



LR MATCHUP



» 2021-22 SCHEDULE

| Date | Opponent | Time/Result |
|-------|------------------------|---------------|
| O. 30 | at Tennessee^ | L, 62-103 |
| N. 12 | vs. Emmanuel% | L, 65-80 |
| N. 13 | vs. Young Harris% | W, 94-86 |
| N. 17 | Wingate* | W, 75-70 |
| N. 20 | Lees-McRae | L, 81-84 |
| N. 23 | at Coker* | W, 67-64 |
| N. 27 | at Limestone* | L, 54-70 |
| D. 1 | at Carson-Newman* | L, 57-72 |
| D. 4 | at East Tennessee St.^ | L, 66-90 |
| D. 11 | at Catawba* | L, 89-91 (OT) |
| D. 15 | Anderson* | L, 74-77 |
| D. 18 | Tusculum* | 4 p.m. |
| D. 20 | Newberry* | 4 p.m. |
| J. 1 | Lincoln Memorial* | TBA |
| J. 5 | at Queens* | 7:30 p.m. |
| J. 8 | at Lincoln Memorial* | 4 p.m. |
| J. 12 | UVA Wise* | 7:30 p.m. |
| J. 15 | Carson-Newman* | 4 p.m. |
| J. 19 | at Wingate* | 7:30 p.m. |
| J. 22 | Coker* | 4 p.m. |
| J. 26 | at Mars Hill* | 7:30 p.m. |
| J. 29 | at Tusculum* | 4 p.m. |
| F. 5 | Limestone* | 4 p.m. |
| F. 9 | Catawba* | 7:30 p.m. |
| F. 12 | at Anderson* | 4 p.m. |
| F. 16 | at UVA Wise* | 7:30 p.m. |
| F. 19 | Mars Hill* | 4 p.m. |
| F. 23 | Queens* | 7:30 p.m. |
| F. 26 | at Newberry* | 4 p.m. |

Home games in **RED**

^ Exhibition games

% SAC/Peach Belt/ConfCarolinas Crossover

*SAC game

TUSCULUM PIONEERS (6-4, 6-2 SAC) VS. LENOIR-RHYNE BEARS (3-6, 2-4 SAC)

DEC. 18 | SHUFORD GYM | HICKORY, N.C. | 4 P.M.

» THE COACHES

Tusculum:
J.T. Burton
Career Record: 90-60 (6th season)
Record at TU: 55-36 (4th season)

Lenoir-Rhyne:
Everick Sullivan
Career Record: 175-97 (10th year)
Record at Lenoir-Rhyne: 68-71 (6th year)

» BROADCAST INFORMATION

Web: lr bears.com/watch
Announcers: Eric Bach, Blake Simmons
Broadcast start time: 3:45 PM

All Lenoir-Rhyne home basketball games will be streamed on lr bears.com/watch with the postgame being uploaded to YouTube and lr bears.com. All broadcasts go live 15 minutes prior to the scheduled tip time.

» THE SERIES

Overall: Lenoir-Rhyne leads, 31-21
During SAC Era: Lenoir-Rhyne leads, 29-19
Current streak: L3
Last matchup: Tusculum 78, LR 67 (2-24-21)
First matchup: LR 24, Tusculum 5 (1925)

IN SAC ERA:
In Hickory: 17-5
In Greeneville: 12-13

» THE VENUE

Arena: Shuford Memorial Gymnasium
Address: 625 7th Ave NE.
Hickory, N.C. 28601
Location: Hickory, N.C.
Capacity: 3,200
Built: 1975

» TEAM STAT COMPARISON



| 77.4 | 45.1 | 37.3 | 76.0 | 45.1 | 35.9 | 37.3 | 14.0 | 4.2 | 6.9 | 14.5 |
|--------|------|-------|-----------------|--------------|---------------|------|---------|--------|--------|------|
| POINTS | FG % | 3PT % | SCORING DEFENSE | FG % DEFENSE | 3PT % DEFENSE | REB. | ASSISTS | BLOCKS | STEALS | TO |
| 72.9 | 43.9 | 33.7 | 77.1 | 49.0 | 37.2 | 30.4 | 14.0 | 2.4 | 8.0 | 10.6 |

» WEBCAST/RADIO ROSTER




Damion Medwinter
#0 | 6'4" | F | R-So.



Malik LeGania
#1 | 6'5" | G | Jr.



Salle Wilson
#2 | 6'4" | F | Fr.



Marcus Metcalf
#3 | 6'0" | G | R-So.



PJ Joseph
#4 | 6'8" | F | R-Fr.



Jalen Johnson
#5 | 5'11" | G | R-So.



Percy Fyle
#10 | 6'8" | C | So.



Tim Steele
#11 | 6'5" | F | So.



Tyson McClain
#12 | 5'11" | G | R-Sr.




Elijah Shabazz
#13 | 6'5" | G/F | Jr.



Marcus Owens Castrillo
#14 | 6'5" | F | R-So.



Kevin Kangu
#15 | 6'4" | G | Sr.



Colby Beeker
#20 | 6'2" | G | Jr.




TJ Nesmith
#21 | 6'9" | F | Jr.



Nas Tyson
#23 | 6'1" | G | So.



Cooper Fowler
#33 | 6'11" | C | Jr.



Everick Sullivan
Head Coach



Trey Johnson
Assistant Coach



Riley McGillan
Assistant Coach

» NUMERICAL ROSTER

| # | Name | Ht. | Wt. | Pos | CL | Hometown |
|----|------------------------|------|-----|-----|-------|-------------------------|
| 0 | Damion Medwinter | 6-4 | 200 | F | R-So. | Trumbull, Conn. |
| 1 | Malik LeGania | 6-5 | 180 | G | Jr. | New Orleans, La. |
| 2 | Salle Wilson | 6-4 | 200 | F | So. | Baton Rouge, La. |
| 3 | Marcus Metcalf | 6-0 | 185 | G | R-So. | Goldsboro, N.C. |
| 4 | PJ Joseph | 6-8 | 225 | F | R-Fr. | Brooklyn, N.Y. |
| 5 | Jalen Johnson | 5-11 | 185 | G | R-So. | Durham, N.C. |
| 10 | Percy Fyle | 6-8 | 200 | C | So. | Charlotte, N.C. |
| 11 | Tim Steele | 6-5 | 250 | F | So. | Conway, S.C. |
| 12 | Tyson McClain | 5-11 | 170 | G | R-JS. | Spartanburg, S.C. |
| 13 | Elijah Shabazz | 6-5 | 215 | G/F | Jr. | Raligh, N.C. |
| 14 | Marcus Owens Castrillo | 6-5 | 190 | F | R-So. | Punta Del Este, Uruguay |
| 15 | Kevin Kangu | 6-4 | 185 | G | Sr. | Burlington, Canada |
| 20 | Colby Beeker | 6-2 | 220 | G | Jr. | Durham, N.C. |
| 21 | TJ Nesmith | 6-9 | 220 | F | Jr. | Burlington, N.C. |
| 23 | Nas Tyson | 6-1 | 200 | G | Jr. | Wingate, N.C. |
| 33 | Cooper Fowler | 6-11 | 275 | C | Jr. | Greenville, S.C. |

Head Coach: Everick Sullivan; Sixth Season at Lenoir-Rhyne

Assistant Coach: Trey Johnson

Assistant Coach: Riley McGillan

Pronunciations: #1 Le-gone-yuh - #2 Sal - #13 Shu-bah-zz - #14 Cas-tree-o - #15 Kang-goo - #21 Knee-smith





» LENOIR-RHYNE NOTES

SEASON 101

» This is the 101st season of Lenoir-Rhyne men's basketball. The historic program began competition in 1919 but was shut down for two seasons due to World War II. The Bears have won 19 regular season championships and 12 conference tournaments in their history.

» 63 of the first 100 seasons have been winning seasons for the Bears. Last year, the Bears went 9-7 and made it to the SAC Tournament semifinals before falling to Queens.

HISTORIC WIN

» In a 94-86 win over Young Harris, the program notched the 1,400th win in program history.

» Only 29 other NCAA Division II programs have reached that accolade in their history.

ANOTHER CLOSE 'L'

» For the third time this season, Lenoir-Rhyne lost a game that was decided by one possession.

» The Bears dropped a 77-74 decision against Anderson when Jalen Johnson's three at the buzzer bounced off the rim.

» The Bears have lost to Lees-McRae, Catawba and Anderson by a combined eight points.

» LR also has a 3-point win over Coker and a 5-point win over Wingate.

» LR also lost to Anderson at the buzzer last year, falling 80-79 when Alex Keel hit a baseline jumper with five seconds left to play.

CASHING IN AT THE STRIPE

» Lenoir-Rhyne hit a season-high 21 free throws on Wednesday against Anderson and converted at a 91.3 percent clip.

» Going into that game, LR was 11th in the league in free throw percentage and ranked last in free throws made and free throw attempts.

» T.J. Nesmith has knocked down 13 straight from the charity stripe dating back to the Carson-Newman game.

TAKING CARE OF THE ROCK

» LR had a season-high 14 turnovers against Anderson but forced 15 giveaways by the Trojans.

» LR has now had seven of their nine games with less turnovers than their opponents.

» Dating back to the start of the 2020-21 season, Lenoir-Rhyne has committed fewer turnovers than their opponents in 20 of their past 25 contests.

» LR leads the SAC in fewest turnovers with just 95 giveaways on the year.

» The 10.6 turnovers per game also leads the league and ranks 23rd in all of Division II.

DR. NESMITH

» T.J. Nesmith is emerging for the Bears in Decemeber.

» The junior is averaging 18.0 points per game over the past three contests and is shooting 20-for-27 (74.1 percent) during that stretch. He is also a perfect 13-of-13 from the line.

» Nesmith ranks second in the South Atlantic

» LENOIR-RHYNE BY THE NUMBERS

| | |
|---|----------------------|
| Seasons of Men's Basketball | 101 |
| Winning seasons | 63 |
| Losing seasons | 34 |
| .500 seasons | 3 |
| Most consecutive winning seasons | 16 |
| Most consecutive losing seasons | 6 |
| Wins in a season | 26 (1962-63) |
| Longest winning streak | 24 (1956-57) |
| Regular Season Championships | 19 (last in 2008-09) |
| Conf. Tournament Championships | 12 (last in 2003) |
| Longest home winning streak | 25 (1955-58) |
| All-time games played | 2,541 |
| All-time record | 1,402-1,139 |
| All-time SAC record | 295-231 |
| 1,000 point scorers | 55 |
| 20+ win seasons | 20 (last in 2018-19) |
| LR 100-point games | 83 (last in 2019-20) |
| All-Americans | 8 (last in 2015) |
| All-Conference players | 83 (last in 2020-21) |
| SAC Players of the Year | 5 (last in 2015-16) |
| SAC Defensive Players of the Year | 1 (last in 2019-20) |
| SAC Freshmen of the Year | 4 (last in 2005-06) |
| NCAA Tournament appearances | 7 (last in 2019) |
| NCAA Tournament record | 3-7 |
| Highest national ranking | 11 |
| Weeks in national rankings | 15 |
| Most consecutive weeks in national poll | 5 |
| Games played at Shuford Gym | 741 |
| Total seasons at Shuford Gym | 66 |
| Winning seasons at Shuford Gym | 51 |
| Losing seasons at Shuford Gym | 10 |
| Undefeated seasons at Shuford Gym | 3 |
| .500 seasons at Shuford Gym | 4 |
| Longest home winning streak | 25 (1955-58) |
| Most home wins in a season | 14 (1966-67) |
| Most home losses in a season | 10 (2010-11) |
| Most home wins in a two-year span | 24 (1965-67) |
| Most home wins in a three-year span | 35 (1964-67) |

» LAST 10 GAMES VS. TUSCULUM (5-5)

| Date | Location | Result | Leading LR Scorer |
|----------|--------------------|----------|--------------------|
| 12-14-16 | Hickory, N.C. | W, 84-71 | Jalen Variste, 19 |
| 2-4-17 | Greeneville, Tenn. | L, 65-70 | Variste/Evans, 16 |
| 1-6-18 | Hickory, N.C. | W, 79-72 | Djibril Diallo, 26 |
| 2-17-18 | Greeneville, Tenn. | W, 82-79 | Djibril Diallo, 22 |
| 1-5-19 | Hickory, N.C. | W, 77-74 | Djibril Diallo, 18 |
| 2-16-19 | Greeneville, Tenn. | L, 54-56 | Darius Simmons, 12 |
| 3-6-19 | Greeneville, Tenn. | W, 70-58 | Cory Thomas, 24 |
| 11-26-19 | Greeneville, Tenn. | L, 58-70 | R.J. Gunn, 22 |
| 1-29-20 | Hickory, N.C. | L, 70-77 | R.J. Gunn, 26 |
| 2-24-21 | Greeneville, Tenn. | L, 67-78 | R.J. Gunn, 28 |

» MILESTONE WINS

| | |
|-----------------------|--------------------------------------|
| Win #1 (1919-20) | Lenoir-Rhyne 16, Hickory Town 4 |
| Win #100 (1932-33) | Lenoir-Rhyne 34, Catawba 32 |
| Win #200 (1944-45) | Lenoir-Rhyne 37, Shelby YMCA 23 |
| Win #300 (1952-53) | Lenoir-Rhyne 77, Guilford 69 |
| Win #400 (1957-58) | Lenoir-Rhyne 71, High Point 66 |
| Win #500 (1962-63) | Lenoir-Rhyne 96, Guilford 48 |
| Win #600 (1967-68) | Lenoir-Rhyne 85, Guilford 79 |
| Win #700 (1973-74) | Lenoir-Rhyne 78, Elon 68 |
| Win #800 (1980-81) | Lenoir-Rhyne 79, Wingate 78 |
| Win #900 (1987-88) | Lenoir-Rhyne 75, Atl. Christian 65 |
| Win #1,000 (1992-93) | Lenoir-Rhyne 85, Okla. City 67 |
| Win #1,100 (2000-01) | Lenoir-Rhyne 67, Carson-Newman 62 |
| Win #1,200 (2006-07) | Lenoir-Rhyne 63, Lincoln Memorial 55 |
| Win #1,300 (2013-14) | Lenoir-Rhyne 77, Coker 68 |
| Win #1,400 (11-13-21) | Lenoir-Rhyne 94, Young Harris 86 |



» LENOIR-RHYNE NOTES (CONTINUED)

Conference in field goal percentage as he is shooting 71.7 percent from the field.

MITCHELL IN THE LEAD

» The only person ahead of Nesmith in field goal percentage in the SAC will also be on the floor on Saturday.

» Tusculum's Brandon Mitchell is shooting 72.3 percent from the field, including a perfect 7-for-7 against Queens on December 1.

» Mitchell has only shot below 50 percent in a game once this season, when he went 0/1 against Lincoln Memorial.

REBOUNDING STRUGGLES

» The Bears are getting outrebounded by an average of 8.2 boards per night, a figure that ranks 290th out of 297 Division II teams.

» LR's 30.3 rebounds per game place them 288th in the nation.

NEED TO GET STOPS

» On the defensive end, Lenoir-Rhyne is allowing opponents to shoot 49.0 percent from the floor which ranks them 285th in Division II.

» Anderson shot 53 percent from the field on Wednesday but went 20-of-29 (69 percent) in the first half.

TUSCULUM'S TRENTON

» The Pioneers are led by Trenton Gibson who is second in the South Atlantic Conference in scoring at 21.9 points per game.

» Gibson shoots 46.3 percent from the field and averages 5.6 boards and 4.3 assists per game.

TOP SAC SCORERS

» After facing Gibson on Saturday, LR will have faced the league's second, third and fifth leading scorers in the past three days.

» The Bears held third-leading scorer Quin Nottingham to 12 points on Wednesday and Crosby James had 16 points, just a shade below his 16.7 points per game.

» LR faced off with the league's leading scorer last Saturday when Catawba's Caleb Robinson scored 19 points after dropping 42 on Limestone the game prior.

CHASING 300

» Lenoir-Rhyne enters the game with 295 all-time wins in South Atlantic Conference play. That number ranks as the most in SAC history, over 10 wins ahead of the second place team since the SAC was formed in 1989-90.

STARTS WITH THE PG

» Lenoir-Rhyne's lack of turnovers start at the PG position with Jalen Johnson.

» The sophomore ranks 30th in the nation in assist turnover ratio at 3.15.

» On the season, Johnson has 41 assists to just 13 turnovers.

» Johnson is third in the conference in 3-point shooting as he is knocking down 45.1 percent of his 3-point attempts.

» PROJECTED STARTING FIVE

| | Player | PPG | RPG | APG | FG% | 3PT% | FT% | MIN |
|----|---------------|------|-----|-----|------|------|------|------|
| 5 | Jalen Johnson | 14.6 | 3.0 | 4.6 | 44.8 | 45.1 | 88.0 | 29.3 |
| 15 | Kevin Kangu | 12.0 | 2.3 | 1.6 | 40.4 | 36.5 | 86.7 | 30.3 |
| 23 | Nas Tyson | 8.9 | 3.4 | 2.0 | 41.9 | 29.4 | 75.0 | 26.6 |
| 2 | Salle Wilson | 7.6 | 1.6 | 0.8 | 47.4 | 27.8 | 81.8 | 19.0 |
| 21 | TJ Nesmith | 9.6 | 2.9 | 0.3 | 71.7 | 33.3 | 81.8 | 16.4 |

» NCAA DII TOP 25 (NABC)

| School | Record | Last |
|-----------------------------|--------|------|
| 1 Lubbock Christian (14) | 7-0 | 1 |
| 2 NW Missouri State (2) | 8-1 | 2 |
| 3 Mercyhurst | 7-0 | 3 |
| 4 West Texas A&M | 10-1 | 5 |
| 5 Nova Southeastern | 5-0 | 6 |
| 6 Indiana (PA) | 7-0 | 7 |
| 7 Chico State | 7-0 | 8 |
| 8 Augusta | 7-0 | 10 |
| 9 Queens (N.C.) | 7-1 | 4 |
| 10 West Liberty | 7-1 | 14 |
| 11 Lincoln Memorial | 7-1 | 15 |
| 12 Barry | 7-0 | 22 |
| 13 Cal State San Bernardino | 7-1 | 11 |
| 14 Dominican (NY) | 8-0 | 24 |
| 15 Hillsdale | 6-1 | 16 |
| 16 Embry-Riddle | 9-1 | 18 |
| 17 Fairmont State | 6-1 | 9 |
| 18 Angelo State | 7-1 | 12 |
| 19 Truman State | 6-2 | 20 |
| 20 Ferris State | 7-1 | 23 |
| 21 Union | 8-0 | NR |
| 22 Minnesota Duluth | 9-0 | NR |
| 23 Cal State San Marcos | 7-0 | NR |
| 24 Grand Valley State | 6-1 | 13 |
| 25 Minnesota State | 7-1 | 17 |

Others receiving votes: Upper Iowa 35, Augustana (S.D.) 24, Georgia College 12, Cal Poly Pomona 11, Emmanuel (Ga.) 10, Flagler (Fla.) 9, Stonehill (Mass.) 8, Biola (Calif.) 7, Columbus State (Ga.) 7, UCCS (Colo.) 7,

» NCAA DII TOP 25 (D2SIDA)

| School | Record | Last |
|---------------------------|--------|------|
| 1. Lubbock Christian (10) | 9-0 | 1 |
| 2. NW Missouri State (4) | 9-1 | 2 |
| 3. Indiana (Pa.) (1) | 7-0 | 3 |
| 4. West Texas A&M | 10-1 | 4 |
| 5. Chico State | 8-0 | 5 |
| 6. Ferris State | 9-1 | 6 |
| 7. Mercyhurst | 8-0 | 8 |
| 8. Embry-Riddle | 10-1 | 7 |
| 9. Nova Southeastern (1) | 7-0 | 12 |
| 10. West Liberty | 8-1 | 10 |
| 11. Lincoln Memorial | 8-1 | 11 |
| 12. Minnesota Duluth | 11-0 | 13 |
| 13. Hillsdale | 8-1 | 14 |
| 14. Dominican (N.Y.) | 9-1 | 9 |
| 15. Augustana | 10-1 | 17 |
| 16. Augusta | 8-0 | 19 |
| 17. CSU San Marcos | 9-0 | 18 |
| 18. CSU San Bernardino | 8-1 | 20 |
| 19. Queens (N.C.) | 8-2 | 16 |
| 20. Truman State | 7-2 | 22 |
| 21. Union | 9-1 | 15 |
| 22. Fairmont State | 7-1 | 23 |
| 23. Fort Hays State | 8-0 | RV |
| 24. Grand Valley State | 8-1 | RV |
| 25. UT Tyler | 6-0 | NR |

Others receiving votes: Barry - 26; St. Thomas Aquinas - 18; UNC Pembroke - 17; Charleston - 16; Upper Iowa - 16; Bentley - 14; West Florida - 14; Texas A&M-International - 8; Southeastern Oklahoma State - 4



NEED A HOME WIN

- » The Bears have dropped two straight inside Shuford Gym despite those games being nearly a month apart.
- » The Bears lost to Lees-McRae on Nov. 20 and then fell by the same 3-point margin to Anderson on Dec. 15.
- » LR is looking to avoid its first three-game home losing streak since January of 2017. In that stretch, LR dropped consecutive games to Wingate, Lincoln Memorial and Catawba before rebounding to defeat Coker.

SLOW THE OPPONENTS

- » Five of the Bears nine opponents on the year have shot at least 50 percent in a game. Emmanuel, Young Harris, Lees-McRae, Catawba and Anderson all topped that mark.
- » The 53.6 percent shooting by the Trojans on Wednesday was the best shooting percentage for an opposing team since Wingate shot 56.1 percent on January 20, 2021.

FEW CONFERENCE GAMES

- » At this point of the season, Lenoir-Rhyne has only played six conference games, the fewest in the league.
- » Lincoln Memorial is the only team with seven league games and 10 others have played eight.
- » Anderson has already played nine league contests.

» CURRENT STREAKS

| | |
|-------------------------|--------|
| Overall | Lost 4 |
| vs. unranked teams | Lost 4 |
| vs. ranked teams | Lost 1 |
| Home | Lost 2 |
| Home vs. SAC | Lost 1 |
| Home vs. non-conference | Lost 3 |
| Road | Lost 3 |
| Road vs. SAC | Lost 3 |
| Road vs. non-conference | Won 8 |

CONSECUTIVE GAMES WITH 3-POINT FIELD GOAL

| | |
|---------------|---|
| Jalen Johnson | 3 |
| Cooper Fowler | 2 |
| Salle Wilson | 2 |
| Nas Tyson | 1 |
| Tim Steele | 1 |
| Malik LeGania | 1 |

CONSECUTIVE GAMES STARTED

| | |
|----------------|---|
| Salle Wilson | 5 |
| Kevin Kangu | 4 |
| Jalen Johnson | 2 |
| TJ Nesmith | 2 |
| Elijah Shabazz | 1 |

| GAMES PLAYED | 2021-22 | CAREER |
|------------------------|---------|--------|
| Kevin Kangu | 9 | 72 |
| Tyson McClain | 9 | 58 |
| Malik LeGania | 8 | 57 |
| Cooper Fowler | 8 | 48 |
| Elijah Shabazz | 7 | 25 |
| Tim Steele | 9 | 25 |
| Jalen Johnson | 9 | 22 |
| Nas Tyson | 9 | 22 |
| PJ Joseph | 8 | 21 |
| Salle Wilson | 9 | 13 |
| Damion Medwinter | 6 | 11 |
| TJ Nesmith | 9 | 9 |
| Marcus Metcalf | 1 | 4 |
| Percy Fyle | 0 | 3 |
| Marcus Owens-Castrillo | 0 | 0 |
| Colby Beeker | 0 | 0 |

» LENOIR-RHYNE RECORD WHEN...

| | |
|--------------------------------------|-----|
| Playing at home | 1-2 |
| Playing on the road | 1-3 |
| Playing at a neutral site | 1-1 |
| Playing vs. the SAC | 2-4 |
| Leads at halftime | 3-1 |
| Trails at halftime | 0-5 |
| Tied at halftime | 0-0 |
| Plays an overtime game | 0-0 |
| Shoots 50% or better | 1-0 |
| Shoots less than 50% | 2-6 |
| Opponent shoots better than 50% | 1-5 |
| Opponent shoots 50% or less | 2-0 |
| Shoots better than opponent | 3-0 |
| Shoots worse than opponent | 0-6 |
| Shoots the same as opponent | 0-0 |
| Has more FTs made than opponent | 0-2 |
| Has less FTs made than opponent | 3-4 |
| Outrebounds opponent | 0-0 |
| is outrebounded | 3-6 |
| Has equal rebounds | 0-0 |
| Has more TOs than opponent | 0-2 |
| Has equal or less TOs than opponent | 3-4 |
| Scores more/equal bench points | 2-2 |
| Scores less bench points | 1-4 |
| Plays a ranked opponent | 0-0 |
| Makes 5+ 3-point shots | 3-6 |
| No LR player fouls out | 3-5 |
| Has 15+ assists | 1-3 |
| Wears white uniforms | 2-2 |
| Wears black uniforms | 1-4 |
| Plays in November | 3-3 |
| Plays in December | 0-3 |
| Plays in January | 0-0 |
| Plays in February | 0-0 |
| Plays in March | 0-0 |
| Plays during the day (before 6 p.m.) | 0-3 |
| Plays at night | 3-3 |
| Plays on Sunday | 0-0 |
| Plays on Monday | 0-0 |
| Plays on Tuesday | 1-0 |
| Plays on Wednesday | 1-2 |
| Plays on Thursday | 0-0 |
| Plays on Friday | 0-1 |
| Plays on Saturday | 1-3 |
| Margin is 5 pts. or less | 2-3 |
| Margin is 6-10 points | 1-0 |
| Margin is 11-20 points | 0-3 |
| Has a 20-point scorer | 1-1 |
| Has a 30-point scorer | 1-0 |
| Scores 59 points or less | 0-2 |
| Scorers 60-69 points | 1-1 |
| Scores 70-79 points | 1-1 |
| Scores 80-89 points | 0-2 |
| Scores 90+ points | 1-0 |

» RECORD VS. CONF OPPONENTS IN SAC ERA (1989-CURRENT)

| TEAM | OVERALL | CONF. | HOME | AWAY | NEUTRAL |
|------------------|---------|-------|-------|-------|---------|
| Anderson | 9-14 | 8-14 | 6-6 | 2-8 | 1-0 |
| Carson-Newman | 37-33 | 34-30 | 24-8 | 11-23 | 2-2 |
| Catawba | 38-35 | 37-28 | 23-11 | 15-20 | 0-4 |
| Coker | 13-3 | 13-3 | 7-0 | 6-3 | 0-0 |
| Limestone | 7-3 | 0-1 | 2-0 | 1-2 | 4-1 |
| Lincoln Memorial | 10-23 | 8-21 | 7-10 | 3-13 | 0-0 |
| Mars Hill | 50-19 | 47-17 | 28-5 | 20-12 | 2-2 |
| Newberry | 34-23 | 28-18 | 22-6 | 11-16 | 1-1 |
| Queens | 11-19 | 5-11 | 5-7 | 4-11 | 2-1 |
| Tusculum | 29-19 | 27-16 | 17-5 | 12-13 | 0-1 |
| UVA Wise | 3-1 | 3-1 | 1-1 | 2-0 | 0-0 |
| Wingate | 43-30 | 36-28 | 25-11 | 14-17 | 4-2 |



» THE LAST TIME LENOIR-RHYNE... | TEAM

| | | | |
|---|-----------------------|--------------|---------------|
| Defeated a ranked opponent | vs. #12/15 Queens | W, 71-66 | Jan. 18, 2021 |
| Played a ranked opponent | at #17/18 Queens | L, 67-88 | Mar. 4, 2021 |
| Played as a ranked team | #17 LR vs. #23 Queens | L, 69-76 | Nov. 28, 2018 |
| Lost as a ranked team | #17 LR vs. #23 Queens | L, 69-76 | Nov. 28, 2018 |
| Won as a ranked team | #23 LR vs. Limestone | W, 76-75 | Nov. 24, 2018 |
| Scored 100 points in a game | vs. Mars Hill | W, 107-98 | Feb. 26, 2020 |
| Scored 100 points away from home | at Clayton State | W, 103-99 | Nov. 20, 2019 |
| Allowed 100 points in a game | at Queens | L, 96-106 | Mar. 4, 2020 |
| Allowed 100 points in a home game | vs. Queens | L, 102-105 | Jan. 13, 2016 |
| Won an overtime game | at Southern Wesleyan | W, 93-87 | Nov. 13, 2019 |
| Lost an overtime game | at Catawba | L, 89-91 | Dec. 11, 2021 |
| Won by 30-39 points | at UVA Wise | W, 98-63 | Jan. 13, 2021 |
| Won by 40-49 points | vs. UNC Pembroke | W, 97-55 | Dec. 20, 2002 |
| Lost by 30-39 points | at King | L, 49-80 | Dec. 19, 2017 |
| Lost by 40-49 points | at Lincoln Memorial | L, 59-103 | Jan. 27, 2018 |
| Scored less than 50 points | at King | L, 49-80 | Dec. 19, 2017 |
| Allowed less than 50 points | vs. Coker | W, 46-45 | Feb. 4, 2014 |
| Made fewer than 20 field goals | at Queens | 19 | Mar. 4, 2021 |
| Made 40-49 field goals | at UVA Wise | 40 | Jan. 13, 2021 |
| Allowed fewer than 20 field goals | vs. Southern Wesleyan | 13 | Nov. 13, 2018 |
| Allowed 40-49 field goals | vs. Lincoln Memorial | 40 | Jan. 27, 2018 |
| Shot over 50 percent from the field | vs. Young Harris | .521 (37-71) | Nov. 13, 2021 |
| Shot over 60 percent from the field | vs. Queens | .635 (33-52) | Mar. 9, 2019 |
| Shot less than 30 percent from the field | at Carson-Newman | .294 (20-68) | Jan. 16, 2021 |
| Opponent shot over 50 percent from field | vs. Anderson | .536 (30-56) | Dec. 15, 2021 |
| Opponent shot over 60 percent from field | at Queens | .614 (35-57) | Jan. 2, 2021 |
| Opponent shot less than 30 percent | vs. Southern Wesleyan | .265 (13-49) | Nov. 13, 2018 |
| Made 0 3-point field goals | vs. Lincoln Memorial | 0-9 | Jan. 3, 2015 |
| Allowed 0 3-point field goals | at Tusculum | 0-7 | Jan. 23, 2013 |
| Made 15+ 3-pointers | vs. Young Harris | 17 | Nov. 13, 2020 |
| Allowed 15+ 3-pointers | vs. Young Harris | 16 | Nov. 13, 2017 |
| Shot over 50 percent from three | vs. Mars Hill | .519 (14-27) | Feb. 26, 2020 |
| Opponent shot over 50 percent from three | at Queens | .500 (8-16) | Dec. 2, 2021 |
| Made less than 5 free throws | vs. Young Harris | 3 | Nov. 13, 2021 |
| Made 30-39 free throws | at Queens | 30 | Feb. 24, 2016 |
| Shot over 90 percent from free throw line | vs. Mars Hill | .900 (9-10) | Feb. 15, 2021 |
| Had 40-49 rebounds | at UVA Wise | 43 | Jan. 13, 2021 |
| Had 50+ rebounds | vs. Coker | 50 | Feb. 8, 2017 |
| Allowed 40-49 rebounds | at Catawba | 43 | Dec. 11, 2021 |
| Allowed 50+ rebounds | at Queens | 50 | Mar. 4, 2021 |
| Had 10+ blocks | vs. Mars Hill | 11 | Jan. 12, 2019 |

» SHUFORD GYMNASIUM HISTORY

| | |
|-------------------------------------|--------------|
| Games | 741 |
| Longest winning streak | 25 |
| Total seasons | 65 |
| Winning seasons | 51 |
| .500 seasons | 4 |
| Losing seasons | 10 |
| Undeclared seasons | 3 |
| Most home wins in a season | 14 (1966-67) |
| Most home losses in a season | 10 (2010-11) |
| Most home wins in a two-year span | 24 (1964-65) |
| Most home wins in a three-year span | 35 (1964-67) |

| Season | W | L | Pct. |
|---------|-----|-----|-------|
| 1956-57 | 6 | 0 | 1.000 |
| 1957-58 | 10 | 1 | .909 |
| 1958-59 | 8 | 3 | .727 |
| 1959-60 | 10 | 2 | .833 |
| 1960-61 | 12 | 0 | 1.000 |
| 1961-62 | 9 | 3 | .750 |
| 1962-63 | 13 | 1 | .929 |
| 1963-64 | 9 | 5 | .643 |
| 1964-65 | 11 | 1 | .917 |
| 1965-66 | 10 | 3 | .769 |
| 1966-67 | 14 | 1 | .933 |
| 1967-68 | 8 | 3 | .727 |
| 1968-69 | 11 | 3 | .786 |
| 1969-70 | 11 | 2 | .846 |
| 1970-71 | 9 | 1 | .900 |
| 1971-72 | 10 | 2 | .833 |
| 1972-73 | 12 | 0 | 1.000 |
| 1973-74 | 7 | 6 | .538 |
| 1974-75 | 5 | 6 | .455 |
| 1975-76 | 8 | 4 | .667 |
| 1976-77 | 6 | 5 | .545 |
| 1977-78 | 1 | 2 | .333 |
| 1978-79 | 6 | 4 | .600 |
| 1979-80 | 6 | 5 | .545 |
| 1980-81 | 8 | 3 | .727 |
| 1981-82 | 10 | 1 | .909 |
| 1982-83 | 4 | 7 | .364 |
| 1983-84 | 9 | 3 | .750 |
| 1984-85 | 10 | 2 | .833 |
| 1985-86 | 6 | 6 | .500 |
| 1986-87 | 6 | 8 | .429 |
| 1987-88 | 6 | 7 | .462 |
| 1988-89 | 9 | 3 | .750 |
| 1989-90 | 12 | 1 | .923 |
| 1990-91 | 9 | 2 | .818 |
| 1991-92 | 8 | 3 | .727 |
| 1992-93 | 8 | 2 | .800 |
| 1993-94 | 9 | 2 | .818 |
| 1994-95 | 7 | 3 | .700 |
| 1995-96 | 9 | 1 | .900 |
| 1996-97 | 6 | 4 | .600 |
| 1997-98 | 8 | 2 | .800 |
| 1998-99 | 3 | 4 | .429 |
| 1999-00 | 3 | 6 | .333 |
| 2000-01 | 6 | 2 | .750 |
| 2001-02 | 6 | 3 | .667 |
| 2002-03 | 11 | 2 | .846 |
| 2003-04 | 4 | 4 | .500 |
| 2004-05 | 9 | 2 | .818 |
| 2005-06 | 12 | 1 | .923 |
| 2006-07 | 9 | 2 | .818 |
| 2007-08 | 11 | 2 | .846 |
| 2008-09 | 10 | 3 | .769 |
| 2009-10 | 5 | 5 | .500 |
| 2010-11 | 3 | 10 | .231 |
| 2011-12 | 5 | 5 | .500 |
| 2012-13 | 9 | 2 | .818 |
| 2013-14 | 10 | 2 | .833 |
| 2014-15 | 3 | 8 | .273 |
| 2015-16 | 10 | 3 | .769 |
| 2016-17 | 6 | 8 | .429 |
| 2017-18 | 8 | 5 | .615 |
| 2018-19 | 10 | 4 | .714 |
| 2019-20 | 7 | 5 | .582 |
| 2020-21 | 5 | 2 | .714 |
| 2021-22 | 1 | 2 | .333 |
| Total | 531 | 210 | .717 |



» THE LAST TIME LENOIR-RHYNE... | INDIVIDUAL

| | | | |
|--|--|-------------|---------------------------|
| Scored 40+ points | Will Perry (vs. Lincoln Memorial) | 41 | Dec. 2, 2015 |
| Opponent scored 40+ points | Courvoisier McCauley (LMU) | 44 | Dec. 18, 2019 |
| Scored 30-39 points | Jalen Johnson (vs. Young Harris) | 34 | Nov. 13, 2021 |
| Opponent scored 30-39 points | Karl Chavis (Young Harris) | 32 | Nov. 13, 2020 |
| Scored 20-29 points | TJ Nesmith (at Catawba) | 21 | Dec. 11, 2021 |
| Opponent scored 20-29 points | Parker Dortch (Anderson) | 21 | Dec. 15, 2021 |
| Three players scoring at least 20 points | RJ Gunn (21), Darius Simmons (21), Mason Hawks (20) | | Mar. 4, 2020 at Queens |
| Three opposing players scoring at least 20 | Daniel Carr (28), Kenny Dye (22), Van Turner Jr. (20) | | Mar. 4, 2020 Queens |
| Five players scoring double figures | Nesmith (21), Wilson (18), Johnson (17), Kangu (15), LeGania (10) | | Dec. 11, 2021 at Catawba |
| Six players scoring double figures | Hawks (16), Gunn (16), Simmons (15), Fields (13), Fowler (12), Bradford (10) | | Jan. 20, 2021 vs. Wingate |
| Made 10+ field goals | Jalen Johnson (vs. Young Harris) | 12 | Nov. 13, 2021 |
| Opponent made 10+ field goals | Parker Dortch (Anderson) | 10 | Dec. 15, 2021 |
| Had 25+ field goal attempts | R.J. Gunn (at Clayton State) | 26 | Nov. 20, 2019 |
| Opponent had 25+ field goal attempts | Courvoisier McCauley (LMU) | 25 | Dec. 18, 2019 |
| Didn't miss a shot (min. 5 att.) | Malik LeGania (at Coker) | 6-6 | Nov. 23, 2021 |
| Opponent didn't miss a shot (min. 5 att.) | Lewis Diankulu (Queens) | 8-8 | Nov. 28, 2018 |
| Made 7+ 3-pointers | Jalen Johnson (vs. Young Harris) | 8 | Nov. 13, 2021 |
| Opponent made 7+ 3-pointers | Courvoisier McCauley (LMU) | 8 | Dec. 18, 2019 |
| Attempted 15+ 3-pointers | Will Perry (at Catawba) | 15 | Feb. 3, 2016 |
| Opponent attempted 15+ 3-pointers | James Stepp (Newberry) | 19 | Jan. 4, 2017 |
| Made 10+ free throws | Darius Simmons (vs. Anderson) | 10 | Feb. 13, 2021 |
| Opponent made 10+ free throws | Van Turner Jr. (Queens) | 11 | Mar. 4, 2020 |
| Didn't miss a free throw (min. 10 att.) | Darius Simmons (vs. Anderson) | 10-10 | Feb. 13, 2021 |
| Opponent didn't miss FT (min. 10 att.) | Jordan McElveen (Catawba) | 12-12 | Feb. 27, 2019 |
| Recorded 15+ rebounds | Bertrand Awana (at Belmont Abbey) | 15 | Dec. 19, 2018 |
| Opponent recorded 15+ rebounds | Karl Chavis (Young Harris) | 15 | Nov. 13, 2021 |
| Recorded 20+ rebounds | Jacques Chambers (vs. Carson-Newman) | 20 | Dec. 17, 2016 |
| Double-double | R.J. Gunn (at Queens) | 21pts/11rb | Mar. 4, 2020 |
| Opponent recorded double-double | Caleb Robinson (Catawba) | 19pt/10rb | Dec. 11, 2021 |
| Triple-double | Keenan Palmore | 23p/13r/11a | Feb. 8, 2016 |
| Had multiple triple-doubles in season | Keenan Palmore | 4 | 2015-16 |
| Recorded 10 assists | Jon Jean (at Mars Hill) | 10 | Feb. 23, 2019 |
| Opponent recorded 10 assists | Chandler Lindsay (Coker) | 10 | Jan. 23, 2021 |
| Recorded 5 steals | Davion Bradford (vs. Newberry) | 5 | Jan. 11, 2020 |
| Opponent recorded 5 steals | Dillon Smith (Tusculum) | 5 | Nov. 26, 2019 |
| Recorded 5+ blocks | Cooper Fowler (vs. Mars Hill) | 5 | Feb. 15, 2021 |
| Opponent recorded 5+ blocks | Ajene McQuaige (Coker) | 5 | Feb. 20, 2019 |

» 2020-21 SOUTH ATLANTIC CONFERENCE STANDINGS

| Rk | Team | Conference | | | Overall | | | |
|-----|------------------|------------|------|------|---------|------|------|------|
| | | W-L | Pct. | PF | W-L | Pct. | PF | PA |
| 1. | Lincoln Memorial | 14-3 | .824 | 1563 | 1207 | 19-4 | .826 | 2124 |
| 2. | Queens | 13-3 | .813 | 1283 | 1081 | 16-6 | .727 | 1744 |
| 3. | Tusculum | 12-4 | .750 | 1252 | 1183 | 14-6 | .700 | 1535 |
| 4. | Carson-Newman | 11-5 | .688 | 1237 | 1049 | 16-6 | .727 | 1688 |
| 5. | Newberry | 9-5 | .643 | 1040 | 1016 | 9-6 | .600 | 1110 |
| 6. | Lenoir-Rhyne | 8-6 | .571 | 1070 | 1058 | 9-7 | .563 | 1218 |
| 7. | Wingate | 10-8 | .556 | 1483 | 1438 | 11-9 | .550 | 1644 |
| 8. | Catawba | 8-10 | .444 | 1422 | 1546 | 9-11 | .450 | 1582 |
| 9. | Anderson | 6-11 | .353 | 1281 | 1354 | 7-12 | .368 | 1443 |
| 10. | UVA Wise | 5-13 | .278 | 1439 | 1642 | 5-13 | .278 | 1439 |
| 11. | Coker | 4-11 | .267 | 981 | 1088 | 4-12 | .250 | 1042 |
| 12. | Limestone | 2-10 | .167 | 833 | 1003 | 2-11 | .154 | 900 |
| 13. | Mars Hill | 2-15 | .118 | 1236 | 1455 | 2-16 | .111 | 1319 |

» SOUTH ATLANTIC CONF. HISTORY

| | |
|--------------------------------|---------------------|
| Games | 526 |
| Total seasons | 31 |
| Winning seasons | 13 |
| .500 seasons | 2 |
| Losing seasons | 16 |
| Undefeated seasons | 0 |
| Most wins in a season | 17 (2013-14) |
| Most losses in a season | 14, twice (1993-94) |
| Most wins in a two-year span | 27 (2013-15) |
| Most wins in a three-year span | 40 (2013-16) |

| Season | W | L | Pct. |
|---------|-----|-----|------|
| 1989-90 | 10 | 4 | .714 |
| 1990-91 | 10 | 4 | .714 |
| 1991-92 | 8 | 6 | .571 |
| 1992-93 | 12 | 2 | .857 |
| 1993-94 | 8 | 6 | .571 |
| 1994-95 | 11 | 3 | .786 |
| 1995-96 | 7 | 7 | .500 |
| 1996-97 | 7 | 7 | .500 |
| 1997-98 | 9 | 5 | .643 |
| 1998-99 | 4 | 10 | .286 |
| 1999-00 | 8 | 8 | .500 |
| 2000-01 | 6 | 8 | .429 |
| 2001-02 | 8 | 6 | .571 |
| 2002-03 | 10 | 4 | .714 |
| 2003-04 | 10 | 4 | .714 |
| 2004-05 | 9 | 5 | .643 |
| 2005-06 | 11 | 3 | .786 |
| 2006-07 | 11 | 5 | .689 |
| 2007-08 | 12 | 2 | .857 |
| 2008-09 | 12 | 4 | .750 |
| 2009-10 | 5 | 11 | .313 |
| 2010-11 | 3 | 15 | .167 |
| 2011-12 | 8 | 10 | .444 |
| 2012-13 | 11 | 7 | .611 |
| 2013-14 | 15 | 7 | .682 |
| 2014-15 | 6 | 16 | .273 |
| 2015-16 | 14 | 8 | .636 |
| 2016-17 | 9 | 13 | .409 |
| 2017-18 | 9 | 11 | .450 |
| 2018-19 | 12 | 8 | .600 |
| 2019-20 | 10 | 12 | .455 |
| 2020-21 | 8 | 6 | .571 |
| 2021-22 | 2 | 4 | .333 |
| Total | 295 | 231 | .561 |

» SOUTH ATLANTIC CONF. FINISHES

| | |
|---------|---|
| First | 8 |
| Second | 5 |
| Third | 4 |
| Fourth | 4 |
| Fifth | 4 |
| Sixth | 4 |
| Seventh | 1 |
| Ninth | 1 |
| Tenth | 2 |



COACH SULLY

Head Coach | 5th Season | Louisville '92

» COACH SULLIVAN BY RECORD

| | |
|--------------------------------|---------------|
| Overall coaching record | 175-97 (.643) |
| Games coached at Lenoir-Rhyne | 139 |
| Overall record at Lenoir-Rhyne | 68-71 (.489) |
| SAC record | 50-54 (.481) |
| Home | 37-26 (.587) |
| Road | 27-41 (.397) |
| Neutral | 4-4 (.500) |
| vs. Top 25 (since 2017) | 6-7 (.462) |
| NCAA Tournament appearances | 1 |

» MILESTONE WINS AT LR

| | |
|----|--------------------------------------|
| 1 | vs. Francis Marion, 11/12/16 (75-52) |
| 10 | vs. Coker (2/8/17 (96-67) |
| 20 | vs. Mars Hill, 2/10/18 (79-64) |
| 30 | at Belmont Abbey, (12/19/18) (80-77) |
| 40 | vs. Lincoln Memorial, 3/2/19 (85-83) |
| 50 | at UVA Wise, 1/15/2020 (81-64) |
| 60 | at UVA Wise, 1/13/21 (98-63) |

» COACH SULLIVAN BY THE NUMBERS

- 6** Wins over nationally ranked teams over the past two plus years
- 7** Earned the seventh NCAA Tournament bid in program history
- 1583** Career points scored at Louisville (16th all-time in program history)
- 21** Wins in 2018-19 were the most in a single season since 2007-08
- 2005** Led team to 2019 SAC Tournament Championship, the first since 2005
- 17** Had the Bears ranked as high as 17th nationally
- 69.8** Field goal % by Bertranda Awana in 2019, breaking the team record
- 7** All-Conference selections during his LR head coaching tenure

» THE STAFF

| | |
|-----------------------|---------------------|
| Trey Johnson | |
| Title | Assistant Coach |
| Years at Lenoir-Rhyne | 1 |
| Alma Mater | Charleston Southern |

| | |
|-----------------------|-----------------|
| Riley McGillan | |
| Title | Assistant Coach |
| Years at Lenoir-Rhyne | 1 |
| Alma Mater | Clemson |

| | |
|-----------------------|-------------------------------|
| Trent Caldwell | |
| Title | Strength & Conditioning Coach |
| Years at Lenoir-Rhyne | 3 |
| Alma Mater | UNC Pembroke |

| | |
|------------------------|------------------|
| Michael Flicker | |
| Title | Athletic Trainer |
| Years at Lenoir-Rhyne | 21 |
| Alma Mater | Temple |

| | |
|-----------------------|-------------------------|
| Jeremy Zalacca | |
| Title | Athletic Communications |
| Years at Lenoir-Rhyne | 4 |
| Alma Mater | St. John Fisher |



0 DAMION MEDWINTER

R-SO. | F | 6'4" | 200
TRUMBULL, CONN. | BELIEVE PREP



» CAREER HIGHS

| | | | |
|----------|---|------------------|----------|
| Points | 5 | vs. Emmanuel | 11/12/21 |
| Rebounds | 3 | three times | |
| Assists | 2 | at UVA Wise | 1/13/21 |
| Steals | 1 | vs. Young Harris | 11/13/21 |
| FG Made | 1 | three times | |
| 3FG Made | 1 | three times | |
| FT Made | 2 | vs. Emmanuel | 11/12/21 |

» PRODUCTION TRACKER

| | 2021-22 | CAREER |
|-------------------------|---------|--------|
| Double-figure points | -- | 0 |
| Double-doubles | -- | 0 |
| 20-pt games | -- | 0 |
| 5+ rebounds | -- | 0 |
| 5+ assists | -- | 0 |
| Games with a made 3-ptr | 2 | 3 |

» 2021-22 GAME-BY-GAME

| Opponent | FG | PCT. | 3FG | PCT. | FT | PCT. | ORB | DRB | REB | PF | PTS | A | TO | BLK | STL | MIN |
|---------------------|------------------------|------|-----|-------|-----|-------|-----|-----|-----|----|-----|---|----|-----|-----|-----|
| vs. Emmanuel | 1-2 | .500 | 1-2 | .500 | 2-2 | 1.000 | 0 | 0 | 0 | 0 | 5 | 0 | 0 | 0 | 0 | 4 |
| vs. Young Harris | 1-3 | .333 | 1-1 | 1.000 | 0-0 | .000 | 0 | 3 | 3 | 0 | 3 | 0 | 0 | 0 | 1 | 10 |
| Wingate | 0-0 | .000 | 0-0 | .000 | 0-0 | .000 | 0 | 0 | 0 | 0 | 0 | 1 | 0 | 0 | 0 | 2 |
| Lees-McRae | dnp (coaches decision) | | | | | | | | | | | | | | | |
| at Coker | 0-1 | .000 | 0-1 | .000 | 0-0 | .000 | 0 | 3 | 3 | 0 | 0 | 1 | 0 | 0 | 0 | 11 |
| at Limestone | 0-1 | .000 | 0-1 | .000 | 1-2 | .500 | 1 | 2 | 3 | 0 | 1 | 0 | 0 | 0 | 0 | 16 |
| at Carson-Newman | 0-0 | .000 | 0-0 | .000 | 0-0 | .000 | 0 | 0 | 0 | 0 | 0 | 0 | 0 | 0 | 0 | 2 |
| at Catawba | dnp (injured) | | | | | | | | | | | | | | | |
| Anderson | dnp (injured) | | | | | | | | | | | | | | | |
| Tusculum | | | | | | | | | | | | | | | | |
| Newberry | | | | | | | | | | | | | | | | |
| Lincoln Memorial | | | | | | | | | | | | | | | | |
| at Queens | | | | | | | | | | | | | | | | |
| at Lincoln Memorial | | | | | | | | | | | | | | | | |
| UVA Wise | | | | | | | | | | | | | | | | |
| Carson-Newman | | | | | | | | | | | | | | | | |
| at Wingate | | | | | | | | | | | | | | | | |
| Coker | | | | | | | | | | | | | | | | |
| at Mars Hill | | | | | | | | | | | | | | | | |
| at Tusculum | | | | | | | | | | | | | | | | |
| Limestone | | | | | | | | | | | | | | | | |
| Catawba | | | | | | | | | | | | | | | | |
| at Anderson | | | | | | | | | | | | | | | | |
| at UVA Wise | | | | | | | | | | | | | | | | |
| Mars Hill | | | | | | | | | | | | | | | | |
| Queens | | | | | | | | | | | | | | | | |
| at Newberry | | | | | | | | | | | | | | | | |

» NOTES

- » Redshirted during the 2019-20 season.
- » Dual-sport athlete in basketball and track and field in high school
- » First Team All-League and State Champion at Notre Dame Fairfield HS
- » Made Lenoir-Rhyne debut in two minutes of action at Mars Hill on Dec. 16, 2020

» CAREER STATS

| Year | G | S | MIN | AVG | FG | FGA | PCT | 3FG | 3FGA | 3PCT | FT | FTA | PCT | O | D | TOT | AVG | PF | D | A | TO | BLK | STL | PTS | AVG |
|---------|----|---|-----|-----|----|-----|------|-----|------|------|----|-----|------|---|---|-----|-----|----|---|---|----|-----|-----|-----|-----|
| 2020-21 | 5 | 0 | 13 | 2.6 | 2 | 5 | .400 | 1 | 3 | .333 | 0 | 0 | .000 | 0 | 0 | 0 | 0.0 | 2 | 0 | 2 | 2 | 0 | 0 | 5 | 1.0 |
| 2021-22 | 5 | 1 | 43 | 8.6 | 2 | 7 | .286 | 2 | 5 | .400 | 3 | 4 | .750 | 1 | 8 | 9 | 1.8 | 0 | 0 | 2 | 0 | 0 | 1 | 9 | 1.8 |
| TOTAL | 10 | 1 | 56 | 5.6 | 4 | 12 | .334 | 3 | 8 | .375 | 3 | 4 | .750 | 1 | 8 | 9 | 0.9 | 2 | 0 | 4 | 2 | 0 | 1 | 14 | 1.4 |



1 MALIK LEGANIA

JR. | G | 6'5" | 180
NEW ORLEANS, LA. | COASTAL CAROLINA



» CAREER HIGHS

| | | | |
|----------|----|--------------|----------|
| Points | 12 | at Coker | 11/23/21 |
| Rebounds | 7 | vs. Anderson | 12/15/21 |
| Assists | 3 | vs. Anderson | 12/15/21 |
| Steals | 1 | twice | |
| FG Made | 6 | at Coker | 11/23/21 |
| 3FG Made | 1 | vs. Anderson | 12/15/21 |
| FT Made | 4 | vs. Anderson | 12/15/21 |

» PRODUCTION TRACKER

| | 2021-22 | LR CAREER |
|------------------------|---------|-----------|
| Double-figure points | 3 | 3 |
| Double-doubles | -- | 0 |
| 20-pt games | -- | 0 |
| 5+ rebounds | 1 | 1 |
| 5+ assists | -- | 0 |
| Games with a made 3-pt | -1 | 1 |

» 2021-22 GAME-BY-GAME

| Opponent | FG | PCT. | 3FG | PCT. | FT | PCT. | ORB | DRB | REB | PF | PTS | A | TO | BLK | STL | MIN |
|---------------------|---------------|-------|-----|------|-----|-------|-----|-----|-----|----|-----|---|----|-----|-----|-----|
| vs. Emmanuel | 0-1 | .000 | 0-1 | .000 | 0-0 | .000 | 0 | 1 | 1 | 1 | 0 | 0 | 0 | 0 | 0 | 13 |
| vs. Young Harris | 2-2 | 1.000 | 0-0 | .000 | 0-3 | .000 | 0 | 1 | 1 | 1 | 4 | 2 | 1 | 0 | 0 | 19 |
| Wingate | 3-8 | .375 | 0-2 | .000 | 0-0 | .000 | 0 | 2 | 2 | 1 | 6 | 0 | 0 | 0 | 1 | 14 |
| Lees-McRae | 3-5 | .600 | 0-0 | .000 | 1-1 | 1.000 | 0 | 0 | 0 | 0 | 7 | 0 | 0 | 0 | 0 | 16 |
| at Coker | 6-6 | 1.000 | 0-0 | .000 | 0-0 | .000 | 1 | 3 | 4 | 0 | 12 | 1 | 1 | 0 | 0 | 19 |
| at Limestone | dnp (injured) | | | | | | | | | | | | | | | |
| at Carson-Newman | 0-3 | .000 | 0-0 | .000 | 0-0 | .000 | 1 | 2 | 3 | 0 | 0 | 1 | 1 | 0 | 1 | 11 |
| at Catawba | 5-7 | .714 | 0-0 | .000 | 0-4 | .000 | 2 | 1 | 3 | 0 | 10 | 0 | 0 | 0 | 0 | 23 |
| Anderson | 3-6 | .500 | 1-2 | .500 | 4-4 | 1.000 | 2 | 5 | 7 | 0 | 11 | 3 | 0 | 0 | 1 | 23 |
| Tusculum | | | | | | | | | | | | | | | | |
| Newberry | | | | | | | | | | | | | | | | |
| Lincoln Memorial | | | | | | | | | | | | | | | | |
| at Queens | | | | | | | | | | | | | | | | |
| at Lincoln Memorial | | | | | | | | | | | | | | | | |
| UVA Wise | | | | | | | | | | | | | | | | |
| Carson-Newman | | | | | | | | | | | | | | | | |
| at Wingate | | | | | | | | | | | | | | | | |
| Coker | | | | | | | | | | | | | | | | |
| at Mars Hill | | | | | | | | | | | | | | | | |
| at Tusculum | | | | | | | | | | | | | | | | |
| Limestone | | | | | | | | | | | | | | | | |
| Catawba | | | | | | | | | | | | | | | | |
| at Anderson | | | | | | | | | | | | | | | | |
| at UVA Wise | | | | | | | | | | | | | | | | |
| Mars Hill | | | | | | | | | | | | | | | | |
| Queens | | | | | | | | | | | | | | | | |
| at Newberry | | | | | | | | | | | | | | | | |

» NOTES

- » Transferred to Lenoir-Rhyne after spending three seasons at Coastal Carolina.
- » Named All-District, All-Metro and All-State in high school at Landry High School.
- » Helped Landry to state championships during his freshman, sophomore and senior seasons.
- » Played in 50 career games with 13 career starts at Coastal. Shot 45.2 percent from the field and averaged 3.0 points per game and 1.5 rebounds.
- » Averaged 15.8 minutes as a sophomore in 2019-20 and shot 49 percent from the field.

PERFECTION

- » LeGania went a perfect 6-for-6 from the field in a 3-point win over Coker on Nov. 23.

» CAREER STATS

| Year | G | S | MIN | AVG | FG | FGA | PCT | 3FG | 3FGA | 3PCT | FT | FTA | PCT | O | D | TOT | AVG | PF | D | A | TO | BLK | STL | PTS | AVG |
|---------|---|---|-----|------|----|-----|------|-----|------|------|----|-----|------|---|----|-----|-----|----|---|---|----|-----|-----|-----|-----|
| 2021-22 | 8 | 0 | 138 | 17.3 | 22 | 38 | .579 | 1 | 5 | .200 | 5 | 12 | .417 | 6 | 15 | 21 | 2.6 | 3 | 0 | 7 | 3 | 0 | 3 | 50 | 6.3 |
| CAREER | 8 | 0 | 138 | 17.3 | 22 | 38 | .579 | 1 | 5 | .200 | 5 | 12 | .417 | 6 | 15 | 21 | 2.6 | 3 | 0 | 7 | 3 | 0 | 3 | 50 | 6.3 |



2 SALLE WILSON

SO. | F | 6'4" | 200
BATON ROUGE, LA. | DUNHAM SCHOOL



» CAREER HIGHS

| | | | |
|----------|----|--------------|----------|
| Points | 18 | at Catawba | 12/11/21 |
| Rebounds | 6 | at Catawba | 12/11/21 |
| Assists | 2 | twice | |
| Steals | 2 | twice | |
| FG Made | 8 | at Catawba | 12/11/21 |
| 3FG Made | 2 | at Catawba | 12/11/21 |
| FT Made | 5 | vs. Anderson | 12/15/21 |

» PRODUCTION TRACKER

| | 2021-22 | CAREER |
|-------------------------|---------|--------|
| Double-figure points | 4 | 4 |
| Double-doubles | -- | 0 |
| 20-pt games | -- | 0 |
| 5+ rebounds | 1 | 1 |
| 5+ assists | -- | 0 |
| Games with a made 3-ptr | 4 | 4 |

» 2021-22 GAME-BY-GAME

| Opponent | FG | PCT. | 3FG | PCT. | FT | PCT. | ORB | DRB | REB | PF | PTS | A | TO | BLK | STL | MIN |
|---------------------|------|-------|-----|------|-----|-------|-----|-----|-----|----|-----|---|----|-----|-----|-----|
| vs. Emmanuel | 1-1 | 1.000 | 0-0 | .000 | 0-0 | .000 | 0 | 1 | 1 | 1 | 2 | 0 | 3 | 0 | 1 | 9 |
| vs. Young Harris | 1-4 | .250 | 0-3 | .000 | 0-0 | .000 | 0 | 0 | 0 | 0 | 2 | 0 | 0 | 0 | 0 | 7 |
| Wingate | 1-2 | .500 | 0-1 | .000 | 1-1 | 1.000 | 0 | 0 | 0 | 0 | 3 | 0 | 0 | 0 | 0 | 4 |
| Lees-McRae | 5-11 | .455 | 1-3 | .333 | 0-0 | .000 | 0 | 0 | 0 | 3 | 11 | 0 | 0 | 2 | 2 | 22 |
| at Coker | 1-3 | .333 | 0-1 | .000 | 0-0 | .000 | 0 | 0 | 0 | 3 | 2 | 2 | 3 | 0 | 2 | 18 |
| at Limestone | 6-10 | .600 | 1-3 | .333 | 3-3 | 1.000 | 0 | 2 | 2 | 4 | 16 | 2 | 3 | 0 | 1 | 27 |
| at Carson-Newman | 1-3 | .333 | 0-1 | .000 | 0-0 | .000 | 0 | 3 | 3 | 3 | 2 | 1 | 0 | 0 | 0 | 21 |
| at Catawba | 8-16 | .500 | 2-4 | .500 | 0-1 | .000 | 2 | 4 | 6 | 3 | 18 | 1 | 1 | 0 | 1 | 37 |
| Anderson | 3-7 | .423 | 1-2 | .500 | 5-6 | .833 | 1 | 1 | 2 | 4 | 12 | 1 | 1 | 0 | 0 | 26 |
| Tusculum | | | | | | | | | | | | | | | | |
| Newberry | | | | | | | | | | | | | | | | |
| Lincoln Memorial | | | | | | | | | | | | | | | | |
| at Queens | | | | | | | | | | | | | | | | |
| at Lincoln Memorial | | | | | | | | | | | | | | | | |
| UVA Wise | | | | | | | | | | | | | | | | |
| Carson-Newman | | | | | | | | | | | | | | | | |
| at Wingate | | | | | | | | | | | | | | | | |
| Coker | | | | | | | | | | | | | | | | |
| at Mars Hill | | | | | | | | | | | | | | | | |
| at Tusculum | | | | | | | | | | | | | | | | |
| Limestone | | | | | | | | | | | | | | | | |
| Catawba | | | | | | | | | | | | | | | | |
| at Anderson | | | | | | | | | | | | | | | | |
| at UVA Wise | | | | | | | | | | | | | | | | |
| Mars Hill | | | | | | | | | | | | | | | | |
| Queens | | | | | | | | | | | | | | | | |
| at Newberry | | | | | | | | | | | | | | | | |

» NOTES

» Wilson enters his sophomore season for Lenoir-Rhyne out of Baton Rouge, La.

BREAKOUT

- » Wilson set a career-high with 11 points in 22 minutes off the bench against Lees-McRae on Nov. 17
- » A week later, Wilson broke that career-high with a 16-point effort against Limestone.
- » Not to be outdone, Wilson poured in 18 points against Catawba in an overtime loss to set a new career-high.

» CAREER STATS

| Year | G | S | MIN | AVG | FG | FGA | PCT | 3FG | 3FGA | 3PCT | FT | FTA | PCT | O | D | TOT | AVG | PF | D | A | TO | BLK | STL | PTS | AVG |
|---------|----|---|-----|------|----|-----|------|-----|------|------|----|-----|------|---|----|-----|-----|----|---|---|----|-----|-----|-----|-----|
| 2020-21 | 4 | 0 | 16 | 4.0 | 2 | 3 | .667 | 0 | 0 | .000 | 0 | 0 | - | 2 | 2 | 4 | 1.0 | 2 | 0 | 0 | 0 | 0 | 0 | 4 | 1.0 |
| 2021-22 | 9 | 5 | 171 | 19.0 | 27 | 57 | .474 | 5 | 18 | .278 | 9 | 11 | .818 | 3 | 11 | 14 | 1.6 | 21 | 0 | 7 | 11 | 2 | 7 | 68 | 7.6 |
| TOTAL | 13 | 5 | 187 | 14.4 | 29 | 60 | .483 | 5 | 18 | .278 | 9 | 11 | .818 | 5 | 13 | 18 | 1.4 | 23 | 0 | 7 | 11 | 2 | 7 | 72 | 5.5 |



3 MARCUS METCALF

R-SO. | G | 6'0" | 185
GOLDSBORO, N.C. | WAYNE COUNTRY DAY HS



» CAREER HIGHS

| | | | |
|----------|---|-----------|--------|
| Points | 3 | at Queens | 1/2/21 |
| Rebounds | | | |
| Assists | 1 | at Queens | 3/4/21 |
| Steals | | | |
| FG Made | 1 | at Queens | 1/2/21 |
| 3FG Made | 1 | at Queens | 1/2/21 |
| FT Made | | | |

» PRODUCTION TRACKER

| | 2021-22 | CAREER |
|-------------------------|---------|--------|
| Double-figure points | -- | 0 |
| Double-doubles | -- | 0 |
| 20-pt games | -- | 0 |
| 5+ rebounds | -- | 0 |
| 5+ assists | -- | 0 |
| Games with a made 3-ptr | -- | 1 |

» 2021-22 GAME-BY-GAME

| Opponent | FG | PCT. | 3FG | PCT. | FT | PCT. | ORB | DRB | REB | PF | PTS | A | TO | BLK | STL | MIN |
|---------------------|-----|--------------------|-----|------|-----|------|-----|-----|-----|----|-----|---|----|-----|-----|-----|
| vs. Emmanuel | dnp | (coaches decision) | | | | | | | | | | | | | | |
| vs. Young Harris | 0-0 | .000 | 0-0 | .000 | 0-0 | .000 | 0 | 0 | 0 | 0 | 0 | 0 | 0 | 0 | 0 | 3 |
| Wingate | dnp | (coaches decision) | | | | | | | | | | | | | | |
| Lees-McRae | dnp | (coaches decision) | | | | | | | | | | | | | | |
| at Coker | dnp | (coaches decision) | | | | | | | | | | | | | | |
| at Limestone | dnp | (coaches decision) | | | | | | | | | | | | | | |
| at Carson-Newman | dnp | (coaches decision) | | | | | | | | | | | | | | |
| at Catawba | dnp | (coaches decision) | | | | | | | | | | | | | | |
| Anderson | dnp | (coaches decision) | | | | | | | | | | | | | | |
| Tusculum | | | | | | | | | | | | | | | | |
| Newberry | | | | | | | | | | | | | | | | |
| Lincoln Memorial | | | | | | | | | | | | | | | | |
| at Queens | | | | | | | | | | | | | | | | |
| at Lincoln Memorial | | | | | | | | | | | | | | | | |
| UVA Wise | | | | | | | | | | | | | | | | |
| Carson-Newman | | | | | | | | | | | | | | | | |
| at Wingate | | | | | | | | | | | | | | | | |
| Coker | | | | | | | | | | | | | | | | |
| at Mars Hill | | | | | | | | | | | | | | | | |
| at Tusculum | | | | | | | | | | | | | | | | |
| Limestone | | | | | | | | | | | | | | | | |
| Catawba | | | | | | | | | | | | | | | | |
| at Anderson | | | | | | | | | | | | | | | | |
| at UVA Wise | | | | | | | | | | | | | | | | |
| Mars Hill | | | | | | | | | | | | | | | | |
| Queens | | | | | | | | | | | | | | | | |
| at Newberry | | | | | | | | | | | | | | | | |

» NOTES

- » Redshirted as a freshman at Lenoir-Rhyne in 2019-20
- » Played in three games for the Bears last season and scored three points.

» CAREER STATS

| Year | G | S | MIN | AVG | FG | FGA | PCT | 3FG | 3FGA | 3PCT | FT | FTA | PCT | O | D | TOT | AVG | PF | D | A | TO | BLK | STL | PTS | AVG |
|---------|---|---|-----|-----|----|-----|-------|-----|------|-------|----|-----|------|---|---|-----|-----|----|---|---|----|-----|-----|-----|-----|
| 2020-21 | 3 | 0 | 7 | 2.3 | 1 | 1 | 1.000 | 1 | 1 | 1.000 | 0 | 0 | .000 | 0 | 2 | 2 | 0.7 | 0 | 0 | 1 | 0 | 0 | 0 | 3 | 1.0 |
| 2021-22 | 1 | 0 | 3 | 3.0 | 0 | 0 | 0 | 0 | 0 | 0 | 0 | 0 | 0 | 0 | 0 | 0 | 0 | 0 | 0 | 0 | 0 | 0 | 0 | 0 | 0.0 |
| TOTAL | 4 | 0 | 10 | 2.5 | 1 | 1 | 1.000 | 1 | 1 | 1.000 | 0 | 0 | .000 | 0 | 2 | 2 | 0.5 | 0 | 0 | 1 | 0 | 0 | 0 | 3 | 0.7 |



4 PJ JOSEPH

R-FR. | F | 6'8" | 225
BROOKLYN, N.Y. | OAKLAND UNIVERSITY



» CAREER HIGHS

| | | | |
|----------|----|----------------|----------|
| Points | 11 | vs. Lees-McRae | 11/20/21 |
| Rebounds | 6 | vs. Lees-McRae | 11/20/21 |
| Assists | 2 | vs. Lees-McRae | 11/20/21 |
| Steals | 1 | twice | |
| FG Made | 4 | vs. Lees-McRae | 11/20/21 |
| 3FG Made | 1 | three times | |
| FT Made | 2 | vs. Lees-McRae | 11/20/21 |

» PRODUCTION TRACKER

| | 2021-22 | CAREER |
|-------------------------|---------|--------|
| Double-figure points | 1 | 1 |
| Double-doubles | -- | 0 |
| 20-pt games | -- | 0 |
| 5+ rebounds | 1 | 1 |
| 5+ assists | -- | 0 |
| Games with a made 3-ptr | 3 | 3 |

» 2021-22 GAME-BY-GAME

| Opponent | FG | PCT. | 3FG | PCT. | FT | PCT. | ORB | DRB | REB | PF | PTS | A | TO | BLK | STL | MIN |
|---------------------|------------------------|-------|-----|-------|-----|-------|-----|-----|-----|----|-----|---|----|-----|-----|-----|
| vs. Emmanuel | 2-4 | .500 | 0-1 | .000 | 0-2 | .000 | 1 | 2 | 3 | 1 | 4 | 1 | 1 | 0 | 0 | 8 |
| vs. Young Harris | dnp (coaches decision) | | | | | | | | | | | | | | | |
| Wingate | 1-1 | 1.000 | 1-1 | 1.000 | 1-2 | .500 | 0 | 0 | 0 | 1 | 4 | 0 | 0 | 0 | 1 | 4 |
| Lees-McRae | 4-9 | .444 | 1-2 | .500 | 2-2 | 1.000 | 2 | 4 | 6 | 2 | 11 | 2 | 0 | 1 | 1 | 18 |
| at Coker | 0-0 | .000 | 0-0 | .000 | 0-0 | .000 | 0 | 0 | 0 | 0 | 0 | 0 | 0 | 0 | 0 | 3 |
| at Limestone | 0-5 | .000 | 0-1 | .000 | 0-2 | .000 | 2 | 0 | 2 | 2 | 0 | 0 | 2 | 0 | 0 | 12 |
| at Carson-Newman | 3-4 | .750 | 1-2 | .500 | 0-0 | .000 | 0 | 2 | 2 | 2 | 7 | 1 | 0 | 0 | 0 | 10 |
| at Catawba | 0-1 | .000 | 0-0 | .000 | 1-2 | .500 | 0 | 1 | 1 | 0 | 1 | 1 | 0 | 0 | 0 | 6 |
| Anderson | 0-1 | .000 | 0-0 | .000 | 1-2 | .500 | 0 | 0 | 0 | 1 | 1 | 0 | 1 | 0 | 0 | 8 |
| Tusculum | | | | | | | | | | | | | | | | |
| Newberry | | | | | | | | | | | | | | | | |
| Lincoln Memorial | | | | | | | | | | | | | | | | |
| at Queens | | | | | | | | | | | | | | | | |
| at Lincoln Memorial | | | | | | | | | | | | | | | | |
| UVA Wise | | | | | | | | | | | | | | | | |
| Carson-Newman | | | | | | | | | | | | | | | | |
| at Wingate | | | | | | | | | | | | | | | | |
| Coker | | | | | | | | | | | | | | | | |
| at Mars Hill | | | | | | | | | | | | | | | | |
| at Tusculum | | | | | | | | | | | | | | | | |
| Limestone | | | | | | | | | | | | | | | | |
| Catawba | | | | | | | | | | | | | | | | |
| at Anderson | | | | | | | | | | | | | | | | |
| at UVA Wise | | | | | | | | | | | | | | | | |
| Mars Hill | | | | | | | | | | | | | | | | |
| Queens | | | | | | | | | | | | | | | | |
| at Newberry | | | | | | | | | | | | | | | | |

» NOTES

» Played in 13 games off the bench for Oakland University in 2020-21, averaging 0.5 points, 1.3 rebounds and 0.2 blocks in 6.2 minutes.

» CAREER STATS

| Year | G | S | MIN | AVG | FG | FGA | PCT | 3FG | 3FGA | 3PCT | FT | FTA | PCT | O | D | TOT | AVG | PF | D | A | TO | BLK | STL | PTS | AVG |
|---------|---|---|-----|-----|----|-----|------|-----|------|------|----|-----|------|---|---|-----|-----|----|---|---|----|-----|-----|-----|-----|
| 2021-22 | 8 | 0 | 69 | 8.6 | 10 | 25 | .400 | 3 | 7 | .429 | 5 | 12 | .417 | 5 | 9 | 14 | 1.8 | 9 | 0 | 5 | 4 | 1 | 2 | 28 | 3.5 |
| TOTAL | 8 | 0 | 69 | 8.6 | 10 | 25 | .400 | 3 | 7 | .429 | 5 | 12 | .417 | 5 | 9 | 14 | 1.8 | 9 | 0 | 5 | 4 | 1 | 2 | 28 | 3.5 |



5 JALEN JOHNSON

R-SO. | G | 5'11" | 185
DURHAM, N.C. | NORTHERN DURHAM HS



» CAREER HIGHS

| | | | |
|----------|----|------------------|----------|
| Points | 34 | vs Young Harris | 11/13/21 |
| Rebounds | 7 | vs. Emmanuel | 11/12/21 |
| Assists | 7 | at Catawba | 12/11/21 |
| Steals | 4 | vs. Young Harris | 11/13/21 |
| FG Made | 12 | vs. Young Harris | 11/13/21 |
| 3FG Made | 8 | vs. Young Harris | 11/13/21 |
| FT Made | 4 | twice | |

» PRODUCTION TRACKER

| | 2021-22 | CAREER |
|------------------------|---------|--------|
| Double-figure points | 7 | 7 |
| Double-doubles | -- | 0 |
| 20-pt games | 1 | 1 |
| 5+ rebounds | 3 | 3 |
| 5+ assists | 4 | 5 |
| Games with a made 3-pt | 8 | 11 |

» 2020-21 GAME-BY-GAME

| Opponent | FG | PCT. | 3FG | PCT. | FT | PCT. | ORB | DRB | REB | PF | PTS | A | TO | BLK | STL | MIN |
|---------------------|-------|------|------|------|-----|-------|-----|-----|-----|----|-----|---|----|-----|-----|-----|
| vs. Emmanuel | 3-9 | .333 | 1-3 | .333 | 4-4 | 1.000 | 2 | 5 | 7 | 0 | 11 | 5 | 0 | 0 | 3 | 29 |
| vs. Young Harris | 12-20 | .600 | 8-14 | .571 | 2-2 | 1.000 | 0 | 3 | 3 | 2 | 34 | 4 | 3 | 0 | 4 | 31 |
| Wingate | 5-11 | .450 | 1-6 | .167 | 5-6 | .833 | 0 | 2 | 2 | 1 | 16 | 4 | 4 | 1 | 2 | 30 |
| Lees-McRae | 6-12 | .500 | 3-5 | .600 | 2-2 | 1.000 | 1 | 2 | 3 | 2 | 17 | 5 | 0 | 0 | 3 | 36 |
| at Coker | 3-9 | .333 | 3-7 | .429 | 2-2 | 1.000 | 0 | 2 | 2 | 1 | 11 | 6 | 2 | 0 | 3 | 30 |
| at Limestone | 0-3 | .000 | 0-1 | .000 | 0-0 | .000 | 0 | 0 | 0 | 0 | 0 | 3 | 0 | 0 | 0 | 12 |
| at Carson-Newman | 3-7 | .429 | 1-3 | .333 | 1-2 | .500 | 0 | 2 | 2 | 1 | 8 | 4 | 1 | 0 | 0 | 29 |
| at Catawba | 6-13 | .462 | 3-8 | .375 | 2-3 | .667 | 1 | 4 | 5 | 4 | 17 | 7 | 1 | 0 | 1 | 36 |
| Anderson | 5-12 | .417 | 3-4 | .750 | 4-4 | 1.000 | 0 | 3 | 3 | 3 | 17 | 3 | 2 | 0 | 2 | 31 |
| Tusculum | | | | | | | | | | | | | | | | |
| Newberry | | | | | | | | | | | | | | | | |
| Lincoln Memorial | | | | | | | | | | | | | | | | |
| at Queens | | | | | | | | | | | | | | | | |
| at Lincoln Memorial | | | | | | | | | | | | | | | | |
| UVA Wise | | | | | | | | | | | | | | | | |
| Carson-Newman | | | | | | | | | | | | | | | | |
| at Wingate | | | | | | | | | | | | | | | | |
| Coker | | | | | | | | | | | | | | | | |
| at Mars Hill | | | | | | | | | | | | | | | | |
| at Tusculum | | | | | | | | | | | | | | | | |
| Limestone | | | | | | | | | | | | | | | | |
| Catawba | | | | | | | | | | | | | | | | |
| at Anderson | | | | | | | | | | | | | | | | |
| at UVA Wise | | | | | | | | | | | | | | | | |
| Mars Hill | | | | | | | | | | | | | | | | |
| Queens | | | | | | | | | | | | | | | | |
| at Newberry | | | | | | | | | | | | | | | | |

» NOTES

- » Played at Lenoir-Rhyne as a freshman in 2018-19 before transferring to Brunswick Community College for the 2019-20 and 2020-21 seasons.
- » Johnson is one of two players on the roster to see playing time against Tennessee in 2018. Played 20 minutes against the Vols and had three points and two rebounds.

WELCOME BACK

- » In his second game back in an LR jersey, Johnson went off for 34 points on 12-of-20 shooting and went 8-of-14 from deep. Johnson hit seven of his first eight three point attempts against Young Harris on Nov. 13.

» CAREER STATS

| Year | G | S | MIN | AVG | FG | FGA | PCT | 3FG | 3FGA | 3PCT | FT | FTA | PCT | O | D | TOT | AVG | PF | D | A | TO | BLK | STL | PTS | AVG |
|---------|----|---|-----|------|----|-----|------|-----|------|------|----|-----|------|---|----|-----|-----|----|---|----|----|-----|-----|-----|------|
| 2018-19 | 13 | 0 | 80 | 6.2 | 6 | 21 | .286 | 3 | 12 | .250 | 4 | 9 | .444 | 2 | 10 | 12 | 0.9 | 14 | 0 | 15 | 13 | 1 | 2 | 19 | 1.5 |
| 2021-22 | 9 | 7 | 264 | 29.3 | 43 | 96 | .448 | 23 | 51 | .451 | 22 | 25 | .880 | 4 | 23 | 27 | 3.0 | 14 | 0 | 41 | 13 | 1 | 18 | 131 | 14.6 |
| TOTAL | 22 | 7 | 344 | 15.6 | 49 | 117 | .419 | 26 | 63 | .413 | 26 | 34 | .765 | 6 | 33 | 39 | 1.8 | 28 | 0 | 56 | 26 | 2 | 20 | 150 | 6.8 |



10 PERCY FYLE

SO. | C | 6'8" | 200
CHARLOTTE, N.C. | MALLARD CREEK HS



» CAREER HIGHS

| | |
|----------|-----------------------|
| Points | |
| Rebounds | 1 at UVA Wise 1/13/21 |
| Assists | |
| Steals | |
| FG Made | |
| 3FG Made | |
| FT Made | |

» PRODUCTION TRACKER

| | 2021-22 | CAREER |
|-------------------------|---------|--------|
| Double-figure points | -- | 0 |
| Double-doubles | -- | 0 |
| 20-pt games | -- | 0 |
| 5+ rebounds | -- | 0 |
| 5+ assists | -- | 0 |
| Games with a made 3-ptr | -- | 0 |

» 2021-22 GAME-BY-GAME

| Opponent | FG | PCT. | 3FG | PCT. | FT | PCT. | ORB | DRB | REB | PF | PTS | A | TO | BLK | STL | MIN |
|---------------------|-----|--------------------|-----|------|----|------|-----|-----|-----|----|-----|---|----|-----|-----|-----|
| vs. Emmanuel | dnp | (coaches decision) | | | | | | | | | | | | | | |
| vs. Young Harris | dnp | (coaches decision) | | | | | | | | | | | | | | |
| Wingate | dnp | (coaches decision) | | | | | | | | | | | | | | |
| Lees-McRae | dnp | (coaches decision) | | | | | | | | | | | | | | |
| at Coker | dnp | (coaches decision) | | | | | | | | | | | | | | |
| at Limestone | dnp | (coaches decision) | | | | | | | | | | | | | | |
| at Carson-Newman | dnp | (coaches decision) | | | | | | | | | | | | | | |
| at Catawba | dnp | (coaches decision) | | | | | | | | | | | | | | |
| Anderson | dnp | (coaches decision) | | | | | | | | | | | | | | |
| Tusculum | | | | | | | | | | | | | | | | |
| Newberry | | | | | | | | | | | | | | | | |
| Lincoln Memorial | | | | | | | | | | | | | | | | |
| at Queens | | | | | | | | | | | | | | | | |
| at Lincoln Memorial | | | | | | | | | | | | | | | | |
| UVA Wise | | | | | | | | | | | | | | | | |
| Carson-Newman | | | | | | | | | | | | | | | | |
| at Wingate | | | | | | | | | | | | | | | | |
| Coker | | | | | | | | | | | | | | | | |
| at Mars Hill | | | | | | | | | | | | | | | | |
| at Tusculum | | | | | | | | | | | | | | | | |
| Limestone | | | | | | | | | | | | | | | | |
| Catawba | | | | | | | | | | | | | | | | |
| at Anderson | | | | | | | | | | | | | | | | |
| at UVA Wise | | | | | | | | | | | | | | | | |
| Mars Hill | | | | | | | | | | | | | | | | |
| Queens | | | | | | | | | | | | | | | | |
| at Newberry | | | | | | | | | | | | | | | | |

» NOTES

» Played in three games as a freshman.

» CAREER STATS

| Year | G | S | MIN | AVG | FG | FGA | PCT | 3FG | 3FGA | 3PCT | FT | FTA | PCT | O | D | TOT | AVG | PF | D | A | TO | BLK | STL | PTS | AVG |
|---------|---|---|-----|-----|----|-----|------|-----|------|------|----|-----|------|---|---|-----|-----|----|---|---|----|-----|-----|-----|-----|
| 2020-21 | 3 | - | 3 | 1.0 | 0 | 1 | .000 | - | - | - | 0 | 1 | .000 | 1 | 1 | 2 | 0.7 | - | - | - | - | - | - | - | - |
| 2021-22 | - | - | - | - | - | - | - | - | - | - | - | - | - | - | - | - | - | - | - | - | - | - | - | - | - |
| TOTAL | 3 | - | 3 | 1.0 | 0 | 1 | .000 | - | - | - | 0 | 1 | .000 | 1 | 1 | 2 | 0.7 | - | - | - | - | - | - | - | - |



11 TIM STEELE

SO. | F | 6'5" | 250
CONWAY, S.C. | CONWAY HS



» CAREER HIGHS

| | | | |
|----------|----|--------------|----------|
| Points | 14 | at UVA Wise | 1/13/21 |
| Rebounds | 5 | twice | |
| Assists | 2 | four times | |
| Steals | 4 | at Mars Hill | 12/16/20 |
| FG Made | 6 | at UVA Wise | 1/13/21 |
| 3FG Made | 2 | at UVA Wise | 1/13/21 |
| FT Made | 4 | at Mars Hill | 12/16/21 |

» PRODUCTION TRACKER

| | 2021-22 | CAREER |
|-------------------------|---------|--------|
| Double-figure points | 1 | 2 |
| Double-doubles | 0 | 0 |
| 20-pt games | 0 | 0 |
| 5+ rebounds | 1 | 3 |
| 5+ assists | 0 | 0 |
| Games with a made 3-ptr | 4 | 10 |

» 2021-22 GAME-BY-GAME

| Opponent | FG | PCT. | 3FG | PCT. | FT | PCT. | ORB | DRB | REB | PF | PTS | A | TO | BLK | STL | MIN |
|---------------------|-----|------|-----|------|-----|------|-----|-----|-----|----|-----|---|----|-----|-----|-----|
| vs. Emmanuel | 5-7 | .714 | 2-3 | .667 | 1-2 | .500 | 1 | 1 | 2 | 0 | 13 | 2 | 3 | 0 | 2 | 22 |
| vs. Young Harris | 3-7 | .429 | 1-2 | .500 | 0-0 | .000 | 0 | 5 | 5 | 1 | 7 | 1 | 0 | 1 | 0 | 22 |
| Wingate | 0-2 | .000 | 0-1 | .000 | 0-0 | .000 | 0 | 3 | 3 | 2 | 0 | 0 | 1 | 0 | 1 | 20 |
| Lees-McRae | 0-6 | .000 | 0-2 | .000 | 1-2 | .500 | 1 | 2 | 3 | 0 | 1 | 2 | 1 | 0 | 0 | 12 |
| at Coker | 0-3 | .000 | 0-2 | .000 | 0-0 | .000 | 1 | 0 | 1 | 2 | 0 | 2 | 0 | 0 | 0 | 10 |
| at Limestone | 2-3 | .667 | 1-2 | .500 | 0-0 | .000 | 1 | 2 | 3 | 1 | 5 | 0 | 1 | 0 | 0 | 17 |
| at Carson-Newman | 0-4 | .000 | 0-1 | .000 | 0-0 | .000 | 1 | 3 | 4 | 3 | 0 | 2 | 1 | 1 | 1 | 21 |
| at Catawba | 0-3 | .000 | 0-3 | .000 | 0-0 | .000 | 0 | 3 | 3 | 0 | 0 | 0 | 0 | 0 | 0 | 4 |
| Anderson | 2-6 | .333 | 1-3 | .333 | 0-0 | .000 | 0 | 1 | 1 | 0 | 5 | 0 | 1 | 0 | 0 | 17 |
| Tusculum | | | | | | | | | | | | | | | | |
| Newberry | | | | | | | | | | | | | | | | |
| Lincoln Memorial | | | | | | | | | | | | | | | | |
| at Queens | | | | | | | | | | | | | | | | |
| at Lincoln Memorial | | | | | | | | | | | | | | | | |
| UVA Wise | | | | | | | | | | | | | | | | |
| Carson-Newman | | | | | | | | | | | | | | | | |
| at Wingate | | | | | | | | | | | | | | | | |
| Coker | | | | | | | | | | | | | | | | |
| at Mars Hill | | | | | | | | | | | | | | | | |
| at Tusculum | | | | | | | | | | | | | | | | |
| Limestone | | | | | | | | | | | | | | | | |
| Catawba | | | | | | | | | | | | | | | | |
| at Anderson | | | | | | | | | | | | | | | | |
| at UVA Wise | | | | | | | | | | | | | | | | |
| Mars Hill | | | | | | | | | | | | | | | | |
| Queens | | | | | | | | | | | | | | | | |
| at Newberry | | | | | | | | | | | | | | | | |

» NOTES

- » Entering his sophomore season at Lenoir-Rhyne.
- » Helped the Bears to a 69-65 win at Mars Hill on December 16 by coming off the bench to score six points in 20 minutes and added four steals and five boards.

UPSET SPECIAL

- » Steele played 16 huge minutes in LR's 89-83 upset victory over #2 Lincoln Memorial on Jan. 9. The freshman had six points and two boards and hit a huge 3-pointer with LR leading by just two points late in the contest to help seal the win.

MAN OF STEELE

- » The freshman went off for a career-high 14 points in the Bears blowout win over UVA Wise. The Conway native missed just two shots and also set career-highs in FG made, 3-PT FGM and assists.

» CAREER STATS

| Year | G | S | MIN | AVG | FG | FGA | PCT | 3FG | 3FGA | 3PCT | FT | FTA | PCT | O | D | TOT | AVG | PF | D | A | TO | BLK | STL | PTS | AVG |
|---------|----|---|-----|------|----|-----|------|-----|------|------|----|-----|------|----|----|-----|-----|----|---|----|----|-----|-----|-----|-----|
| 2020-21 | 16 | 1 | 219 | 13.7 | 23 | 53 | .434 | 8 | 30 | .267 | 8 | 16 | .500 | 5 | 29 | 34 | 2.1 | 39 | 2 | 17 | 17 | 3 | 9 | 62 | 3.9 |
| 2021-22 | 9 | 5 | 145 | 16.1 | 12 | 41 | .293 | 5 | 19 | .263 | 2 | 4 | .500 | 5 | 20 | 25 | 2.8 | 9 | 0 | 9 | 8 | 2 | 4 | 31 | 3.4 |
| TOTAL | 25 | 6 | 362 | 14.3 | 35 | 94 | .372 | 13 | 48 | .271 | 10 | 20 | .500 | 10 | 48 | 58 | 2.3 | 48 | 2 | 26 | 25 | 5 | 13 | 93 | 3.7 |



12 TYSON MCCLAIN

R-SR. | G | 5'11" | 170
SPARTANBURG, S.C. | DORMAN HS



» CAREER HIGHS

| | | |
|----------|----|-------------------------|
| Points | 17 | twice |
| Rebounds | 7 | twice |
| Assists | 5 | three times |
| Steals | 4 | vs. Wingate 1/1/20 |
| FG Made | 6 | at Clayton St. 11/20/19 |
| 3FG Made | 4 | vs. Queens 1/25/20 |
| FT Made | 6 | at Queens 3/4/20 |

» PRODUCTION TRACKER

| | 2021-22 | CAREER |
|-------------------------|---------|--------|
| Double-figure points | 1 | 16 |
| Double-doubles | 0 | 0 |
| 20-pt games | 0 | 0 |
| 5+ rebounds | 2 | 11 |
| 5+ assists | 0 | 3 |
| Games with a made 3-ptr | 3 | 35 |

» 2021-22 GAME-BY-GAME

| Opponent | FG | PCT. | 3FG | PCT. | FT | PCT. | ORB | DRB | REB | PF | PTS | A | TO | BLK | STL | MIN |
|---------------------|-----|------|-----|------|-----|------|-----|-----|-----|----|-----|---|----|-----|-----|-----|
| vs. Emmanuel | 0-1 | .000 | 0-1 | .000 | 1-2 | .500 | 0 | 2 | 2 | 1 | 1 | 0 | 3 | 0 | 0 | 16 |
| vs. Young Harris | 2-7 | .286 | 1-5 | .200 | 0-0 | .000 | 3 | 2 | 5 | 1 | 5 | 3 | 2 | 0 | 0 | 24 |
| Wingate | 4-6 | .667 | 2-4 | .500 | 0-0 | .000 | 0 | 2 | 2 | 3 | 10 | 2 | 2 | 0 | 0 | 22 |
| Lees-McRae | 1-3 | .333 | 0-2 | .000 | 0-0 | .000 | 0 | 0 | 0 | 3 | 2 | 0 | 2 | 0 | 1 | 15 |
| at Coker | 1-3 | .333 | 1-3 | .333 | 0-0 | .000 | 0 | 3 | 3 | 1 | 3 | 0 | 1 | 0 | 0 | 15 |
| at Limestone | 1-6 | .167 | 0-3 | .000 | 0-0 | .000 | 0 | 6 | 6 | 0 | 2 | 1 | 1 | 0 | 1 | 25 |
| at Carson-Newman | 0-5 | .000 | 0-3 | .000 | 0-0 | .000 | 0 | 1 | 1 | 1 | 0 | 1 | 0 | 0 | 0 | 18 |
| at Catawba | 0-3 | .000 | 0-1 | .000 | 0-0 | .000 | 1 | 0 | 1 | 1 | 0 | 1 | 0 | 0 | 0 | 17 |
| Anderson | 0-2 | .000 | 0-0 | .000 | 0-0 | .000 | 1 | 2 | 3 | 1 | 0 | 1 | 1 | 1 | 1 | 10 |
| Tusculum | | | | | | | | | | | | | | | | |
| Newberry | | | | | | | | | | | | | | | | |
| Lincoln Memorial | | | | | | | | | | | | | | | | |
| at Queens | | | | | | | | | | | | | | | | |
| at Lincoln Memorial | | | | | | | | | | | | | | | | |
| UVA Wise | | | | | | | | | | | | | | | | |
| Carson-Newman | | | | | | | | | | | | | | | | |
| at Wingate | | | | | | | | | | | | | | | | |
| Coker | | | | | | | | | | | | | | | | |
| at Mars Hill | | | | | | | | | | | | | | | | |
| at Tusculum | | | | | | | | | | | | | | | | |
| Limestone | | | | | | | | | | | | | | | | |
| Catawba | | | | | | | | | | | | | | | | |
| at Anderson | | | | | | | | | | | | | | | | |
| at UVA Wise | | | | | | | | | | | | | | | | |
| Mars Hill | | | | | | | | | | | | | | | | |
| Queens | | | | | | | | | | | | | | | | |
| at Newberry | | | | | | | | | | | | | | | | |

» NOTES

- » Dynamic threat enters his redshirt senior season with the Bears.
- » Finished fourth on the team with 51 made 3-pointers in 2019-20.

TYS-ON POINT

- » Finished 12th in the South Atlantic Conference in 3-point percentage in 2019-20 at 41.1. McClain made at least one three in all but two games.

START OFF 2021 RIGHT

- » McClain shot 45.5 percent from three over nine games in January and averaged 10.2 points per game in that span while shooting 48.4 percent from the field. During that month, McClain had seven straight games where he made multiple three pointers.

» CAREER STATS

| Year | G | S | MIN | AVG | FG | FGA | PCT | 3FG | 3FGA | 3PCT | FT | FTA | PCT | O | D | TOT | AVG | PF | D | A | TO | BLK | STL | PTS | AVG |
|---------|----|---|------|------|-----|-----|------|-----|------|------|----|-----|------|----|-----|-----|-----|----|---|----|----|-----|-----|-----|-----|
| 2018-19 | 7 | 0 | 26 | 3.7 | 2 | 13 | .154 | 1 | 9 | .111 | 0 | 1 | .000 | 3 | 0 | 3 | 0.4 | 2 | 0 | 2 | 3 | 0 | 2 | 5 | 0.7 |
| 2019-20 | 28 | 5 | 621 | 22.2 | 83 | 187 | .444 | 51 | 124 | .411 | 28 | 35 | .800 | 35 | 59 | 94 | 3.4 | 65 | 1 | 48 | 34 | 6 | 25 | 245 | 8.8 |
| 2020-21 | 15 | 1 | 233 | 15.5 | 24 | 63 | .381 | 12 | 34 | .353 | 6 | 10 | .500 | 7 | 30 | 37 | 2.5 | 18 | 0 | 13 | 7 | 3 | 3 | 66 | 4.4 |
| 2021-22 | 9 | 1 | 162 | 18.0 | 9 | 36 | .250 | 4 | 22 | .182 | 1 | 2 | .500 | 5 | 18 | 23 | 2.6 | 12 | 0 | 9 | 12 | 1 | 2 | 23 | 2.6 |
| TOTAL | 59 | 7 | 1043 | 17.7 | 118 | 299 | .395 | 68 | 189 | .360 | 35 | 48 | .729 | 50 | 107 | 157 | 2.7 | 97 | 1 | 72 | 56 | 10 | 33 | 339 | 5.7 |



13 ELIJAH SHABAZZ

JR. | F | 6'5" | 215
RALEIGH, N.C. | WAKEFIELD HS



» CAREER HIGHS

| | | | |
|----------|---|------------------|----------|
| Points | 6 | vs. Young Harris | 11/13/21 |
| Rebounds | 4 | three times | |
| Assists | 2 | vs. Lees-McRae | 11/20/21 |
| Steals | 1 | twice | |
| FG Made | 3 | vs. Young Harris | 11/13/21 |
| 3FG Made | | | |
| FT Made | 1 | four times | |

» PRODUCTION TRACKER

| | 2021-22 | CAREER |
|-------------------------|---------|--------|
| Double-figure points | -- | 0 |
| Double-doubles | -- | 0 |
| 20-pt games | -- | 0 |
| 5+ rebounds | -- | 0 |
| 5+ assists | -- | 0 |
| Games with a made 3-ptr | -- | 0 |

» 2021-22 GAME-BY-GAME

| Opponent | FG | PCT. | 3FG | PCT. | FT | PCT. | ORB | DRB | REB | PF | PTS | A | TO | BLK | STL | MIN |
|---------------------|------------------------|------|-----|------|-----|------|-----|-----|-----|----|-----|---|----|-----|-----|-----|
| vs. Emmanuel | 1-3 | .333 | 0-0 | .000 | 1-2 | .500 | 1 | 3 | 4 | 2 | 3 | 0 | 3 | 0 | 0 | 16 |
| vs. Young Harris | 3-4 | .750 | 0-0 | .000 | 0-0 | .000 | 2 | 2 | 4 | 0 | 6 | 1 | 0 | 0 | 0 | 16 |
| Wingate | 0-1 | .000 | 0-0 | .000 | 0-0 | .000 | 0 | 1 | 1 | 0 | 0 | 0 | 0 | 0 | 0 | 10 |
| Lees-McRae | 0-1 | .000 | 0-0 | .000 | 0-0 | .000 | 0 | 2 | 2 | 0 | 0 | 2 | 0 | 0 | 0 | 2 |
| at Coker | 0-1 | .000 | 0-0 | .000 | 0-2 | .000 | 0 | 1 | 1 | 0 | 0 | 0 | 0 | 1 | 0 | 10 |
| at Limestone | 0-2 | .000 | 0-0 | .000 | 1-2 | .500 | 2 | 2 | 4 | 1 | 1 | 1 | 2 | 0 | 0 | 6 |
| at Carson-Newman | dnp (coaches decision) | | | | | | | | | | | | | | | |
| at Catawba | dnp (coaches decision) | | | | | | | | | | | | | | | |
| Anderson | 1-2 | .500 | 0-0 | .000 | 0-0 | .000 | 2 | 0 | 2 | 1 | 2 | 1 | 1 | 0 | 0 | 10 |
| Tusculum | | | | | | | | | | | | | | | | |
| Newberry | | | | | | | | | | | | | | | | |
| Lincoln Memorial | | | | | | | | | | | | | | | | |
| at Queens | | | | | | | | | | | | | | | | |
| at Lincoln Memorial | | | | | | | | | | | | | | | | |
| UVA Wise | | | | | | | | | | | | | | | | |
| Carson-Newman | | | | | | | | | | | | | | | | |
| at Wingate | | | | | | | | | | | | | | | | |
| Coker | | | | | | | | | | | | | | | | |
| at Mars Hill | | | | | | | | | | | | | | | | |
| at Tusculum | | | | | | | | | | | | | | | | |
| Limestone | | | | | | | | | | | | | | | | |
| Catawba | | | | | | | | | | | | | | | | |
| at Anderson | | | | | | | | | | | | | | | | |
| at UVA Wise | | | | | | | | | | | | | | | | |
| Mars Hill | | | | | | | | | | | | | | | | |
| Queens | | | | | | | | | | | | | | | | |
| at Newberry | | | | | | | | | | | | | | | | |

» NOTES

» Playing behind R.J. Gunn didn't give Shabazz many opportunities as a freshman or sophomore but is ready for a larger role in 2021-22.

» CAREER STATS

| Year | G | S | MIN | AVG | FG | FGA | PCT | 3FG | 3FGA | 3PCT | FT | FTA | PCT | O | D | TOT | AVG | PF | D | A | TO | BLK | STL | PTS | AVG |
|---------|----|---|-----|------|----|-----|------|-----|------|------|----|-----|------|----|----|-----|-----|----|---|---|----|-----|-----|-----|-----|
| 2019-20 | 14 | 0 | 49 | 3.5 | 0 | 2 | .000 | 0 | 0 | .000 | 1 | 4 | .250 | 3 | 8 | 11 | 0.8 | 10 | 0 | 1 | 1 | 0 | 2 | 1 | 0.1 |
| 2020-21 | 4 | 0 | 12 | 3.0 | 1 | 5 | .200 | 0 | 0 | .000 | 1 | 2 | .500 | 0 | 6 | 6 | 1.5 | 3 | 0 | 1 | 2 | 0 | 0 | 3 | 0.8 |
| 2021-22 | 7 | 1 | 70 | 10.0 | 4 | 12 | .333 | 0 | 0 | .000 | 2 | 6 | .333 | 7 | 11 | 18 | 2.6 | 4 | 0 | 5 | 6 | 1 | 0 | 12 | 1.7 |
| TOTAL | 25 | 1 | 131 | 5.2 | 5 | 19 | .263 | 0 | 0 | .000 | 4 | 12 | .333 | 10 | 25 | 35 | 1.4 | 17 | 0 | 7 | 9 | 1 | 2 | 16 | 0.6 |



14 MARCUS OWENS CASTRILLO

SO. | F | 6'5" | 190
PUNTA DEL ESTE, URUGUAY | CAPE FEAR CHRISTIAN ACADEMY



» CAREER HIGHS

| | |
|----------|--|
| Points | |
| Rebounds | |
| Assists | |
| Steals | |
| FG Made | |
| 3FG Made | |
| FT Made | |

» PRODUCTION TRACKER

| | 2021-22 | CAREER |
|-------------------------|---------|--------|
| Double-figure points | 0 | 0 |
| Double-doubles | 0 | 0 |
| 20-pt games | 0 | 0 |
| 5+ rebounds | 0 | 0 |
| 5+ assists | 0 | 0 |
| Games with a made 3-ptr | 0 | 0 |

» 2021-22 GAME-BY-GAME

| Opponent | FG | PCT. | 3FG | PCT. | FT | PCT. | ORB | DRB | REB | PF | PTS | A | TO | BLK | STL | MIN |
|---------------------|-----|------|-----|------|----|------|-----|-----|-----|----|-----|---|----|-----|-----|-----|
| vs. Emmanuel | dnp | | | | | | | | | | | | | | | |
| vs. Young Harris | dnp | | | | | | | | | | | | | | | |
| Wingate | dnp | | | | | | | | | | | | | | | |
| Lees-McRae | dnp | | | | | | | | | | | | | | | |
| at Coker | dnp | | | | | | | | | | | | | | | |
| at Limestone | dnp | | | | | | | | | | | | | | | |
| at Carson-Newman | dnp | | | | | | | | | | | | | | | |
| at Catawba | dnp | | | | | | | | | | | | | | | |
| Anderson | dnp | | | | | | | | | | | | | | | |
| Tusculum | | | | | | | | | | | | | | | | |
| Newberry | | | | | | | | | | | | | | | | |
| Lincoln Memorial | | | | | | | | | | | | | | | | |
| at Queens | | | | | | | | | | | | | | | | |
| at Lincoln Memorial | | | | | | | | | | | | | | | | |
| UVA Wise | | | | | | | | | | | | | | | | |
| Carson-Newman | | | | | | | | | | | | | | | | |
| at Wingate | | | | | | | | | | | | | | | | |
| Coker | | | | | | | | | | | | | | | | |
| at Mars Hill | | | | | | | | | | | | | | | | |
| at Tusculum | | | | | | | | | | | | | | | | |
| Limestone | | | | | | | | | | | | | | | | |
| Catawba | | | | | | | | | | | | | | | | |
| at Anderson | | | | | | | | | | | | | | | | |
| at UVA Wise | | | | | | | | | | | | | | | | |
| Mars Hill | | | | | | | | | | | | | | | | |
| Queens | | | | | | | | | | | | | | | | |
| at Newberry | | | | | | | | | | | | | | | | |

» NOTES

» Redshirted in 2019-20 and opted out of the 2020-21 season.

» CAREER STATS

| Year | G | S | MIN | AVG | FG | FGA | PCT | 3FG | 3FGA | 3PCT | FT | FTA | PCT | O | D | TOT | AVG | PF | D | A | TO | BLK | STL | PTS | AVG |
|---------|---|---|-----|-----|----|-----|-----|-----|------|------|----|-----|-----|---|---|-----|-----|----|---|---|----|-----|-----|-----|-----|
| 2021-22 | - | - | - | - | - | - | - | - | - | - | - | - | - | - | - | - | - | - | - | - | - | - | - | - | - |
| TOTAL | - | - | - | - | - | - | - | - | - | - | - | - | - | - | - | - | - | - | - | - | - | - | - | - | - |



15 KEVIN KANGU

SR. | G | 6'4" | 185
BURLINGTON, ONTARIO, CANADA | OAKLAND UNIVERSITY



» CAREER HIGHS

| | | | |
|----------|----|------------------|----------|
| Points | 20 | vs. Wingate | 11/17/21 |
| Rebounds | 3 | twice | |
| Assists | 3 | twice | |
| Steals | 4 | at Catawba | 12/11/21 |
| FG Made | 8 | vs. Wingate | 11/17/21 |
| 3FG Made | 5 | at Carson-Newman | 12/1/21 |
| FT Made | 2 | three times | |

» PRODUCTION TRACKER

| | 2021-22 | CAREER |
|-------------------------|---------|--------|
| Double-figure points | 6 | 6 |
| Double-doubles | -- | 0 |
| 20-pt games | 1 | 1 |
| 5+ rebounds | -- | 0 |
| 5+ assists | -- | 0 |
| Games with a made 3-ptr | 7 | 7 |

» 2021-22 GAME-BY-GAME

| Opponent | FG | PCT. | 3FG | PCT. | FT | PCT. | ORB | DRB | REB | PF | PTS | A | TO | BLK | STL | MIN |
|---------------------|------|-------|-----|-------|-----|-------|-----|-----|-----|----|-----|---|----|-----|-----|-----|
| vs. Emmanuel | 3-10 | .300 | 2-8 | .250 | 2-2 | 1.000 | 1 | 0 | 1 | 2 | 10 | 2 | 2 | 0 | 2 | 31 |
| vs. Young Harris | 6-6 | 1.000 | 3-3 | 1.000 | 1-1 | 1.000 | 0 | 1 | 1 | 1 | 16 | 3 | 1 | 0 | 2 | 29 |
| Wingate | 8-14 | .571 | 2-7 | .286 | 2-2 | 1.000 | 0 | 3 | 3 | 1 | 20 | 1 | 1 | 0 | 2 | 32 |
| Lees-McRae | 2-10 | .200 | 2-5 | .400 | 1-2 | .500 | 2 | 1 | 3 | 1 | 7 | 2 | 3 | 0 | 1 | 31 |
| at Coker | 2-9 | .222 | 2-7 | .286 | 2-2 | 1.000 | 0 | 3 | 3 | 0 | 8 | 0 | 0 | 0 | 0 | 26 |
| at Limestone | 5-11 | .455 | 0-0 | .000 | 1-2 | .500 | 2 | 0 | 2 | 3 | 11 | 1 | 1 | 0 | 1 | 25 |
| at Carson-Newman | 6-15 | .400 | 5-9 | .556 | 0-0 | .000 | 0 | 2 | 2 | 1 | 17 | 1 | 1 | 0 | 2 | 21 |
| at Catawba | 5-12 | .417 | 3-7 | .429 | 2-2 | 1.000 | 1 | 2 | 3 | 5 | 15 | 3 | 4 | 0 | 4 | 39 |
| Anderson | 1-7 | .143 | 0-6 | .000 | 2-2 | 1.000 | 0 | 3 | 3 | 2 | 4 | 1 | 3 | 0 | 1 | 24 |
| Tusculum | | | | | | | | | | | | | | | | |
| Newberry | | | | | | | | | | | | | | | | |
| Lincoln Memorial | | | | | | | | | | | | | | | | |
| at Queens | | | | | | | | | | | | | | | | |
| at Lincoln Memorial | | | | | | | | | | | | | | | | |
| UVA Wise | | | | | | | | | | | | | | | | |
| Carson-Newman | | | | | | | | | | | | | | | | |
| at Wingate | | | | | | | | | | | | | | | | |
| Coker | | | | | | | | | | | | | | | | |
| at Mars Hill | | | | | | | | | | | | | | | | |
| at Tusculum | | | | | | | | | | | | | | | | |
| Limestone | | | | | | | | | | | | | | | | |
| Catawba | | | | | | | | | | | | | | | | |
| at Anderson | | | | | | | | | | | | | | | | |
| at UVA Wise | | | | | | | | | | | | | | | | |
| Mars Hill | | | | | | | | | | | | | | | | |
| Queens | | | | | | | | | | | | | | | | |
| at Newberry | | | | | | | | | | | | | | | | |

» NOTES

- » Appeared in all 30 games, making one start for Oakland University a season ago.
- » Averaged 2.8 points, 1.0 assists, 0.9 rebounds and 0.8 steals in 12.3 minutes.
- » Was the team's second-leading scorer off the bench.
- » Played in 63 career games at Oakland and hit 41 3-pointers.

» CAREER STATS

| Year | G | S | MIN | AVG | FG | FGA | PCT | 3FG | 3FGA | 3PCT | FT | FTA | PCT | O | D | TOT | AVG | PF | D | A | TO | BLK | STL | PTS | AVG |
|---------|---|---|-----|------|----|-----|------|-----|------|------|----|-----|------|---|----|-----|-----|----|---|----|----|-----|-----|-----|------|
| 2021-22 | 9 | 8 | 273 | 30.3 | 38 | 94 | .404 | 19 | 52 | .365 | 13 | 15 | .867 | 6 | 15 | 21 | 2.3 | 16 | 1 | 14 | 16 | 0 | 15 | 108 | 12.0 |
| TOTAL | 9 | 8 | 273 | 30.3 | 38 | 94 | .404 | 19 | 52 | .365 | 13 | 15 | .867 | 6 | 15 | 21 | 2.3 | 16 | 1 | 14 | 16 | 0 | 15 | 108 | 12.0 |



20 COLBY BEEKER

JR. | G | 6'2" | 220
DURHAM, N.C. | NORTHERN HS



» CAREER HIGHS

| | |
|----------|--|
| Points | |
| Rebounds | |
| Assists | |
| Steals | |
| FG Made | |
| 3FG Made | |
| FT Made | |

» PRODUCTION TRACKER

| | 2021-22 | CAREER |
|-------------------------|---------|--------|
| Double-figure points | -- | 0 |
| Double-doubles | -- | 0 |
| 20-pt games | -- | 0 |
| 5+ rebounds | -- | 0 |
| 5+ assists | -- | 0 |
| Games with a made 3-ptr | -- | 0 |

» 2021-22 GAME-BY-GAME

| Opponent | FG | PCT. | 3FG | PCT. | FT | PCT. | ORB | DRB | REB | PF | PTS | A | TO | BLK | STL | MIN |
|---------------------|-----|------|-----|------|----|------|-----|-----|-----|----|-----|---|----|-----|-----|-----|
| vs. Emmanuel | dnp | | | | | | | | | | | | | | | |
| vs. Young Harris | dnp | | | | | | | | | | | | | | | |
| Wingate | dnp | | | | | | | | | | | | | | | |
| Lees-McRae | dnp | | | | | | | | | | | | | | | |
| at Coker | dnp | | | | | | | | | | | | | | | |
| at Limestone | dnp | | | | | | | | | | | | | | | |
| at Carson-Newman | dnp | | | | | | | | | | | | | | | |
| at Catawba | dnp | | | | | | | | | | | | | | | |
| Anderson | dnp | | | | | | | | | | | | | | | |
| Tusculum | | | | | | | | | | | | | | | | |
| Newberry | | | | | | | | | | | | | | | | |
| Lincoln Memorial | | | | | | | | | | | | | | | | |
| at Queens | | | | | | | | | | | | | | | | |
| at Lincoln Memorial | | | | | | | | | | | | | | | | |
| UVA Wise | | | | | | | | | | | | | | | | |
| Carson-Newman | | | | | | | | | | | | | | | | |
| at Wingate | | | | | | | | | | | | | | | | |
| Coker | | | | | | | | | | | | | | | | |
| at Mars Hill | | | | | | | | | | | | | | | | |
| at Tusculum | | | | | | | | | | | | | | | | |
| Limestone | | | | | | | | | | | | | | | | |
| Catawba | | | | | | | | | | | | | | | | |
| at Anderson | | | | | | | | | | | | | | | | |
| at UVA Wise | | | | | | | | | | | | | | | | |
| Mars Hill | | | | | | | | | | | | | | | | |
| Queens | | | | | | | | | | | | | | | | |
| at Newberry | | | | | | | | | | | | | | | | |

» NOTES

- » Entering first season at Lenoir-Rhyne.
- » Was on track and field team in his first two seasons at Lenoir-Rhyne.

» CAREER STATS

| Year | G | S | MIN | AVG | FG | FGA | PCT | 3FG | 3FGA | 3PCT | FT | FTA | PCT | O | D | TOT | AVG | PF | D | A | TO | BLK | STL | PTS | AVG |
|---------|---|---|-----|-----|----|-----|-----|-----|------|------|----|-----|-----|---|---|-----|-----|----|---|---|----|-----|-----|-----|-----|
| 2021-22 | - | - | - | - | - | - | - | - | - | - | - | - | - | - | - | - | - | - | - | - | - | - | - | - | - |
| TOTAL | - | - | - | - | - | - | - | - | - | - | - | - | - | - | - | - | - | - | - | - | - | - | - | - | - |



21 TJ NESMITH

JR. | F | 6'9" | 220
BURLINGTON, N.C. | CAPE FEAR COMMUNITY COLLEGE



» CAREER HIGHS

| | | | |
|----------|----|-------------|----------|
| Points | 21 | at Catawba | 12/11/21 |
| Rebounds | 6 | at Catawba | 12/11/21 |
| Assists | 1 | three times | |
| Blocks | 3 | twice | |
| FG Made | 7 | twice | |
| 3FG Made | 1 | twice | |
| FT Made | 6 | at Catawba | 12/11/21 |

» PRODUCTION TRACKER

| | 2021-22 | CAREER |
|-------------------------|---------|--------|
| Double-figure points | 4 | 4 |
| Double-doubles | 0 | 0 |
| 20-pt games | 1 | 1 |
| 5+ rebounds | 2 | 2 |
| 5+ assists | 0 | 0 |
| Games with a made 3-ptr | 2 | 2 |

» 2021-22 GAME-BY-GAME

| Opponent | FG | PCT. | 3FG | PCT. | FT | PCT. | ORB | DRB | REB | PF | PTS | A | TO | BLK | STL | MIN |
|---------------------|------|-------|-----|-------|-----|-------|-----|-----|-----|----|-----|---|----|-----|-----|-----|
| vs. Emmanuel | 1-2 | .500 | 0-0 | .000 | 1-2 | .500 | 0 | 1 | 1 | 2 | 3 | 0 | 0 | 2 | 1 | 11 |
| vs. Young Harris | 2-4 | .500 | 0-2 | .000 | 0-1 | .000 | 0 | 3 | 3 | 0 | 4 | 1 | 1 | 0 | 0 | 11 |
| Wingate | 1-2 | .500 | 0-1 | .000 | 0-0 | .000 | 0 | 2 | 2 | 3 | 2 | 0 | 1 | 0 | 0 | 8 |
| Lees-McRae | 2-3 | .667 | 1-1 | 1.000 | 2-2 | 1.000 | 0 | 1 | 1 | 2 | 7 | 1 | 0 | 0 | 0 | 6 |
| at Coker | 5-6 | .833 | 0-1 | .000 | 1-1 | 1.000 | 0 | 2 | 2 | 0 | 11 | 0 | 0 | 2 | 0 | 18 |
| at Limestone | 2-2 | 1.000 | 0-0 | .000 | 1-3 | .333 | 0 | 2 | 2 | 2 | 5 | 0 | 2 | 1 | 0 | 16 |
| at Carson-Newman | 7-9 | .778 | 0-0 | .000 | 4-4 | 1.000 | 0 | 4 | 4 | 1 | 18 | 0 | 1 | 3 | 1 | 21 |
| at Catawba | 7-10 | .700 | 1-1 | 1.000 | 6-6 | 1.000 | 3 | 3 | 6 | 4 | 21 | 1 | 2 | 0 | 1 | 29 |
| Anderson | 6-8 | .750 | 0-0 | .000 | 3-3 | 1.000 | 1 | 4 | 5 | 2 | 15 | 0 | 3 | 3 | 0 | 28 |
| Tusculum | | | | | | | | | | | | | | | | |
| Newberry | | | | | | | | | | | | | | | | |
| Lincoln Memorial | | | | | | | | | | | | | | | | |
| at Queens | | | | | | | | | | | | | | | | |
| at Lincoln Memorial | | | | | | | | | | | | | | | | |
| UVA Wise | | | | | | | | | | | | | | | | |
| Carson-Newman | | | | | | | | | | | | | | | | |
| at Wingate | | | | | | | | | | | | | | | | |
| Coker | | | | | | | | | | | | | | | | |
| at Mars Hill | | | | | | | | | | | | | | | | |
| at Tusculum | | | | | | | | | | | | | | | | |
| Limestone | | | | | | | | | | | | | | | | |
| Catawba | | | | | | | | | | | | | | | | |
| at Anderson | | | | | | | | | | | | | | | | |
| at UVA Wise | | | | | | | | | | | | | | | | |
| Mars Hill | | | | | | | | | | | | | | | | |
| Queens | | | | | | | | | | | | | | | | |
| at Newberry | | | | | | | | | | | | | | | | |

» NOTES

» Enters first season with the Bears after transferring in from Cape Fear Community College.

BACK-TO-BACK

» Nesmith put together his two best games in an LR uniform in back-to-back contests in December. In games at Carson-Newman and Catawba, Nesmith went a combined 14-for-19 and averaged 19.5 points and 5.0 rebounds per game. Nesmith was also a perfect 10-for-10 from the free throw line in those two games.

» CAREER STATS

| Year | G | S | MIN | AVG | FG | FGA | PCT | 3FG | 3FGA | 3PCT | FT | FTA | PCT | O | D | TOT | AVG | PF | D | A | TO | BLK | STL | PTS | AVG |
|---------|---|---|-----|------|----|-----|------|-----|------|------|----|-----|------|---|----|-----|-----|----|---|---|----|-----|-----|-----|-----|
| 2021-22 | 9 | 2 | 148 | 16.4 | 33 | 46 | .717 | 2 | 6 | .333 | 18 | 22 | .818 | 4 | 22 | 26 | 2.9 | 16 | 0 | 3 | 10 | 11 | 3 | 86 | 9.6 |
| TOTAL | 9 | 2 | 148 | 16.4 | 33 | 46 | .717 | 2 | 6 | .333 | 18 | 22 | .818 | 4 | 22 | 26 | 2.9 | 16 | 0 | 3 | 10 | 11 | 3 | 86 | 9.6 |



23 NAS TYSON

JR. | G | 6'1" | 200
WINGATE, N.C. | FOREST HILLS HS



» CAREER HIGHS

| | | | |
|----------|----|------------------|----------|
| Points | 18 | at Coker | 11/23/21 |
| Rebounds | 8 | vs. Wingate | 11/17/21 |
| Assists | 6 | vs. Young Harris | 11/13/21 |
| Steals | 3 | vs. Wingate | 11/17/21 |
| FG Made | 7 | at Coker | 11/23/21 |
| 3FG Made | 4 | at Coker | 11/23/21 |
| FT Made | 2 | twice | |

» PRODUCTION TRACKER

| | 2021-22 | CAREER |
|-------------------------|---------|--------|
| Double-figure points | 4 | 4 |
| Double-doubles | -- | 0 |
| 20-pt games | -- | 0 |
| 5+ rebounds | 2 | 2 |
| 5+ assists | 1 | 1 |
| Games with a made 3-ptr | 6 | 11 |

» 2021-22 GAME-BY-GAME

| Opponent | FG | PCT. | 3FG | PCT. | FT | PCT. | ORB | DRB | REB | PF | PTS | A | TO | BLK | STL | MIN |
|---------------------|------|------|------|------|-----|-------|-----|-----|-----|----|-----|---|----|-----|-----|-----|
| vs. Emmanuel | 3-9 | .333 | 2-8 | .250 | 0-0 | .000 | 0 | 3 | 3 | 2 | 8 | 0 | 0 | 0 | 0 | 22 |
| vs. Young Harris | 5-14 | .357 | 3-10 | .300 | 0-1 | .000 | 0 | 6 | 6 | 2 | 13 | 6 | 0 | 1 | 2 | 27 |
| Wingate | 2-4 | .500 | 0-2 | .000 | 0-0 | .000 | 1 | 7 | 8 | 2 | 4 | 2 | 1 | 0 | 3 | 30 |
| Lees-McRae | 4-8 | .500 | 2-5 | .400 | 1-1 | 1.000 | 0 | 3 | 3 | 1 | 11 | 3 | 2 | 0 | 2 | 29 |
| at Coker | 7-10 | .700 | 4-7 | .571 | 0-0 | .000 | 0 | 0 | 0 | 2 | 18 | 0 | 2 | 0 | 1 | 29 |
| at Limestone | 5-11 | .454 | 3-7 | .429 | 0-0 | .000 | 0 | 3 | 3 | 0 | 13 | 2 | 1 | 0 | 2 | 32 |
| at Carson-Newman | 1-6 | .167 | 0-3 | .000 | 0-0 | .000 | 1 | 2 | 3 | 1 | 2 | 2 | 1 | 0 | 1 | 23 |
| at Catawba | 2-7 | .286 | 0-5 | .000 | 0-0 | .000 | 0 | 2 | 2 | 0 | 4 | 1 | 1 | 0 | 0 | 24 |
| Anderson | 2-5 | .400 | 1-4 | .250 | 2-2 | 1.000 | 1 | 2 | 3 | 3 | 7 | 2 | 1 | 0 | 2 | 23 |
| Tusculum | | | | | | | | | | | | | | | | |
| Newberry | | | | | | | | | | | | | | | | |
| Lincoln Memorial | | | | | | | | | | | | | | | | |
| at Queens | | | | | | | | | | | | | | | | |
| at Lincoln Memorial | | | | | | | | | | | | | | | | |
| UVA Wise | | | | | | | | | | | | | | | | |
| Carson-Newman | | | | | | | | | | | | | | | | |
| at Wingate | | | | | | | | | | | | | | | | |
| Coker | | | | | | | | | | | | | | | | |
| at Mars Hill | | | | | | | | | | | | | | | | |
| at Tusculum | | | | | | | | | | | | | | | | |
| Limestone | | | | | | | | | | | | | | | | |
| Catawba | | | | | | | | | | | | | | | | |
| at Anderson | | | | | | | | | | | | | | | | |
| at UVA Wise | | | | | | | | | | | | | | | | |
| Mars Hill | | | | | | | | | | | | | | | | |
| Queens | | | | | | | | | | | | | | | | |
| at Newberry | | | | | | | | | | | | | | | | |

» NOTES

» After a rookie season that showed plenty of potential, Tyson enters his third season with the Bears.

ROYAL SHOWING

» Tyson broke out with a 9-point performance against Queens on Nov. 30, 2019. In just 13 minutes of game action, Tyson buried three triples (on five attempts) and grabbed three boards.

BACK-TO-BACKERS

» Tyson's 2019-20 would end prematurely but on a strong note. The freshman had a second straight 9-point performance in his finale and added three boards and a steal. Over his final two games, Tyson averaged 9.0 points, three rebounds and shot 55.5 percent from the field in just 20.0 minutes of action.

» CAREER STATS

| Year | G | S | MIN | AVG | FG | FGA | PCT | 3FG | 3FGA | 3PCT | FT | FTA | PCT | O | D | TOT | AVG | PF | D | A | TO | BLK | STL | PTS | AVG |
|---------|----|---|-----|------|----|-----|------|-----|------|------|----|-----|------|----|----|-----|-----|----|---|----|----|-----|-----|-----|-----|
| 2019-20 | 7 | 0 | 67 | 9.5 | 8 | 19 | .421 | 5 | 14 | .357 | 3 | 5 | .600 | 6 | 6 | 12 | 1.7 | 6 | 0 | 0 | 1 | 0 | 3 | 24 | 3.4 |
| 2020-21 | 6 | - | 29 | 4.9 | 4 | 14 | .286 | 3 | 10 | .300 | 1 | 3 | .333 | 1 | 1 | 2 | 0.3 | 2 | 0 | 1 | 0 | 0 | 1 | 12 | 2.0 |
| 2021-22 | 9 | 7 | 239 | 26.6 | 31 | 74 | .419 | 15 | 51 | .294 | 3 | 4 | .750 | 3 | 28 | 31 | 3.4 | 13 | 0 | 18 | 9 | 1 | 13 | 80 | 8.9 |
| TOTAL | 22 | 7 | 334 | 15.2 | 43 | 107 | .402 | 23 | 75 | .307 | 7 | 12 | .583 | 10 | 35 | 45 | 2.0 | 21 | 0 | 19 | 10 | 1 | 17 | 116 | 5.3 |



33 COOPER FOWLER

JR. | C | 6'11" | 275
GREENVILLE, S.C. | JL MANN HS



» CAREER HIGHS

| | | |
|----------|----|----------------------|
| Points | 22 | twice |
| Rebounds | 10 | twice |
| Assists | 6 | vs. Newberry 1/11/20 |
| Steals | 1 | nine times |
| FG Made | 8 | twice |
| 3FG Made | 6 | vs. Coker 1/4/20 |
| FT Made | 5 | vs. Wingate 1/1/20 |

» PRODUCTION TRACKER

| | 2021-22 | CAREER |
|-------------------------|---------|--------|
| Double-figure points | 1 | 13 |
| Double-doubles | -- | 2 |
| 20-pt games | -- | 2 |
| 5+ rebounds | -- | 18 |
| 5+ assists | -- | 2 |
| Games with a made 3-ptr | 5 | 29 |

» 2021-22 GAME-BY-GAME

| Opponent | FG | PCT. | 3FG | PCT. | FT | PCT. | ORB | DRB | REB | PF | PTS | A | TO | BLK | STL | MIN |
|---------------------|------------------------|------|-----|-------|-----|------|-----|-----|-----|----|-----|---|----|-----|-----|-----|
| vs. Emmanuel | 2-7 | .286 | 1-4 | .250 | 0-0 | .000 | 0 | 3 | 3 | 1 | 5 | 1 | 0 | 0 | 0 | 19 |
| vs. Young Harris | 0-0 | .000 | 0-0 | .000 | 0-0 | .000 | 0 | 0 | 0 | 0 | 0 | 0 | 0 | 0 | 0 | 1 |
| Wingate | 4-8 | .500 | 2-5 | .400 | 0-0 | .000 | 1 | 1 | 2 | 2 | 10 | 1 | 0 | 2 | 2 | 24 |
| Lees-McRae | 3-4 | .750 | 1-2 | .500 | 0-0 | .000 | 1 | 2 | 3 | 3 | 7 | 1 | 0 | 0 | 1 | 13 |
| at Coker | 1-3 | .333 | 0-2 | .000 | 0-0 | .000 | 1 | 0 | 1 | 1 | 2 | 1 | 1 | 0 | 0 | 11 |
| at Limestone | 0-1 | .000 | 0-1 | .000 | 0-0 | .000 | 1 | 3 | 4 | 0 | 0 | 0 | 1 | 0 | 0 | 12 |
| at Carson-Newman | 1-2 | .500 | 1-1 | 1.000 | 0-0 | .000 | 0 | 2 | 2 | 1 | 3 | 0 | 0 | 0 | 0 | 8 |
| at Catawba | 1-3 | .333 | 1-1 | 1.000 | 0-0 | .000 | 1 | 0 | 1 | 1 | 3 | 2 | 0 | 0 | 0 | 10 |
| Anderson | dnp (coaches decision) | | | | | | | | | | | | | | | |
| Tusculum | | | | | | | | | | | | | | | | |
| Newberry | | | | | | | | | | | | | | | | |
| Lincoln Memorial | | | | | | | | | | | | | | | | |
| at Queens | | | | | | | | | | | | | | | | |
| at Lincoln Memorial | | | | | | | | | | | | | | | | |
| UVA Wise | | | | | | | | | | | | | | | | |
| Carson-Newman | | | | | | | | | | | | | | | | |
| at Wingate | | | | | | | | | | | | | | | | |
| Coker | | | | | | | | | | | | | | | | |
| at Mars Hill | | | | | | | | | | | | | | | | |
| at Tusculum | | | | | | | | | | | | | | | | |
| Limestone | | | | | | | | | | | | | | | | |
| Catawba | | | | | | | | | | | | | | | | |
| at Anderson | | | | | | | | | | | | | | | | |
| at UVA Wise | | | | | | | | | | | | | | | | |
| Mars Hill | | | | | | | | | | | | | | | | |
| Queens | | | | | | | | | | | | | | | | |
| at Newberry | | | | | | | | | | | | | | | | |

» NOTES

- » Do-it-all big man returns looking for a breakout junior campaign
- » Named to South Atlantic Conference All-Freshmen Team.

DO IT ALL

- » Fowler has a little bit of everything in his game as evidenced by his stat line. At 6'10", Fowler had two games with at least five assists and shot 37.5 percent from long range. He also had 15 games with at least five boards and two double-doubles as a freshman.

SECRET WEAPON

- » After playing no more than 16 minutes in the 2019 portion of the schedule (eight games) and scoring a combined 21 points in that stretch, Fowler was unleashed once the calendar turned to 2020. On New Year's night, Fowler went for 22 points and 10 rebounds against Wingate and followed that up with another 22 point performance against Coker. Against the Cobras, Fowler went 6-of-8 from long range.

HOME COOKING

- » Fowler was a fan of Shuford Gym as a freshman, averaging 12.1 points per game and shooting 49.1 percent from the field and 43.1 percent from long range. Fowler also hit 81 percent of his free throws and averaged 5.6 rebounds a night.

MEMORABLE MOMENT

- » Fowler had a moment that will live on for a long time in the memories of teammates. Fowler's buzzer-beating putback sent LR past Wingate 86-85 and earned him the No. 8 top play in the SportsCenter top 10 plays.

» CAREER STATS

| Year | G | S | MIN | AVG | FG | FGA | PCT | 3FG | 3FGA | 3PCT | FT | FTA | PCT | O | D | TOT | AVG | PF | D | A | TO | BLK | STL | PTS | AVG |
|---------|----|----|-----|------|-----|-----|------|-----|------|------|----|-----|------|----|-----|-----|-----|----|---|----|----|-----|-----|-----|-----|
| 2019-20 | 27 | 20 | 560 | 20.7 | 82 | 181 | .453 | 30 | 80 | .375 | 30 | 44 | .682 | 17 | 107 | 124 | 4.6 | 52 | 0 | 42 | 37 | 13 | 9 | 224 | 8.3 |
| 2020-21 | 14 | 13 | 253 | 18.1 | 30 | 73 | .405 | 17 | 54 | .315 | 7 | 9 | .778 | 5 | 43 | 48 | 3.4 | 13 | 0 | 13 | 8 | 16 | 5 | 84 | 6.0 |
| 2021-22 | 8 | 7 | 98 | 12.3 | 12 | 28 | .429 | 6 | 16 | .375 | 0 | 0 | .000 | 5 | 11 | 16 | 2.0 | 9 | 0 | 6 | 2 | 2 | 3 | 30 | 3.8 |
| TOTAL | 49 | 40 | 912 | 18.6 | 124 | 283 | .438 | 53 | 150 | .353 | 37 | 53 | .698 | 27 | 161 | 188 | 3.8 | 74 | 0 | 61 | 47 | 31 | 17 | 338 | 6.9 |



» 2021-22 MISCELLANEOUS STATS



2021-22 Lenoir-Rhyne Men's Basketball Combined Team Statistics All games

Page 1/1
as of Dec 16, 2021

Game Records

| Record | Overall | Home | Away | Neutral |
|----------------|---------|------|------|---------|
| ALL GAMES | 3-6 | 1-2 | 1-3 | 1-1 |
| CONFERENCE | 2-4 | 1-1 | 1-3 | 0-0 |
| NON-CONFERENCE | 1-2 | 0-1 | 0-0 | 1-1 |

Score by Periods

| Team | 1st | 2nd | OT | TOT |
|--------------|-----|-----|----|-----|
| Lenoir-Rhyne | 348 | 297 | 11 | 656 |
| Opponents | 349 | 332 | 13 | 694 |

Team Box Score

| No. | Player | GP-GS | MIN | AVG | Total | | 3-Point | | F-Throw | | Rebounds | | | | PF | DQ | A | TO | BLK | STL | PTS | AVG |
|-----------|-------------------|-------|--------|------|---------|------|----------|------|---------|------|----------|-----|-----|------|-----|----|-----|-----|-----|-----|-----|------|
| | | | | | FG-FGA | FG% | 3FG-3FGA | 3FG% | FT-FTA | FT% | OFF | DEF | TOT | AVG | | | | | | | | |
| 5 | JOHNSON, Jalen | 9-7 | 264:03 | 29.3 | 43-96 | .448 | 23-51 | .451 | 22-25 | .880 | 4 | 23 | 27 | 3.0 | 14 | 0 | 41 | 13 | 1 | 18 | 131 | 14.6 |
| 15 | KANGU, Kevin | 9-8 | 274:06 | 30.5 | 38-94 | .404 | 19-52 | .365 | 13-15 | .867 | 6 | 15 | 21 | 2.3 | 16 | 1 | 14 | 16 | 0 | 15 | 108 | 12.0 |
| 21 | NESMITH, T.J. | 9-2 | 146:21 | 16.3 | 33-46 | .717 | 2-6 | .333 | 18-22 | .818 | 4 | 22 | 26 | 2.9 | 16 | 0 | 3 | 10 | 11 | 3 | 86 | 9.6 |
| 23 | TYSON, Nas | 9-7 | 239:19 | 26.6 | 31-74 | .419 | 15-51 | .294 | 3-4 | .750 | 3 | 28 | 31 | 3.4 | 13 | 0 | 18 | 9 | 1 | 13 | 80 | 8.9 |
| 2 | WILSON, Salle | 9-5 | 171:27 | 19.0 | 27-57 | .474 | 5-18 | .278 | 9-11 | .818 | 3 | 11 | 14 | 1.6 | 21 | 0 | 7 | 11 | 2 | 7 | 68 | 7.6 |
| 1 | LEGANIA, Malik | 8-0 | 140:05 | 17.5 | 22-38 | .579 | 1-5 | .200 | 5-12 | .417 | 6 | 15 | 21 | 2.6 | 3 | 0 | 7 | 3 | 0 | 3 | 50 | 6.3 |
| 33 | FOWLER, Cooper | 8-7 | 97:48 | 12.2 | 12-28 | .429 | 6-16 | .375 | 0-0 | .000 | 5 | 11 | 16 | 2.0 | 9 | 0 | 6 | 2 | 2 | 3 | 30 | 3.8 |
| 4 | JOSEPH, P.J. | 8-0 | 68:14 | 8.5 | 10-25 | .400 | 3-7 | .429 | 5-12 | .417 | 5 | 9 | 14 | 1.8 | 9 | 0 | 5 | 4 | 1 | 2 | 28 | 3.5 |
| 11 | STEELE, Tim | 9-5 | 143:42 | 16.0 | 12-41 | .293 | 5-19 | .263 | 2-4 | .500 | 5 | 19 | 24 | 2.7 | 9 | 0 | 9 | 8 | 2 | 4 | 31 | 3.4 |
| 12 | MCCLAIN, Tyson | 9-1 | 161:10 | 17.9 | 9-36 | .250 | 4-22 | .182 | 1-2 | .500 | 5 | 18 | 23 | 2.6 | 12 | 0 | 9 | 12 | 1 | 3 | 23 | 2.6 |
| 13 | SHABAZZ, Elijah | 7-2 | 70:39 | 10.1 | 5-14 | .357 | 0-0 | .000 | 2-6 | .333 | 7 | 11 | 18 | 2.6 | 4 | 0 | 5 | 6 | 1 | 0 | 12 | 1.7 |
| 0 | MEDWINTER, Damion | 6-1 | 45:28 | 7.6 | 2-7 | .286 | 2-5 | .400 | 3-4 | .750 | 1 | 8 | 9 | 1.5 | 0 | 0 | 2 | 0 | 0 | 1 | 9 | 1.5 |
| 3 | METCALF, Marcus | 1-0 | 02:39 | 2.7 | 0-0 | .000 | 0-0 | .000 | 0-0 | .000 | 0 | 0 | 0 | 0.0 | 0 | 0 | 0 | 0 | 0 | 0 | 0 | 0.0 |
| Team | | | | | | | | | | | 9 | 20 | 29 | | | | | 1 | | | | |
| Total | | 9 | 1825 | | 244-556 | .439 | 85-252 | .337 | 83-117 | .709 | 63 | 210 | 273 | 30.3 | 126 | 1 | 126 | 95 | 22 | 72 | 656 | 72.9 |
| Opponents | | 9 | 1823 | | 256-522 | .490 | 87-234 | .372 | 95-137 | .693 | 79 | 268 | 347 | 38.6 | 116 | 0 | 140 | 132 | 26 | 56 | 694 | 77.1 |

Team Statistics

| | LRU | OPP |
|------------------------|----------------|----------------|
| Scoring | 656 | 694 |
| Points per game | 72.9 | 77.1 |
| Scoring margin | -4.2 | - |
| Field goals-att | 244-556 | 256-522 |
| Field goal pct | .439 | .490 |
| 3 point fg-att | 85-252 | 87-234 |
| 3-point FG pct | .337 | .372 |
| 3-pt FG made per game | 9.4 | 9.7 |
| Free throws-att | 83-117 | 95-137 |
| Free throw pct | .709 | .693 |
| F-Throws made per game | 9.2 | 10.6 |
| Rebounds | 273 | 347 |
| Rebounds per game | 30.3 | 38.6 |
| Rebounding margin | -8.2 | - |
| Assists | 126 | 140 |
| Assists per game | 14.0 | 15.6 |
| Turnovers | 95 | 132 |
| Turnovers per game | 10.6 | 14.7 |
| Turnover margin | +4.1 | - |
| Assist/turnover ratio | 1.3 | 1.1 |
| Steals | 72 | 56 |
| Steals per game | 8.0 | 6.2 |
| Blocks | 22 | 26 |
| Blocks per game | 2.4 | 2.9 |
| Winning streak | 0 | - |
| Home win streak | 0 | - |
| Attendance | 1370 | 1143 |
| Home games-Avg/Game | 3-457 | 4-286 |
| Neutral site-Avg/Game | - | 2-134 |

Team Results

| Date | Opponent | | Score | Att. |
|------------|------------------|-----|-------|------|
| 11/12/2021 | vs Emmanuel (GA) | L | 65-80 | 131 |
| 11/13/2021 | vs Young Harris | W | 94-86 | 136 |
| 11/17/2021 | Wingate | W | 75-70 | 632 |
| 11/20/2021 | Lees-McRae | L | 81-84 | 432 |
| 11/23/2021 | at Coker | W | 67-64 | 200 |
| 11/27/2021 | at Limestone | L | 54-70 | 192 |
| 12/01/2021 | at Carson-Newman | L | 57-72 | 577 |
| 12/11/2021 | at Catawba | Lot | 89-91 | 174 |
| 12/15/2021 | Anderson (SC) | L | 74-77 | 306 |



» 2021-22 MISCELLANEOUS STATS



2021-22 Lenoir-Rhyne Men's Basketball Team High/Low Analysis All games

Page 1/4
as of Dec 16, 2021

Lenoir-Rhyne - Game Highs

| | | | |
|------------------------------|------|---------|-----------------------------------|
| POINTS | 94 | | vs Young Harris (N) (11/13/2021) |
| | 89 | | at Catawba (12/11/2021) |
| | 81 | | Lees-McRae (11/20/2021) |
| | 75 | | Wingate (11/17/2021) |
| | 74 | | Anderson (SC) (12/15/2021) |
| FIELD GOALS MADE | 37 | | vs Young Harris (N) (11/13/2021) |
| | 34 | | at Catawba (12/11/2021) |
| FIELD GOAL ATTEMPTS | 75 | | at Catawba (12/11/2021) |
| | 72 | | Lees-McRae (11/20/2021) |
| FIELD GOAL PERCENTAGE | .521 | (37-71) | vs Young Harris (N) (11/13/2021) |
| | .492 | (29-59) | Wingate (11/17/2021) |
| 3 PT FG MADE | 17 | | vs Young Harris (N) (11/13/2021) |
| | 11 | | Lees-McRae (11/20/2021) |
| 3 PT FG ATTEMPTS | 40 | | vs Young Harris (N) (11/13/2021) |
| | 31 | | at Coker (11/23/2021) |
| | 31 | | vs Emmanuel (GA) (N) (11/12/2021) |
| 3 PT FG PERCENTAGE | .425 | (17-40) | vs Young Harris (N) (11/13/2021) |
| | .407 | (11-27) | Lees-McRae (11/20/2021) |
| FREE THROWS MADE | 21 | | Anderson (SC) (12/15/2021) |
| | 12 | | vs Emmanuel (GA) (N) (11/12/2021) |
| FREE THROW ATTEMPTS | 23 | | Anderson (SC) (12/15/2021) |
| | 18 | | at Catawba (12/11/2021) |
| | 18 | | vs Emmanuel (GA) (N) (11/12/2021) |
| FREE THROW PERCENTAGE | .913 | (21-23) | Anderson (SC) (12/15/2021) |
| | .833 | (10-12) | Lees-McRae (11/20/2021) |
| | .833 | (5-6) | at Carson-Newman (12/01/2021) |
| REBOUNDS | 36 | | at Catawba (12/11/2021) |
| | 35 | | vs Young Harris (N) (11/13/2021) |
| ASSISTS | 21 | | vs Young Harris (N) (11/13/2021) |
| | 18 | | Lees-McRae (11/20/2021) |
| STEALS | 12 | | Wingate (11/17/2021) |
| | 11 | | Lees-McRae (11/20/2021) |
| BLOCKED SHOTS | 4 | | Anderson (SC) (12/15/2021) |
| | 4 | | at Carson-Newman (12/01/2021) |
| TURNOVERS | 15 | | vs Emmanuel (GA) (N) (11/12/2021) |
| | 14 | | Anderson (SC) (12/15/2021) |
| | 14 | | at Limestone (11/27/2021) |
| FOULS | 18 | | at Catawba (12/11/2021) |
| | 17 | | Anderson (SC) (12/15/2021) |
| | 17 | | Lees-McRae (11/20/2021) |



» 2021-22 MISCELLANEOUS STATS



2021-22 Lenoir-Rhyne Men's Basketball Team High/Low Analysis All games

Page 3/4
as of Dec 16, 2021

Lenoir-Rhyne - Game Lows

| | | | |
|------------------------------|------|---------|-----------------------------------|
| POINTS | 54 | | at Limestone (11/27/2021) |
| | 57 | | at Carson-Newman (12/01/2021) |
| | 65 | | vs Emmanuel (GA) (N) (11/12/2021) |
| | 67 | | at Coker (11/23/2021) |
| | 74 | | Anderson (SC) (12/15/2021) |
| FIELD GOALS MADE | 21 | | at Limestone (11/27/2021) |
| | 22 | | at Carson-Newman (12/01/2021) |
| | 22 | | vs Emmanuel (GA) (N) (11/12/2021) |
| FIELD GOAL ATTEMPTS | 54 | | at Coker (11/23/2021) |
| | 55 | | at Limestone (11/27/2021) |
| FIELD GOAL PERCENTAGE | .379 | (22-58) | at Carson-Newman (12/01/2021) |
| | .382 | (21-55) | at Limestone (11/27/2021) |
| 3 PT FG MADE | 5 | | at Limestone (11/27/2021) |
| | 7 | | Anderson (SC) (12/15/2021) |
| 3 PT FG ATTEMPTS | 19 | | at Limestone (11/27/2021) |
| | 21 | | Anderson (SC) (12/15/2021) |
| 3 PT FG PERCENTAGE | .263 | (5-19) | at Limestone (11/27/2021) |
| | .267 | (8-30) | Wingate (11/17/2021) |
| FREE THROWS MADE | 3 | | vs Young Harris (N) (11/13/2021) |
| | 5 | | at Carson-Newman (12/01/2021) |
| | 5 | | at Coker (11/23/2021) |
| FREE THROW ATTEMPTS | 6 | | at Carson-Newman (12/01/2021) |
| | 7 | | at Coker (11/23/2021) |
| FREE THROW PERCENTAGE | .375 | (3-8) | vs Young Harris (N) (11/13/2021) |
| | .500 | (7-14) | at Limestone (11/27/2021) |
| REBOUNDS | 23 | | at Coker (11/23/2021) |
| | 26 | | at Carson-Newman (12/01/2021) |
| ASSISTS | 10 | | at Limestone (11/27/2021) |
| | 11 | | Wingate (11/17/2021) |
| | 11 | | vs Emmanuel (GA) (N) (11/12/2021) |
| STEALS | 5 | | at Limestone (11/27/2021) |
| | 6 | | at Carson-Newman (12/01/2021) |
| | 6 | | at Coker (11/23/2021) |
| BLOCKED SHOTS | 0 | | at Catawba (12/11/2021) |
| | 1 | | at Limestone (11/27/2021) |
| TURNOVERS | 7 | | at Carson-Newman (12/01/2021) |
| | 8 | | Lees-McRae (11/20/2021) |
| | 8 | | vs Young Harris (N) (11/13/2021) |
| FOULS | 8 | | vs Young Harris (N) (11/13/2021) |
| | 10 | | at Coker (11/23/2021) |



» 2021-22 MISCELLANEOUS STATS



2021-22 Lenoir-Rhyne Men's Basketball Team High/Low Analysis All games

Page 2/4
as of Dec 16, 2021

Opponent - Game Highs

| | | | |
|------------------------------|------|---------|-----------------------------------|
| POINTS | 91 | | at Catawba (12/11/2021) |
| | 86 | | vs Young Harris (N) (11/13/2021) |
| | 84 | | Lees-McRae (11/20/2021) |
| | 80 | | vs Emmanuel (GA) (N) (11/12/2021) |
| | 77 | | Anderson (SC) (12/15/2021) |
| FIELD GOALS MADE | 33 | | at Catawba (12/11/2021) |
| | 33 | | vs Young Harris (N) (11/13/2021) |
| FIELD GOAL ATTEMPTS | 66 | | vs Young Harris (N) (11/13/2021) |
| | 62 | | at Catawba (12/11/2021) |
| FIELD GOAL PERCENTAGE | .536 | (30-56) | Anderson (SC) (12/15/2021) |
| | .532 | (33-62) | at Catawba (12/11/2021) |
| 3 PT FG MADE | 16 | | vs Young Harris (N) (11/13/2021) |
| | 14 | | vs Emmanuel (GA) (N) (11/12/2021) |
| 3 PT FG ATTEMPTS | 38 | | vs Young Harris (N) (11/13/2021) |
| | 30 | | at Limestone (11/27/2021) |
| | 30 | | at Coker (11/23/2021) |
| 3 PT FG PERCENTAGE | .538 | (14-26) | vs Emmanuel (GA) (N) (11/12/2021) |
| | .421 | (16-38) | vs Young Harris (N) (11/13/2021) |
| FREE THROWS MADE | 17 | | Wingate (11/17/2021) |
| | 16 | | at Catawba (12/11/2021) |
| FREE THROW ATTEMPTS | 26 | | at Catawba (12/11/2021) |
| | 22 | | Wingate (11/17/2021) |
| FREE THROW PERCENTAGE | .773 | (17-22) | Wingate (11/17/2021) |
| | .769 | (10-13) | at Carson-Newman (12/01/2021) |
| | .769 | (10-13) | vs Emmanuel (GA) (N) (11/12/2021) |
| REBOUNDS | 43 | | at Catawba (12/11/2021) |
| | 43 | | at Carson-Newman (12/01/2021) |
| ASSISTS | 25 | | vs Young Harris (N) (11/13/2021) |
| | 18 | | at Limestone (11/27/2021) |
| STEALS | 11 | | vs Emmanuel (GA) (N) (11/12/2021) |
| | 7 | | at Limestone (11/27/2021) |
| | 7 | | Lees-McRae (11/20/2021) |
| | 7 | | vs Young Harris (N) (11/13/2021) |
| BLOCKED SHOTS | 8 | | Lees-McRae (11/20/2021) |
| | 7 | | at Catawba (12/11/2021) |
| TURNOVERS | 17 | | Wingate (11/17/2021) |
| | 16 | | Lees-McRae (11/20/2021) |
| | 16 | | vs Emmanuel (GA) (N) (11/12/2021) |
| FOULS | 20 | | Anderson (SC) (12/15/2021) |
| | 16 | | vs Emmanuel (GA) (N) (11/12/2021) |



» 2021-22 MISCELLANEOUS STATS



2021-22 Lenoir-Rhyne Men's Basketball Team High/Low Analysis All games

Page 4/4
as of Dec 16, 2021

Opponent - Game Lows

| | | | |
|------------------------------|------|---------|-----------------------------------|
| POINTS | 64 | | at Coker (11/23/2021) |
| | 70 | | at Limestone (11/27/2021) |
| | 70 | | Wingate (11/17/2021) |
| | 72 | | at Carson-Newman (12/01/2021) |
| | 77 | | Anderson (SC) (12/15/2021) |
| FIELD GOALS MADE | 23 | | Wingate (11/17/2021) |
| | 24 | | at Coker (11/23/2021) |
| FIELD GOAL ATTEMPTS | 52 | | Wingate (11/17/2021) |
| | 55 | | at Coker (11/23/2021) |
| | 55 | | vs Emmanuel (GA) (N) (11/12/2021) |
| FIELD GOAL PERCENTAGE | .436 | (24-55) | at Coker (11/23/2021) |
| | .442 | (23-52) | Wingate (11/17/2021) |
| 3 PT FG MADE | 5 | | Anderson (SC) (12/15/2021) |
| | 7 | | Wingate (11/17/2021) |
| 3 PT FG ATTEMPTS | 18 | | Anderson (SC) (12/15/2021) |
| | 21 | | Wingate (11/17/2021) |
| 3 PT FG PERCENTAGE | .278 | (5-18) | Anderson (SC) (12/15/2021) |
| | .300 | (9-30) | at Limestone (11/27/2021) |
| FREE THROWS MADE | 4 | | vs Young Harris (N) (11/13/2021) |
| | 6 | | at Coker (11/23/2021) |
| FREE THROW ATTEMPTS | 8 | | at Coker (11/23/2021) |
| | 9 | | vs Young Harris (N) (11/13/2021) |
| FREE THROW PERCENTAGE | .444 | (4-9) | vs Young Harris (N) (11/13/2021) |
| | .615 | (16-26) | at Catawba (12/11/2021) |
| REBOUNDS | 34 | | Anderson (SC) (12/15/2021) |
| | 35 | | vs Emmanuel (GA) (N) (11/12/2021) |
| ASSISTS | 7 | | Wingate (11/17/2021) |
| | 14 | | Anderson (SC) (12/15/2021) |
| | 14 | | at Catawba (12/11/2021) |
| STEALS | 3 | | at Coker (11/23/2021) |
| | 4 | | at Carson-Newman (12/01/2021) |
| BLOCKED SHOTS | 0 | | Wingate (11/17/2021) |
| | 1 | | Anderson (SC) (12/15/2021) |
| | 1 | | vs Emmanuel (GA) (N) (11/12/2021) |
| TURNOVERS | 12 | | at Carson-Newman (12/01/2021) |
| | 12 | | at Limestone (11/27/2021) |
| FOULS | 9 | | at Carson-Newman (12/01/2021) |
| | 9 | | vs Young Harris (N) (11/13/2021) |



» 2021-22 MISCELLANEOUS STATS

| Statistic | National Rank | Conference Rank | Value | National Leader | Value | Conference Leader | Value |
|--|---------------|-----------------|-------|--------------------|-------|-------------------|-------|
| 3-pt Field Goal Attempts (297 ranked) | 57 | 6 | 252 | Northern St. | 376 | Lincoln Memorial | 339 |
| Assist Turnover Ratio (297 ranked) | 48 | 3 | 1.33 | Lake Superior St. | 2.39 | Lincoln Memorial | 1.45 |
| Assists Per Game (297 ranked) | 130 | 7 | 14.0 | Nova Southeastern | 25.2 | Lincoln Memorial | 20.4 |
| Blocked Shots Per Game (297 ranked) | 198 | 8 | 2.4 | Tex. A&M-Commerce | 6.9 | Carson-Newman | 4.3 |
| Defensive Rebounds per Game (297 ranked) | 259 | 11 | 23.33 | Lincoln Memorial | 33.40 | Lincoln Memorial | 33.40 |
| Fewest Fouls (297 ranked) | 51 | 1 | 126 | P.R.-Rio Piedras | 49 | Lenoir-Rhyne | 126 |
| Fewest Turnovers (297 ranked) | 34 | 1 | 95 | P.R.-Rio Piedras | 34 | Lenoir-Rhyne | 95 |
| Field-Goal Percentage (297 ranked) | 200 | 9 | 43.9 | Indiana (PA) | 53.6 | Lincoln Memorial | 50.1 |
| Field-Goal Percentage Defense (297 ranked) | 285 | 12 | 49.0 | Lubbock Christian | 35.9 | Carson-Newman | 40.3 |
| Free Throw Attempts (297 ranked) | 266 | 13 | 117 | Angelo St. | 292 | Queens (NC) | 270 |
| Free Throws Made (297 ranked) | 260 | 13 | 83 | Angelo St. | 206 | Queens (NC) | 176 |
| Free-Throw Percentage (297 ranked) | 138 | 5 | 70.9 | Truman | 84.7 | Wingate | 75.4 |
| Offensive Rebounds Per Game (297 ranked) | 286 | 13 | 7.00 | UNC Pembroke | 18.11 | Queens (NC) | 15.27 |
| Personal Fouls Per Game (297 ranked) | 27 | 1 | 14.0 | Hillsdale | 11.1 | Lenoir-Rhyne | 14.0 |
| Rebound Margin (297 ranked) | 290 | 13 | -8.2 | UC-Colo. Springs | 15.9 | Lincoln Memorial | 7.5 |
| Scoring Defense (297 ranked) | 227 | 9 | 77.1 | Fort Hays St. | 53.2 | Carson-Newman | 67.5 |
| Scoring Margin (297 ranked) | 234 | 10 | -4.2 | Augusta | 27.6 | Lincoln Memorial | 16.4 |
| Scoring Offense (297 ranked) | 194 | 11 | 72.9 | Nova Southeastern | 102.4 | Lincoln Memorial | 89.5 |
| Steals Per Game (297 ranked) | 72 | 3 | 8.0 | Nova Southeastern | 20.0 | Queens (NC) | 8.6 |
| Three Pt FG Defense (297 ranked) | 256 | 12 | 37.2 | Cal St. San Marcos | 25.2 | Lincoln Memorial | 29.3 |
| Three-Point Field Goals Per Game (297 ranked) | 48 | 2 | 9.4 | Young Harris | 13.4 | Lincoln Memorial | 12.8 |
| Three-Point Field-Goal Percentage (297 ranked) | 159 | 8 | 33.7 | Ferris St. | 45.0 | Carson-Newman | 38.1 |
| Total 3-point FGM (297 ranked) | 71 | 8 | 85 | Alabama Huntsville | 139 | Lincoln Memorial | 128 |
| Total Assists (297 ranked) | 141 | 9 | 126 | Alabama Huntsville | 218 | Lincoln Memorial | 204 |
| Total Blocks (297 ranked) | 198 | 8 | 22 | AUM | 66 | Carson-Newman | 47 |
| Total Rebounds (297 ranked) | 260 | 13 | 273 | MSU Moorhead | 536 | Wingate | 448 |
| Total Rebounds Per Game (296 ranked) | 288 | 13 | 30.33 | Florida Tech | 46.70 | Lincoln Memorial | 42.00 |
| Total Steals (297 ranked) | 85 | 6 | 72 | Nova Southeastern | 160 | Queens (NC) | 95 |
| Turnover Margin (294 ranked) | 27 | 2 | 4.1 | Nova Southeastern | 14.9 | Queens (NC) | 4.8 |
| Turnovers Forced (297 ranked) | 109 | 3 | 14.67 | Nova Southeastern | 29.62 | Limestone | 16.10 |
| Turnovers Per Game (297 ranked) | 23 | 1 | 10.6 | Hillsdale | 8.4 | Lenoir-Rhyne | 10.6 |
| Winning Streaks(DII&III) (0 ranked) | | | | | | | |
| Won-Lost Percentage (293 ranked) | 232 | 11 | 33.3 | 9 teams tied | 100.0 | Lincoln Memorial | 90.0 |

| Statistic | Player | National Rank | Conference Rank | Value | National Leader | Value | Conference Leader | Value |
|--|---|-------------------|-----------------|--------------|---|----------------|----------------------------------|--------|
| 3-pt Field Goal Attempts (246 ranked) | Kevin Kangu Jalen Johnson Nas Tyson | 192 210 210 | 19 21 51 | 52 | Trevor Hudgins, Northwest Mo. St. | 128 | Matthew Sells, Lincoln Memorial | 84 |
| Assist Turnover Ratio (249 ranked) | Jalen Johnson | 30 | 2 | 3.15 | Kaden Evans, Emporia St. | 6.00 | Chase Rankin, Lincoln Memorial | 3.95 |
| Assists Per Game (246 ranked) | Jalen Johnson | 76 | 6 | 4.6 | DaJuan Jones, Tex. Permian Basin | 8.3 | Chase Rankin, Lincoln Memorial | 7.5 |
| Blocked Shots Per Game (248 ranked) | T.J. Nesmith | 104 | 4 | 1.22 | Clashon Gaffney, Tex. A&M-Commerce | 4.43 | Bryant Thomas, Carson-Newman | 2.27 |
| Defensive Rebounds per Game (248 ranked) | | | | | Mekhii Noble, Florida Tech | 9.20 | Jordan Guest, Lincoln Memorial | 6.60 |
| Double Doubles (21 ranked) | | | | | Mekhii Noble, Florida Tech Andrew Sischo, Daemen | 9 9 | 4 players tied | 4 |
| Field-Goal Percentage (250 ranked) | | | | | Mario Lacy, Jr., Belmont Abbey | 75.4 | Joel Pettiford, UVA Wise | 69.1 |
| Free Throw Attempts (232 ranked) | | | | | Kelvin Jones, Emmanuel (GA) | 91 | Caleb Robinson, Catawba | 88 |
| Free Throws Made (241 ranked) | | | | | Tray Buchanan, Emporia St. | 80 | Caleb Robinson, Catawba | 53 |
| Free-Throw Percentage (249 ranked) | | | | | Stevie Strong, Newman Nicholas Lang, Mercyhurst | 100.0 100.0 | Kadyn Dawkins, Mars Hill | 89.6 |
| Minutes Per Game (150 ranked) | | | | | Darius Kinnel, Jefferson | 39.37 | Quin Nottingham, Anderson (SC) | 34.37 |
| Offensive Rebounds Per Game (248 ranked) | | | | | Andrew Sischo, Daemen | 5.00 | Quandaveon McCollum, Newberry | 3.80 |
| Points Per Game (247 ranked) | | | | | Tray Buchanan, Emporia St. | 27.2 | Caleb Robinson, Catawba | 22.0 |
| Rebounds Per Game (247 ranked) | | | | | Andrew Sischo, Daemen | 13.3 | Gavin Rains, Queens (NC) | 8.3 |
| Steals Per Game (234 ranked) | Jalen Johnson Kevin Kangu | 81 175 | 2 6 | 2.00 1.67 | Nick Smith, Nova Southeastern | 4.25 | Tripp Davis, Carson-Newman | 2.73 |
| Three-Point Field Goals Per Game (237 ranked) | Jalen Johnson Kevin Kangu | 99 211 | 4 12 | 2.56 2.11 | Trevor Hudgins, Northwest Mo. St. | 5.00 | Matthew Sells, Lincoln Memorial | 3.20 |
| Three-Point Field-Goal Percentage (118 ranked) | Jalen Johnson | 35 | 3 | 45.1 | Jaxon Gunville, Minot St. | 62.5 | Mekell Burries, Lincoln Memorial | 48.1 |
| Total 3-point FGM (208 ranked) | Jalen Johnson Kevin Kangu | 110 208 | 8 14 | 23 19 | Trevor Hudgins, Northwest Mo. St. | 55 | Sean Elmore, Wingate | 33 |
| Total Assists (240 ranked) | Jalen Johnson | 84 | 7 | 41 | Max Cody, Minot St. | 87 | Chase Rankin, Lincoln Memorial | 75 |
| Total Blocks (202 ranked) | T.J. Nesmith | 107 | 4 | 11 | Majur Majak, New Haven | 35 | Bryant Thomas, Carson-Newman | 25 |
| Total Field Goal Attempts (250 ranked) | | | | | Wayne Arnold, CUI | 198 | Jarren Cottingham, Wingate | 146 |
| Total Field Goals Made (248 ranked) | | | | | Jayden Hibbitt, West Va. Wesleyan | 98 | Caleb Robinson, Catawba | 81 |
| Total Minutes (150 ranked) | | | | | Will Eames, Missouri Western | 424:41 | Donell Nixon, Wingate | 371:34 |
| Total Points (247 ranked) | | | | | Tray Buchanan, Emporia St. | 272 | Caleb Robinson, Catawba | 220 |
| Total Rebounds (240 ranked) | | | | | Andrew Sischo, Daemen | 133 | Bryant Thomas, Carson-Newman | 90 |
| Total Steals (220 ranked) | Jalen Johnson Kevin Kangu | 85 187 | 4 9 | 18 15 | Nick Smith, Nova Southeastern | 34 | Tripp Davis, Carson-Newman | 30 |