



LR MATCHUP



» 2021-22 SCHEDULE

Date	Opponent	Time/Result
O. 30	at Tennessee^	L, 62-103
N. 12	vs. Emmanuel%	L, 65-80
N. 13	vs. Young Harris%	W, 94-86
N. 17	Wingate*	W, 75-70
N. 20	Lees-McRae	L, 81-84
N. 23	at Coker*	W, 67-64
N. 27	at Limestone*	L, 54-70
D. 1	at Carson-Newman*	L, 57-72
D. 4	at East Tennessee St.^	L, 66-90
D. 11	at Catawba*	L, 89-91 (OT)
D. 15	Anderson*	7:30 p.m.
D. 18	Tusculum*	4 p.m.
D. 20	Newberry*	4 p.m.
J. 1	Lincoln Memorial*	TBA
J. 5	at Queens*	7:30 p.m.
J. 8	at Lincoln Memorial*	4 p.m.
J. 12	UVA Wise*	7:30 p.m.
J. 15	Carson-Newman*	4 p.m.
J. 19	at Wingate*	7:30 p.m.
J. 22	Coker*	4 p.m.
J. 26	at Mars Hill*	7:30 p.m.
J. 29	at Tusculum*	4 p.m.
F. 5	Limestone*	4 p.m.
F. 9	Catawba*	7:30 p.m.
F. 12	at Anderson*	4 p.m.
F. 16	at UVA Wise*	7:30 p.m.
F. 19	Mars Hill*	4 p.m.
F. 23	Queens*	7:30 p.m.
F. 26	at Newberry*	4 p.m.

Home games in **RED**

^ Exhibition games

% SAC/Peach Belt/ConfCarolinas Crossover

*SAC game

ANDERSON TROJANS (5-5, 3-5 SAC) VS. LENOIR-RHYNE BEARS (3-5, 2-3 SAC)

DEC. 15 | SHUFORD GYM | HICKORY, N.C. | 7:30 P.M.

» THE COACHES

Anderson:
Jeff Brookman
Career Record: 75-98 (7th season)
Record at AU: 75-98 (7th season)

Lenoir-Rhyne:
Everick Sullivan
Career Record: 175-96 (10th year)
Record at Lenoir-Rhyne: 68-70 (6th year)

» BROADCAST INFORMATION

Web: lrbeats.com/watch
Announcers: Eric Bach/Blake Simmons
Broadcast start time: 7:15 PM

All Lenoir-Rhyne home basketball games will be streamed on lrbeats.com/watch with the postgame being uploaded to YouTube and lrbeats.com. All broadcasts go live 15 minutes prior to the scheduled tip time.

» THE SERIES

Overall: Anderson leads, 13-9
Current streak: L1
In Hickory: 6-5
In Anderson: 2-8
Neutral sites: 1-0
Last matchup: Anderson 80, LR 79 (2/13/21)
First matchup: LR 83, Anderson 60 (11/17/06)
Largest margin of victory: 23, 83-60 (11/17/06)
Smallest margin of victory: 1, 74-73 (11/23/12)

» THE VENUE

Arena: Shuford Memorial Gymnasium
Address: 625 7th Ave NE.
Hickory, N.C. 28601
Location: Hickory, N.C.
Capacity: 3,200
Built: 1975

» TEAM STAT COMPARISON



77.0	45.4	35.9	81.0	44.3	34.2	34.9	10.8	0.7	5.8	15.0
POINTS	FG %	3PT %	SCORING DEFENSE	FG % DEFENSE	3PT % DEFENSE	REB.	ASSISTS	BLOCKS	STEALS	TO
72.8	44.2	33.8	77.1	48.5	38.0	30.4	14.3	2.3	8.1	10.1

» WEBCAST/RADIO ROSTER




Damion Medwinter
#0 | 6'4" | F | R-So.



Malik LeGania
#1 | 6'5" | G | Jr.



Salle Wilson
#2 | 6'4" | F | Fr.



Marcus Metcalf
#3 | 6'0" | G | R-So.



PJ Joseph
#4 | 6'8" | F | R-Fr.



Jalen Johnson
#5 | 5'11" | G | R-So.



Percy Fyle
#10 | 6'8" | C | So.




Tim Steele
#11 | 6'5" | F | So.



Tyson McClain
#12 | 5'11" | G | R-Sr.




Elijah Shabazz
#13 | 6'5" | G/F | Jr.



Marcus Owens Castrillo
#14 | 6'5" | F | R-So.



Kevin Kangu
#15 | 6'4" | G | Sr.



Colby Beeker
#20 | 6'2" | G | Jr.




TJ Nesmith
#21 | 6'9" | F | Jr.



Nas Tyson
#23 | 6'1" | G | So.



Cooper Fowler
#33 | 6'11" | C | Jr.



Everick Sullivan
Head Coach



Trey Johnson
Assistant Coach



Riley McGillan
Assistant Coach

» NUMERICAL ROSTER

#	Name	Ht.	Wt.	Pos	CL	Hometown
0	Damion Medwinter	6-4	200	F	R-So.	Trumbull, Conn.
1	Malik LeGania	6-5	180	G	Jr.	New Orleans, La.
2	Salle Wilson	6-4	200	F	So.	Baton Rouge, La.
3	Marcus Metcalf	6-0	185	G	R-So.	Goldsboro, N.C.
4	PJ Joseph	6-8	225	F	R-Fr.	Brooklyn, N.Y.
5	Jalen Johnson	5-11	185	G	R-So.	Durham, N.C.
10	Percy Fyle	6-8	200	C	So.	Charlotte, N.C.
11	Tim Steele	6-5	250	F	So.	Conway, S.C.
12	Tyson McClain	5-11	170	G	R-JS.	Spartanburg, S.C.
13	Elijah Shabazz	6-5	215	G/F	Jr.	Raligh, N.C.
14	Marcus Owens Castrillo	6-5	190	F	R-So.	Punta Del Este, Uruguay
15	Kevin Kangu	6-4	185	G	Sr.	Burlington, Canada
20	Colby Beeker	6-2	220	G	Jr.	Durham, N.C.
21	TJ Nesmith	6-9	220	F	Jr.	Burlington, N.C.
23	Nas Tyson	6-1	200	G	Jr.	Wingate, N.C.
33	Cooper Fowler	6-11	275	C	Jr.	Greenville, S.C.

Head Coach: Everick Sullivan; Sixth Season at Lenoir-Rhyne

Assistant Coach: Trey Johnson

Assistant Coach: Riley McGillan

Pronunciations: #1 Le-gone-yuh - #2 Sal - #13 Shu-bah-zz - #14 Cas-tree-o - #15 Kang-goo - #21 Knee-smith





» LENOIR-RHYNE NOTES

SEASON 101

» This is the 101st season of Lenoir-Rhyne men's basketball. The historic program began competition in 1919 but was shut down for two seasons due to World War II. The Bears have won 19 regular season championships and 12 conference tournaments in their history.

» 63 of the first 100 seasons have been winning seasons for the Bears. Last year, the Bears went 9-7 and made it to the SAC Tournament semifinals before falling to Queens.

HISTORIC WIN

» In a 94-86 win over Young Harris, the program notched the 1,400th win in program history.

» Only 29 other NCAA Division II programs have reached that accolade in their history.

PRESEASON EXPECTATIONS

» After losing 80% of their scoring from last season, the Bears had to completely reshape its roster. LR was picked 9th in the preseason SAC poll, and the Bears brought in five new transfers for the 2021-22 season.

» Lenoir-Rhyne will have to replace double-digit scorers in Darius Simmons (18.6 ppg) and R.J. Gunn (16.6 ppg). Both players graduated after the 2020-21 season and were 1,000 point scorers in their four seasons with the Bears. LR also lost last season's SAC Defensive Player of the Year Davion Bradford to graduation.

CLOSE LOSS

» Lenoir-Rhyne erased a 13 point deficit with 9:51 to play against Catawba on Saturday and forced overtime but the Bears would fall to the Indians 91-89.

» TJ Nesmith scored a career-high 21 points in the game and was one of five players in double figures.

» This was the third game this season that has been decided by three points or less for LR.

» Salle Wilson also scored a career-high in the game, pouring in 18 points.

» The game ended a four game road swing for the Bears which saw them come 1-3.

TAKING CARE OF THE ROCK

» LR only turned the ball over nine times in 45 minutes at Catawba and rank 21st in the nation in fewest turnovers.

» The Bears give the ball away just 81 times and the 10.1 turnovers per game ranks LR 17th in all of Division II.

» Against Catawba, LR turned the ball over less than 10 times for the fourth time this season. The season-low of seven giveaways came on Dec. 1 at Carson-Newman.

FEW FOULS

» LR also doesn't foul much. The Bears rank 31st in the nation in fewest fouls with just 109.

» That number represents the fewest fouls by any team in the South Atlantic Conference.

» LENOIR-RHYNE BY THE NUMBERS

Seasons of Men's Basketball	101
Winning seasons	63
Losing seasons	34
.500 seasons	3
Most consecutive winning seasons	16
Most consecutive losing seasons	6
Wins in a season	26 (1962-63)
Longest winning streak	24 (1956-57)
Regular Season Championships	19 (last in 2008-09)
Conf. Tournament Championships	12 (last in 2003)
Longest home winning streak	25 (1955-58)
All-time games played	2,540
All-time record	1,402-1,138
All-time SAC record	295-230
1,000 point scorers	55
20+ win seasons	20 (last in 2018-19)
LR 100-point games	83 (last in 2019-20)
All-Americans	8 (last in 2015)
All-Conference players	83 (last in 2020-21)
SAC Players of the Year	5 (last in 2015-16)
SAC Defensive Players of the Year	1 (last in 2019-20)
SAC Freshmen of the Year	4 (last in 2005-06)
NCAA Tournament appearances	7 (last in 2019)
NCAA Tournament record	3-7
Highest national ranking	11
Weeks in national rankings	15
Most consecutive weeks in national poll	5
Games played at Shuford Gym	740
Total seasons at Shuford Gym	66
Winning seasons at Shuford Gym	51
Losing seasons at Shuford Gym	10
Undefeated seasons at Shuford Gym	3
.500 seasons at Shuford Gym	4
Longest home winning streak	25 (1955-58)
Most home wins in a season	14 (1966-67)
Most home losses in a season	10 (2010-11)
Most home wins in a two-year span	24 (1965-67)
Most home wins in a three-year span	35 (1964-67)

» LAST 10 GAMES VS. ANDERSON (2-8)

Date	Location	Result	Leading LR Scorer
2-20-16	Anderson, S.C.	L, 70-78	Keenan Palmore, 13
1-8-17	Anderson, S.C.	W, 94-85	Darrian Evans, 32
2-18-17	Hickory, N.C.	L, 78-88	Jalen Variste, 22
12-2-17	Hickory, N.C.	W, 80-73	Cory Thomas, 19
1-20-18	Anderson, S.C.	L, 65-75	Djibril Diallo, 22
12-15-18	Anderson, S.C.	L, 69-74	Djibril Diallo, 16
2-9-19	Hickory, N.C.	L, 70-71	Djibril Diallo, 23
12-14-19	Anderson, S.C.	L, 79-87	R.J. Gunn, 21
2-8-20	Hickory, N.C.	W, 89-85	Darius Simmons, 33
2-13-21	Hickory, N.C.	L, 79-80	Darius Simmons, 16

» MILESTONE WINS

Win #1 (1919-20)	Lenoir-Rhyne 16, Hickory Town 4
Win #100 (1932-33)	Lenoir-Rhyne 34, Catawba 32
Win #200 (1944-45)	Lenoir-Rhyne 37, Shelby YMCA 23
Win #300 (1952-53)	Lenoir-Rhyne 77, Guilford 69
Win #400 (1957-58)	Lenoir-Rhyne 71, High Point 66
Win #500 (1962-63)	Lenoir-Rhyne 96, Guilford 48
Win #600 (1967-68)	Lenoir-Rhyne 85, Guilford 79
Win #700 (1973-74)	Lenoir-Rhyne 78, Elon 68
Win #800 (1980-81)	Lenoir-Rhyne 79, Wingate 78
Win #900 (1987-88)	Lenoir-Rhyne 75, Atl. Christian 65
Win #1,000 (1992-93)	Lenoir-Rhyne 85, Okla. City 67
Win #1,100 (2000-01)	Lenoir-Rhyne 67, Carson-Newman 62
Win #1,200 (2006-07)	Lenoir-Rhyne 63, Lincoln Memorial 55
Win #1,300 (2013-14)	Lenoir-Rhyne 77, Coker 68
Win #1,400 (11-13-21)	Lenoir-Rhyne 94, Young Harris 86



» LENOIR-RHYNE NOTES (CONTINUED)

REBOUNDING STRUGGLES

- » Coming into the game with Anderson, Lenoir-Rhyne ranks 272nd out of 292 Division II teams in total rebounds with 242.
- » LR's 30.25 rebounds per game places them 288th in Division II.

NEED TO GET STOPS

- » On the defensive end, Lenoir-Rhyne is allowing opponents to shoot 48.5 percent from the floor, a number that ranks 274th in the nation.
- » Additionally, the Bears allow opponents to shoot 38.0 percent from long range which places them 267th in DII.

GET TO THE CHARITY STRIPE

- » The Bears have only gotten to the free throw line 94 times in their first eight games and have made 62 of those attempts to rank 288th and 286th respectively.
- » LR is 11th out of 13 SAC teams in free throw percentage, hitting just 66.0 percent of their free throws.

NESMITH IMPROVING

- » In his first season at Lenoir-Rhyne, junior TJ Nesmith has seen his role and production expand over the past couple of games.
- » The 6-9, 220 pounder from Burlington, N.C. has averaged 19.5 points per game over his past two contests and gone a perfect 10-for-10 from the line while shooting 16-of-19 from the field.
- » Nesmith has added 5.0 rebounds per game

over the two game stretch and added three blocks and a pair of steals.

- » All of this production has come in just 25.0 minutes per game.

CHASING 300

- » Lenoir-Rhyne enters the game with 295 all-time wins in South Atlantic Conference play. That number ranks as the most in SAC history, over 10 wins ahead of the second place team since the SAC was formed in 1989-90.

STARTS WITH THE PG

- » Lenoir-Rhyne's lack of turnovers start at the PG position with Jalen Johnson.
- » The sophomore ranks 26th in the nation in assist turnover ratio at 3.45.
- » On the season, Johnson has 38 assists to just 11 turnovers and finished the Catawba game with seven assists and one turnover.
- » Over his past five games, Johnson has only turned the ball over four times.

LEAGUE LEADERS

- » The Bears are second in SAC history with eight regular season conference championships, one behind Lincoln Memorial, who just won its 9th regular season title last season. Catawba has six and Wingate has five.

» PROJECTED STARTING FIVE

	Player	PPG	RPG	APG	FG%	3PT%	FT%	MIN
5	Jalen Johnson	14.3	3.0	4.3	45.2	42.6	85.7	29.1
15	Kevin Kangu	13.0	2.3	1.5	42.5	41.3	84.6	31.1
23	Nas Tyson	9.1	3.5	2.0	42.0	29.8	50.0	27.0
2	Salle Wilson	7.0	1.5	0.8	48.0	25.0	80.0	18.8
33	Cooper Fowler	3.8	2.0	0.7	42.9	37.5	0	12.3

» NCAA DII TOP 25 (NABC)

School	Record	Last
1 Lubbock Christian (14)	7-0	1
2 NW Missouri State (2)	8-1	2
3 Mercyhurst	7-0	3
4 West Texas A&M	10-1	5
5 Nova Southeastern	5-0	6
6 Indiana (PA)	7-0	7
7 Chico State	7-0	8
8 Augusta	7-0	10
9 Queens (N.C.)	7-1	4
10 West Liberty	7-1	14
11 Lincoln Memorial	7-1	15
12 Barry	7-0	22
13 Cal State San Bernardino	7-1	11
14 Dominican (NY)	8-0	24
15 Hillsdale	6-1	16
16 Embry-Riddle	9-1	18
17 Fairmont State	6-1	9
18 Angelo State	7-1	12
19 Truman State	6-2	20
20 Ferris State	7-1	23
21 Union	8-0	NR
22 Minnesota Duluth	9-0	NR
23 Cal State San Marcos	7-0	NR
24 Grand Valley State	6-1	13
25 Minnesota State	7-1	17

Others receiving votes: Upper Iowa 35, Augustana (S.D.) 24, Georgia College 12, Cal Poly Pomona 11, Emmanuel (Ga.) 10, Flagler (Fla.) 9, Stonehill (Mass.) 8, Biola (Calif.) 7, Columbus State (Ga.) 7, UCCS (Colo.) 7,

» NCAA DII TOP 25 (D2SIDA)

School	Record	Last
1. Lubbock Christian (6)	4-0	3
2. NW Missouri State (7)	4-1	2
3. Indiana (Pa.) (1)	4-0	5
4. West Liberty	4-0	6
5. Queens (N.C.)	4-0	7
6. Embry-Riddle	6-0	11
7. West Texas A&M	5-1	1
8. Truman State	4-0	8
9. Ferris State	4-0	RV
10. Nova Southeastern (1)	2-0	10
11. Augustana	4-0	20
12. Chico State	3-0	19
13. Mercyhurst	4-0	15
14. Hillsdale	3-1	4
15. Bentley	2-0	T25
16. UNC Pembroke	4-0	RV
17. Southern Indiana	1-0	16
18. Fairmont State	4-0	21
19. CSU San Bernardino	4-0	25
20. Lincoln Memorial	4-0	13
21. Dominican (N.Y.)	4-0	RV
T22. Cal Poly Pomona	4-0	RV
T22. Point Loma	2-2	9
24. Oklahoma Baptist	2-1	17
25. UC Colorado Spring	3-0	NR

Others receiving votes: Union - 35; DBU - 33; Valdosta State - 25; CSU San Marcos - 21; Minnesota State - 18; St. Thomas Aquinas - 9; Barry - 5.



BACK IN THE SHU

» For just the third time this season, Lenoir-Rhyne will play a home game. The Bears are 1-1 so far inside Shuford Gym with an impressive win over Wingate on their resume.

» LR hasn't played in Hickory since an 84-81 setback to Lees-McRae back on Saturday, November 20.

NEAR MISS

» The Bears missed a chance to improve to 3-0 in league play for the first time since the 2007-08 season with a loss to Limestone.

» The Bears started 12-0 in league play that season before dropping their last two contests.

FEW CONFERENCE GAMES

» At this point of the season, Lenoir-Rhyne has only played five conference games, by far the fewest in the league.

» Lincoln Memorial is the only team with six league games and nine others have played seven.

» Anderson and Catawba have already played eight league contests.

» CURRENT STREAKS

Overall	Lost 3
vs. unranked teams	Lost 3
vs. ranked teams	Lost 1
Home	Lost 1
Home vs. SAC	Won 1
Home vs. non-conference	Lost 3
Road	Lost 3
Road vs. SAC	Lost 3
Road vs. non-conference	Won 8

CONSECUTIVE GAMES WITH 3-POINT FIELD GOAL

Kevin Kangu	2
Jalen Johnson	2
Cooper Fowler	2
Salle Wilson	1
TJ Nesmith	1

CONSECUTIVE GAMES STARTED

Salle Wilson	4
Kevin Kangu	3
Nas Tyson	3
Jalen Johnson	1
TJ Nesmith	1

GAMES PLAYED	2021-22	CAREER
Kevin Kangu	8	71
Tyson McClain	8	57
Malik LeGania	7	56
Cooper Fowler	8	48
Elijah Shabazz	6	24
Tim Steele	8	24
Jalen Johnson	8	21
Nas Tyson	8	21
PJ Joseph	7	20
Salle Wilson	8	12
Damion Medwinter	6	11
TJ Nesmith	7	7
Marcus Metcalf	1	4
Percy Fyle	0	3
Marcus Owens-Castrillo	0	0
Colby Beeker	0	0

» LENOIR-RHYNE RECORD WHEN...

Playing at home	1-1
Playing on the road	1-3
Playing at a neutral site	1-1
Playing vs. the SAC	2-3
Leads at halftime	3-1
Trails at halftime	0-4
Tied at halftime	0-0
Plays an overtime game	0-0
Shoots 50% or better	1-0
Shoots less than 50%	2-5
Opponent shoots better than 50%	1-4
Opponent shoots 50% or less	2-0
Shoots better than opponent	3-0
Shoots worse than opponent	0-5
Shoots the same as opponent	0-0
Has more FTs made than opponent	0-1
Has less FTs made than opponent	3-4
Outrebounds opponent	0-0
is outrebounded	3-5
Has equal rebounds	0-0
Has more TOs than opponent	0-2
Has equal or less TOs than opponent	3-3
Scores more/equal bench points	2-1
Scores less bench points	1-4
Plays a ranked opponent	0-0
Makes 5+ 3-point shots	3-5
No LR player fouls out	3-5
Has 15+ assists	1-2
Wears white uniforms	2-1
Wears black uniforms	1-4
Plays in November	3-3
Plays in December	0-2
Plays in January	0-0
Plays in February	0-0
Plays in March	0-0
Plays during the day (before 6 p.m.)	0-3
Plays at night	3-2
Plays on Sunday	0-0
Plays on Monday	0-0
Plays on Tuesday	1-0
Plays on Wednesday	1-1
Plays on Thursday	0-0
Plays on Friday	0-1
Plays on Saturday	1-3
Margin is 5 pts. or less	2-2
Margin is 6-10 points	1-0
Margin is 11-20 points	0-3
Has a 20-point scorer	1-1
Has a 30-point scorer	1-0
Scores 59 points or less	0-2
Scorers 60-69 points	1-1
Scores 70-79 points	1-0
Scores 80-89 points	0-2
Scores 90+ points	1-0

» RECORD VS. CONF OPPONENTS IN SAC ERA (1989-CURRENT)

TEAM	OVERALL	CONF.	HOME	AWAY	NEUTRAL
Anderson	9-13	8-13	6-5	2-8	1-0
Carson-Newman	37-33	34-30	24-8	11-23	2-2
Catawba	38-35	37-28	23-11	15-20	0-4
Coker	13-3	13-3	7-0	6-3	0-0
Limestone	7-3	0-1	2-0	1-2	4-1
Lincoln Memorial	10-23	8-21	7-10	3-13	0-0
Mars Hill	50-19	47-17	28-5	20-12	2-2
Newberry	34-23	28-18	22-6	11-16	1-1
Queens	11-19	5-11	5-7	4-11	2-1
Tusculum	29-19	27-16	17-5	12-13	0-1
UVA Wise	3-1	3-1	1-1	2-0	0-0
Wingate	43-30	36-28	25-11	14-17	4-2



» THE LAST TIME LENOIR-RHYNE... | TEAM

Defeated a ranked opponent	vs. #12/15 Queens	W, 71-66	Jan. 18, 2021
Played a ranked opponent	at #17/18 Queens	L, 67-88	Mar. 4, 2021
Played as a ranked team	#17 LR vs. #23 Queens	L, 69-76	Nov. 28, 2018
Lost as a ranked team	#17 LR vs. #23 Queens	L, 69-76	Nov. 28, 2018
Won as a ranked team	#23 LR vs. Limestone	W, 76-75	Nov. 24, 2018
Scored 100 points in a game	vs. Mars Hill	W, 107-98	Feb. 26, 2020
Scored 100 points away from home	at Clayton State	W, 103-99	Nov. 20, 2019
Allowed 100 points in a game	at Queens	L, 96-106	Mar. 4, 2020
Allowed 100 points in a home game	vs. Queens	L, 102-105	Jan. 13, 2016
Won an overtime game	at Southern Wesleyan	W, 93-87	Nov. 13, 2019
Lost an overtime game	at Catawba	L, 89-91	Dec. 11, 2021
Won by 30-39 points	at UVA Wise	W, 98-63	Jan. 13, 2021
Won by 40-49 points	vs. UNC Pembroke	W, 97-55	Dec. 20, 2002
Lost by 30-39 points	at King	L, 49-80	Dec. 19, 2017
Lost by 40-49 points	at Lincoln Memorial	L, 59-103	Jan. 27, 2018
Scored less than 50 points	at King	L, 49-80	Dec. 19, 2017
Allowed less than 50 points	vs. Coker	W, 46-45	Feb. 4, 2014
Made fewer than 20 field goals	at Queens	19	Mar. 4, 2021
Made 40-49 field goals	at UVA Wise	40	Jan. 13, 2021
Allowed fewer than 20 field goals	vs. Southern Wesleyan	13	Nov. 13, 2018
Allowed 40-49 field goals	vs. Lincoln Memorial	40	Jan. 27, 2018
Shot over 50 percent from the field	vs. Young Harris	.521 (37-71)	Nov. 13, 2021
Shot over 60 percent from the field	vs. Queens	.635 (33-52)	Mar. 9, 2019
Shot less than 30 percent from the field	at Carson-Newman	.294 (20-68)	Jan. 16, 2021
Opponent shot over 50 percent from field	at Catawba	.532 (33-62)	Dec. 11, 2021
Opponent shot over 60 percent from field	at Queens	.614 (35-57)	Jan. 2, 2021
Opponent shot less than 30 percent	vs. Southern Wesleyan	.265 (13-49)	Nov. 13, 2018
Made 0 3-point field goals	vs. Lincoln Memorial	0-9	Jan. 3, 2015
Allowed 0 3-point field goals	at Tusculum	0-7	Jan. 23, 2013
Made 15+ 3-pointers	vs. Young Harris	17	Nov. 13, 2020
Allowed 15+ 3-pointers	vs. Young Harris	16	Nov. 13, 2017
Shot over 50 percent from three	vs. Mars Hill	.519 (14-27)	Feb. 26, 2020
Opponent shot over 50 percent from three	at Queens	.500 (8-16)	Dec. 2, 2021
Made less than 5 free throws	vs. Young Harris	3	Nov. 13, 2021
Made 30-39 free throws	at Queens	30	Feb. 24, 2016
Shot over 90 percent from free throw line	vs. Mars Hill	.900 (9-10)	Feb. 15, 2021
Had 40-49 rebounds	at UVA Wise	43	Jan. 13, 2021
Had 50+ rebounds	vs. Coker	50	Feb. 8, 2017
Allowed 40-49 rebounds	at Catawba	43	Dec. 11, 2021
Allowed 50+ rebounds	at Queens	50	Mar. 4, 2021
Had 10+ blocks	vs. Mars Hill	11	Jan. 12, 2019

» SHUFORD GYMNASIUM HISTORY

Games	739
Longest winning streak	25
Total seasons	65
Winning seasons	51
.500 seasons	4
Losing seasons	10
Undeclared seasons	3
Most home wins in a season	14 (1966-67)
Most home losses in a season	10 (2010-11)
Most home wins in a two-year span	24 (1964-65)
Most home wins in a three-year span	35 (1964-67)

Season	W	L	Pct.
1956-57	6	0	1.000
1957-58	10	1	.909
1958-59	8	3	.727
1959-60	10	2	.833
1960-61	12	0	1.000
1961-62	9	3	.750
1962-63	13	1	.929
1963-64	9	5	.643
1964-65	11	1	.917
1965-66	10	3	.769
1966-67	14	1	.933
1967-68	8	3	.727
1968-69	11	3	.786
1969-70	11	2	.846
1970-71	9	1	.900
1971-72	10	2	.833
1972-73	12	0	1.000
1973-74	7	6	.538
1974-75	5	6	.455
1975-76	8	4	.667
1976-77	6	5	.545
1977-78	1	2	.333
1978-79	6	4	.600
1979-80	6	5	.545
1980-81	8	3	.727
1981-82	10	1	.909
1982-83	4	7	.364
1983-84	9	3	.750
1984-85	10	2	.833
1985-86	6	6	.500
1986-87	6	8	.429
1987-88	6	7	.462
1988-89	9	3	.750
1989-90	12	1	.923
1990-91	9	2	.818
1991-92	8	3	.727
1992-93	8	2	.800
1993-94	9	2	.818
1994-95	7	3	.700
1995-96	9	1	.900
1996-97	6	4	.600
1997-98	8	2	.800
1998-99	3	4	.429
1999-00	3	6	.333
2000-01	6	2	.750
2001-02	6	3	.667
2002-03	11	2	.846
2003-04	4	4	.500
2004-05	9	2	.818
2005-06	12	1	.923
2006-07	9	2	.818
2007-08	11	2	.846
2008-09	10	3	.769
2009-10	5	5	.500
2010-11	3	10	.231
2011-12	5	5	.500
2012-13	9	2	.818
2013-14	10	2	.833
2014-15	3	8	.273
2015-16	10	3	.769
2016-17	6	8	.429
2017-18	8	5	.615
2018-19	10	4	.714
2019-20	7	5	.582
2020-21	5	2	.714
2021-22	1	0	1.000
Total	531	208	.718



» THE LAST TIME LENOIR-RHYNE... | INDIVIDUAL

Scored 40+ points	Will Perry (vs. Lincoln Memorial)	41	Dec. 2, 2015
Opponent scored 40+ points	Courvoisier McCauley (LMU)	44	Dec. 18, 2019
Scored 30-39 points	Jalen Johnson (vs. Young Harris)	34	Nov. 13, 2021
Opponent scored 30-39 points	Karl Chavis (Young Harris)	32	Nov. 13, 2020
Scored 20-29 points	TJ Nesmith (at Catawba)	21	Dec. 11, 2021
Opponent scored 20-29 points	Jarren Cottingham (Wingate)	24	Nov. 17, 2021
Three players scoring at least 20 points	RJ Gunn (21), Darius Simmons (21), Mason Hawks (20) at Queens		Mar. 4, 2020
Three opposing players scoring at least 20	Daniel Carr (28), Kenny Dye (22), Van Turner Jr. (20) Queens		Mar. 4, 2020
Five players scoring double figures	Nesmith (21), Wilson (18), Johnson (17), Kangu (15), LeGania (10) at Catawba		Dec. 11, 2021
Six players scoring double figures	Hawks (16), Gunn (16), Simmons (15), Fields (13), Fowler (12), Bradford (10) vs. Wingate		Jan. 20, 2021
Made 10+ field goals	Jalen Johnson (vs. Young Harris)	12	Nov. 13, 2021
Opponent made 10+ field goals	Karl Chavis (Young Harris)	13	Nov. 13, 2020
Had 25+ field goal attempts	R.J. Gunn (at Clayton State)	26	Nov. 20, 2019
Opponent had 25+ field goal attempts	Courvoisier McCauley (LMU)	25	Dec. 18, 2019
Didn't miss a shot (min. 5 att.)	Malik LeGania (at Coker)	6-6	Nov. 23, 2021
Opponent didn't miss a shot (min. 5 att.)	Lewis Diankulu (Queens)	8-8	Nov. 28, 2018
Made 7+ 3-pointers	Jalen Johnson (vs. Young Harris)	8	Nov. 13, 2021
Opponent made 7+ 3-pointers	Courvoisier McCauley (LMU)	8	Dec. 18, 2019
Attempted 15+ 3-pointers	Will Perry (at Catawba)	15	Feb. 3, 2016
Opponent attempted 15+ 3-pointers	James Stepp (Newberry)	19	Jan. 4, 2017
Made 10+ free throws	Darius Simmons (vs. Anderson)	10	Feb. 13, 2021
Opponent made 10+ free throws	Van Turner Jr. (Queens)	11	Mar. 4, 2020
Didn't miss a free throw (min. 10 att.)	Darius Simmons (vs. Anderson)	10-10	Feb. 13, 2021
Opponent didn't miss FT (min. 10 att.)	Jordan McElveen (Catawba)	12-12	Feb. 27, 2019
Recorded 15+ rebounds	Bertrand Awana (at Belmont Abbey)	15	Dec. 19, 2018
Opponent recorded 15+ rebounds	Karl Chavis (Young Harris)	15	Nov. 13, 2021
Recorded 20+ rebounds	Jacques Chambers (vs. Carson-Newman)	20	Dec. 17, 2016
Double-double	R.J. Gunn (at Queens)	21pts/11rb	Mar. 4, 2020
Opponent recorded double-double	Caleb Robinson (Catawba)	19pt/10rb	Dec. 11, 2021
Triple-double	Keenan Palmore	23p/13r/11a	Feb. 8, 2016
Had multiple triple-doubles in season	Keenan Palmore	4	2015-16
Recorded 10 assists	Jon Jean (at Mars Hill)	10	Feb. 23, 2019
Opponent recorded 10 assists	Chandler Lindsay (Coker)	10	Jan. 23, 2021
Recorded 5 steals	Davion Bradford (vs. Newberry)	5	Jan. 11, 2020
Opponent recorded 5 steals	Dillon Smith (Tusculum)	5	Nov. 26, 2019
Recorded 5+ blocks	Cooper Fowler (vs. Mars Hill)	5	Feb. 15, 2021
Opponent recorded 5+ blocks	Ajene McQuaige (Coker)	5	Feb. 20, 2019

» 2020-21 SOUTH ATLANTIC CONFERENCE STANDINGS

Rk	Team	Conference			Overall			
		W-L	Pct.	PF	W-L	Pct.	PF	PA
1.	Lincoln Memorial	14-3	.824	1563	1207	19-4	.826	2124
2.	Queens	13-3	.813	1283	1081	16-6	.727	1744
3.	Tusculum	12-4	.750	1252	1183	14-6	.700	1535
4.	Carson-Newman	11-5	.688	1237	1049	16-6	.727	1688
5.	Newberry	9-5	.643	1040	1016	9-6	.600	1110
6.	Lenoir-Rhyne	8-6	.571	1070	1058	9-7	.563	1218
7.	Wingate	10-8	.556	1483	1438	11-9	.550	1644
8.	Catawba	8-10	.444	1422	1546	9-11	.450	1582
9.	Anderson	6-11	.353	1281	1354	7-12	.368	1443
10.	UVA Wise	5-13	.278	1439	1642	5-13	.278	1439
11.	Coker	4-11	.267	981	1088	4-12	.250	1042
12.	Limestone	2-10	.167	833	1003	2-11	.154	900
13.	Mars Hill	2-15	.118	1236	1455	2-16	.111	1319

» SOUTH ATLANTIC CONF. HISTORY

Games	525
Total seasons	31
Winning seasons	13
.500 seasons	2
Losing seasons	16
Undefeated seasons	0
Most wins in a season	17 (2013-14)
Most losses in a season	14, twice (1993-94)
Most wins in a two-year span	27 (2013-15)
Most wins in a three-year span	40 (2013-16)

Season	W	L	Pct.
1989-90	10	4	.714
1990-91	10	4	.714
1991-92	8	6	.571
1992-93	12	2	.857
1993-94	8	6	.571
1994-95	11	3	.786
1995-96	7	7	.500
1996-97	7	7	.500
1997-98	9	5	.643
1998-99	4	10	.286
1999-00	8	8	.500
2000-01	6	8	.429
2001-02	8	6	.571
2002-03	10	4	.714
2003-04	10	4	.714
2004-05	9	5	.643
2005-06	11	3	.786
2006-07	11	5	.689
2007-08	12	2	.857
2008-09	12	4	.750
2009-10	5	11	.313
2010-11	3	15	.167
2011-12	8	10	.444
2012-13	11	7	.611
2013-14	15	7	.682
2014-15	6	16	.273
2015-16	14	8	.636
2016-17	9	13	.409
2017-18	9	11	.450
2018-19	12	8	.600
2019-20	10	12	.455
2020-21	8	6	.571
2021-22	2	3	.400
Total	295	230	.564

» SOUTH ATLANTIC CONF. FINISHES

First	8
Second	5
Third	4
Fourth	4
Fifth	4
Sixth	4
Seventh	1
Ninth	1
Tenth	2



COACH SULLY

Head Coach | 5th Season | Louisville '92



» COACH SULLIVAN BY RECORD

Overall coaching record	175-96 (.651)
Games coached at Lenoir-Rhyne	138
Overall record at Lenoir-Rhyne	68-70 (.496)
SAC record	50-53 (.490)
Home	37-25 (.597)
Road	27-41 (.403)
Neutral	4-4 (.500)
vs. Top 25 (since 2017)	6-7 (.462)
NCAA Tournament appearances	1

» MILESTONE WINS AT LR

1	vs. Francis Marion, 11/12/16 (75-52)
10	vs. Coker (2/8/17 (96-67)
20	vs. Mars Hill, 2/10/18 (79-64)
30	at Belmont Abbey, (12/19/18) (80-77)
40	vs. Lincoln Memorial, 3/2/19 (85-83)
50	at UVA Wise, 1/15/2020 (81-64)
60	at UVA Wise, 1/13/21 (98-63)

» COACH SULLIVAN BY THE NUMBERS

- 6** Wins over nationally ranked teams over the past two plus years
- 7** Earned the seventh NCAA Tournament bid in program history
- 1583** Career points scored at Louisville (16th all-time in program history)
- 21** Wins in 2018-19 were the most in a single season since 2007-08
- 2005** Led team to 2019 SAC Tournament Championship, the first since 2005
- 17** Had the Bears ranked as high as 17th nationally
- 69.8** Field goal % by Bertranda Awana in 2019, breaking the team record
- 7** All-Conference selections during his LR head coaching tenure

» THE STAFF

Trey Johnson	
Title	Assistant Coach
Years at Lenoir-Rhyne	1
Alma Mater	Charleston Southern

Riley McGillan	
Title	Assistant Coach
Years at Lenoir-Rhyne	1
Alma Mater	Clemson

Trent Caldwell	
Title	Strength & Conditioning Coach
Years at Lenoir-Rhyne	3
Alma Mater	UNC Pembroke

Michael Flicker	
Title	Athletic Trainer
Years at Lenoir-Rhyne	21
Alma Mater	Temple

Jeremy Zalacca	
Title	Athletic Communications
Years at Lenoir-Rhyne	4
Alma Mater	St. John Fisher



0 DAMION MEDWINTER

R-SO. | F | 6'4" | 200
TRUMBULL, CONN. | BELIEVE PREP



» CAREER HIGHS

Points	5	vs. Emmanuel	11/12/21
Rebounds	3	three times	
Assists	2	at UVA Wise	1/13/21
Steals	1	vs. Young Harris	11/13/21
FG Made	1	three times	
3FG Made	1	three times	
FT Made	2	vs. Emmanuel	11/12/21

» PRODUCTION TRACKER

	2021-22	CAREER
Double-figure points	--	0
Double-doubles	--	0
20-pt games	--	0
5+ rebounds	--	0
5+ assists	--	0
Games with a made 3-ptr	2	3

» 2021-22 GAME-BY-GAME

Opponent	FG	PCT.	3FG	PCT.	FT	PCT.	ORB	DRB	REB	PF	PTS	A	TO	BLK	STL	MIN
vs. Emmanuel	1-2	.500	1-2	.500	2-2	1.000	0	0	0	0	5	0	0	0	0	4
vs. Young Harris	1-3	.333	1-1	1.000	0-0	.000	0	3	3	0	3	0	0	0	1	10
Wingate	0-0	.000	0-0	.000	0-0	.000	0	0	0	0	0	1	0	0	0	2
Lees-McRae	dnp (coaches decision)															
at Coker	0-1	.000	0-1	.000	0-0	.000	0	3	3	0	0	1	0	0	0	11
at Limestone	0-1	.000	0-1	.000	1-2	.500	1	2	3	0	1	0	0	0	0	16
at Carson-Newman	0-0	.000	0-0	.000	0-0	.000	0	0	0	0	0	0	0	0	0	2
at Catawba	dnp (coaches decision)															
Anderson																
Tusculum																
Newberry																
Lincoln Memorial																
at Queens																
at Lincoln Memorial																
UVA Wise																
Carson-Newman																
at Wingate																
Coker																
at Mars Hill																
at Tusculum																
Limestone																
Catawba																
at Anderson																
at UVA Wise																
Mars Hill																
Queens																
at Newberry																

» NOTES

- » Redshirted during the 2019-20 season.
- » Dual-sport athlete in basketball and track and field in high school
- » First Team All-League and State Champion at Notre Dame Fairfield HS
- » Made Lenoir-Rhyne debut in two minutes of action at Mars Hill on Dec. 16, 2020

» CAREER STATS

Year	G	S	MIN	AVG	FG	FGA	PCT	3FG	3FGA	3PCT	FT	FTA	PCT	O	D	TOT	AVG	PF	D	A	TO	BLK	STL	PTS	AVG
2020-21	5	0	13	2.6	2	5	.400	1	3	.333	0	0	.000	0	0	0	0.0	2	0	2	2	0	0	5	1.0
2021-22	5	1	43	8.6	2	7	.286	2	5	.400	3	4	.750	1	8	9	1.8	0	0	2	0	0	1	9	1.8
TOTAL	10	1	56	5.6	4	12	.334	3	8	.375	3	4	.750	1	8	9	0.9	2	0	4	2	0	1	14	1.4



1 MALIK LEGANIA

JR. | G | 6'5" | 180
NEW ORLEANS, LA. | COASTAL CAROLINA



» CAREER HIGHS

Points	12	at Coker	11/23/21
Rebounds	4	at Coker	11/23/21
Assists	2	vs. Young Harris	11/13/21
Steals	1	vs. Wingate	11/17/21
FG Made	6	at Coker	11/23/21
3FG Made			
FT Made	1	vs. Lees-McRae	11/20/21

» PRODUCTION TRACKER

	2021-22	LR CAREER
Double-figure points	2	2
Double-doubles	--	0
20-pt games	--	0
5+ rebounds	--	0
5+ assists	--	0
Games with a made 3-pt	--	0

» 2021-22 GAME-BY-GAME

Opponent	FG	PCT.	3FG	PCT.	FT	PCT.	ORB	DRB	REB	PF	PTS	A	TO	BLK	STL	MIN
vs. Emmanuel	0-1	.000	0-1	.000	0-0	.000	0	1	1	1	0	0	0	0	0	13
vs. Young Harris	2-2	1.000	0-0	.000	0-3	.000	0	1	1	1	4	2	1	0	0	19
Wingate	3-8	.375	0-2	.000	0-0	.000	0	2	2	1	6	0	0	0	1	14
Lees-McRae	3-5	.600	0-0	.000	1-1	1.000	0	0	0	0	7	0	0	0	0	16
at Coker	6-6	1.000	0-0	.000	0-0	.000	1	3	4	0	12	1	1	0	0	19
at Limestone	dnp (injured)															
at Carson-Newman	0-3	.000	0-0	.000	0-0	.000	1	2	3	0	0	1	1	0	1	11
at Catawba	5-7	.714	0-0	.000	0-4	.000	2	1	3	0	10	0	0	0	0	23
Anderson																
Tusculum																
Newberry																
Lincoln Memorial																
at Queens																
at Lincoln Memorial																
UVA Wise																
Carson-Newman																
at Wingate																
Coker																
at Mars Hill																
at Tusculum																
Limestone																
Catawba																
at Anderson																
at UVA Wise																
Mars Hill																
Queens																
at Newberry																

» NOTES

- » Transferred to Lenoir-Rhyne after spending three seasons at Coastal Carolina.
- » Named All-District, All-Metro and All-State in high school at Landry High School.
- » Helped Landry to state championships during his freshman, sophomore and senior seasons.
- » Played in 50 career games with 13 career starts at Coastal. Shot 45.2 percent from the field and averaged 3.0 points per game and 1.5 rebounds.
- » Averaged 15.8 minutes as a sophomore in 2019-20 and shot 49 percent from the field.

PERFECTION

- » LeGania went a perfect 6-for-6 from the field in a 3-point win over Coker on Nov. 23.

» CAREER STATS

Year	G	S	MIN	AVG	FG	FGA	PCT	3FG	3FGA	3PCT	FT	FTA	PCT	O	D	TOT	AVG	PF	D	A	TO	BLK	STL	PTS	AVG
2021-22	7	0	115	16.4	19	32	.594	0	3	.000	1	8	.125	4	10	14	2.0	3	0	4	3	0	2	39	5.6
CAREER	7	0	115	16.4	19	32	.594	0	3	.000	1	8	.125	4	10	14	2.0	3	0	4	3	0	2	39	5.6



2 SALLE WILSON

SO. | F | 6'4" | 200
BATON ROUGE, LA. | DUNHAM SCHOOL



» CAREER HIGHS

Points	18	at Catawba	12/11/21
Rebounds	36	at Catawba	12/11/21
Assists	2	twice	
Steals	2	twice	
FG Made	8	at Catawba	12/11/21
3FG Made	2	at Catawba	12/11/21
FT Made	1	twice	

» PRODUCTION TRACKER

	2021-22	CAREER
Double-figure points	3	3
Double-doubles	--	0
20-pt games	--	0
5+ rebounds	1	1
5+ assists	--	0
Games with a made 3-ptr	3	3

» 2021-22 GAME-BY-GAME

Opponent	FG	PCT.	3FG	PCT.	FT	PCT.	ORB	DRB	REB	PF	PTS	A	TO	BLK	STL	MIN
vs. Emmanuel	1-1	1.000	0-0	.000	0-0	.000	0	1	1	1	2	0	3	0	1	9
vs. Young Harris	1-4	.250	0-3	.000	0-0	.000	0	0	0	0	2	0	0	0	0	7
Wingate	1-2	.500	0-1	.000	1-1	1.000	0	0	0	0	3	0	0	0	0	4
Lees-McRae	5-11	.455	1-3	.333	0-0	.000	0	0	0	3	11	0	0	2	2	22
at Coker	1-3	.333	0-1	.000	0-0	.000	0	0	0	3	2	2	3	0	2	18
at Limestone	6-10	.600	1-3	.333	3-3	1.000	0	2	2	4	16	2	3	0	1	27
at Carson-Newman	1-3	.333	0-1	.000	0-0	.000	0	3	3	3	2	1	0	0	0	21
at Catawba	8-16	.500	2-4	.500	0-1	.000	2	4	6	3	18	1	1	0	1	37
Anderson																
Tusculum																
Newberry																
Lincoln Memorial																
at Queens																
at Lincoln Memorial																
UVA Wise																
Carson-Newman																
at Wingate																
Coker																
at Mars Hill																
at Tusculum																
Limestone																
Catawba																
at Anderson																
at UVA Wise																
Mars Hill																
Queens																
at Newberry																

» NOTES

» Wilson enters his sophomore season for Lenoir-Rhyne out of Baton Rouge, La.

BREAKOUT

» Wilson set a career-high with 11 points in 22 minutes off the bench against Lees-McRae on Nov. 17
 » A week later, Wilson broke that career-high with a 16-point effort against Limestone.

» CAREER STATS

Year	G	S	MIN	AVG	FG	FGA	PCT	3FG	3FGA	3PCT	FT	FTA	PCT	O	D	TOT	AVG	PF	D	A	TO	BLK	STL	PTS	AVG
2020-21	4	0	16	4.0	2	3	.667	0	0	.000	0	0	-	2	2	4	1.0	2	0	0	0	0	0	4	1.0
2021-22	8	4	145	18.1	24	50	.480	4	16	.250	4	5	.800	2	10	12	1.5	17	0	6	10	2	7	56	7.0
TOTAL	12	4	161	13.4	26	53	.490	4	16	.250	4	5	.800	4	12	16	1.3	19	0	6	10	2	7	60	5.0



3 MARCUS METCALF

R-SO. | G | 6'0" | 185
GOLDSBORO, N.C. | WAYNE COUNTRY DAY HS



» CAREER HIGHS

Points	3	at Queens	1/2/21
Rebounds			
Assists	1	at Queens	3/4/21
Steals			
FG Made	1	at Queens	1/2/21
3FG Made	1	at Queens	1/2/21
FT Made			

» PRODUCTION TRACKER

	2021-22	CAREER
Double-figure points	--	0
Double-doubles	--	0
20-pt games	--	0
5+ rebounds	--	0
5+ assists	--	0
Games with a made 3-ptr	--	1

» 2021-22 GAME-BY-GAME

Opponent	FG	PCT.	3FG	PCT.	FT	PCT.	ORB	DRB	REB	PF	PTS	A	TO	BLK	STL	MIN
vs. Emmanuel	dnp	(coaches decision)														
vs. Young Harris	0-0	.000	0-0	.000	0-0	.000	0	0	0	0	0	0	0	0	0	3
Wingate	dnp	(coaches decision)														
Lees-McRae	dnp	(coaches decision)														
at Coker	dnp	(coaches decision)														
at Limestone	dnp	(coaches decision)														
at Carson-Newman	dnp	(coaches decision)														
at Catawba	dnp	(coaches decision)														
Anderson																
Tusculum																
Newberry																
Lincoln Memorial																
at Queens																
at Lincoln Memorial																
UVA Wise																
Carson-Newman																
at Wingate																
Coker																
at Mars Hill																
at Tusculum																
Limestone																
Catawba																
at Anderson																
at UVA Wise																
Mars Hill																
Queens																
at Newberry																

» NOTES

- » Redshirted as a freshman at Lenoir-Rhyne in 2019-20
- » Played in three games for the Bears last season and scored three points.

» CAREER STATS

Year	G	S	MIN	AVG	FG	FGA	PCT	3FG	3FGA	3PCT	FT	FTA	PCT	O	D	TOT	AVG	PF	D	A	TO	BLK	STL	PTS	AVG
2020-21	3	0	7	2.3	1	1	1.000	1	1	1.000	0	0	.000	0	2	2	0.7	0	0	1	0	0	0	3	1.0
2021-22	1	0	3	3.0	0	0	0	0	0	0	0	0	0	0	0	0	0	0	0	0	0	0	0	0	0.0
TOTAL	4	0	10	2.5	1	1	1.000	1	1	1.000	0	0	.000	0	2	2	0.5	0	0	1	0	0	0	3	0.7



4 PJ JOSEPH

R-FR. | F | 6'8" | 225
BROOKLYN, N.Y. | OAKLAND UNIVERSITY



» CAREER HIGHS

Points	11	vs. Lees-McRae	11/20/21
Rebounds	6	vs. Lees-McRae	11/20/21
Assists	2	vs. Lees-McRae	11/20/21
Steals	1	twice	
FG Made	4	vs. Lees-McRae	11/20/21
3FG Made	1	three times	
FT Made	2	vs. Lees-McRae	11/20/21

» PRODUCTION TRACKER

	2021-22	CAREER
Double-figure points	1	1
Double-doubles	--	0
20-pt games	--	0
5+ rebounds	1	1
5+ assists	--	0
Games with a made 3-ptr	3	3

» 2021-22 GAME-BY-GAME

Opponent	FG	PCT.	3FG	PCT.	FT	PCT.	ORB	DRB	REB	PF	PTS	A	TO	BLK	STL	MIN
vs. Emmanuel	2-4	.500	0-1	.000	0-2	.000	1	2	3	1	4	1	1	0	0	8
vs. Young Harris	dnp (coaches decision)															
Wingate	1-1	1.000	1-1	1.000	1-2	.500	0	0	0	1	4	0	0	0	1	4
Lees-McRae	4-9	.444	1-2	.500	2-2	1.000	2	4	6	2	11	2	0	1	1	18
at Coker	0-0	.000	0-0	.000	0-0	.000	0	0	0	0	0	0	0	0	0	3
at Limestone	0-5	.000	0-1	.000	0-2	.000	2	0	2	2	0	0	2	0	0	12
at Carson-Newman	3-4	.750	1-2	.500	0-0	.000	0	2	2	2	7	1	0	0	0	10
at Catawba	0-1	.000	0-0	.000	1-2	.500	0	1	1	0	1	1	0	0	0	6
Anderson																
Tusculum																
Newberry																
Lincoln Memorial																
at Queens																
at Lincoln Memorial																
UVA Wise																
Carson-Newman																
at Wingate																
Coker																
at Mars Hill																
at Tusculum																
Limestone																
Catawba																
at Anderson																
at UVA Wise																
Mars Hill																
Queens																
at Newberry																

» NOTES

» Played in 13 games off the bench for Oakland University in 2020-21, averaging 0.5 points, 1.3 rebounds and 0.2 blocks in 6.2 minutes.

» CAREER STATS

Year	G	S	MIN	AVG	FG	FGA	PCT	3FG	3FGA	3PCT	FT	FTA	PCT	O	D	TOT	AVG	PF	D	A	TO	BLK	STL	PTS	AVG
2021-22	7	0	61	8.7	10	24	.417	3	7	.429	4	10	.400	5	9	14	2.0	8	0	5	3	1	2	27	3.9
TOTAL	7	0	61	8.7	10	24	.417	3	7	.429	4	10	.400	5	9	14	2.0	8	0	5	3	1	2	27	3.9



5 JALEN JOHNSON

R-SO. | G | 5'11" | 185
DURHAM, N.C. | NORTHERN DURHAM HS



» CAREER HIGHS

Points	34	vs Young Harris	11/13/21
Rebounds	7	vs. Emmanuel	11/12/21
Assists	7	at Catawba	12/11/21
Steals	4	vs. Young Harris	11/13/21
FG Made	12	vs. Young Harris	11/13/21
3FG Made	8	vs. Young Harris	11/13/21
FT Made	4	vs. Emmanuel	11/12/21

» PRODUCTION TRACKER

	2021-22	CAREER
Double-figure points	6	6
Double-doubles	--	0
20-pt games	1	1
5+ rebounds	3	3
5+ assists	4	5
Games with a made 3-ptr	7	10

» 2020-21 GAME-BY-GAME

Opponent	FG	PCT.	3FG	PCT.	FT	PCT.	ORB	DRB	REB	PF	PTS	A	TO	BLK	STL	MIN
vs. Emmanuel	3-9	.333	1-3	.333	4-4	1.000	2	5	7	0	11	5	0	0	3	29
vs. Young Harris	12-20	.600	8-14	.571	2-2	1.000	0	3	3	2	34	4	3	0	4	31
Wingate	5-11	.450	1-6	.167	5-6	.833	0	2	2	1	16	4	4	1	2	30
Lees-McRae	6-12	.500	3-5	.600	2-2	1.000	1	2	3	2	17	5	0	0	3	36
at Coker	3-9	.333	3-7	.429	2-2	1.000	0	2	2	1	11	6	2	0	3	30
at Limestone	0-3	.000	0-1	.000	0-0	.000	0	0	0	0	3	0	0	0	0	12
at Carson-Newman	3-7	.429	1-3	.333	1-2	.500	0	2	2	1	8	4	1	0	0	29
at Catawba	6-13	.462	3-8	.375	2-3	.667	1	4	5	4	17	7	1	0	1	36
Anderson																
Tusculum																
Newberry																
Lincoln Memorial																
at Queens																
at Lincoln Memorial																
UVA Wise																
Carson-Newman																
at Wingate																
Coker																
at Mars Hill																
at Tusculum																
Limestone																
Catawba																
at Anderson																
at UVA Wise																
Mars Hill																
Queens																
at Newberry																

» NOTES

- » Played at Lenoir-Rhyne as a freshman in 2018-19 before transferring to Brunswick Community College for the 2019-20 and 2020-21 seasons.
- » Johnson is one of two players on the roster to see playing time against Tennessee in 2018. Played 20 minutes against the Vols and had three points and two rebounds.

WELCOME BACK

- » In his second game back in an LR jersey, Johnson went off for 34 points on 12-of-20 shooting and went 8-of-14 from deep. Johnson hit seven of his first eight three point attempts against Young Harris on Nov. 13.

» CAREER STATS

Year	G	S	MIN	AVG	FG	FGA	PCT	3FG	3FGA	3PCT	FT	FTA	PCT	O	D	TOT	AVG	PF	D	A	TO	BLK	STL	PTS	AVG
2018-19	13	0	80	6.2	6	21	.286	3	12	.250	4	9	.444	2	10	12	0.9	14	0	15	13	1	2	19	1.5
2021-22	8	6	233	29.1	38	84	.452	20	47	.426	18	21	.857	4	20	24	3.0	11	0	38	1	1	16	114	14.3
TOTAL	21	6	313	14.9	44	105	.419	23	59	.390	22	30	.733	6	30	36	1.7	25	0	53	14	2	18	133	6.3



10 PERCY FYLE

SO. | C | 6'8" | 200
CHARLOTTE, N.C. | MALLARD CREEK HS



» CAREER HIGHS

Points			
Rebounds	1	at UVA Wise	1/13/21
Assists			
Steals			
FG Made			
3FG Made			
FT Made			

» PRODUCTION TRACKER

	2021-22	CAREER
Double-figure points	--	0
Double-doubles	--	0
20-pt games	--	0
5+ rebounds	--	0
5+ assists	--	0
Games with a made 3-ptr	--	0

» 2021-22 GAME-BY-GAME

Opponent	FG	PCT.	3FG	PCT.	FT	PCT.	ORB	DRB	REB	PF	PTS	A	TO	BLK	STL	MIN
vs. Emmanuel	dnp	(coaches decision)														
vs. Young Harris	dnp	(coaches decision)														
Wingate	dnp	(coaches decision)														
Lees-McRae	dnp	(coaches decision)														
at Coker	dnp	(coaches decision)														
at Limestone	dnp	(coaches decision)														
at Carson-Newman	dnp	(coaches decision)														
at Catawba	dnp	(coaches decision)														
Anderson																
Tusculum																
Newberry																
Lincoln Memorial																
at Queens																
at Lincoln Memorial																
UVA Wise																
Carson-Newman																
at Wingate																
Coker																
at Mars Hill																
at Tusculum																
Limestone																
Catawba																
at Anderson																
at UVA Wise																
Mars Hill																
Queens																
at Newberry																

» NOTES

» Played in three games as a freshman.

» CAREER STATS

Year	G	S	MIN	AVG	FG	FGA	PCT	3FG	3FGA	3PCT	FT	FTA	PCT	O	D	TOT	AVG	PF	D	A	TO	BLK	STL	PTS	AVG
2020-21	3	-	3	1.0	0	1	.000	-	-	-	0	1	.000	1	1	2	0.7	-	-	-	-	-	-	-	-
2021-22	-	-	-	-	-	-	-	-	-	-	-	-	-	-	-	-	-	-	-	-	-	-	-	-	-
TOTAL	3	-	3	1.0	0	1	.000	-	-	-	0	1	.000	1	1	2	0.7	-	-	-	-	-	-	-	-



11 TIM STEELE

SO. | F | 6'5" | 250
CONWAY, S.C. | CONWAY HS



» CAREER HIGHS

Points	14	at UVA Wise	1/13/21
Rebounds	5	twice	
Assists	2	four times	
Steals	4	at Mars Hill	12/16/20
FG Made	6	at UVA Wise	1/13/21
3FG Made	2	at UVA Wise	1/13/21
FT Made	4	at Mars Hill	12/16/21

» PRODUCTION TRACKER

	2021-22	CAREER
Double-figure points	1	2
Double-doubles	0	0
20-pt games	0	0
5+ rebounds	1	3
5+ assists	0	0
Games with a made 3-pt	3	9

» 2021-22 GAME-BY-GAME

Opponent	FG	PCT.	3FG	PCT.	FT	PCT.	ORB	DRB	REB	PF	PTS	A	TO	BLK	STL	MIN
vs. Emmanuel	5-7	.714	2-3	.667	1-2	.500	1	1	2	0	13	2	3	0	2	22
vs. Young Harris	3-7	.429	1-2	.500	0-0	.000	0	5	5	1	7	1	0	1	0	22
Wingate	0-2	.000	0-1	.000	0-0	.000	0	3	3	2	0	0	1	0	1	20
Lees-McRae	0-6	.000	0-2	.000	1-2	.500	1	2	3	0	1	2	1	0	0	12
at Coker	0-3	.000	0-2	.000	0-0	.000	1	0	1	2	0	2	0	0	0	10
at Limestone	2-3	.667	1-2	.500	0-0	.000	1	2	3	1	5	0	1	0	0	17
at Carson-Newman	0-4	.000	0-1	.000	0-0	.000	1	3	4	3	0	2	1	1	1	21
at Catawba	0-3	.000	0-3	.000	0-0	.000	0	3	3	0	0	0	0	0	0	4
Anderson																
Tusculum																
Newberry																
Lincoln Memorial																
at Queens																
at Lincoln Memorial																
UVA Wise																
Carson-Newman																
at Wingate																
Coker																
at Mars Hill																
at Tusculum																
Limestone																
Catawba																
at Anderson																
at UVA Wise																
Mars Hill																
Queens																
at Newberry																

» NOTES

- » Entering his sophomore season at Lenoir-Rhyne.
- » Helped the Bears to a 69-65 win at Mars Hill on December 16 by coming off the bench to score six points in 20 minutes and added four steals and five boards.

UPSET SPECIAL

- » Steele played 16 huge minutes in LR's 89-83 upset victory over #2 Lincoln Memorial on Jan. 9. The freshman had six points and two boards and hit a huge 3-pointer with LR leading by just two points late in the contest to help seal the win.

MAN OF STEELE

- » The freshman went off for a career-high 14 points in the Bears blowout win over UVA Wise. The Conway native missed just two shots and also set career-highs in FG made, 3-PT FGM and assists.


» CAREER STATS

Year	G	S	MIN	AVG	FG	FGA	PCT	3FG	3FGA	3PCT	FT	FTA	PCT	O	D	TOT	AVG	PF	D	A	TO	BLK	STL	PTS	AVG
2020-21	16	1	219	13.7	23	53	.434	8	30	.267	8	16	.500	5	29	34	2.1	39	2	17	17	3	9	62	3.9
2021-22	8	5	128	16.0	10	35	.286	4	16	.250	2	4	.500	5	19	24	3.0	9	0	9	7	2	4	26	3.3
TOTAL	24	6	345	14.3	33	88	.375	12	46	.261	10	20	.500	10	47	57	2.4	48	2	26	24	5	13	88	3.7



12 TYSON MCCLAIN

R-SR. | G | 5'11" | 170
SPARTANBURG, S.C. | DORMAN HS



» CAREER HIGHS

Points	17	twice
Rebounds	7	twice
Assists	5	three times
Steals	4	vs. Wingate 1/1/20
FG Made	6	at Clayton St. 11/20/19
3FG Made	4	vs. Queens 1/25/20
FT Made	6	at Queens 3/4/20

» PRODUCTION TRACKER

	2021-22	CAREER
Double-figure points	1	16
Double-doubles	0	0
20-pt games	0	0
5+ rebounds	2	11
5+ assists	0	3
Games with a made 3-ptr	3	35

» 2021-22 GAME-BY-GAME

Opponent	FG	PCT.	3FG	PCT.	FT	PCT.	ORB	DRB	REB	PF	PTS	A	TO	BLK	STL	MIN
vs. Emmanuel	0-1	.000	0-1	.000	1-2	.500	0	2	2	1	1	0	3	0	0	16
vs. Young Harris	2-7	.286	1-5	.200	0-0	.000	3	2	5	1	5	3	2	0	0	24
Wingate	4-6	.667	2-4	.500	0-0	.000	0	2	2	3	10	2	2	0	0	22
Lees-McRae	1-3	.333	0-2	.000	0-0	.000	0	0	0	3	2	0	2	0	1	15
at Coker	1-3	.333	1-3	.333	0-0	.000	0	3	3	1	3	0	1	0	0	15
at Limestone	1-6	.167	0-3	.000	0-0	.000	0	6	6	0	2	1	1	0	1	25
at Carson-Newman	0-5	.000	0-3	.000	0-0	.000	0	1	1	1	0	1	0	0	0	18
at Catawba	0-3	.000	0-1	.000	0-0	.000	1	0	1	1	0	1	0	0	0	17
Anderson																
Tusculum																
Newberry																
Lincoln Memorial																
at Queens																
at Lincoln Memorial																
UVA Wise																
Carson-Newman																
at Wingate																
Coker																
at Mars Hill																
at Tusculum																
Limestone																
Catawba																
at Anderson																
at UVA Wise																
Mars Hill																
Queens																
at Newberry																

» NOTES

- » Dynamic threat enters his redshirt senior season with the Bears.
- » Finished fourth on the team with 51 made 3-pointers in 2019-20.

TYS-ON POINT

- » Finished 12th in the South Atlantic Conference in 3-point percentage in 2019-20 at 41.1. McClain made at least one three in all but two games.

START OFF 2021 RIGHT

- » McClain shot 45.5 percent from three over nine games in January and averaged 10.2 points per game in that span while shooting 48.4 percent from the field. During that month, McClain had seven straight games where he made multiple three pointers.

» CAREER STATS

Year	G	S	MIN	AVG	FG	FGA	PCT	3FG	3FGA	3PCT	FT	FTA	PCT	O	D	TOT	AVG	PF	D	A	TO	BLK	STL	PTS	AVG
2018-19	7	0	26	3.7	2	13	.154	1	9	.111	0	1	.000	3	0	3	0.4	2	0	2	3	0	2	5	0.7
2019-20	28	5	621	22.2	83	187	.444	51	124	.411	28	35	.800	35	59	94	3.4	65	1	48	34	6	25	245	8.8
2020-21	15	1	233	15.5	24	63	.381	12	34	.353	6	10	.500	7	30	37	2.5	18	0	13	7	3	3	66	4.4
2021-22	8	1	152	19.0	9	34	.265	4	22	.182	1	2	.500	4	16	20	2.5	11	0	8	11	0	2	23	2.9
TOTAL	58	7	1033	17.8	118	297	.397	68	189	.360	35	48	.729	49	105	154	2.7	96	1	71	55	9	32	339	5.8



13 ELIJAH SHABAZZ

JR. | F | 6'5" | 215
RALEIGH, N.C. | WAKEFIELD HS



» CAREER HIGHS

Points	6	vs. Young Harris	11/13/21
Rebounds	4	three times	
Assists	2	vs. Lees-McRae	11/20/21
Steals	1	twice	
FG Made	3	vs. Young Harris	11/13/21
3FG Made			
FT Made	1	four times	

» PRODUCTION TRACKER

	2021-22	CAREER
Double-figure points	--	0
Double-doubles	--	0
20-pt games	--	0
5+ rebounds	--	0
5+ assists	--	0
Games with a made 3-ptr	--	0

» 2021-22 GAME-BY-GAME

Opponent	FG	PCT.	3FG	PCT.	FT	PCT.	ORB	DRB	REB	PF	PTS	A	TO	BLK	STL	MIN
vs. Emmanuel	1-3	.333	0-0	.000	1-2	.500	1	3	4	2	3	0	3	0	0	16
vs. Young Harris	3-4	.750	0-0	.000	0-0	.000	2	2	4	0	6	1	0	0	0	16
Wingate	0-1	.000	0-0	.000	0-0	.000	0	1	1	0	0	0	0	0	0	10
Lees-McRae	0-1	.000	0-0	.000	0-0	.000	0	2	2	0	0	2	0	0	0	2
at Coker	0-1	.000	0-0	.000	0-2	.000	0	1	1	0	0	0	0	1	0	10
at Limestone	0-2	.000	0-0	.000	1-2	.500	2	2	4	1	1	1	2	0	0	6
at Carson-Newman	dnp (coaches decision)															
at Catawba	dnp (coaches decision)															
Anderson																
Tusculum																
Newberry																
Lincoln Memorial																
at Queens																
at Lincoln Memorial																
UVA Wise																
Carson-Newman																
at Wingate																
Coker																
at Mars Hill																
at Tusculum																
Limestone																
Catawba																
at Anderson																
at UVA Wise																
Mars Hill																
Queens																
at Newberry																

» NOTES

» Playing behind R.J. Gunn didn't give Shabazz many opportunities as a freshman or sophomore but is ready for a larger role in 2021-22.

» CAREER STATS

Year	G	S	MIN	AVG	FG	FGA	PCT	3FG	3FGA	3PCT	FT	FTA	PCT	O	D	TOT	AVG	PF	D	A	TO	BLK	STL	PTS	AVG
2019-20	14	0	49	3.5	0	2	.000	0	0	.000	1	4	.250	3	8	11	0.8	10	0	1	1	0	2	1	0.1
2020-21	4	0	12	3.0	1	5	.200	0	0	.000	1	2	.500	0	6	6	1.5	3	0	1	2	0	0	3	0.8
2021-22	6	1	60	10.0	4	12	.333	0	0	.000	2	6	.333	5	11	16	2.7	3	0	4	5	1	0	10	1.7
TOTAL	24	1	121	5.0	5	19	.263	0	0	.000	4	12	.333	8	25	33	1.3	16	0	6	8	1	2	14	0.6



14 MARCUS OWENS CASTRILLO

SO. | F | 6'5" | 190
PUNTA DEL ESTE, URUGUAY | CAPE FEAR CHRISTIAN ACADEMY



» CAREER HIGHS

Points	
Rebounds	
Assists	
Steals	
FG Made	
3FG Made	
FT Made	

» PRODUCTION TRACKER

	2021-22	CAREER
Double-figure points	0	0
Double-doubles	0	0
20-pt games	0	0
5+ rebounds	0	0
5+ assists	0	0
Games with a made 3-ptr	0	0

» 2021-22 GAME-BY-GAME

Opponent	FG	PCT.	3FG	PCT.	FT	PCT.	ORB	DRB	REB	PF	PTS	A	TO	BLK	STL	MIN
vs. Emmanuel	dnp															
vs. Young Harris	dnp															
Wingate	dnp															
Lees-McRae	dnp															
at Coker	dnp															
at Limestone	dnp															
at Carson-Newman	dnp															
at Catawba	dnp															
Anderson																
Tusculum																
Newberry																
Lincoln Memorial																
at Queens																
at Lincoln Memorial																
UVA Wise																
Carson-Newman																
at Wingate																
Coker																
at Mars Hill																
at Tusculum																
Limestone																
Catawba																
at Anderson																
at UVA Wise																
Mars Hill																
Queens																
at Newberry																

» NOTES

» Redshirted in 2019-20 and opted out of the 2020-21 season.

» CAREER STATS

Year	G	S	MIN	AVG	FG	FGA	PCT	3FG	3FGA	3PCT	FT	FTA	PCT	O	D	TOT	AVG	PF	D	A	TO	BLK	STL	PTS	AVG
2021-22	-	-	-	-	-	-	-	-	-	-	-	-	-	-	-	-	-	-	-	-	-	-	-	-	-
TOTAL	-	-	-	-	-	-	-	-	-	-	-	-	-	-	-	-	-	-	-	-	-	-	-	-	-



15 KEVIN KANGU

SR. | G | 6'4" | 185
BURLINGTON, ONTARIO, CANADA | OAKLAND UNIVERSITY



» CAREER HIGHS

Points	20	vs. Wingate	11/17/21
Rebounds	3	twice	
Assists	3	twice	
Steals	4	at Catawba	12/11/21
FG Made	8	vs. Wingate	11/17/21
3FG Made	5	at Carson-Newman	12/1/21
FT Made	2	three times	

» PRODUCTION TRACKER

	2021-22	CAREER
Double-figure points	6	6
Double-doubles	--	0
20-pt games	1	1
5+ rebounds	--	0
5+ assists	--	0
Games with a made 3-ptr	7	7

» 2021-22 GAME-BY-GAME

Opponent	FG	PCT.	3FG	PCT.	FT	PCT.	ORB	DRB	REB	PF	PTS	A	TO	BLK	STL	MIN
vs. Emmanuel	3-10	.300	2-8	.250	2-2	1.000	1	0	1	2	10	2	2	0	2	31
vs. Young Harris	6-6	1.000	3-3	1.000	1-1	1.000	0	1	1	1	16	3	1	0	2	29
Wingate	8-14	.571	2-7	.286	2-2	1.000	0	3	3	1	20	1	1	0	2	32
Lees-McRae	2-10	.200	2-5	.400	1-2	.500	2	1	3	1	7	2	3	0	1	31
at Coker	2-9	.222	2-7	.286	2-2	1.000	0	3	3	0	8	0	0	0	0	26
at Limestone	5-11	.455	0-0	.000	1-2	.500	2	0	2	3	11	1	1	0	1	25
at Carson-Newman	6-15	.400	5-9	.556	0-0	.000	0	2	2	1	17	1	1	0	2	21
at Catawba	5-12	.417	3-7	.429	2-2	1.000	1	2	3	5	15	3	4	0	4	39
Anderson																
Tusculum																
Newberry																
Lincoln Memorial																
at Queens																
at Lincoln Memorial																
UVA Wise																
Carson-Newman																
at Wingate																
Coker																
at Mars Hill																
at Tusculum																
Limestone																
Catawba																
at Anderson																
at UVA Wise																
Mars Hill																
Queens																
at Newberry																

» NOTES

- » Appeared in all 30 games, making one start for Oakland University a season ago.
- » Averaged 2.8 points, 1.0 assists, 0.9 rebounds and 0.8 steals in 12.3 minutes.
- » Was the team's second-leading scorer off the bench.
- » Played in 63 career games at Oakland and hit 41 3-pointers.

» CAREER STATS

Year	G	S	MIN	AVG	FG	FGA	PCT	3FG	3FGA	3PCT	FT	FTA	PCT	O	D	TOT	AVG	PF	D	A	TO	BLK	STL	PTS	AVG
2021-22	8	7	249	31.1	37	87	.425	19	46	.413	11	13	.846	6	12	18	2.3	14	1	13	13	0	14	104	13.0
TOTAL	8	7	249	31.1	37	87	.425	19	46	.413	11	13	.846	6	12	18	2.3	14	1	13	13	0	14	104	13.0



20 COLBY BEEKER

JR. | G | 6'2" | 220
DURHAM, N.C. | NORTHERN HS



» CAREER HIGHS

Points	
Rebounds	
Assists	
Steals	
FG Made	
3FG Made	
FT Made	

» PRODUCTION TRACKER

	2021-22	CAREER
Double-figure points	--	0
Double-doubles	--	0
20-pt games	--	0
5+ rebounds	--	0
5+ assists	--	0
Games with a made 3-ptr	--	0

» 2021-22 GAME-BY-GAME

Opponent	FG	PCT.	3FG	PCT.	FT	PCT.	ORB	DRB	REB	PF	PTS	A	TO	BLK	STL	MIN
vs. Emmanuel	dnp															
vs. Young Harris	dnp															
Wingate	dnp															
Lees-McRae	dnp															
at Coker	dnp															
at Limestone	dnp															
at Carson-Newman	dnp															
at Catawba	dnp															
Anderson																
Tusculum																
Newberry																
Lincoln Memorial																
at Queens																
at Lincoln Memorial																
UVA Wise																
Carson-Newman																
at Wingate																
Coker																
at Mars Hill																
at Tusculum																
Limestone																
Catawba																
at Anderson																
at UVA Wise																
Mars Hill																
Queens																
at Newberry																

» NOTES

- » Entering first season at Lenoir-Rhyne.
- » Was on track and field team in his first two seasons at Lenoir-Rhyne.

» CAREER STATS

Year	G	S	MIN	AVG	FG	FGA	PCT	3FG	3FGA	3PCT	FT	FTA	PCT	O	D	TOT	AVG	PF	D	A	TO	BLK	STL	PTS	AVG
2021-22	-	-	-	-	-	-	-	-	-	-	-	-	-	-	-	-	-	-	-	-	-	-	-	-	-
TOTAL	-	-	-	-	-	-	-	-	-	-	-	-	-	-	-	-	-	-	-	-	-	-	-	-	-



21 TJ NESMITH

JR. | F | 6'9" | 220
BURLINGTON, N.C. | CAPE FEAR COMMUNITY COLLEGE



» CAREER HIGHS

Points	21	at Catawba	12/11/21
Rebounds	6	at Catawba	12/11/21
Assists	1	three times	
Steals	1	three times	
FG Made	7	twice	
3FG Made	1	twice	
FT Made	6	at Catawba	12/11/21

» PRODUCTION TRACKER

	2021-22	CAREER
Double-figure points	3	3
Double-doubles	0	0
20-pt games	1	1
5+ rebounds	1	1
5+ assists	0	0
Games with a made 3-ptr	2	2

» 2021-22 GAME-BY-GAME

Opponent	FG	PCT.	3FG	PCT.	FT	PCT.	ORB	DRB	REB	PF	PTS	A	TO	BLK	STL	MIN
vs. Emmanuel	1-2	.500	0-0	.000	1-2	.500	0	1	1	2	3	0	0	2	1	11
vs. Young Harris	2-4	.500	0-2	.000	0-1	.000	0	3	3	0	4	1	1	0	0	11
Wingate	1-2	.500	0-1	.000	0-0	.000	0	2	2	3	2	0	1	0	0	8
Lees-McRae	2-3	.667	1-1	1.000	2-2	1.000	0	1	1	2	7	1	0	0	0	6
at Coker	5-6	.833	0-1	.000	1-1	1.000	0	2	2	0	11	0	0	2	0	18
at Limestone	2-2	1.000	0-0	.000	1-3	.333	0	2	2	2	5	0	2	1	0	16
at Carson-Newman	7-9	.778	0-0	.000	4-4	1.000	0	4	4	1	18	0	1	3	1	21
at Catawba	7-10	.700	1-1	1.000	6-6	1.000	3	3	6	4	21	1	2	0	1	29
Anderson																
Tusculum																
Newberry																
Lincoln Memorial																
at Queens																
at Lincoln Memorial																
UVA Wise																
Carson-Newman																
at Wingate																
Coker																
at Mars Hill																
at Tusculum																
Limestone																
Catawba																
at Anderson																
at UVA Wise																
Mars Hill																
Queens																
at Newberry																

» NOTES

» Enters first season with the Bears after transferring in from Cape Fear Community College.

BACK-TO-BACK

» Nesmith put together his two best games in an LR uniform in back-to-back contests in December. In games at Carson-Newman and Catawba, Nesmith went a combined 14-for-19 and averaged 19.5 points and 5.0 rebounds per game. Nesmith was also a perfect 10-for-10 from the free throw line in those two games.

» CAREER STATS

Year	G	S	MIN	AVG	FG	FGA	PCT	3FG	3FGA	3PCT	FT	FTA	PCT	O	D	TOT	AVG	PF	D	A	TO	BLK	STL	PTS	AVG
2021-22	8	1	120	15.0	27	38	.711	2	6	.333	15	19	.789	3	18	21	2.6	14	0	3	7	8	3	71	8.9
TOTAL	8	1	120	15.0	27	38	.711	2	6	.333	15	19	.789	3	18	21	2.6	14	0	3	7	8	3	71	8.9



23 NAS TYSON

JR. | G | 6'1" | 200
WINGATE, N.C. | FOREST HILLS HS



» CAREER HIGHS

Points	18	at Coker	11/23/21
Rebounds	8	vs. Wingate	11/17/21
Assists	6	vs. Young Harris	11/13/21
Steals	3	vs. Wingate	11/17/21
FG Made	7	at Coker	11/23/21
3FG Made	4	at Coker	11/23/21
FT Made	2	at Anderson	12/14/19

» PRODUCTION TRACKER

	2021-22	CAREER
Double-figure points	4	4
Double-doubles	--	0
20-pt games	--	0
5+ rebounds	2	2
5+ assists	1	1
Games with a made 3-ptr	5	10

» 2021-22 GAME-BY-GAME

Opponent	FG	PCT.	3FG	PCT.	FT	PCT.	ORB	DRB	REB	PF	PTS	A	TO	BLK	STL	MIN
vs. Emmanuel	3-9	.333	2-8	.250	0-0	.000	0	3	3	2	8	0	0	0	0	22
vs. Young Harris	5-14	.357	3-10	.300	0-1	.000	0	6	6	2	13	6	0	1	2	27
Wingate	2-4	.500	0-2	.000	0-0	.000	1	7	8	2	4	2	1	0	3	30
Lees-McRae	4-8	.500	2-5	.400	1-1	1.000	0	3	3	1	11	3	2	0	2	29
at Coker	7-10	.700	4-7	.571	0-0	.000	0	0	0	2	18	0	2	0	1	29
at Limestone	5-11	.454	3-7	.429	0-0	.000	0	3	3	0	13	2	1	0	2	32
at Carson-Newman	1-6	.167	0-3	.000	0-0	.000	1	2	3	1	2	2	1	0	1	23
at Catawba	2-7	.286	0-5	.000	0-0	.000	0	2	2	0	4	1	1	0	0	24
Anderson																
Tusculum																
Newberry																
Lincoln Memorial																
at Queens																
at Lincoln Memorial																
UVA Wise																
Carson-Newman																
at Wingate																
Coker																
at Mars Hill																
at Tusculum																
Limestone																
Catawba																
at Anderson																
at UVA Wise																
Mars Hill																
Queens																
at Newberry																

» NOTES

» After a rookie season that showed plenty of potential, Tyson enters his third season with the Bears.

ROYAL SHOWING

» Tyson broke out with a 9-point performance against Queens on Nov. 30, 2019. In just 13 minutes of game action, Tyson buried three triples (on five attempts) and grabbed three boards.

BACK-TO-BACKERS

» Tyson's 2019-20 would end prematurely but on a strong note. The freshman had a second straight 9-point performance in his finale and added three boards and a steal. Over his final two games, Tyson averaged 9.0 points, three rebounds and shot 55.5 percent from the field in just 20.0 minutes of action.

» CAREER STATS

Year	G	S	MIN	AVG	FG	FGA	PCT	3FG	3FGA	3PCT	FT	FTA	PCT	O	D	TOT	AVG	PF	D	A	TO	BLK	STL	PTS	AVG
2019-20	7	0	67	9.5	8	19	.421	5	14	.357	3	5	.600	6	6	12	1.7	6	0	0	1	0	3	24	3.4
2020-21	6	-	29	4.9	4	14	.286	3	10	.300	1	3	.333	1	1	2	0.3	2	0	1	0	0	1	12	2.0
2021-22	8	7	216	27.0	29	69	.420	14	47	.298	1	2	.500	2	26	28	3.5	10	0	16	8	1	11	73	9.1
TOTAL	21	7	311	14.8	41	102	.402	22	71	.309	5	10	.500	9	33	42	2.0	18	0	17	9	1	18	109	5.1



33 COOPER FOWLER

JR. | C | 6'11" | 275
GREENVILLE, S.C. | JL MANN HS



» CAREER HIGHS

Points	22	twice
Rebounds	10	twice
Assists	6	vs. Newberry 1/11/20
Steals	1	nine times
FG Made	8	twice
3FG Made	6	vs. Coker 1/4/20
FT Made	5	vs. Wingate 1/1/20

» PRODUCTION TRACKER

	2021-22	CAREER
Double-figure points	1	13
Double-doubles	--	2
20-pt games	--	2
5+ rebounds	--	18
5+ assists	--	2
Games with a made 3-ptr	5	29

» 2021-22 GAME-BY-GAME

Opponent	FG	PCT.	3FG	PCT.	FT	PCT.	ORB	DRB	REB	PF	PTS	A	TO	BLK	STL	MIN
vs. Emmanuel	2-7	.286	1-4	.250	0-0	.000	0	3	3	1	5	1	0	0	0	19
vs. Young Harris	0-0	.000	0-0	.000	0-0	.000	0	0	0	0	0	0	0	0	0	1
Wingate	4-8	.500	2-5	.400	0-0	.000	1	1	2	2	10	1	0	2	2	24
Lees-McRae	3-4	.750	1-2	.500	0-0	.000	1	2	3	3	7	1	0	0	1	13
at Coker	1-3	.333	0-2	.000	0-0	.000	1	0	1	1	2	1	1	0	0	11
at Limestone	0-1	.000	0-1	.000	0-0	.000	1	3	4	0	0	0	1	0	0	12
at Carson-Newman	1-2	.500	1-1	1.000	0-0	.000	0	2	2	1	3	0	0	0	0	8
at Catawba	1-3	.333	1-1	1.000	0-0	.000	1	0	1	1	3	2	0	0	0	10
Anderson																
Tusculum																
Newberry																
Lincoln Memorial																
at Queens																
at Lincoln Memorial																
UVA Wise																
Carson-Newman																
at Wingate																
Coker																
at Mars Hill																
at Tusculum																
Limestone																
Catawba																
at Anderson																
at UVA Wise																
Mars Hill																
Queens																
at Newberry																

» NOTES

- » Do-it-all big man returns looking for a breakout junior campaign
- » Named to South Atlantic Conference All-Freshmen Team.

DO IT ALL

- » Fowler has a little bit of everything in his game as evidenced by his stat line. At 6'10", Fowler had two games with at least five assists and shot 37.5 percent from long range. He also had 15 games with at least five boards and two double-doubles as a freshman.

SECRET WEAPON

- » After playing no more than 16 minutes in the 2019 portion of the schedule (eight games) and scoring a combined 21 points in that stretch, Fowler was unleashed once the calendar turned to 2020. On New Year's night, Fowler went for 22 points and 10 rebounds against Wingate and followed that up with another 22 point performance against Coker. Against the Cobras, Fowler went 6-of-8 from long range.

HOME COOKING

- » Fowler was a fan of Shuford Gym as a freshman, averaging 12.1 points per game and shooting 49.1 percent from the field and 43.1 percent from long range. Fowler also hit 81 percent of his free throws and averaged 5.6 rebounds a night.

MEMORABLE MOMENT

- » Fowler had a moment that will live on for a long time in the memories of teammates. Fowler's buzzer-beating putback sent LR past Wingate 86-85 and earned him the No. 8 top play in the SportsCenter top 10 plays.

» CAREER STATS

Year	G	S	MIN	AVG	FG	FGA	PCT	3FG	3FGA	3PCT	FT	FTA	PCT	O	D	TOT	AVG	PF	D	A	TO	BLK	STL	PTS	AVG
2019-20	27	20	560	20.7	82	181	.453	30	80	.375	30	44	.682	17	107	124	4.6	52	0	42	37	13	9	224	8.3
2020-21	14	13	253	18.1	30	73	.405	17	54	.315	7	9	.778	5	43	48	3.4	13	0	13	8	16	5	84	6.0
2021-22	8	7	98	12.3	12	28	.429	6	16	.375	0	0	.000	5	11	16	2.0	9	0	6	2	2	3	30	3.8
TOTAL	49	40	912	18.6	124	283	.438	53	150	.353	37	53	.698	27	161	188	3.8	74	0	61	47	31	17	338	6.9



» 2021-22 MISCELLANEOUS STATS



2021-22 Lenoir-Rhyne Men's Basketball Combined Team Statistics All games

Page 1/1
as of Dec 13, 2021

Game Records

Record	Overall	Home	Away	Neutral
ALL GAMES	3-5	1-1	1-3	1-1
CONFERENCE	2-3	1-0	1-3	0-0
NON-CONFERENCE	1-2	0-1	0-0	1-1

Score by Periods

Team	1st	2nd	OT	TOT
Lenoir-Rhyne	307	264	11	582
Opponents	301	303	13	617

Team Box Score

No. Player		Total					3-Point			F-Throw		Rebounds														
		GP-GS	MIN	AVG	FG-FGA	FG%	3FG-3FGA	3FG%	FT-FTA	FT%	OFF	DEF	TOT	AVG	PF	DQ	A	TO	BLK	STL	PTS	AVG				
5	JOHNSON, Jalen	8-6	232:17	29.0	38-84	.452	20-47	.426	18-21	.857	4	20	24	3.0	11	0	38	11	1	16	114	14.3				
15	KANGU, Kevin	8-7	249:43	31.2	37-87	.425	19-46	.413	11-13	.846	6	12	18	2.3	14	1	13	13	0	14	104	13.0				
23	TYSON, Nas	8-7	216:56	27.1	29-69	.420	14-47	.298	1-2	.500	2	26	28	3.5	10	0	16	8	1	11	73	9.1				
21	NESMITH, T.J.	8-1	118:39	14.8	27-38	.711	2-6	.333	15-19	.789	3	18	21	2.6	14	0	3	7	8	3	71	8.9				
2	WILSON, Salle	8-4	145:57	18.2	24-50	.480	4-16	.250	4-5	.800	2	10	12	1.5	17	0	6	10	2	7	56	7.0				
1	LEGANIA, Malik	7-0	116:29	16.6	19-32	.594	0-3	.000	1-8	.125	4	10	14	2.0	3	0	4	3	0	2	39	5.6				
4	JOSEPH, P.J.	7-0	60:21	8.6	10-24	.417	3-7	.429	4-10	.400	5	9	14	2.0	8	0	5	3	1	2	27	3.9				
33	FOWLER, Cooper	8-7	97:48	12.2	12-28	.429	6-16	.375	0-0	.000	5	11	16	2.0	9	0	6	2	2	3	30	3.8				
11	STEELE, Tim	8-5	126:54	15.9	10-35	.286	4-16	.250	2-4	.500	5	18	23	2.9	9	0	9	7	2	4	26	3.3				
12	MCCLAIN, Tyson	8-1	151:26	18.9	9-34	.265	4-22	.182	1-2	.500	4	16	20	2.5	11	0	8	11	0	2	23	2.9				
13	SHABAZZ, Elijah	6-1	60:23	10.1	4-12	.333	0-0	.000	2-6	.333	5	11	16	2.7	3	0	4	5	1	0	10	1.7				
0	MEDWINTER, Damion	6-1	45:28	7.6	2-7	.286	2-5	.400	3-4	.750	1	8	9	1.5	0	0	2	0	0	1	9	1.5				
3	METCALF, Marcus	1-0	02:39	2.7	0-0	.000	0-0	.000	0-0	.000	0	0	0	0.0	0	0	0	0	0	0	0	0.0				
Team											8	19	27					1								
Total		8	1625		221-500	.442	78-231	.338	62-94	.660	54	188	242	30.3	109	1	114	81	18	65	582	72.8				
Opponents		8	1623		226-466	.485	82-216	.380	83-119	.697	71	242	313	39.1	96	0	126	117	25	50	617	77.1				

Team Statistics

	LRU	OPP
Scoring	582	617
Points per game	72.8	77.1
Scoring margin	-4.4	-
Field goals-att	221-500	226-466
Field goal pct	.442	.485
3 point fg-att	78-231	82-216
3-point FG pct	.338	.380
3-pt FG made per game	9.8	10.3
Free throws-att	62-94	83-119
Free throw pct	.660	.697
F-Throws made per game	7.8	10.4
Rebounds	242	313
Rebounds per game	30.3	39.1
Rebounding margin	-8.9	-
Assists	114	126
Assists per game	14.3	15.8
Turnovers	81	117
Turnovers per game	10.1	14.6
Turnover margin	+4.5	-
Assist/turnover ratio	1.4	1.1
Steals	65	50
Steals per game	8.1	6.3
Blocks	18	25
Blocks per game	2.3	3.1
Winning streak	0	-
Home win streak	0	-
Attendance	1064	1143
Home games-Avg/Game	2-532	4-286
Neutral site-Avg/Game	-	2-134

Team Results

Date	Opponent		Score	Att.
11/12/2021	vs Emmanuel (GA)	L	65-80	131
11/13/2021	vs Young Harris	W	94-86	136
11/17/2021	Wingate	W	75-70	632
11/20/2021	Lees-McRae	L	81-84	432
11/23/2021	at Coker	W	67-64	200
11/27/2021	at Limestone	L	54-70	192
12/01/2021	at Carson-Newman	L	57-72	577
12/11/2021	at Catawba	Lot	89-91	174



» 2021-22 MISCELLANEOUS STATS



2021-22 Lenoir-Rhyne Men's Basketball Team High/Low Analysis All games

Page 1/4
as of Dec 13, 2021

Lenoir-Rhyne - Game Highs

POINTS	94		vs Young Harris (N) (11/13/2021)
	89		at Catawba (12/11/2021)
	81		Lees-McRae (11/20/2021)
	75		Wingate (11/17/2021)
	67		at Coker (11/23/2021)
FIELD GOALS MADE	37		vs Young Harris (N) (11/13/2021)
	34		at Catawba (12/11/2021)
FIELD GOAL ATTEMPTS	75		at Catawba (12/11/2021)
	72		Lees-McRae (11/20/2021)
FIELD GOAL PERCENTAGE	.521	(37-71)	vs Young Harris (N) (11/13/2021)
	.492	(29-59)	Wingate (11/17/2021)
3 PT FG MADE	17		vs Young Harris (N) (11/13/2021)
	11		Lees-McRae (11/20/2021)
3 PT FG ATTEMPTS	40		vs Young Harris (N) (11/13/2021)
	31		at Coker (11/23/2021)
	31		vs Emmanuel (GA) (N) (11/12/2021)
3 PT FG PERCENTAGE	.425	(17-40)	vs Young Harris (N) (11/13/2021)
	.407	(11-27)	Lees-McRae (11/20/2021)
FREE THROWS MADE	12		vs Emmanuel (GA) (N) (11/12/2021)
	11		at Catawba (12/11/2021)
FREE THROW ATTEMPTS	18		at Catawba (12/11/2021)
	18		vs Emmanuel (GA) (N) (11/12/2021)
FREE THROW PERCENTAGE	.833	(10-12)	Lees-McRae (11/20/2021)
	.833	(5-6)	at Carson-Newman (12/01/2021)
REBOUNDS	36		at Catawba (12/11/2021)
	35		vs Young Harris (N) (11/13/2021)
ASSISTS	21		vs Young Harris (N) (11/13/2021)
	18		Lees-McRae (11/20/2021)
STEALS	12		Wingate (11/17/2021)
	11		Lees-McRae (11/20/2021)
BLOCKED SHOTS	4		at Carson-Newman (12/01/2021)
	3		at Coker (11/23/2021)
	3		Lees-McRae (11/20/2021)
	3		Wingate (11/17/2021)
TURNOVERS	15		vs Emmanuel (GA) (N) (11/12/2021)
	14		at Limestone (11/27/2021)
FOULS	18		at Catawba (12/11/2021)
	17		Lees-McRae (11/20/2021)



» 2021-22 MISCELLANEOUS STATS



2021-22 Lenoir-Rhyne Men's Basketball Team High/Low Analysis All games

Page 3/4
as of Dec 13, 2021

Lenoir-Rhyne - Game Lows

POINTS	54		at Limestone (11/27/2021)
	57		at Carson-Newman (12/01/2021)
	65		vs Emmanuel (GA) (N) (11/12/2021)
	67		at Coker (11/23/2021)
	75		Wingate (11/17/2021)
FIELD GOALS MADE	21		at Limestone (11/27/2021)
	22		at Carson-Newman (12/01/2021)
	22		vs Emmanuel (GA) (N) (11/12/2021)
FIELD GOAL ATTEMPTS	54		at Coker (11/23/2021)
	55		at Limestone (11/27/2021)
FIELD GOAL PERCENTAGE	.379	(22-58)	at Carson-Newman (12/01/2021)
	.382	(21-55)	at Limestone (11/27/2021)
3 PT FG MADE	5		at Limestone (11/27/2021)
	8		at Carson-Newman (12/01/2021)
	8		Wingate (11/17/2021)
3 PT FG ATTEMPTS	19		at Limestone (11/27/2021)
	23		at Carson-Newman (12/01/2021)
3 PT FG PERCENTAGE	.263	(5-19)	at Limestone (11/27/2021)
	.267	(8-30)	Wingate (11/17/2021)
FREE THROWS MADE	3		vs Young Harris (N) (11/13/2021)
	5		at Carson-Newman (12/01/2021)
	5		at Coker (11/23/2021)
FREE THROW ATTEMPTS	6		at Carson-Newman (12/01/2021)
	7		at Coker (11/23/2021)
FREE THROW PERCENTAGE	.375	(3-8)	vs Young Harris (N) (11/13/2021)
	.500	(7-14)	at Limestone (11/27/2021)
REBOUNDS	23		at Coker (11/23/2021)
	26		at Carson-Newman (12/01/2021)
ASSISTS	10		at Limestone (11/27/2021)
	11		Wingate (11/17/2021)
	11		vs Emmanuel (GA) (N) (11/12/2021)
STEALS	5		at Limestone (11/27/2021)
	6		at Carson-Newman (12/01/2021)
	6		at Coker (11/23/2021)
BLOCKED SHOTS	0		at Catawba (12/11/2021)
	1		at Limestone (11/27/2021)
TURNOVERS	7		at Carson-Newman (12/01/2021)
	8		Lees-McRae (11/20/2021)
	8		vs Young Harris (N) (11/13/2021)
FOULS	8		vs Young Harris (N) (11/13/2021)
	10		at Coker (11/23/2021)



» 2021-22 MISCELLANEOUS STATS



2021-22 Lenoir-Rhyne Men's Basketball Team High/Low Analysis All games

Page 2/4
as of Dec 13, 2021

Opponent - Game Highs

POINTS	91		at Catawba (12/11/2021)
	86		vs Young Harris (N) (11/13/2021)
	84		Lees-McRae (11/20/2021)
	80		vs Emmanuel (GA) (N) (11/12/2021)
	72		at Carson-Newman (12/01/2021)
FIELD GOALS MADE	33		at Catawba (12/11/2021)
	33		vs Young Harris (N) (11/13/2021)
FIELD GOAL ATTEMPTS	66		vs Young Harris (N) (11/13/2021)
	62		at Catawba (12/11/2021)
FIELD GOAL PERCENTAGE	.532	(33-62)	at Catawba (12/11/2021)
	.525	(32-61)	Lees-McRae (11/20/2021)
3 PT FG MADE	16		vs Young Harris (N) (11/13/2021)
	14		vs Emmanuel (GA) (N) (11/12/2021)
3 PT FG ATTEMPTS	38		vs Young Harris (N) (11/13/2021)
	30		at Limestone (11/27/2021)
	30		at Coker (11/23/2021)
3 PT FG PERCENTAGE	.538	(14-26)	vs Emmanuel (GA) (N) (11/12/2021)
	.421	(16-38)	vs Young Harris (N) (11/13/2021)
FREE THROWS MADE	17		Wingate (11/17/2021)
	16		at Catawba (12/11/2021)
FREE THROW ATTEMPTS	26		at Catawba (12/11/2021)
	22		Wingate (11/17/2021)
FREE THROW PERCENTAGE	.773	(17-22)	Wingate (11/17/2021)
	.769	(10-13)	at Carson-Newman (12/01/2021)
	.769	(10-13)	vs Emmanuel (GA) (N) (11/12/2021)
REBOUNDS	43		at Catawba (12/11/2021)
	43		at Carson-Newman (12/01/2021)
ASSISTS	25		vs Young Harris (N) (11/13/2021)
	18		at Limestone (11/27/2021)
STEALS	11		vs Emmanuel (GA) (N) (11/12/2021)
	7		at Limestone (11/27/2021)
	7		Lees-McRae (11/20/2021)
	7		vs Young Harris (N) (11/13/2021)
BLOCKED SHOTS	8		Lees-McRae (11/20/2021)
	7		at Catawba (12/11/2021)
TURNOVERS	17		Wingate (11/17/2021)
	16		Lees-McRae (11/20/2021)
	16		vs Emmanuel (GA) (N) (11/12/2021)
FOULS	16		vs Emmanuel (GA) (N) (11/12/2021)
	15		at Catawba (12/11/2021)



» 2021-22 MISCELLANEOUS STATS



2021-22 Lenoir-Rhyne Men's Basketball Team High/Low Analysis All games

Page 4/4
as of Dec 13, 2021

Opponent - Game Lows

POINTS	64		at Coker (11/23/2021)
	70		at Limestone (11/27/2021)
	70		Wingate (11/17/2021)
	72		at Carson-Newman (12/01/2021)
	80		vs Emmanuel (GA) (N) (11/12/2021)
FIELD GOALS MADE	23		Wingate (11/17/2021)
	24		at Coker (11/23/2021)
FIELD GOAL ATTEMPTS	52		Wingate (11/17/2021)
	55		at Coker (11/23/2021)
	55		vs Emmanuel (GA) (N) (11/12/2021)
FIELD GOAL PERCENTAGE	.436	(24-55)	at Coker (11/23/2021)
	.442	(23-52)	Wingate (11/17/2021)
3 PT FG MADE	7		Wingate (11/17/2021)
	8		at Carson-Newman (12/01/2021)
3 PT FG ATTEMPTS	21		Wingate (11/17/2021)
	22		at Catawba (12/11/2021)
	22		at Carson-Newman (12/01/2021)
3 PT FG PERCENTAGE	.300	(9-30)	at Limestone (11/27/2021)
	.333	(10-30)	at Coker (11/23/2021)
	.333	(9-27)	Lees-McRae (11/20/2021)
	.333	(7-21)	Wingate (11/17/2021)
FREE THROWS MADE	4		vs Young Harris (N) (11/13/2021)
	6		at Coker (11/23/2021)
FREE THROW ATTEMPTS	8		at Coker (11/23/2021)
	9		vs Young Harris (N) (11/13/2021)
FREE THROW PERCENTAGE	.444	(4-9)	vs Young Harris (N) (11/13/2021)
	.615	(16-26)	at Catawba (12/11/2021)
REBOUNDS	35		vs Emmanuel (GA) (N) (11/12/2021)
	36		Wingate (11/17/2021)
ASSISTS	7		Wingate (11/17/2021)
	14		at Catawba (12/11/2021)
STEALS	3		at Coker (11/23/2021)
	4		at Carson-Newman (12/01/2021)
BLOCKED SHOTS	0		Wingate (11/17/2021)
	1		vs Emmanuel (GA) (N) (11/12/2021)
TURNOVERS	12		at Carson-Newman (12/01/2021)
	12		at Limestone (11/27/2021)
FOULS	9		at Carson-Newman (12/01/2021)
	9		vs Young Harris (N) (11/13/2021)



» 2021-22 MISCELLANEOUS STATS

Statistic	National Rank	Conference Rank	Value	National Leader	Value	Conference Leader	Value
3-pt Field Goal Attempts (297 ranked)	69	7	231	Northern St.	376	Lincoln Memorial	294
Assist Turnover Ratio (297 ranked)	29	1	1.41	Lake Superior St.	2.39	Lenoir-Rhyne	1.41
Assists Per Game (297 ranked)	118	6	14.2	Nova Southeastern	24.4	Lincoln Memorial	20.0
Blocked Shots Per Game (297 ranked)	218	8	2.2	Tex. A&M-Commerce	7.2	Tusculum	4.4
Defensive Rebounds per Game (297 ranked)	250	11	23.50	Lincoln Memorial	33.44	Lincoln Memorial	33.44
Fewest Fouls (297 ranked)	31	1	109	P.R.-Rio Piedras	49	Lenoir-Rhyne	109
Fewest Turnovers (297 ranked)	21	1	81	P.R.-Rio Piedras	34	Lenoir-Rhyne	81
Field-Goal Percentage (297 ranked)	183	9	44.2	Indiana (PA)	54.2	Lincoln Memorial	50.3
Field-Goal Percentage Defense (297 ranked)	274	11	48.5	Lubbock Christian	36.0	Lincoln Memorial	40.7
Free Throw Attempts (297 ranked)	288	13	94	MSU Moorhead	269	Queens (NC)	247
Free Throws Made (297 ranked)	286	13	62	MSU Moorhead	200	Anderson (SC)	161
					Queens (NC)	161	
Free-Throw Percentage (297 ranked)	237	11	66.0	Truman	84.7	Wingate	74.5
Offensive Rebounds Per Game (297 ranked)	289	13	6.75	West Chester	17.00	Queens (NC)	15.90
Personal Fouls Per Game (297 ranked)	17	1	13.6	Hillsdale	11.1	Lenoir-Rhyne	13.6
Rebound Margin (297 ranked)	291	13	-8.9	UC-Colo. Springs	15.9	Queens (NC)	7.0
Scoring Defense (297 ranked)	227	7	77.1	Fort Hays St.	53.2	Carson-Newman	67.6
Scoring Margin (297 ranked)	234	10	-4.4	Texas-Tyler	28.8	Lincoln Memorial	14.4
Scoring Offense (297 ranked)	194	12	72.8	Nova Southeastern	100.3	Lincoln Memorial	88.7
Steals Per Game (297 ranked)	65	2	8.1	Nova Southeastern	19.6	Queens (NC)	8.6
Three Pt FG Defense (297 ranked)	267	12	38.0	Mercyhurst	24.8	Wingate	28.8
Three-Point Field Goals Per Game (297 ranked)	40	2	9.8	Young Harris	14.1	Lincoln Memorial	12.1
Three-Point Field-Goal Percentage (297 ranked)	164	8	33.8	Augusta	45.4	Carson-Newman	38.4
Total 3-point FGM (297 ranked)	82	9	78	Northern St.	136	Lincoln Memorial	109
Total Assists (297 ranked)	160	9	114	Alabama Huntsville	209	Lincoln Memorial	180
				Ferris St.	209		
Total Blocks (297 ranked)	223	9	18	AUM	66	Carson-Newman	41
					Mars Hill	41	
Total Rebounds (297 ranked)	272	13	242	MSU Moorhead	536	Wingate	414
Total Rebounds Per Game (297 ranked)	288	13	30.25	Florida Tech	46.70	Lincoln Memorial	41.56
Total Steals (297 ranked)	116	6	65	Nova Southeastern	137	Queens (NC)	86
Turnover Margin (292 ranked)	19	2	4.5	Nova Southeastern	13.6	Queens (NC)	5.1
Turnovers Forced (297 ranked)	110	3	14.62	Nova Southeastern	28.57	Queens (NC)	15.90
Turnovers Per Game (297 ranked)	17	1	10.1	Franklin Pierce	8.0	Lenoir-Rhyne	10.1

Statistic	Player	National Rank	Conference Rank	Value	National Leader	Value	Conference Leader	Value
3-pt Field Goal Attempts (233 ranked)	Jalen Johnson Nas Tyson	233 233	19 19	47	Trevor Hudgins, Northwest Mo. St.	117	Sean Elmore, Wingate	75
Assist Turnover Ratio (250 ranked)	Jalen Johnson	26	2	3.45	Kaden Evans, Emporia St.	6.00	Chase Rankin, Lincoln Memorial	3.76
Assists Per Game (248 ranked)	Jalen Johnson	61	5	4.8	Nick Smith, Nova Southeastern	8.4	Chase Rankin, Lincoln Memorial	7.1
Blocked Shots Per Game (245 ranked)	T.J. Nesmith	154	8	1.00	Clashon Gaffney, Tex. A&M-Commerce	4.50	Bryant Thomas, Carson-Newman	2.40
Defensive Rebounds per Game (248 ranked)					Mekhill Noble, Florida Tech	9.20	Jordan Guest, Lincoln Memorial	7.11
Double Doubles (18 ranked)					Mekhill Noble, Florida Tech	9	Caleb Robinson, Catawba	4
					Andrew Sischo, Daemen	9	Quandaveon McCollum, Newberry	4
Field-Goal Percentage (250 ranked)					Mario Lacy, Jr., Belmont Abbey	78.3	Joel Pettiford, UVA Wise	71.4
Free Throw Attempts (237 ranked)					Tray Buchanan, Emporia St.	90	Caleb Robinson, Catawba	88
Free Throws Made (239 ranked)					Tray Buchanan, Emporia St.	80	Caleb Robinson, Catawba	53
Free-Throw Percentage (250 ranked)					Stevie Strong, Newman	100.0	Alex Dahling, Lincoln Memorial	91.3
					Nicholas Lang, Mercyhurst	100.0		
Minutes Per Game (150 ranked)					Darius Kinnel, Jefferson	39:37	Quin Nottingham, Anderson (SC)	34:29
Offensive Rebounds Per Game (248 ranked)					Andrew Sischo, Daemen	5.00	Quandaveon McCollum, Newberry	4.11
Points Per Game (250 ranked)					Tray Buchanan, Emporia St.	27.2	Caleb Robinson, Catawba	22.0
Rebounds Per Game (248 ranked)					Laolu Oke, MSU Denver	13.5	Jordan Guest, Lincoln Memorial	8.8
Steals Per Game (246 ranked)	Jalen Johnson Kevin Kangu	76 149	2 5	2.00 1.75	Frank Webb Jr., Saint Leo	4.12	Tripp Davis, Carson-Newman	2.40
Three-Point Field Goals Per Game (237 ranked)	Jalen Johnson Kevin Kangu	113 136	7 8	2.50 2.38	Seth McCoy, Young Harris	5.50	Matthew Sells, Lincoln Memorial	3.00
Three-Point Field-Goal Percentage (120 ranked)	Jalen Johnson	70	3	42.6	Jaxon Gunville, Minot St.	62.5	Mekell Burries, Lincoln Memorial	51.0
Total 3-point FGM (232 ranked)	Jalen Johnson Kevin Kangu	162 187	9 11	20 19	Trevor Hudgins, Northwest Mo. St.	51	Sean Elmore, Wingate Andreas Wilson, Wingate	28 28
Total Assists (241 ranked)	Jalen Johnson	87	7	38	Max Cody, Minot St.	87	Chase Rankin, Lincoln Memorial	64
Total Blocks (236 ranked)	T.J. Nesmith	182	10	8	Majur Majak, New Haven	35	Bryant Thomas, Carson-Newman	24
Total Field Goal Attempts (242 ranked)					Wayne Arnold, CUI	198	Caleb Robinson, Catawba	140
Total Field Goals Made (250 ranked)					Andrew Sischo, Daemen	95	Caleb Robinson, Catawba	81
Total Minutes (150 ranked)					Will Eames, Missouri Western	424:41	Trevion Lamar, Catawba	343:59
Total Points (249 ranked)					Tray Buchanan, Emporia St.	272	Caleb Robinson, Catawba	220
Total Rebounds (241 ranked)					Andrew Sischo, Daemen	133	Isayah Johnson, Mars Hill	85
Total Steals (249 ranked)	Jalen Johnson Kevin Kangu	116 191	4 8	16 14	Frank Webb Jr., Saint Leo	33	Tripp Davis, Carson-Newman	24
Triple Doubles (1 ranked)					4 players tied	1	Chase Rankin, Lincoln Memorial	1