

LR MATCHUP LMU

» 2020-21 SCHEDULE

Date	Opponent	Time/Result
D. 12	Catawba	W, 93-86
D. 16	at Mars Hill	W, 69-65
J. 2	at #19 Queens	L, 68-88
J. 9	#2 Lincoln Memorial	4:30 PM
J. 11	at Anderson	5:30 PM
J. 13	at UVA Wise	8 PM
J. 16	at Carson-Newman	4:30 PM
J. 20	Wingate	8 PM
J. 23	at Coker	4:30 PM
J. 27	Mars Hill	8 PM
J. 30	Tusculum	4:30 PM
F. 6	Limestone	4:30 PM
F. 8	at Tusculum	5:30 PM
F. 10	at Catawba	8 PM
F. 13	Anderson	4:30 PM
F. 17	UVA Wise	8 PM
F. 20	at Mars Hill	4:30 PM
F. 24	at Queens	8 PM
F. 27	Newberry	4:30 PM
M. 3	SAC Tournament Quarters	TBA
M. 6	SAC Tournament Semis	TBA
M. 7	SAC Tournament Champ.	TBA

Home games in **RED**

#2 LINCOLN MEMORIAL (7-0, 4-0 SAC) VS. LENOIR-RHYNE BEARS (2-1, 2-1 SAC)

JAN. 9 | SHUFORD GYMNASIUM | HICKORY, N.C. | 4:30 P.M.

» THE COACHES

Lincoln Memorial:

Josh Schertz

Career Record: 325-65 (13th season)

Record at LMU: 325-65 (13th season)

Lenoir-Rhyne:

Everick Sullivan

Career Record: 165-85 (9th year)

Record at Lenoir-Rhyne: 58-59 (5th year)

» BROADCAST INFORMATION

Web: lrbeats.com/watch

SAC Live

Announcers: Adekale Ande

Broadcast start time: 4:15 PM

All Lenoir-Rhyne home basketball games will be streamed on lrbeats.com/watch with the postgame being uploaded to YouTube and lrbeats.com. All broadcasts go live 15 minutes prior to the scheduled tip time.

» THE SERIES

Overall: Lincoln Memorial leads, 23-9

Current streak: L2

In Hickory: 6-10

In Harrogate: 3-13

Neutral sites: 0-0

Last matchup: LMU 90, LR 78 (2/5/2020)

First matchup: LMU 77, LR 63 (12/19/93)

Largest margin of victory: 26, 89-63 (2/16/08)

Smallest margin of victory: 2, 85-83 (3/2/19)

» THE VENUE

Arena: Shuford Memorial Gymnasium

Address: 625 7th Ave.

Hickory, N.C. 28601

Location: Hickory, N.C.

Capacity: 2,300

Built: 1956

» TEAM STAT COMPARISON



94.1	55.8	41.9	66.4	38.4	25.5	38.4	23.3	2.1	9.4	15.1
POINTS	FG %	3PT %	SCORING DEFENSE	FG % DEFENSE	3PT % DEFENSE	REB.	ASSISTS	BLOCKS	STEALS	TO
76.7	46.2	32.9	79.7	51.1	39.1	27.3	13.7	0.7	6.7	13.3



» WEBCAST/RADIO ROSTER



Damion Medwinter
#0 | 6'4" | F | R-Fr.



Davion Bradford
#1 | 6'0" | G | Sr.



Salle Wilson
#2 | 6'4" | F | Fr.



Mason Hawks
#3 | 6'0" | G | Sr.




Elijah Shabazz
#4 | 6'5" | F | So.



Marcus Metcalf
#5 | 6'0" | G | R-Fr.



Darius Simmons
#10 | 5'11" | G | R-Sr.



Anthony Rice
#11 | 5'11" | G | Sr.



Tyson McClain
#12 | 5'11" | G | R-Jr.




Zim Fields
#13 | 6'4" | G | So.



Marcus Owens Castrillo
#14 | 6'5" | F | R-Fr.




Tim Steele
#15 | 6'5" | F | Fr.



Sam Deal
#20 | 5'11" | G | So.



R.J. Gunn
#21 | 6'7" | F | Sr.



Nas Tyson
#23 | 6'1" | G | So.



Armon Muldrew
#24 | 6'1" | G | Fr.



Percy Fyle
#32 | 6'8" | C | Fr.



Cooper Fowler
#33 | 6'11" | C | So.



Everick Sullivan
Head Coach



Zach Corliss
Assistant Coach



Blake Simmons
Assistant Coach

» NUMERICAL ROSTER

#	Name	Ht.	Wt.	Pos	CL	Hometown
0	Damion Medwinter	6-4	200	F	R-Fr.	Trumbull, Conn.
1	Davion Bradford	6-0	195	G	Sr.	Pontiac, Mich.
2	Salle Wilson	6-4	190	F	Fr.	Baton Rouge, La.
3	Mason Hawks	6-0	180	G	Sr.	Mount Airy, N.C.
4	Elijah Shabazz	6-5	215	F	So.	Raleigh, N.C.
5	Marcus Metcalf	6-0	160	G	R-Fr.	Goldsboro, N.C.
10	Darius Simmons	5-11	180	G	R-Sr.	Raleigh, N.C.
11	Anthony Rice	5-11	190	G	Sr.	Atlanta, Ga.
12	Tyson McClain	5-11	170	G	R-Jr.	Spartanburg, S.C.
13	Zim Fields	6-4	200	F	So.	Savannah, Ga.
14	Marcus Owens Castrillo	6-5	190	F	R-Fr.	Punta Del Este, Uruguay
15	Tim Steele	6-5	250	F	Fr.	Myrtle Beach, S.C.
20	Sam Deal	5-11	180	G	So.	Hickory, N.C.
21	R.J. Gunn	6-7	245	F	Sr.	Columbia, S.C.
23	Nas Tyson	6-1	200	G	So.	Wingate, N.C.
24	Armon Muldrew	6-1	190	G	Fr.	Perris, Calif.
32	Percy Fyle	6-8	210	C	Fr.	Charlotte, N.C.
33	Cooper Fowler	6-11	275	C	So.	Greenville, S.C.

Head Coach: Everick Sullivan; Fifth Season at Lenoir-Rhyne

Assistant Coach: Zach Corliss

Assistant Coach: Blake Simmons

» ROSTER BREAKDOWN (BY STATE)



North Carolina (7)

Mason Hawks
Marcus Metcalf
Darius Simmons
Sam Deal
Elijah Shabazz
Nas Tyson
Percy Fyle



South Carolina (4)

Tyson McClain
Tim Steele
R.J. Gunn
Cooper Fowler



Georgia (2)

Zim Fields
Anthony Rice



Michigan (1)

Davion Bradford



California (1)
Armon Muldrew



Connecticut (1)
Damion Medwinter



Louisiana (1)
Salle Wilson



Uruguay (1)
Marcus Owens
Castrillo



» LENOIR-RHYNE NOTES

HISTORIC 100TH SEASON

- » This is the historic 100th season of Lenoir-Rhyne men's basketball. The program began competition in 1919 but were shut down for two seasons due to World War II. The Bears have won 19 regular season championships and 12 conference tournaments in their history.
- » The Bears are just 8 wins shy of 1,400 as a program and own an all-time winning percentage of .552 in the first 99 years of basketball.
- » 62 of the first 99 seasons have been winning seasons for the Bears. Last year, the Bears went 14-14 which is only the third time in history that LR finished a season exactly at .500.

LAST TIME OUT

- » In a game that was finalized 27 hours before tip-off, Lenoir-Rhyne dropped an 88-68 decision at No. 19 Queens on Saturday. Queens was scheduled to play Mars Hill but that game was postponed due to COVID protocols and the Bears took Mars Hill's spot.
- » Queens shot 61.4 percent from the field in the game and 50.0 percent from long range while the Bears hit on just 45.3 percent of their attempts.
- » Darius Simmons led the Bears with 16 points and R.J. Gunn had 13. The only other Bear in double figures was Zim Fields who had 10 points.
- » After knocking down 26 free throws against Mars Hill, the Bears only converted two free throws (on six attempts) against Queens.

NO L-MU

- » Lincoln Memorial comes into this weekend's matchup sporting a 39-game winning streak, the longest in all of NCAA Division II.
- » Lincoln Memorial has won 14 straight road games and 29 consecutive South Atlantic Conference contests.
- » The last LMU loss came in the 2019-20 season opener, an overtime loss against #5/7 West Texas A&M on Nov. 1, 2019.
- » LMU has won 21 of the 28 head-to-head South Atlantic Conference regular season matchups with Lenoir-Rhyne, including 20 of the last 21 matchups.

VS. RANKED OPPONENTS

- » Since the start of the 1989-90 season, the Lenoir-Rhyne Men's Basketball Team has played in 59 games against ranked opponents. The Bears are 11-48 in those contests.
- » Before engineering an upset of No. 6/9 Queens on Jan. 30, 2019, the Bears had lost 11 straight games against ranked opponents. The Bears went 2 1/2 years without a win over a ranked opponent before that win over Queens.
- » The Railsplitters have ranked No. 2 in the nation throughout the season.

JOHN LENTZ COURT

- » The playing surface at Shuford Gym was dedicated to John Lentz on Feb. 8, 2020 and Lenoir-Rhyne is 4-1 on Lentz Court. This is the 733rd all-time game inside Shuford Gymnasium for the Bears.

» LENOIR-RHYNE BY THE NUMBERS

Seasons of Men's Basketball	100
Winning seasons	62
Losing seasons	34
.500 seasons	3
Consecutive winning seasons	16
Consecutive losing seasons	6
Wins in a season	26 (1962-63)
Longest winning streak	24 (1956-57)
Regular Season Championships	19 (last in 2008-09)
Conf. Tournament Championships	12 (last in 2003)
Longest home winning streak	25 (1955-58)
All-time games played	2,519
All-time record	1,392-1,127
All-time SAC record	287-222
1,000 point scorers	53
20+ win seasons	20 (last in 2018-19)
LR 100-point games	83 (last in 2019-20)
All-Americans	8 (last in 2015)
All-Conference players	81 (last in 2019-20)
SAC Players of the Year	5 (last in 2015-16)
SAC Freshmen of the Year	4 (last in 2005-06)
NCAA Tournament appearances	7 (last in 2019)
NCAA Tournament record	3-7
Highest national ranking	11
Weeks in national rankings	15
Most consecutive weeks in national poll	5
Games played at Shuford Gym	732
Total season at Shuford Gym	65
Winning seasons at Shuford Gym	50
Losing seasons at Shuford Gym	10
Undefeated seasons at Shuford Gym	3
.500 seasons at Shuford Gym	4
Longest home winning streak	25 (1955-58)
Most home wins in a season	14 (1966-67)
Most home losses in a season	10 (2010-11)
Most home wins in a two-year span	24 (1965-67)
Most home wins in a three-year span	35 (1964-67)

» LAST 10 GAMES VS. LINCOLN MEMORIAL (1-9)

Date	Location	Result	Leading LR Scorer
1-30-16	Harrogate, Tenn.	L, 75-86	Keenan Palmore, 31
3-15-16	Hickory, N.C.	L, 80-103	Keenan Palmore, 23
11-30-16	Harrogate, Tenn.	L, 50-91	Ben Zemonek, 13
1-28-17	Hickory, N.C.	L, 75-97	Reed Lucas, 19
12-30-17	Hickory, N.C.	L, 55-72	Cory Thomas, 23
1-27-18	Harrogate, Tenn.	L, 59-103	Djibril Diallo, 18
1-19-19	Harrogate, Tenn.	L, 68-79	Cory Thomas, 14
3-2-19	Hickory, N.C.	W, 85-83	Cory Thomas, 25
12-18-19	Harrogate, Tenn.	L, 77-97	R.J. Gunn, 23
2-5-20	Hickory, N.C.	L, 78-90	R.J. Gunn, 21

» MILESTONE WINS

Win #1 (1919-20)	Lenoir-Rhyne 16, Hickory Town 4
Win #100 (1932-33)	Lenoir-Rhyne 34, Catawba 32
Win #200 (1944-45)	Lenoir-Rhyne 37, Shelby YMCA 23
Win #300 (1952-53)	Lenoir-Rhyne 77, Guilford 69
Win #400 (1957-58)	Lenoir-Rhyne 71, High Point 66
Win #500 (1962-63)	Lenoir-Rhyne 96, Guilford 48
Win #600 (1967-68)	Lenoir-Rhyne 85, Guilford 79
Win #700 (1973-74)	Lenoir-Rhyne 78, Elon 68
Win #800 (1980-81)	Lenoir-Rhyne 79, Wingate 78
Win #900 (1987-88)	Lenoir-Rhyne 75, Atl. Christian 65
Win #1,000 (1992-93)	Lenoir-Rhyne 85, Okla. City 67
Win #1,100 (2000-01)	Lenoir-Rhyne 67, Carson-Newman 62
Win #1,200 (2006-07)	Lenoir-Rhyne 63, Lincoln Memorial 55
Win #1,300 (2013-14)	Lenoir-Rhyne 77, Coker 68



» LENOIR-RHYNE NOTES (CONTINUED)

CHASING 300

» Lenoir-Rhyne enters the game with 287 all-time win in South Atlantic Conference play. That number ranks as the most in the conference, more than 20 more than any other league foe since the SAC began in 1989-90.

CHASING 1K

» Teammates Darius Simmons and R.J. Gunn each entered the season with 917 career points. After the Queens game, Simmons is up to 972 points for his career and Gunn is sitting at 955.

» The last time a Lenoir-Rhyne player reached the 1,000 point mark for his career came back in 2018 when Reed Lucas reached the milestone.

» 53 players in the history of Lenoir-Rhyne men's basketball have scored 1,000 points and the duo of Gunn and Simmons have a strong chance to push that number to 55.

LEAGUE LEADERS

» The Bears are tied with Lincoln Memorial for the most regular season championships in conference history with eight. Catawba has six and Wingate has five.

VETERAN CORE

» The veteran Lenoir-Rhyne squad is returning 2,297 of the 2,306 points scored from a season ago. The only player lost since last season was Khaileel Dailey who averaged under seven minutes a game and scored nine

points for LR in 17 games played.

» All four all-conference selections from a season ago are back with Gunn (First Team) and Simmons (Honorable Mention) being joined by All-Freshman Team members Zim Fields and Cooper Fowler.

ABOUT THE SPLITTERS

» LMU leads the nation in assists per game at 23.3 and also leads all of DII in field goal percentage at 57.7 percent.

» On top of those two categories, LMU leads the nation in 10 other categories including scoring margin, 3-point field goals percentage and total 3-point field goals made.

» Individually, Cameron Henry and Julius Brown rank third and fourth respectively in the nation in total steals. PG Xavier Bledson is seventh in the nation in total assists with 32 and Devin Whitfield is 16th in the nation at 22.0 points per game.

» Josh Schertz owns a 325-65 all-time record at Lincoln Memorial with an .833 career winning percentage. Of all active Division II men's coaches, Schertz's winning percentage ranks second behind Jim Crutchfield at Nova Southeastern who is 428-81 (.841 winning pct.).

» NCAA DII TOP 25

School	Record	Last
1 Northwest Missouri State	5-0	1
2 Lincoln Memorial	6-0	2
3 West Texas A&M	1-0	3
4 Colorado School of Mines	7-0	4
5 Washburn (Kan.)	7-0	5
6 Findlay (Ohio)	5-0	10
7 Northern State (S.D.)	2-0	8
8 West Liberty (W. Va.)	0-0	7
9 Valdosta State (Ga.)	3-0	11
10 Colorado Mesa	6-0	14
11 Augusta (Ga.)	2-0	15
12 St. Thomas Aquinas (N.Y.)	0-0	12
13 Truman State (Mo.)	6-1	7
14 Augustana (S.D.)	2-0	16
15 Azusa Pacific (Calif.)	0-0	13
16 Mercyhurst (Pa.)	3-0	17
17 St. Edward's (Texas)	3-1	9
18 Alabama Huntsville	4-1	20
19 Queens (N.C.)	3-2	19
20 Point Loma (Calif.)	0-0	18
21 DBU (Texas)	3-0	25
22 Missouri Western	6-1	22
23 Fairmont State (W. Va.)	0-0	21
24 Lubbock Christian	4-0	NR
25 Hillsdale (Mich.)	3-1	23

Others receiving votes: Sioux Falls (S.D.) 23, Tusculum (Tenn.) 17, Seattle Pacific (Wash.) 15, Southern Nazarene (Okla.) 10, Southwest Baptist (Mo.) 10, Texas A&M-Kingsville 9, Missouri-St. Louis 8, Flagler (Fla.) 7, Walsh (Ohio) 6, Union (Tenn.) 4, Charleston (W.Va.) 3, Wingate (N.C.) 2, Georgia Southwestern 1, Upper Iowa 1.

Dropped out: Tusculum (24).

» PROJECTED STARTING FIVE

	Player	PPG	RPG	APG	FG%	3PT%	FT%	MIN
10	Darius Simmons	18.3	1.0	2.0	51.7	50.0	82.6	29.0
3	Mason Hawks	10.7	1.0	3.3	50.0	36.4	80.0	26.0
1	Davion Bradford	7.0	3.3	2.7	57.1	40.0	60.0	23.3
21	R.J. Gunn	12.7	5.3	2.3	41.7	33.3	50.0	29.0
33	Cooper Fowler	0.7	3.3	1.7	12.5	0.0	0.0	13.3



LINEUP CHANGE

- » The Bears switched their starting five for the first time this season in their game against Queens.
- » Zim Fields and Tyson McClain were added to the starting lineup to replace Davion Bradford and Cooper Fowler.

RANKED RAILSPLITTERS

- » Lenoir-Rhyne has never beaten Lincoln Memorial while the Railsplitters were ranked in the top 25.
- » LMU has won 19 straight against LR as a ranked team dating back to 2011.
- » The closest call came back on December 2, 2015 as the Railsplitters came away with a 123-122 win in an instant classic that went four overtimes inside Shuford Gymnasium. LMU entered ranked No. 15 in the nation and survived the LR upset bid even though the Railsplitters led 49-34 at the break.

» CURRENT STREAKS

Overall	Lost 1
vs. unranked teams	Won 2
vs. ranked teams	Lost 3
Home	Won 1
Home vs. SAC	Won 1
Home vs. non-conference	Lost 2
Road	Lost 1
Road vs. SAC	Lost 1
Road vs. non-conference	Won 8

CONSECUTIVE MADE FREE THROWS (ACTIVE STREAKS)

Mason Hawks	5
Darius Simmons	2
Davion Bradford	2
R.J. Gunn	2
Armon Muldrew	1
Tyson McClain	1

CONSECUTIVE GAMES WITH 3-POINT FIELD GOAL

R.J. Gunn	19
Darius Simmons	6
Armon Muldrew	1
Tim Steele	1
Marcus Metcalf	1

CONSECUTIVE GAMES STARTED

R.J. Gunn	35
Mason Hawks	31
Darius Simmons	24
Zim Fields	1
Tyson McClain	1

GAMES PLAYED 2020-21 CAREER

Darius Simmons	3	88
Mason Hawks	3	86
R.J. Gunn	3	79
Davion Bradford	3	76
Tyson McClain	3	37
Zim Fields	2	30
Cooper Fowler	3	29
Anthony Rice	3	16
Elijah Shabazz	1	15
Nas Tyson	2	9
Armon Muldrew	3	3
Tim Steele	3	3
Damion Medwinter	2	2
Salle Wilson	1	1
Marcus Metcalf	1	1

» LENOIR-RHYNE RECORD WHEN...

Playing at home	1-0
Playing on the road	1-1
Playing at a neutral site	0-0
Playing vs. the SAC	2-1
Leads at halftime	2-0
Trails at halftime	0-1
Tied at halftime	0-0
Plays an overtime game	0-0
Shoots 50% or better	1-0
Shoots less than 50%	1-1
Opponent shoots better than 50%	1-1
Opponent shoots 50% or less	1-0
Shoots better than opponent	1-0
Shoots worse than opponent	1-1
Has more FTs made than opponent	2-0
Has less FTs made than opponent	0-1
Outrebounds opponent	0-0
is outrebounded	2-1
Has equal rebounds	0-0
Has more TOs than opponent	0-0
Has equal or less TOs than opponent	2-1
Scores more/equal bench points	1-0
Scores less bench points	1-1
Plays a ranked opponent	0-1
Maks 5+ 3-point shots	2-1
No LR player fouls out	2-1
Has 15+ assists	1-0
Wears white uniforms	1-0
Wears black uniforms	1-1
Plays in December	2-0
Plays in January	0-1
Plays in February	0-0
Plays in March	0-0
Plays during the day (before 6 p.m.)	2-1
Plays at night	0-0
Plays on Sunday	0-0
Plays on Monday	0-0
Plays on Tuesday	0-0
Plays on Wednesday	1-0
Plays on Thursday	0-0
Plays on Friday	0-0
Plays on Saturday	1-1
Margin is 5 pts. or less	1-0
Margin is 6-10 points	1-0
Margin is 11-20 points	0-1
Has a 20-point scorer	2-0
Has a 30-point scorer	0-0
Scores 59 points or less	0-0
Scorers 60-69 points	1-1
Scores 70-79 points	0-0
Scores 80-89 points	0-0
Scores 90+ points	1-0

» RECORD VS. CONF OPPONENTS IN SAC ERA (1989-CURRENT)

TEAM	OVERALL	CONF.	HOME	AWAY	NEUTRAL
Anderson	9-12	8-12	6-4	2-8	1-0
Carson-Newman	37-31	34-28	24-8	11-21	2-2
Catawba	38-33	37-26	23-11	15-18	0-4
Coker	11-3	11-3	7-0	4-3	0-0
Limestone	0-0	0-0	0-0	0-0	0-0
Lincoln Memorial	9-23	7-21	6-10	3-13	0-0
Mars Hill	49-19	46-17	27-5	20-12	2-2
Newberry	33-23	28-18	22-6	10-16	1-1
Queens	10-18	4-11	4-7	4-10	2-1
Tusculum	29-18	27-15	17-5	12-12	0-1
UVA Wise	2-0	2-0	1-0	1-0	0-0
Wingate	41-30	34-28	23-11	14-17	4-2



» THE LAST MATCHUP

Official Basketball Box Score -- Game Totals -- Final Statistics
Lincoln Memorial vs Lenoir-Rhyne
02/05/20 7:30 pm at Hickory, NC

Lincoln Memorial 90 • 22-1,15-0 SAC

#	Player	Total		3-Ptr		Rebounds			PF	TP	A	TO	Blk	Stl	Min
		FG-FGA	FG-FGA	FT-FTA	Off	Def	Tot								
40	Rhondi Hackett	f	5-11	0-2	1-2	2	2	4	1	11	1	0	2	0	18
01	Courvoisier McCauley	g	11-18	2-4	2-4	0	2	2	3	26	0	1	0	1	29
02	Devin Whitfield	g	8-14	5-7	4-5	0	13	13	3	25	2	1	0	1	40
10	Anthony Brown	g	2-7	1-3	2-4	0	0	0	4	7	5	3	0	1	23
35	Cameron Henry	g	6-10	1-2	0-1	4	13	17	2	13	4	4	0	3	39
04	Julius Brown		0-1	0-0	4-4	0	2	2	2	4	0	1	0	0	17
05	Alex Dahling		1-2	1-2	0-0	0	2	2	1	3	1	0	0	0	18
15	Jeremiah Keene		0-0	0-0	0-0	0	0	0	0	0	1	0	0	0	0+
22	Kamaran Calhoun		0-3	0-1	1-2	1	1	2	1	1	0	1	0	0	16
	Team					0	1	1							
	Totals		33-66	10-21	14-22	7	36	43	17	90	14	12	2	6	200

FG % 1st Half: 14-34 41.2% 2nd half: 19-32 59.4% Game: 33-66 50.0% Deadball
 3FG % 1st Half: 4-13 30.8% 2nd half: 6-8 75.0% Game: 10-21 47.6% Rebounds
 FT % 1st Half: 4-5 80.0% 2nd half: 10-17 58.8% Game: 14-22 63.6% 4

Lenoir-Rhyne 78 • 11-9,7-8 SAC

#	Player	Total		3-Ptr		Rebounds			PF	TP	A	TO	Blk	Stl	Min
		FG-FGA	FG-FGA	FT-FTA	Off	Def	Tot								
33	Cooper Fowler	c	5-10	3-6	0-0	0	7	7	4	13	3	1	2	0	35
01	Davion Bradford		0-3	0-1	1-2	1	0	1	3	1	0	1	0	0	20
03	Mason Hawks	g	1-7	0-5	4-4	0	4	4	5	6	2	2	1	0	32
10	Darius Simmons	g	4-8	0-2	2-2	1	0	1	2	10	2	2	0	0	25
21	R.J. Gunn	g	9-17	3-8	0-0	1	9	10	3	21	4	3	0	3	36
12	Tyson McClain		4-10	2-5	0-1	1	5	6	3	10	2	1	1	1	25
13	Zim Fields		7-12	1-3	2-5	0	3	3	1	17	2	1	0	0	27
	Team					0	2	2							
	Totals		30-67	9-30	9-14	4	30	34	21	78	15	11	4	4	200

FG % 1st Half: 15-34 44.1% 2nd half: 15-33 45.5% Game: 30-67 44.8% Deadball
 3FG % 1st Half: 5-16 31.3% 2nd half: 4-14 28.6% Game: 9-30 30.0% Rebounds
 FT % 1st Half: 2-3 66.7% 2nd half: 7-11 63.6% Game: 9-14 64.3% 2

Officials:
 Technical fouls: Lincoln Memorial-Devin Whitfield. Lenoir-Rhyne-None.
 Attendance: 670
 2019-20 Men's Basketball. Round: 0. Lenoir-Rhyne vs Lincoln Memorial. Played at

Score by periods	1st	2nd	Total
Lincoln Memorial	36	54	90
Lenoir-Rhyne	37	41	78

» RECAP

HICKORY, N.C. --- The Lenoir-Rhyne Men's Basketball Team couldn't stop No. 2 Lincoln Memorial's winning streak as the Railsplitters won their 22nd consecutive game. The Bears played with LMU for most of the night before the guests came away with a 90-78 victory on Wednesday night inside Shuford Gym to stay unbeaten in league play.

Inside the Matchup:

Final: Lincoln Memorial 90, Lenoir-Rhyne 78

Records: Lenoir-Rhyne (11-9, 7-8 SAC), Lincoln Memorial (22-1, 15-0 SAC)

Location: Shuford Gym | Hickory, N.C.

Stats of the Game:

-The Bears led at the break by a score of 37-36, marking the first halftime deficit for LMU since trailing 36-35 to Kentucky Wesleyan on December 22.

-Zim Fields came off the bench to pour in 17 points including a highlight reel dunk. R.J. Gunn added 21 points and 10 rebounds for his first career double-double.

-The duo of Courvoisier McCauley and Devin Whitfield combined for 51 points. Whitfield (25pts, 13reb) was one of two Railsplitters to notch double-doubles as Cameron Henry went for 13 points and 17 rebounds.

-The Bears held LMU to 41.1 percent shooting in the first half but the Railsplitters exploded for 54 second-half points and shot 59.3 percent from the field.

-Tyson McClain added 10 points for LR and grabbed six boards.

Beyond the Box Score:

-The Bears beat Lincoln Memorial inside the Shu in 2019, coming away with an 85-83 win on Senior Day.

-With the win, LMU has a five game lead in the league standings with seven games left to play.

-LMU sweeps the season series thanks to a 97-77 win over LR in December. In that game, McCauley exploded for a career-high 44 points.

-The Bears drop back under .500 in SAC play for the first time since January 15 when they were 4-5.

-The Bears drop to 4-4 at home in the season. LR is 7-5 away from home.

» ALL-TIME 1,000 POINT SCORERS

Player	Years	Points
1. Raeford Wells	1953-57	2,628
2. Daniel Willis	1997-01	1,980
3. Bob Ortmeyer	1952-56	1,902
4. Jerome Branch	1982-86	1,850
5. John Lentz	1970-74	1,755
6. Mark Lamoreaux	1964-68	1,647
7. Roman Davis	2002-05	1,619
8. Garry Brown	1974-78	1,605
9. Jerry Wells	1959-63	1,579
10. Ken Norman	1956-60	1,561
11. Ed Miaszkowski	1962-66	1,531
12. Josh Rudder	2004-09	1,477
13. Mike Cottrell	1988-92	1,456
14. Jeff Haddock	1991-94	1,453
15. Tony Sellari	1948-52	1,451
16. John Wadsworth	1992-96	1,443
17. Reggie Bratton	2004-08	1,418
18. D.J. Blackmon	2007-12	1,390
19. Bryan Lentz	1996-00	1,346
20. Tommy Burton	1959-63	1,311
21. Will Perry	2012-16	1,267
22. Josh Kindred	2004-08	1,263
23. Vernon Long	1968-72	1,253
24. Tony Connelly	2002-05	1,252
25. Roland Baker	1951-55	1,227
26. Jim Wiles	1960-63	1,221
27. Randy Mauldin	2001-04	1,207
28. Lawrence Green	1985-89	1,188
29t. Charles Parker	1976-78	1,186
29t. Floyd Parker	1953-56	1,186
31. Billy Wells	1947-51	1,173
32t. Shun England	1992-96	1,151
32t. Aubrey Cochrane	1963-67	1,151
34. Mark Jackson	1986-90	1,147
35. Bill Davis	1965-69	1,122
36. Rocky Costa	1974-77	1,116
37. Jeff Jones	1980-84	1,106
38. Rick Peak	1969-73	1,103
39. David Wells	1964-68	1,102
40. Marcus Springs	2002-04, 05-07	1,101
41. Reed Lucas	2014-18	1,092
42. Jody Petty	1987-91	1,089
43. R.J. McClure	2010-14	1,065
44. John Jones	1987-91	1,063
45. Brian Lewis	1991-95	1,059
46. Neill McGeachy	1961-65	1,058
47t. Dick Whitis	1957-59	1,037
47t. Jason Coleman	1988-92	1,037
49. Larry Lentz	1989-93	1,035
50. Tyrone McDaniel	1989-93	1,034
51. Ryan Pitts	2001-04	1,020
52. Tommy Sellari	1955-59	1,015
53. Johnny Davidson	1968-70	1,010



» THE LAST TIME LENOIR-RHYNE... | TEAM

Defeated a ranked opponent	vs. #16 Queens	W, 82-80	Jan. 25, 2020
Played a ranked opponent	at #23 Queens	L, 96-106	Mar. 4, 2020
Played as a ranked team	#17 LR vs. #23 Queens	L, 69-76	Nov. 28, 2018
Lost as a ranked team	#17 LR vs. #23 Queens	L, 69-76	Nov. 28, 2018
Won as a ranked team	#23 LR vs. Limestone	W, 76-75	Nov. 24, 2018
Scored 100 points in a game	vs. Mars Hill	W, 107-98	Feb. 26, 2020
Scored 100 points away from home	at Clayton State	W, 103-99	Nov. 20, 2019
Allowed 100 points in a game	at Queens	L, 96-106	Mar. 4, 2020
Allowed 100 points in a home game	vs. Queens	L, 102-105	Jan. 13, 2016
Won an overtime game	at Southern Wesleyan	W, 93-87	Nov. 13, 2019
Lost an overtime game	at Catawba	L, 81-89	Feb. 27, 2019
Won by 30-39 points	vs. Southern Wesleyan	W, 83-52	Nov. 13, 2018
Won by 40-49 points	vs. UNC Pembroke	W, 97-55	Dec. 20, 2002
Lost by 30-39 points	at King	L, 49-80	Dec. 19, 2017
Lost by 40-49 points	at Lincoln Memorial	L, 59-103	Jan. 27, 2018
Scored less than 50 points	at King	L, 49-80	Dec. 19, 2017
Allowed less than 50 points	vs. Coker	W, 46-45	Feb. 4, 2014
Made fewer than 20 field goals	at Mars Hill	18	Dec. 16, 2020
Made 40-49 field goals	at Clayton St.	40	Nov. 20, 2019
Allowed fewer than 20 field goals	vs. Southern Wesleyan	13	Nov. 13, 2018
Allowed 40-49 field goals	vs. Lincoln Memorial	40	Jan. 27, 2018
Shot over 50 percent from the field	vs. Catawba	.574 (31-54)	Dec. 12, 2020
Shot over 60 percent from the field	vs. Queens	.635 (33-52)	Mar. 9, 2019
Shot less than 30 percent from the field	at Tusculum	.293 (17-58)	Nov. 26, 2019
Opponent shot over 50 percent from field	vs. Catawba	.508 (31-61)	Dec. 12, 2020
Opponent shot over 60 percent from field	at Queens	.614 (35-57)	Jan. 2, 2021
Opponent shot less than 30 percent	vs. Southern Wesleyan	.265 (13-49)	Nov. 13, 2018
Made 0 3-point field goals	vs. Lincoln Memorial	0-9	Jan. 3, 2015
Allowed 0 3-point field goals	at Tusculum	0-7	Jan. 23, 2013
Made 15+ 3-pointers	vs. Coker	19	Jan. 4, 2020
Allowed 15+ 3-pointers	vs. Newberry	16	Jan. 4, 2017
Shot over 50 percent from three	vs. Mars Hill	.519 (14-27)	Feb. 26, 2020
Opponent shot over 50 percent from three	at Queens	.500 (8-16)	Dec. 2, 2021
Made less than 5 free throws	at Queens	2	Jan. 2, 2021
Made 30-39 free throws	at Queens	30	Feb. 24, 2016
Shot over 90 percent from free throw line	at Wingate	1.000 (12-12)	Feb. 1, 2020
Had 40-49 rebounds	at UVA Wise	41	Jan. 15, 2020
Had 50+ rebounds	vs. Coker	50	Feb. 8, 2017
Allowed 40-49 rebounds	at Mars Hill	45	Dec. 16, 2020
Allowed 50+ rebounds	at Queens	50	Nov. 30, 2019
Had 10+ blocks	vs. Mars Hill	11	Jan. 12, 2019

» SHUFORD GYMNASIUM HISTORY

Games	732
Longest winning streak	25
Total seasons	64
Winning seasons	50
.500 seasons	4
Losing seasons	10
Undeclared seasons	3
Most home wins in a season	14 (1966-67)
Most home losses in a season	10 (2010-11)
Most home wins in a two-year span	24 (1964-65)
Most home wins in a three-year span	35 (1964-67)

Season	W	L	Pct.
1956-57	6	0	1.000
1957-58	10	1	.909
1958-59	8	3	.727
1959-60	10	2	.833
1960-61	12	0	1.000
1961-62	9	3	.750
1962-63	13	1	.929
1963-64	9	5	.643
1964-65	11	1	.917
1965-66	10	3	.769
1966-67	14	1	.933
1967-68	8	3	.727
1968-69	11	3	.786
1969-70	11	2	.846
1970-71	9	1	.900
1971-72	10	2	.833
1972-73	12	0	1.000
1973-74	7	6	.538
1974-75	5	6	.455
1975-76	8	4	.667
1976-77	6	5	.545
1977-78	1	2	.333
1978-79	6	4	.600
1979-80	6	5	.545
1980-81	8	3	.727
1981-82	10	1	.909
1982-83	4	7	.364
1983-84	9	3	.750
1984-85	10	2	.833
1985-86	6	6	.500
1986-87	6	8	.429
1987-88	6	7	.462
1988-89	9	3	.750
1989-90	12	1	.923
1990-91	9	2	.818
1991-92	8	3	.727
1992-93	8	2	.800
1993-94	9	2	.818
1994-95	7	3	.700
1995-96	9	1	.900
1996-97	6	4	.600
1997-98	8	2	.800
1998-99	3	4	.429
1999-00	3	6	.333
2000-01	6	2	.750
2001-02	6	3	.667
2002-03	11	2	.846
2003-04	4	4	.500
2004-05	9	2	.818
2005-06	12	1	.923
2006-07	9	2	.818
2007-08	11	2	.846
2008-09	10	3	.769
2009-10	5	5	.500
2010-11	3	10	.231
2011-12	5	5	.500
2012-13	9	2	.818
2013-14	10	2	.833
2014-15	3	8	.273
2015-16	10	3	.769
2016-17	6	8	.429
2017-18	8	5	.615
2018-19	10	4	.714
2019-20	7	5	.582
2020-21	1	0	1.000

Total	526	206	.719
-------	-----	-----	------



» THE LAST TIME LENOIR-RHYNE... | INDIVIDUAL

Scored 40+ points	Will Perry (vs. Lincoln Memorial)	41	Dec. 2, 2015
Opponent scored 40+ points	Courvoisier McCauley (LMU)	44	Dec. 18, 2019
Scored 30-39 points	Darius Simmons (vs. Anderson)	33	Feb. 8, 2020
Opponent scored 30-39 points	Shawn Benard (Anderson)	30	Feb. 8, 2020
Scored 20-29 points	R.J. Gunn (vs Catawba)	22	Dec. 12, 2020
Opponent scored 20-29 points	Malcolm Stevenson (Queens)	21	Jan. 2, 2021
Three players scoring at least 20 points	RJ Gunn (21), Darius Simmons (21), Mason Hawks (20) at Queens		Mar. 4, 2020
Three opposing players scoring at least 20	Daniel Carr (28), Kenny Dye (22), Van Turner Jr. (20) Queens		Mar. 4, 2020
Five players scoring double figures	Gunn (22), Simmons (18), Hawks (14), Fields (12), Bradford (10) vs Catawaba		Dec. 12, 2020
Made 10+ field goals	Darius Simmons (vs. Mars Hill)	10	Feb. 26, 2020
Opponent made 10+ field goals	Javonte Cooke (Mars Hill)	10	Feb. 26, 2020
Had 25+ field goal attempts	R.J. Gunn (at Clayton State)	26	Nov. 20, 2019
Opponent had 25+ field goal attempts	Courvoisier McCauley (LMU)	25	Dec. 18, 2019
Didn't miss a shot (min. 5 att.)	Davion Bradford (at So. Wesleyan)	5-5	Nov. 13, 2019
Opponent didn't miss a shot (min. 5 att.)	Lewis Diankulu (Queens)	8-8	Nov. 28, 2018
Made 7+ 3-pointers	Mason Hawks (vs. Carson-Newman)	7	Jan. 8, 2020
Opponent made 7+ 3-pointers	Courvoisier McCauley (LMU)	8	Dec. 18, 2019
Attempted 15+ 3-pointers	Will Perry (at Catawba)	15	Feb. 3, 2016
Opponent attempted 15+ 3-pointers	James Stepp (Newberry)	19	Jan. 4, 2017
Made 10+ free throws	Darius Simmons (at Mars Hill)	10	Dec. 16, 2020
Opponent made 10+ free throws	Van Turner Jr. (Queens)	11	Mar. 4, 2020
Didn't miss a free throw (min. 10 att.)	Darius Simmons (at Catawba)	13-13	Jan. 18, 2020
Opponent didn't miss FT (min. 10 att.)	Jordan McElveen (Catawba)	12-12	Feb. 27, 2019
Recorded 15+ rebounds	Bertrand Awana (at Belmont Abbey)	15	Dec. 19, 2018
Opponent recorded 15+ rebounds	Cam Henry (LMU)	17	Feb. 5, 2020
Recorded 20+ rebounds	Jacques Chambers (vs. Carson-Newman)	20	Dec. 17, 2016
Double-double	R.J. Gunn (at Queens)	21pts/11rb	Mar. 4, 2020
Opponent recorded double-double	Jamal Bryant (Mars Hill)	13 pts/ 11rb	Dec. 12, 2020
Triple-double	Keenan Palmore	23p/13r/11a	Feb. 8, 2016
Had multiple triple-doubles in season	Keenan Palmore	4	2015-16
Recorded 10 assists	Jon Jean (at Mars Hill)	10	Feb. 23, 2019
Opponent recorded 10 assists	Ike Agusi (Queens)	11	Jan. 18, 2018
Recorded 5 steals	Davion Bradford (vs. Newberry)	5	Jan. 11, 2020
Opponent recorded 5 steals	Dillon Smith (Tusculum)	5	Nov. 26, 2019
Recorded 5+ blocks	Bertrand Awana (vs. USC Aiken)	5	Mar. 16, 2019
Opponent recorded 5+ blocks	Ajene McQuaige (Coker)	5	Feb. 20, 2019

» 2019-20 SOUTH ATLANTIC CONFERENCE STANDINGS

Rk	Team	Conference			Overall			PF	PA
		W-L	Pct.	PF	W-L	Pct.	PF		
1.	Lincoln Memorial	22-0	1.000	2060	32-1	.970	3053	2284	
2.	Queens	17-5	.773	1822	24-7	.774	2655	2430	
3.	Catawba	14-8	.636	1914	20-10	.667	2640	2563	
4.	Tusculum	13-9	.591	1583	19-13	.594	2327	2245	
5.	Anderson	12-10	.545	1714	17-12	.586	2254	2263	
6t.	Lenoir-Rhyne	10-12	.455	1745	14-14	.500	2306	2291	
6t.	Newberry	10-12	.455	1713	14-15	.483	2254	2233	
6t.	Mars Hill	10-12	.455	1800	12-17	.414	2416	2572	
9.	Wingate	9-13	.409	1751	13-15	.464	2241	2309	
10.	Carson-Newman	7-15	.318	1681	10-18	.357	2249	2254	
11.	Coker	6-16	.273	1508	7-19	.269	1769	2013	
12.	UVA Wise	2-20	.091	1628	6-22	.214	2142	2258	

» SOUTH ATLANTIC CONF. HISTORY

Games	509
Total seasons	31
Winning seasons	13
.500 seasons	2
Losing seasons	16
Undefeated seasons	0
Most wins in a season	17 (2013-14)
Most losses in a season	14, twice (1993-94)
Most wins in a two-year span	27 (2013-15)
Most wins in a three-year span	40 (2013-16)

Season	W	L	Pct.
1989-90	10	4	.714
1990-91	10	4	.714
1991-92	8	6	.571
1992-93	12	2	.857
1993-94	8	6	.571
1994-95	11	3	.786
1995-96	7	7	.500
1996-97	7	7	.500
1997-98	9	5	.643
1998-99	4	10	.286
1999-00	8	8	.500
2000-01	6	8	.429
2001-02	8	6	.571
2002-03	10	4	.714
2003-04	10	4	.714
2004-05	9	5	.643
2005-06	11	3	.786
2006-07	11	5	.689
2007-08	12	2	.857
2008-09	12	4	.750
2009-10	5	11	.313
2010-11	3	15	.167
2011-12	8	10	.444
2012-13	11	7	.611
2013-14	15	7	.682
2014-15	6	16	.273
2015-16	14	8	.636
2016-17	9	13	.409
2017-18	9	11	.450
2018-19	12	8	.600
2019-20	10	12	.455
2020-21	2	1	.667

Total	287	222	.565
-------	-----	-----	------

» SOUTH ATLANTIC CONF. FINISHES

First	8
Second	5
Third	4
Fourth	4
Fifth	4
Sixth	2
Seventh	1
Ninth	1
Tenth	2



COACH SULLY

Head Coach | 5th Season | Louisville '92



» COACH SULLIVAN BY RECORD

Overall coaching record	165-85 (.662)
Games coached at Lenoir-Rhyne	106
Overall record at Lenoir-Rhyne	58-59 (.496)
SAC record	42-45 (.483)
Home	32-22 (.588)
Road	23-34 (.404)
Neutral	3-3 (.500)
vs. Top 25 (since 2017)	4-7 (.364)
NCAA Tournament appearances	1

» MILESTONE WINS AT LR

1	vs. Francis Marion, 11/12/16 (75-52)
10	vs. Coker (2/8/17 (96-67)
20	vs. Mars Hill, 2/10/18 (79-64)
30	at Belmont Abbey, (12/19/18) (80-77)
40	vs. Lincoln Memorial, 3/2/19 (85-83)
50	at UVA Wise, 1/15/2020 (81-64)

» COACH SULLIVAN BY THE NUMBERS

- 4** Wins over nationally ranked teams over the past two years
- 7** Earned the seventh NCAA Tournament bid in program history
- 1583** Career points scored at Louisville (16th all-time in program history)
- 21** Wins in 2018-19 were the most in a single season since 2007-08
- 2005** Led team to 2019 SAC Tournament Championship, the first since 2005
- 17** Had the Bears ranked as high as 17th nationally
- 69.8** Field goal % by Bertranda Awana in 2019, breaking the team record
- 5** All-Conference selections during his LR head coaching tenure

» THE STAFF

Zach Corliss	
Title	Assistant Coach
Years at Lenoir-Rhyne	3
Alma Mater	Armstrong St.

Blake Simmons	
Title	Assistant Coach
Years at Lenoir-Rhyne	5
Alma Mater	UNC Charlotte

Trent Caldwell	
Title	Strength & Conditioning Coach
Years at Lenoir-Rhyne	2
Alma Mater	UNC Pembroke

Joe Brausch	
Title	Athletic Trainer
Years at Lenoir-Rhyne	First
Alma Mater	Miami (Ohio)

Jeremy Zalacca	
Title	Athletic Communications
Years at Lenoir-Rhyne	2
Alma Mater	St. John Fisher



0 DAMION MEDWINTER

R-FR. | F | 6'4" | 200
TRUMBULL, CONN. | BELIEVE PREP



» CAREER HIGHS

Points	
Rebounds	
Assists	
Steals	
FG Made	
3FG Made	
FT Made	

» PRODUCTION TRACKER

	2020-21	CAREER
Double-figure points	--	0
Double-doubles	--	0
20-pt games	--	0
5+ rebounds	--	0
5+ assists	--	0
Games with a made 3-ptr	--	0

» 2020-21 GAME-BY-GAME

Opponent	FG	PCT.	3FG	PCT.	FT	PCT.	ORB	DRB	REB	PF	PTS	A	TO	BLK	STL	MIN
vs. Catawba	dnp (coaches decision)															
at Mars Hill	0-0	.000	0-0	.000	0-0	.000	0	0	0	0	0	0	0	0	0	2
at Queens	0-1	.000	0-1	.000	0-0	.000	0	0	0	1	0	0	1	0	0	3
vs Lincoln Memorial																
at Anderson																
at Tusculum																
vs. Queens																
at Southern Wesleyan																
vs. Lincoln Memorial																
at UVA Wise																
at Carson-Newman																
vs. Wingate																
at Coker																
vs. Mars Hill																
vs. Tusculum																
vs. Limestone																
at Catawba																
vs. Anderson																
vs. UVA Wise																
at Mars Hill																
at Queens																
vs Newberry																

» NOTES

- » Redshirted during the 2019-20 season.
- » Dual-sport athlete in basketball and track and field in high school
- » First Team All-League and State Champion at Notre Dame Fairfield HS
- » Made Lenoir-Rhyne debut in two minutes of action at Mars Hill on Dec. 16, 2020

» CAREER STATS

Year	G	S	MIN	AVG	FG	FGA	PCT	3FG	3FGA	3PCT	FT	FTA	PCT	O	D	TOT	AVG	PF	D	A	TO	BLK	STL	PTS	AVG
2020-21	2	0	5	2.5	0	1	.000	0	1	.000	0	0	.000	0	0	0	-	1	0	0	1	0	0	0	0.0
TOTAL	2	0	5	2.5	0	1	.000	0	1	.000	0	0	.000	0	0	0	-	1	0	0	1	0	0	0	0.0

1 DAVION BRADFORD

SR. | G | 6'0" | 195
PONTIAC, MICH. | CORNERSTONE HEALTH AND TECH HS



» CAREER HIGHS

Points	15	vs. Emmanuel	11/8/19
Rebounds	10	at UVA Wise	1/15/20
Assists	5	twice	
Steals	6	at Clayton St.	11/20/19
FG Made	5	twice	
3FG Made	3	vs. Emmanuel	11/8/19
FT Made	4	at Mars Hill	1/22/20

» PRODUCTION TRACKER

	2020-21	CAREER
Double-figure points	2	8
Double-doubles	--	0
20-pt games	--	0
5+ rebounds	1	14
5+ assists	--	2
Games with a made 3-pt	2	8

» 2020-21 GAME-BY-GAME

Opponent	FG	PCT.	3FG	PCT.	FT	PCT.	ORB	DRB	REB	PF	PTS	A	TO	BLK	STL	MIN
vs. Catawba	4-5	.800	1-1	1.000	1-3	.333	0	2	2	2	10	3	2	0	2	25
at Mars Hill	4-8	.500	1-3	.333	2-2	1.000	1	5	6	2	11	2	3	0	0	28
at Queens	0-1	.000	0-1	.000	0-0	.000	0	2	2	1	0	3	0	0	2	17
vs Lincoln Memorial																
at Anderson																
at Tusculum																
vs. Queens																
at Southern Wesleyan																
vs. Lincoln Memorial																
at UVA Wise																
at Carson-Newman																
vs. Wingate																
at Coker																
vs. Mars Hill																
vs. Tusculum																
vs. Limestone																
at Catawba																
vs. Anderson																
vs. UVA Wise																
at Mars Hill																
at Queens																
vs Newberry																

» NOTES

- » Bradford enters his senior season with the Bears.
- » The Michigan native is considered one of the best defenders in the region and was a finalist for the SAC Defensive Player of the Year award in 2019-20.

POSTERIZER

- » Bradford has had a handful of highlight reel dunks including some that could have been put on a poster. Bradford posterized opponents from Clayton State and Southern Wesleyan last season.

LOCK DOWN

- » Often drawing the assignment of covering the best player on the opposing team, Bradford is a lock down defender who creates nightmares for ballhandlers. He is especially adept at covering 94 feet and creating easy buckets off his steals.

CAREER HIGH IN OPENER

- » Bradford got out of the gates hot to start the 2019-20 season, dropping a career-high 15 points against Emmanuel on 5-of-8 shooting. Bradford also connected on a career-best three 3-pointers in the game and added four assists and two steals.

PERFECTION

- » Bradford has the most recent game of at least five makes with zero misses. Bradford went a perfect 5-of-5 from the field in an overtime win against Southern Wesleyan on Nov. 13, 2019.

» CAREER STATS

Year	G	S	MIN	AVG	FG	FGA	PCT	3FG	3FGA	3PCT	FT	FTA	PCT	O	D	TOT	AVG	PF	D	A	TO	BLK	STL	PTS	AVG
2017-18	19	0	168	9.8	15	31	.484	0	3	.000	2	4	.500	2	17	19	1.0	13	0	12	10	1	6	32	1.7
2018-19	27	1	406	15.0	36	78	.462	9	31	.290	6	15	.400	6	44	50	1.9	31	0	21	27	8	17	87	3.2
2019-20	28	26	790	28.2	69	144	.479	16	57	.281	20	34	.588	17	94	111	4.0	67	2	64	52	6	50	174	6.2
2020-21	3	2	70	23.3	8	14	.571	2	5	.400	3	5	.600	1	9	10	3.3	5	0	8	5	0	4	21	7.0
TOTAL	77	29	1435	18.6	128	267	.481	27	96	.283	31	58	.534	26	164	190	2.5	116	2	105	94	15	77	314	4.1

2 SALLE WILSON

FR. | F | 6'4" | 190
BATON ROUGE, LA. | DUNHAM SCHOOL



» CAREER HIGHS

Points	
Rebounds	
Assists	
Steals	
FG Made	
3FG Made	
FT Made	

» PRODUCTION TRACKER

	2020-21	CAREER
Double-figure points	--	0
Double-doubles	--	0
20-pt games	--	0
5+ rebounds	--	0
5+ assists	--	0
Games with a made 3-ptr	--	0

» 2020-21 GAME-BY-GAME

Opponent	FG	PCT.	3FG	PCT.	FT	PCT.	ORB	DRB	REB	PF	PTS	A	TO	BLK	STL	MIN
vs. Catawba	dnp															
at Mars Hill	dnp															
at Queens	1-1	1.000	0-0	.000	0-0	.000	0	1	1	1	2	0	0	0	0	3
vs Lincoln Memorial																
at Anderson																
at Tusculum																
vs. Queens																
at Southern Wesleyan																
vs. Lincoln Memorial																
at UVA Wise																
at Carson-Newman																
vs. Wingate																
at Coker																
vs. Mars Hill																
vs. Tusculum																
vs. Limestone																
at Catawba																
vs. Anderson																
vs. UVA Wise																
at Mars Hill																
at Queens																
vs Newberry																

» NOTES

» Wilson enters his freshman season for Lenoir-Rhyne out of Baton Rouge, La.

» CAREER STATS

Year	G	S	MIN	AVG	FG	FGA	PCT	3FG	3FGA	3PCT	FT	FTA	PCT	O	D	TOT	AVG	PF	D	A	TO	BLK	STL	PTS	AVG
2020-21	1	0	3	3.0	1	1	1.000	0	0	.000	0	0	-	0	1	1	1.0	1	0	0	0	0	0	2	2.0
TOTAL	1	0	3	3.0	1	1	1.000	0	0	.000	0	0	-	0	1	1	1.0	1	0	0	0	0	0	2	2.0

3 MASON HAWKS

SR. | G | 6'0" | 180
MOUNT AIRY, N.C. | NORTH SURRY HS



» CAREER HIGHS

Points	25	vs. Carson-Newman	1/8/20
Rebounds	6	three times	
Assists	8	at Clayton St.	11/20/19
Steals	4	vs. Carson-Newman	1/8/20
FG Made	9	vs. Carson-Newman	1/8/20
3FG Made	7	vs. Carson-Newman	1/8/20
FT Made	7	twice	

» PRODUCTION TRACKER

	2020-21	CAREER
Double-figure points	2	28
Double-doubles	--	0
20-pt games	--	4
5+ rebounds	--	7
5+ assists	--	7
Games with a made 3-pt	2	52

» 2020-21 GAME-BY-GAME

Opponent	FG	PCT.	3FG	PCT.	FT	PCT.	ORB	DRB	REB	PF	PTS	A	TO	BLK	STL	MIN
vs. Catawba	6-9	.667	2-4	.500	0-1	.000	0	0	0	2	14	4	4	0	1	31
at Mars Hill	3-7	.423	2-5	.400	7-8	.875	0	1	1	0	15	2	2	0	0	25
at Queens	1-4	.250	0-2	.000	1-1	1.000	1	1	2	2	3	0	4	0	0	22
vs. Lincoln Memorial																
at Anderson																
at Tusculum																
vs. Queens																
at Southern Wesleyan																
vs. Lincoln Memorial																
at UVA Wise																
at Carson-Newman																
vs. Wingate																
at Coker																
vs. Mars Hill																
vs. Tusculum																
vs. Limestone																
at Catawba																
vs. Anderson																
vs. UVA Wise																
at Mars Hill																
at Queens																
vs. Newberry																

» NOTES

» 3-point sharpshooter enters his senior season with the Bears.

CAUGHT FIRE

» In one of the most impressive showings in LR history, Mason Hawks essentially willed the Bears to an 85-80 win over Carson-Newman on Jan. 8, 2020. Hawks buried his first seven 3-point attempts and went 7-for-8 from long range and 9-of-10 from the field for a career-high 25 points.

SEVEN STRAIGHT

» Hawks has hit at least one 3-pointer in seven straight games. However, earlier in the 2019-20 season, the guard had 16 straight games with a made triple.

RESERVE ROLE

» With the Bears down two starters during his sophomore season, Hawks made his first start of the year and dropped 20 points to lead the Bears past Belmont Abbey 80-77 on Dec. 19, 2018. Hawks hit six threes and went 7-of-13 from the field.

RECORD BOOKS

» Hawks 69 treys last season tied for the seventh most for a single season in Lenoir-Rhyne history.

NEARING THE TOP 10

» Hawks needs 53 makes from long range to enter the top-10 in program history.

» CAREER STATS

Year	G	S	MIN	AVG	FG	FGA	PCT	3FG	3FGA	3PCT	FT	FTA	PCT	O	D	TOT	AVG	PF	D	A	TO	BLK	STL	PTS	AVG
2017-18	24	3	248	10.3	21	54	.389	10	30	.333	14	20	.700	4	16	20	0.8	30	0	19	22	1	12	66	2.8
2018-19	32	3	397	12.4	57	142	.401	38	114	.333	23	28	.821	5	20	25	0.8	35	0	14	19	2	11	175	5.5
2019-20	28	28	929	33.2	106	269	.394	69	198	.348	44	54	.815	11	90	101	3.6	74	2	91	40	6	27	325	11.6
2020-21	3	3	78	26.0	10	20	.500	4	11	.364	8	10	.800	1	9	10	3.3	4	0	6	10	0	1	32	10.7
TOTAL	87	37	1652	19.0	194	485	.401	121	353	.345	89	112	.793	21	128	149	1.7	143	2	130	91	9	51	598	6.9

4 ELIJAH SHABAZZ

SO. | F | 6'5" | 215
RALEIGH, N.C. | WAKEFIELD HS



» CAREER HIGHS

Points	1	at Queens	11/30/19
Rebounds	4	at Queens	11/30/19
Assists	1	at Catawba	1/18/20
Steals	1	twice	
FG Made			
3FG Made			
FT Made	1	at Queens	11/30/19

» PRODUCTION TRACKER

	2020-21	CAREER
Double-figure points	--	0
Double-doubles	--	0
20-pt games	--	0
5+ rebounds	--	0
5+ assists	--	0
Games with a made 3-ptr	--	0

» 2020-21 GAME-BY-GAME

Opponent	FG	PCT.	3FG	PCT.	FT	PCT.	ORB	DRB	REB	PF	PTS	A	TO	BLK	STL	MIN
vs. Catawba	0-0	.000	0-0	.000	0-0	.000	0	2	2	1	0	1	0	0	0	3
at Mars Hill	dnp (coaches decision)															
at Queens	dnp (coaches decision)															
vs. Lincoln Memorial																
at Anderson																
at Tusculum																
vs. Queens																
at Southern Wesleyan																
vs. Lincoln Memorial																
at UVA Wise																
at Carson-Newman																
vs. Wingate																
at Coker																
vs. Mars Hill																
vs. Tusculum																
vs. Limestone																
at Catawba																
vs. Anderson																
vs. UVA Wise																
at Mars Hill																
at Queens																
vs. Newberry																

» NOTES

» Playing behind R.J. Gunn didn't give Shabazz many opportunities as a freshman but the sophomore is ready for a larger role in 2020-21.

» CAREER STATS

Year	G	S	MIN	AVG	FG	FGA	PCT	3FG	3FGA	3PCT	FT	FTA	PCT	O	D	TOT	AVG	PF	D	A	TO	BLK	STL	PTS	AVG
2019-20	14	0	49	3.5	0	2	.000	0	0	.000	1	4	.250	3	8	11	0.8	10	0	1	1	0	2	1	0.1
2020-21	1	0	3	3.0	0	0	.000	0	0	.000	0	0	.000	0	2	2	2.0	1	0	1	0	0	0	0	0.0
TOTAL	15	0	52	3.5	0	2	.000	0	0	.000	1	4	.250	3	10	13	0.9	11	0	2	1	0	2	1	0.1

5 MARCUS METCALF

R-FR. | G | 6'0" | 160
GOLDSBORO, N.C. | WAYNE COUNTRY DAY HS



» CAREER HIGHS

Points	3	at Queens	1/2/21
Rebounds			
Assists			
Steals			
FG Made	1	at Queens	1/2/21
3FG Made	1	at Queens	1/2/21
FT Made			

» PRODUCTION TRACKER

	2020-21	CAREER
Double-figure points	--	0
Double-doubles	--	0
20-pt games	--	0
5+ rebounds	--	0
5+ assists	--	0
Games with a made 3-ptr	1	1

» 2020-21 GAME-BY-GAME

Opponent	FG	PCT.	3FG	PCT.	FT	PCT.	ORB	DRB	REB	PF	PTS	A	TO	BLK	STL	MIN
vs. Catawba	dnp															
at Mars Hill	dnp															
at Queens	1-1	1.000	1-1	1.000	0-0	.000	0	0	0	0	3	0	0	0	0	3
vs Lincoln Memorial																
at Anderson																
at Tusculum																
vs. Queens																
at Southern Wesleyan																
vs. Lincoln Memorial																
at UVA Wise																
at Carson-Newman																
vs. Wingate																
at Coker																
vs. Mars Hill																
vs. Tusculum																
vs. Limestone																
at Catawba																
vs. Anderson																
vs. UVA Wise																
at Mars Hill																
at Queens																
vs Newberry																

» NOTES

» Redshirted as a freshman at Lenoir-Rhyne in 2019-20 and is looking for his first game action of his career.

» CAREER STATS

Year	G	S	MIN	AVG	FG	FGA	PCT	3FG	3FGA	3PCT	FT	FTA	PCT	O	D	TOT	AVG	PF	D	A	TO	BLK	STL	PTS	AVG
2020-21	1	0	3	3.0	1	1	1.000	1	1	1.000	0	0	.000	0	0	0	0.0	0	0	0	0	0	0	3	3.0
TOTAL	1	0	3	3.0	1	1	1.000	1	1	1.000	0	0	.000	0	0	0	0.0	0	0	0	0	0	0	3	3.0

10 DARIUS SIMMONS

R-SR. | G | 5'11" | 180
RALEIGH, N.C. | WORD OF GOD ACADEMY



» CAREER HIGHS

Points	33	vs. Anderson	2/8/20
Rebounds	8	at Coker	2/15/20
Assists	8	vs. Tusculum	1/29/20
Steals	4	at Carson-Newman	2/12/20
FG Made	14	vs. Anderson	2/8/20
3FG Made	6	twice	
FT Made	14	at So. Wesleyan	11/13/19

» PRODUCTION TRACKER

	2020-21	CAREER
Double-figure points	3	50
Double-doubles	--	0
20-pt games	1	12
5+ rebounds	--	8
5+ assists	--	4
Games with a made 3-pt	3	53

» 2020-21 GAME-BY-GAME

Opponent	FG	PCT.	3FG	PCT.	FT	PCT.	ORB	DRB	REB	PF	PTS	A	TO	BLK	STL	MIN
vs. Catawba	4-9	.444	1-2	.500	9-11	.818	0	1	1	2	18	4	2	0	0	26
at Mars Hill	5-8	.625	1-3	.333	10-12	.833	0	0	0	1	21	0	2	0	1	30
at Queens	6-12	.500	4-7	.571	0-0	.000	0	2	2	1	16	2	1	0	0	31
vs. Lincoln Memorial																
at Anderson																
at Tusculum																
vs. Queens																
at Southern Wesleyan																
vs. Lincoln Memorial																
at UVA Wise																
at Carson-Newman																
vs. Wingate																
at Coker																
vs. Mars Hill																
vs. Tusculum																
vs. Limestone																
at Catawba																
vs. Anderson																
vs. UVA Wise																
at Mars Hill																
at Queens																
vs. Newberry																

» NOTES

- » Honorable Mention All-Conference performer in 2019-20 returns for his senior season.
- » Simmons was selected as a First Team Preseason All-Conference performer by the league coaches prior to the start of the season.
- » Simmons owns the single-season record for highest 3-point percent in program history with 56.5 in 2018-19 (35-62).
- » Two-time South Atlantic Conference Player of the Week selection.

DK, 1K

- » Darius (nicknamed DK) is 83 points away from entering the 1,000 point club. Only 53 players have scored at least 1,000 points in an LR jersey and Simmons is ready to add to that list.

EFFICIENCY

- » Simmons had an incredible stretch during his sophomore season that saw him go 12-for-15 from the field over a three game stretch and 9-for-10 from long range.

EXPLOSIVE SCORING

- » Simmons had three games with at least 30 points a year ago. In those three games, Simmons hasn't missed more than six shots in a game.

TOP 10

- » Simmons ranks seventh in the history of Lenoir-Rhyne basketball with a 40.9 percentage from long range.

» CAREER STATS

Year	G	S	MIN	AVG	FG	FGA	PCT	3FG	3FGA	3PCT	FT	FTA	PCT	O	D	TOT	AVG	PF	D	A	TO	BLK	STL	PTS	AVG
2017-18	26	4	429	16.5	54	127	.425	12	31	.387	50	62	.806	8	34	42	1.6	38	1	35	30	2	10	170	6.5
2018-19	32	0	493	15.4	84	160	.525	35	62	.565	42	54	.778	6	25	31	1.0	47	0	31	32	0	14	245	7.7
2019-20	28	21	849	30.3	154	325	.474	54	154	.351	140	168	.833	18	61	79	2.8	65	0	71	46	1	21	502	17.9
2020-21	3	3	87	29.0	15	29	.517	6	12	.500	19	23	.826	0	3	3	1.0	4	0	6	5	0	1	55	18.3
TOTAL	89	28	1857	20.8	307	641	.479	107	259	.409	251	307	.818	32	123	155	1.8	154	1	143	113	3	46	972	10.9

11 ANTHONY RICE

SR. | G | 5'11" | 190
ATLANTA, GA. | COPPER MOUNTAIN CC



» CAREER HIGHS

Points	16	at So. Wesleyan	11/13/19
Rebounds	4	at So. Wesleyan	11/13/19
Assists	4	three times	
Steals	3	three times	
FG Made	6	at So. Wesleyan	11/13/19
3FG Made	1	at So. Wesleyan	11/13/19
FT Made	4	at Tusculum	11/26/19

» PRODUCTION TRACKER

	2020-21	CAREER
Double-figure points	--	1
Double-doubles	--	0
20-pt games	--	0
5+ rebounds	--	0
5+ assists	--	0
Games with a made 3-ptr	--	1

» 2020-21 GAME-BY-GAME

Opponent	FG	PCT.	3FG	PCT.	FT	PCT.	ORB	DRB	REB	PF	PTS	A	TO	BLK	STL	MIN
vs. Catawba	0-0	.000	0-0	.000	0-0	.000	0	1	1	0	0	0	0	0	1	4
at Mars Hill	0-3	.000	0-1	.000	0-0	.000	0	1	1	2	0	1	0	0	0	9
at Queens	2-3	.667	0-0	.000	0-1	.000	1	0	1	2	4	3	0	0	0	9
vs Lincoln Memorial																
at Anderson																
at Tusculum																
vs. Queens																
at Southern Wesleyan																
vs. Lincoln Memorial																
at UVA Wise																
at Carson-Newman																
vs. Wingate																
at Coker																
vs. Mars Hill																
vs. Tusculum																
vs. Limestone																
at Catawba																
vs. Anderson																
vs. UVA Wise																
at Mars Hill																
at Queens																
vs Newberry																

» NOTES

- » PG enters his senior season after his first year at Lenoir-Rhyne in 2019-20.
- » Spent first two season at Copper Mountain CC.

CAREER GAME

- » Rice had his best game in an LR jersey on Nov. 13, 2019 when the Bears won at Southern Wesleyan in overtime. The junior went for 16 points on 6-of-7 shooting and added four boards, four assists and three steals.

INJURY

- » Rice was forced to miss over a month with an injury in the middle of the season and only had one game with at least 10 minutes over the final three months of the season.
- » Prior to the injury, Rice started each of the first seven games but wouldn't get back into the starting rotation the rest of the season.

» CAREER STATS

Year	G	S	MIN	AVG	FG	FGA	PCT	3FG	3FGA	3PCT	FT	FTA	PCT	O	D	TOT	AVG	PF	D	A	TO	BLK	STL	PTS	AVG
2019-20	14	7	182	13.0	22	47	.468	1	11	.091	13	19	.684	2	13	15	1.1	31	3	19	13	0	14	58	4.1
2020-21	3	-	22	7.3	2	6	.333	0	1	.000	0	1	.000	1	2	3	1.0	4	0	4	0	0	1	4	1.3
TOTAL	17	7	204	12.0	24	53	.440	1	12	.083	13	20	.650	3	15	18	1.1	35	3	23	13	0	15	62	3.6

12 TYSON MCCLAIN

R-JR. | G | 5'11" | 170
SPARTANBURG, S.C. | DORMAN HS



» CAREER HIGHS

Points	17	twice
Rebounds	7	twice
Assists	5	three times
Steals	4	vs. Wingate 1/1/20
FG Made	6	at Clayton St. 11/20/19
3FG Made	4	vs. Queens 1/25/20
FT Made	6	at Queens 3/4/20

» PRODUCTION TRACKER

	2020-21	CAREER
Double-figure points	--	14
Double-doubles	--	0
20-pt games	--	0
5+ rebounds	--	8
5+ assists	--	3
Games with a made 3-pt	2	27

» 2020-21 GAME-BY-GAME

Opponent	FG	PCT.	3FG	PCT.	FT	PCT.	ORB	DRB	REB	PF	PTS	A	TO	BLK	STL	MIN
vs. Catawba	3-3	1.000	2-2	1.000	0-0	.000	0	2	2	0	8	0	1	0	0	9
at Mars Hill	2-4	.500	2-3	.667	1-2	.500	0	2	2	1	7	0	1	0	1	16
at Queens	1-4	.250	0-1	.000	0-0	.000	1	1	2	0	2	0	1	0	1	18
vs Lincoln Memorial																
at Anderson																
at Tusculum																
vs. Queens																
at Southern Wesleyan																
vs. Lincoln Memorial																
at UVA Wise																
at Carson-Newman																
vs. Wingate																
at Coker																
vs. Mars Hill																
vs. Tusculum																
vs. Limestone																
at Catawba																
vs. Anderson																
vs. UVA Wise																
at Mars Hill																
at Queens																
vs Newberry																

» NOTES

- » Dynamic threat enters his redshirt junior season with the Bears.
- » Finished fourth on the team with 51 made 3-pointers in 2019-20.

TYS-ON POINT

- » Finished 12th in the South Atlantic Conference in 3-point percentage last year at 41.1. McClain made at least one three in all but two games.

START OFF 2020 RIGHT

- » McClain shot 45.5 percent from three over nine games in January and averaged 10.2 points per game in that span while shooting 48.4 percent from the field. During that month, McClain had seven straight games where he made multiple three pointers.

» CAREER STATS

Year	G	S	MIN	AVG	FG	FGA	PCT	3FG	3FGA	3PCT	FT	FTA	PCT	O	D	TOT	AVG	PF	D	A	TO	BLK	STL	PTS	AVG
2018-19	7	0	26	3.7	2	13	.154	1	9	.111	0	1	.000	3	0	3	0.4	2	0	2	3	0	2	5	0.7
2019-20	28	5	621	22.2	83	187	.444	51	124	.411	28	35	.800	35	59	94	3.4	65	1	48	34	6	25	245	8.8
2020-21	3	1	43	14.3	6	11	.545	4	6	.667	1	2	.500	1	5	6	2.0	1	0	0	3	0	2	17	5.7
TOTAL	38	6	689	18.1	91	210	.437	56	139	.406	29	38	.763	39	64	103	2.7	68	1	50	40	6	29	267	7.0

13 ZIM FIELDS

SO. | G | 6'4" | 200
SAVANNAH, GA. | WINDSOR FOREST HS



» CAREER HIGHS

Points	23	twice
Rebounds	6	four times
Assists	5	at Lincoln Memorial 12/18/19
Steals	4	vs. Anderson 2/8/20
FG Made	9	vs. Mars Hill 2/26/20
3FG Made	1	four times
FT Made	11	vs. Anderson 2/8/20

» PRODUCTION TRACKER

	2020-21	CAREER
Double-figure points	2	7
Double-doubles	--	0
20-pt games	--	2
5+ rebounds	1	8
5+ assists	--	1
Games with a made 3-pt	--	4

» 2020-21 GAME-BY-GAME

Opponent	FG	PCT.	3FG	PCT.	FT	PCT.	ORB	DRB	REB	PF	PTS	A	TO	BLK	STL	MIN
vs. Catawba	4-6	.667	0-1	.000	4-7	.571	0	5	5	1	12	1	2	0	1	23
at Mars Hill	dnp (personal)															
at Queens	5-10	.500	0-3	.000	0-1	.000	2	1	3	2	10	1	3	0	0	22
vs Lincoln Memorial																
at Anderson																
at Tusculum																
vs. Queens																
at Southern Wesleyan																
vs. Lincoln Memorial																
at UVA Wise																
at Carson-Newman																
vs. Wingate																
at Coker																
vs. Mars Hill																
vs. Tusculum																
vs. Limestone																
at Catawba																
vs. Anderson																
vs. UVA Wise																
at Mars Hill																
at Queens																
vs Newberry																

» NOTES

- » After a standout freshman season, Fields prepares for a breakout in year two.
- » Named to the South Atlantic Conference All-Freshmen Team.

STRONG START

- » Fields scored in double figures in his second and third career games. In his second career game, Fields dropped 15 on Young Harris and went 6-of-8 from the field.

FEBRUARY FIELDS

- » Zim took his game to the next level in nine February games, averaging 10.4 points and shooting 59.3 percent from the field.

LATE SEASON INJURY

- » Fields earned his first career start in the South Atlantic Conference Tournament quarterfinal at Queens but an injury the week of practice limited him to just four minutes in the game.

ROAD WARRIOR

- » Fields shot 61.2 percent from the floor in road contests as a freshman.

CAREER BEST

- » Fields scored 23 points and got to the free throw line 13 times (converting 11 attempts) in a win over Anderson on Feb. 8, 2020. He would also score 23 against Mars Hill on 9-for-13 shooting later in the season.

SECOND START

- » Fields earned his second career start at Queens on 1/2. Coincidentally, both of his two starts have come at Queens.

» CAREER STATS

Year	G	S	MIN	AVG	FG	FGA	PCT	3FG	3FGA	3PCT	FT	FTA	PCT	O	D	TOT	AVG	PF	D	A	TO	BLK	STL	PTS	AVG
2019-20	28	1	512	18.3	74	130	.569	4	15	.267	44	81	.543	18	68	86	3.1	60	1	45	45	1	18	196	7.0
2020-21	2	1	45	22.5	9	16	.563	0	4	.000	4	8	.500	2	6	8	4.0	3	0	2	5	0	1	22	11.0
TOTAL	30	2	557	18.7	83	146	.573	4	19	.250	48	89	.544	20	74	94	3.1	63	1	47	50	1	19	218	7.3

15 TIM STEELE

FR. | F | 6'5" | 250
MYRTLE BEACH, S.C. | CONWAY HS



» CAREER HIGHS

Points	6	at Mars Hill	12/16/20
Rebounds	5	at Mars Hill	12/16/20
Assists	1	at Mars Hill	12/16/20
Steals	4	at Mars Hill	12/16/20
FG Made	2	at Queens	1/2/21
3FG Made	1	at Queens	1/2/21
FT Made	4	at Mars Hill	12/16/20

» PRODUCTION TRACKER

	2020-21	CAREER
Double-figure points	--	0
Double-doubles	--	0
20-pt games	--	0
5+ rebounds	--	0
5+ assists	--	0
Games with a made 3-ptr	1	1

» 2020-21 GAME-BY-GAME

Opponent	FG	PCT.	3FG	PCT.	FT	PCT.	ORB	DRB	REB	PF	PTS	A	TO	BLK	STL	MIN
vs. Catawba	0-0	.000	0-0	.000	0-0	.000	0	0	0	4	0	0	1	1	0	6
at Mars Hill	1-2	.500	0-1	.000	4-6	.667	1	4	5	2	6	1	1	1	4	20
at Queens	2-5	.400	1-2	.500	1-2	.500	0	1	1	1	6	1	1	0	0	14
vs Lincoln Memorial																
at Anderson																
at Tusculum																
vs. Queens																
at Southern Wesleyan																
vs. Lincoln Memorial																
at UVA Wise																
at Carson-Newman																
vs. Wingate																
at Coker																
vs. Mars Hill																
vs. Tusculum																
vs. Limestone																
at Catawba																
vs. Anderson																
vs. UVA Wise																
at Mars Hill																
at Queens																
vs Newberry																

» NOTES

- » Entering his freshman season at Lenoir-Rhyne.
- » Helped the Bears to a 69-65 win at Mars Hill on December 16 by coming off the bench to score six points in 20 minutes and added four steals and five boards.

» CAREER STATS

Year	G	S	MIN	AVG	FG	FGA	PCT	3FG	3FGA	3PCT	FT	FTA	PCT	O	D	TOT	AVG	PF	D	A	TO	BLK	STL	PTS	AVG
2020-21	3	0	40	13.3	3	7	.429	1	3	.333	5	8	.625	1	5	6	2.0	7	0	2	3	2	4	12	4.0
TOTAL	3	0	40	13.3	3	7	.429	1	3	.333	5	8	.625	1	5	6	2.0	7	0	2	3	2	4	12	4.0

20 SAM DEAL

SO. | G | 5'11" | 180
HICKORY, N.C. | WOODBERRY FOREST SCHOOL



» CAREER HIGHS

Points	
Rebounds	
Assists	
Steals	
FG Made	
3FG Made	
FT Made	

» PRODUCTION TRACKER

	2020-21	CAREER
Double-figure points	--	0
Double-doubles	--	0
20-pt games	--	0
5+ rebounds	--	0
5+ assists	--	0
Games with a made 3-ptr	--	0

» 2020-21 GAME-BY-GAME

Opponent	FG	PCT.	3FG	PCT.	FT	PCT.	ORB	DRB	REB	PF	PTS	A	TO	BLK	STL	MIN
vs. Catawba	dnp															
at Mars Hill	dnp															
at Queens	dnp															
vs Lincoln Memorial																
at Anderson																
at Tusculum																
vs. Queens																
at Southern Wesleyan																
vs. Lincoln Memorial																
at UVA Wise																
at Carson-Newman																
vs. Wingate																
at Coker																
vs. Mars Hill																
vs. Tusculum																
vs. Limestone																
at Catawba																
vs. Anderson																
vs. UVA Wise																
at Mars Hill																
at Queens																
vs Newberry																

» NOTES

» Entering first season at Lenoir-Rhyne.

» CAREER STATS

Year	G	S	MIN	AVG	FG	FGA	PCT	3FG	3FGA	3PCT	FT	FTA	PCT	O	D	TOT	AVG	PF	D	A	TO	BLK	STL	PTS	AVG
2020-21	-	-	-	-	-	-	-	-	-	-	-	-	-	-	-	-	-	-	-	-	-	-	-	-	-
TOTAL	-	-	-	-	-	-	-	-	-	-	-	-	-	-	-	-	-	-	-	-	-	-	-	-	-

21 R.J. GUNN

SR. | F | 6'7" | 245
COLUMBIA, S.C. | IRMO HS



» CAREER HIGHS

Points	36	at Clayton St.	11/20/19
Rebounds	13	vs. Mars Hill	2/26/20
Assists	5	vs. Queens	1/25/20
Steals	3	vs. Anderson	2/8/20
FG Made	15	at Clayton St.	11/20/19
3FG Made	5	vs. UVA Wise	2/19/20
FT Made	7	vs. Tusculum	1/29/20

» PRODUCTION TRACKER

	2020-21	CAREER
Double-figure points	2	44
Double-doubles	--	5
20-pt games	1	20
5+ rebounds	2	32
5+ assists	--	1
Games with a made 3-pt	3	57

» 2020-21 GAME-BY-GAME

Opponent	FG	PCT.	3FG	PCT.	FT	PCT.	ORB	DRB	REB	PF	PTS	A	TO	BLK	STL	MIN
vs. Catawba	8-15	.533	4-8	.500	2-4	.500	0	7	7	4	22	1	0	0	2	34
at Mars Hill	1-9	.111	1-6	.167	0-0	.000	0	5	5	4	3	3	1	0	1	27
at Queens	6-12	.500	1-4	.250	0-0	.000	1	3	4	3	13	3	2	0	1	26
vs. Lincoln Memorial																
at Anderson																
at Tusculum																
vs. Queens																
at Southern Wesleyan																
vs. Lincoln Memorial																
at UVA Wise																
at Carson-Newman																
vs. Wingate																
at Coker																
vs. Mars Hill																
vs. Tusculum																
vs. Limestone																
at Catawba																
vs. Anderson																
vs. UVA Wise																
at Mars Hill																
at Queens																
vs. Newberry																

» NOTES

- » One of the toughest players to defend in the region, Gunn brings his 6'7" frame and feathery touch back for a senior season.
- » Selected as Preseason First Team All-Conference by the league coaches heading in to the season.
- » Earned First Team All-Conference in 2019-20, becoming the first first-team selection since Keenan Palmore in 2015-16.
- » Named NABC Second Team All-District and D2CCA Second Team All-Region.
- » South Atlantic Conference Player of the Week once.

RJ, 1K

- » The forward enters the season just 83 points shy of becoming the 54th player in team history to score 1,000 career points. Interestingly, he and teammate Darius Simmons enter the season with the same amount of career points.

36!!

- » Gunn erupted for 36 points in a 103-99 win over Clayton State in November on 15-of-26 shooting.

DOUBLE DIGITS

- » Gunn scored in double figures in all but one game during the 2019-20 season. The one game he failed to reach double figures, he had eight points.

MACHINE

- » Gunn became a double-double machine late in the season. Despite not having a double-double in his first 68 games, Gunn had five double-doubles in the final nine games of the year.

» CAREER STATS

Year	G	S	MIN	AVG	FG	FGA	PCT	3FG	3FGA	3PCT	FT	FTA	PCT	O	D	TOT	AVG	PF	D	A	TO	BLK	STL	PTS	AVG
2017-18	19	5	224	11.8	29	71	.408	7	24	.292	11	17	.647	15	27	42	2/2	22	0	10	13	3	8	76	4.0
2020-21	30	29	671	22.4	109	227	.480	40	109	.367	35	48	.729	20	67	87	2.9	50	0	21	37	8	10	293	9.8
2020-21	28	28	947	33.8	212	425	.499	61	172	.355	63	85	.741	40	150	190	6.8	53	0	48	67	18	23	548	19.6
2020-21	3	3	87	29.0	15	36	.417	6	18	.333	2	4	.500	1	15	16	5.3	11	0	7	3	0	4	38	12.7
TOTAL	80	65	1928	24.2	365	759	.481	114	323	.354	111	154	.721	76	259	331	4.1	136	0	86	120	29	45	955	11.9

23 NAS TYSON

SO. | G | 6'1" | 210
WINGATE, N.C. | FOREST HILLS HS



» CAREER HIGHS

Points	9	twice
Rebounds	3	three times
Assists	1	at Queens 1/2/21
Steals	1	three times
FG Made	3	twice
3FG Made	3	at Queens 11/30/19
FT Made	2	at Anderson 12/14/19

» PRODUCTION TRACKER

	2020-21	CAREER
Double-figure points	--	0
Double-doubles	--	0
20-pt games	--	0
5+ rebounds	--	0
5+ assists	--	0
Games with a made 3-ptr	--	3

» 2020-21 GAME-BY-GAME

Opponent	FG	PCT.	3FG	PCT.	FT	PCT.	ORB	DRB	REB	PF	PTS	A	TO	BLK	STL	MIN
vs. Catawba	0-3	.000	0-3	.000	1-3	.333	0	1	1	2	1	0	0	0	0	6
at Mars Hill	dnp (coaches decision)															
at Queens	0-2	.000	0-1	.000	0-0	.000	1	0	1	0	0	1	0	0	0	7
vs Lincoln Memorial																
at Anderson																
at Tusculum																
vs. Queens																
at Southern Wesleyan																
vs. Lincoln Memorial																
at UVA Wise																
at Carson-Newman																
vs. Wingate																
at Coker																
vs. Mars Hill																
vs. Tusculum																
vs. Limestone																
at Catawba																
vs. Anderson																
vs. UVA Wise																
at Mars Hill																
at Queens																
vs Newberry																

» NOTES

» After a rookie season that showed plenty of potential, Tyson enters his second season with the Bears.

ROYAL SHOWING

» Tyson broke out with a 9-point performance against Queens on Nov. 30, 2019. In just 13 minutes of game action, Tyson buried three triples (on five attempts) and grabbed three boards.

BACK-TO-BACKERS

» Tyson's 2019-20 would end prematurely but on a strong note. The freshman had a second straight 9-point performance in his finale and added three boards and a steal. Over his final two games, Tyson averaged 9.0 points, three rebounds and shot 55.5 percent from the field in just 20.0 minutes of action.

» CAREER STATS

Year	G	S	MIN	AVG	FG	FGA	PCT	3FG	3FGA	3PCT	FT	FTA	PCT	O	D	TOT	AVG	PF	D	A	TO	BLK	STL	PTS	AVG
2019-20	7	0	67	9.5	8	19	.421	5	14	.357	3	5	.600	6	6	12	1.7	6	0	0	1	0	3	24	3.4
2020-21	2	-	13	6.5	0	5	.000	0	4	.000	0	0	.000	1	1	2	1.0	2	0	1	0	0	0	1	0.5
TOTAL	9	0	80	8.8	8	24	.333	5	18	.278	3	5	.600	7	7	14	1.5	8	0	1	1	0	3	25	3.1

24 ARMON MULDREW

FR. | G | 6'1" | 190
PERRIS, CALIF. | PANTHER CREEK HS



» CAREER HIGHS

Points	9	at Queens	1/2/21
Rebounds	3	at Queens	1/2/21
Assists			
Steals	2	vs. Catawba	12/12/20
FG Made	4	at Queens	1/2/21
3FG Made	1	at Queens	1/2/21
FT Made	4	vs. Catawba	12/12/20

» PRODUCTION TRACKER

	2020-21	CAREER
Double-figure points	--	0
Double-doubles	--	0
20-pt games	--	0
5+ rebounds	--	0
5+ assists	--	0
Games with a made 3-ptr	1	1

» 2020-21 GAME-BY-GAME

Opponent	FG	PCT.	3FG	PCT.	FT	PCT.	ORB	DRB	REB	PF	PTS	A	TO	BLK	STL	MIN
vs. Catawba	1-2	.500	0-1	.000	4-4	1.000	1	1	2	2	6	0	1	0	2	21
at Mars Hill	2-5	.400	0-1	.000	2-3	.667	0	1	1	3	6	0	0	0	0	23
at Queens	4-7	.571	1-2	.500	0-0	.000	1	2	3	1	9	0	2	0	0	17
vs. Lincoln Memorial																
at Anderson																
at Tusculum																
vs. Queens																
at Southern Wesleyan																
vs. Lincoln Memorial																
at UVA Wise																
at Carson-Newman																
vs. Wingate																
at Coker																
vs. Mars Hill																
vs. Tusculum																
vs. Limestone																
at Catawba																
vs. Anderson																
vs. UVA Wise																
at Mars Hill																
at Queens																
vs. Newberry																

» NOTES

» Joins Lenoir-Rhyne for a freshman season all the way from Perris, California.

DEBUT

» Muldrew was entrusted with 21 minutes of playing time in his LR debut, including many important minutes down the stretch.

» Muldrew had six points, two steams and a pair of rebounds in his first game action as a Bear.

» CAREER STATS

Year	G	S	MIN	AVG	FG	FGA	PCT	3FG	3FGA	3PCT	FT	FTA	PCT	O	D	TOT	AVG	PF	D	A	TO	BLK	STL	PTS	AVG
2020-21	3	0	61	20.3	7	14	.500	1	4	.250	6	7	.857	2	4	6	2.0	6	0	0	3	0	2	21	7.0
TOTAL	3	0	61	20.3	7	14	.500	1	4	.250	6	7	.857	2	4	6	2.0	6	0	0	3	0	2	21	7.0

32 PERCY FYLE

FR. | C | 6'8" | 210
CHARLOTTE, N.C. | MALLARD CREEK HS



» CAREER HIGHS

Points	
Rebounds	
Assists	
Steals	
FG Made	
3FG Made	
FT Made	

» PRODUCTION TRACKER

	2020-21	CAREER
Double-figure points	--	0
Double-doubles	--	0
20-pt games	--	0
5+ rebounds	--	0
5+ assists	--	0
Games with a made 3-ptr	--	0

» 2020-21 GAME-BY-GAME

Opponent	FG	PCT.	3FG	PCT.	FT	PCT.	ORB	DRB	REB	PF	PTS	A	TO	BLK	STL	MIN
vs. Catawba	dnp	(coaches decision)														
at Mars Hill	dnp	(coaches decision)														
at Queens	0-0	.000	0-0	.000	0-1	.000	0	1	1	0	0	0	0	0	0	1
vs Lincoln Memorial																
at Anderson																
at Tusculum																
vs. Queens																
at Southern Wesleyan																
vs. Lincoln Memorial																
at UVA Wise																
at Carson-Newman																
vs. Wingate																
at Coker																
vs. Mars Hill																
vs. Tusculum																
vs. Limestone																
at Catawba																
vs. Anderson																
vs. UVA Wise																
at Mars Hill																
at Queens																
vs Newberry																

» NOTES

» Entering his first season at Lenoir-Rhyne from nearby Charlotte and Mallard Creek HS.

» CAREER STATS

Year	G	S	MIN	AVG	FG	FGA	PCT	3FG	3FGA	3PCT	FT	FTA	PCT	O	D	TOT	AVG	PF	D	A	TO	BLK	STL	PTS	AVG
2020-21	1	-	1	1.0	-	-	-	-	-	-	0	1	.000	0	1	1	1.0	-	-	-	-	-	-	-	-
TOTAL	1	-	1	1.0	-	-	-	-	-	-	0	1	.000	0	1	1	1.0	-	-	-	-	-	-	-	-

33 COOPER FOWLER

SO. | C | 6'11" | 275
GREENVILLE, S.C. | JL MANN HS



» CAREER HIGHS

Points	22	twice
Rebounds	10	twice
Assists	6	vs. Newberry 1/11/20
Steals	1	nine times
FG Made	8	twice
3FG Made	6	vs. Coker 1/4/20
FT Made	5	vs. Wingate 1/1/20

» PRODUCTION TRACKER

	2020-21	CAREER
Double-figure points	--	9
Double-doubles	--	2
20-pt games	--	2
5+ rebounds	1	16
5+ assists	--	2
Games with a made 3-ptr	--	14

» 2020-21 GAME-BY-GAME

Opponent	FG	PCT.	3FG	PCT.	FT	PCT.	ORB	DRB	REB	PF	PTS	A	TO	BLK	STL	MIN
vs. Catawba	1-2	.500	0-1	.000	0-0	.000	0	3	3	0	2	3	0	0	0	12
at Mars Hill	0-5	.000	0-4	.000	0-0	.000	0	7	7	2	0	1	0	0	0	20
at Queens	0-1	.000	0-1	.000	0-0	.000	0	0	0	0	0	0	0	0	0	8
vs Lincoln Memorial																
at Anderson																
at Tusculum																
vs. Queens																
at Southern Wesleyan																
vs. Lincoln Memorial																
at UVA Wise																
at Carson-Newman																
vs. Wingate																
at Coker																
vs. Mars Hill																
vs. Tusculum																
vs. Limestone																
at Catawba																
vs. Anderson																
vs. UVA Wise																
at Mars Hill																
at Queens																
vs Newberry																

» NOTES

- » Do-it-all big man returns looking for a breakout sophomore campaign
- » Named to South Atlantic Conference All-Freshmen Team.

DO IT ALL

- » Fowler has a little bit of everything in his game as evidenced by his stat line. At 6'10", Fowler had two games with at least five assists and shot 37.5 percent from long range. He also had 15 games with at least five boards and two double-doubles as a freshman.

SECRET WEAPON

- » After playing no more than 16 minutes in the 2019 portion of the schedule (eight games) and scoring a combined 21 points in that stretch, Fowler was unleashed once the calendar turned to 2020. On New Year's night, Fowler went for 22 points and 10 rebounds against Wingate and followed that up with another 22 point performance against Coker. Against the Cobras, Fowler went 6-of-8 from long range.

HOME COOKING

- » Fowler was a fan of Shuford Gym as a freshman, averaging 12.1 points per game and shooting 49.1 percent from the field and 43.1 percent from long range. Fowler also hit 81 percent of his free throws and averaged 5.6 rebounds a night.

» CAREER STATS

Year	G	S	MIN	AVG	FG	FGA	PCT	3FG	3FGA	3PCT	FT	FTA	PCT	O	D	TOT	AVG	PF	D	A	TO	BLK	STL	PTS	AVG
2019-20	27	20	560	20.7	82	181	.453	30	80	.375	30	44	.682	17	107	124	4.6	52	0	42	37	13	9	224	8.3
2020-21	3	2	40	13.3	1	8	.125	0	6	.000	0	0	.000	0	10	10	3.3	2	0	4	0	0	0	2	0.7
TOTAL	30	22	600	20.0	83	189	.441	30	86	.353	30	44	.682	17	117	134	4.4	54	0	46	37	13	9	226	7.5



» 2020-21 MISCELLANEOUS STATS



2020-21 Lenoir-Rhyne Men's Basketball Team High/Low Analysis All games

Page 1/4
as of Jan 07, 2021

Lenoir-Rhyne - Game Highs

POINTS	93		Catawba (12/12/2020)
	69		at Mars Hill (12/16/2020)
	68		at Queens (NC) (01/02/2021)
FIELD GOALS MADE	31		Catawba (12/12/2020)
	29		at Queens (NC) (01/02/2021)
FIELD GOAL ATTEMPTS	64		at Queens (NC) (01/02/2021)
	54		Catawba (12/12/2020)
FIELD GOAL PERCENTAGE	.574	(31-54)	Catawba (12/12/2020)
	.453	(29-64)	at Queens (NC) (01/02/2021)
3 PT FG MADE	10		Catawba (12/12/2020)
	8		at Queens (NC) (01/02/2021)
3 PT FG ATTEMPTS	27		at Mars Hill (12/16/2020)
	26		at Queens (NC) (01/02/2021)
3 PT FG PERCENTAGE	.435	(10-23)	Catawba (12/12/2020)
	.308	(8-26)	at Queens (NC) (01/02/2021)
FREE THROWS MADE	26		at Mars Hill (12/16/2020)
	21		Catawba (12/12/2020)
FREE THROW ATTEMPTS	33		at Mars Hill (12/16/2020)
	33		Catawba (12/12/2020)
FREE THROW PERCENTAGE	.788	(26-33)	at Mars Hill (12/16/2020)
	.636	(21-33)	Catawba (12/12/2020)
REBOUNDS	31		at Mars Hill (12/16/2020)
	28		Catawba (12/12/2020)
ASSISTS	17		Catawba (12/12/2020)
	14		at Queens (NC) (01/02/2021)
STEALS	9		Catawba (12/12/2020)
	7		at Mars Hill (12/16/2020)
BLOCKED SHOTS	1		at Mars Hill (12/16/2020)
	1		Catawba (12/12/2020)
TURNOVERS	17		at Queens (NC) (01/02/2021)
	13		Catawba (12/12/2020)
FOULS	20		Catawba (12/12/2020)
	17		at Mars Hill (12/16/2020)



» 2020-21 MISCELLANEOUS STATS



2020-21 Lenoir-Rhyne Men's Basketball Team High/Low Analysis All games

Page 3/4
as of Jan 07, 2021

Lenoir-Rhyne - Game Lows

POINTS	68	at Queens (NC) (01/02/2021)
	69	at Mars Hill (12/16/2020)
	93	Catawba (12/12/2020)
FIELD GOALS MADE	18	at Mars Hill (12/16/2020)
	29	at Queens (NC) (01/02/2021)
FIELD GOAL ATTEMPTS	51	at Mars Hill (12/16/2020)
	54	Catawba (12/12/2020)
FIELD GOAL PERCENTAGE	.353 (18-51)	at Mars Hill (12/16/2020)
	.453 (29-64)	at Queens (NC) (01/02/2021)
3 PT FG MADE	7	at Mars Hill (12/16/2020)
	8	at Queens (NC) (01/02/2021)
3 PT FG ATTEMPTS	23	Catawba (12/12/2020)
	26	at Queens (NC) (01/02/2021)
3 PT FG PERCENTAGE	.259 (7-27)	at Mars Hill (12/16/2020)
	.308 (8-26)	at Queens (NC) (01/02/2021)
FREE THROWS MADE	2	at Queens (NC) (01/02/2021)
	21	Catawba (12/12/2020)
FREE THROW ATTEMPTS	6	at Queens (NC) (01/02/2021)
	33	at Mars Hill (12/16/2020)
	33	Catawba (12/12/2020)
FREE THROW PERCENTAGE	.333 (2-6)	at Queens (NC) (01/02/2021)
	.636 (21-33)	Catawba (12/12/2020)
REBOUNDS	23	at Queens (NC) (01/02/2021)
	28	Catawba (12/12/2020)
ASSISTS	10	at Mars Hill (12/16/2020)
	14	at Queens (NC) (01/02/2021)
STEALS	4	at Queens (NC) (01/02/2021)
	7	at Mars Hill (12/16/2020)
BLOCKED SHOTS	0	at Queens (NC) (01/02/2021)
	1	at Mars Hill (12/16/2020)
	1	Catawba (12/12/2020)
TURNOVERS	10	at Mars Hill (12/16/2020)
	13	Catawba (12/12/2020)
FOULS	15	at Queens (NC) (01/02/2021)
	17	at Mars Hill (12/16/2020)



» 2020-21 MISCELLANEOUS STATS



2020-21 Lenoir-Rhyne Men's Basketball Team High/Low Analysis All games

Page 2/4
as of Jan 07, 2021

Opponent - Game Highs

POINTS	88		at Queens (NC) (01/02/2021)
	86		Catawba (12/12/2020)
	65		at Mars Hill (12/16/2020)
FIELD GOALS MADE	35		at Queens (NC) (01/02/2021)
	31		Catawba (12/12/2020)
FIELD GOAL ATTEMPTS	61		Catawba (12/12/2020)
	58		at Mars Hill (12/16/2020)
FIELD GOAL PERCENTAGE	.614	(35-57)	at Queens (NC) (01/02/2021)
	.508	(31-61)	Catawba (12/12/2020)
3 PT FG MADE	11		Catawba (12/12/2020)
	8		at Queens (NC) (01/02/2021)
3 PT FG ATTEMPTS	25		Catawba (12/12/2020)
	23		at Mars Hill (12/16/2020)
3 PT FG PERCENTAGE	.500	(8-16)	at Queens (NC) (01/02/2021)
	.440	(11-25)	Catawba (12/12/2020)
FREE THROWS MADE	13		Catawba (12/12/2020)
	11		at Mars Hill (12/16/2020)
FREE THROW ATTEMPTS	21		Catawba (12/12/2020)
	18		at Mars Hill (12/16/2020)
FREE THROW PERCENTAGE	.714	(10-14)	at Queens (NC) (01/02/2021)
	.619	(13-21)	Catawba (12/12/2020)
REBOUNDS	45		at Mars Hill (12/16/2020)
	40		at Queens (NC) (01/02/2021)
ASSISTS	16		at Queens (NC) (01/02/2021)
	15		Catawba (12/12/2020)
STEALS	9		at Queens (NC) (01/02/2021)
	3		at Mars Hill (12/16/2020)
BLOCKED SHOTS	3		at Queens (NC) (01/02/2021)
	3		at Mars Hill (12/16/2020)
TURNOVERS	17		at Queens (NC) (01/02/2021)
	17		Catawba (12/12/2020)
FOULS	29		at Mars Hill (12/16/2020)
	27		Catawba (12/12/2020)



» 2020-21 MISCELLANEOUS STATS



2020-21 Lenoir-Rhyne Men's Basketball Team High/Low Analysis All games

Page 4/4
as of Jan 07, 2021

Opponent - Game Lows

POINTS	65		at Mars Hill (12/16/2020)
	86		Catawba (12/12/2020)
	88		at Queens (NC) (01/02/2021)
FIELD GOALS MADE	24		at Mars Hill (12/16/2020)
	31		Catawba (12/12/2020)
FIELD GOAL ATTEMPTS	57		at Queens (NC) (01/02/2021)
	58		at Mars Hill (12/16/2020)
FIELD GOAL PERCENTAGE	.414	(24-58)	at Mars Hill (12/16/2020)
	.508	(31-61)	Catawba (12/12/2020)
3 PT FG MADE	6		at Mars Hill (12/16/2020)
	8		at Queens (NC) (01/02/2021)
3 PT FG ATTEMPTS	16		at Queens (NC) (01/02/2021)
	23		at Mars Hill (12/16/2020)
3 PT FG PERCENTAGE	.261	(6-23)	at Mars Hill (12/16/2020)
	.440	(11-25)	Catawba (12/12/2020)
FREE THROWS MADE	10		at Queens (NC) (01/02/2021)
	11		at Mars Hill (12/16/2020)
FREE THROW ATTEMPTS	14		at Queens (NC) (01/02/2021)
	18		at Mars Hill (12/16/2020)
FREE THROW PERCENTAGE	.611	(11-18)	at Mars Hill (12/16/2020)
	.619	(13-21)	Catawba (12/12/2020)
REBOUNDS	37		Catawba (12/12/2020)
	40		at Queens (NC) (01/02/2021)
ASSISTS	8		at Mars Hill (12/16/2020)
	15		Catawba (12/12/2020)
STEALS	2		Catawba (12/12/2020)
	3		at Mars Hill (12/16/2020)
BLOCKED SHOTS	0		Catawba (12/12/2020)
	3		at Queens (NC) (01/02/2021)
	3		at Mars Hill (12/16/2020)
TURNOVERS	16		at Mars Hill (12/16/2020)
	17		at Queens (NC) (01/02/2021)
	17		Catawba (12/12/2020)
FOULS	12		at Queens (NC) (01/02/2021)
	27		Catawba (12/12/2020)



» 2020-21 MISCELLANEOUS STATS



2020-21 Lenoir-Rhyne Men's Basketball Combined Team Statistics All games

Page 1/1
as of Jan 07, 2021

Game Records

Record	Overall	Home	Away	Neutral
ALL GAMES	2-1	1-0	1-1	0-0
CONFERENCE	2-1	1-0	1-1	0-0
NON-CONFERENCE	0-0	0-0	0-0	0-0

Score by Periods

Team	1st	2nd	OT	TOT
Lenoir-Rhyne	110	120	0	230
Opponents	105	134	0	239

Team Box Score

No. Player					Total		3-Point		F-Throw		Rebounds													
		GP-GS	MIN	AVG	FG-FGA	FG%	3FG-FGA	3FG%	FT-FTA	FT%	OFF	DEF	TOT	AVG	PF	DQ	A	TO	BLK	STL	PTS	AVG		
10	SIMMONS, Darius	3-3	86:07	28.7	15-29	.517	6-12	.500	19-23	.826	0	3	3	1.0	4	0	6	5	0	1	55	18.3		
21	GUNN, R.J.	3-3	91:49	30.6	15-36	.417	6-18	.333	2-4	.500	1	15	16	5.3	11	0	7	3	0	4	38	12.7		
13	FIELDS, Zim	2-1	47:42	23.9	9-16	.563	0-4	.000	4-8	.500	2	6	8	4.0	3	0	2	5	0	1	22	11.0		
03	HAWKS, Mason	3-3	77:57	26.0	10-20	.500	4-11	.364	8-10	.800	1	2	3	1.0	4	0	6	10	0	1	32	10.7		
01	BRADFORD, Davion	3-2	68:21	22.8	8-14	.571	2-5	.400	3-5	.600	1	9	10	3.3	5	0	8	5	0	4	21	7.0		
24	MULDREW, Armon	3-0	60:31	20.2	7-14	.500	1-4	.250	6-7	.857	2	4	6	2.0	6	0	0	3	0	2	21	7.0		
12	MCCLAIN, Tyson	3-1	42:34	14.2	6-11	.545	4-6	.667	1-2	.500	1	5	6	2.0	1	0	0	3	0	2	17	5.7		
15	STEELE, Tim	3-0	38:20	12.8	3-7	.429	1-3	.333	5-8	.625	1	5	6	2.0	7	0	2	3	2	4	12	4.0		
5	METCALF, Marcus	1-0	02:18	2.3	1-1	1.000	1-1	1.000	0-0	.000	0	0	0	0.0	0	0	0	0	0	0	3	3.0		
2	WILSON, Salle	1-0	02:41	2.7	1-1	1.000	0-0	.000	0-0	.000	0	1	1	1.0	1	0	0	0	0	0	2	2.0		
11	RICE, Anthony	3-0	22:12	7.4	2-6	.333	0-1	.000	0-1	.000	1	2	3	1.0	4	0	4	0	0	1	4	1.3		
33	FOWLER, Cooper	3-2	38:56	13.0	1-8	.125	0-6	.000	0-0	.000	0	10	10	3.3	2	0	4	0	0	0	2	0.7		
23	TYSON, Nas	2-0	12:50	6.4	0-5	.000	0-4	.000	1-3	.333	1	1	2	1.0	2	0	1	0	0	0	1	0.5		
32	FYLE, Percy	1-0	00:21	0.3	0-0	.000	0-0	.000	0-1	.000	0	1	1	1.0	0	0	0	0	0	0	0	0.0		
4	SHABAZZ, Elijah	1-0	03:06	3.1	0-0	.000	0-0	.000	0-0	.000	0	2	2	2.0	1	0	1	0	0	0	0	0.0		
00	MEDWINTER, Damion	2-0	04:16	2.1	0-1	.000	0-1	.000	0-0	.000	0	0	0	0.0	1	0	0	1	0	0	0	0.0		
Team											1	4	5					2						
Total		3	600		78-169	.462	25-76	.329	49-72	.681	12	70	82	27.3	52	0	41	40	2	20	230	76.7		
Opponents		3	600		90-176	.511	25-64	.391	34-53	.642	26	96	122	40.7	68	3	39	50	6	14	239	79.7		

Team Statistics

	LRU	OPP
Scoring	230	239
Points per game	76.7	79.7
Scoring margin	-3.0	-
Field goals-att	78-169	90-176
Field goal pct	.462	.511
3 point fg-att	25-76	25-64
3-point FG pct	.329	.391
3-pt FG made per game	8.3	8.3
Free throws-att	49-72	34-53
Free throw pct	.681	.642
F-Throws made per game	16.3	11.3
Rebounds	82	122
Rebounds per game	27.3	40.7
Rebounding margin	-13.3	-
Assists	41	39
Assists per game	13.7	13.0
Turnovers	40	50
Turnovers per game	13.3	16.7
Turnover margin	+3.3	-
Assist/turnover ratio	1.0	0.8
Steals	20	14
Steals per game	6.7	4.7
Blocks	2	6
Blocks per game	0.7	2.0
Winning streak	0	-
Home win streak	1	-
Attendance	0	45
Home games-Avg/Game	1-0	2-23
Neutral site-Avg/Game	-	0-0

Team Results

Date	Opponent		Score	Att.
12/12/2020	Catawba	W	93-86	0
12/16/2020	at Mars Hill	W	69-65	20
01/02/2021	at Queens (NC)	L	68-88	25



» 2020-21 MISCELLANEOUS STATS

Statistic	National Rank	Conference Rank	Value	National Leader	Value	Conference Leader	Value
3-pt Field Goal Attempts (131 ranked)	73	8	76	Quincy	257	Wingate	180
Assist Turnover Ratio (131 ranked)	44	6	1.02	Augusta	2.57	Lincoln Memorial	1.51
Assists Per Game (131 ranked)	45	6	13.7	Lincoln Memorial	23.3	Lincoln Memorial	23.3
Blocked Shots Per Game (131 ranked)	128	12	0.7	Northern St.	8.5	Carson-Newman	3.7
Defensive Rebounds per Game (131 ranked)	114	11	23.33	Northwestern Okla.	35.00	Lincoln Memorial	30.83
Fewest Fouls (131 ranked)	46	4	52	Ashland	8	Limestone	38
Fewest Turnovers (131 ranked)	49	4	40	Ark.-Monticello Montevallo	10	Anderson (SC)	23
Field-Goal Percentage (131 ranked)	47	5	46.2	Lincoln Memorial	57.7	Lincoln Memorial	57.7
Field-Goal Percentage Defense (131 ranked)	128	13	51.1	Ark.-Monticello	32.0	Lincoln Memorial	40.0
Free Throw Attempts (131 ranked)	65	7	72	Northeastern St.	206	Wingate	182
Free Throws Made (131 ranked)	67	7	49	Northeastern St.	147	Wingate	132
Free-Throw Percentage (131 ranked)	91	7	68.1	Ark.-Monticello	88.9	Anderson (SC)	78.9
Offensive Rebounds Per Game (130 ranked)	127	13	4.00	Northwestern Okla.	20.00	Tusculum	14.50
Personal Fouls Per Game (131 ranked)	48	3	17.3	Ashland	8.0	Coker	16.3
Rebound Margin (131 ranked)	129	12	-13.3	Northwestern Okla.	17.0	Queens (NC)	9.7
Scoring Defense (131 ranked)	95	6	79.7	Ark.-Monticello	45.0	Queens (NC)	67.7
Scoring Margin (131 ranked)	78	7	-3.0	Ark.-Monticello	30.0	Lincoln Memorial	27.5
Scoring Offense (131 ranked)	55	7	76.7	Upper Iowa	108.5	Lincoln Memorial	95.3
Steals Per Game (131 ranked)	60	8	6.7	Sioux Falls	11.0	Lincoln Memorial	10.0
Three Pt FG Defense (131 ranked)	111	12	39.1	UC-Colo. Springs	18.2	Lincoln Memorial	26.2
Three-Point Field Goals Per Game (128 ranked)	43	5	8.3	DBU	15.2	Lincoln Memorial	11.7
Three-Point Field-Goal Percentage (131 ranked)	74	8	32.9	Minn. Duluth	52.0	Lincoln Memorial	41.7
Total 3-point FGM (131 ranked)	77	7	25	Quincy	97	Lincoln Memorial	70
Total Assists (131 ranked)	75	7	41	Lincoln Memorial	140	Lincoln Memorial	140
Total Blocks (128 ranked)	125	12	2	Colo. Sch. of Mines Lindenwood (MO)	30	Queens (NC)	15
Total Rebounds (131 ranked)	93	12	82	Quincy	298	Wingate	277
Total Rebounds Per Game (131 ranked)	127	13	27.33	Northwestern Okla.	55.00	Tusculum	42.75
Total Steals (131 ranked)	73	7	20	Missouri Western	62	Lincoln Memorial	60
Turnover Margin (127 ranked)	24	1	3.3	Mercyhurst	8.7	Lenoir-Rhyne Newberry	3.3 3.3
Turnovers Forced (131 ranked)	24	2	16.67	UNC Pembroke	22.00	Lincoln Memorial	17.17
Turnovers Per Game (131 ranked)	58	3	13.3	Augusta	7.0	Newberry	10.3
Winning Streaks(DII&III) (0 ranked)							

Statistic	Player	National Rank	Conference Rank	Value	National Leader	Value	Conference Leader	Value
3-pt Field Goal Attempts (244 ranked)	R.J. Gunn	203	17	18	Austin Wills, Trevecca Nazarene	63	Francis Sio, Wingate	45
Assist Turnover Ratio (147 ranked)					Michael Bradley, Mercyhurst	17.00	Marcus Ford, Newberry	4.00
Assists Per Game (243 ranked)	Davion Bradford	169	15	2.7	Cameron Copley, Lubbock Christian	8.0	Drew Greene, UVA-Wise	6.7
	R.J. Gunn	215	25	2.3	Jake Hilmer, Upper Iowa	8.0		
	Mason Hawks	243	33	2.0				
	Darius Simmons	243	33	2.0				
Blocked Shots Per Game (143 ranked)					Bubba Furlong, Northwestern Okla.	4.00	Bryant Thomas, Carson-Newman	2.33
					Kelby Kramer, Minnesota St.	4.00		
Defensive Rebounds per Game (220 ranked)	R.J. Gunn	109	9	5.00	Alex Nunnally, Bluefield St.	13.00	Jamal Bryant, Mars Hill	8.33
Double Doubles (28 ranked)					Dylan Peeters, Truman	5	Gavin Rains, Queens (NC)	2
					Jared Vitzum, Fort Hays St.	5		
Field-Goal Percentage (194 ranked)	Darius Simmons	85	6	51.7	Ian Hohenstein, Western N.M.	100.0	Devin Whitfield, Lincoln Memorial	63.1
	R.J. Gunn	168	17	41.7				
Free Throw Attempts (230 ranked)	Darius Simmons	91	11	23	Bobby Arthur-Williams Jr., Pittsburg St.	58	Trenton Gibson, Tusculum	45
Free Throws Made (246 ranked)	Darius Simmons	65	6	19	Cameron Hunter, Central Mo.	44	Trenton Gibson, Tusculum	40
Free-Throw Percentage (250 ranked)	Darius Simmons	105	9	82.6	30 players tied	100.0	Kai Rivers, Anderson (SC)	100.0
	Mason Hawks	116	10	80.0				
Minutes Per Game (150 ranked)					Matt King, Ohio Dominican	39:15	Luke Brenegan, Carson-Newman	37:22
Offensive Rebounds Per Game (249 ranked)					Laolu Oke, MSU Denver	6.50	Gavin Rains, Queens (NC)	4.50
Points Per Game (241 ranked)	Darius Simmons	61	6	18.3	Cameron Whiteside, UVA-Wise	32.3	Cameron Whiteside, UVA-Wise	32.3
	R.J. Gunn	234	22	12.7				
Rebounds Per Game (244 ranked)	R.J. Gunn	229	23	5.3	Alex Nunnally, Bluefield St.	17.0	Jamal Bryant, Mars Hill	10.0
Steals Per Game (228 ranked)	Davion Bradford	168	16	1.33	Darren Lucas-White, Augusta	4.00	Chandler Lindsey, Coker	3.00
	R.J. Gunn	168	16	1.33	James McNeil, Montevallo	4.00	Tiyon Martin, Limestone	3.00
	Tim Steele	168	16	1.33	Darren Williams, Hawaii Hilo	4.00		
Three-Point Field Goals Per Game (220 ranked)	R.J. Gunn	109	11	2.00	Drew Blair, Minn. Duluth	6.00	TJ Brown, Newberry	3.33
	Darius Simmons	109	11	2.00	Miles Daniels, Ark.-Monticello	6.00		
					Xavier Malcom, Montevallo	6.00		
Three-Point Field-Goal Percentage (80 ranked)					Nate Davis, Belmont Abbey	75.0	Kelyn Pennie, Queens (NC)	50.0
Total 3-point FGM (206 ranked)	R.J. Gunn	206	17	6	Ross Williams, Colo. Christian	31	Jarren Cottingham, Wingate	17
	Darius Simmons	206	17	6				
Total Assists (227 ranked)					Tyler Geiman, Washburn	46	Xavier Bledson, Lincoln Memorial	32
Total Blocks (170 ranked)	Tim Steele	170	9	2	Mahamadou Kaba-Camera, Missouri S&T	11	Bryant Thomas, Carson-Newman	7
Total Field Goal Attempts (247 ranked)					Julien Smith, Missouri S&T	120	Jarren Cottingham, Wingate	97
Total Field Goals Made (199 ranked)					Tanner Stuckman, Quincy	67	Jarren Cottingham, Wingate	50
Total Minutes (150 ranked)					Tanner Stuckman, Quincy	311:43	Jarren Cottingham, Wingate	244:49