

# LR MATCHUP

## » 2020-21 SCHEDULE

Date	Opponent	Time/Result
D. 12	Catawba	2 PM
D. 16	Queens	2 PM
J. 9	Lincoln Memorial	4:30 PM
J. 13	at UVA Wise	8 PM
J. 16	at Carson-Newman	4:30 PM
J. 20	Wingate	8 PM
J. 23	at Coker	4:30 PM
J. 27	Mars Hill	8 PM
J. 30	Tusculum	4:30 PM
F. 6	Limestone	4:30 PM
F. 10	at Catawba	8 PM
F. 13	Anderson	4:30 PM
F. 17	UVA Wise	8 PM
F. 20	at Mars Hill	4:30 PM
F. 24	at Queens	8 PM
F. 27	Newberry	4:30 PM
M. 3	SAC Tournament Quarters	TBA
M. 6	SAC Tournament Semis	TBA
M. 7	SAC Tournament Champ.	TBA

Home games in RED

## CATAWBA INDIANS (1-1, 1-1 SAC) VS. LENOIR-RHYNE BEARS (0-0, 0-0 SAC)

DEC. 12 | SHUFORD GYMNASIUM | HICKORY, N.C. | 2 P.M.

### » THE COACHES

**Catawba:**  
Rob Perron  
Career Record: 128-137 (10 years)  
Record at Tusculum: 101-78 (7th season)

**Lenoir-Rhyne:**  
Everick Sullivan  
Career Record: 163-84 (nine years)  
Record at Lenoir-Rhyne: 56-58 (fifth year)

### » BROADCAST INFORMATION

Web: [lrbeats.com/watch](http://lrbeats.com/watch)  
SAC Live  
Announcers: Fabian Fuentes  
Broadcast start time: 1:45 PM

All Lenoir-Rhyne home basketball games will be streamed on [lrbeats.com/watch](http://lrbeats.com/watch) with the postgame being uploaded to YouTube and [lrbeats.com](http://lrbeats.com). All broadcasts go live 15 minutes prior to the scheduled tip time.

### » THE SERIES

Overall: Lenoir-Rhyne leads, 114-95  
During SAC Era: Lenoir-Rhyne leads, 37-33  
Current streak: L1  
Last matchup: Catawba 92, LR 87 (2-29-20)  
First matchup: LR 26, Catawba 12 (1926)

### » THE VENUE

Arena: Shuford Memorial Gymnasium  
Address: 625 7th Ave.  
Hickory, N.C. 28601  
Location: Hickory, N.C.  
Capacity: 2,300  
Built: 1956

## » TEAM STAT COMPARISON (2019-20 OVERALL TEAM STATS)



88.0	46.4	34.6	85.4	46.8	34.8	40.0	13.7	2.4	6.6	14.7
POINTS	FG %	3PT %	SCORING DEFENSE	FG % DEFENSE	3PT % DEFENSE	REB.	ASSISTS	BLOCKS	STEALS	TO
82.4	46.3	34.7	81.8	46.8	33.6	33.3	15.5	1.8	7.0	12.4



### » WEBCAST/RADIO ROSTER



**Damion Medwinter**  
#0 | 6'4" | F | R-Fr.



**Davion Bradford**  
#1 | 6'0" | G | Sr.



**Salle Wilson**  
#2 | 6'4" | F | Fr.



**Mason Hawks**  
#3 | 6'0" | G | Sr.




**Elijah Shabazz**  
#4 | 6'5" | F | So.



**Marcus Metcalf**  
#5 | 6'0" | G | R-Fr.



**Darius Simmons**  
#10 | 5'11" | G | R-Sr.



**Anthony Rice**  
#11 | 5'11" | G | Sr.



**Tyson McClain**  
#12 | 5'11" | G | R-Jr.




**Zim Fields**  
#13 | 6'4" | G | So.



**Marcus Owens Castrillo**  
#14 | 6'5" | F | R-Fr.




**Tim Steele**  
#15 | 6'5" | F | Fr.



**Sam Deal**  
#20 | 5'11" | G | So.



**R.J. Gunn**  
#21 | 6'7" | F | Sr.



**Nas Tyson**  
#23 | 6'1" | G | So.



**Armon Muldrew**  
#24 | 6'1" | G | Fr.



**Percy Fyle**  
#32 | 6'8" | C | Fr.



**Cooper Fowler**  
#33 | 6'11" | C | So.



**Everick Sullivan**  
Head Coach



**Zach Corliss**  
Assistant Coach



**Blake Simmons**  
Assistant Coach

### » NUMERICAL ROSTER

#	Name	Ht.	Wt.	Pos	CL	Hometown
0	Damion Medwinter	6-4	200	F	R-Fr.	Trumbull, Conn.
1	Davion Bradford	6-0	195	G	Sr.	Pontiac, Mich.
2	Salle Wilson	6-4	190	F	Fr.	Baton Rouge, La.
3	Mason Hawks	6-0	180	G	Sr.	Mount Airy, N.C.
5	Marcus Metcalf	6-0	160	G	R-Fr.	Goldsboro, N.C.
10	Darius Simmons	5-11	180	G	R-Sr.	Raleigh, N.C.
11	Anthony Rice	5-11	190	G	Sr.	Atlanta, Ga.
12	Tyson McClain	5-11	170	G	R-Jr.	Spartanburg, S.C.
13	Zim Fields	6-4	200	F	So.	Savannah, Ga.
14	Marcus Owens Castrillo	6-5	190	F	R-Fr.	Punta Del Este, Uruguay
15	Tim Steele	6-5	250	F	Fr.	Myrtle Beach, S.C.
20	Sam Deal	5-11	180	G	So.	Hickory, N.C.
21	R.J. Gunn	6-7	245	F	Sr.	Columbia, S.C.
22	Elijah Shabazz	6-5	215	F	So.	Raleigh, N.C.
23	Nas Tyson	6-1	200	G	So.	Wingate, N.C.
24	Armon Muldrew	6-1	190	G	Fr.	Perris, Calif.
32	Percy Fyle	6-8	210	C	Fr.	Charlotte, N.C.
33	Cooper Fowler	6-11	275	C	So.	Greenville, S.C.

Head Coach: Everick Sullivan; Fifth Season at Lenoir-Rhyne

Assistant Coach: Zach Corliss

Assistant Coach: Blake Simmons

### » ROSTER BREAKDOWN (BY STATE)



#### North Carolina (7)

Mason Hawks  
Marcus Metcalf  
Darius Simmons  
Sam Deal  
Elijah Shabazz  
Nas Tyson  
Percy Fyle



#### South Carolina (4)

Tyson McClain  
Tim Steele  
R.J. Gunn  
Cooper Fowler



#### Georgia (2)

Zim Fields  
Anthony Rice



#### Michigan (1)

Davion Bradford



California (1)  
Armon Muldrew



Connecticut (1)  
Damion Medwinter



Louisiana (1)  
Salle Wilson



Uruguay (1)  
Marcus Owens  
Castrillo



### » LENOIR-RHYNE NOTES

#### HISTORIC 100TH SEASON

» Saturday will mark the beginning of a historic 100th season of Lenoir-Rhyne men's basketball. The historic program began competition in 1919 but were shut down for two seasons due to World War II. The Bears have won 19 regular season championships and 12 conference tournaments in their history.

» The Bears are just 10 wins shy of 1,400 as a program and own an all-time winning percentage of .552 in the first 99 years of basketball.

» 62 of the first 99 seasons have been winning seasons for the Bears. Last year, the Bears went 14-14 which is only the third time in history that LR finished a season exactly at .500.

#### PRESEASON EXPECTATIONS

» The Bears were predicted to finish third in the preseason South Atlantic Conference Coaches' Poll and earned one first-place vote.

» Catawba was voted to finish fifth in the conference after a 20-10 season a year ago.

#### STORIED RIVALRY

» Lenoir-Rhyne and Catawba will be meeting for the 210th time on Saturday in a rivalry that dates back to 1926. Catawba is the opponent that LR has played the most and beaten the most (114). Behind the 210 matchups with Catawba, the most played rival is Elon with 165 matchups and the second-most beaten opponent with 88 Bear wins.

#### 65 IN THE SHU

» 2020-21 will mark the 65th season inside Shuford Memorial Gymnasium for the Lenoir-Rhyne men's basketball program. The Bears went a perfect 6-0 in the first season at the Shu (1956-57) and have had two other undefeated seasons at home since then. The Bears have won 71.8 percent of their home games at Shuford Gym with winning season in 50 of the first 64 years at home.

#### JOHN LENTZ COURT

» The playing surface at Shuford Gym was dedicated to John Lentz on Feb. 8, 2020 and Lenoir-Rhyne is 3-1 on Lentz Court. Lentz coached Lenoir-Rhyne for 29 years and had a distinguished four-year playing career at LR. Lentz owns a 432-374 all-time record and is the program's record holder for most career assists (524). His record of 19 assists in a game still stands today.

#### DYNAMIC DUO

» Seniors R.J. Gunn and Darius Simmons enter the 2020-21 season as First Team Preseason All-Conference selections as voted on by league coaches giving the Bears a dynamic 1-2 punch.

» The duo also enter the season with the exact same career point total (917). They each have a chance to become the 54th and 55th members of the 1,000 point club at Lenoir-Rhyne.

### » LENOIR-RHYNE BY THE NUMBERS

Seasons of Men's Basketball	99
Winning seasons	62
Losing seasons	34
.500 seasons	3
Consecutive winning seasons	16
Consecutive losing seasons	6
Wins in a season	26 (1962-63)
Longest winning streak	24 (1956-57)
Regular Season Championships	19 (last in 2008-09)
Conf. Tournament Championships	12 (last in 2003)
Longest home winning streak	25 (1955-58)
All-time games played	2,516
All-time record	1,390-1,126
All-time SAC record	285-221
1,000 point scorers	53
20+ win seasons	20 (last in 2018-19)
LR 100-point games	83 (last in 2019-20)
All-Americans	8 (last in 2015)
All-Conference players	81 (last in 2019-20)
SAC Players of the Year	5 (last in 2015-16)
SAC Freshmen of the Year	4 (last in 2005-06)
NCAA Tournament appearances	7 (last in 2019)
NCAA Tournament record	3-7
Highest national ranking	11
Weeks in national rankings	15
Most consecutive weeks in national poll	5
Games played at Shuford Gym	731
Total season at Shuford Gym	64
Winning seasons at Shuford Gym	50
Losing seasons at Shuford Gym	10
Undefeated seasons at Shuford Gym	3
.500 seasons at Shuford Gym	4
Longest home winning streak	25 (1955-58)
Most home wins in a season	14 (1966-67)
Most home losses in a season	10 (2010-11)
Most home wins in a two-year span	24 (1965-67)
Most home wins in a three-year span	35 (1964-67)

### » LAST 10 GAMES VS. CATAWBA (4-6)

Date	Location	Result	Leading LR Scorer
2-3-16	Salisbury, N.C.	L, 98-105	Keenan Palmore, 33
11-16-16	Salisbury, N.C.	W, 106-98 (2OT)	Darrien Evans, 25
2-1-17	Hickory, N.C.	L, 76-87	Jacques Chambers, 25
1-3-18	Hickory, N.C.	W, 85-63	Djibril Diallo, 26
2-7-18	Salisbury, N.C.	L, 77-84	Djibril Diallo, 26
1-23-19	Hickory, N.C.	W, 73-65	Jon Jean, 16
2-27-19	Salisbury, N.C.	L, 81-89 (OT)	Djibril Diallo, 19
3-10-19	Greenville, S.C.	L, 67-71	Cory Thomas, 19
1-18-20	Salisbury, N.C.	W, 91-85	Darius Simmons, 27
2-29-20	Hickory, N.C.	L, 87-92	R.J. Gunn, 24

### » MILESTONE WINS

Win #1 (1919-20)	Lenoir-Rhyne 16, Hickory Town 4
Win #100 (1932-33)	Lenoir-Rhyne 34, Catawba 32
Win #200 (1944-45)	Lenoir-Rhyne 37, Shelby YMCA 23
Win #300 (1952-53)	Lenoir-Rhyne 77, Guilford 69
Win #400 (1957-58)	Lenoir-Rhyne 71, High Point 66
Win #500 (1962-63)	Lenoir-Rhyne 96, Guilford 48
Win #600 (1967-68)	Lenoir-Rhyne 85, Guilford 79
Win #700 (1973-74)	Lenoir-Rhyne 78, Elon 68
Win #800 (1980-81)	Lenoir-Rhyne 79, Wingate 78
Win #900 (1987-88)	Lenoir-Rhyne 75, Atl. Christian 65
Win #1,000 (1992-93)	Lenoir-Rhyne 85, Okla. City 67
Win #1,100 (2000-01)	Lenoir-Rhyne 67, Carson-Newman 62
Win #1,200 (2006-07)	Lenoir-Rhyne 63, Lincoln Memorial 55
Win #1,300 (2013-14)	Lenoir-Rhyne 77, Coker 68





### » LENOIR-RHYNE NOTES (CONTINUED)

#### CHASING 300

» Lenoir-Rhyne enters the season with 285 all-time win in South Atlantic Conference play. That number ranks as the most in the conference, more than 20 more than any other league foe since the SAC began in 1989-90.

#### PRIME TIME MATCHUP

» A season ago, Lenoir-Rhyne and Catawba met in the NCAA Division II National Showcase game on ESPN3. The Bears came away with a 91-85 victory in front of a national audience.

» During the 2019-20 season, the Bears and Indians met in the South Atlantic Conference Tournament Championship game with Catawba coming away with a 71-67 victory. Each team would advance to the NCAA Tournament that season.

#### LEAGUE LEADERS

» The Bears are tied with Lincoln Memorial for the most regular season championships in conference history with eight. Catawba has six and Wingate has five.

#### VETERAN CORE

» The veteran Lenoir-Rhyne squad is returning 2,297 of the 2,306 points scored from a season ago. The only player lost since last season was Khaileel Dailey who averaged under seven minutes a game and scored nine points for LR in 17 games played.

» All four all-conference selections from a

season ago are back with Gunn (First Team) and Simmons (Honorable Mention) being joined by All-Freshman Team members Zim Fields and Cooper Fowler.

#### RAINING TREYS

» Lenoir-Rhyne ranked second in the South Atlantic Conference with 293 made 3-pointers a season ago, trailing only Lincoln Memorial (372). The Bears also ranked second in the league with 844 attempts from long range.

#### DIME DROPPERS

» Lenoir-Rhyne was also second in the league in assists at 15.5 per game while turning the ball over just 12.4 times which was the second-lowest number in the entire conference.

#### STRUGGLES ON THE BOARDS

» With the lack of interior depth, the Bears were 11th out of 12 SAC team in rebounds per game during the 2019-20 season. LR's 33.3 rebounds per game were only better than Coker (32.5) on the season.

#### 732

» This will be the 732nd all-time men's basketball game played inside Shuford Gymnasium. The Bears own a 525-206 all-time record and .718 winning percentage on their home floor.

### » NCAA DII TOP 25

School	Record	Last
1. Northwest Missouri St.	3-0	1
2. Lincoln Memorial	2-0	2
3. West Texas A&M	0-0	3
4. Florida Southern	0-0	5
5. Nova Southeastern	0-0	6
6. West Liberty	0-0	7
7. Northern State	0-0	8
8. Colorado School of Mines	2-0	13
9. St. Thomas Aquinas	0-0	12
10. Azusa Pacific	0-0	11
11. Alabama Huntsville	0-0	14
12. Ferris State	0-0	15
13. Augustana	0-0	17
14. Point Loma	0-0	16
15. St. Edward's (TX)	0-0	17
16. Valdosta St.	0-0	18
17. Washburn	4-0	NR
18. Truman St.	3-0	NR
19. Fairmont St.	0-0	20
20. Queens	2-2	10
21. Charleston (WV)	0-0	22
22. Colorado Mesa	2-0	NR
23. Augusta	1-0	NR
24. Findlay	1-0	NR
25. Sioux Falls	0-0	23

First place votes – Northwest Missouri State (16).

Others receiving votes: Missouri-St. Louis 40, Missouri Western 37, Bridgeport 31, Saint Anselm 22, Seattle Pacific 18, Fort Lewis 17, Mercyhurst 17, Tusculum 15, UNC Pembroke 13, Lindenwood, McKendree 10, Flagler 9, Daemen 8, Emporia State 7, DBU (Texas) 6, Missouri Southern 6, Westminster (Utah) 5, Lubbock Christian 3, Union (Tenn.) 3, Wingate (N.C.) 3, Biola 2, Southern Indiana 2, Angelo State 1, Minnesota State 1, Rockhurst (Mo.) 1, Stonehill 1.

### » PROJECTED STARTING FIVE (OFF GAMES STARTED IN 2019-20)

	Player	PPG	RPG	APG	FG%	3PT%	FT%	MIN
10	Darius Simmons	17.9	2.8	2.5	47.4	35.1	83.3	30.2
3	Mason Hawks	11.6	3.6	3.3	39.4	34.8	81.5	33.2
1	Davion Bradford	6.2	4.0	2.3	47.9	28.1	58.8	28.2
21	R.J. Gunn	19.6	6.8	1.7	49.9	35.5	74.1	33.9
33	Cooper Fowler	8.3	4.6	1.6	45.3	37.5	68.2	20.7



### SEASON OPENERS

- » The Bears own a 65-34 all-time mark in season openers but have gone just 5-5 over the past 10 years.
- » The Bears have two eight-game winning streaks in openers. Once in 1969-1976 and again from 2002-09.
- » The most points scored in a season-opening game is 112 in 1993 in a 112-97 victory over Concord.
- » The most points allowed in an opener was 100 which happened twice. Once in 1965 (a 100-79 loss to Guilford) and again in 1992 (a 100-94 loss to High Point).
- » LR's largest margin of victory in the first game of the season was 47 back in 1951 when they defeated Charleston Naval 81-34.
- » The least points allowed in a season-opening game was four in the first-ever LR game, a 16-4 win over Hickory Town in 1919.
- » The largest margin of defeat in a season opener came in 1998 when the Bears lost by 35 (72-37) to Henderson State.
- » Only one season opener has gone to overtime. The 1996 opener featured a 70-67 overtime victory for the Bears over Clark-Atlanta.

» This will be the second time that Catawba and Lenoir-Rhyne have squared off in game one of the season. The Bears and Indians squared off to open the 1947-48 season with Catawba coming away with a 51-43 victory.

### CHANGE OF PLANS

- » The Bears were slated to open the year with the SAC/ Peach Belt Conference crossover. Emmanuel was set to host this year as the Bears were slated to open with Young Harris and Emmanuel on back-to-back days.
- » The SAC/ Peach Belt Conference crossover had been the Bears' season-opening weekend for the past six years. Prior to that, it was the SAC and Conference Carolinas that held a crossover weekend to open the season.

### » LAST 10 SEASON OPENERS (5-5)

Season	Location	Opponent	Result
11/15/2010	Mount Olive, N.C.	Mount Olive	L, 59-63
11/3/2011	Boone, N.C.	Appalachian State	L, 64-102
11/9/2012	Wingate, N.C.	Limestone	W, 94-73
11/9/2013	Salisbury, N.C.	Pfeiffer	W, 85-59
11/14/2014	Salisbury, N.C.	UNC Pembroke	L, 90-98 (2 OT)
11/13/2015	Florence, S.C.	UNC Pembroke	W, 101-94
11/11/2016	Hickory, N.C.	UNC Pembroke	L, 76-81
11/10/2017	Pembroke, N.C.	UNC Pembroke	L, 57-62
11/9/2018	Hickory, N.C.	Young Harris	W, 101-72
11/8/2019	Young Harris, Ga.	Emmanuel	W, 91-70

### » RECORD VS. CONF OPPONENTS IN SAC ERA (1989-CURRENT)

TEAM	OVERALL	CONF.	HOME	AWAY	NEUTRAL
Anderson	9-12	8-12	6-4	2-8	1-0
Carson-Newman	37-31	34-28	24-8	11-21	2-2
Catawba	37-33	36-26	22-11	15-18	0-4
Coker	11-3	11-3	7-0	4-3	0-0
Limestone	0-0	0-0	0-0	0-0	0-0
Lincoln Memorial	9-23	7-21	6-10	3-13	0-0
Mars Hill	48-19	45-17	27-5	19-12	2-2
Newberry	33-23	28-18	22-6	10-16	1-1
Queens	10-17	4-10	4-7	4-9	2-1
Tusculum	29-18	27-15	17-5	12-12	0-1
UVA Wise	2-0	2-0	1-0	1-0	0-0
Wingate	41-30	34-28	23-11	14-17	4-2

### » LENOIR-RHYNE RECORD WHEN...

Playing at home	0-0
Playing on the road	0-0
Playing at a neutral site	0-0
Playing vs. the SAC	0-0
Leads at halftime	0-0
Trails at halftime	0-0
Tied at halftime	0-0
Plays an overtime game	0-0
Shoots 50% or better	0-0
Shoots less than 50%	0-0
Opponent shoots 50% or less	0-0
Shoots better than opponent	0-0
Shoots worse than opponent	0-0
Has more FTs made than opponent	0-0
Has equal FTs made	0-0
Outrebounds opponent	0-0
is outrebounded	0-0
Has equal rebounds	0-0
Has more TOs than opponent	0-0
Has equal or less TOs than opponent	0-0
Scores more/equal bench points	0-0
Scores less bench points	0-0
Plays a ranked opponent	0-0
Maks 5+ 3-point shots	0-0
No LR player fouls out	0-0
Has 15+ assists	0-0
Wears white uniforms	0-0
Wears black uniforms	0-0
Plays in November	0-0
Plays in December	0-0
Plays in January	0-0
Plays in February	0-0
Plays in March	0-0
Plays during the day (before 6 p.m.)	0-0
Plays at night	0-0
Plays on Sunday	0-0
Plays on Monday	0-0
Plays on Tuesday	0-0
Plays on Wednesday	0-0
Plays on Thursday	0-0
Plays on Friday	0-0
Plays on Saturday	0-0
Margin is 5 pts. or less	0-0
Margin is 6-10 points	0-0
Margin is 11-20 points	0-0
Has a 20-point scorer	0-0
Has a 30-point scorer	0-0
Scores 59 points or less	0-0
Scorers 60-69 points	0-0
Scores 70-79 points	0-0
Scores 80-89 points	0-0
Scores 90+ points	0-0



### » THE LAST MATCHUP

**Official Basketball Box Score -- Game Totals -- Final Statistics**  
**Catawba vs Lenoir-Rhyne**  
**02/29/20 4:00 pm at Hickory, NC**

**Catawba 92 • 19-9,14-8 SAC**

#	Player	Total			3-Ptr			Rebounds			PF	TP	A	TO	Blk	Stl	Min
		FG-FGA	FG-FGA	FT-FTA	FG-FGA	FG-FGA	FT-FTA	Off	Def	Tot							
13	Ben Zemonek	f	4-8	0-0	0-0	0	11	11	4	8	2	1	1	0	19		
40	Malik Constantine	f	4-9	0-3	4-6	2	5	7	2	12	2	1	0	1	36		
04	Devin Cooper		7-14	0-2	3-4	1	4	5	4	17	6	7	0	3	35		
11	Marcell Haskett	g	6-10	2-4	3-3	0	2	2	5	17	1	5	1	1	25		
12	Terrence Whitfield	g	9-11	1-3	2-2	2	1	3	0	21	0	0	0	1	28		
00	RJ Robinson		0-2	0-1	0-0	1	0	1	1	0	0	2	0	0	5		
02	Zaqwan Matthews		0-2	0-2	0-0	0	1	1	1	0	0	0	0	0	12		
03	Larry McLeod		2-3	0-0	0-0	0	1	1	1	4	2	0	0	1	13		
05	Jeffrey Prophete		1-4	0-2	4-4	0	0	0	0	6	0	0	1	0	7		
14	Ace Carter		3-5	0-2	1-1	3	6	9	2	7	0	1	0	0	20		
	Team					0	2	2									
	Totals		36-68	3-19	17-20	9	33	42	20	92	13	17	3	7	200		

FG % 1st Half: 21-38 55.3% 2nd half: 15-30 50.0% Game: 36-68 52.9% Deadball Rebounds 0  
 3FG % 1st Half: 3-9 33.3% 2nd half: 0-10 0.0% Game: 3-19 15.8%  
 FT % 1st Half: 7-7 100.0 2nd half: 10-13 76.9% Game: 17-20 85.0%

**Lenoir-Rhyne 87 • 14-13,10-12 SAC**

#	Player	Total			3-Ptr			Rebounds			PF	TP	A	TO	Blk	Stl	Min
		FG-FGA	FG-FGA	FT-FTA	FG-FGA	FG-FGA	FT-FTA	Off	Def	Tot							
33	Cooper Fowler	c	8-11	2-5	1-2	2	3	5	1	19	0	2	0	1	26		
02	Khaileel Dailey		0-1	0-0	0-0	1	0	1	1	0	0	0	0	0	5		
03	Mason Hawks	g	1-6	1-6	0-0	0	4	4	4	3	4	1	0	1	31		
10	Darius Simmons	g	7-14	2-8	6-7	1	1	2	1	22	4	3	0	0	34		
21	R.J. Gunn	g	8-18	2-8	6-6	1	5	6	2	24	1	3	1	1	34		
01	Davion Bradford		3-6	1-3	0-0	0	4	4	4	7	2	2	0	1	21		
12	Tyson McClain		4-9	1-4	1-2	4	3	7	4	10	1	1	0	2	24		
13	Zim Fields		1-6	0-1	0-1	1	5	6	4	2	4	3	0	1	25		
	Team					0	1	1									
	Totals		32-71	9-35	14-18	10	26	36	21	87	16	15	1	7	200		

FG % 1st Half: 14-30 46.7% 2nd half: 18-41 43.9% Game: 32-71 45.1% Deadball Rebounds 0  
 3FG % 1st Half: 5-16 31.3% 2nd half: 4-19 21.1% Game: 9-35 25.7%  
 FT % 1st Half: 3-5 60.0% 2nd half: 11-13 84.6% Game: 14-18 77.8%

Officials:  
 Technical fouls: Catawba-None. Lenoir-Rhyne-None.  
 Attendance: 977  
 2019-20 Men's Basketball. Round: 0. Catawba vs Lenoir-Rhyne. Played at Shuford

Score by periods	1st	2nd	Total
Catawba	52	40	92
Lenoir-Rhyne	36	51	87

### » RECAP

**HICKORY, N.C. ---** In their last home game of the 2019-20 campaign, the Lenoir-Rhyne Men's Basketball Team's comeback fell just short against Catawba 92-87 on Saturday afternoon. This now splits the season series 1-1 between LR and Catawba.

**Inside the Matchup:**

**Final: Lenoir-Rhyne 87, Catawba 92**

**Records: Lenoir-Rhyne (14-13, 10-12 SAC), Catawba (19-9, 14-8 SAC)**

**Location: Shuford Gym | Hickory, N.C.**

**Stats of the Game:**

- The Bears shot 46.67 percent from the field in the first half but started off the game slow. Catawba would go on a 13-0 run in a five minute stretch to take the lead 25-10. Cooper Fowler would have 12 of LR's 36 points in the first half.

- Catawba started to pull away in the second half 64-42 with 13:42 remaining which was the biggest lead of the day.

- Three players for Lenoir-Rhyne finished in double figures in scoring. Fowler would finish with 19 points on 8-of-11 shooting and five rebounds. Darius Simmons finished with 22 points on 7-of-14 shooting and four assists. R.J. Gunn had a team-high 24 points on 8-of-18 shooting with six rebounds.

- The Bears would erase a 16 point deficit in the finals six minutes to three points with :19 seconds to play. The run was spurred by a Davion Bradford dunk at the 6:32 mark.

- Catawba was led by Terrence Whitfield with 21 points and three rebounds. Devin Cooper and Marcell Haskett also added 17 points a piece for the Indians.

**Beyond the Box Score:**

- Lenoir-Rhyne was previously 13-0 when scoring 80+ points.

- This was the last home game of the regular season.

- LR defeated Catawba previously this season in the NCAA Division II National Showcase Game which was broadcast on ESPN3.

### » ALL-TIME 1,000 POINT SCORERS

Player	Years	Points
1. Raeford Wells	1953-57	2,628
2. Daniel Willis	1997-01	1,980
3. Bob Ortmeyer	1952-56	1,902
4. Jerome Branch	1982-86	1,850
5. John Lentz	1970-74	1,755
6. Mark Lamoreaux	1964-68	1,647
7. Roman Davis	2002-05	1,619
8. Garry Brown	1974-78	1,605
9. Jerry Wells	1959-63	1,579
10. Ken Norman	1956-60	1,561
11. Ed Miaszkowski	1962-66	1,531
12. Josh Rudder	2004-09	1,477
13. Mike Cottrell	1988-92	1,456
14. Jeff Haddock	1991-94	1,453
15. Tony Sellari	1948-52	1,451
16. John Wadsworth	1992-96	1,443
17. Reggie Bratton	2004-08	1,418
18. D.J. Blackmon	2007-12	1,390
19. Bryan Lentz	1996-00	1,346
20. Tommy Burton	1959-63	1,311
21. Will Perry	2012-16	1,267
22. Josh Kindred	2004-08	1,263
23. Vernon Long	1968-72	1,253
24. Tony Connelly	2002-05	1,252
25. Roland Baker	1951-55	1,227
26. Jim Wiles	1960-63	1,221
27. Randy Mauldin	2001-04	1,207
28. Lawrence Green	1985-89	1,188
29t. Charles Parker	1976-78	1,186
29t. Floyd Parker	1953-56	1,186
31. Billy Wells	1947-51	1,173
32t. Shun England	1992-96	1,151
32t. Aubrey Cochrane	1963-67	1,151
34. Mark Jackson	1986-90	1,147
35. Bill Davis	1965-69	1,122
36. Rocky Costa	1974-77	1,116
37. Jeff Jones	1980-84	1,106
38. Rick Peak	1969-73	1,103
39. David Wells	1964-68	1,102
40. Marcus Springs	2002-04, 05-07	1,101
41. Reed Lucas	2014-18	1,092
42. Jody Petty	1987-91	1,089
43. R.J. McClure	2010-14	1,065
44. John Jones	1987-91	1,063
45. Brian Lewis	1991-95	1,059
46. Neill McGeachy	1961-65	1,058
47t. Dick Whitis	1957-59	1,037
47t. Jason Coleman	1988-92	1,037
49. Larry Lentz	1989-93	1,035
50. Tyrone McDaniel	1989-93	1,034
51. Ryan Pitts	2001-04	1,020
52. Tommy Sellari	1955-59	1,015
53. Johnny Davidson	1968-70	1,010



### » THE LAST TIME LENOIR-RHYNE... | TEAM

Defeated a ranked opponent	vs. #16 Queens	W, 82-80	Jan. 25, 2020
Played a ranked opponent	at #23 Queens	L, 96-106	Mar. 4, 2020
Played as a ranked team	#17 LR vs. #23 Queens	L, 69-76	Nov. 28, 2018
Lost as a ranked team	#17 LR vs. #23 Queens	L, 69-76	Nov. 28, 2018
Won as a ranked team	#23 LR vs. Limestone	W, 76-75	Nov. 24, 2018
Scored 100 points in a game	vs. Mars Hill	W, 107-98	Feb. 26, 2020
Scored 100 points away from home	at Clayton State	W, 103-99	Nov. 20, 2019
Allowed 100 points in a game	at Queens	L, 96-106	Mar. 4, 2020
Allowed 100 points in a home game	vs. Queens	L, 102-105	Jan. 13, 2016
Won an overtime game	at Southern Wesleyan	W, 93-87	Nov. 13, 2019
Lost an overtime game	at Catawba	L, 81-89	Feb. 27, 2019
Won by 30-39 points	vs. Southern Wesleyan	W, 83-52	Nov. 13, 2018
Won by 40-49 points	vs. UNC Pembroke	W, 97-55	Dec. 20, 2002
Lost by 30-39 points	at King	L, 49-80	Dec. 19, 2017
Lost by 40-49 points	at Lincoln Memorial	L, 59-103	Jan. 27, 2018
Scored less than 50 points	at King	L, 49-80	Dec. 19, 2017
Allowed less than 50 points	vs. Coker	W, 46-45	Feb. 4, 2014
Made fewer than 20 field goals	at Tusculum	17	Nov. 26, 2019
Made 40-49 field goals	at Clayton St.	40	Nov. 20, 2019
Allowed fewer than 20 field goals	vs. Southern Wesleyan	13	Nov. 13, 2018
Allowed 40-49 field goals	vs. Lincoln Memorial	40	Jan. 27, 2018
Shot over 50 percent from the field	vs. Mars Hill	.559 (38-68)	Feb. 26, 2020
Shot over 60 percent from the field	vs. Queens	.635 (33-52)	Mar. 9, 2019
Shot less than 30 percent from the field	at Tusculum	.293 (17-58)	Nov. 26, 2019
Opponent shot over 50 percent from field	vs. Catawba	.529 (26-68)	Feb. 29, 2020
Opponent shot over 60 percent from field	at Lincoln Memorial	.603 (38-63)	Dec. 18, 2019
Opponent shot less than 30 percent	vs. Southern Wesleyan	.265 (13-49)	Nov. 13, 2018
Made 0 3-point field goals	vs. Lincoln Memorial	0-9	Jan. 3, 2015
Allowed 0 3-point field goals	at Tusculum	0-7	Jan. 23, 2013
Made 15+ 3-pointers	vs. Coker	19	Jan. 4, 2020
Allowed 15+ 3-pointers	vs. Newberry	16	Jan. 4, 2017
Shot over 50 percent from three	vs. Mars Hill	.519 (14-27)	Feb. 26, 2020
Opponent shot over 50 percent from three	vs. Anderson	.500 (10-20)	Feb. 8, 2020
Made less than 5 free throws	vs. Coker	2	Jan. 4, 2020
Made 30-39 free throws	at Queens	30	Feb. 24, 2016
Shot over 90 percent from free throw line	at Wingate	1.000 (12-12)	Feb. 1, 2020
Had 40-49 rebounds	at UVA Wise	41	Jan. 15, 2020
Had 50+ rebounds	vs. Coker	50	Feb. 8, 2017
Allowed 40-49 rebounds	at Queens	46	Mar. 4, 2020
Allowed 50+ rebounds	at Queens	50	Nov. 30, 2019
Had 10+ blocks	vs. Mars Hill	11	Jan. 12, 2019

### » SHUFORD GYMNASIUM HISTORY

Games	731
Longest winning streak	25
Total seasons	64
Winning seasons	50
.500 seasons	4
Losing seasons	10
Undeclared seasons	3
Most home wins in a season	14 (1966-67)
Most home losses in a season	10 (2010-11)
Most home wins in a two-year span	24 (1964-65)
Most home wins in a three-year span	35 (1964-67)

Season	W	L	Pct.
1956-57	6	0	1.000
1957-58	10	1	.909
1958-59	8	3	.727
1959-60	10	2	.833
1960-61	12	0	1.000
1961-62	9	3	.750
1962-63	13	1	.929
1963-64	9	5	.643
1964-65	11	1	.917
1965-66	10	3	.769
1966-67	14	1	.933
1967-68	8	3	.727
1968-69	11	3	.786
1969-70	11	2	.846
1970-71	9	1	.900
1971-72	10	2	.833
1972-73	12	0	1.000
1973-74	7	6	.538
1974-75	5	6	.455
1975-76	8	4	.667
1976-77	6	5	.545
1977-78	1	2	.333
1978-79	6	4	.600
1979-80	6	5	.545
1980-81	8	3	.727
1981-82	10	1	.909
1982-83	4	7	.364
1983-84	9	3	.750
1984-85	10	2	.833
1985-86	6	6	.500
1986-87	6	8	.429
1987-88	6	7	.462
1988-89	9	3	.750
1989-90	12	1	.923
1990-91	9	2	.818
1991-92	8	3	.727
1992-93	8	2	.800
1993-94	9	2	.818
1994-95	7	3	.700
1995-96	9	1	.900
1996-97	6	4	.600
1997-98	8	2	.800
1998-99	3	4	.429
1999-00	3	6	.333
2000-01	6	2	.750
2001-02	6	3	.667
2002-03	11	2	.846
2003-04	4	4	.500
2004-05	9	2	.818
2005-06	12	1	.923
2006-07	9	2	.818
2007-08	11	2	.846
2008-09	10	3	.769
2009-10	5	5	.500
2010-11	3	10	.231
2011-12	5	5	.500
2012-13	9	2	.818
2013-14	10	2	.833
2014-15	3	8	.273
2015-16	10	3	.769
2016-17	6	8	.429
2017-18	8	5	.615
2018-19	10	4	.714
2019-20	7	5	.582
2020-21	0	0	.000

Total	525	206	.718
-------	-----	-----	------





### » THE LAST TIME LENOIR-RHYNE... | INDIVIDUAL

Scored 40+ points	Will Perry (vs. Lincoln Memorial)	41	Dec. 2, 2015
Opponent scored 40+ points	Courvoisier McCauley (LMU)	44	Dec. 18, 2019
Scored 30-39 points	Darius Simmons (vs. Anderson)	33	Feb. 8, 2020
Opponent scored 30-39 points	Shawn Benard (Anderson)	30	Feb. 8, 2020
Scored 20-29 points	R.J. Gunn (at Queens)	21	Mar. 4, 2020
Opponent scored 20-29 points	Daniel Carr (Queens)	28	Mar. 4, 2020
Three players scoring at least 20 points	RJ Gunn (21), Darius Simmons (21), Mason Hawks (20) at Queens		Mar. 4, 2020
Three opposing players scoring at least 20	Daniel Carr (28), Kenny Dye (22), Van Turner Jr. (20) Queens		Mar. 4, 2020
Five players scoring double figures	Gunn (21), Simmons (21), Hawks (20), McClain (12), Fowler (10) at Queens		Mar. 4, 2020
Made 10+ field goals	Darius Simmons (vs. Mars Hill)	10	Feb. 26, 2020
Opponent made 10+ field goals	Javonte Cooke (Mars Hill)	10	Feb. 26, 2020
Had 25+ field goal attempts	R.J. Gunn (at Clayton State)	26	Nov. 20, 2019
Opponent had 25+ field goal attempts	Courvoisier McCauley (LMU)	25	Dec. 18, 2019
Didn't miss a shot (min. 5 att.)	Davion Bradford (at So. Wesleyan)	5-5	Nov. 13, 2019
Opponent didn't miss a shot (min. 5 att.)	Lewis Diankulu (Queens)	8-8	Nov. 28, 2018
Made 7+ 3-pointers	Mason Hawks (vs. Carson-Newman)	7	Jan. 8, 2020
Opponent made 7+ 3-pointers	Courvoisier McCauley (LMU)	8	Dec. 18, 2019
Attempted 15+ 3-pointers	Will Perry (at Catawba)	15	Feb. 3, 2016
Opponent attempted 15+ 3-pointers	James Stepp (Newberry)	19	Jan. 4, 2017
Made 10+ free throws	Darius Simmons (at Catawba)	13	Jan. 18, 2020
Opponent made 10+ free throws	Van Turner Jr. (Queens)	11	Mar. 4, 2020
Didn't miss a free throw (min. 10 att.)	Darius Simmons (at Catawba)	13-13	Jan. 18, 2020
Opponent didn't miss FT (min. 10 att.)	Jordan McElveen (Catawba)	12-12	Feb. 27, 2019
Recorded 15+ rebounds	Bertrand Awana (at Belmont Abbey)	15	Dec. 19, 2018
Opponent recorded 15+ rebounds	Cam Henry (LMU)	17	Feb. 5, 2020
Recorded 20+ rebounds	Jacques Chambers (vs. Carson-Newman)	20	Dec. 17, 2016
Double-double	R.J. Gunn (at Queens)	21pts/11rb	Mar. 4, 2020
Opponent recorded double-double	Nassyr Daniel (Mars Hill)	13pts/12rb	Feb. 26, 2020
Triple-double	Keenan Palmore	23p/13r/11a	Feb. 8, 2016
Had multiple triple-doubles in season	Keenan Palmore	4	2015-16
Recorded 10 assists	Jon Jean (at Mars Hill)	10	Feb. 23, 2019
Opponent recorded 10 assists	Ike Agusi (Queens)	11	Jan. 18, 2018
Recorded 5 steals	Davion Bradford (vs. Newberry)	5	Jan. 11, 2020
Opponent recorded 5 steals	Dillon Smith (Tusculum)	5	Nov. 26, 2019
Recorded 5+ blocks	Bertrand Awana (vs. USC Aiken)	5	Mar. 16, 2019
Opponent recorded 5+ blocks	Ajene McQuaige (Coker)	5	Feb. 20, 2019

### » 2019-20 SOUTH ATLANTIC CONFERENCE STANDINGS

Rk	Team	Conference			Overall			PF	PA
		W-L	Pct.	PF	W-L	Pct.	PF		
1.	Lincoln Memorial	22-0	1.000	2060	32-1	.970	3053	2284	
2.	Queens	17-5	.773	1822	24-7	.774	2655	2430	
3.	Catawba	14-8	.636	1914	20-10	.667	2640	2563	
4.	Tusculum	13-9	.591	1583	19-13	.594	2327	2245	
5.	Anderson	12-10	.545	1714	17-12	.586	2254	2263	
6t.	Lenoir-Rhyne	10-12	.455	1745	14-14	.500	2306	2291	
6t.	Newberry	10-12	.455	1713	14-15	.483	2254	2233	
6t.	Mars Hill	10-12	.455	1800	12-17	.414	2416	2572	
9.	Wingate	9-13	.409	1751	13-15	.464	2241	2309	
10.	Carson-Newman	7-15	.318	1681	10-18	.357	2249	2254	
11.	Coker	6-16	.273	1508	7-19	.269	1769	2013	
12.	UVA Wise	2-20	.091	1628	6-22	.214	2142	2258	

### » SOUTH ATLANTIC CONF. HISTORY

Games	506
Total seasons	31
Winning seasons	13
.500 seasons	2
Losing seasons	16
Undefeated seasons	0
Most wins in a season	17 (2013-14)
Most losses in a season	14, twice (1993-94)
Most wins in a two-year span	27 (2013-15)
Most wins in a three-year span	40 (2013-16)

Season	W	L	Pct.
1989-90	10	4	.714
1990-91	10	4	.714
1991-92	8	6	.571
1992-93	12	2	.857
1993-94	8	6	.571
1994-95	11	3	.786
1995-96	7	7	.500
1996-97	7	7	.500
1997-98	9	5	.643
1998-99	4	10	.286
1999-00	8	8	.500
2000-01	6	8	.429
2001-02	8	6	.571
2002-03	10	4	.714
2003-04	10	4	.714
2004-05	9	5	.643
2005-06	11	3	.786
2006-07	11	5	.689
2007-08	12	2	.857
2008-09	12	4	.750
2009-10	5	11	.313
2010-11	3	15	.167
2011-12	8	10	.444
2012-13	11	7	.611
2013-14	15	7	.682
2014-15	6	16	.273
2015-16	14	8	.636
2016-17	9	13	.409
2017-18	9	11	.450
2018-19	12	8	.600
2019-20	10	12	.455
2020-21	0	0	.000

Total	285	221	.563
-------	-----	-----	------

### » SOUTH ATLANTIC CONF. FINISHES

First	8
Second	5
Third	4
Fourth	4
Fifth	4
Sixth	2
Seventh	1
Ninth	1
Tenth	2





## COACH SULLY

Head Coach | 5th Season | Louisville '92



### » COACH SULLIVAN BY RECORD

Overall coaching record	163-84 (.660)
Games coached at Lenoir-Rhyne	104
Overall record at Lenoir-Rhyne	56-58 (.491)
SAC record	40-44 (.476)
Home	31-22 (.585)
Road	22-33 (.400)
Neutral	3-3 (.500)
vs. Top 25 (since 2017)	4-6 (.400)
NCAA Tournament appearances	1

### » MILESTONE WINS AT LR

1	vs. Francis Marion, 11/12/16 (75-52)
10	vs. Coker (2/8/17 (96-67)
20	vs. Mars Hill, 2/10/18 (79-64)
30	at Belmont Abbey, (12/19/18) (80-77)
40	vs. Lincoln Memorial, 3/2/19 (85-83)
50	at UVA Wise, 1/15/2020 (81-64)

### » COACH SULLIVAN BY THE NUMBERS

- 4** Wins over nationally ranked teams over the past two years
- 7** Earned the seventh NCAA Tournament bid in program history
- 1583** Career points scored at Louisville (16th all-time in program history)
- 21** Wins in 2018-19 were the most in a single season since 2007-08
- 2005** Led team to 2019 SAC Tournament Championship, the first since 2005
- 17** Had the Bears ranked as high as 17th nationally
- 69.8** Field goal % by Bertranda Awana in 2019, breaking the team record
- 5** All-Conference selections during his LR head coaching tenure

### » THE STAFF

<u>Zach Corliss</u>	
Title	Assistant Coach
Years at Lenoir-Rhyne	3
Alma Mater	Armstrong St.

<u>Blake Simmons</u>	
Title	Assistant Coach
Years at Lenoir-Rhyne	5
Alma Mater	UNC Charlotte

<u>Trent Caldwell</u>	
Title	Strength & Conditioning Coach
Years at Lenoir-Rhyne	2
Alma Mater	UNC Pembroke

<u>Joe Brausch</u>	
Title	Athletic Trainer
Years at Lenoir-Rhyne	First
Alma Mater	Miami (Ohio)

<u>Jeremy Zalacca</u>	
Title	Athletic Communications
Years at Lenoir-Rhyne	2
Alma Mater	St. John Fisher



# 0 DAMION MEDWINTER

R-FR. | F | 6'4" | 200  
TRUMBULL, CONN. | BELIEVE PREP



### » CAREER HIGHS

Points	
Rebounds	
Assists	
Steals	
FG Made	
3FG Made	
FT Made	

### » PRODUCTION TRACKER

	2020-21	CAREER
Double-figure points	--	0
Double-doubles	--	0
20-pt games	--	0
5+ rebounds	--	0
5+ assists	--	0
Games with a made 3-ptr	--	0

### » 2020-21 GAME-BY-GAME

Opponent	FG	PCT.	3FG	PCT.	FT	PCT.	ORB	DRB	REB	PF	PTS	A	TO	BLK	STL	MIN
at Limestone																
at Newberry																
at Anderson																
vs. Catawba																
at Tusculum																
vs. Queens																
at Southern Wesleyan																
vs. Lincoln Memorial																
at UVA Wise																
at Carson-Newman																
vs. Wingate																
at Coker																
vs. Mars Hill																
vs. Tusculum																
vs. Limestone																
at Catawba																
vs. Anderson																
vs. UVA Wise																
at Mars Hill																
at Queens																
vs Newberry																

### » NOTES

- » Redshirted during the 2019-20 season.
- » Dual-sport athlete in basketball and track and field in high school
- » First Team All-League and State Champion at Notre Dame Fairfield HS

### » CAREER STATS

Year	G	S	MIN	AVG	FG	FGA	PCT	3FG	3FGA	3PCT	FT	FTA	PCT	O	D	TOT	AVG	PF	D	A	TO	BLK	STL	PTS	AVG
2020-21	-	-	-	-	-	-	-	-	-	-	-	-	-	-	-	-	-	-	-	-	-	-	-	-	-
TOTAL	-	-	-	-	-	-	-	-	-	-	-	-	-	-	-	-	-	-	-	-	-	-	-	-	-

# 1 DAVION BRADFORD

SR. | G | 6'0" | 195  
PONTIAC, MICH. | CORNERSTONE HEALTH AND TECH HS



### » CAREER HIGHS

Points	15	vs. Emmanuel	11/8/19
Rebounds	10	at UVA Wise	1/15/20
Assists	5	twice	
Steals	6	at Clayton St.	11/20/19
FG Made	5	twice	
3FG Made	3	vs. Emmanuel	11/8/19
FT Made	4	at Mars Hill	1/22/20

### » PRODUCTION TRACKER

	2020-21	CAREER
Double-figure points	--	6
Double-doubles	--	0
20-pt games	--	0
5+ rebounds	--	13
5+ assists	--	2
Games with a made 3-pt	--	6

### » 2020-21 GAME-BY-GAME

Opponent	FG	PCT.	3FG	PCT.	FT	PCT.	ORB	DRB	REB	PF	PTS	A	TO	BLK	STL	MIN
at Limestone																
at Newberry																
at Anderson																
vs. Catawba																
at Tusculum																
vs. Queens																
at Southern Wesleyan																
vs. Lincoln Memorial																
at UVA Wise																
at Carson-Newman																
vs. Wingate																
at Coker																
vs. Mars Hill																
vs. Tusculum																
vs. Limestone																
at Catawba																
vs. Anderson																
vs. UVA Wise																
at Mars Hill																
at Queens																
vs Newberry																

### » NOTES

- » Bradford enters his senior season with the Bears.
- » The Michigan native is considered one of the best defenders in the region and was a finalist for the SAC Defensive Player of the Year award in 2019-20.

#### POSTERIZER

- » Bradford has had a handful of highlight reel dunks including some that could have been put on a poster. Bradford posterized opponents from Clayton State and Southern Wesleyan last season.

#### LOCK DOWN

- » Often drawing the assignment of covering the best player on the opposing team, Bradford is a lock down defender who creates nightmares for ballhandlers. He is especially adept at covering 94 feet and creating easy buckets off his steals.

#### CAREER HIGH IN OPENER

- » Bradford got out of the gates hot to start the 2019-20 season, dropping a career-high 15 points against Emmanuel on 5-of-8 shooting. Bradford also connected on a career-best three 3-pointers in the game and added four assists and two steals.

#### PERFECTION

- » Bradford has the most recent game of at least five makes with zero misses. Bradford went a perfect 5-of-5 from the field in an overtime win against Southern Wesleyan on Nov. 13, 2019.

### » CAREER STATS

Year	G	S	MIN	AVG	FG	FGA	PCT	3FG	3FGA	3PCT	FT	FTA	PCT	O	D	TOT	AVG	PF	D	A	TO	BLK	STL	PTS	AVG
2017-18	19	0	168	9.8	15	31	.484	0	3	.000	2	4	.500	2	17	19	1.0	13	0	12	10	1	6	32	1.7
2018-19	27	1	406	15.0	36	78	.462	9	31	.290	6	15	.400	6	44	50	1.9	31	0	21	27	8	17	87	3.2
2019-20	28	26	790	28.2	69	144	.479	16	57	.281	20	34	.588	17	94	111	4.0	67	2	64	52	6	50	174	6.2
2020-21	0	0	0	0	0	0	0	0	0	0	0	0	0	0	0	0	0	0	0	0	0	0	0	0	0
TOTAL	74	27	1365	18.4	120	253	.474	25	91	.275	28	53	.528	25	155	180	2.4	111	2	97	89	15	73	293	4.0



## 2 SALLE WILSON

FR. | F | 6'4" | 190  
BATON ROUGE, LA. | DUNHAM SCHOOL



### » CAREER HIGHS

Points	
Rebounds	
Assists	
Steals	
FG Made	
3FG Made	
FT Made	

### » PRODUCTION TRACKER

	2020-21	CAREER
Double-figure points	--	0
Double-doubles	--	0
20-pt games	--	0
5+ rebounds	--	0
5+ assists	--	0
Games with a made 3-ptr	--	0

### » 2020-21 GAME-BY-GAME

Opponent	FG	PCT.	3FG	PCT.	FT	PCT.	ORB	DRB	REB	PF	PTS	A	TO	BLK	STL	MIN
at Limestone																
at Newberry																
at Anderson																
vs. Catawba																
at Tusculum																
vs. Queens																
at Southern Wesleyan																
vs. Lincoln Memorial																
at UVA Wise																
at Carson-Newman																
vs. Wingate																
at Coker																
vs. Mars Hill																
vs. Tusculum																
vs. Limestone																
at Catawba																
vs. Anderson																
vs. UVA Wise																
at Mars Hill																
at Queens																
vs Newberry																

### » NOTES

» Wilson enters his freshman season for Lenoir-Rhyne out of Baton Rouge, La.

### » CAREER STATS

Year	G	S	MIN	AVG	FG	FGA	PCT	3FG	3FGA	3PCT	FT	FTA	PCT	O	D	TOT	AVG	PF	D	A	TO	BLK	STL	PTS	AVG
2020-21	-	-	-	-	-	-	-	-	-	-	-	-	-	-	-	-	-	-	-	-	-	-	-	-	-
TOTAL	-	-	-	-	-	-	-	-	-	-	-	-	-	-	-	-	-	-	-	-	-	-	-	-	-



### 3 MASON HAWKS

SR. | G | 6'0" | 180  
MOUNT AIRY, N.C. | NORTH SURRY HS



#### » CAREER HIGHS

Points	25	vs. Carson-Newman	1/8/20
Rebounds	6	three times	
Assists	8	at Clayton St.	11/20/19
Steals	4	vs. Carson-Newman	1/8/20
FG Made	9	vs. Carson-Newman	1/8/20
3FG Made	7	vs. Carson-Newman	1/8/20
FT Made	7	at Mars Hill	1/22/20

#### » PRODUCTION TRACKER

	2020-21	CAREER
Double-figure points	--	26
Double-doubles	--	0
20-pt games	--	4
5+ rebounds	--	7
5+ assists	--	7
Games with a made 3-pt	--	50

#### » 2020-21 GAME-BY-GAME

Opponent	FG	PCT.	3FG	PCT.	FT	PCT.	ORB	DRB	REB	PF	PTS	A	TO	BLK	STL	MIN
at Limestone																
at Newberry																
at Anderson																
vs. Catawba																
at Tusculum																
vs. Queens																
at Southern Wesleyan																
vs. Lincoln Memorial																
at UVA Wise																
at Carson-Newman																
vs. Wingate																
at Coker																
vs. Mars Hill																
vs. Tusculum																
vs. Limestone																
at Catawba																
vs. Anderson																
vs. UVA Wise																
at Mars Hill																
at Queens																
vs. Newberry																

#### » NOTES

» 3-point sharpshooter enters his senior season with the Bears.

#### CAUGHT FIRE

» In one of the most impressive showings in LR history, Mason Hawks essentially willed the Bears to an 85-80 win over Carson-Newman on Jan. 8, 2020. Hawks buried his first seven 3-point attempts and went 7-for-8 from long range and 9-of-10 from the field for a career-high 25 points.

#### SEVEN STRAIGHT

» Hawks has hit at least one 3-pointer in seven straight games. However, earlier in the 2019-20 season, the guard had 16 straight games with a made triple.

#### RESERVE ROLE

» With the Bears down two starters during his sophomore season, Hawks made his first start of the year and dropped 20 points to lead the Bears past Belmont Abbey 80-77 on Dec. 19, 2018. Hawks hit six threes and went 7-of-13 from the field.

#### RECORD BOOKS

» Hawks 69 treys last season tied for the seventh most for a single season in Lenoir-Rhyne history.

#### NEARING THE TOP 10

» Hawks needs 57 makes from long range to enter the top-10 in program history.

#### » CAREER STATS

Year	G	S	MIN	AVG	FG	FGA	PCT	3FG	3FGA	3PCT	FT	FTA	PCT	O	D	TOT	AVG	PF	D	A	TO	BLK	STL	PTS	AVG
2017-18	24	3	248	10.3	21	54	.389	10	30	.333	14	20	.700	4	16	20	0.8	30	0	19	22	1	12	66	2.8
2018-19	32	3	397	12.4	57	142	.401	38	114	.333	23	28	.821	5	20	25	0.8	35	0	14	19	2	11	175	5.5
2019-20	28	28	929	33.2	106	269	.394	69	198	.348	44	54	.815	11	90	101	3.6	74	2	91	40	6	27	325	11.6
2020-21	-	-	-	-	-	-	-	-	-	-	-	-	-	-	-	-	-	-	-	-	-	-	-	-	-
TOTAL	84	34	1574	18.7	184	465	.396	117	342	.342	81	102	.794	20	126	146	1.7	139	2	124	81	9	50	566	6.7

# 4 ELIJAH SHABAZZ

SO. | F | 6'5" | 215  
RALEIGH, N.C. | WAKEFIELD HS



### » CAREER HIGHS

Points	1	at Queens	11/30/19
Rebounds	4	at Queens	11/30/19
Assists	1	at Catawba	1/18/20
Steals	1	twice	
FG Made			
3FG Made			
FT Made	1	at Queens	11/30/19

### » PRODUCTION TRACKER

	2020-21	CAREER
Double-figure points	--	0
Double-doubles	--	0
20-pt games	--	0
5+ rebounds	--	0
5+ assists	--	0
Games with a made 3-ptr	--	0

### » 2020-21 GAME-BY-GAME

Opponent	FG	PCT.	3FG	PCT.	FT	PCT.	ORB	DRB	REB	PF	PTS	A	TO	BLK	STL	MIN
at Limestone																
at Newberry																
at Anderson																
vs. Catawba																
at Tusculum																
vs. Queens																
at Southern Wesleyan																
vs. Lincoln Memorial																
at UVA Wise																
at Carson-Newman																
vs. Wingate																
at Coker																
vs. Mars Hill																
vs. Tusculum																
vs. Limestone																
at Catawba																
vs. Anderson																
vs. UVA Wise																
at Mars Hill																
at Queens																
vs Newberry																

### » NOTES

» Playing behind R.J. Gunn didn't give Shabazz many opportunities as a freshman but the sophomore is ready for a larger role in 2020-21.

### » CAREER STATS

Year	G	S	MIN	AVG	FG	FGA	PCT	3FG	3FGA	3PCT	FT	FTA	PCT	O	D	TOT	AVG	PF	D	A	TO	BLK	STL	PTS	AVG
2019-20	14	0	49	3.5	0	2	.000	0	0	.000	1	4	.250	3	8	11	0.8	10	0	1	1	0	2	1	0.1
2020-21	-	-	-	-	-	-	-	-	-	-	-	-	-	-	-	-	-	-	-	-	-	-	-	-	-
TOTAL	14	0	49	3.5	0	2	.000	0	0	.000	1	4	.250	3	8	11	0.8	10	0	1	1	0	2	1	0.1



# 5 MARCUS METCALF

R-FR. | G | 6'0" | 160  
GOLDSBORO, N.C. | WAYNE COUNTRY DAY HS



### » CAREER HIGHS

Points	
Rebounds	
Assists	
Steals	
FG Made	
3FG Made	
FT Made	

### » PRODUCTION TRACKER

	2020-21	CAREER
Double-figure points	--	0
Double-doubles	--	0
20-pt games	--	0
5+ rebounds	--	0
5+ assists	--	0
Games with a made 3-ptr	--	0

### » 2020-21 GAME-BY-GAME

Opponent	FG	PCT.	3FG	PCT.	FT	PCT.	ORB	DRB	REB	PF	PTS	A	TO	BLK	STL	MIN
at Limestone																
at Newberry																
at Anderson																
vs. Catawba																
at Tusculum																
vs. Queens																
at Southern Wesleyan																
vs. Lincoln Memorial																
at UVA Wise																
at Carson-Newman																
vs. Wingate																
at Coker																
vs. Mars Hill																
vs. Tusculum																
vs. Limestone																
at Catawba																
vs. Anderson																
vs. UVA Wise																
at Mars Hill																
at Queens																
vs Newberry																

### » NOTES

» Redshirted as a freshman at Lenoir-Rhyne in 2019-20 and is looking for his first game action of his career.

### » CAREER STATS

Year	G	S	MIN	AVG	FG	FGA	PCT	3FG	3FGA	3PCT	FT	FTA	PCT	O	D	TOT	AVG	PF	D	A	TO	BLK	STL	PTS	AVG
2020-21	-	-	-	-	-	-	-	-	-	-	-	-	-	-	-	-	-	-	-	-	-	-	-	-	-
TOTAL	-	-	-	-	-	-	-	-	-	-	-	-	-	-	-	-	-	-	-	-	-	-	-	-	-

# 10 DARIUS SIMMONS

R-SR. | G | 5'11" | 180  
RALEIGH, N.C. | WORD OF GOD ACADEMY



### » CAREER HIGHS

Points	33	vs. Anderson	2/8/20
Rebounds	8	at Coker	2/15/20
Assists	8	vs. Tusculum	1/29/20
Steals	4	at Carson-Newman	2/12/20
FG Made	14	vs. Anderson	2/8/20
3FG Made	6	twice	
FT Made	14	at So. Wesleyan	11/13/19

### » PRODUCTION TRACKER

	2020-21	CAREER
Double-figure points	--	47
Double-doubles	--	0
20-pt games	--	11
5+ rebounds	--	8
5+ assists	--	4
Games with a made 3-pt	--	50

### » 2020-21 GAME-BY-GAME

Opponent	FG	PCT.	3FG	PCT.	FT	PCT.	ORB	DRB	REB	PF	PTS	A	TO	BLK	STL	MIN
at Limestone																
at Newberry																
at Anderson																
vs. Catawba																
at Tusculum																
vs. Queens																
at Southern Wesleyan																
vs. Lincoln Memorial																
at UVA Wise																
at Carson-Newman																
vs. Wingate																
at Coker																
vs. Mars Hill																
vs. Tusculum																
vs. Limestone																
at Catawba																
vs. Anderson																
vs. UVA Wise																
at Mars Hill																
at Queens																
vs Newberry																

### » NOTES

- » Honorable Mention All-Conference performer in 2019-20 returns for his senior season.
- » Simmons was selected as a First Team Preseason All-Conference performer by the league coaches prior to the start of the season.
- » Simmons owns the single-season record for highest 3-point percent in program history with 56.5 in 2018-19 (35-62).
- » Two-time South Atlantic Conference Player of the Week selection.

#### DK, 1K

- » Darius (nicknamed DK) is 83 points away from entering the 1,000 point club. Only 53 players have scored at least 1,000 points in an LR jersey and Simmons is ready to add to that list.

#### EFFICIENCY

- » Simmons had an incredible stretch during his sophomore season that saw him go 12-for-15 from the field over a three game stretch and 9-for-10 from long range.

#### EXPLOSIVE SCORING

- » Simmons had three games with at least 30 points a year ago. In those three games, Simmons hasn't missed more than six shots in a game.

#### TOP 10

- » Simmons ranks seventh in the history of Lenoir-Rhyne basketball with a 40.9 percentage from long range.

### » CAREER STATS

Year	G	S	MIN	AVG	FG	FGA	PCT	3FG	3FGA	3PCT	FT	FTA	PCT	O	D	TOT	AVG	PF	D	A	TO	BLK	STL	PTS	AVG
2017-18	26	4	429	16.5	54	127	.425	12	31	.387	50	62	.806	8	34	42	1.6	38	1	35	30	2	10	170	6.5
2018-19	32	0	493	15.4	84	160	.525	35	62	.565	42	54	.778	6	25	31	1.0	47	0	31	32	0	14	245	7.7
2019-20	28	21	849	30.3	154	325	.474	54	154	.351	140	168	.833	18	61	79	2.8	65	0	71	46	1	21	502	17.9
2020-21	-	-	-	-	-	-	-	-	-	-	-	-	-	-	-	-	-	-	-	-	-	-	-	-	-
TOTAL	86	25	1770	20.6	292	612	.477	101	247	.409	232	284	.817	32	120	152	1.8	150	1	137	108	3	45	917	10.7





# 11 ANTHONY RICE

SR. | G | 5'11" | 190  
ATLANTA, GA. | COPPER MOUNTAIN CC



### » CAREER HIGHS

Points	16	at So. Wesleyan	11/13/19
Rebounds	4	at So. Wesleyan	11/13/19
Assists	4	three times	
Steals	3	three times	
FG Made	6	at So. Wesleyan	11/13/19
3FG Made	1	at So. Wesleyan	11/13/19
FT Made	4	at Tusculum	11/26/19

### » PRODUCTION TRACKER

	2020-21	CAREER
Double-figure points	--	1
Double-doubles	--	0
20-pt games	--	0
5+ rebounds	--	0
5+ assists	--	0
Games with a made 3-ptr	--	1

### » 2020-21 GAME-BY-GAME

Opponent	FG	PCT.	3FG	PCT.	FT	PCT.	ORB	DRB	REB	PF	PTS	A	TO	BLK	STL	MIN
at Limestone																
at Newberry																
at Anderson																
vs. Catawba																
at Tusculum																
vs. Queens																
at Southern Wesleyan																
vs. Lincoln Memorial																
at UVA Wise																
at Carson-Newman																
vs. Wingate																
at Coker																
vs. Mars Hill																
vs. Tusculum																
vs. Limestone																
at Catawba																
vs. Anderson																
vs. UVA Wise																
at Mars Hill																
at Queens																
vs Newberry																

### » NOTES

- » PG enters his senior season after his first year at Lenoir-Rhyne in 2019-20.
- » Spent first two season at Copper Mountain CC.

#### CAREER GAME

- » Rice had his best game in an LR jersey on Nov. 13, 2019 when the Bears won at Southern Wesleyan in overtime. The junior went for 16 points on 6-of-7 shooting and added four boards, four assists and three steals.

#### INJURY

- » Rice was forced to miss over a month with an injury in the middle of the season and only had one game with at least 10 minutes over the final three months of the season.
- » Prior to the injury, Rice started each of the first seven games but wouldn't get back into the starting rotation the rest of the season.

### » CAREER STATS

Year	G	S	MIN	AVG	FG	FGA	PCT	3FG	3FGA	3PCT	FT	FTA	PCT	O	D	TOT	AVG	PF	D	A	TO	BLK	STL	PTS	AVG
2019-20	14	7	182	13.0	22	47	.468	1	11	.091	13	19	.684	2	13	15	1.1	31	3	19	13	0	14	58	4.1
2020-21	-	-	-	-	-	-	-	-	-	-	-	-	-	-	-	-	-	-	-	-	-	-	-	-	-
TOTAL	14	7	182	13.0	22	47	.468	1	11	.091	13	19	.684	2	13	15	1.1	31	3	19	13	0	14	58	4.1

# 12 TYSON MCCLAIN

R-JR. | G | 5'11" | 170  
SPARTANBURG, S.C. | DORMAN HS



### » CAREER HIGHS

Points	17	twice
Rebounds	7	twice
Assists	5	three times
Steals	4	vs. Wingate 1/1/20
FG Made	6	at Clayton St. 11/20/19
3FG Made	4	vs. Queens 1/25/20
FT Made	6	at Queens 3/4/20

### » PRODUCTION TRACKER

	2020-21	CAREER
Double-figure points	--	14
Double-doubles	--	0
20-pt games	--	0
5+ rebounds	--	8
5+ assists	--	3
Games with a made 3-ptr	--	25

### » 2020-21 GAME-BY-GAME

Opponent	FG	PCT.	3FG	PCT.	FT	PCT.	ORB	DRB	REB	PF	PTS	A	TO	BLK	STL	MIN
at Limestone																
at Newberry																
at Anderson																
vs. Catawba																
at Tusculum																
vs. Queens																
at Southern Wesleyan																
vs. Lincoln Memorial																
at UVA Wise																
at Carson-Newman																
vs. Wingate																
at Coker																
vs. Mars Hill																
vs. Tusculum																
vs. Limestone																
at Catawba																
vs. Anderson																
vs. UVA Wise																
at Mars Hill																
at Queens																
vs Newberry																

### » NOTES

- » Dynamic threat enters his redshirt junior season with the Bears.
- » Finished fourth on the team with 51 made 3-pointers in 2019-20.

#### TYS-ON POINT

- » Finished 12th in the South Atlantic Conference in 3-point percentage last year at 41.1. McClain made at least one three in all but two games.

#### START OFF 2020 RIGHT

- » McClain shot 45.5 percent from three over nine games in January and averaged 10.2 points per game in that span while shooting 48.4 percent from the field. During that month, McClain had seven straight games where he made multiple three pointers.

### » CAREER STATS

Year	G	S	MIN	AVG	FG	FGA	PCT	3FG	3FGA	3PCT	FT	FTA	PCT	O	D	TOT	AVG	PF	D	A	TO	BLK	STL	PTS	AVG
2018-19	7	0	26	3.7	2	13	.154	1	9	.111	0	1	.000	3	0	3	0.4	2	0	2	3	0	2	5	0.7
2019-20	28	5	621	22.2	83	187	.444	51	124	.411	28	35	.800	35	59	94	3.4	65	1	48	34	6	25	245	8.8
2020-21	-	-	-	-	-	-	-	-	-	-	-	-	-	-	-	-	-	-	-	-	-	-	-	-	-
TOTAL	35	5	646	18.5	85	200	.425	52	133	.391	28	36	.778	38	59	97	2.8	67	1	50	37	6	27	250	7.1

# 13 ZIM FIELDS

SO. | G | 6'4" | 200  
SAVANNAH, GA. | WINDSOR FOREST HS



### » CAREER HIGHS

Points	23	twice
Rebounds	6	four times
Assists	5	at Lincoln Memorial 12/18/19
Steals	4	vs. Anderson 2/8/20
FG Made	9	vs. Mars Hill 2/26/20
3FG Made	1	four times
FT Made	11	vs. Anderson 2/8/20

### » PRODUCTION TRACKER

	2020-21	CAREER
Double-figure points	--	5
Double-doubles	--	0
20-pt games	--	2
5+ rebounds	--	7
5+ assists	--	1
Games with a made 3-ptr	--	4

### » 2020-21 GAME-BY-GAME

Opponent	FG	PCT.	3FG	PCT.	FT	PCT.	ORB	DRB	REB	PF	PTS	A	TO	BLK	STL	MIN
at Limestone																
at Newberry																
at Anderson																
vs. Catawba																
at Tusculum																
vs. Queens																
at Southern Wesleyan																
vs. Lincoln Memorial																
at UVA Wise																
at Carson-Newman																
vs. Wingate																
at Coker																
vs. Mars Hill																
vs. Tusculum																
vs. Limestone																
at Catawba																
vs. Anderson																
vs. UVA Wise																
at Mars Hill																
at Queens																
vs. Newberry																

### » NOTES

- » After a standout freshman season, Fields prepares for a breakout in year two.
- » Named to the South Atlantic Conference All-Freshmen Team.

#### STRONG START

- » Fields scored in double figures in his second and third career games. In his second career game, Fields dropped 15 on Young Harris and went 6-of-8 from the field.

#### FEBRUARY FIELDS

- » Zim took his game to the next level in nine February games, averaging 10.4 points and shooting 59.3 percent from the field.

#### LATE SEASON INJURY

- » Fields earned his first career start in the South Atlantic Conference Tournament quarterfinal at Queens but an injury the week of practice limited him to just four minutes in the game.

#### ROAD WARRIOR

- » Fields shot 61.2 percent from the floor in road contests as a freshman.

#### CAREER BEST

- » Fields scored 23 points and got to the free throw line 13 times (converting 11 attempts) in a win over Anderson on Feb. 8, 2020. He would also score 23 against Mars Hill on 9-for-13 shooting later in the season.

### » CAREER STATS

Year	G	S	MIN	AVG	FG	FGA	PCT	3FG	3FGA	3PCT	FT	FTA	PCT	O	D	TOT	AVG	PF	D	A	TO	BLK	STL	PTS	AVG
2019-20	28	1	512	18.3	74	130	.569	4	15	.267	44	81	.543	18	68	86	3.1	60	1	45	45	1	18	196	7.0
2020-21	-	-	-	-	-	-	-	-	-	-	-	-	-	-	-	-	-	-	-	-	-	-	-	-	-
TOTAL	28	1	512	18.3	74	130	.569	4	15	.267	44	81	.543	18	68	86	3.1	60	1	45	45	1	18	196	7.0



# 14 MARCUS OWENS CASTRILLO

R-FR. | F | 6'5" | 190  
PUNTA DEL ESTE, URUGUAY | CAPE FEAR CHRISTIAN ACADEMY



### » CAREER HIGHS

Points	
Rebounds	
Assists	
Steals	
FG Made	
3FG Made	
FT Made	

### » PRODUCTION TRACKER

	2020-21	CAREER
Double-figure points	--	0
Double-doubles	--	0
20-pt games	--	0
5+ rebounds	--	0
5+ assists	--	0
Games with a made 3-ptr	--	0

### » 2020-21 GAME-BY-GAME

Opponent	FG	PCT.	3FG	PCT.	FT	PCT.	ORB	DRB	REB	PF	PTS	A	TO	BLK	STL	MIN
at Limestone																
at Newberry																
at Anderson																
vs. Catawba																
at Tusculum																
vs. Queens																
at Southern Wesleyan																
vs. Lincoln Memorial																
at UVA Wise																
at Carson-Newman																
vs. Wingate																
at Coker																
vs. Mars Hill																
vs. Tusculum																
vs. Limestone																
at Catawba																
vs. Anderson																
vs. UVA Wise																
at Mars Hill																
at Queens																
vs Newberry																

### » NOTES

» Redshirted with the Bears in 2019-20.

### » CAREER STATS

Year	G	S	MIN	AVG	FG	FGA	PCT	3FG	3FGA	3PCT	FT	FTA	PCT	O	D	TOT	AVG	PF	D	A	TO	BLK	STL	PTS	AVG
2020-21	-	-	-	-	-	-	-	-	-	-	-	-	-	-	-	-	-	-	-	-	-	-	-	-	-
TOTAL	-	-	-	-	-	-	-	-	-	-	-	-	-	-	-	-	-	-	-	-	-	-	-	-	-



# 15 TIM STEELE

FR. | F | 6'5" | 250  
MYRTLE BEACH, S.C. | CONWAY HS



### » CAREER HIGHS

Points	
Rebounds	
Assists	
Steals	
FG Made	
3FG Made	
FT Made	

### » PRODUCTION TRACKER

	2020-21	CAREER
Double-figure points	--	0
Double-doubles	--	0
20-pt games	--	0
5+ rebounds	--	0
5+ assists	--	0
Games with a made 3-ptr	--	0

### » 2020-21 GAME-BY-GAME

Opponent	FG	PCT.	3FG	PCT.	FT	PCT.	ORB	DRB	REB	PF	PTS	A	TO	BLK	STL	MIN
at Limestone																
at Newberry																
at Anderson																
vs. Catawba																
at Tusculum																
vs. Queens																
at Southern Wesleyan																
vs. Lincoln Memorial																
at UVA Wise																
at Carson-Newman																
vs. Wingate																
at Coker																
vs. Mars Hill																
vs. Tusculum																
vs. Limestone																
at Catawba																
vs. Anderson																
vs. UVA Wise																
at Mars Hill																
at Queens																
vs Newberry																

### » NOTES

» Entering his freshman season at Lenoir-Rhyne.

### » CAREER STATS

Year	G	S	MIN	AVG	FG	FGA	PCT	3FG	3FGA	3PCT	FT	FTA	PCT	O	D	TOT	AVG	PF	D	A	TO	BLK	STL	PTS	AVG
2020-21	-	-	-	-	-	-	-	-	-	-	-	-	-	-	-	-	-	-	-	-	-	-	-	-	-
TOTAL	-	-	-	-	-	-	-	-	-	-	-	-	-	-	-	-	-	-	-	-	-	-	-	-	-

## 20 SAM DEAL

SO. | G | 5'11" | 180  
HICKORY, N.C. | WOODBERRY FOREST SCHOOL



### » CAREER HIGHS

Points	
Rebounds	
Assists	
Steals	
FG Made	
3FG Made	
FT Made	

### » PRODUCTION TRACKER

	2020-21	CAREER
Double-figure points	--	0
Double-doubles	--	0
20-pt games	--	0
5+ rebounds	--	0
5+ assists	--	0
Games with a made 3-ptr	--	0

### » 2020-21 GAME-BY-GAME

Opponent	FG	PCT.	3FG	PCT.	FT	PCT.	ORB	DRB	REB	PF	PTS	A	TO	BLK	STL	MIN
at Limestone																
at Newberry																
at Anderson																
vs. Catawba																
at Tusculum																
vs. Queens																
at Southern Wesleyan																
vs. Lincoln Memorial																
at UVA Wise																
at Carson-Newman																
vs. Wingate																
at Coker																
vs. Mars Hill																
vs. Tusculum																
vs. Limestone																
at Catawba																
vs. Anderson																
vs. UVA Wise																
at Mars Hill																
at Queens																
vs Newberry																

### » NOTES

» Entering first season at Lenoir-Rhyne.

### » CAREER STATS

Year	G	S	MIN	AVG	FG	FGA	PCT	3FG	3FGA	3PCT	FT	FTA	PCT	O	D	TOT	AVG	PF	D	A	TO	BLK	STL	PTS	AVG
2020-21	-	-	-	-	-	-	-	-	-	-	-	-	-	-	-	-	-	-	-	-	-	-	-	-	-
TOTAL	-	-	-	-	-	-	-	-	-	-	-	-	-	-	-	-	-	-	-	-	-	-	-	-	-

# 21 R.J. GUNN

SR. | F | 6'7" | 245  
COLUMBIA, S.C. | IRMO HS



### » CAREER HIGHS

Points	
Rebounds	
Assists	
Steals	
FG Made	
3FG Made	
FT Made	

### » PRODUCTION TRACKER

	2020-21	CAREER
Double-figure points	--	0
Double-doubles	--	0
20-pt games	--	0
5+ rebounds	--	0
5+ assists	--	0
Games with a made 3-ptr	--	0

### » 2020-21 GAME-BY-GAME

Opponent	FG	PCT.	3FG	PCT.	FT	PCT.	ORB	DRB	REB	PF	PTS	A	TO	BLK	STL	MIN
at Limestone																
at Newberry																
at Anderson																
vs. Catawba																
at Tusculum																
vs. Queens																
at Southern Wesleyan																
vs. Lincoln Memorial																
at UVA Wise																
at Carson-Newman																
vs. Wingate																
at Coker																
vs. Mars Hill																
vs. Tusculum																
vs. Limestone																
at Catawba																
vs. Anderson																
vs. UVA Wise																
at Mars Hill																
at Queens																
vs Newberry																

### » NOTES

- » One of the toughest players to defend in the region, Gunn brings his 6'7" frame and feathery touch back for a senior season.
- » Selected as Preseason First Team All-Conference by the league coaches heading in to the season.
- » Earned First Team All-Conference in 2019-20, becoming the first first-team selection since Keenan Palmore in 2015-16.
- » Named NABC Second Team All-District and D2CCA Second Team All-Region.
- » South Atlantic Conference Player of the Week once.

#### RJ, 1K

- » The forward enters the season just 83 points shy of becoming the 54th player in team history to score 1,000 career points. Interestingly, he and teammate Darius Simmons enter the season with the same amount of career points.

#### 36!!

- » Gunn erupted for 36 points in a 103-99 win over Clayton State in November on 15-of-26 shooting.

#### DOUBLE DIGITS

- » Gunn scored in double figures in all but one game during the 2019-20 season. The one game he failed to reach double figures, he had eight points.

#### MACHINE

- » Gunn became a double-double machine late in the season. Despite not having a double-double in his first 68 games, Gunn had five double-doubles in the final nine games of the year.

### » CAREER STATS

Year	G	S	MIN	AVG	FG	FGA	PCT	3FG	3FGA	3PCT	FT	FTA	PCT	O	D	TOT	AVG	PF	D	A	TO	BLK	STL	PTS	AVG
2017-18	19	5	224	11.8	29	71	.408	7	24	.292	11	17	.647	15	27	42	2/2	22	0	10	13	3	8	76	4.0
2020-21	30	29	671	22.4	109	227	.480	40	109	.367	35	48	.729	20	67	87	2.9	50	0	21	37	8	10	293	9.8
2020-21	28	28	947	33.8	212	425	.499	61	172	.355	63	85	.741	40	150	190	6.8	53	0	48	67	18	23	548	19.6
2020-21	-	-	-	-	-	-	-	-	-	-	-	-	-	-	-	-	-	-	-	-	-	-	-	-	-
TOTAL	77	62	1841	23.9	350	723	.484	108	305	.354	109	150	.727	75	244	319	4.1	125	0	79	117	29	41	917	11.9

# 23 NAS TYSON

SO. | G | 6'1" | 210  
WINGATE, N.C. | FOREST HILLS HS



### » CAREER HIGHS

Points	9	twice
Rebounds	3	three times
Assists		
Steals	1	three times
FG Made	3	twice
3FG Made	3	at Queens 11/30/19
FT Made	2	at Anderson 12/14/19

### » PRODUCTION TRACKER

	2020-21	CAREER
Double-figure points	--	0
Double-doubles	--	0
20-pt games	--	0
5+ rebounds	--	0
5+ assists	--	0
Games with a made 3-ptr	--	3

### » 2020-21 GAME-BY-GAME

Opponent	FG	PCT.	3FG	PCT.	FT	PCT.	ORB	DRB	REB	PF	PTS	A	TO	BLK	STL	MIN
at Limestone																
at Newberry																
at Anderson																
vs. Catawba																
at Tusculum																
vs. Queens																
at Southern Wesleyan																
vs. Lincoln Memorial																
at UVA Wise																
at Carson-Newman																
vs. Wingate																
at Coker																
vs. Mars Hill																
vs. Tusculum																
vs. Limestone																
at Catawba																
vs. Anderson																
vs. UVA Wise																
at Mars Hill																
at Queens																
vs Newberry																

### » NOTES

» After a rookie season that showed plenty of potential, Tyson enters his second season with the Bears.

#### ROYAL SHOWING

» Tyson broke out with a 9-point performance against Queens on Nov. 30, 2019. In just 13 minutes of game action, Tyson buried three triples (on five attempts) and grabbed three boards.

#### BACK-TO-BACKERS

» Tyson's 2019-20 would end prematurely but on a strong note. The freshman had a second straight 9-point performance in his finale and added three boards and a steal. Over his final two games, Tyson averaged 9.0 points, three rebounds and shot 55.5 percent from the field in just 20.0 minutes of action.

### » CAREER STATS

Year	G	S	MIN	AVG	FG	FGA	PCT	3FG	3FGA	3PCT	FT	FTA	PCT	O	D	TOT	AVG	PF	D	A	TO	BLK	STL	PTS	AVG
2019-20	7	0	67	9.5	8	19	.421	5	14	.357	3	5	.600	6	6	12	1.7	6	0	0	1	0	3	24	3.4
2020-21	-	-	-	-	-	-	-	-	-	-	-	-	-	-	-	-	-	-	-	-	-	-	-	-	-
TOTAL	7	0	67	9.5	8	19	.421	5	14	.357	3	5	.600	6	6	12	1.7	6	0	0	1	0	3	24	3.4



# 24 ARMON MULDREW

FR. | G | 6'1" | 190  
PERRIS, CALIF. | PANTHER CREEK HS



### » CAREER HIGHS

Points	
Rebounds	
Assists	
Steals	
FG Made	
3FG Made	
FT Made	

### » PRODUCTION TRACKER

	2020-21	CAREER
Double-figure points	--	0
Double-doubles	--	0
20-pt games	--	0
5+ rebounds	--	0
5+ assists	--	0
Games with a made 3-ptr	--	0

### » 2020-21 GAME-BY-GAME

Opponent	FG	PCT.	3FG	PCT.	FT	PCT.	ORB	DRB	REB	PF	PTS	A	TO	BLK	STL	MIN
at Limestone																
at Newberry																
at Anderson																
vs. Catawba																
at Tusculum																
vs. Queens																
at Southern Wesleyan																
vs. Lincoln Memorial																
at UVA Wise																
at Carson-Newman																
vs. Wingate																
at Coker																
vs. Mars Hill																
vs. Tusculum																
vs. Limestone																
at Catawba																
vs. Anderson																
vs. UVA Wise																
at Mars Hill																
at Queens																
vs Newberry																

### » NOTES

» Joins Lenoir-Rhyne for a freshman season all the way from Perris, California.

### » CAREER STATS

Year	G	S	MIN	AVG	FG	FGA	PCT	3FG	3FGA	3PCT	FT	FTA	PCT	O	D	TOT	AVG	PF	D	A	TO	BLK	STL	PTS	AVG
2020-21	-	-	-	-	-	-	-	-	-	-	-	-	-	-	-	-	-	-	-	-	-	-	-	-	-
TOTAL	-	-	-	-	-	-	-	-	-	-	-	-	-	-	-	-	-	-	-	-	-	-	-	-	-

### 32 PERCY FYLE

FR. | C | 6'8" | 210  
CHARLOTTE, N.C. | MALLARD CREEK HS



#### » CAREER HIGHS

Points	
Rebounds	
Assists	
Steals	
FG Made	
3FG Made	
FT Made	

#### » PRODUCTION TRACKER

	2020-21	CAREER
Double-figure points	--	0
Double-doubles	--	0
20-pt games	--	0
5+ rebounds	--	0
5+ assists	--	0
Games with a made 3-pt	--	0

#### » 2020-21 GAME-BY-GAME

Opponent	FG	PCT.	3FG	PCT.	FT	PCT.	ORB	DRB	REB	PF	PTS	A	TO	BLK	STL	MIN
at Limestone																
at Newberry																
at Anderson																
vs. Catawba																
at Tusculum																
vs. Queens																
at Southern Wesleyan																
vs. Lincoln Memorial																
at UVA Wise																
at Carson-Newman																
vs. Wingate																
at Coker																
vs. Mars Hill																
vs. Tusculum																
vs. Limestone																
at Catawba																
vs. Anderson																
vs. UVA Wise																
at Mars Hill																
at Queens																
vs Newberry																

#### » NOTES

» Entering his first season at Lenoir-Rhyne from nearby Charlotte and Mallard Creek HS.

#### » CAREER STATS

Year	G	S	MIN	AVG	FG	FGA	PCT	3FG	3FGA	3PCT	FT	FTA	PCT	O	D	TOT	AVG	PF	D	A	TO	BLK	STL	PTS	AVG
2020-21	-	-	-	-	-	-	-	-	-	-	-	-	-	-	-	-	-	-	-	-	-	-	-	-	-
TOTAL	-	-	-	-	-	-	-	-	-	-	-	-	-	-	-	-	-	-	-	-	-	-	-	-	-

### 33 COOPER FOWLER

SO. | C | 6'11" | 275  
GREENVILLE, S.C. | JL MANN HS



#### » CAREER HIGHS

Points	22	twice
Rebounds	10	twice
Assists	6	vs. Newberry 1/11/20
Steals	1	nine times
FG Made	8	twice
3FG Made	6	vs. Coker 1/4/20
FT Made	5	vs. Wingate 1/1/20

#### » PRODUCTION TRACKER

	2020-21	CAREER
Double-figure points	--	9
Double-doubles	--	2
20-pt games	--	2
5+ rebounds	--	15
5+ assists	--	2
Games with a made 3-ptr	--	14

#### » 2020-21 GAME-BY-GAME

Opponent	FG	PCT.	3FG	PCT.	FT	PCT.	ORB	DRB	REB	PF	PTS	A	TO	BLK	STL	MIN
at Limestone																
at Newberry																
at Anderson																
vs. Catawba																
at Tusculum																
vs. Queens																
at Southern Wesleyan																
vs. Lincoln Memorial																
at UVA Wise																
at Carson-Newman																
vs. Wingate																
at Coker																
vs. Mars Hill																
vs. Tusculum																
vs. Limestone																
at Catawba																
vs. Anderson																
vs. UVA Wise																
at Mars Hill																
at Queens																
vs Newberry																

#### » NOTES

- » Do-it-all big man returns looking for a breakout sophomore campaign
- » Named to South Atlantic Conference All-Freshmen Team.

#### DO IT ALL

- » Fowler has a little bit of everything in his game as evidenced by his stat line. At 6'10", Fowler had two games with at least five assists and shot 37.5 percent from long range. He also had 15 games with at least five boards and two double-doubles as a freshman.

#### SECRET WEAPON

- » After playing no more than 16 minutes in the 2019 portion of the schedule (eight games) and scoring a combined 21 points in that stretch, Fowler was unleashed once the calendar turned to 2020. On New Year's night, Fowler went for 22 points and 10 rebounds against Wingate and followed that up with another 22 point performance against Coker. Against the Cobras, Fowler went 6-of-8 from long range.

#### HOME COOKING

- » Fowler was a fan of Shuford Gym as a freshman, averaging 12.1 points per game and shooting 49.1 percent from the field and 43.1 percent from long range. Fowler also hit 81 percent of his free throws and averaged 5.6 rebounds a night.

#### » CAREER STATS

Year	G	S	MIN	AVG	FG	FGA	PCT	3FG	3FGA	3PCT	FT	FTA	PCT	O	D	TOT	AVG	PF	D	A	TO	BLK	STL	PTS	AVG
2019-20	27	20	560	20.7	82	181	.453	30	80	.375	30	44	.682	17	107	124	4.6	52	0	42	37	13	9	224	8.3
2020-21	-	-	-	-	-	-	-	-	-	-	-	-	-	-	-	-	-	-	-	-	-	-	-	-	-
TOTAL	27	20	560	20.7	82	181	.453	30	80	.375	30	44	.682	17	107	124	4.6	52	0	42	37	13	9	224	8.3



### » 2019-20 MISCELLANEOUS STATS



### 2019-20 Lenoir-Rhyne Men's Basketball Team High/Low Analysis All games

Page 1/4  
as of Nov 14, 2020

#### Lenoir-Rhyne - Game Highs

POINTS	110		at Young Harris (11/09/2019)
	107		Mars Hill (02/26/2020)
	103		at Clayton St. (11/20/2019)
	98		at Mars Hill (01/22/2020)
	96		at Queens (NC) (03/04/2020)
FIELD GOALS MADE	40		at Clayton St. (11/20/2019)
	39		at Young Harris (11/09/2019)
FIELD GOAL ATTEMPTS	76		at Young Harris (11/09/2019)
	75		at Clayton St. (11/20/2019)
FIELD GOAL PERCENTAGE	.571	(28-49)	at Catawba (01/18/2020)
	.559	(38-68)	Mars Hill (02/26/2020)
3 PT FG MADE	19		Coker (01/04/2020)
	17		at Queens (NC) (11/30/2019)
3 PT FG ATTEMPTS	43		at Queens (NC) (11/30/2019)
	38		at Queens (NC) (03/04/2020)
3 PT FG PERCENTAGE	.559	(19-34)	Coker (01/04/2020)
	.519	(14-27)	Mars Hill (02/26/2020)
FREE THROWS MADE	28		at Queens (NC) (03/04/2020)
	28		at Southern Wesleyan (11/13/2019)
FREE THROW ATTEMPTS	35		at Southern Wesleyan (11/13/2019)
	32		at Queens (NC) (03/04/2020)
	32		at Catawba (01/18/2020)
FREE THROW PERCENTAGE	1.000	(12-12)	at Wingate (02/01/2020)
	.889	(8-9)	at UVa-Wise (01/15/2020)
REBOUNDS	41		at UVa-Wise (01/15/2020)
	41		at Young Harris (11/09/2019)
ASSISTS	24		Coker (01/04/2020)
	23		at Young Harris (11/09/2019)
STEALS	14		vs Emmanuel (GA) (N) (11/08/2019)
	12		Wingate (01/01/2020)
	12		at Clayton St. (11/20/2019)
BLOCKED SHOTS	4		Lincoln Memorial (02/05/2020)
	4		Tusculum (01/29/2020)
	4		at Southern Wesleyan (11/13/2019)
TURNOVERS	18		at Clayton St. (11/20/2019)
	18		vs Emmanuel (GA) (N) (11/08/2019)
FOULS	29		at Queens (NC) (03/04/2020)
	23		at Tusculum (11/26/2019)





### » 2019-20 MISCELLANEOUS STATS



### 2019-20 Lenoir-Rhyne Men's Basketball Team High/Low Analysis All games

Page 3/4  
as of Nov 14, 2020

#### Lenoir-Rhyne - Game Lows

POINTS	58		at Tusculum (11/26/2019)
	59		at Coker (02/15/2020)
	68		at Queens (NC) (11/30/2019)
	68		Lander (11/16/2019)
	69		at Carson-Newman (02/12/2020)
FIELD GOALS MADE	17		at Tusculum (11/26/2019)
	22		at Coker (02/15/2020)
FIELD GOAL ATTEMPTS	49		at Catawba (01/18/2020)
	56		at Carson-Newman (02/12/2020)
FIELD GOAL PERCENTAGE	.293	(17-58)	at Tusculum (11/26/2019)
	.348	(24-69)	at Queens (NC) (11/30/2019)
3 PT FG MADE	5		Anderson (SC) (02/08/2020)
	6		at Coker (02/15/2020)
3 PT FG ATTEMPTS	21		at Carson-Newman (02/12/2020)
	23		at Catawba (01/18/2020)
	23		at Clayton St. (11/20/2019)
3 PT FG PERCENTAGE	.200	(6-30)	at Coker (02/15/2020)
	.200	(5-25)	Anderson (SC) (02/08/2020)
FREE THROWS MADE	2		Coker (01/04/2020)
	3		at Queens (NC) (11/30/2019)
FREE THROW ATTEMPTS	6		at Queens (NC) (11/30/2019)
	7		Coker (01/04/2020)
FREE THROW PERCENTAGE	.286	(2-7)	Coker (01/04/2020)
	.500	(6-12)	Carson-Newman (01/08/2020)
	.500	(3-6)	at Queens (NC) (11/30/2019)
REBOUNDS	27		at Coker (02/15/2020)
	27		Coker (01/04/2020)
ASSISTS	8		at Coker (02/15/2020)
	9		at Mars Hill (01/22/2020)
STEALS	3		at Newberry (02/22/2020)
	3		at Wingate (02/01/2020)
BLOCKED SHOTS	0		at Newberry (02/22/2020)
	0		at Carson-Newman (02/12/2020)
	0		at Catawba (01/18/2020)
	0		at Lincoln Memorial (12/18/2019)
	0		at Anderson (SC) (12/14/2019)
	0		vs Emmanuel (GA) (N) (11/08/2019)
TURNOVERS	6		Coker (01/04/2020)
	7		Mars Hill (02/26/2020)
	7		at Newberry (02/22/2020)
FOULS	8		at Carson-Newman (02/12/2020)
	10		at Newberry (02/22/2020)



### » 2019-20 MISCELLANEOUS STATS



### 2019-20 Lenoir-Rhyne Men's Basketball Team High/Low Analysis All games

Page 2/4  
as of Nov 14, 2020

#### Opponent - Game Highs

<b>POINTS</b>	106		at Queens (NC) (03/04/2020)
	99		at Clayton St. (11/20/2019)
	99		at Young Harris (11/09/2019)
	98		Mars Hill (02/26/2020)
	97		at Lincoln Memorial (12/18/2019)
<b>FIELD GOALS MADE</b>	38		at Lincoln Memorial (12/18/2019)
	38		at Young Harris (11/09/2019)
<b>FIELD GOAL ATTEMPTS</b>	76		at Southern Wesleyan (11/13/2019)
	74		at Clayton St. (11/20/2019)
	74		at Young Harris (11/09/2019)
<b>FIELD GOAL PERCENTAGE</b>	.603	(38-63)	at Lincoln Memorial (12/18/2019)
	.569	(33-58)	at Anderson (SC) (12/14/2019)
<b>3 PT FG MADE</b>	13		at Lincoln Memorial (12/18/2019)
	12		at Queens (NC) (11/30/2019)
<b>3 PT FG ATTEMPTS</b>	30		at Southern Wesleyan (11/13/2019)
	29		at Wingate (02/01/2020)
	29		at UVa-Wise (01/15/2020)
	29		at Queens (NC) (11/30/2019)
<b>3 PT FG PERCENTAGE</b>	.542	(13-24)	at Lincoln Memorial (12/18/2019)
	.500	(10-20)	Anderson (SC) (02/08/2020)
<b>FREE THROWS MADE</b>	32		at Queens (NC) (03/04/2020)
	28		at Clayton St. (11/20/2019)
<b>FREE THROW ATTEMPTS</b>	43		at Queens (NC) (03/04/2020)
	34		at Clayton St. (11/20/2019)
<b>FREE THROW PERCENTAGE</b>	.909	(20-22)	vs Emmanuel (GA) (N) (11/08/2019)
	.905	(19-21)	UVa-Wise (02/19/2020)
	.905	(19-21)	Tusculum (01/29/2020)
<b>REBOUNDS</b>	55		at Tusculum (11/26/2019)
	50		at Queens (NC) (11/30/2019)
<b>ASSISTS</b>	25		at Lincoln Memorial (12/18/2019)
	17		Queens (NC) (01/25/2020)
	17		Carson-Newman (01/08/2020)
	17		at Young Harris (11/09/2019)
<b>STEALS</b>	10		at Mars Hill (01/22/2020)
	10		at Clayton St. (11/20/2019)
<b>BLOCKED SHOTS</b>	7		at Queens (NC) (11/30/2019)
	6		at Tusculum (11/26/2019)
<b>TURNOVERS</b>	23		Lander (11/16/2019)
	22		vs Emmanuel (GA) (N) (11/08/2019)
<b>FOULS</b>	28		at Catawba (01/18/2020)
	25		Queens (NC) (01/25/2020)
	25		at Southern Wesleyan (11/13/2019)



### » 2019-20 MISCELLANEOUS STATS



### 2019-20 Lenoir-Rhyne Men's Basketball Team High/Low Analysis All games

Page 4/4  
as of Nov 14, 2020

#### Opponent - Game Lows

<b>POINTS</b>	64		at UVa-Wise (01/15/2020)
	68		UVa-Wise (02/19/2020)
	70		at Carson-Newman (02/12/2020)
	70		Coker (01/04/2020)
	70		at Tusculum (11/26/2019)
	70		vs Emmanuel (GA) (N) (11/08/2019)
<b>FIELD GOALS MADE</b>	21		at Tusculum (11/26/2019)
	22		UVa-Wise (02/19/2020)
<b>FIELD GOAL ATTEMPTS</b>	52		at Coker (02/15/2020)
	52		Wingate (01/01/2020)
<b>FIELD GOAL PERCENTAGE</b>	.339	(21-62)	at Tusculum (11/26/2019)
	.355	(22-62)	UVa-Wise (02/19/2020)
<b>3 PT FG MADE</b>	3		Catawba (02/29/2020)
	3		at Tusculum (11/26/2019)
<b>3 PT FG ATTEMPTS</b>	13		Tusculum (01/29/2020)
	15		Lander (11/16/2019)
<b>3 PT FG PERCENTAGE</b>	.158	(3-19)	Catawba (02/29/2020)
	.176	(3-17)	at Tusculum (11/26/2019)
<b>FREE THROWS MADE</b>	4		at Queens (NC) (11/30/2019)
	6		at Carson-Newman (02/12/2020)
<b>FREE THROW ATTEMPTS</b>	8		at Carson-Newman (02/12/2020)
	9		at Newberry (02/22/2020)
<b>FREE THROW PERCENTAGE</b>	.400	(4-10)	at Queens (NC) (11/30/2019)
	.529	(9-17)	Newberry (01/11/2020)
<b>REBOUNDS</b>	23		at UVa-Wise (01/15/2020)
	30		at Catawba (01/18/2020)
<b>ASSISTS</b>	3		at Mars Hill (01/22/2020)
	6		at Carson-Newman (02/12/2020)
<b>STEALS</b>	1		at Newberry (02/22/2020)
	1		at UVa-Wise (01/15/2020)
<b>BLOCKED SHOTS</b>	0		Queens (NC) (01/25/2020)
	1		Anderson (SC) (02/08/2020)
	1		at Wingate (02/01/2020)
	1		at Catawba (01/18/2020)
	1		Newberry (01/11/2020)
	1		Carson-Newman (01/08/2020)
	1		at Southern Wesleyan (11/13/2019)
<b>TURNOVERS</b>	6		at Newberry (02/22/2020)
	7		at Queens (NC) (03/04/2020)
<b>FOULS</b>	10		at Carson-Newman (02/12/2020)
	11		at Coker (02/15/2020)



### » 2019-20 MISCELLANEOUS STATS



### 2019-20 Lenoir-Rhyne Men's Basketball Combined Team Statistics All games

Page 1/1  
as of Nov 14, 2020

#### Game Records

Record	Overall	Home	Away	Neutral
ALL GAMES	14-14	7-5	6-9	1-0
CONFERENCE	10-12	7-4	3-8	0-0
NON-CONFERENCE	4-2	0-1	3-1	1-0

#### Score by Periods

Team	1st	2nd	OT	TOT
Lenoir-Rhyne	1095	1195	16	2306
Opponents	1113	1168	10	2291

#### Team Box Score

No. Player					Total		3-Point		F-Throw		Rebounds											
		GP-GS	MIN	AVG	FG-FGA	FG%	3FG-FGA	3FG%	FT-FTA	FT%	OFF	DEF	TOT	AVG	PF	DQ	A	TO	BLK	STL	PTS	AVG
21	GUNN, R.J.	28-28	946:37	33.8	212-425	.499	61-172	.355	63-85	.741	40	150	190	6.8	53	0	48	67	18	23	548	19.6
10	SIMMONS, Darius	28-21	848:32	30.3	154-325	.474	54-154	.351	140-168	.833	18	61	79	2.8	65	0	71	46	1	21	502	17.9
03	HAWKS, Mason	28-28	929:24	33.2	106-269	.394	69-198	.348	44-54	.815	11	90	101	3.6	74	2	91	40	6	27	325	11.6
12	MCCLAIN, Tyson	28-5	620:30	22.2	83-187	.444	51-124	.411	28-35	.800	35	59	94	3.4	65	1	48	34	6	25	245	8.8
33	FOWLER, Cooper	27-20	560:05	20.7	82-181	.453	30-80	.375	30-44	.682	17	107	124	4.6	52	0	42	37	13	9	224	8.3
13	FIELDS, Zim	28-1	512:06	18.3	74-130	.569	4-15	.267	44-81	.543	18	68	86	3.1	60	1	45	45	1	18	196	7.0
01	BRADFORD, Davion	28-26	789:55	28.2	69-144	.479	16-57	.281	20-34	.588	17	94	111	4.0	67	2	64	52	6	50	174	6.2
11	RICE, Anthony	14-7	182:18	13.0	22-47	.468	1-11	.091	13-19	.684	2	13	15	1.1	31	3	19	13	0	14	58	4.1
23	TYSON, Nas	7-0	66:49	9.5	8-19	.421	5-14	.357	3-5	.600	6	6	12	1.7	6	0	0	1	0	3	24	3.4
02	DAILEY, Khaileel	17-4	118:19	7.0	3-28	.107	2-19	.105	1-2	.500	4	13	17	1.0	15	0	4	6	0	4	9	0.5
22	SHABAZZ, Elijah	14-0	49:24	3.5	0-2	.000	0-0	.000	1-4	.250	3	8	11	0.8	10	0	1	1	0	2	1	0.1
Team											29	62	91					5				
Total		28	5624		813-1757	.463	293-844	.347	387-531	.729	200	731	931	33.3	498	9	433	347	51	196	2306	82.4
Opponents		28	5625		836-1785	.468	199-593	.336	420-553	.759	287	833	1120	40.0	517	15	321	395	72	156	2291	81.8

#### Team Statistics

	LRU	OPP
<b>Scoring</b>	<b>2306</b>	<b>2291</b>
Points per game	82.4	81.8
Scoring margin	+0.5	-
<b>Field goals-att</b>	<b>813-1757</b>	<b>836-1785</b>
Field goal pct	.463	.468
<b>3 point fg-att</b>	<b>293-844</b>	<b>199-593</b>
3-point FG pct	.347	.336
3-pt FG made per game	10.5	7.1
<b>Free throws-att</b>	<b>387-531</b>	<b>420-553</b>
Free throw pct	.729	.759
F-Throws made per game	13.8	15.0
<b>Rebounds</b>	<b>931</b>	<b>1120</b>
Rebounds per game	33.3	40.0
Rebounding margin	-6.8	-
<b>Assists</b>	<b>433</b>	<b>321</b>
Assists per game	15.5	11.5
<b>Turnovers</b>	<b>347</b>	<b>395</b>
Turnovers per game	12.4	14.1
Turnover margin	+1.7	-
Assist/turnover ratio	1.2	0.8
<b>Steals</b>	<b>196</b>	<b>156</b>
Steals per game	7.0	5.6
<b>Blocks</b>	<b>51</b>	<b>72</b>
Blocks per game	1.8	2.6
<b>Winning streak</b>	<b>0</b>	<b>-</b>
Home win streak	0	-
<b>Attendance</b>	<b>8375</b>	<b>8134</b>
Home games-Avg/Game	12-698	15-542
Neutral site-Avg/Game	-	1-236

#### Team Results

Date	Opponent		Score	Att.
11/08/2019	vs Emmanuel (GA)	W	91-70	236
11/09/2019	at Young Harris	W	110-99	613
11/13/2019	at Southern Wesleyan	Wot	93-87	407
11/16/2019	Lander	L	68-75	802
11/20/2019	at Clayton St.	W	103-99	668
11/26/2019	at Tusculum	L	58-70	288
11/30/2019	at Queens (NC)	L	68-82	387
12/14/2019	at Anderson (SC)	L	79-87	282
12/18/2019	at Lincoln Memorial	L	77-97	575
01/01/2020	Wingate	W	79-72	654
01/04/2020	Coker	W	89-70	584
01/08/2020	Carson-Newman	W	85-80	483
01/11/2020	Newberry	L	72-73	545
01/15/2020	at UVa-Wise	W	81-64	380
01/18/2020	at Catawba	W	91-85	1188
01/22/2020	at Mars Hill	W	98-83	500
01/25/2020	Queens (NC)	W	82-80	775
01/29/2020	Tusculum	L	70-77	453
02/01/2020	at Wingate	L	75-80	877
02/05/2020	Lincoln Memorial	L	78-90	670
02/08/2020	Anderson (SC)	W	89-85	1003
02/12/2020	at Carson-Newman	L	69-70	941
02/15/2020	at Coker	L	59-76	75
02/19/2020	UVa-Wise	W	80-68	432
02/22/2020	at Newberry	L	72-76	708
02/26/2020	Mars Hill	W	107-98	997
02/29/2020	Catawba	L	87-92	977
03/04/2020	at Queens (NC)	L	96-106	245



### » 2019-20 MISCELLANEOUS STATS

Statistic	National Rank	Conference Rank	Value	National Leader	Value	Conference Leader	Value
3-pt Field Goal Attempts (303 ranked)	29	2	844	Glenville St.	1,026	Lincoln Memorial	912
Assist Turnover Ratio (303 ranked)	50	2	1.25	UC San Diego	1.84	Lincoln Memorial	1.51
Assists Per Game (303 ranked)	55	2	15.5	Nova Southeastern	22.7	Lincoln Memorial	19.2
Blocked Shots Per Game (303 ranked)	270	11	1.8	Fla. Southern	6.1	Lincoln Memorial	4.3
Defensive Rebounds per Game (303 ranked)	118	8	26.11	Lincoln Memorial	33.09	Lincoln Memorial	33.09
Fewest Fouls (303 ranked)	130	2	498	USciences	349	Coker	450
Fewest Turnovers (303 ranked)	54	1	347	Winona St.	260	Lenoir-Rhyne	347
Field-Goal Percentage (303 ranked)	109	5	46.3	Nova Southeastern	53.3	Lincoln Memorial	51.7
Field-Goal Percentage Defense (303 ranked)	249	11	46.8	Lincoln Memorial	36.9	Lincoln Memorial	36.9
Free Throw Attempts (303 ranked)	157	11	531	Johnson C. Smith	779	Catawba	761
Free Throws Made (303 ranked)	142	9	387	Catawba	585	Catawba	585
Free-Throw Percentage (303 ranked)	125	7	72.9	Western Ore.	82.6	Mars Hill	79.4
Offensive Rebounds Per Game (303 ranked)	293	12	7.14	Tusculum	15.88	Tusculum	15.88
Personal Fouls Per Game (303 ranked)	169	4	17.8	Bentley	12.2	Lincoln Memorial	16.8
Rebound Margin (303 ranked)	293	12	-6.8	Cal St. San B'dino	10.6	Tusculum	8.9
Scoring Defense (303 ranked)	263	9	81.8	Miles	57.8	Lincoln Memorial	69.2
Scoring Margin (303 ranked)	160	6	0.5	West Liberty	24.0	Lincoln Memorial	23.3
Scoring Offense (303 ranked)	50	5	82.4	West Liberty	102.4	Lincoln Memorial	92.5
Steals Per Game (303 ranked)	104	4	7.0	Bridgeport	11.8	Tusculum	8.7
Three Pt FG Defense (303 ranked)	69	4	33.6	West Tex. A&M	27.6	Lincoln Memorial	30.2
Three-Point Field Goals Per Game (303 ranked)	32	2	10.5	Embry-Riddle (FL)	13.4	Lincoln Memorial	11.3
Three-Point Field-Goal Percentage (303 ranked)	186	7	34.7	Northwest Mo. St.	45.7	Lincoln Memorial	40.8
Total 3-point FGM (303 ranked)	43	2	293	Alas. Anchorage	406	Lincoln Memorial	372
Total Assists (303 ranked)	79	2	433	Nova Southeastern	658	Lincoln Memorial	635
Total Blocks (303 ranked)	273	11	51	Fla. Southern	190	Lincoln Memorial	141
Total Rebounds (303 ranked)	256	11	931	Lincoln Memorial	1,335	Lincoln Memorial	1,335
Total Rebounds Per Game (303 ranked)	243	11	33.25	Embry-Riddle (FL)	43.50	Carson-Newman	40.93
Total Steals (303 ranked)	120	5	196	West Liberty	331	Tusculum	277
Turnover Margin (302 ranked)	72	3	1.7	Bridgeport	9.0	Wingate	2.3
Turnovers Forced (303 ranked)	114	5	14.11	Bridgeport	21.68	Queens (NC)	15.10
Turnovers Per Game (303 ranked)	78	1	12.4	Winona St.	8.7	Lenoir-Rhyne	12.4
Winning Streaks(DII&III) (0 ranked)							
Won-Lost Percentage (303 ranked)	151	6	50.0	Lincoln Memorial West Tex. A&M	97.0 97.0	Lincoln Memorial	97.0

Statistic	Player	National Rank	Conference Rank	Value	National Leader	Value	Conference Leader	Value
3-pt Field Goal Attempts (249 ranked)	Mason Hawks R.J. Gunn	84 192	6 10	198	Terrell Leach, Virginia Union	292	Courvoisier McCauley, Lincoln Memorial	236
Assist Turnover Ratio (250 ranked)	Mason Hawks	46	3	2.28	Luke Dyer, West Liberty	5.90	Anthony Brown, Lincoln Memorial	3.31
Assists Per Game (250 ranked)	Mason Hawks	228	12	3.3	Brian Harper, Young Harris	8.5	Anthony Brown, Lincoln Memorial	5.4
Blocked Shots Per Game (147 ranked)					Jalyn Hinton, Fla. Southern	3.39	Nassyr Daniel, Mars Hill	2.14
Defensive Rebounds per Game (250 ranked)	R.J. Gunn	135	4	5.36	Bryan Griffin, Mercy	10.63	Cameron Henry, Lincoln Memorial	6.94
Double Doubles (26 ranked)					Andrew Sischo, Daemen	22		
Field-Goal Percentage (250 ranked)	R.J. Gunn Darius Simmons	142 210	4 7	49.9 47.4	Selom Mawugbe, Azusa Pacific	71.8	Jamari Smith, Queens (NC)	53.6
Free Throw Attempts (241 ranked)	Darius Simmons	57	4	168	Robbie Heath, West Chester	253	Devin Cooper, Catawba	197
Free Throws Made (242 ranked)	Darius Simmons	47	3	140	Kyran McClure, Saint Leo	207	Devin Cooper, Catawba	163
Free-Throw Percentage (250 ranked)	Darius Simmons	90	7	83.3	Brandon Bornelus, Lynn	94.6	Austin Gilyard, Mars Hill	88.7
Minutes Per Game (150 ranked)					Kylan Guerra, Jefferson	40:14	Shawn Benard, Anderson (SC)	38:27
Offensive Rebounds Per Game (250 ranked)					Andres Ibarguen, Angelo St.	5.43	Brandon Mitchell, Tusculum	3.63
Points Per Game (250 ranked)	R.J. Gunn Darius Simmons	59 111	3 10	19.6 17.9	Jordan Floyd, King (TN)	31.9	Cameron Whiteside, UVa-Wise	20.8
Rebounds Per Game (250 ranked)	R.J. Gunn	213	9	6.8	Bryan Griffin, Mercy	14.5	Angelo Sales Jr., Newberry	8.7
Steals Per Game (247 ranked)	Davion Bradford	85	3	1.79	Shadeed Shabazz, Alas. Fairbanks	3.80	Cameron Henry, Lincoln Memorial	2.22
Three-Point Field Goals Per Game (249 ranked)	Mason Hawks R.J. Gunn	134 218	8 10	2.46 2.18	Jordan Allen, Lynn	3.88	Van Turner Jr., Queens (NC)	3.23
Three-Point Field-Goal Percentage (128 ranked)					Trevor Hudgins, Northwest Mo. St.	53.3	Luke Gibson, Newberry	46.3
Total 3-point FGM (249 ranked)	Mason Hawks R.J. Gunn	149 235	8 10	69 61	Niko Bevens, Alas. Anchorage	116	Courvoisier McCauley, Lincoln Memorial	103
Total Assists (243 ranked)	Mason Hawks	236	10	91	Adam Dworsky, Southeastern Okla.	261	Anthony Brown, Lincoln Memorial	172
Total Blocks (180 ranked)					Jalyn Hinton, Fla. Southern	95	Nassyr Daniel, Mars Hill Brandon Mitchell, Tusculum	62 62
Total Field Goal Attempts (249 ranked)	R.J. Gunn	59	3	425	Jordan Floyd, King (TN)	650	Courvoisier McCauley, Lincoln Memorial	475
Total Field Goals Made (198 ranked)	R.J. Gunn	41	2	212	Jordan Floyd, King (TN)	327	Courvoisier McCauley, Lincoln Memorial	236
Total Minutes (150 ranked)					Kylan Guerra, Jefferson	1247:41	Shawn Benard, Anderson (SC)	1115:07
Total Points (250 ranked)	R.J. Gunn Darius Simmons	75 122	5 10	548 502	Jordan Floyd, King (TN)	956	Courvoisier McCauley, Lincoln Memorial	661
Total Rebounds (245 ranked)	R.J. Gunn	214	13	190	Andrew Sischo, Daemen	362	Cameron Henry, Lincoln Memorial	256
Total Steals (233 ranked)	Davion Bradford	89	3	50	Shadeed Shabazz, Alas. Fairbanks	114	Cameron Henry, Lincoln Memorial	71
Triple Doubles (3 ranked)					LaJuan Hardy, West Ala. Jack Pagenkopf, Dixie St.	2 2	Anthony Brown, Lincoln Memorial Trenton Gibson, Tusculum	1 1