

2016 LOUISIANA COLLEGE WILDCATS FOOTBALL

Date	Opponent	Site	Time
Sept. 3	HUNTINGDON COLLEGE	Pineville, LA	L 49-52
Sept. 10	@Texas College	Tyler, TX	W 49-18
Sept. 17	TEXAS LUTHERAN	Pineville, LA	W 58-28
Oct. 1	HOWARD PAYNE*	Pineville, LA	W 35-7
Oct. 8	HARDIN-SIMMONS*	Pineville, LA	L 42-21
Oct. 15	@Sul Ross State*	Alpine, TX	L 21-14
Oct. 22	BELHAVEN	Pineville, LA	W 52-30
^#Oct. 29	ETBU*	Pineville, LA	6 pm
Nov. 5	@McMurry*	Abilene, TX	2 pm
Nov. 12	@Mary Hardin-Baylor*	Belton, TX	1 pm

^Homecoming
#Senior Day

*Conference Game
All times listed as Central Time

All-Time: This is the 167th football game in Louisiana College modern football history (since 2000). The Wildcats have an overall record of 88-78-0 (.524) and are in their 17th season.

LC Head Coach Dennis Dunn: LC head coach Dennis Dunn (64-42 at LC) is in his 11th season as the Wildcats head coach in 2016. Prior to arriving in Pineville, Dunn spent multiple years at the helm of one of the best high school programs in the state of Louisiana, Evangel Christian Academy in Shreveport. He won multiple state championships and coached some of the most highly recruited high school athletes in northwest Louisiana.

About East Texas Baptist: ETBU is a NCAA Division III school and a member of the American Southwest Conference. They are coached by Scotty Walden, in his first year as head coach after three years as the offensive coordinator. At the age of 26, Walden is the youngest head coach in all of NCAA football.

ON THE AIR IN 2016!



All LC football games can be heard locally on KEZP 104.3 FM and online at www.1043thebridge.net. Tune in for the "Countdown to Kickoff", 30 minutes before the game with Rich Dupree, Nathan Martin, and Al Quartemont.



LC in Home Finales (11-5): The Wildcats are 8-2 in their last 10 home finales at Wildcat Field, and the last four finales in a row. LC has only played ETBU one other time as the Wildcats regular season home finale. The game was played at the end of the 2000 season, with the Wildcats winning 31-14, one of only two wins for the team that season.



Today's game is presented by Kent Design Build. One of the top full-service Design Build firms in the Gulf South, based out of Mandeville, La. Visit kentdesignbuild.com online or call 985.626.9964.

LOUISIANA COLLEGE QUICK FACTS

GENERAL INFORMATION

Location:	Pineville, LA
Enrollment:	1,200
Founded:	1906
President:	Dr. Rick Brewer
Athletics Director:	Dennis Dunn
Faculty Athletic Representative:	Dr. Scott Pickard
Senior Woman Administrator:	Patrece Carter
National Affiliation:	NCAA III
Conference:	American Southwest Conference
Nickname:	Wildcats
Colors:	Blue and Orange

COACHING STAFF

Head Coach:	Dennis Dunn
Alma Mater:	Southern Arkansas/LSU-S
Overall/LC Record (Yrs):	61-39 (10 years)
Assistant Coaches:	Justin Charles (DC); Mike Richard (OL) Ben McLaughlin (OC); Dayne Reeves (WR); Nate Janzen (LB); Drew Maddox (DL); Matt Standiford (RB); Brandon Allen; Dayshun Johnson; Jonathan Davis
Coach's Phone:	318-613-6767

TEAM INFORMATION

Basic Offense:	Spread
Basic Defense:	4-2-5
2015 Record:	3-7
2015 Conference Record (Finish):	1-4 (T-4th)
Letterwinners Returning:	43
Starters Returning:	O - 9; D - 8; ST - 1

HISTORY

First Year of Football:	1908
All-Time Playoff Record:	0-1
Years in Playoffs:	1
Last Playoff Appearance:	2012
Last Playoff Result:	L, UMHB 20-59
Total Seasons of Football:	77
All-Time W/L Record:	224-341-25

STADIUM INFORMATION

Stadium:	Wildcat Field
Year Opened:	2008
Capacity:	7,000
Surface:	Artificial Turf

ATHLETICS MEDIA RELATIONS

Sports Information Director:	Brad Welborn
SID Phone:	318-487-7987
SID Cell Phone:	318-393-0936
SID E-Mail:	brad.welborn@lacollege.edu
Web Site:	lcwildcats.net
Twitter:	twitter.com/LC_Wildcats
Facebook:	facebook.com/LCAthletics

LC vs ETBU Last Meeting:

The Wildcats had their best offensive day of the season to date, racking up 442 total yards, but it was not enough for the explosive ETBU offense, who tallied 547 total yards on the night.

LC's only touchdown of the first half came when junior defensive end Brandon Zimmer picked off a Warbington pass and took it 6-yards to the endzone for his first career touchdown to put LC ahead 7-6 with 6:32 left in the 1st quarter. The Cats would trail 20-10 at halftime after adding a Charles Firmin field goal early in the 2nd quarter.

D'Ondre Joseph would lead the Wildcats on a gutsy 17 play, 77 yard drive midway through the 3rd quarter, ending with a 4 yard touchdown run from Joseph to draw the Wildcats closer at 20-17.

LC would then take a 24-20 on their next possession when Joseph found junior running back Aurren Cooksey on a swing pass for a 4-yard touchdown with 22 ticks remaining in the 3rd quarter.

After a 78-yard touchdown pass by ETBU to answer the Wildcats score, Charles Firmin tied the game at 27 on LC's next possession. But that was as close as the Cats would get the rest of the night, as ETBU took the ensuing kickoff 92 yards for a touchdown to take the lead for good and eventually pull away for the 44-34 win.

Joseph accounted for all three of the Wildcats' three offensive scores, throwing for 93 yards and two touchdowns to go along with 82 rushing yards and a touchdown. Cooksey led LC with 97 rushing yards while Ladarius Gardner had a team-high 7 catches for 129 yards.

Wildcats vs ETBU History

LC leads 10-7-1

Year	W/L	LC	Opp.
2015	L	34	44
2014	W	52	49
2013	W	31	24
2012	W	29	17
2011	W	31	24
2010	W	49	21
2009	W	42	28
2008	W	27	20

COMMON GROUND: The Wildcats and the Tigers have had three common opponents thus far this season. Both teams have played Texas Lutheran, Belhaven, and Howard Payne this year. LC and ETBU are a combined 6-0 against those teams this year. ETBU beat Texas Lutheran 44-20, Belhaven 60-47, and Howard Payne last week 76-14.

ETBU Last Time Out: In one of the best all-around games of the year for ETBU, the offense finished with 679 yards of total offense, 10 touchdowns (5 rushing, 5 passing), and 76 points while the defense recorded four interceptions, four sacks, and forced and recovered two fumbles. ETBU had nine different players score a touchdown as Richard Johnson was the only player with two touchdowns. The win puts ETBU at 6-1 overall and is the first back-to-back winning seasons since 2002 (6-4) and 2003 (9-3).

For the second time this season Dru Smith tied the single game record for touchdown passes with five and threw for 319 yards. He was 21-of-34 with no interceptions and the longest pass

of 61 yards in the game. Johnson was his top target with 99 yards receiving on five catches with two touchdowns while Chase Sojka had 82 yards receiving. The running game was spread around with Day'Lonzo Free with 79 yards and one touchdown and Jourdan McNeill with 72 yards and one touchdown.

The defense was again led by Ty Parsons 10 tackles. Desmond Oliver posted two tackles for loss, two sacks and one forced fumble and recovery. Zach Biles, Ben Ashton, Marcus Harris, and Verry Jackson all had a pick.

LC Last Time Out:

LC used a 21-point third quarter to take control of the game and end the night with a 52-30 home victory.

With a 35-23 lead entering the fourth quarter, LC kept the pressure on the Blazers defense as D'Ondre Joseph scored from 2-yards out on a seven play drive and then a 40-yard field goal by Charles Firmin with 5:48 left in the game to give LC a 45-23 lead. Both teams would add another touchdown before the end of the game, Belhaven on a 24-yard pass and the Wildcats on a 2-yard end around run by Jonathan Dixon.

Quarterback Easton Melancon finished the game 16 of 32 passing for 266 yards with three passing touchdowns and a rushing score. Aurren Cooksey led all rushers with 134 yards and a touchdown on 31 carries. Melancon distributed the ball to seven different receivers in the game with Farron Jones leading the Wildcats with 98 yards on three catches and a touchdown.

The defense shined throughout the majority of the game, with five interceptions, Doriel Yeager had an outstanding game with two interceptions and nine tackles and Ryan DeMattie and Rawlin Guillory both had double digit tackles with 14 and 10 respectively.

East Bound and Wow

Easton Melancon's Career Stats Review



PASSING

673 COMPLETIONS **LC RANK: 2ND**
 *NEXT UP: 1ST - BEN McLAUGHLIN (06-10);
931 COMPLETIONS (NEEDS 258 TO PASS)

9,021 YARDS **LC RANK: 2ND**
 *NEXT UP: 1ST - BEN McLAUGHLIN (06-10);
12,055 YARDS (NEEDS 3,034 TO PASS)

85 TOUCHDOWNS **LC RANK: 2ND**
 *NEXT UP: 1ST - BEN McLAUGHLIN (06-10);
109 TDs (NEEDS 24 TO PASS)

MELANCON'S 350-YARD PASSING GAMES (9):

DATE-OPPONENT	COMP-ATT-TD-YRDS
10/19/13 - Mary Hardin-Baylor.....	28-62-4-419
9/6/14 - Huntingdon College.....	25-43-3-363
9/20/14 - Texas Lutheran.....	25-46-3-377
10/4/14 - Wesley College.....	33-59-3-389
10/18/14 - Mary Hardin-Baylor.....	32-71-3-383
9/3/16 - Huntingdon College.....	25-48-5-431
9/10/16 - Texas Lutheran.....	22-33-5-414
10/1/16 - Howard Payne.....	28-48-2-366
10/8/16 - Hardin-Simmons.....	33-63-3-377



Standings

School	Conf	CPct.	Ovr.	Pct.	Streak
Mary Hardin-Baylor	4-0	1.000	7-0	1.000	W7
Hardin-Simmons	3-1	0.750	6-1	0.857	L1
East Texas Baptist	2-1	0.667	6-1	0.857	W1
Sul Ross State	2-1	0.667	4-3	0.571	W3
Louisiana College	1-2	0.333	4-3	0.571	W1
McMurry%	0-3	0.000	2-4	0.333	L1
Howard Payne	0-4	0.000	0-7	0.000	L7
Belhaven#	0-0	0.000	1-6	0.143	L6

% Not eligible for 2016 NCAA Championship (NCAA Div. III Reclassifying)

Not eligible for 2016 ASC Championship/NCAA Championship (NCAA Div. III Provisional Member)

AROUND THE ASC

LAST WEEK'S RESULTS:

Mary Hardin-Baylor 20	Hardin-Simmons 15
Sul Ross State 35	McMurry 21
East Texas Baptist 76	Howard Payne 14
Louisiana College 52	Belhaven 30

THIS WEEK'S GAMES:

Saturday (Oct. 29)

Hardin-Simmons at Belhaven	11 am
Mary Hardin-Baylor at Sul Ross State	2 pm
McMurry at Howard Payne	4 pm
East Texas Baptist at Louisiana College	6 pm

NEXT WEEK'S GAMES:

Saturday (Nov. 5)

East Texas Baptist at Hardin-Simmons	1 pm
Mary Hardin-Baylor at Belhaven	1 pm
Louisiana College at McMurry	2 pm
Howard Payne at Sul Ross State	6 pm

By the Numbers

RUSHING LEADERS

Team	Name	Att.	Yds.	Avg.	TD	Avg./G
ETBU	Jourdan McNeill	129	646	4.9	13	90.9
LC	Aurren Cooksey	152	805	5.3	7	115.0

PASSING LEADERS

Team	Name	Att.	Com/Int	Yds	TD	Avg./G
ETBU	Dru Smith	252	158/4	2,063	23	294.7
LC	Easton Melancon	275	145/9	2,112	19	352.0

RECEIVING LEADERS

Team	Name	No.	Yds.	Avg.	TD	Avg./G
ETBU	Chase Sojka	58	878	15.1	7	125.4
LC	Shedrick Davis	49	745	15.2	7	106.4

Charlie Kicked My Finger: Senior kicker Charles Firmin was named ASC Special Teams Player of the Week last week after his performance against Belhaven. He went a perfect seven for seven on extra point attempts and nailed a 40-yard field goal to extend the Wildcats lead in the fourth quarter. Firmin is 33 of 34 on extra point attempts this season. He ranks second in the ASC in scoring for kickers this season with 39 points.

Like Butter: Easton Melancon has spread the ball around so well this year that LC has four players with at least 300 or more receiving yards this year. Shed Davis (745), Lamar Carroway (401), Lawrence Williams (386), and Farron Jones (357). Eleven different players have caught passes this season and seven different players have receiving touchdowns.

LC vs Ranked Teams (2-18): The Wildcats are 0-10 in their last 10 games played against ranked teams. The last win came on Sept. 24, 2011 when they defeated #23 ranked Mississippi College, 52-17. The other win over a ranked opponent came in 2010, a 44-42 win over #7 ranked Hardin-Simmons. This year LC lost to #24 ranked Huntingdon in the first game of the season and to #12 ranked Hardin-Simmons.

Mad Max: Defensive end Cade Maxwell had an outstanding game against Belhaven last week. He recorded is first career interception that set up an LC touchdown in the game. He ranks 3rd in the ASC in sacks with 4.5 and tied for 5th in tackles for loss.

Year	T	S	A	TFL	Sacks	INT	PBU
2014	5	0	5	0.5-1	0	0	0
2015	23	11	12	10.5-50	6.0	0	0
2016	35	14	21	8.5-52	4.5	1	2
Totals	63	25	38	19.5-103	10.5	1	2

Now We're Cookin'

Aurren Cooksey's Career Stats Review



RUSHING

474 CARRIES **LC RANK: 3RD**

*NEXT UP: 2ND - RYAN MONTAGUE (11-13);

536 CARRIES (NEEDS 63 TO PASS)

2,305 YARDS **LC RANK: 3RD**

*NEXT UP: 2ND - RYAN MONTAGUE (11-13);

2,975 YARDS (NEEDS 671 TO PASS)

COOKSEY'S 100-YARD RUSHING GAMES (9):

DATE-OPPONENT	CARRIES-YARDS-TDS
9/6/14 - Huntingdon.....	16-100-0
9/19/15 - Texas Lutheran.....	17-150-0
10/10/15 - Belhaven.....	32-181-1
10/31/15 - Howard Payne.....	25-154-0
11/7/15 - McMurry.....	31-132-2
9/3/16 - Huntingdon.....	21-137-2
9/17/16 - Texas Lutheran.....	19-118-1
10/1/16 - Howard Payne.....	24-201-2
10/22/16 - Belhaven.....	31-134-1

"C" is for Cooksey: Aurren Cooksey continues to lead the ASC in rushing after a 134 yard effort against Belhaven. He has 169 more yards than ETBU's Jourdan McNeill who ranks second in the conference. Cooksey is the only running back in the conference averaging more than 100 yards per game. Earlier this season the senior became just the 3rd player in modern LC history to break the 2,000 yard career rushing mark.

Pick Three: The Wildcats secondary continues to impress each week. LC has three different players with three interceptions on the season. Anthony Hargrave had a two interception game against Texas College and another against Howard Payne, Doriel Yaeger picked off two passes against Belhaven and got another against Texas College, and Lecorey Demease had interceptions against Texas College, Howard Payne, and Belhaven.

Still Sore: The Wildcats have turned the ball over a total of 21 times this season, third most in the ASC. They have lost 11 fumbles and thrown 10 interceptions. The Wildcat defense picked up five takeaways against Belhaven and the offense didn't turn the ball over giving LC a season turnover margin of plus 3.

Thanks For The Memories

2016 Senior Class

Plus their most memorable moments playing for LC.




17 • Brandon Battles • TE

6-2, 242, Sr.

New Orleans, LA (O. Perry Walker HS)

Catching my first pass against Sul Ross last year and playing in front of my parents as the starter.



2 • Lecorey Demease • DB

6-1, 180, Sr.

Coushatta, LA (Red River HS)

My first career interception which was a pick six my freshman year against Sul Ross.



39 • Andrew Bell • RB

5-9, 215, Sr.

New Iberia, LA (Loreauville HS)

When I caught a pass in the spring game and everyone cheered like it was something new.



25 • Aurren Cooksey • RB

5-8, 190, Sr.

Grand Cane, LA (North DeSoto HS)

Winning my starting position back going into my junior year and showing everyone I deserved it.



6 • Cole Crook • WR

6-1, 175, Sr.

Bossier City, LA (Parkway HS)

The great people that I've met along my ride here at LC.



20 • Johnny Dixon • DB

5-10, 195, Sr.

Baton Rouge, LA (Baker HS)

The brotherhood and friendships I've made here over the last few years here at LC.



30 • Charles Firmin • K/P

6-1, 176, Sr.

Alexandria, LA (Alexandria Senior HS)

The opportunity to start here all four years and my first collegiate kick off.



21 • Richard Jefferson • DB

5-9, 165, Sr.

Wildsville, LA (Ferriday HS)

Getting my first career start because it finally felt like all of my hard work was paying off.



27 • Rudy Johnson • LB

6-2, 227, Sr.

Waggaman, LA (L.W. Higgins HS)

The bond I made with my family on the team and God who helped me change my life.



10 • Farron Jones • WR

5-10, 170, Sr.

Bridge City, LA (Belle Chasse HS)

My first college TD which clinched the game against Mississippi College my freshman year.



24 • Nick Julien • RB

6-0, 210, Sr.

Loreauville, LA (Loreauville HS)

Scoring my first TD this year against Texas College, it was my 1st time scoring since 2013.



7 • Easton Melancon • QB

5-11, 195, Sr.

Ama, LA (Hahnville HS)

Coming into the Weber game my freshman year late in the first half and leading a second half comeback by converting a 4th and 21 on the final drive which led to the game winning TD. Also being named the starter for the rest of the season.



57 • Reggie Reynolds • OL

6-2, 325, Sr.

Baton Rouge, LA (Woodlawn HS)

My first career start.



42 • Kedrick Vance • DL

6-2, 263, Sr.

Shreveport, LA (Fair Park HS)

The unity of the brotherhood we have on this team.



48 • Brandon Zimmer • DL

6-4, 200, Sr.

Luling, LA (St. Charles Catholic HS)

My first start and all of the skit nights during fall camp.



• Dayshun Johnson •

Baton Rouge, LA (Southern Lab)

The opportunity to play ball.



• Matt Standiford •

Opelousas, LA (Westminster Christian)

The opportunity to play and coach at the college level while making lifelong friendships.



LC FOOTBALL

PROBABLE 2-DEEP LINE-UP

OFFENSE

QB	7	Easton Melancon	5-11	200	Sr.
RB	25	Aurren Cooksey	5-7	200	Sr.
FB	39	Andrew Bell	5-8	230	Sr.
WR	3	Shedrick Davis	6-2	210	Jr.
WR	8	Farron Jones	5-10	170	Sr.
WR	9	Lawrence Williams	5-8	180	Jr.
WR	1	Zac Barrient	6-0	185	Jr.
TE	17	Brandon Battles	6-2	250	Sr.
LT	60	Jacob Alford	6-3	310	Jr.
LG	50	Jamarcus Fitzpatrick	5-11	287	So.
C	71	Ryan Morris	5-10	280	Jr.
RG	57	Reggie Reynolds	6-2	325	Sr.
RT	76	Rathvon Williams	6-5	310	So.

4	D'Ondre Joseph	5-10	209	So.
24	Nick Julien	6-0	205	Sr.
34	Trey Turner	5-10	209	Fr.
88	Travon Travis	5-11	160	So.
6	Cole Crook	6-1	175	Sr.
12	Drake Battaglia	5-9	165	So.
10	Lamar Carroway	5-8	187	Jr.
84	Reese LeBlance	6-0	215	So.
75	Trent Guidry	6-4	311	Fr.
62	Arthur Harmon III	6-2	264	Fr.
61	Blair O'Keefe	5-10	240	So.
78	Christian Breaux	5-11	300	Fr.
65	Kasey Miller	6-2	285	So.

DEFENSE

LE	42	Kedrick Vance	6-2	263	Sr.
LT	98	Deondre Cotton	5-9	285	Sr.
RT	95	Jesse Provost	6-0	275	Jr.
RE	44	Cade Maxwell	6-2	260	Jr.
Mike	23	Mike Collins	6-0	246	Jr.
Will	32	Ryan DeMattie	5-9	205	Jr.
Sam	28	Anthony Dorsey	5-11	195	Jr.
Cat	19	Anthony Hargrave	5-9	180	Jr.
Free	11	Josh Pickett	6-0	188	So.
LC	16	Willie Smith	5-9	180	Jr.
RC	2	LeCorey Demease	6-1	180	Sr.

48	Brandon Zimmer	6-3	215	Sr.
92	Jacob Plache	6-3	250	Fr.
55	Tyler Radley	5-10	275	Jr.
67	Steven Dye	6-0	255	Sr.
33	Cayden Maloney	6-2	250	So.
27	Rudy Johnson	6-2	240	Sr.
5	Orel Ledet, Jr.	6-0	205	So.
31	Brian Jordan, Jr.	6-0	175	Fr.
13	Quinton Thibodeaux	6-0	180	So.
22	Doriel Yaeger	6-1	180	Jr.
26	Charven Morris	5-8	160	Fr.

SPECIAL TEAMS

P	46	Matthew Guth	6-0	160	So.
PK	30	Charles Firmin	6-1	176	Sr.
HLD	1	Zac Barrient	6-0	185	Jr.
KOR	10	Lamar Carroway	5-8	187	Jr.
KOR	12	Drake Battaglia	5-9	165	So.
PR	10	Lamar Carroway	5-8	187	Jr.
LS	51	Quinn Sipsy	6-1	239	Fr.

45	Todd Ryals	5-10	170	Jr.
38	Curtis Sebren	5-8	167	Fr.
	Kyle Schexnayder	5-10	185	Fr.
85	Jaylan King	5-9	167	Fr.
12	Drake Battaglia	5-9	165	So.
17	Brandon Battles	6-2	250	Sr.



LC FOOTBALL

2016 VARSITY ROSTER



No.	Name	Pos.	Ht.	Wt.	Cl.	Hometown(High School/Last School)
1	Zac Barrient	WR	6-0	185	Jr.	Hammond, LA (Mandeville HS)
2	Lecorey Demease	DB	6-1	180	Sr.	Coushatta, LA (Red River HS)
3	Shedrick Davis	WR	6-2	210	Jr.	Baton Rouge, LA (Central HS)
4	D'Ondre Joseph	QB	5-10	209	So.	Kenner, LA (Riverdale HS/Holmes CC)
5	Orel Ledet, Jr.	DB	6-0	205	So.	Breaux Bridge, LA (Breaux Bridge HS)
6	Cole Crook	WR	6-1	175	Sr.	Bossier City, LA (Parkway HS)
7	Easton Melancon	QB	5-11	200	Sr.	Ama, LA (Hahnville HS)
8	Farron Jones	WR	5-10	170	Sr.	Bridge City, LA (Belle Chasse HS/Langston Univ.)
9	Lawrence Williams	WR	5-8	180	Jr.	New Orleans, LA (McDonough #35 HS)
10	Lamar Carroway	WR	5-8	187	Jr.	Vicksburg, MS (Lake Providence HS/Tyler JUCO)
11	Joshua Pickett	DB	6-0	188	So.	Oklahoma City, OK (Fair Park HS)
12	Drake Battaglia	WR	6-0	180	So.	Thibodaux, LA (Houma Christian)
13	Quinton Thibodeaux	DB	6-0	180	So.	Breaux Bridge, LA (Breaux Bridge HS)
14	D.J. Latino	WR	5-10	175	Jr.	Donaldsonville, LA (Ascension Catholic HS)
16	Willie Smith	DB	5-9	180	Jr.	New Orleans, LA (Teurlings Catholic HS)
16	Stephen Yarbro	QB	6-3	195	Fr.	Lumberton, TX (Lumberton HS)
17	Brandon Battles	TE	6-2	250	Sr.	New Orleans, LA (O.P. Walker HS)
18	Arlandrian Martin	WR	6-2	175	Fr.	Reserve, LA (East St. John HS)
19	Anthony Hargrave	DB	5-9	180	Jr.	Monroe, LA (Ouachita HS)
20	Jonathan Dixon	WR	6-0	195	Sr.	Baton Rouge, LA (Baker HS)
21	Richard Jefferson, Jr.	DB	5-9	168	Sr.	Wildsville, LA (Ferriday HS)
22	Doriel Yaeger	DB	6-1	180	Jr.	West Palm Beach, FL (Frisco Wakeland HS)
23	Mike Collins	LB	6-0	246	Jr.	Harvey, LA (John Ehret HS)
24	Nick Julien	RB	6-0	205	Sr.	New Iberia, LA (Loreauville HS)
25	Aurren Cooksey	RB	5-7	200	Sr.	Shreveport, LA (North DeSoto HS)
26	Charven Morris	DB	5-8	160	Fr.	New Orleans, LA (Warren Easton HS)
27	Rudy Johnson	LB	6-2	240	Sr.	New Orleans, LA (L.W. Higgins HS)
28	Anthony Dorsey	DB	5-11	195	Jr.	New Orleans, LA (McDonough #35 HS)
29	Stefon McElveen	DB	6-0	180	Jr.	Covington, LA (Northlake Christian HS)
30	Charles Firmin	K	6-1	176	Sr.	Alexandria, LA (Alexandria Senior HS)
31	Brian Jordan, Jr.	DB	6-0	175	Fr.	Plaquemine, LA (Plaquemine HS)
32	Ryan DeMattie	LB	5-9	205	Jr.	Natchitoches, LA (Natchitoches Central HS)
33	Cayden Maloney	LB	6-2	250	So.	Bossier City, LA (Glenbrook HS/UL-Lafayette)
34	Trey Turner	RB	5-10	209	Fr.	Katy, TX (Katy HS)
35	Donyell Young	RB	5-8	211	Jr.	Opelousas, LA (Westminster Christian Academy)
36	Rawlin Guillory	LB	5-11	220	So.	Lake Charles, LA (Washington Marion HS)
37	Jalen Echols	WR	6-3	185	Fr.	Gonzales, LA (East Ascension HS/Eastern Arizona JC)
38	Curtis Sebren	K	5-8	167	Fr.	San Angelo, TX (Dierks HS/Henderson State)
39	Andrew Bell	FB	5-8	230	Sr.	New Iberia, LA (Loreauville HS)
40	Terrence Lollis	LB	6-0	224	So.	Abbeville, LA (North Vermilion HS)
41	Jackson Daughetry	RB	5-8	175	Fr.	Texarkana, TX (Mena HS/Harding University)
42	Kedrick Vance	DL	6-2	263	Sr.	Shreveport, LA (Fair Park HS)
43	Marion Magday	DB	5-10	180	Fr.	Philippines (Marksville HS)
44	Cade Maxwell	DE	6-2	260	Jr.	Alexandria, LA (Grant HS/Henderson State)
45	Kyle Shexnayder	QB	5-10	185	Fr.	Chalmette, LA (Holy Cross)
46	Matthew Guth	P	6-0	160	So.	Denton, TX (Evangel Christian/Arkansas-Pine Bluff)
48	John Kelly	LB	6-0	195	Fr.	Fort Bragg, NC (University Academy)
49	Ferdinand Wallace	DB	6-0	165	Fr.	LaPlace, LA (Fair Park HS)



LC FOOTBALL

2016 VARSITY ROSTER



No.	Name	Pos.	Ht.	Wt.	Cl.	Hometown(High School/Last School)
50	Jamarcus Fitzpatrick	OL	5-11	287	So.	Shreveport, LA (C.E. Byrd HS)
51	Quinn Sipsy	DE	6-1	239	Fr.	Pittsburg, CA (Vacaville Christian HS)
52	Thomas Hodge	DL	6-0	229	Fr.	Crossett, AR (Crossett HS)
53	Dillon Juneau	LB	5-11	208	Fr.	Alexandria, LA (Marksville HS)
54	Jordan Carter	LB	6-0	208	So.	Dallas, TX (Springfield HS)
55	Tyler Radley	DL	5-10	275	Jr.	Walker, LA (Wilkinson County Christian)
56	Jacob Joffrion	LB	5-10	240	Fr.	Alexandria, LA (Pineville HS)
57	Reggie Reynolds	OL	6-2	325	Sr.	Lake Charles, LA (Woodlawn HS)
58	Devyn Allen	LB	5-8	200	Fr.	Baton Rouge, LA (Covenant Christian Academy)
59	DeAundre DeJean	LB	5-8	232	Fr.	Lake Charles, LA (Hamilton Christian/SW Assemblies of God)
60	Jacob Alford	OL	6-3	310	Jr.	Baton Rouge, LA (Christian Life Academy)
61	Blair O'Keefe	OL	5-10	240	So.	Belle Chasse, LA (Belle Chasse HS)
62	Arthur Harmon III	OL	6-2	264	Fr.	Beaumont, TX (Beaumont Ozen HS)
63	D.J. Alexander	DE	6-5	238	Fr.	Baton Rouge, LA (Broadmoor HS)
64	Kobe Daniel	DL	6-2	288	Fr.	Baton Rouge, LA (Broadmoor HS)
65	Kasey Miller	OL	6-2	285	So.	Monroe, LA (Mangham HS)
67	Steven Dye	DL	6-0	255	Sr.	Terrebonne, LA (South Lafourche HS)
71	Ryan Morris	OL	5-10	280	Jr.	DeRidder, LA (Central HS)
75	Trenton Guidry	OL	6-4	311	Fr.	Opelousas, LA (Cecilia HS)
76	Rathvon Williams	OL	6-5	310	So.	New Orleans, LA (Edna Karr HS)
78	Christian Breaux	OL	5-11	300	Fr.	Lafayette, LA (Crowley HS)
80	Nick Sumrall	WR	6-1	179	Fr.	Monroe, LA (Ouachita Christian)
81	Ted Conrad	DL	6-5	215	Jr.	Covington, LA (Fontainebleau HS)
82	Lewis Brooks	WR	5-8	165	Jr.	Bastrop, LA (Bastrop HS/Howard Payne)
83	Wade Bailey	WR	5-6	160	Sr.	Gonzales, LA (Ascension Catholic HS)
84	Reese LeBlanc	TE	6-0	215	So.	Clearwater, FL (Delcambre HS)
85	Jaylen King	WR	5-9	167	Fr.	Monroe, LA (Sterlington HS)
86	Jaylen Payne	WR	6-0	208	Fr.	Monroe, LA (Ouachita HS)
87	Riley DiMaggio	WR	5-9	180	Jr.	Mandeville, LA (Northlake Christian HS)
88	Travon Travis	WR	5-11	160	So.	Hattiesburg, MS (Gulfport HS)
89	Lucas Norton	WR	5-6	160	Fr.	Denver, CO (Waskom HS)
90	Dante' Johnson	DE	6-4	236	So.	Thibodaux, LA (Thibodaux HS)
91	Aaron Celestine	DE	6-1	231	Fr.	Baton Rouge, LA (Zachary HS)
92	Jacob Plache	DT	6-3	250	Fr.	Ama, LA (Hahnville HS)
93	Bryeson Davis	DL	5-11	287	Sr.	Deweyville, TX (Deweyville HS)
94	Lakendrick Robinson	FB	5-4	245	So.	Baton Rouge, LA (Northeast HS/Mississippi Valley St)
95	Jesse Provost	DL	6-0	275	Jr.	Breaux Bridge, LA (Teurlings Catholic HS)
96	Andre Marshall	DL	6-3	255	So.	Covington, LA (St. Paul HS)
97	Maleek Grant	DL	5-10	275	Fr.	Baton Rouge, LA (Scottlandville Magnet)
98	Deandre Cotton	DL	5-9	285	Sr.	Tacoma, WA (Peabody Magnet)
99	Lucas Crockett	DE	6-2	215	Fr.	Bastrop, LA (Prairie View Academy)

Coaching Staff

Head Coach: Dennis Dunn

OC: Ben McLaughlin

DC: Justin Charles

Assistants: Dayne Reeves, Mike Richard, Nate Janzen, Matt Standiford, Jonathan Davis, Drew Maddox, Brandon Allen, Dayshun Johnson

Pronunciation Guide

Zac Barrient

BEAR-e-yent

Farron Jones

FAIR-un

Lecorey Demease

DUH-mese

Doriel Yaeger

YAE-ger

Orel Ledet Jr.

OR-el LUH-day

Curtis Sebren

SEA-bren

Easton Melancon

muh-LAHN-sahn

Aaron Celestine

SELL-es-tine

Jacob Plache

PLAH-key

ETBU Probable 2-Deep

OFFENSE

QB	5	DRU SMITH	6-0	195	JR
H	86	CODY GANDY	6-3	326	JR
RB	27	Jourdan McNeill	5-8	195	SR
WR	9	XAVIER GRAY	5-10	180	JR
WR	7	DEREK LEDET	6-6	185	SR
WR	11	CHASE SOJKA	6-1	151	SO
WR	82	RICHARD JOHNSON	6-4	205	SO
LT	67	TYLER SCOTT	6-1	262	SR
LG	52	TORRENCE LEONARD	6-0	300	SR
C	71	BRYSTON PARKER	6-1	255	SO
RG	66	TONY JONES	6-0	259	SO
RT	72	C.J. MCGILL	6-6	275	SR

15	BRIAN BACA	6-0	190	FR
85	JERRY VILLELA	5-11	253	FR
33	DAY'LONZO FREEMAN	5-10	172	JR
6	JEREMIAH DRAKE	6-2	185	JR
13	JAUQUE KUYKENDALL	5-10	170	SO
16	Cam Peters	5-11	180	SR
84	DIONTE JOHNSON	5-10	175	SO
61	Chris Lenoir	6-3	260	SO
62	IVAN MONZON	6-0	295	JR
54	JOSH LOWE	5-10	260	SO
63	SCOUT LYONS	6-1	255	FR
79	KYLE ARDOIN	6-1	260	FR

DEFENSE

DE	99	KHILAN WRIGHT	6-1	295	SO
DT	93	DESMOND OLIVER	6-1	290	SR
DE	3	CJ JOHNSON	6-3	225	SO
LOU	36	Andre Welch	6-1	230	SO
WLB	42	GARRETT GIBSON	6-1	220	SO
MLB	44	CALEB TAYLOR	6-2	230	JR
ROVER	43	MIAH SIMPSON	5-11	193	JR
LC	29	GRANT LAPOINTE-TEATE	5-8	180	FR
KAT	28	ZAK BILES	5-11	156	SO
FS	8	DYLAN BOWMAN	5-10	185	JR
RC	1	VERRY JACKSON	5-8	175	JR

96	DONIEVIN OLIVER	6-0	241	SO
68	AUSTIN KAHIL	6-2	259	SO
90	DAVID JACKSON	6-2	240	SO
31	KIOUNIS WILLIAMS	5-10	215	JR
45	Nathan Gullickson	6-0	230	JR
55	TY PARSONS	6-1	220	JR
32	TREMELL SCOTT	5-11	207	SO
20	KYNDALL JOHNSON	5-9	170	SO
23	SAM WILLIAMS	6-2	200	SR
25	Denzil Grundy	6-0	180	SO
26	MARCUS HARRIS	6-5	200	SR

SPECIAL TEAMS

P	18	RYAN TRAVIS	5-10	191	JR
PK	18	RYAN TRAVIS	5-10	191	JR
LS	91	JACOB PIPER	5-10	182	SO

49	Mitchell McCulloch	6-0	210	JR
49	Mitchell McCulloch	6-0	210	JR

2016 East Texas Baptist Tigers Roster

#	Name	Pos.	Ht.	Wt.	Cl.—Exp.	Hometown (High School / Previous School)
1	Verry Jackson	CB	5—8	175	Jr.—TR	San Diego, Calif. (Mira Mesa Senior HS)
2	Tarek Beaugard	QB	5—10	175	Jr.—2L	Benton, Arkansas (Benton HS)
3	CJ Johnson	LB	6—3	225	So.—1L	Fort Worth, Texas (Alvarado HS) [Tarleton State University]
4	Dominic Haggerty	RB	5—6	165	So.—1L	Shreveport, La. (C.E. Byrd HS)
5	Dru Smith	QB	6—0	195	Jr.—TR	Sherman, Texas (Sherman HS) [Southeastern Oklahoma]
6	Jeremiah Drake	WR	6—0	185	Jr.—2L	Duncanville, Texas (Duncanville HS)
7	Derrick Ledet	WR	6—6	185	Sr.—1L	Orange, Texas (West Orange-Stark HS)
8	Dylan Bowman	S	5—10	185	Jr.—2L	Gilmer, Texas (Gilmer HS)
9	Xavier Gray	WR	5—10	180	Jr.—2L	Denton, Texas (Denton Ryan HS)
10	Taylor Therwhanger	QB	6—5	180	Jr.—2L	Lovelady, Texas (Lovelady HS)
11	Chase Sojka	WR	6—1	151	So.—1L	Shreveport, La. (North DeSoto HS)
13	Jauque Kuykendall	WR	5—10	170	So.—TR	Marshall, Texas (Marshall HS) [Texas A&M Commerce]
15	Brian Baca	QB	6—0	190	Fr.—HS	Pittsburg, Texas (Pittsburg HS)
16	Cam Peters	WR	6—0	180	Sr.—3L	Frisco, Texas (Frisco Centennial HS)
17	Kane Hardin	QB	5—11	180	Fr.—HS	Irving, Texas (MacArthur HS)
18	Ryan Travis	K / P	5—10	191	Jr.—2L	Jacksonville, Texas (Jacksonville HS)
19	Austin Morriel	RB	5—10	230	Fr.—HS	Alvarado, Texas (Alvarado HS)
20	Kyndall Johnson	CB	5—9	170	So.—1L	Henderson, Texas (Henderson HS)
21	Brian Harden	CB	5—11	174	So.—1L	Pascagoula, Miss. (Cypress Springs HS)
22	DeRoderick Johnson	LB	5—8	200	So.—1L	Logansport, La. (Logansport HS)
23	Sam Williams	S	6—3	200	Sr.—1L	Monroe, La. (Ouachita Parish HS)
24	Ben Ashton	S	6—1	191	Fr.—HS	Keller, Texas (Grapevine Faith Christian HS)
25	Denzil Grundy	S	6—0	180	So.—1L	Garland, Texas (Lakeview Centennial HS) [Southwest Baptist University]
26	Marcus Harris	CB	6—5	200	Sr.—1L	Los Angeles, Calif. (Birmingham Community Charter HS)
27	Jourdan McNeill	RB	5—8	195	Sr.—3L	Irving, Texas (Irving MacArthur HS)
28	Zackary Biles	S	5—11	156	So.—1L	New Caney, Texas (Caney Creek HS)
29	Grant LaPoint-Teate	CB	5—8	180	Fr.—TR	Orange, Texas (West Orange-Stark HS) [San Jacinto College]
30	Tristan Moore	LB	6—0	209	Jr.—2L	Chandler, Texas (Brownsboro HS)
31	Kiounis Williams	LB	5—10	215	Jr.—2L	Center, Texas (Center HS)
32	Tremell Scott	LB	5—11	207	So.—1L	Missouri City, Texas (Elkins HS)
33	Day'Lonzo Freeman	RB	5—10	172	Jr.—2L	Fort Worth, Texas (Crowley HS)
34	Jordan Martinez	RB	5—11	190	So.—TR	Grandview, Texas (Grandview HS) [Stephen F. Austin]
35	Jake Brearton	HB	6—2	250	Jr.—2L	Corpus Christi, Texas (Calallen HS) [Trinity Valley Community College]
36	Andre Welch	LB	6—1	230	So.—1L	Dew, Texas (Fairfield HS) [Trinity Valley Community College]
37	Sirbatian Charles	QB	5—11	190	Fr.—HS	Patterson, La. (Patterson HS)
38	Austin O'Dell	DL	5—10	190	So.—1L	Harleton, Texas (Harleton HS)
39	Brennan Eberhart	LB	5---9	215	Jr.-2L	Whitehouse, Texas (Whitehouse HS)
40	Dreylon Malbrough	LB	5—10	215	So.—1L	Houston, Texas (John H. Reagan HS)
41	Malik Mason	S	6---0	165	Fr.—HS	Anna, Texas (Anna HS)
42	Garrett Gibson	LB	6—1	220	So.—1L	Gladewater, Texas (Union Grove HS)
43	Jeremiah Simpson	LB	5—11	193	Jr.—2L	Dew, Texas (Fairfield HS)
44	Caleb Taylor	LB	6—2	230	Jr.—2L	Alba, Texas (Alba-Golden HS)
45	Nathan Gullickson	LB	6—0	227	Jr.—2L	Burleson, Texas (Grandview HS)
46	Matthew McGill	DL	6---1	210	Fr.—HS	Tomball, Texas (Tomball HS)
47	Christopher Respass	RB	5—8	195	Fr.—HS	Flower Mound, Texas (Flower Mound Marcus HS)

2016 East Texas Baptist Tigers Roster

48	Zack Walker	DL	5—9	214	So.—1L	Monroe, La. (Neville HS)
49	Mitch McCulloch	K / P	6—0	210	Jr.—2L	Forney, Texas (Forney HS)
50	Zachariary Griffin	DL	5—10	225	Jr.—2L	Beaumont, Texas (Central Senior HS)
51	Ryan Collinsworth	OL	6—1	255	Fr.—HS	Waxahachie, Texas (Red Oak HS)
52	Torrance Leonard	OL	6—0	300	Sr.—3L	Lufkin, Texas (Alief Hastings HS)
53	Wendell Scott	OL	6—4	300	Fr.—HS	Waco, Texas (Waco HS)
54	Josh Lowe	OL	5—10	260	So.—1L	Conroe, Texas (Oak Ridge HS)
55	Ty Parsons	LB	6—1	220	So.—TR	Dallas, Texas (Dallas Christian HS) [Harding Univ./Georgetown Univ.]
56	Austin Ashley	DL	6—2	267	So.—1L	Madisonville, Texas (Madisonville HS)
58	Jackson Baker	DL	6—5	290	So.—1L	Farmersville, Texas (Oldham County HS)
59	John McCollum	OL	6---5	275	Fr.—HS	Omaha, Texas (Paul Pewitt HS)
60	Brandon LaRue	OL	6—4	360	So.—1L	Lufkin, Texas (Lufkin HS)
62	Ivan Monzon	OL	6—0	295	Jr.—1L	Marshall, Texas (Marshall HS)
63	Scout Lyons	OL	6—1	255	Fr.—HS	Richland Hills, Texas (Richland HS)
64	Nolan Tryon	LS	5—10	220	Fr.—HS	Hallsville, Texas (Hallsville HS)
65	Jacoby Callahan	DL	5—11	275	Jr.—2L	Porter, Texas (Porter HS)
66	Tony Jones II	OL	6—0	259	So.—1L	Houston, Texas (Westfield HS)
67	Tyler Scott	OL	6—1	262	Sr.—3L	Missouri City, Texas (Elkins HS)
68	Austin Kahil	DL	6—2	259	So.—1L	Canyon Lake, Texas (Canyon Lake HS)
69	Nicholas Wright	OL	5—11	230	Fr.—HS	Brownsboro, Texas (Brownsboro HS)
70	Kaden Brown	OL	6—3	265	Fr.—HS	Lumberton, Texas (Lumberton HS)
71	Bryston Parker	OL	6—1	255	So.—1L	Tyler, Texas (Robert E. Lee HS)
72	C.J. McGill	OL	6—6	275	Sr.—3L	Tomball, Texas (Tomball HS)
74	Chris Lenoir	OL	6—3	260	So.—1L	Lufkin, Texas (Lufkin HS)
75	Devin Pinkerton	OL	6—2	300	So.—1L	Tyler, Texas (Robert E. Lee HS)
78	Onisokien Osuamkpe	DL	6—2	400	Jr.—2L	Rosharon, Texas (Manvel HS)
79	Kyle Ardoin	OL	6—1	260	Fr.—HS	Port Neches, Texas (Port Neches-Grove HS)
80	Travis Danford	WR	5—11	198	Sr.—3L	Fort Worth, Texas (Haltom HS)
81	Cameron Goodlett	WR	5—10	180	Fr.—HS	Fort Worth, Texas (W.T. White HS)
82	Richard Johnson	WR	6—4	205	So.—1L	Cleveland, Texas (Cleveland HS)
83	Braeden Taylor	WR	5—11	180	Jr.—2L	Shepherd, Texas (Shepherd HS)
84	Dionte Johnson	WR	5—10	175	So.—1L	Hallsville, Texas (Hallsville HS)
85	Jerry Villela	OL	5—11	253	Fr.—HS	Tyler, Texas (Robert E. Lee HS)
86	Cody Gandy	HB	6—3	326	Jr.—2L	Forney, Texas (Forney HS)
87	Joseph LeBlanc	P	5—10	185	So.—TR	Shepherd, Texas (Shepherd HS) [Central Methodist]
88	Alan Martinez	K	5—10	215	Fr.—HS	Marshall, Texas (Marshall HS)
89	Maurice Morris	WR	5—6	175	So.—TR	Orange, Texas (West Orange-Stark HS) [Sam Houston]
90	David Jackson	DL	6—2	240	So.—TR	Hallsville, Texas (Hallsville HS) [Moorepark College]
91	Jacob Piper	S	5—10	182	So.—1L	Sugar Land, Texas (Elkins HS)
92	Brandon Dade	LB	6—1	195	Fr.—HS	Tyler, Texas (John Tyler HS)
93	Desmond Oliver	DL	6—0	298	Sr.—2L	Denton, Texas (Denton Ryan HS)
94	Jonathan Del Rey	DL	5—10	210	So.—1L	Woodlands, Texas (Oak Ridge HS)
95	Matthew Caldwell	DL	6—3	215	Fr.—HS	Gilmer, Texas (Gilmer HS)
96	Donievin Oliver	DL	6—1	241	So.—1L	Denton, Texas (Denton Ryan HS)
97	Chase King	DL	6---1	190	Fr.—HS	Arlington, Tennessee (Arlington HS)
98	Quaylon Beckley	DL	6—3	284	So.—1L	Houston, Texas (Austin HS)
99	Khilan Wright	DL	6—1	294	So.—1L	Memphis, Tenn. (Christian Brothers HS)

Head Coach Dennis Dunn



Dennis Dunn is in his eleventh year as the head football coach at Louisiana College. Overall, he has a 61-39 record in ten seasons as head coach. In his tenure at LC, Dunn has seen an amazing 93% graduation rate from his players, one of the highest such marks in the country. He has seen 115 players selected Academic All-Conference in his time at Louisiana College.

In 2012, Dunn's Wildcats enjoyed the finest year in program history, as they posted the first ever 8-win season in school history as

well as making their first ever appearance in the NCAA Division III National Playoffs. The Wildcats also finished the season ranked #23 in the nation, the first time in school history that they have finished a season ranked in the top 25.

His efforts were recognized by the league's coaches and officials, as he was named the 2012 American Southwest Conference Coach of the Year. Louisiana College placed 20 players on the 2012 ASC All-Conference team, which set a new school record for most All-Conference honorees and more than any other team in the ASC in 2012.

Dunn's players received more individual accolades in 2012 than any other year in the program's history, as he saw seven players named ASC Player of the Week during the 10-week regular season, five named to the D3Football.com Team of the Week, and two named the Louisiana Sports Writers Association Player of the Week.

He also saw five players land on both the D3Football.com All-South Region Team and the Louisiana Sports Writers Association All-Louisiana Team, both new high water marks in program history. Senior wide receiver D'Mario Parker was also named an All-American by D3Football.com, the first player since 2008 (Kendale Rayford) to earn that distinction and only the third in program history, joining Rayford and Matt Miller in 2003.

In 2011, the Wildcats posted their fourth consecutive 7-3 record, which at the time equaled the best record that the program has produced since its rebirth in 2000, and a third-place finish in the highly-competitive American Southwest Conference. The 2011 Wildcats also made history when they received a top-25 national ranking for the first time in school history. LC climbed as high as No. 19 in the nation.

All of Dunn's teams have finished among the best offenses in the ASC and the nation and 2011 was no different

In 2011, the LC offense finished atop the ASC in total offense and fifth nationally, averaging 485.9 yards per game. The Wildcats averaged 6.19 yards per play and scored 51 touchdowns and scoring 371 total points.

In 2010, the Wildcats finished as the No.1-rated passing offense in all of NCAA Division III as well as the No. 2 in the nation in total offense and No. 3 in scoring offense. In that season, LC put up 3,785 yards through the air and scored 42 passing touchdowns. Overall, the Wildcats put up 5,137 total yards (513 per game average), just 28 yards short of the No. 1 team in the nation, and put up 457 total points.

LC's 7-1 mark in conference that season was the best in school history. In addition, senior Ben McLaughlin, a quarterback who began his career at LC the same season as Dunn and went on to start four years, led Division III in passing yards (3,770) and all of the NCAA in passing touchdowns (42). This effort led McLaughlin be named the 2010 Louisiana Sports Writers Association's All-Louisiana Offensive Player of the Year, an honor for which McLaughlin was the only Division III athlete nominated.

He also received the prestigious Mehlberger Award, one of the two national, individual awards present in NCAA Division III and to be listed among the four finalists for the Gagliardi Trophy, the other national individual award in Division III.

McLaughlin continued Dunn's line of tremendous quarterbacks that started at Evangel Christian Academy. In addition to his individual accolades in 2010, McLaughlin was also named the American Southwest Conference Freshman of the Year in 2006, all-conference in 2009 and 2010, conference offensive player of the year in 2010 and was a three-time ASC All-Academic selection and two-time ASC Distinguished Scholar Athlete honoree.

In Dunn's first season (2006), the Wildcats lost five games, three of which came by a combined seven points. In his second season (2007), the Wildcats closed the season with three consecutive wins, which had not been done since football was revived at LC in 2000, and a .500 record (5-5).


In 2008, Dunn's squad made history, bringing a winning team to the campus for the first time since 1962 (the school discontinued football from 1969-1999) with a 7-3 overall record. The 2008 season was doubly historic as it marked the first time LC played an on-campus game since the revival of football. Dunn's hard work and efforts in fundraising and vision for an on campus stadium culminated with Wildcat Stadium being built in the summer/fall of 2008.

While at Evangel, Dunn coached former USC and current NFL quarterback, John David Booty, former NFL quarterback, Josh Booty, and former Miami Hurricane and current NFL quarterback, Brock Berlin. Dunn came to Louisiana College with one of the most impressive resumes in Louisiana high school football coaching history. Dunn began his head-coaching career at Woodlawn High School in Shreveport. He led Woodlawn to three district championships and the state playoffs all five years of his tenure.

In 1992, Dunn took over at Evangel Christian Academy and turned the Eagles into one of the most successful high school programs in the nation. During his 14 years at Evangel, his teams won 14 district championships (never losing a district game), nine state championships (3 each in class 1A, 3A, and 5A), and one USA Today national championship in 1999. Dunn also coached 19 All-Americans at Evangel. Dunn's overall high school coaching record was a staggering 200-39.


Dunn and his wife Melanie reside in Pineville.





Home of LC Football and Soccer
Wildcat Field

Wildcat Field was opened on October 25th, 2008. It is a state-of-the art grassy-turf field. Both the LC football and men's and women's soccer teams call Wildcat Field home. For football, it is the first on campus stadium in 40-years. For soccer it provides one of the best playing fields in all of NCAA Division III. Currently, the stadium phase is still under construction.



LC Modern Day Coaching Records

Years	Coach	Seasons	W	L	T	Pct.
2000-03	Marty Secord	4	14	26	0	.350
2004	Norman Joseph	1	5	5	0	.500
2005	David Armstrong	1	4	5	0	.444
2006-pres	Dennis Dunn	10	64	42	0	.610

2016 Team Statistics

Team Statistics	LC	OPP
SCORING	278	198
Points Per Game	39.7	28.3
Points Off Turnovers	69	41
FIRST DOWNS	168	159
Rushing	52	68
Passing	98	75
Penalty	18	16
RUSHING YARDAGE	1026	1183
Yards gained rushing	1282	1397
Yards lost rushing	256	214
Rushing Attempts	260	278
Average Per Rush	3.9	4.3
Average Per Game	146.6	169.0
TDs Rushing	16	14
PASSING YARDAGE	2296	1715
Comp-Att-Int	163-302-10	147-266-16
Average Per Pass	7.6	6.4
Average Per Catch	14.1	11.7
Average Per Game	328.0	245.0
TDs Passing	21	12
TOTAL OFFENSE	3322	2898
Total Plays	562	544
Average Per Play	5.9	5.3
Average Per Game	474.6	414.0
KICK RETURNS: #-Yards	27-553	33-731
PUNT RETURNS: #-Yards	6-47	1-38
INT RETURNS: #-Yards	16-330	10-120
KICK RETURN AVERAGE	20.5	22.2
PUNT RETURN AVERAGE	7.8	38.0
INT RETURN AVERAGE	20.6	12.0
FUMBLES-LOST	14-11	10-8
PENALTIES-Yards	50-535	56-517
Average Per Game	76.4	73.9
PUNTS-Yards	28-968	36-1400
Average Per Punt	34.6	38.9
Net punt average	32.5	36.5
KICKOFFS-Yards	47-2750	35-1953
Average Per Kick	58.5	55.8
Net kick average	35.5	35.0
TIME OF POSSESSION/Game	29:22	30:38
3RD-DOWN Conversions	46/111	35/98
3rd-Down Pct	41%	36%
4TH-DOWN Conversions	9/22	4/16
4th-Down Pct	41%	25%
SACKS BY-Yards	21-126	16-74
MISC YARDS	0	9
TOUCHDOWNS SCORED	39	28
FIELD GOALS-ATTEMPTS	2-6	2-3
ON-SIDE KICKS	1-1	0-1
RED-ZONE SCORES	(26-40) 65%	(18-27) 67%
RED-ZONE TOUCHDOWNS	(24-40) 60%	(16-27) 59%
PAT-ATTEMPTS	(38-39) 97%	(24-25) 96%
ATTENDANCE	14544	3202
Games/Avg Per Game	5/2909	2/1601
Neutral Site Games		0/0

Score by Quarters	1st	2nd	3rd	4th	OT	Total
Louisiana College	37	70	77	94	0	278
Opponents	28	76	39	55	0	198

2016 Individual Statistics

Rushing	gp	att	gain	loss	net	avg	td	lg	avg/g
Aurren Cooksey	7	152	842	37	805	5.3	7	80	115.0
D'Ondre Joseph	5	32	210	26	184	5.8	3	31	36.8
Nick Julien	7	29	107	6	101	3.5	3	26	14.4
Drake Battaglia	5	4	33	0	33	8.2	0	17	6.6
Donyell Young	2	7	28	0	28	4.0	0	8	14.0
Johnny Dixon	5	1	4	0	4	4.0	1	4	0.8
Lamar Carroway	7	2	6	4	2	1.0	1	6	0.3
D. Brooks	1	1	0	3	-3	-3.0	0	0	-3.0
Matthew Guth	6	1	0	9	-9	-9.0	0	0	-1.5
TEAM	2	4	0	51	-51	-12.8	0	0	-25.5
Easton Melancon	6	27	52	120	-68	-2.5	1	22	-11.3
Total	7	260	1282	256	1026	3.9	16	80	146.6
Opponents	7	278	1397	214	1183	4.3	14	57	169.0

Passing	gp	effic	comp-att-int	pct	yds	td	lg	avg/g
Easton Melancon	6	133.49	145-275-9	52.7	2112	19	83	352.0
D'Ondre Joseph	5	140.95	18-27-1	66.7	184	2	46	36.8
Total	7	134.16	163-302-10	54.0	2296	21	83	328.0
Opponents	7	112.28	147-266-16	55.3	1715	12	70	245.0

Receiving	gp	no.	yds	avg	td	lg	avg/g
Shedrick Davis	7	49	745	15.2	7	70	106.4
Lamar Carroway	7	32	401	12.5	2	70	57.3
Lawrence Williams	7	25	386	15.4	4	66	55.1
Farron Jones	6	16	357	22.3	3	83	59.5
Cole Crook	7	16	193	12.1	1	30	27.6
Nick Julien	7	12	62	5.2	3	15	8.9
D.J. Latino	6	6	42	7.0	0	18	7.0
Zac Barrient	6	4	84	21.0	1	45	14.0
Aurren Cooksey	7	1	13	13.0	0	13	1.9
T. Travis	2	1	7	7.0	0	7	3.5
Johnny Dixon	5	1	6	6.0	0	6	1.2
Total	7	163	2296	14.1	21	83	328.0
Opponents	7	147	1715	11.7	12	70	245.0

Scoring	td	fg	PAT				dxp	saf	pts
			kick	rush	rcv	pass			
Shedrick Davis	7	-	-	-	-	-	-	-	42
Aurren Cooksey	7	-	-	-	-	-	-	-	42
Charles Firmin	-	2-5	33-34	-	-	-	-	-	39
Nick Julien	6	-	-	-	-	-	-	-	36
Lawrence Williams	4	-	-	-	-	-	-	-	24
Lamar Carroway	3	-	-	-	-	-	-	-	18
D'Ondre Joseph	3	-	-	-	-	-	-	-	18
Farron Jones	3	-	-	-	-	-	-	-	18
Johnny Dixon	1	-	-	-	-	-	-	-	6
Zac Barrient	1	-	-	-	-	-	-	-	6
Easton Melancon	1	-	-	-	-	-	-	-	6
Cole Crook	1	-	-	-	-	-	-	-	6
Willie Smith	1	-	-	-	-	-	-	-	6
Mike Collins	1	-	-	-	-	-	-	-	6
Curtis Sebren	-	0-1	5-5	-	-	-	-	-	5
Total	39	2-6	38-39	-	-	-	-	-	278
Opponents	28	2-3	24-25	0-1	-	0-2	-	-	198

Field Goals	fg	pct.	01-19	20-29	30-39	40-49	50-99	lg	blk
Charles Firmin	2-5	40.0	0-0	0-1	1-2	1-2	0-0	40	1
Curtis Sebren	0-1	0.0	0-0	0-1	0-0	0-0	0-0	0	0

FG Sequence	Louisiana College	Opponents
Huntingdon College	-	(25)
Texas College	-	-
Texas Lutheran	(31),28	-
Howard Payne	27,41	35
Hardin-Simmons	-	-
Sul Ross St.	-	-
Belhaven	37,(40)	(24)

Punt Returns	no.	yds	avg	td	lg
Lamar Carroway	5	32	6.4	0	17
Jaylen King	1	15	15.0	0	15
Total	6	47	7.8	0	17
Opponents	1	38	38.0	0	38

Interceptions	no.	yds	avg	td	lg
Anthony Hargrave	3	83	27.7	0	44
Lecorey Demease	3	0	0.0	0	0
Doriel Yeager	3	41	13.7	0	21
Willie Smith	2	98	49.0	1	98
Mike Collins	1	88	88.0	1	88
Cade Maxwell	1	0	0.0	0	0
Josh Pickett	1	0	0.0	0	0
Richard Jefferson Jr	1	20	20.0	0	20
Charven Morris	1	0	0.0	0	0
Total	16	330	20.6	2	98
Opponents	10	120	12.0	0	50

Kick Returns	no.	yds	avg	td	lg
Lamar Carroway	17	391	23.0	0	54
Drake Battaglia	3	38	12.7	0	19
Jaylen King	3	61	20.3	0	23
Wade Bailey	2	13	6.5	0	10
T. Travis	1	18	18.0	0	18
Arlandrian Martin	1	32	32.0	0	32
Total	27	553	20.5	0	54
Opponents	33	731	22.2	1	89

Fumble Returns	no.	yds	avg	td	lg
Josh Pickett	1	16	16.0	0	16
Total	1	16	16.0	0	16
Opponents	0	0	0.0	1	0

Total Offense	g	plays	rush	pass	total	avg/g
Easton Melancon	6	302	-68	2112	2044	340.7
Aurren Cooksey	7	152	805	0	805	115.0
D'Ondre Joseph	5	59	184	184	368	73.6
Nick Julien	7	29	101	0	101	14.4
Drake Battaglia	5	4	33	0	33	6.6
Donyell Young	2	7	28	0	28	14.0
Johnny Dixon	5	1	4	0	4	0.8
Lamar Carroway	7	2	2	0	2	0.3
D. Brooks	1	1	-3	0	-3	-3.0
Matthew Guth	6	1	-9	0	-9	-1.5
TEAM	2	4	-51	0	-51	-25.5
Total	7	562	1026	2296	3322	474.6
Opponents	7	544	1183	1715	2898	414.0

Punting	no.	yds	avg	lg	tb	fc	i20	50+	blk
Matthew Guth	24	851	35.5	64	0	7	7	3	0
T. Ryals	3	90	30.0	38	1	0	0	0	0
Curtis Sebren	1	27	27.0	27	0	0	0	0	0
Total	28	968	34.6	64	1	7	7	3	0
Opponents	36	1400	38.9	64	2	2	8	6	0

Kickoffs	no.	yds	avg	tb	ob	retn	net	ydl
Charles Firmin	36	2121	58.9	11	0			
Curtis Sebren	11	629	57.2	3	0			
Total	47	2750	58.5	14	0	22.2	35.5	29
Opponents	35	1953	55.8	7	1	20.5	35.0	30

Numbers in (parentheses) indicate field goal was made.

2016 Defensive Statistics

#	Defensive Leaders	gp	Tackles				Sacks	Pass defense			Fumbles		blkd	
			ua	a	tot	tfl/yds		int-yds	brup	qbh	rcv-yds	ff	kick	saf
32	Ryan DeMattie	7	34	19	53	2.0-7	1.5-7	.	2	.	2-0	.	.	.
5	Orel Ledet Jr	5	28	14	42	2.5-8	.	.	2
11	Josh Pickett	7	19	19	38	.	.	1-0	2	.	2-16	2	.	.
44	Cade Maxwell	7	14	21	35	8.5-52	4.5-41	1-0	1
15	Anthony Hargrave	7	20	15	35	1.5-7	1.0-6	3-83	1	.	1-0	.	.	.
16	Willie Smith	7	23	8	31	.	.	2-98	3
23	Mike Collins	7	14	11	25	0.5-0	.	1-88	1
42	Kedrick Vance	7	9	12	21	5.5-31	4.0-28	1	.	.
22	Doriel Yeager	7	15	6	21	2.0-3	.	3-41	3
27	Rudy Johnson	6	10	11	21
28	Anthony Dorsey	7	13	8	21	2.0-7
98	Deandre Cotton	7	11	9	20	2.5-6	1.0-5	1	.	.
26	Charven Morris	7	13	6	19	1.0-4	.	1-0	5	.	.	1	.	.
2	Lecorey Demease	7	14	3	17	0.5-1	.	3-0	8	.	1-0	1	.	.
36	Rawlin Guillory	7	4	12	16
95	Jesse Provost	7	9	6	15	2.5-13	2.0-8
67	Steven Dye	7	8	7	15	3.5-16	3.0-15	.	.	.	1-0	.	.	.
21	Richard Jefferson Jr	4	11	4	15	.	.	1-20
13	Quinton Thibodeaux	6	4	10	14	0.5-2
40	Terrence Lollis	5	5	4	9	1.0-4
96	Andre Marshall	5	3	5	8	1.5-6	1.5-6
31	Brian Jordan	5	2	6	8
91	Aaron Celestine	5	5	2	7	2.0-3	2.0-3
55	Tyler Radley	6	2	5	7	1.5-4
18	Arlandrian Martin	4	5	1	6
92	Jacob Plache	3	1	3	4	0.5-4	0.5-4	1	.	.
85	Jaylen King	5	2	1	3
24	Nick Julien	7	.	3	3
93	Bryeson Davis	2	1	1	2	1.0-1
82	Lewis Brooks	2	.	2	2
94	Lakendrick Robinson	4	.	2	2	0.5-3	0.5-3	.	.	.	1-0	.	.	.
29	Stefon McElveen	5	1	1	2
33	Cayden Maloney	5	.	2	2
34	Trey Turner	5	.	1	1	.	.	.	1
43	D. Jones	1	1	.	1
37	L. Porter	1	1	.	1
17	Brandon Battles	6	1	.	1
97	Maleek Grant	1	.	1	1
20	Johnny Dixon	5	.	1	1
88	T. Travis	2	.	1	1
47	T. Ausama	1	1	.	1
4	D'Ondre Joseph	5	1	.	1
6	Cole Crook	7	1	.	1
38	Curtis Sebren	4	1	.	1
7	Easton Melancon	6	1	.	1
25	Aurren Cooksey	7	1	.	1
10	Lamar Carroway	7	1	.	1
Total		7	310	243	553	43-182	21-126	16-330	29	.	8-16	7	.	.
Opponents		7	264	316	580	41-173	16-74	10-120	31	1	11-0	6	2	.

2016 Superlatives

LC Individual Game Highs

Rushes	31	Aurren Cooksey vs Belhaven (Oct 22, 2016)
Yards Rushing	201	Aurren Cooksey vs Howard Payne (Oct. 1, 2016)
TD Rushes	2	Aurren Cooksey vs Huntingdon College (Sep 03, 2016)
	2	D'Ondre Joseph at Texas College (Sep 10, 2016)
	2	Aurren Cooksey vs Howard Payne (Oct. 1, 2016)
Long Rush	80	Aurren Cooksey vs Howard Payne (Oct. 1, 2016)
Pass attempts	63	Easton Melancon vs Hardin-Simmons (Oct 08, 2016)
Pass completions	33	Easton Melancon vs Hardin-Simmons (Oct 08, 2016)
Yards Passing	431	Easton Melancon vs Huntingdon College (Sep 03, 2016)
TD Passes	5	Easton Melancon vs Huntingdon College (Sep 03, 2016)
	5	Easton Melancon vs Texas Lutheran (Sep 17, 2016)
Long Pass	83	Easton Melancon vs Belhaven (Oct 22, 2016)
Receptions	14	Shedrick Davis vs Hardin-Simmons (Oct 08, 2016)
Yards Receiving	170	Shedrick Davis vs Texas Lutheran (Sep 17, 2016)
TD Receptions	2	Shedrick Davis vs Huntingdon College (Sep 03, 2016)
	2	Shedrick Davis vs Texas Lutheran (Sep 17, 2016)
	2	Lawrence Williams vs Texas Lutheran (Sep 17, 2016)
Long Reception	83	Farron Jones vs Belhaven (Oct 22, 2016)
Field Goals	1	Charles Firmin vs Texas Lutheran (Sep 17, 2016)
	1	Charles Firmin vs Belhaven (Oct 22, 2016)
Long Field Goal	40	Charles Firmin vs Belhaven (Oct 22, 2016)
Punts	6	Matthew Guth vs Belhaven (Oct 22, 2016)
Punting Avg	42.5	Matthew Guth at Sul Ross St. (Oct 15, 2016)
Long Punt	64	Matthew Guth vs Belhaven (Oct 22, 2016)
Punts inside 20	3	Matthew Guth vs Huntingdon College (Sep 03, 2016)
Long Punt Return	17	Lamar Carroway vs Huntingdon College (Sep 03, 2016)
Long Kickoff Return	54	Lamar Carroway at Sul Ross St. (Oct 15, 2016)
Tackles	14	Ryan DeMattie vs Belhaven (Oct 22, 2016)
Sacks	1.5	Ryan DeMattie at Texas College (Sep 10, 2016)
	1.5	Andre Marshall at Texas College (Sep 10, 2016)
Tackles For Loss	2.0	Ryan DeMattie at Texas College (Sep 10, 2016)
	2.0	Kedrick Vance vs Texas Lutheran (Sep 17, 2016)
	2.0	Orel Ledet Jr vs Hardin-Simmons (Oct 08, 2016)
	2.0	Doriel Yeager at Sul Ross St. (Oct 15, 2016)
	2.0	Cade Maxwell at Sul Ross St. (Oct 15, 2016)
Interceptions	2	Anthony Hargrave at Texas College (Sep 10, 2016)
	2	Doriel Yeager vs Belhaven (Oct 22, 2016)

LC Team Game Highs

Rushes	47	vs Belhaven (Oct 22, 2016)
Yards Rushing	247	vs Belhaven (Oct 22, 2016)
Yards Per Rush	5.9	vs Huntingdon College (Sep 03, 2016)
TD Rushes	4	at Texas College (Sep 10, 2016)
	4	vs Belhaven (Oct 22, 2016)
Pass attempts	63	vs Hardin-Simmons (Oct 08, 2016)
Pass completions	33	vs Hardin-Simmons (Oct 08, 2016)
Yards Passing	431	vs Huntingdon College (Sep 03, 2016)
Yards Per Pass	12.4	vs Texas Lutheran (Sep 17, 2016)
TD Passes	5	vs Huntingdon College (Sep 03, 2016)
	5	vs Texas Lutheran (Sep 17, 2016)
Total Plays	102	vs Hardin-Simmons (Oct 08, 2016)
Total Offense	614	vs Huntingdon College (Sep 03, 2016)
Yards Per Play	8.4	vs Texas Lutheran (Sep 17, 2016)
Points	58	vs Texas Lutheran (Sep 17, 2016)
Sacks By	5	at Texas College (Sep 10, 2016)
	5	vs Belhaven (Oct 22, 2016)
First Downs	30	vs Howard Payne (Oct. 1, 2016)
Penalties	9	at Texas College (Sep 10, 2016)
Penalty Yards	107	vs Huntingdon College (Sep 03, 2016)
Turnovers	5	vs Huntingdon College (Sep 03, 2016)
	5	vs Hardin-Simmons (Oct 08, 2016)
Interceptions By	6	at Texas College (Sep 10, 2016)
Punts	6	vs Belhaven (Oct 22, 2016)
Punting Avg	42.5	at Sul Ross St. (Oct 15, 2016)
Long Punt	64	vs Belhaven (Oct 22, 2016)
Punts inside 20	3	vs Huntingdon College (Sep 03, 2016)
Long Punt Return	17	vs Huntingdon College (Sep 03, 2016)

Opponent Individual Game Highs

Rushes	27	M. Barrolle, vs Texas Lutheran (Sep 17, 2016)
Yards Rushing	117	M. Barrolle, vs Texas Lutheran (Sep 17, 2016)
TD Rushes	3	Tre Scallion, vs Texas Lutheran (Sep 17, 2016)
Long Rush	57	S. Mapp, at Texas College (Sep 10, 2016)
Pass attempts	75	H. Mceachern, vs Belhaven (Oct 22, 2016)
Pass completions	44	H. Mceachern, vs Belhaven (Oct 22, 2016)
Yards Passing	437	H. Mceachern, vs Belhaven (Oct 22, 2016)
TD Passes	4	H. Mceachern, vs Belhaven (Oct 22, 2016)
Long Pass	70	H. Mceachern, vs Belhaven (Oct 22, 2016)
Receptions	12	Lamiqu. Roberts, vs Belhaven (Oct 22, 2016)
Yards Receiving	155	Otis Porter, vs Huntingdon College (Sep 03, 2016)
TD Receptions	2	Otis Porter, vs Huntingdon College (Sep 03, 2016)
	2	Darien Thomas, vs Belhaven (Oct 22, 2016)
Long Reception	70	Darien Thomas, vs Belhaven (Oct 22, 2016)
Field Goals	1	Chase Young, vs Huntingdon College (Sep 03, 2016)
	1	Alonso Acosta, vs Belhaven (Oct 22, 2016)
Long Field Goal	25	Chase Young, vs Huntingdon College (Sep 03, 2016)
Punts	7	Stephen Slater, at Sul Ross St. (Oct 15, 2016)
Punting Avg	47.6	Nico Francino, vs Hardin-Simmons (Oct 08, 2016)
Long Punt	64	Nico Francino, vs Hardin-Simmons (Oct 08, 2016)
Punts inside 20	2	Nico Francino, vs Hardin-Simmons (Oct 08, 2016)
	2	H. Mceachern, vs Belhaven (Oct 22, 2016)
Long Punt Return	38	Wesley Moss, at Sul Ross St. (Oct 15, 2016)
Long Kickoff Return	89	Alex Bell, vs Hardin-Simmons (Oct 08, 2016)
Tackles	14	A. Long, at Texas College (Sep 10, 2016)
	14	Darian Candler, vs Texas Lutheran (Sep 17, 2016)
	14	Cory Ward, vs Hardin-Simmons (Oct 08, 2016)
Sacks	2.0	Tam Cortez, vs Hardin-Simmons (Oct 08, 2016)
Tackles For Loss	2.5	Brand. Stephens, vs Texas Lutheran (Sep 17, 2016)
	2.5	Derek O'Neal, vs Belhaven (Oct 22, 2016)
Interceptions	2	Anthony Wood, vs Huntingdon College (Sep 03, 2016)
	2	Phillip Fuentes, vs Hardin-Simmons (Oct 08, 2016)

Opponent Team Game Highs

Rushes	52	vs Huntingdon College (Sep 03, 2016)
Yards Rushing	291	vs Texas Lutheran (Sep 17, 2016)
Yards Per Rush	5.7	vs Belhaven (Oct 22, 2016)
TD Rushes	4	vs Huntingdon College (Sep 03, 2016)
	4	vs Texas Lutheran (Sep 17, 2016)
Pass attempts	75	vs Belhaven (Oct 22, 2016)
Pass completions	44	vs Belhaven (Oct 22, 2016)
Yards Passing	437	vs Belhaven (Oct 22, 2016)
Yards Per Pass	10.8	vs Huntingdon College (Sep 03, 2016)
TD Passes	4	vs Belhaven (Oct 22, 2016)
Total Plays	106	vs Belhaven (Oct 22, 2016)
Total Offense	619	vs Huntingdon College (Sep 03, 2016)
Yards Per Play	6.8	vs Huntingdon College (Sep 03, 2016)
Points	52	vs Huntingdon College (Sep 03, 2016)
Sacks By	7	vs Hardin-Simmons (Oct 08, 2016)
First Downs	35	vs Belhaven (Oct 22, 2016)
Penalties	14	at Sul Ross St. (Oct 15, 2016)
Penalty Yards	125	vs Belhaven (Oct 22, 2016)
Turnovers	6	at Texas College (Sep 10, 2016)
	6	vs Texas Lutheran (Sep 17, 2016)
Interceptions By	4	vs Huntingdon College (Sep 03, 2016)
Punts	7	vs Howard Payne (Oct. 1, 2016)
	7	at Sul Ross St. (Oct 15, 2016)
Punting Avg	47.6	vs Hardin-Simmons (Oct 08, 2016)
Long Punt	64	vs Hardin-Simmons (Oct 08, 2016)
Punts inside 20	2	vs Howard Payne (Oct. 1, 2016)
	2	vs Hardin-Simmons (Oct 08, 2016)
	2	vs Belhaven (Oct 22, 2016)
Long Punt Return	38	at Sul Ross St. (Oct 15, 2016)

WEEK #1

Huntingdon College 52, LC 49

Sept. 3, 2016 • Pineville, LA

With less than two minutes to go in the fourth quarter senior quarterback Easton Melancon connected with Lawrence Williams on a 13-yard slant pass to pull the Wildcats within three of the visiting Hawks 52-49.

On the ensuing kickoff Charles Firmin got the perfect bounce on the outside kick and it was recovered by Ryan DeMattie, to give the ball back to the home team.

Melancon completed a 12-yard pass to Shedrick Davis to move the ball into Huntingdon territory. Two plays later though the Hawks middle linebacker would step in front of a pass and take it the other way to essentially seal the victory for the road team.

Melancon threw for 431 yards and five touchdowns in the game, his yardage moved him into second place all-time in school history for passing yards in a career.

Aurren Cooksey led the rushing attack with 139 yards on 21 carries and two scores and Shedrick Davis led the receivers with 10 catches for 148 yards and two touchdowns.

Score by Quarters	1	2	3	4	Final
Huntingdon College	7	28	10	7	52
Louisiana College	7	14	14	14	49

Scoring Summary

	HC	LC
HC - Porter 34-yd pass from Bailey (Young kick), 9:25 (1)	7	0
LC - Cooksey 1-yd run (Firmin kick), 6:54 (1)	7	7
HC - Taylor 8-yd run (Young kick), 14:24 (2)	14	7
HC - Iwaniec 18-yd run (Young kick), 6:31 (2)	21	7
LC - Davis 5-yd pass from Melancon (Firmin kick) 4:23 (2)	21	14
HC - Bailey 12-yd run (Young kick) 3:04 (2)	28	14
LC - Jones 54-yd pass from Melancon (Firmin kick) 1:21 (2)	28	21
HC - Bailey 1-yd run (Young kick) 0:12 (2)	35	21
HC - Young 25-yd field goal, 10:58 (3)	38	21
LC - Barrient 26-yd pass from Melancon (Firmin kick) 8:00 (3)	38	28
HC - Haas 40-yd pass from Bailey (Young kick) 4:37 (3)	45	28
LC - Davis 24-yd pass from Melancon (Firmin kick) 2:15 (3)	45	35
LC - Cooksey 28-yd run (Firmin kick) 11:08 (4)	45	42
HC - Porter 68-yd pass from Bailey (Young kick), 5:30 (4)	52	42
LC - Williams 13-yd pass from Melancon (Firmin kick), 1:44 (4)	52	49

HC	Statistics	LC
30	First Downs	27
196	Rushing Yards	183
423	Passing Yards	431
24-39-0	Pass Attempts-Completions-Int.	25-48-4
91-619	Plays-Total Offense	79-614
3-3	Fumbles-Lost	1-1
0-0	Punt Returns-Yards	2-34
2-32	Kick Returns-Yards	7-153
4-35	Interception Returns-Yards	0-0
5-44.6	Punts-Average	4-42.0
4-32	Penalties-Yards	8-107
34:01	Time of Possession	25:59
0-0	Sack By-Yards Lost	2-9

RUSHING: LC-A. Cooksey 10-85; B. Sylve 1-11; Cegielski 1-7; D. Sylve 3-(-4); E. Melancon 6-(-33). **HC**-John Iwaniec 15-179; Jay Ware 13-77; Vic Jerald 8-58; Lorenzo James 12-40; Luke Bailey 7-38.

PASSING: LC-E. Melancon 22-30-0-230; D. Joseph 1-1-0-14. **HC**-Luke Bailey 13-19-0-260.

RECEIVING: LC-L. Gardner 5-64; J. Dunbar 5-27; C. Crook 4-40; D. Sylve 4-17; F. Jones 3-42; K. Bieniemy 1-40; Z. Barrient 1-14. **HC**-Nick Haas 4-96; J. Steele 2-42; Willie Coleman 2-25; Blake Malter 2-16; Jamichael Bibb 1-59; Jay Ware 1-13; Mark White 1-9.

WEEK #2

LC 49, Texas College 18

Sept. 10, 2016 • Tyler, TX

D'Ondre Joseph made the start a quarterback due to an injury in week one to starter Easton Melancon. Once Joseph settled into the game he performed well, accounting for four total touchdowns in the game, two rushing and two passing.

One week after five turnovers doomed LC against Huntingdon, the Wildcats turned the tables on Texas College with a total of six interceptions from five different players. Anthony Hargrave picked off two passes that set up the offense inside the 10 yard line both times and Mike Collins returned an interception 88-yards for a Wildcat score.

In the second half the Wildcats scored touchdowns on three out of their five possessions including Collins' 88-yard interception return. The defense shined throughout the game shutting out the Steers in the first half, and holding them to just 79 yards of total offense.

D'Ondre Joseph led the offense with over 200 all-purpose yards and four touchdowns. Aurren Cooksey carried the ball 12 times for 76 yards and a score and Shed Davis caught four passes for 42 yards.

Ryan DeMattie led the team in tackles with eight total including 1.5 sacks and 2.0 tackles for loss. Orel Ledet Jr. finished with six tackles in the game.

Score by Quarters	1	2	3	4	Final
Louisiana College	7	14	14	14	49
Texas College	0	0	12	6	18

Scoring Summary

	LC	TC
LC - Joseph 3-yd run (Firmin kick), 3:07 (1)	7	0
LC - Joseph 10-yd run (Firmin kick), 11:52 (2)	14	0
LC - Williams 8-yd pass from Joseph (Firmin kick), 0:12 (2)	21	0
LC - Julien 5-yd pass from Joseph (Firmin kick), 11:59 (3)	28	0
TC - Hill 14-yd pass from Stell (Stell rush failed), 09:14 (3)	28	6
LC - Cooksey 15-yd run (Firmin kick), 6:26 (3)	35	6
TC - Burns 1-yd run (Stell pass failed), 2:58 (3)	35	12
LC - Collins 88-yd interception return (Firmin kick) 14:10 (4)	42	12
HC - Julien 4-yd run (Firmin kick), 11:13 (4)	42	18
TC - Mapp 57-yd run (Mapp pass failed) 7:19 (4)	49	18

LC	Statistics	TC
19	First Downs	20
146	Rushing Yards	117
171	Passing Yards	239
16-25-1	Pass Attempts-Completions-Int.	21-43-6
66-317	Plays-Total Offense	70-356
3-2	Fumbles-Lost	0-0
1-(-10)	Punt Returns-Yards	0-0
4-40	Kick Returns-Yards	5-94
6-211	Interception Returns-Yards	1-0
4-27.8	Punts-Average	6-32.8
9-86	Penalties-Yards	11-116
25:59	Time of Possession	34:01
5-23	Sack By-Yards Lost	2-9

RUSHING: LC-Aurren Cooksey 12-72; D'Ondre Joseph 14-51; Donyell Young 7-28; Nick Julien 5-18; Darian Brooks 1-(-3); TEAM 2-(-20). **TC**-JSantonio Mapp 11-69; Phillip Callier 7-19; Sean Stell 1-14; Eldrick English 2-7; Corey Sherman 2-4; Geangelo Burns 3-3; Jude St. Julien 1-1.

PASSING: LC-D'Ondre Joseph 16-25-1-171. **TC**-Sean Stell 15-28-3-193; Santonio Mapp 6-15-3-46.

RECEIVING: LC-Shedrick Davis 4-42; Lawrence Williams 4-33; Farron Jones 2-42; Lamar Carroway 1-15; Aurren Cooksey 1-13; D.J. Latino 1-9; Zac Barrient 1-8; Nick Julien 1-5; Cole Crook 1-4. **TC**-Myles Hill 6-88; Phillip Callier 5-38; Bradford Lewis 4-43; Curtez Griffin 2-14; Santonio Mapp 1-21; Robert Woodard 1-19; Geangelo Burns 1-17; Corey Sherman 1-(-1).

WEEK #3

LC 58, Texas Lutheran 28

Sept. 17, 2016 • Pineville, LA

The Wildcats were able take advantage of six Bulldog turnovers and some fortuitous bounces of the football, to take a 58-28 win and improve to 2-1 on the season.

With LC down 7-3 after Shed Davis produced a 60-yard catch and run for his first score of the night and then mid-way through the second quarter corner back Willie Smith intercepted a TLU pass off of a deflection and returned it 98-yards for a touchdown, giving LC a 16-7 lead.

LC scored two touchdowns in the final four minutes of the first half, a 61-yard touchdown catch off of a deflection that fell right to Lawrence Williams and a Lamar Carroway 6-yard run on an end around with 0:43 seconds left in the half and LC would lead 30-14 at the break.

The Wildcats wouldn't look back from there as Easton Melancon had his second 400 yard five touchdown game of the season and Shed Davis was named to the D3football.com Team of the Week after his eight catches for 170 yards and two scores.

Score by Quarters	1	2	3	4	Final
Texas Lutheran	7	7	7	7	28
Louisiana College	9	21	14	14	58

Scoring Summary	TLU	LC
LC - C. Firmin 31-yd field goal, 7:30 (1)	0	3
TLU - Scallion 1-yd run (Brown kick), 4:33 (1)	7	3
LC - Davis 60-yd pass from Melancon (Firmin kick blocked), 3:44 (1)	7	9
LC - Smith 98-yd interception (Firmin kick), 7:27 (2)	7	16
TLU - Scallion 2-yd run (Brown kick), 4:46 (2)	14	16
LC - Williams 61-yd pass from Melancon (Firmin kick), 3:50 (2)	14	23
LC - Carroway 6-yd run (Firmin kick), 0:43 (2)	14	30
LC - Carroway 25-yd pass from Melancon (Sebren kick) 10:58 (3)	14	37
LC - Williams 18-yd pass from Melancon (Sebren kick), 5:28 (3)	14	44
TLU - Scallion 29-yd run (Brown kick), 3:27 (3)	21	44
LC - Davis 42-yd pass from Melancon (Sebren kick) 13:38 (4)	21	51
LC - Cooksey 74-yd run (Sebren kick), 7:56 (4)	21	58
TLU - Grona 22-yd run (Brown kick), 4:02 (4)	28	58

TLU	Statistics	LC
21	First Downs	21
291	Rushing Yards	183
210	Passing Yards	421
20-34-2	Pass Attempts-Completions-Int.	23-34-0
85-501	Plays-Total Offense	72-604
5-4	Fumbles-Lost	3-2
0-0	Punt Returns-Yards	1-15
7-227	Kick Returns-Yards	5-98
0-0	Interception Returns-Yards	2-98
3-42.7	Punts-Average	3-33.0
6-55	Penalties-Yards	5-52
32:14	Time of Possession	27:46
1-22	Sack By-Yards Lost	2-16

RUSHING: TLU-Marquis Barrolle 27-117; Tre Scallion 13-112; Kyle Grona 6-61; Ian Leslie 2-10; Zach Galindo 3-(-9). **LC**-Aurren Cooksey 19-118; D'Ondre Joseph 6-33; Nick Julien 9-30; Lamar Carroway 1-6; Easton Melancon 2-5; Matthew Guth 1-(-9).

PASSING: TLU-Zach Galindo 14-23-1-161; Kyle Grona 6-11-1-49. **LC**-Easton Melancon 22-33-0-414; D'Ondre Joseph 1-1-0-7

RECEIVING: TLU-Marquis Barrolle 7-79; Jekovan Holmes 5-50; J.B. Brown 5-44; Tre Scallion 1-19; Ian Leslie 1-12; Tri-Rice Van Buren 1-6. **LC**-Shedrick Davis 8-170; Lawrence Williams 4-116; Lamar Carroway 4-46; Farron Jones 2-60; D.J. Latino 2-13; Cole Crook 1-8; Travon Travis 1-7; Nick Julien 1-1.

WEEK #4

LC 35, Howard Payne 7

Oct. 1, 2016 • Pineville, LA

With one minute remaining in the first quarter when Easton Melancon, who struggled with accuracy throughout the entire game, found Farron Jones for a 13-yard touchdown to give LC a 7-0 lead. After a Howard Payne punt pinned the Wildcats inside their own 5-yard line, LC got their first of two long touchdown scores in the game when Shed Davis caught the ball along the sideline, broke a tackle, and raced in for a 70-yard touchdown, the longest touchdown pass this season.

After the Wildcat defense forced their second turnover of the game, the offense turned the ball over on downs again at the HPU 40-yard line that led to the Yellow Jackets only touchdown drive of the game ending with a 6-yard rush by Shannon Warren to cut the LC lead in half at 14-7.

In the second half the Wildcat defense continued to dominate only allowing Howard Payne to gain 47 yards of offense. The defense continued their trend of takeaways, adding three more to their ASC leading 15 on the season. Lecorey Demease led the charge with an interception, his second of the year, and a fumble recovery. Anthony Hargrave also picked off third pass of the season in the game.

With just 35 seconds left in the third quarter, after a Yellow Jacket missed field goal, Aurren Cooksey took the first play 80 yards for his longest rush of the season and his fifth touchdown of the year. Cooksey added another score mid-way through the fourth quarter to extend the Wildcats lead to 28-7. The senior from North DeSoto High School, rushed for a career high 201 yards on 24 carries, and moved into third place in Wildcats football history in career rushing attempts and became the third player since the year 2000 to rush for more than 2,000 yards in a career.

Melancon threw for 366 yards and two touchdowns and Cooksey ran for 201 yards and two scores. Lamar Carroway led all receivers with eight catches for 104 yards and Cade Maxwell led the Wildcats in tackles with six and Lecorey Demease was named ASC Defensive Player of the Week after an interception, forced fumble, fumble recovery, and a pass breakup in the game.

Score by Quarters	1	2	3	4	Final
Howard Payne	0	7	0	0	7
Louisiana College	7	7	7	14	35

Scoring Summary	HPU	LC
LC - Jones 13-yd pass from Melancon (Firmin kick), 1:04 (1)	0	7
LC - Davis 70-yd pass from Melancon (Firmin kick), 6:00 (2)	0	14
HPU - Warren 6-yd run (Disney kick), 1:23 (2)	7	14
LC - Cooksey 80-yd run (Firmin kick), 0:35 (3)	7	21
LC - Cooksey 3-yd run (Firmin kick), 7:28 (4)	7	28
LC - Julien 1-yd run (Firmin kick), 2:27 (4)	7	35

HPU	Statistics	LC
10	First Downs	30
110	Rushing Yards	195
65	Passing Yards	366
22-8-2	Pass Attempts-Completions-Int.	48-28-1
60-175	Plays-Total Offense	86-561
1-1	Fumbles-Lost	3-2
0-0	Punt Returns-Yards	2-8
6-57	Kick Returns-Yards	1-23
1-50	Interception Returns-Yards	2-0
7-35.7	Punts-Average	3-30.0
5-25	Penalties-Yards	5-40
29:25	Time of Possession	30:35
6-35	Sack By-Yards Lost	2-11

RUSHING: HPU-Caisson Montieth 13-41; Ivy Smith 7-25; Shannon Warren 11-23; Brandon Fisk 2-12; Trey Potter 1-4; Aroldo Nandin 2-4; Ezekiel Jordan 2-1. **LC**-Aurren Cooksey 24-201; Nick Julien 7-31; Easton Melancon 7-(-37).

PASSING: HPU-Caisson Montieth 8-18-2-65; Trey Potter 0-4-0-0. **LC**-Easton Melancon 28-48-1-366

RECEIVING: HPU-Aroldo Nandin 2-21; Ivy Smith 1-20; Gage Haley 1-9; Balentin Carranco 1-7; Austin Bauman 1-6; Eric Haverstock 1-1; Shannon Warren 1-1. **LC**-Lamar Carroway 8-104; Lawrence Williams 6-40; Farron Jones 5-77; Shedrick Davis 2-79; Cole Crook 2-44; Nick Julien 2-15; D.J. Latino 2-2; Zac Barrient 1-5..

WEEK #5

Hardin-Simmons 42, LC 21

Oct. 8, 2016 • Pineville, LA

It wasn't until the second play of the second quarter that the Cowboys were able to break through on a 52-yard catch and run for a touchdown and a 7-0 lead. After a Wildcat punt on their next possession, the Cowboys took the ball down the field in 11 play touchdown drive that ended in a 1-yard scoring run on fourth down and goal. The Wildcats would respond right away with a long touchdown drive of their own, going 65 yards in 12 plays to cut the HSU lead in half on a 5-yard touchdown pass to Nick Julien.

To start the second half the LC offense put together an impressive drive for what looked as if it would be a game tying touchdown, but the turnover bug bit LC by way of a fumble inside the HSU 5 yard line. On the Wildcats next possession an errant snap over the head of punter Matthew Guth was recovered in the endzone for a touchdown giving HSU a 21-7 lead.

After another Cowboys touchdown gave them a 28-7 lead, the Wildcats responded with a 70-yard catch and run by Lamar Carroway, only to be countered by the Cowboys with an 89-yard kick return for a touchdown to steal the momentum back push the score to 35-14 with 12 minutes remaining in the game.

Down 42-14, the Wildcats got their final score of the night on a 9 play drive that ended in a spectacular one-handed catch by Shed Davis in the corner of the endzone. Davis's touchdown catch was his 14th of the game, which tied the Louisiana College school record for receptions in a single game, now shared between Davis and Taylor Huffman who had 14 catches in one game against Hardin-Simmons in 2007.

Melancon finished the night with his third 350+ yard passing effort of the season and ninth of his career, Cooksey finished just shy of his third straight 100 yard game, and both Davis and Lamar Carroway had over 100 yards receiving. Orel Ledet, Jr. led the Wildcat defense with 11 tackles including 2.0 tackles for loss.

Score by Quarters	1	2	3	4	Final
Hardin-Simmons	0	14	7	21	42
Louisiana College	0	7	0	14	21

Scoring Summary

	HSU	LC
HSU - Hemphill 52-yd pass from Breton (Smith kick), 14:42 (2)	7	0
HSU - Williams 1-yd run (Smith kick), 5:58 (2)	14	0
LC - Julien 5-yd pass from Melancon (Firmin kick), 3:06 (2)	14	7
HSU - Martin 0-yd fumble recovery (Smith kick), 6:35 (3)	21	7
HSU - Childress 2-yd run (Smith kick), 13:18 (3)	28	7
LC - Carroway 70-yd pass from Melancon (Firmin kick), 12:28 (4)	28	14
HSU - Bell 89-yd kickoff return (Smith kick), 12:14 (4)	35	14
HSU - Martin 5-yd pass from Breton (Smith kick), 9:44 (4)	42	14
LC - Davis 12-yd pass from Melancon (Firmin kick), 7:36 (4)	42	21

HSU	Statistics	LC
15	First Downs	28
178	Rushing Yards	6
152	Passing Yards	377
10-18-1	Pass Attempts-Completions-Int.	33-63-2
63-330	Plays-Total Offense	108-383
0-0	Fumbles-Lost	3-3
0-0	Punt Returns-Yards	0-0
4-157	Kick Returns-Yards	4-85
2-27	Interception Returns-Yards	1-0
5-47.6	Punts-Average	4-33.5
5-54	Penalties-Yards	8-65
25:41	Time of Possession	34:19
7-52	Sack By-Yards Lost	3-31

RUSHING: HSU-Jquan Hemphill 17-112; Shaun Williams 10-50; Luke Bishop 3-8; Reese Childress 2-5; Garrett Martin 2-4; Ryan Breton 8-3; Travis Wilde 1-2; Weston Garner 1-(-2); TEAM 1-(-4) LC-Aurren Cooksey 24-82; Nick Julien 1-1; D'Ondre Joseph 2-0; TEAM 2-(-31); Easton Melancon 10-(-46).

PASSING: HSU-Ryan Breton 9-16-1-149; Weston Garner 1-2-0-3; Luke Bishop 0-0-0-0. LC-Easton Melancon 33-63-2-377.

RECEIVING: HSU-Garrett Martin 6-86; Reese Childress 2-17; Jaquan Hemphill 1-52; Alex Bell 1-(-3). LC-Shedrick Davis 14-145; Lamar Carroway 7-114; Cole Crook 6-53; Lawrence Williams 3-43; Farron Jones 2-17; Nick Julien 1-5.

WEEK #6

Sul Ross State 21, LC 14

Oct. 15, 2016 • Alpine, TX

For the second week in a row the Wildcats first possession of the game ended with an interception, when an Easton Melancon pass was batted into the air and fell into the hands of a Lobos linebacker. On their second possession of the game Sul Ross put together their most impressive drive, going 63 yards in 11 plays that ended with a 2-yard touchdown run and gave the Lobos the lead with just over two minutes remaining in the first quarter.

Down two scores, just before the half, the Wildcats put together what looked to be their best drive of the game to that point, but, a fumble inside the opponents 5-yard line ended the promising drive. Instead of going into half down by one touchdown the Wildcats went into the break down 14-0.

To start the second half the Wildcat defense forced the Lobos to punt which led to LC's first scoring drive of the game when Easton Melancon found Shedrick Davis in the end zone for an 8-yard score to cut the lead in half at 14-7 with eight minutes left in the third quarter.

Down two scores at 21-7 the Wildcats had an opportunity to cut into the Lobos lead but another turnover in the red zone ended another promising drive for LC, this time an interception at the Sul Ross eight yard line.

The Wildcats were finally able to punch it in from 2-yards when Nick Julien found the end zone but, time was not on the Wildcats side at that point with only 2:22 left in the game. After a failed onside kick recovery, the Lobos were able to run out the clock and secure the victory.

Easton Melancon finished the game with a season low 234 yards on 20 of 50 completions and two interceptions, the tough Sul Ross defense held Aurren Cooksey to 61 yards on 21 carries. Shedrick Davis was able to go over 100 yards receiving for the fifth time this season with seven catches for 121 yards and a touchdown. Ryan DeMattie led the team with eight total tackles and Orel Ledet, Jr. Anthony Hargrave and Willie Smith each contributed seven tackles in the game.

Score by Quarters	1	2	3	4	Final
Louisiana College	0	0	7	7	14
Sul Ross State	7	7	0	7	21

Scoring Summary

	LC	SRSU
SRSU - Schilhab 2-yd run (Cruz kick), 2:42 (1)	0	7
SRSU - Lopez 11-yd pass from Davis (Cruz kick), 6:54 (2)	0	14
LC - Davis 8-yd pass from Melancon (Firmin kick), 8:48 (3)	7	14
SRSU - Savedra 20-yd pass from Reed (Cruz kick), 13:37 (4)	7	21
LC - Julien 2-yd run (Firmin kick), 2:22 (4)	14	21

LC	Statistics	SRSU
20	First Downs	22
66	Rushing Yards	113
234	Passing Yards	189
20-50-2	Pass Attempts-Completions-Int.	20-35-0
76-300	Plays-Total Offense	69-302
1-1	Fumbles-Lost	0-0
0-0	Punt Returns-Yards	1-38
2-79	Kick Returns-Yards	1-11
0-0	Interception Returns-Yards	2-8
4-42.5	Punts-Average	7-34.4
8-100	Penalties-Yards	14-110
30:57	Time of Possession	29:03
2-11	Sack By-Yards Lost	0-0

RUSHING: SRSU-Adrian Smith 8-44; Jeremy Schilhab 6-21; Jordan Batson 9-20; James Davis 7-12; Trelen Norton 1-10; Byron Jones 1-9; TEAM 1-(-1); Dewayne Brown 1-(-2) LC-Aurren Cooksey 21-61; Nick Julien 2-7; Easton Melancon 3-(-2).

PASSING: SRSU-James Davis 19-31-0-169; Paul Rodriguez 0-3-0-0; Jeremy Reed 1-1-0-20. LC-Easton Melancon 20-50-2-234.

RECEIVING: SRSU-Steven Savedra 5-70; Jeremy Reed 3-29; Jordan Batson 3-26; Byron Jones 3-17; Wesley Moss 2-7; Josh Vallejo 1-19; Josh Lopez 1-11; Trelen Norton 1-7; Adrian Smith 1-3. LC-Shedrick Davis 7-121; Lamar Carroway 5-44; Lawrence Williams 3-34; Nick Julien 3-13; Cole Crook 1-16; Johnny Dixon 1-6

WEEK #7

LC 52, Belhaven 30

Oct. 22, 2016 • Pineville, LA

LC used a 21-point third quarter to take control of the game and end the night with a 52-30 home victory.

With a 35-23 lead entering the fourth quarter, LC kept the pressure on the Blazers defense as D'Ondre Joseph scored from 2-yards out on a seven play drive and then a 40-yard field goal by Charles Firmin with 5:48 left in the game to give LC a 45-23 lead. Both teams would add another touchdown before the end of the game, Belhaven on a 24-yard pass and the Wildcats on a 2-yard end around run by Jonathan Dixon.

Quarterback Easton Melancon finished the game 16 of 32 passing for 266 yards with three passing touchdowns and a rushing score. Aurren Cooksey led all rushers with 134 yards and a touchdown on 31 carries. Melancon distributed the ball to seven different receivers in the game with Farron Jones leading the Wildcats with 98 yards on three catches and a touchdown.

The defense shined throughout the majority of the game, with five interceptions, Doriel Yeager had an outstanding game with two interceptions and nine tackles and Ryan DeMattie and Rawlin Guillory both had double digit tackles with 14 and 10 respectively.

Score by Quarters	1	2	3	4	Final
Belhaven	7	13	3	7	30
Louisiana College	7	7	21	17	52

Scoring Summary

	BU	LC
LC - Jones 83-yd pass from Melancon (Firmin kick), 4:42 (1)	0	7
BU - Thomas 70-yd pass from Mceachern (Acosta kick), 4:06 (1)	7	7
BU - Roberts 18-yd pass from Mceachern (Acosta kick), 13:52 (2)	14	7
LC - Crook 9-yd pass from Melancon (Firmin kick), 3:12 (2)	14	14
BU - Daniels 20-yd pass from Mceachern (Acosta kick failed), 0:00 (2)	20	14
LC - Cooksey 1-yd run (Firmin kick), 14:31 (3)	20	21
BU - Acosta 24-yd field goal, 10:05 (3)	23	21
LC - Melancon 1-yd run (Firmin kick), 8:09 (3)	23	28
LC - Julien 15-yd pass from Melancon (Firmin kick), 4:10 (3)	23	35
LC - Joseph 2-yd run (Firmin kick), 10:03 (4)	23	42
LC - Firmin 40-yd field goal, 5:48 (4)	23	45
BU - Thomas 24-yd pass from Mceachern (Acosta kick), 3:48 (4)	30	45
LC - Dixon 4-yd run (Firmin kick), 0:41 (4)	30	52

HSU	Statistics	LC
35	First Downs	23
178	Rushing Yards	247
437	Passing Yards	296
75-44-5	Pass Attempts-Completions-Int.	34-18-0
106-615	Plays-Total Offense	81-543
1-0	Fumbles-Lost	0-0
0-0	Punt Returns-Yards	0-0
8-153	Kick Returns-Yards	4-75
0-0	Interception Returns-Yards	5-21
3-41.0	Punts-Average	6-32.7
11-125	Penalties-Yards	7-85
30:00	Time of Possession	30:00
0-0	Sack By-Yards Lost	5-25

RUSHING: BU- Fredrick Smith 8-81; Octavous Arrington 6-59; Hunter McEachern 15-31; Denarrius Noel 1-7; David D'Angelo 1-0 **LC-** Aurren Cooksey 31-134; D'Ondre Joseph 8-75; Drake Battaglia 4-33; Johnny Dixon 1-4; Nick Julien 1-4; Easton Melancon 1-1; Lamar Carroway 1-(-4).

PASSING: BU- Hunter McEachern 44-75-5-437. **LC-** Easton Melancon 17-33-0-290; D'Ondre Joseph 1-1-0-6.

RECEIVING: BU- LaMiquell Roberts 12-125; Darien Thomas 8-140; Nate Williams 5-34; Jaquay Daniels 4-45; Kevin Shief 4-32; Fredrick Smith 4-25; Octavous Arrington 3-15; Deon Richardson 2-3; Dillon Massingill 1-15; Louis James 1-3. **LC-** Shedrick Davis 4-40; Farron Jones 3-98; Nick Julien 3-16; Cole Crook 3-14; Lawrence Williams 2-75; Lamar Carroway 2-8; Zac Barrient 1-45

WEEK #8

East Texas Baptist University

Oct. 29 • Pineville, LA • 6:00

Location: Marshall, TX

Founded: 1912

Enrollment: 1,200

President: Dr. Blair Blackburn

Athletics Director: Kent Reeves

Conference: American Southwest

Nickname: Tigers

Colors: Navy and Gold

Stadium: Ornelas (3,000)

Head Coach: Scotty Walden

Alma Mater (Year): Sul Ross State, '11

Record at School (Years): 0-0

Overall Record (Years): Same

SID: Adam Ledyard

Office Phone: (903) 923-2129

Home Phone: (903) 407-8320

Office Fax: (903) 934-8115

Press Box Phone: (903) 407-8320

E-Mail: aledyard@etbu.edu

2015 Record: 7-3 (4-1)

Offense: Multiple

Defense: Multiple

Top Returners

Jourdan McNeil	Sr.	RB	521 yards, 9 TD
Garrett Gibson	So.	LB	70 tackles, 11.0 TFL
CJ Johnson	So.	LB	55 tackles, 13.0 TFL, 6.5 sacks
Derrick Ledet	Sr.	WR	247 yards

2016 Schedule

Sept. 3	@Texas Lutheran	W 44-20
Sep. 10	SW Assemblies of God	W 85-23
Sep. 17	Southwestern	W 33-23
Oct. 1	@Belhaven	W 60-47
Oct. 8	*@McMurry	W 67-31
Oct. 15	*Mary Hardin-Baylor	L 22-59
Oct. 22	*Howard Payne	W 76-14
Oct. 29	*@Louisiana College	6pm
Nov. 5	*@Hardin-Simmons	1pm
Nov. 12	*Sul Ross State	1pm

All-Time Series

LC Leads 10-7-1

Last Five Meetings

2011	Pineville	W 31-24
2012	@Marshall, TX	W 29-17
2013	Pineville	W 31-24
2014	Pineville	W 52-49
2015	@Marshall, TX	L 44-34

WEEK #9

McMurry University
Nov. 5 • Abilene, TX • 2:00

Location: Abilene, TX
Founded:
Enrollment: 1,100
President: Dr. Sandra Harper
Athletics Director: Sam Ferguson
Conference: American Southwest
Nickname: War Hawks
Colors: Maroon & White
Stadium: Wilford Moore Stadium (3,550)
Head Coach: Lance Hinson
Alma Mater (Year): North Texas, '96
Record at School (Years): 6-14 (2 years)
Overall Record (Years): 42-68 (11 years)
SID: Dave Beyer
Office Phone: (325) 793-4612
Home Phone: (630) 418-2677
Press Box Phone: (325) 793-4740
E-Mail: beyer.dave@mcm.edu
2015 Reord: 4-6
Offense: Multiple
Defense: 3-3-5
Lettermen Returning/Lost: 35/29
Starters Returning: 2 offense, 7 defense

Top Returners

Matt McHugh	Sr.	QB	2,236 yards, 16 TD
Jamir Bowser	Jr.	DE	24 tackles, 5.0 sacks, 6.5 TFL
Emmanuel Mulumba Jr.		WR	35 rec., 5 TD
Marlon Jackson	Jr.	LB	81 tackles, 7.5 TFL

2016 Schedule

Sept. 10	@Southwestern	L 17-24
Sept. 17	Texas College	W 63-6
Sept. 24	Langston	No Contest
Oct. 1	*@Mary Hardin-Baylor	L 3-66
Oct. 8	*East Texas Baptist	L 31-67
Oct. 15	@Belhaven	W 56-7
Oct. 22	*Sul Ross State	L 21-35
Oct. 29	*@Howard Payne	2pm
Nov. 5	*Louisiana College	2pm
Nov. 12	*@Hardin-Simmons	1pm

All-Time Series

LC Leads 9-4

Last Five Meetings

2008	@Abilene, TX	W 17-14
2009	Pineville	W 55-13
2010	@Abilene, TX	W 35-32
2011	Pineville	L 49-28
2015	Pineville	W 28-15

WEEK #10

University of Mary Hardin-Baylor
Nov. 12 • Belton, TX • 1:00

Location: Belton, TX
Founded: 1845
Enrollment: 3,900
President: Dr. Randy O'Rear
Athletics Director: Randy Mann
Conference: American Southwest
Nickname: The Cru
Colors: Purple, Gold, & White
Stadium: Crusader Stadium (8,766)
Head Coach: Pete Fredenburg
Alma Mater (Year): Southwest TX State, '70
Record at School (Years): 181-38 (18 years)
Overall Record (Years): Same
SID: Jon Wallin
Office Phone: (254) 295-4511
Home Phone: (254) 721-8548
Press Box Phone: (254) 295-8866
E-Mail: jwallin@umhb.edu
2015 Reord: 11-2 (4-1)
Offense: Multiple
Defense: Overshift 4-3
Lettermen Returning/Lost: 51/18
Starters Returning: 7 offense, 8 defense

Top Retruners

Teidrick Smith	Sr.	DE	27.0 TFL, 18.0 sacks
Wykeyhe Walker	Sr.	WR	57 rec., 12 TD
Broderick Jenkins	Sr.	OL	All-ASC pick
Duane Thompson	Jr.	RB	825 yards, 9 TD

2016 Schedule

Sept. 3	Ohio Wesleyan	W 56-0
Sept. 10	@Texas Lutheran	W 56-21
Sept. 17	Linfield	W 66-27
Oct. 1	*McMurry	W 66-3
Oct. 8	*@Howard Payne	W 59-10
Oct. 15	*@East Texas Baptist	W 59-22
Oct. 22	*Hardin-Simmons	W 20-15
Oct. 29	*@Sul Ross State	6pm
Nov. 5	@Belhaven	1pm
Nov. 12	*Louisiana College	1pm

All-Time Series

UMHB Leads 16-0

Last Five Meetings

2011	@Belton, TX	L 36-10
2012	Pineville	L 30-3
2013	Pineville	L 45-34
2014	@Belton, TX	L 45-24
2015	Pineville	L 54-6