


CHAPS


2025 RECORD BOOK




ALL-TIME COACHING RECORDS




Les Perrin
(1964-1966)
No Records Kept




Larry Hays
(1971-1986)
695-381 (.646)



Jimmy Shankle
(1987-91/2000-01)
342-160 (.681)



Daren Hays
(1992-1999)
356-163 (.685)



Bobby Sherrard
(2002-2003)
86-44 (.661)



Nathan Blackwood
(2004-Present)
802-367 (.686)

Coach Blackwood is now in his 22nd season at the helm of the Lubbock Christian baseball program, the most seasons by any baseball head coach in LCU history. He became the winningest coach in program history in 2021, winning his 696th game and last season crossed the 800-win threshold. The Chaps have won one NAIA National Championship under Blackwood, and the Lubbock Christian alumnus has led LCU to the NCAA postseason in five of the 10 seasons in which the Chaps have been eligible.

LAST TIME LUBBOCK CHRISTIAN...

Shutout an opponentvs. St. Edward's, 7-0 (May 4, 2024)
Shutout an opponent at homevs. St. Edward's, 7-0 (May 4, 2024)
Shutout an LSC opponent at homevs. St. Mary's, 11-0 (March 8, 2024)
Shutout an opponent on the roadat Texas AGM Int'l, 1-0 (April 1, 2023)
Shutout an LSC opponent on the roadat Texas AGM Int'l, 1-0 (April 1, 2023)
Shutout back-to-back opponents.....vs. Newman, 6-0 & 2-0 (April 21, 2017)

Was shutout.....vs. Texas AGM Int'l, 11-0 (March 29, 2024)
Was shutout at home.....vs. Texas AGM Int'l, 11-0 (March 29, 2024)
Was shutout at home by an LSC opponentvs. Texas AGM Int'l, 11-0 (March 29, 2024)
Was shutout on the road.....at UT Tyler, 0-8 (April 30, 2022)
Was shutout on the road by an LSC opponentat UT Tyler, 0-8 (April 30, 2022)

Run-ruled an opponentvs. St. Edward's, 14-1 (April 14, 2024)
Run-ruled an opponent at homevs. St. Edward's, 14-1 (April 14, 2024)
Run-ruled an LSC opponent at homevs. St. Edward's, 14-1 (April 14, 2024)
Run-ruled an opponent on the roadat Oklahoma Christian, 14-2 (March 3, 2024)
Run-ruled an LSC opponent on the roadat Oklahoma Christian, 14-2 (March 3, 2024)
Was run-ruledvs. Texas AGM Int'l, 11-0 (March 29, 2024)
Was run-ruled at home.....vs. Texas AGM Int'l, 11-0 (March 29, 2024)
Was run-ruled by an LSC opponent at homevs. Texas AGM Int'l, 11-0 (March 29, 2024)
Was run-ruled on the roadat UT Tyler, 17-4 (Feb. 17, 2023)
Was run-ruled by an LSC opponent on the road.....at UT Tyler, 17-4 (Feb. 17, 2023)

Played in 12 or more innings.....12 Inns vs. UTPB - W, 10-8 (May 11, 2024)
Played in 13 or more innings15 Inns at UAFS (W, 9-8) (Feb. 23, 2023)
Played in 14 or more innings.....15 Inns at UAFS (W, 9-8) (Feb. 23, 2023)

Swept a 3-game series at home.....vs. Eastern N.M. (April 9-10, 2021)
Swept a 3-game series on the roadvs. UAFS (March 22-23, 2019)
Swept a 4-game seriesvs. ENMU (April 26-28, 2024)
Swept a 4-game series at homevs. ENMU (April 26-28, 2024)
Swept a 4-game series on the roadvs. Tex. AGM-Kingsville (April 4-6, 2024)
Was swept in a 3-game series at homevs. West Texas AGM (April 1-3, 2021)
Was swept in a 3-game series on the roadat St. Mary's (Feb. 21-22, 2021)
Was swept in a 4-game seriesvs Angelo State (March 24-26, 2023)
Was swept in a 4-game series at homevs Angelo State (March 24-26, 2023)
Was swept in a 4-game series on the roadat Tex. AGM-Kingsville (Feb. 14-16, 2020)

Defeated a Top 25 ranked teamvs. #17 Angelo State, 25-12 (May 25, 2024)
Defeated a Top 25 ranked team at home.....vs. #17 Angelo State, 25-12 (May 25, 2024)
Defeated a Top 25 ranked team on the roadat #5 West Texas AGM, 5-4 (April 21, 2024)
Defeated a Top 10 ranked team.....at #5 West Texas AGM, 5-4 (April 21, 2024)
Defeated a Top 10 ranked team at home.....vs. #1 Angelo St., 12-6 (March 7, 2021)
Defeated a Top 10 ranked team on the road.....at #5 West Texas AGM, 5-4 (April 21, 2024)

Scored 15 or more runs in a game.....vs. Angelo State, 25-12 (May 25, 2024)
Scored 20 or more runs in a gamevs. Angelo State, 25-12 (May 25, 2024)
Scored 25 or more runs in a game.....vs. Angelo State, 25-12 (May 25, 2024)
Scored 28 or more runs in a gamevs. Newman, 28-1 (March 29, 2019)
Scored 32 or more runs in a gameat West Texas AGM, 32-17 (March 17, 1994)

Scored in five consecutive innings.....vs. Angelo State, 25-12 (May 25, 2024)
Scored 7 or more runs in an inning.....9 (5th) vs. Angelo State, 25-12 (May 25, 2024)
Scored 8 or more runs in an inning9 (5th) vs. Angelo State, 25-12 (May 25, 2024)
Scored 9 or more runs in an inning9 (5th) vs. Angelo State, 25-12 (May 25, 2024)
Scored 10 or more runs in an inning11 (5th) vs. Okla. Christian (Mar 5, 2023)
Scored 11 or more runs in an inning.....11 (5th) vs. Okla. Christian (Mar 5, 2023)
Scored 12 or more runs in an inning.....12 (5th) vs. Newman (March 29, 2019)

Hit back-to-back home runs.....Gibson, van Maanen (May 25, 2024 vs. ASU)
Hit back-to-back-to-back home runs.....Van Maanen, Shull, Gibson (April 8, 2024 vs. TAMUK)
Hit 3 or more home runs in a game5, vs. Angelo State (May 25, 2024)
Hit 4 or more home runs in a game5, vs. Angelo State (May 25, 2024)
Hit 5 or more home runs in a game5, vs. Angelo State (May 25, 2024)
Hit 6 or more home runs in a game6, vs. UT Permian Basin (May 19, 2024)
Hit 7 or more home runs in a game7 vs. St. Edward's (May 21, 2021)
Hit 8 or more home runs in a game.....8 vs. Okla. Christian (May 8, 2021)
Hit 9 or more home runs in a game.....9 vs. Wayland Baptist (April 26, 2013)

Hit 2 grand slams in a game.....Gibson, Bucholz vs. Eastern N.M. (April 9, 2022)
Hit 4 or more grand slams in a seasonBalli, Gomez III, McCool-2 (2024)
Hit 5 or more grand slams in a season Hernandez, Ward, Gibson, Bucholz, McCool (2022)

Had 15 or more hits in a game26 vs. Angelo State (May 25, 2024)
Had 20 or more hits in a game26 vs. Angelo State (May 25, 2024)
Had 25 or more hits in a game26 vs. Angelo State (May 25, 2024)
Had 29 or more hits in a game29 vs. Kearney St. (March 23, 1986)

Had 8 or more extra-base hits in a game17 vs. Angelo State (May 25, 2024)
Had 10 or more extra-base hits in a game17 vs. Angelo State (May 25, 2024)
Had 12 or more extra-base hits in a game17 vs. Angelo State (May 25, 2024)
Had 15 or more extra-base hits in a game17 vs. Angelo State (May 25, 2024)

Had all 9 starters score a run in a game25 runs vs. Angelo State (May 25, 2024)
Had all 9 starters with a base hit in a game27 hits vs. UT Permian Basin (May 18, 2024)
Had 5+ players score multiple runs in a game7, vs. Angelo State (May 25, 2024)
Had 6+ players score multiple runs in a game7, vs. Angelo State (May 25, 2024)
Had 7+ players score multiple runs in a game.....7, vs. Angelo State (May 25, 2024)
Had 7+ players finish with a multi-hit game.....7, vs. Angelo State (May 25, 2024)
Had 8+ players finish with a multi-hit game8, vs. UT Permian Basin (May 18, 2024)

Had 5 or more doubles in a game9 vs. Angelo State (May 25, 2024)
Had 6 or more doubles in a game9 vs. Angelo State (May 25, 2024)
Had 7 or more doubles in a game9 vs. Angelo State (May 25, 2024)
Had 10 or more doubles in a game10 vs. UT Permian Basin (May 18, 2024)
Had 3 or more triples in a game.....3 vs. Angelo State (May 25, 2024)
Had 4 or more triples in a game.....4 vs. UT Permian Basin (May 18, 2024)

Did not draw a walk in a gamevs. Angelo State (March 23, 2024)
Walked 10 or more times in a game10 vs. Eastern N.M. (April 27, 2024)
Walked 12 or more times in a game16 at Tex. AGM-Kingsville (April 4, 2024)
Walked 14 or more times in a game16 at Tex. AGM-Kingsville (April 4, 2024)
Walked 16 or more times in a game16 at Tex. AGM-Kingsville (April 4, 2024)
Did not strike out in a game.....vs. Eastern N.M. (April 29, 2023)
Struck out 10 or more times in a game11, vs. Angelo State (May 24, 2024)
Struck out 15 or more times in a game.....21, at Tex. AGM-Kingsville (April 4, 2024)
Struck out 20 or more times in a game.....21, at Tex. AGM-Kingsville (April 4, 2024)
Allowed 0 walks in a game.....at UAFS (February 23, 2023)
Did not strike out an opposing batter in a gamevs. St. Edward's (April 2, 2016)
Struck out 12 or more batters in a game12, vs. St. Edward's (May 4, 2024)
Struck out 15 or more batters in a game15, vs. Eastern N.M. (April 28, 2024)
Struck out 18 or more batters in a game21, at Tex. AGM-Kingsville (April 4, 2024)

Had 5 or more hit batters in a game.....5, at Cameron (Feb. 4, 2024)
Allowed 5 or more hit batters in a game.....5, vs. Angelo State (May 25, 2024)
Allowed 9 or more hit batters in a game9, vs. Angelo State (March 25, 2023)
Had 5 or more stolen bases in a game.....6, vs. Eastern N.M. (April 27, 2024)
Had 6 or more stolen bases in a game.....6, vs. Eastern N.M. (April 27, 2024)
Had 7 or more stolen bases in a game.....7, vs. Cameron (April 16, 2021)

Left 14 or more runners on base in a game15 vs. UT Tyler (May 9, 2024)
Left 16 or more runners on base in a game18, vs. UTPB (April 25, 2021)
Left 18 or more runners on base in a game18, vs. UTPB (April 25, 2021)

Hit into 3 or more double plays3, vs. UT Permian Basin (May 9, 2024)
Hit into 4 or more double plays4, vs. Angelo St. (Feb. 27, 2016)
Turned 3 or more double plays3, vs. UT Permian Basin (May 11, 2024)
Turned 4 or more double plays5, vs. West Texas AGM (April 1, 2022)
Turned 5 or more double plays5, vs. West Texas AGM (April 1, 2022) Turned a Triple play5-4-3 vs. UAFS (March 25, 2016)

Committed 3 or more errors in a game.....4, vs. UT Permian Basin (May 11, 2024)
Committed 4 or more errors in a game.....4, vs. UT Permian Basin (May 11, 2024)
Committed 5 or more errors in a game.....5, vs. Angelo State (March 25, 2023)

LAST TIME A CHAPARRAL...

Hit back-to-back home runs.....Gibson, van Maanen (May 25, 2024 vs. ASU)
 Hit a home run to lead off a game.....Carson Ogilvie vs. West Texas AGM (April 19, 2024)
 Hit an inside-the-park home run.....Larry Leitha vs. Cameron (April 16, 2021)
 Hit an pinch-hit home run.....Rhett Clark (Solo) at Tex. AGM-Kingsville (April 6, 2024)
 Hit a grand slam.....Brevin McCool vs. Eastern N.M. (April 26, 2024)
 Hit a grand slam on the road.....Ryan Ball at Cameron (Feb. 3, 2024)
 Hit a grand slam at a neutral site.....Colin Gordon vs. St. Ed's (San Angelo.) (April 16, 2021)
 Homered in the ninth to tie game.....Larry Leitha at AGM-Kingsville (May 15, 2021)
 Homered in the ninth to take the lead.....Shea Bowen at Tex. AGM-Kingsville (April 6, 2024)
 Hit a walkoff home run.....Carson Ogilvie vs. West Texas AGM (May 5, 2023)
 Hit a walkoff grand slam.....Chris Shull vs. Cameron (Feb. 4, 2023)
 Hit an extra-inning home run.....Shea Bowen (13th) at Tex. AGM-Kingsville (April 6, 2024)
 Hit an extra-inning, walkoff home run.....Carson Ogilvie vs. West Texas AGM (May 5, 2023)
 Hit 2 home runs in an inning.....Nolan Machibroda vs. St. Edward's (May 21, 2021)
 Hit 2+ home runs in a game.....Brevin McCool at Angelo State (March 23, 2024)
 Hit 3+ home runs in a game.....Brevin McCool at Angelo State (March 23, 2024)
 Hit 4+ home runs in a game.....Wigberto Nevarez at St. Greg's (March 28, 2013)

Hit for the cycle.....Brevin McCool vs. UT Permian Basin (May 18, 2024)
 Had a 10-game hit streak.....Carson Ogilvie (May 4-25, 2024)
 Had a 15-game hit streak.....Carson Ogilvie (Feb. 18-March 29, 2024)
 Had a 20-game hit streak.....Eduardo Acosta, 22, (April 23, 2022 - Feb 17, 2023)
 Had a 30-game hit streak.....Luis Navarro, 30, (March 5-May 8, 2021)
 Had a 40-game hit streak.....John Harris, 44, (1976)

Reached base in at least 25 straight games.....Jacob Gutierrez, 38, (Feb. 17, 2024-???)
 Reached base in at least 30 straight games.....Jacob Gutierrez, 38, (Feb. 17, 2024-???)
 Reached base in at least 35 straight games.....Jacob Gutierrez, 38, (Feb. 17, 2024-???)
 Reached base in at least 40 straight games.....Joel Lutz, 40, (2013)

Had a walkoff base hit.....Jarred Gibson (1B) vs. UT Permian Basin (May 9, 2024)
 Had a walkoff base hit in extras.....Andres Negron vs. St. Ed's, 10th, (April 12, 2019)
 Had a walkoff walk.....Unknown

Had 4 or more hits in a game.....Eduardo Acosta vs. ASU, 4, (March 25, 2023)
 Had 5 or more hits in a game.....Shull & Van Maanen vs. OC, 5, (March 5, 2023)

Scored 4 or more runs in a game.....McCool, Ball, Van Maanen, Bowen - 4, (May 25, 2024)
 Scored 5 or more runs in a game.....Shea Bowen - 5, (April 4, 2024)

Had 2 or more doubles in a game.....Brevin McCool, 4 vs. Angelo State (May 25, 2024)
 Had 3 or more doubles in a game.....Brevin McCool, 4 vs. Angelo State (May 25, 2024)
 Had 4 or more doubles in a game.....Brevin McCool, 4 vs. Angelo State (May 25, 2024)

Had 6 or more RBI in a game.....Ryan Ball, 6 vs. Angelo State (May 25, 2024)
 Had 7 or more RBI in a game.....Ryan Ball, 7 vs. Cameron (Feb. 3, 2024)
 Had 8 or more RBI in a game.....Nate Van Maanen, 10, vs. Okla. Christian (March 5, 2023)
 Had 10 or more RBI in a game.....Nate Van Maanen, 10, vs. Okla. Christian (March 5, 2023)

Stole Home.....Carson Ogilvie vs. St. Edward's (4/13/24)
 Had 3 or more stolen bases in a game.....Carson Ogilvie, 3, vs. Eastern N.M. (April 27, 2024)
 Had 4 or more stolen bases in a game.....Unknown
 Had 10 or more assists in a game.....Colin Gordon, 10, vs. St. Mary's (May 21, 2021)
 Had 12 or more assists in a game.....Glenn Wilken, 12 (1978)

Struck out the side in the first inning.....Aydan Alger vs. Eastern N.M. (April 27, 2024)
 Struck out the side in the ninth inning.....Ryan Markwardt vs. St. Mary's (March 10, 2024)

Struck out 10+ batters in a game.....Ryan Markwardt, 12, at UAFS (Feb. 24, 2023)
 Struck out 11+ batters in a game.....Ryan Markwardt, 12, at UAFS (Feb. 24, 2023)
 Struck out 12+ batters in a game.....Ryan Markwardt, 12, at UAFS (Feb. 24, 2023)
 Struck out 13+ batters in a game.....Armando Valle, 14, vs. ENMU (April 9, 2021)
 Struck out 14+ batters in a game.....Armando Valle, 14, vs. ENMU (April 9, 2021)
 Struck out 15+ batters in a game.....Mike Marshall, 18, vs. Wayland (April 11, 2011)

Struck out 5 or more batters in relief.....Alec Stanfield, 5, vs. Angelo State (5/25/24)
 Struck out 8 or more batters in relief.....Coleson Abel, 8, vs. Eastern N.M. (4/28/24)

Pitched 9 or more innings.....Ryan Markwardt, 9.0 vs. West Texas AGM (May 6, 2023)
 Pitched 9 or more scoreless innings.....Armando Valle, 9.0, vs. ENMU (April 9, 2021)
 Pitched a 9-inning complete game.....Armando Valle, 9.0, vs. ENMU (April 9, 2021)
 Pitched a 9-inning, complete-game shutout.....Armando Valle, 9.0, vs. ENMU (April 9, 2021)



Former Lubbock Christian first basemen/designated hitter/pitcher John Harris holds the school record hitting streak, collecting base knocks in 44 straight games in 1976.

SINGLE-GAME RECORDS

HITTING RECORDS

At-Bats:	8	Jaime Bustamante (4/12/16 at West Texas A&M) Eduardo Acosta (2/23/23 at UAFS)
<i>Runs Scored:</i>	6	<i>Brevin McCool (4/28/23 at Eastern New Mexico)</i>
Hits:	5	39 times (Most recent - Brevin McCool & Ryan Ball 5/25/24 vs. Angelo State)
Doubles:	4	Brevin McCool (5/25/24 vs. Angelo State)
Triples:	2	13 times (Most recent - Hayden Blair 5/25/24 vs. Angelo State)
Home runs:	4	Wigberto Nevarez (3/28/13 at St. Gregory's)
Grand Slams:	2	Britt Harper (2/9/00 in 24-3 win vs. ENMU)
Runs Batted In:	10	Britt Harper (Two grand slams and one 2-run HR 2/9/00 in 24-3 win over ENMU) Nate Van Maanen (Three home runs, two RBI-singles 3/5/23 in 25-8 win over OC)
Stolen Bases:	5	Tod Sundlie - Jeff Threadgill
Caught Stealing:	3	Sonny Collins
Walks:	5	Tod Sundlie - Jeff Threadgill
Consecutive Walks:	6	Doug Welch (over two games)
Sacrifice Flies:	2	Many Times
Sacrifice Bunts:	3	Henry Garza
Hit by Pitch:	4	Jason Breland
Total Bases:	16	Wigberto Nevarez (3/28/13 at St. Gregory's - four home runs)

PITCHING RECORDS

Innings Pitched:	10	Ken Burton
Walks Issued:	12	Kyle Johnson
Strikeouts:	20	Kyle Johnson - Will McCauley - John Herrera
Wild Pitches:	6	Gary Stephenson
Hit Batters:	6	Russell Reber (4/30/16 at Oklahoma Christian)

DEFENSIVE RECORDS

Put Outs:	21	Jarred Gibson (4/4/24 at Tex. A&M-Kingsville)
Assists:	12	Glen Wilken, 1978
Errors:	4	Rodney Gardner - Heath Hutchinson - Randy Velarde - Brian Pitaniello - Brock Rumfield - Rolando Fajardo

TEAM SINGLE-GAME RECORDS

HRs in an inning:	6	Stramp, Blondin, Roberts (2), Bejar, Rindels	March 17, 2009
Runs Scored:	32	Lubbock Christian vs. West Texas A&M	March 17, 1994
Runs Allowed:	29	Lubbock Christian vs. Grand Canyon	April 15, 1989
Hits:	29	Lubbock Christian vs. Kearny State	March 23, 1986
Homeruns:	9	Lubbock Christian vs. Southern Nazarene Lubbock Christian vs. Wayland Baptist	April 30, 2010 April 26, 2013
Longest Game:	15 Inn.	Lubbock Christian at UAFS (LCU won, 9-8)	Feb. 24, 2023
Double Plays:	5	Lubbock Christian vs. Wayland Baptist Lubbock Christian vs. St. Mary's Lubbock Christian vs. East Central	April 4, 2006 March 19, 2016 February 19, 2017

SINGLE-SEASON RECORDS

HITTING RECORDS

At-Bats:	314	Randy Velarde	1983
Runs Scored:	199	Doug Welch	1989
Hits:	138	Keith Hart	1998
Singles:	86	Randy Ledbetter	1982
Doubles:	39	Kerry Richardson	1986
Triples:	11	Randy Velarde	1985
Cons. Triple Games:	3	Randy Velarde	1985
Home runs:	31	Barry Wilkins	1985
		Keith Hart	1998
Cons. HR Games:	7	Leland Creel	
Batting Avg. (100 ABs):	.511	Keith Hart	1998
Runs Batted In:	131	Kerry Richardson	1986
Cons. RBI Games:	17	Bob Fannin	
Slugging Percentage:	1.059	Keith Hart	1998
Stolen Bases:	67	Marcus McCain	1996
Cons. SB Games:	12	Marcus McCain	1996
Walks:	78	Tommy Inman	
		Jeff Walling	
On-Base Percentage:	.611	Doug Welch	1989
Sacrifice Flies:	10	Ronnie Ortegon	
Sacrifice Bunts:	17	Jimmy Durham	1981
Hit-by-Pitch:	23	Nick Benavidez	2000
Total Bases:	286	Keith Hart	1998
Cons. Times on Base	14	Doug Welch	1989
Cons. Hits	10	Kenny Toney	
Hitting Streak:	44	John Harris	1976

PITCHING RECORDS

Wins:	16	Steve Hunter	
		Bob Hinson	1983
Losses:	11	Noel Delgado	
		Jeff Chase	
Innings Pitched:	155.2	Bob Hinson	1983
Complete Games:	13	Mark Blau, Noel Delgado	
		Steve Hunter, Bob Hinson	
Fewest Walks:	7	Rodney Cox	1972
Shutouts:	5	Chris Cook	1982
Saves:	16	Andy Beckerman	1992
Relief Appearances:	35	Andy Beckerman	1991
Wild Pitches:	18	Gordon Heiselbetz	1989
Hit Batters:	26	Andrew Duran	2023
Hits Allowed:	156	Bob Hinson	1983
Lowest ERA (25 IP)	1.09	Glen Palmer	1972
Consecutive Wins:	13	Ryan Johnson	2019
Consecutive Losses:	5	Phil Bryant	
Fewest Hits/9 IP:	6.1	Wayne Aiken	
Fewest Walks/9 IP:	1.07	Rodney Cox	
Most Ks/9 IP (25 IP)	14.1	Joe Wharton	

DEFENSIVE RECORDS

Putouts:	574	Leland Creel	1981
Assists:	216	Joe Wharton	
Errors:	41	Heath Hutchison	1989

CAREER HITTING RECORDS

Batting Average

1.	Keith Hart	.4732 (221-467)
2.	Will Stramp	.4619 (194-420)
3.	Joe Staley	.4428 (93-210)
4.	Brandon Wilson	.4239 (131-309)
5.	Greg Cushman	.4083 (167-409)
6.	Eduardo Acosta	.4027 (235-586)
7.	Christian Vasquez	.4024 (97-241)
8.	John Harris	.3996 (251-628)
9.	Carson Ogilvie	.3965 (253-638)
10.	Ross Blondin	.3956 (180-455)

Games Played

1.	Randy Velarde	294
2.	Steve Brigante	291
3.	Tim Leslie	287
4.	Randy Ledbetter	285
5.	Kevin Short	273
6.	Heath Hutchinson	272
7.	Richard Bowles	269
8.	Doug Welch	263
	Brian Pitaniello	263
10.	Karl Mahan	257

Runs Scored

1.	Randy Velarde	294
2.	Tommy Inman	275
3.	Tod Sundlie	266
4.	Doug Welch	261
5.	Randy Ledbetter	254
6.	Kevin Short	246
7.	Steve Brigante	238
	Scott Hoyes	238
9.	LeeRoy Danford	233
10.	Tim Leslie	231

Total Hits

1.	Randy Velarde	368
2.	Tim Leslie	350
3.	Steve Brigante	336
4.	Randy Ledbetter	335
5.	Doug Welch	309
6.	Brad Holcomb	305
7.	Hector Limon	290
8.	Brian Pitaniello	283
9.	Tommy Inman	268
10.	Kevin Short	261

Home Runs

1.	John Harris	63
2.	Richard Bohlken	61
3.	Tim Leslie	59
	Doug Welch	59
5.	Leland Creel	57
6.	Scott Hoyes	54
7.	Bob Fannin	52
8.	Will Stramp	51
9.	Keith Hart	49
10.	Tommy Inman	48

Triples

1.	Tommy Inman	26
2.	Randy Velarde	25
3.	LeeRoy Danford	21
4.	Carson Ogilvie	19
5.	Britt Bonneau	17
6.	Scott Hoyes	16
	Eduardo Acosta	
8.	Richard Bohlken	14
9.	Tim Leslie / Kevin Short / Steve Brigante / Josh Ramos	13

Doubles

1.	Carson Ogilvie	72
2.	Tim Leslie	66
3.	Randy Velarde	65
4.	Randy Ledbetter	63
	Hector Limon	63
6.	Doug Welch	62
7.	Steve Brigante	61
8.	John Harris	57
9.	Keith Hart	56
10.	Richard Bohlken	55

Singles

1.	Randy Ledbetter	253
2.	Rady Velarde	239
3.	Brian Pitaniello	231
4.	Steve Brigante	222
5.	Tim Leslie	212
6.	Brian Freed	210
7.	Brad Holcomb	201
8.	Tod Sundlie	191

CAREER HITTING RECORDS

Runs Batted In

1.	Tim Leslie	295
2.	Doug Welch	286
3.	Randy Velarde	246
4.	John Harris	237
5.	Steve Brigante	230
6.	Scott Hoyes	222
7.	Brad Holcomb	218
8.	Richard Bohlken	209
9.	Keith Hart	205
10.	Hector Limon	197

Stolen Bases

1.	Gabe Flores	141
2.	Eric Benavidez	137
3.	Steve Brigante	134
4.	Tommy Inman	119
5.	Randy Velarde	105
6.	Richard Bowles	95
	Brian Pitaniello	95
8.	Lamon Mason	92
9.	LeeRoy Danford	87
10.	Henry Garza / Darrell Smith	86

Sacrifice Bunts

1.	Brian Freed	37
2.	Henry Garza	27
3.	Don Worth	25
4.	Jimmy Durham	22
5.	Steve Brigante	21
	Karl Mahan	21
7.	Brady Brashear	20
8.	Gary Hix	19
9.	Richard Bowles / Dave Carter	18
	Randy Velarde	18

Sacrifice Flies

1.	Doug Welch	18
2.	Steve Brigante	16
	Heath Hutchinson	16
4.	Richard Bowles	15
	Ronnie Ortegon	15
6.	Scott Hoyes	14
	Tim Leslie	14
8.	Kenny Toney	13
9.	Kevin Short, Brevin McCool	12
	George Mendazona, Carson Ogilvie	

Walks

1.	Randy Velarde	177
2.	Tommy Inman	176
	Kevin Short	176
4.	Randy Ledbetter	175
5.	Doug Welch	174
6.	Lewis Stephenson	172
7.	Tod Sundlie	167
8.	Tim Leslie	161
	Brian Pitaniello	161
10.	Brian Freed	148

Strikeouts

1.	Heath Hutchinson	176
2.	Britt Bonneau	159
3.	Zach Barnard	148
4.	Kevin Short	146
5.	Scott Hoyes	145
6.	Richard Bowles	144
7.	Richard Bohlken	141
8.	Steve Brigante	137
9.	Tommy Inman	135
10.	Henry Garza	127

CAREER PITCHING RECORDS

Innings Pitched

1.	Noel Delgado	380.0
2.	Shane Riddle	328.2
3.	Ricky Contreras	314.0
4.	Gordon Heiselbetz	306.0
5.	Phil Bryant	301.2
6.	Mark Blau	283.1
7.	Travis Walden	281.0
8.	Will McCauley	266.0
9.	Rodney Cox	261.1
10.	Dale Holligan	258.1

Appearances

1.	Andy Beckerman	79
2.	Clay Berryman	77
3.	Mike Pearce	76
4.	Shane Riddle	73
5.	Randy Vinson	71
6.	Chris Cook	70
7.	Billy Hunter	69
8.	Noel Delgado	68
	Shane Ingram	68
10.	Dale Holligan	63

Relief Appearances

1.	Andy Beckerman	76
2.	Clay Berryman	69
3.	Mike Pearce	66
4.	Randy Vinson	65
5.	Randy Robbins	63
6.	Koi Carillo	59
7.	Logan Ellis	57
8.	Bob McNicol	56
9.	Billy Hunter	54
10.	Shane Ingram	50

Saves

1.	Andy Beckerman	23
2.	Randy Vinson	15
3.	Joe Benavidez	14
4.	Billy Hunter	11
5.	Nick Hooper	10
	Glen Warrick	10
6.	Paco Escamilia	9
	Bob McNicol	9
	Hunter Scott	9
9.	Six Tied	8

Shutouts

1.	Will McCauley	8
	Glen Palmer	8
3.	Mark Blau	7
	Rodney Cox	7
	Noel Delgado	7
6.	Chris Cook	5
	John Harris	5
	John Ross	5
	David Bulls	5
	Brad Cornett	5

Complete Games

1.	Noel Delgado	32
2.	Jeff Chase	31
3.	John Harris	29
4.	Glen Palmer	25
	Phil Bryant	25
6.	Gordon Heiselbetz	24
7.	Will McCauley	23
	Rodney Cox	23
9.	Travis Walden / Daniel Tunchez	21
	Shane Riddle	21

Hit Batters

1.	Andrew Duran	48
2.	Russell Reber	45
3.	Nick Pauza	37
4.	Jeff Chase	35
5.	Ricky Contreras	31
6.	Cody Thomas	25
	Brig Gerlich	25
8.	Shane Riddle	23
	Daniel Crooks	23
10.	David Wasylak	22

Wild Pitches

1.	Gordon Heiselbetz	39
2.	Kyle Johnson	33
3.	Will McCauley	31
4.	Phil Bryant	29
5.	Mike Pearce	28
6.	Jeff Chase	27
7.	David Bulls	24
8.	Dale Holligan	23
	Bob McNicol	23
10.	Callan Johnson	22

CAREER PITCHING RECORDS

Home Runs Allowed

1.	Phil Bryant	41
2.	Noel Delgado	39
3.	Travis Walden	34
4.	Gordon Heiselbetz	33
5.	Paul Gonzalez	30
6.	David Bulls	24
	Shane Riddle	24
8.	Nick Pauza	23
9.	David Hanna, Reagan Key	22
	Andrew Duran	

Strikeouts

1.	Shane Riddle	310
2.	Will McCauley	299
3.	Ricky Contreras	269
4.	Gordon Heiselbetz	268
5.	David Bulls	256
6.	Mark Blau	239
7.	Noel Delgado	238
8.	Phil Bryant	235
9.	Geln Palmer	220
10.	John Ross / Travis Walden	216

Walks

1.	Dale Holligan	204
2.	Gordon Heiselbetz	185
3.	Jeff Chase	179
4.	Phil Bryant	174
5.	Travis Walden	164
6.	Gary Swann	152
7.	Will McCauley	146
8.	Mark Blau	145
9.	Kyle Johnson	136
10.	John Ross	135

Runs Allowed - Earned Runs Allowed

1.	Noel Delgado	240-161
2.	Phil Bryant	237-175
3.	Gordon Heiselbetz	223-156
4.	Dale Holligan	208-166
5.	Shane Riddle	202-152
6.	Jeff Chase	202-144
7.	Travis Walden	196-148
8.	Brad Hill	194-137
9.	David Bulls	194-137
10.	Gary Swann	169-122

Hits Allowed

1.	Noel Delgado	428
2.	Shane Riddle	357
3.	Gordon Heielbetz	353
4.	Brad Hill	324
5.	Phil Bryant	321
6.	Travis Walden	291
7.	Dave Holligan	287
8.	Ricky Contreras	277
9.	Rodney Cox	275
10.	Jeff Chase	272

Wins

1.	Shane Riddle	39
2.	Noel Delgado	30
3.	John Harris	29
4.	Glen Palmer	28
	Travis Walden	28
	Phil Bryant	28
7.	Gordon Heiselbetz	26
	Ricky Contreras	26
9.	Dale Holligan	24
	Rodney Cox	24

Losses


1.	Noel Delgado	24
2.	Jeff Chase	17
	Will McCauley	17
4.	Phil Bryant	16
5.	Gordon Heiselbetz	15
6.	Mark Blau	14
	Rodney Cox	14
8.	David Bulls	13
	Glen Palmer	13
	Daniel Tunchez	13

Earned Run Average (Min 90 IP)

1.	Chandler Casey	2.45	(139.1)
2.	Steve Hunter	2.56	(136.0)
3.	Wayne Aiken	2.60	(90.0)
4.	Ricky Contreras	2.72	(314.0)
5.	Oscar Acosta	2.75	(98.1)
6.	John Harris	2.86	(258.0)
	Will McCauley	2.86	(266.0)
8.	Ryan Johnson	2.87	(185.1)
9.	Guillame Blanchette	2.95	(192.1)
10.	Derek Lorea	2.98	(93.2)



CHAPARRAL NO-HITTERS

March 20th, 1971	Ray Suarez beat Western New Mexico 8-0 in Lubbock, Texas
April 14th, 1973	Mark Blau beat Jarvis Christian in Hawkins, Texas
April 9th, 1974	Glen Palmer beat Eastern New Mexico 5-0 in Portales, New Mexico
March 6th, 1979	Kevin Burke beat Jarvis Christian 11-0 in Hawkins, Texas
March 28th, 1980	Noel Delgado beat Iowa Wesleyan 22-0 in Lubbock, Texas First perfect game in LCU history
February 8th, 1982	Steve Hunter beat Southern Cal College 1-0 in Costa Mesa, California
March 3rd, 1984	Gary Stephenson beat Missouri Southern 10-0 in Lubbock, Texas On his birthday and in his first start at LCU
April 13th, 1984	Scott McClanahan beat Sul Ross State 10-0 in Lubbock, Texas
February 1st, 1992	Jamey Morton beat Sul Ross State 10-0 in Lubbock, Texas Second perfect game in LCU history
February 23rd, 1995	Bryan Nutt-Lopez beat Hillsdale Baptist 10-0 in Lubbock, Texas Greg McKinley beat Hillsdale Baptists 11-1 in Lubbock, Texas 3rd back-to-back no-hitters in NAIA history
March 1st, 1997	Reagan Key beat Panhandle State 12-0 in Lubbock, Texas
February 26th, 2005	John Herrera beat the University of Texas - Permian Basin 10-0 in Lubbock, Texas
February 1st, 2008	Gary Poynter beat Mid-America Christian 12-0 in Oklahoma City, Oklahoma



CHAPS IN THE SHOW

Since 1976, 89 Chaparrals have gone on to play professional baseball, with 6 making it to the Major Leagues. In that time, 39 have been drafted by Major League Baseball teams, 21 have signed as free agents with Major League Baseball teams and 29 have signed with independent baseball teams. Since 2000, 40 Chaparrals have become professional baseball players.



FULL LIST OF PLAYERS DRAFTED IN THE MLB DRAFT

Year	Player	Round	Team
1976	<i>John Harris</i>	32nd	California Angels
1978	Darius Copley	22nd	San Francisco Giants
1983	Bob Hinson	5th	Seattle Mariners
1984	<i>Keith Miller</i>	16th	Philadelphia Phillies
1984	Bob Fannin	19th	Philadelphia Phillies
1985	Kendall Walling	11th	California Angels
1985	<i>Randy Velarde</i>	19th	Chicago White Sox
1985	Scott McClanahan	20th	Philadelphia Phillies
1986	Kerry Richardson	19th	Cleveland Indians
1988	Marc Tepper	19th	Cleveland Indians
1989	Doug Welch	36th	Chicago Cubs
1989	Daren Hays	36th	Texas Rangers
1990	Craig Clow	9th	Montreal Expos
1991	Gene Taylor	19th	Cincinnati Reds
1991	Matt Martin	36th	Cincinnati Reds
1992	<i>Tim Belk</i>	15th	Cincinnati Reds
1992	Andy Beckerman	24th	New York Mets
1993	Mike Evans	22nd	Kansas City Royals
1995	Lamont Mason	34th	Cincinnati Reds
1996	Chris Ward	13th	Cincinnati Reds
1996	David Harper	53rd	Arizona Diamondbacks
1998	<i>Steve Watkins</i>	16th	San Diego Padres
1998	Keith Hart	32nd	Boston Red Sox
1999	Paco Escamilla	16th	Cincinnati Reds
2000	Brendon Davis	39th	Cincinnati Reds
2003	Kenny Durost	28th	Milwaukee Brewers
2005	John Herrera	10th	Oakland A's
2006	David Wasylak	26th	Chicago White Sox
2008	Buck Britton	35th	Baltimore Orioles
2008	Chris Holguin	14th	Toronto Blue Jays
2008	Gary Poynter	39th	San Diego Padres
2009	Will Stramp	33rd	Cincinnati Reds
2010	Joe Staley	8th	San Francisco Giants
2011	Mike Marshall	30th	Philadelphia Phillies
2013	Fabian Roman	16th	Cincinnati Reds
2013	Christian Vazquez	19th	Toronto Blue Jays
2013	Jace Chancellor	28th	San Diego Padres
2013	Derek Loera	28th	Tampa Bay Rays
2019	Andrew Pratt	10th	Washington Nationals
2019	Keaton Greenwalt	20th	Philadelphia Phillies
2019	Chandler Casey	26th	Houston Astros
2019	Hill Alexander	28th	Tampa Bay Rays

Italics - Reached Big Leagues

