



LOUISIANA TECH

2025-26 BULLDOG BASKETBALL

GAMEDAY INFO

DATE/TIME: Saturday, Jan. 8 | 2 p.m. CT
LOCATION: Thomas Assembly Center (Ruston, La.)
SERIES HISTORY: Delaware leads, 1-0
STREAK: Delaware, 1
LAST MEETING: Nov. 26, 2018 | Newark, Del.
 Delaware 75, LA Tech 71

MEDIA: ESPN+
TALENT: Malcolm Butler (pxp), Teddy Allen (analyst)
RADIO: LA Tech Sports Network | LA Tech Athletics app
TALENT: Kyle Schassburger (pxp)
STATS: LATechSports.com/Stats

2025-26 SCHEDULE

Overall: 8-7 | CUSA: 1-3 | H: 8-1 | A: 0-6 | N: 0-0

NOVEMBER	MEDIA	W/L	SCORE
4 at Nevada	MWN	L	50-77
9 LYON COLLEGE	ESPN+	W	93-35
15 JACKSON STATE	ESPN+	W	68-51
19 at Indiana State	ESPN+	L	51-60
26 INDIANA STATE^	ESPN+	W	75-73
29 ALCORN STATE^	ESPN+	W	83-58
DECEMBER			
3 at Georgia Southern	ESPN+	L	69-77
7 ECCLESIA COLLEGE	ESPN+	W	89-37
13 UL-LAFAYETTE	ESPN+	W	65-44
17 at Tulane	ESPN+	L	53-61
22 DALLAS CHRISTIAN	ESPN+	W	90-37
29 UTEP*	ESPN+	W	75-63
JANUARY			
2 at Middle Tennessee*	ESPN+	L	51-88
4 at WKU*	ESPN+	L	61-66
8 LIBERTY*	CBS SN	L	56-72
10 DELAWARE*	ESPN+		2 p.m.
14 MIDDLE TENNESSEE*	ESPN+		6:30 p.m.
17 at Jacksonville State*	ESPN+		4 p.m.
24 KENNESAW STATE*	ESPN+		2 p.m.
28 at UTEP*	ESPN+		8 p.m.
31 at Sam Houston*	ESPN2		9 p.m.
FEBRUARY			
4 NEW MEXICO STATE*	ESPN+		6:30 p.m.
7 SAM HOUSTON*	ESPN+		2 p.m.
12 at Missouri State*	CBS SN		7:30 p.m.
14 at FIU*	ESPN+		1 p.m.
18 JACKSONVILLE STATE*	ESPN+		6:30 p.m.
21 at Kennesaw State*	ESPN+		4 p.m.
26 MISSOURI STATE*	ESPN+		6:30 p.m.
28 FIU*	ESPN+		2 p.m.
MARCH			
5 at Liberty*	ESPN+		6 p.m.
7 at Delaware*	ESPN+		11 a.m.
10 at CUSA Championship\$	-----		TBD

All home games CAPS | All times CST and subject to change
 ^ LA Tech MTE | * CUSA game | \$ Huntsville, Ala.

A LA TECH WIN...

- Would prevent a four-game losing streak for the Bulldogs. LA Tech has suffered four straight losses in only two of the last 13+ seasons (last time was 2022).
- Would improve the Bulldogs to 17-5 all-time in the first matchup against a new CUSA opponent and 12-0 in such games at home.
- Would give the Bulldogs their first ever victory over the Blue Hens. It would be the 239th different opponent LA Tech has defeated in the history of the program.

GAME 16 MATCHUP



LOUISIANA TECH BULLDOGS (8-7, 1-3 CUSA)

Head Coach: Talvin Hester
Record at LA Tech: 65-47 (4th year)
Career Record: Same
Record vs. Delaware: 0-0

AP Poll: NR
Coaches Poll: NR
NET Ranking: 274

VS



DELAWARE BLUE HENS (5-10, 1-3 CUSA)

Head Coach: Martin Ingelsby
Record at Delaware: 152-147 (10th year)
Career Record: Same
Record vs. LA Tech: 1-0

AP Poll: NR
Coaches Poll: NR
NET Ranking: 278

BULLDOG STORYLINES & PROJECTED STARTERS

• Louisiana Tech aims to snap a three-game losing streak on Saturday as the Bulldogs host CUSA newcomer Delaware inside the Thomas Assembly Center on Karl Malone Court.

• This will be just the second meeting between LA Tech and Delaware on the hardwood. The inaugural matchup came in 2018 when the Bulldogs made the long trek to Newark, Delaware to take part in the Delaware Invitational. LA Tech would go 0-2 in the multi-team event, falling 80-73 to UNC Greensboro and 75-71 to host Delaware. At the time, LA Tech had two players -- DaQuan Bracey and Anthony Duruji -- from Maryland, which was the primary reason the Bulldogs played in the non-conference MTE.

• Delaware will be the 22nd different opponent LA Tech will face as part of CUSA. The Bulldogs are 16-5 all-time in the first matchup against a new CUSA opponent. They have never lost at home in such contests, going 11-0.

• LA Tech had its nine-game home winning streak end Thursday, falling 72-56 to Liberty. Facing one of the best three-point shooting teams in the country, the Bulldogs matched the Flames as both squads went exactly 9-of-24 from beyond the arc. The difference in the game ended up being the paint where LU had a 28-18 scoring advantage and outrebounded LA Tech, 41-33.


• Defensively, the Bulldogs were able to hold the Flames under their shooting percentages. LU came into the contest shooting 52.3 percent from the field (shot 46.3 percent) and 40.4 percent from beyond the arc (shot 37.5 percent). LA Tech continues to boast the No. 2 in the country in scoring defense (59.9) as well as third in the nation in field goal percentage defense, allowing opponents to shoot just 37.0 percent from the field.

• **DJ Dudley** scored a game-high 17 points against Liberty. He currently anchors the team with an average of 12.1 points per contest. The junior also leads the Bulldogs in most games as the top scorer (six) and most double-digit scoring efforts (nine). He went 3-of-5 from deep versus the Flames, extending his streak with at least one triple to 10 games (has multiple threes in seven). In doing so, LA Tech has now had a different Bulldog each season have such a streak for 13 consecutive years. After missing his first eight three-point attempts through the first five games, he has gone 24-of-50 (48.0 percent) over the last 10 contests.

• **AJ Bates** tallied eight points to go along with three assists. The sophomore guard, who has started every game this season, has registered at least three dimes in 14 of the 15 contests. He currently ranks top 40 in the country in both total assists (85) and assists per game (5.7), both of which rank third in CUSA.

• **Avery Thomas II** pulled down a game-high 10 rebounds against Liberty, marking his second contest this season with double-digit rebounds (season high is 16 versus Dallas Christian). LA Tech has had at least one Bulldog record 10+ boards in six games this season.


• **Talvin Hester** enters his fourth season at the helm at LA Tech. In his third year, Hester guided the Bulldogs to a 20-win season, marking the 30th time in program history the team has reached 20+ victories. This was the second straight season Hester led the team to 20 wins, going 22-10 in 2013-14. As a result, he became the seventh head coach in program history to register back-to-back 20-win seasons.



11.5 ppg | 2.9 rpg | 5.7 apg

3


AJ BATES



12.1 ppg | 2.4 rpg | 1.9 apg

0

DJ DUDLEY



10.1 ppg | 8.2 rpg | 1.1 spg

11

KADEN COOPER



7.5 ppg | 6.0 rpg | 0.8 spg

5

AVERY THOMAS II



5.7 ppg | 3.6 rpg | 0.5 bpg















7

SIR ISSAC HERRON

@LATECHHOOPS

@LATECHHOOPS

/LATECHMBB

0		DJ Dudley • Jr. • G • 6-3 • 175 • Inglewood, Calif.	MIN 27.5	PTS 12.1	RBS 2.4	ASTS 1.9	FG% 46%	3FG% 41%	FT% 61%	<ul style="list-style-type: none"> Averaging 34.1 minutes per game over last seven contests (has played all 40 minutes in three of them) Has scored in double figures in nine of last 11 games; registered season-high 26 points at GSU (12/3) Spent the 2024-25 season at Hutchinson CC, earning Second Team All-KJCCC honors Spent his freshman season (2023-24) at Rider, averaging 5.0 points over 28 games Has over 80,000 subscribers on his YouTube channel
2		Will Jeffress • Gr. • F • 6-8 • 215 • Erie, Pa.	MIN 13.8	PTS 2.3	RBS 3.4	ASTS 0.2	FG% 24%	3FG% 6%	FT% 67%	<ul style="list-style-type: none"> Grabbed team-high nine boards in start vs. Ecclesia (12/7), first start since Nov. 13, 2024 vs. UMass Played season-high 25 minutes at Indiana State (11/19), recorded 11 points and eight rebounds Has missed last five games due to injury; suffered season-ending knee injury last season against UMass Prior to coming to Ruston, spent four seasons playing in the ACC with Pittsburgh (78 games/22 starts) Is well traveled, having been to nine different countries
3		AJ Bates • So. • G • 6-3 • 200 • Houston, Texas	MIN 30.1	PTS 11.5	RBS 2.9	ASTS 5.7	FG% 41%	3FG% 40%	FT% 77%	<ul style="list-style-type: none"> Posted a career-high 26 points, going 10-of-14 from the field, versus Alcorn State (11/29) Only Bulldog to start all 15 games, averaging team-high 30.1 minutes per contest Appeared in 29 games while making four starts last season as a freshman (two-time CUSA FOW) Eclipsed 2,000 career points at Seven Lakes HS, leading Spartans to three district titles (2022-24) Is certified in Microsoft Word, Excel, and Access
4		Jaylen Fenner • Fr. • G • 6-6 • 210 • Humble, Texas	MIN 17.0	PTS 3.3	RBS 1.8	ASTS 1.1	FG% 32%	3FG% 24%	FT% 56%	<ul style="list-style-type: none"> Made first career collegiate start in second game vs. Lyon (11/9), earliest by true freshman since 2011 Starred at Atascocita HS, helping the Eagles to the Region 3 semis and a No. 7 UIL Texas Class 6A ranking Ranked as the 46th best player in the state of Texas by 247Sports Named TABC All-Region 6A, Third Team All-Greater Houston Area, and District 23-6A MVP Both of his parents served in the Air Force (brother is currently in the Air Force)
5		Avery Thomas II • So. • F • 6-8 • 210 • Jackson, Miss.	MIN 19.5	PTS 7.5	RBS 6.0	ASTS 0.6	FG% 36%	3FG% 26%	FT% 72%	<ul style="list-style-type: none"> Has made four three-pointers in two games -- vs. Ecclesia College (12/7) and Lyon College (11/9) Registered first double-double as a Bulldog with 16 points and career-high 15 boards vs. DCC (12/22) Tallied a season-high 18 points versus Lyon College (11/9), went 7-of-8 from the field Spent his freshman season at Jones College, named Second Team All-MACCC and Region 23 All-Tourney Eats candy before every game
6		Keegan Rowell • R-So. • G • 6-3 • 180 • Lorena, Texas	MIN 5.8	PTS 3.0	RBS 0.3	ASTS 0.2	FG% 58%	3FG% 50%	FT% ----	<ul style="list-style-type: none"> Tallied a season-high 10 points versus DCC (12/22), played a season-high 16 minutes Scored first points as a Bulldog versus Ecclesia College (12/7), netted five points making both FGs Has seen limited action in seven games as a Bulldog this season Spent two seasons at McLennan Community College in Waco, Texas Is an avid beach volleyball player
7		Sir Issac Herron • Gr. • F • 6-10 • 235 • Houston, Texas	MIN 16.2	PTS 5.7	RBS 3.6	BLKS 0.5	FG% 60%	3FG% 100%	FT% 50%	<ul style="list-style-type: none"> Shooting 63.8% (30-of-47) over the last 10 games (has started each of the last eight contests) Had three straight games scoring 10+ points against Indiana State, Alcorn, and Ga. Southern Spent the last four seasons at Oral Roberts in Tulsa, Oklahoma -- 57 career games w/ 23 starts Missed two seasons (2022-23 and 2024-25) due to injury Was a 3-star recruit and ranked as the 18th best player in Texas coming out of high school
8		Scooter Williams • Gr. • G • 6-4 • 205 • Clarksville, Tenn.	MIN 22.2	PTS 9.9	RBS 3.3	ASTS 1.5	FG% 43%	3FG% 19%	FT% 68%	<ul style="list-style-type: none"> Recorded a double-double at Indiana State with 23 points and 11 rebounds (11/19) Spent the 2024-25 season at East Texas A&M, averaging a team-best 11.2 points per contest Spent three seasons (2021-24) at Chattanooga State CC, playing in two while missing the first season Named NJCAA Second Team All-American and TCCAA Player of the Year in 2023-24 Played safety at Kenwood High School
10		Kylan Howze • Jr. • F • 6-10 • 235 • Gulfport, Miss.	MIN 13.0	PTS 2.6	RBS 2.6	BLKS 0.9	FG% 48%	3FG% ----	FT% 48%	<ul style="list-style-type: none"> Started first four games for the Bulldogs, registered season-high nine rebounds twice Has multiple blocks in four games, including a season-high three twice Spent two seasons at Jones College, helping the team go 30-4 last season (most wins in program history) Totaled 163 blocks over two seasons with the Bobcats, ranking top 15 in the country each season Has a twin brother, Jylan, whom he played with at Jones College
11		Kaden Cooper • Jr. • G • 6-6 • 200 • Ada, Okla.	MIN 26.0	PTS 10.1	RBS 8.2	ASTS 0.9	FG% 48%	3FG% 32%	FT% 68%	<ul style="list-style-type: none"> Currently leading the team in total rebounds (123) and total steals (17) One of 10 players voted to the Conference USA All-Preseason Team Led the Bulldogs in total rebounds (249), rebounds per game (7.8), and total steals (48) last season Spent his freshman season at Oklahoma, appearing in 15 games Eats ice cream before every basketball game
14		Will Allen • R-Sr. • F • 6-7 • 225 • New Orleans, La.	MIN 12.0	PTS 2.0	RBS 3.2	ASTS 0.3	FG% 50%	3FG% 14%	FT% 41%	<ul style="list-style-type: none"> Has played in 104 career games at LA Tech, including 27 starts (has started seven games this season) Entering his fifth season with the Bulldogs (redshirted his freshman season due to a shoulder injury) Is the oldest Bulldog on the team, having recently turned 24 years old Was the 2024 CUSA Winter Spirit of Service award recipient Loves watching MasterChef
21		Melian Martinez • R-Jr. • C • 7-0 • 230 • Santo Domingo, DR	MIN 9.7	PTS 3.5	RBS 1.7	BLKS 1.2	FG% 73%	3FG% ----	FT% 14%	<ul style="list-style-type: none"> Scored a career-high 12 points (6-of-6 shooting) and had a season-tying three blocks at WKU (1/4) Made first start as a Bulldog against Indiana State (11/26) Battled through injuries to appear in 23 games last season for New Mexico Junior College Spent his first two collegiate seasons at St. Bonaventure (redshirted in 2022-23) Is just the third 7-footer ever in program history
23		Lachlan Thompson • R-So. • G • 6-4 • 175 • Choudrant, La.	MIN 2.1	PTS 0.7	RBS 0.3	ASTS 0.0	FG% 100%	3FG% ----	FT% ----	<ul style="list-style-type: none"> Saw his first collegiate action against Lyon College (11/9), scored his first ever points on a made jumper Back for his second season with the Bulldogs Walked onto the team last season Prepped at nearby Choudrant High School
27		A'Meir Williams • Fr. • F • 6-8 • 230 • Kennedale, Texas	MIN ----	PTS ----	RBS ----	BLKS ----	FG% ----	3FG% ----	FT% ----	<ul style="list-style-type: none"> Will sit out the 2025-26 season after suffering a knee injury in the offseason Prepped at Kennedale High School in Kennedale, Texas Helped Wildcats win the Texas Class 4A DII state championships, program's first state title in 17 years Named District 12-4A Co-Defensive Player of the Year as a senior

NUMERICAL ROSTER

#	Name	Pos.	Ht.	Wt.	Cl.	Hometown (Last School)
0	DJ Dudley	G	6-3	175	Jr.	Inglewood, Calif. (Hutchinson CC)
2	Will Jeffress	F	6-8	215	Gr.	Erie, Pa. (Pittsburgh)
3	AJ Bates	G	6-3	200	So.	Houston, Texas (Seven Lakes HS)
4	Jaylen Fenner	G	6-6	210	Fr.	Humble, Texas (Atascocita HS)
5	Avery Thomas II	F	6-8	210	So.	Jackson, Miss. (Jones College)
6	Keegan Rowell	G	6-3	180	R-So.	Lorena, Texas (McLennan CC)
7	Sir Issac Herron	F	6-10	235	Gr.	Houston, Texas (Oral Roberts)
8	Scooter Williams	G	6-4	205	Gr.	Clarksville, Tenn. (East Texas A&M)
10	Kylan Howze	F	6-10	235	Jr.	Gulfport, Miss. (Jones College)
11	Kaden Cooper	G	6-6	200	Jr.	Ada, Okla. (Oklahoma)
14	Will Allen	F	6-7	225	R-Sr.	New Orleans, La. (Bonnabel HS)
21	Melian Martinez	C	7-0	230	R-Jr.	Santo Domingo, Dominican Republic (New Mexico JC)
23	Lachlan Thompson	G	6-4	175	R-So.	Choudrant, La. (Choudrant HS)
27	A'Meir Williams	F	6-8	230	Fr.	Kennedale, Texas (Kennedale HS)

COACHING & SUPPORT STAFF

Title	Name	Experience	Alma Mater
Head Coach	Talvin Hester	4th Year	Texas Wesleyan, '03
Assistant Coach	Winston Hines	4th Year	Stillman College, '08
Assistant Coach	Darshawn McClellan	4th Year	Vanderbilt, '11
Assistant Coach	Tyson Batiste	2nd Year	Central Connecticut, '19
Assistant Coach	Tim McGraw	4th Year	John Brown, '80
Assistant Coach	Kavin Gilder-Tilbury	3rd Year	Texas State, '17
Director of Operations	Brooke Reed	4th Year	WKU, '10
Graduate Manager	Quin Daily	2nd Year	Texas State, '22
Graduate Manager	Garrett Warren	2nd Year	Sacramento State, '23
Graduate Manager	Colby Rice	1st Year	Baylor, '19
Sports Performance Director	Blake Talos	9th Year	Purdue, '14
Communications Director	Kane McGuire	14th Year	Louisiana Tech, '06
Athletic Trainer	Nathan Lewis	3rd Year	West Alabama, '17
Academic Advisor	Lindsey McKaskle	2nd Year	Louisiana College, '03



Talvin Hester
Head Coach



Winston Hines
Assistant Coach



Darshawn McClellan
Assistant Coach



Tyson Batiste
Assistant Coach



Tim McGraw
Assistant Coach



Kavin Gilder-Tilbury
Assistant Coach



Brooke Reed
Director of Operations



Quin Daily
Graduate Manager



Garrett Warren
Graduate Manager



Colby Rice
Graduate Manager



Nathan Lewis
Athletic Trainer



Lindsey McKaskle
Academic Advisor



Kane McGuire
Communications
Director



Blake Talos
Sports Performance
Director



Lucas Doult
Student Manager

BY LOCATION

CALIFORNIA (1)

DJ Dudley

LOUISIANA (2)

Will Allen

Lachlan Thompson

MISSISSIPPI (2)

Kylan Howze

Avery Thomas II

OKLAHOMA (1)

Kaden Cooper

PENNSYLVANIA (1)

Will Jeffress

TENNESSEE (1)

Scooter Williams

TEXAS (5)

AJ Bates

Jaylen Fenner

Sir Issac Herron

Keegan Rowell

A'Meir Williams

OUTSIDE U.S. (1)

Melian Martinez (Dominican Republic)

BY CLASS

SENIORS/GRADUATES (4)

Will Allen

Sir Issac Herron

Will Jeffress

Scooter Williams

JUNIORS (4)

Kaden Cooper

DJ Dudley

Kylan Howze

Melian Martinez

SOPHOMORES (4)

AJ Bates

Keegan Rowell

Avery Thomas II

Lachlan Thompson

FRESHMEN (2)

Jaylen Fenner

A'Meir Williams

BY NAME

Kylan (KAI-luhn) Howze (HOWZ)

Will Jeffress (Jeh-frus)

Melian (Mel-EE-ahn) Martinez

Keegan Rowell (Rau-uhl)

Lachlan (LOCK-lin) Thompson

A'Meir (Uh-meer) Williams

TALVIN HESTER

HEAD COACH | 4th SEASON

ATTITUDE AND EFFORT.

They are more than words on a wall or slogans on a t-shirt. Inside the Louisiana Tech men's basketball program, they are a mindset — a daily standard.

For head coach Talvin Hester, who enters his fourth year at the helm of the Bulldogs, these two pillars are not just motivational fluff. In a game full of variables, he believes attitude and effort are the two things you can always bring — and always control.

Emphasizing attitude and effort helped the 19th head coach in program history orchestrated a 20-win campaign in his latest season and three All-Conference selections, highlighted by Daniel Batcho who was named CUSA Defensive Player of the Year. Batcho ranked 27th nationally with 64 blocks, anchoring a team identity built around attitude and effort.

The Bulldogs opened the year with a scorching 7-0 start—the program's best since the 1984-85 season—and went on to capture the Gulf Coast Showcase championship, earning victories over Southern Illinois, Richmond, and Eastern Kentucky. The team also tallied a signature non-conference win against WAC Tournament champion Grand Canyon in the WAC/CUSA Challenge.

Under Hester's leadership, the Bulldogs set a program record for single-season free throw percentage, shooting 75.0 percent from the line and surpassing a mark that had stood since the 1976-77 season. The squad continued to hang their hat on defense, finishing top 50 in the nation in both field goal percentage defense (41.3) and three-point field goal percentage defense (30.9).

Hester was named NABC District 11 Coach of the Year and a Ben Jobe Award finalist after guiding LA Tech to a 22-10 overall record in his second season at the helm. LA Tech registered a 12-4 CUSA record, finishing second in the league. The Bulldogs went 8-7 in road games, including a 6-2 mark in league contests away from home.

They ranked as the top CUSA team in both NET rankings and KenPom while sporting one of the best defenses in the country. The Bulldogs ranked seventh in the nation in field goal percentage defense, allowing teams to shoot just 39.1 percent (lowest in program history since the 1957-58 season). LA Tech held 20 teams under 40 percent shooting this season, tied for the third most in the country. They also ranked 16th in the nation in scoring defense, holding their opponents to 64.5 points per game.

Among the players Hester helped develop were Isaiah Crawford who was voted CUSA Player of the Year/CUSA Defensive Player of the Year as well as Batcho who was selected as the CUSA Newcomer of the Year. Crawford, who is now with the Houston Rockets organization in his second season in the NBA, and Batcho were joined by Tahlik Chavez and Sean Newman Jr. as All-CUSA honorees, the most in program history since 1985.

Hester led LA Tech to a 15-win season in his first season as head coach, picking up his first ever victory in the season opener against Mississippi College as well as claiming the title of the Samford MTE with wins over Alabama A&M, Tennessee-Southern, and host Samford.

Hester brought 20 years of coaching experience back to Ruston, a place he spent three seasons (2018-21) as an assistant coach with the Bulldogs. He departed for Texas Tech, spending one season as an assistant coach where he helped the third-seeded Red Raiders reach the Sweet 16 of the NCAA Tournament.

While in Lubbock, he worked under Associated Press Big 12 Coach of the Year Mark Adams. Texas Tech put together a 27-win season including victories over Montana State and Notre Dame to help the program make its fifth Sweet 16 appearance in program history. TTU, which had five All-Big 12 selections, was ranked as high as No. 9 in the country and reached the Big 12 championship final for just the second time in program history. The Red Raiders had the No. 1 ranked defense in the country (per Kenpom.com) while limiting opponents to only 60.2 points per game, holding teams to 38.2 percent shooting and forcing 15.9 turnovers per contest.

During his three successful years at LA Tech under Eric Konkol, Hester helped the Bulldogs register three winning seasons of 20-plus victories. The 2020-21 season saw the 'Dogs register a 24-8 overall record while claiming a CUSA West Division title and a third place finish in the National Invitation Tournament. The team received an at-large berth to play in the NIT for the first time since 2015 and became just the second team in program history to make the Final Four.

LA Tech, which had the highest-rated defense in CUSA ranking top 30 in the country in field goal percentage defense and three-point field goal percentage defense, upset Ole Miss in the first round, defeated league foe WKU in the quarterfinals and won a 76-74 thriller over No. 1 overall seed Colorado State in the Final Four consolation game.

In his second season in 2019-20, the Bulldogs registered a 22-8 overall record during the regular slate, but the team did not have a chance at postseason play with the CUSA and NCAA/NIT Tournaments being canceled due to the public health threat of COVID-19. The 22 wins ended up being the most victories of any CUSA team and of any Louisiana Division I team. The Bulldogs also recorded a 13-5 league record, finishing in a tie for second place.

In his first year with the 'Dogs, Hester helped the team to 20 victories, eight of those coming against teams who also produced 20-win seasons, the most in program history. One of those came in the season opener at Wichita State as the Bulldogs shocked the Shockers, handing them only their fourth loss in their last 76 home games.

Along with the four Bulldogs who earned All-CUSA honors in 2023-24, Hester has also coached All-CUSA selections DaQuan Bracey (First Team), Kenneth Lofton Jr. (Third Team and CUSA Freshman of the Year), Cobe Williams (Honorable Mention), and Keaston Willis (Honorable Mention) as well as Jordan Crawford who was chosen to the CUSA All-Freshman Team for the 2022-23 season. Lofton, who spent two seasons in the NBA with the Memphis Grizzlies, Philadelphia 76ers, and Utah Jazz, plays in China where he was named the Best International Player in 2024-25 with the Shanghai Sharks.

Along with stops at Texas Tech and LA Tech, Hester spent the majority of his coaching career in the south, especially in the Lone Star State. He spent time at Oral Roberts, Houston, Texas State, Stephen F. Austin, San Jose State, Prairie View A&M, Texas College, Texas Wesleyan and North Lake College during his career.

Hester began his coaching career in 2002 at North Lake College in Irving, Texas before he spent one year at his alma mater Texas Wesleyan and one at Texas College. His coaching resume also includes a stop with the Texas Rim Rockers of the United States Basketball League as an assistant coaching intern and the Dallas Mustangs AAU team for one season. He was an assistant coach at Texas College in Tyler, Texas for the 2004-05 season before going to Prairie View A&M.

As a student-athlete, Hester played at Dallas Christian College during the 1996-97 season.



HESTER'S PLAYER HONORS AT LA TECH

SUPERLATIVE AWARDS

Daniel Batcho	2024-25	CUSA Defensive Player of the Year
Isaiah Crawford	2023-24	CUSA Player of the Year
Isaiah Crawford	2023-24	CUSA Defensive Player of the Year
Daniel Batcho	2023-24	CUSA Newcomer of the Year
Kenneth Lofton Jr.	2020-21	CUSA Freshman of the Year
Kalob Ledoux	2019-20	CUSA Sixth Man of the Year

ALL-CONFERENCE

Daniel Batcho	2024-25	First Team All-CUSA
Sean Newman Jr.	2024-25	Third Team All-CUSA
Amaree Abram	2024-25	Honorable Mention All-CUSA
Isaiah Crawford	2023-24	First Team All-CUSA
Daniel Batcho	2023-24	First Team All-CUSA
Tahlik Chavez	2023-24	Third Team All-CUSA
Sean Newman Jr.	2023-24	Honorable Mention All-CUSA
Isaiah Crawford	2022-23	Third Team All-CUSA
Keaston Willis	2022-23	Honorable Mention All-CUSA
Kenneth Lofton Jr.	2020-21	Third Team All-CUSA
Isaiah Crawford	2020-21	Third Team All-CUSA
DaQuan Bracey	2019-20	First Team All-CUSA

ALL-DEFENSIVE/ALL-FRESHMAN

Daniel Batcho	2024-25	CUSA All-Defensive Team
Isaiah Crawford	2023-24	CUSA All-Defensive Team
Daniel Batcho	2023-24	CUSA All-Defensive Team
Jordan Crawford	2022-23	CUSA All-Freshman Team
Kenneth Lofton Jr.	2020-21	CUSA All-Freshman Team
Cobe Williams	2020-21	CUSA All-Defensive Team
Derric Jean	2019-20	CUSA All-Defensive Team

OTHER AWARDS

Daniel Batcho	2024-25	NABC Second Team All-District
Isaiah Crawford	2023-24	NABC First Team All-District
Daniel Batcho	2023-24	NABC First Team All-District
Dravon Mangum	2023-24	CUSA All-Academic Team
Dravon Mangum	2023-24	NABC Honors Court
Kenneth Lofton Jr.	2020-21	NIT All-Tournament Team
DaQuan Bracey	2019-20	NABC First Team All-District
Mubarak Muhammed	2019-20	CUSA All-Academic Team
Mubarak Muhammed	2019-20	NABC Honors Court
Mubarak Muhammed	2019-20	CSC Academic All-District

COACHING TIMELINE

HEAD COACH

Season	School	Overall	League (Finish)
2025-26	Louisiana Tech	8-7	1-3
2024-25	Louisiana Tech	20-12	9-9 (6th)
2023-24	Louisiana Tech	22-10	12-4 (2nd)
2022-23	Louisiana Tech	15-18	7-13 (t-9th)
TOTAL		65-47	29-29

ASSISTANT COACH

Season	School
2021-22	Texas Tech
2018-21	Louisiana Tech
2017-18	Oral Roberts
2014-17	Houston
2013-14	Texas State
2012-13	Stephen F. Austin
2010-12	San Jose State
2005-10	Prairie View A&M
2004-05	Texas College
2003-04	Texas Wesleyan
2002-03	Dallas College North Lake

RECORD VS. OPPONENTS

OPPONENT

RECORD

Alabama A&M	1-0
Alcorn State	1-0
Charlotte	0-2
Colorado State	0-1
Dallas Christian	2-0
Dillard	1-0
Eastern Kentucky	1-0
Ecclesia College	1-0
FIU	6-1
Florida Atlantic	0-2
Georgia Southern	1-1
Grand Canyon	1-1
Indiana State	1-1
Jackson State	1-0
Jacksonville State	2-2
Jarvis Christian	1-0
Kennesaw State	0-2
Liberty	2-3
LSU-Alexandria	1-0
Lyon College	2-0
McNeese State	1-0
Memphis	0-1
Middle Tennessee	4-5
Mississippi College	2-0
Nevada	0-1
New Mexico	0-1
New Mexico State	2-2
Nicholls	1-0
North Texas	0-3
Rice	2-0
Richmond	1-0
Rust College	1-0
Saint Louis	0-1
Sam Houston	2-2
Samford	1-0
Seattle U.	0-1
Southeastern	1-0
Southern	1-1
Southern Illinois	1-0
Southern Utah	1-0
Stephen F. Austin	1-1
Texas Tech	0-1
Tulane	0-1
UL-Lafayette	3-1
UT Arlington	1-0
UT Southern	1-0
UAB	0-2
ULM	2-0
UMass	1-0
UTEP	5-2
UTSA	2-0
WKU	3-4
Wyoming	0-1

PERSONAL INFO

Born: July 16, 1978

Hometown: Arlington, Texas

Alma Mater: Texas Wesleyan (2003)

Wife: Jameika

Children: Rhyen



— THOMAS ASSEMBLY CENTER —

THE TAC FACTS

Full Name: Samuel M. Thomas Assembly Center

Nickname: The TAC

Year opened: 1982

Cost: \$17.5 million

Capacity: 8,000

Floor: Karl Malone Court (installed 2007)

Largest Crowd: 8,825 (Jan. 14, 1984 vs. ULM)

First Game: Dec. 4, 1982 vs. Louisiana-Lafayette

Longest Home Winning Streak: 40 (1982-85)

Undefeated Home Seasons: 7 (last in 2014-15)

TAC Yearly Records

Year	Non-Conf. Record	Conf. Record	Overall Record	Average Attn.	
1982-83	6-1	6-0	12-1	3,605	
1983-84	8-0	6-0	14-0	3,663	
1984-85	8-0	6-0	14-0	5,009	
1985-86	6-1	4-2	10-3	3,176	
1986-87	7-1	5-0	12-1	3,269	Southland
1987-88	7-0	5-0	12-0	2,528	
1988-89	6-0	4-1	10-1	3,224	
1989-90	5-0	5-0	10-0	4,006	
1990-91	4-0	5-1	9-1	2,781	ASC
1991-92	5-1	8-0	13-1	2,781	
1992-93	1-1	2-7	3-8	3,352	
1993-94	2-1	0-9	2-10	2,096	
1994-95	3-0	6-3	9-3	1,243	
1995-96	3-0	4-5	7-5	2,816	
1996-97	1-2	6-3	7-5	2,000	
1997-98	2-2	7-2	9-4	1,795	
1998-99	2-0	7-0	9-0	1,852	
1999-00	3-0	7-1	10-1	1,810	
2000-01	4-0	5-3	9-3	2,235	Sun Belt
2001-02	6-0	7-2	13-2	1,903	
2002-03	3-1	6-3	9-4	2,896	
2003-04	4-0	4-5	8-5	2,191	
2004-05	2-0	6-3	8-3	2,323	
2005-06	4-0	6-2	10-2	2,788	
2006-07	1-2	6-2	7-4	2,233	
2007-08	2-3	3-5	5-8	1,316	
2008-09	4-0	4-4	8-4	2,227	
2009-10	6-0	6-2	12-2	2,438	
2010-11	6-0	2-6	8-6	2,168	
2011-12	8-0	3-4	11-4	3,165	
2012-13	5-0	9-0	14-0	3,531	WAC
2013-14	6-1	8-0	14-1	4,186	
2014-15	8-0	9-0	17-0	4,243	
2015-16	8-0	8-1	16-1	3,856	
2016-17	7-1	8-1	15-2	2,942	
2017-18	5-2	6-3	11-5	3,448	
2018-19	7-0	8-1	15-1	2,564	
2019-20	7-0	8-1	15-1	2,639	
2020-21	7-0	8-1	15-1	1,200	
2021-22	7-0	6-3	13-3	2,704	
2022-23	4-1	5-5	9-6	2,493	
2023-24	8-0	6-2	14-2	2,241	
2024-25	5-1	6-3	11-4	2,105	
2025-26	7-0	1-1	8-1	2,055	CUSA

191-28

Home record since February of 2012 (.872)

467-120

All-time record (.796)

218-22

All-time non-conference record (.908)

(Win No. 200 took place on Nov. 21, 2023)

(114-6 since the 2008-09 season)

87-22

All-time CUSA record (.798)

100-19

Home record since 2018-19 season (.840)

QUICK FACTS

UNIVERSITY

Location Ruston, Louisiana
Founded 1894
Enrollment 12,145 (as of Fall 2025)
Nickname Bulldogs
School Colors Red and Blue
Conference CUSA
President Dr. Jim Henderson
Athletic Director Ryan Ivey
SWA/Sport Administrator Mary Kay Hungate
Faculty Athletic Rep Dr. Donna Thomas
Athletics Website LATechSports.com
Ticket Office Phone (318) 257-3631

TEAM

2024-25 Record 20-12
2024-25 CUSA Record 9-9 (6th)
Letterwinners R/L 4/9
Starters R/L 1/4
Newcomers 10

HISTORY

All-Time Record 1,494-1,095
First Year of Basketball 1926 (98 seasons)
NCAA Tournament Appearances (D1) 5
Last NCAA Appearance 1991
..... 1st Round vs. Wake Forest
Last Postseason Appearance 2021
..... NIT Final Four vs. Colorado State
All-Time CUSA Record 135-77 (12 seasons)
CUSA Tournament Appearances 12
CUSA Tournament Record 11-11
CUSA Regular Season Championships 3

COMMUNICATIONS

Associate A.D./Communications (MBB) Kane McGuire
Cell Phone (318) 548-2161
Email kmcguire@latech.edu

RADIO

Network LA Tech Sports Network
General Manager Brad Pietz
Office Phone (318) 257-5331
Play-by-play Kyle Schassburger



WE ARE LOUISIANA TECH

We are excited you are covering Louisiana Tech Men's Basketball this season. In doing so, we ask that you please refer to us by our correct name and abbreviation.

Thanks and go Bulldogs!

CORRECT > Louisiana Tech, LA (*pronounced Lah*) Tech, Tech, Bulldogs or 'Dogs

INCORRECT > LT, LTU, La Tech, La. Tech, L.A. Tech, or Dawgs

13 SEASONS OF WINNING (2012-25)

293

OVERALL WINS

THE BULLDOGS HAVE A COMBINED RECORD OF 293-139 WITH 11 OF THE 13 SEASONS PRODUCING 20+ VICTORIES (TIED FOR 29TH MOST WINS IN THE COUNTRY DURING SPAN)

179

HOME WINS

THE BULLDOGS ARE 179-27 (86.9%) OVER THE LAST 13 SEASONS, HAVING WON 179 OF THEIR 206 GAMES INSIDE THE THOMAS ASSEMBLY CENTER

151

CONFERENCE WINS

COMBINING THEIR LAST SEASON IN THE WAC AND THEIR 12 SEASONS IN CUSA, THE BULLDOGS ARE 151-79 (65.7%) IN LEAGUE GAMES

95

CONFERENCE HOME WINS

THE BULLDOGS ARE A COMBINED 95-21 (81.9%) IN CONFERENCE GAMES PLAYED INSIDE THE THOMAS ASSEMBLY CENTER IN RUSTON OVER THE LAST 13 SEASONS

26

ALL-CONFERENCE SELECTIONS

14 BULLDOGS HAVE COMBINED FOR 26 ALL-CONFERENCE SELECTIONS OVER THE LAST 13 SEASONS

4

CONFERENCE TITLES

THE BULLDOGS HAVE WON FOUR REGULAR SEASON CONFERENCE TITLES (2013 WAC, 2014 CUSA, 2015 CUSA, AND 2021 CUSA WEST) OVER THE LAST 13 SEASONS

SHOT MAKING

They have made at least nine three-pointers in nine of their 15 games, including 10 in their matchup with Sam Houston on Thursday.

BLISS-FUL BLUE HEN

Christian Bliss has been a welcome addition for Delaware. The junior guard, who spent the last two seasons at Virginia, has been stuffing the stat sheet so far this season.

He is averaging a team-high 15.3 points per game, having made a team-high 36 three-pointers (has scored in double figures in 13 of the 15 games played). He also is a strong converter from the free throw line, having made 45 of his 53 attempts for an 84.9 percent shooting clip. On top of that, he ranks second in CUSA and 20th in the country with an average of 6.3 assists per contest. Defensively, he owns a team-high 29 steals.

Bliss rarely leaves the floor, as evident by him leading the entire country in minutes per game (38:47). He has played every minute in eight games this season, including the overtime loss to Delaware State.

MISSING REILLY

Delaware has been riddled with injuries this season, none more so than Cavan Reilly. The CUSA All-Preseason selection who has been a primary starter for the Blue Hens the last two seasons has seen action in only one game this season, which was the season opener.

SERIES RESULTS

11-26-2018 Newark, Del.	Delaware, 75-71
-------------------------	-----------------

SERIES HISTORY

Series record	Delaware leads, 1-0
Ruston	N/A
Newark	Delaware, 1-0
Most LA Tech points	71 (Nov. 26, 2018)
Most UD points	75 (Nov. 26, 2018)
Biggest LA Tech win	N/A
Biggest UD win	75-71 (Nov. 26, 2018)
Streak	Delaware, 1

STATS COMPARISON

Category	LA Tech	Delaware
Points Per Game	68.6	65.7
Opp. Points Per Game	59.9	70.8
Scoring Margin	+8.7	-5.1
Field Goal Pct.	44%	44%
Opp. Field Goal Pct.	37%	41%
3-Point Pct.	30%	35%
Opp. 3-Point Pct.	29%	33%
Free Throw Pct.	62%	72%
FTs Made Per Game	11.3	9.8
Rebounds Per Game	40.8	32.2
Rebounding Margin	+7.7	-3.7
Assists Per Game	12.7	13.3
Turnovers Per Game	12.0	12.7
Turnover Margin	+0.2	-2.7
A/TO Ratio	1.1	1.0
Blocks Per Game	4.3	3.9
Steals Per Game	7.1	5.9

/// LAST MEETING (NOVEMBER 26, 2018)

#	UD	FG	3FG	FT	REB	PF	TP	A	TOT	B	S	Min
5	Carter	f 8-12	0-0	7-10	3-5	8	2	23	4	1	1	1 36
32	Veretto	f 3-4	2-3	0-0	0-3	1	8	1	1	0	0	34
1	Anderson	g 5-9	0-1	1-2	0-2	2	11	4	3	0	2	36
4	Bryant	g 5-7	2-3	0-0	2-3	5	2	12	1	3	0	2 38
12	Horton	g 4-11	3-8	7-7	1-1	2	1	18	1	1	0	1 38
13	Johnson	0-1	0-0	1-2	1-1	2	1	1	0	0	0	12
22	Cushing	0-0	0-0	0-0	0-0	2	0	0	1	0	0	2
33	Goss	1-3	0-1	0-0	0-0	0	2	0	0	0	0	4
Team										0		
Totals		26-47	7-16	16-21	7-15	22	13	75	11	10	1	6 200
		55.3	43.8	76.2								
FG's (1st Half: 12-23 52.2%; 2nd Half: 14-24 58.3%)												
3FG's (1st Half: 5-11 45.5%; 2nd Half: 2-5 40.0%)												
FT's (1st Half: 6-8 75.0%; 2nd Half: 10-13 76.9%)												
#	LA Tech	FG	3FG	FT	REB	PF	TP	A	TOT	B	S	Min
10	Duruji	f 2-8	0-2	4-4	0-4	4	5	8	2	1	0	0 25
35	Powell	f 6-8	0-0	2-2	3-2	5	4	14	0	1	0	30
1	Jean	g 4-8	4-7	0-0	0-3	2	2	12	3	0	0	24
3	Archibald	g 5-7	3-5	0-0	0-3	1	1	13	2	3	0	34
21	Christon	g 2-4	0-1	0-0	1-2	2	4	4	1	0	0	27
0	Langston	1-4	1-2	0-0	0-1	1	3	1	1	0	1	15
4	Bracey	2-2	0-0	3-3	1-1	2	7	3	1	0	0	20
11	Pemberton	2-4	0-0	2-2	1-1	2	6	1	1	0	1	16
13	Thomas	0-0	0-0	0-0	0-0	1	0	0	0	0	0	2
23	Muhammed	2-2	0-0	0-0	0-0	3	4	0	1	0	1	7
Team										0		
Totals		26-47	8-17	11-11	6-17	23	23	71	16	10	0	3 200
		55.3	47.1	110.0								
FG's (1st Half: 13-24 54.2%; 2nd Half: 13-23 56.5%)												
3FG's (1st Half: 3-8 37.5%; 2nd Half: 5-9 55.6%)												
FT's (1st Half: 4-4 100.0%; 2nd Half: 7-7 100.0%)												
Score by Periods				1st	2nd	Total						
Louisiana Tech				33	38	71						
Delaware				35	40	75						

NEWARK, Del. – The Louisiana Tech men's basketball team was very efficient on offense against the zone of Delaware, but the Bulldogs' defensive woes was too much to overcome as they narrowly fell to the Blue Hens 75-71 inside the Bob Carpenter Center.

Offensively, LA Tech shot 47 percent from beyond the arc which included eight three-pointers. They were also a perfect 11-of-11 from the foul line. Unfortunately, Delaware had just as much success on offense, regaining the lead down the stretch to seal it.

From a score standpoint, the game was much like that of Saturday night when the Bulldogs trailed by only one or two possessions for the majority of time.

The 'Dogs built as much as a five-point lead (21-16) on one of sophomore Amorlie Archibald's three triples midway through the first half, but the Blue Hens quickly responded with five straight points and eventually took the lead at 26-25 with 4:12 to and held the lead for the rest for the rest of the first stanza and for over 12 minutes into the second stanza.

This time, LA Tech was able to string together a few much-needed stops and made them count on the offensive end. Down two, senior Derric Jean drilled one of his four three-pointers to help give the Bulldogs a lead at 57-56 with 7:18 to play.

After getting a stop on Delaware's next offensive possession, Jean pushed the ball up the floor and made a gorgeous bounce pass to junior Oliver Powell who made the fastbreak layup which forced a Blue Hens timeout.

However, a technical foul called on sophomore Anthony Duruji during the break ultimately resulted in a five-point swing for Delaware who sank the two free throws and got a corner three-pointer from Matt Veretto right as the shot clock expired.

Powell was able to make another contested layup to tie it at 61-61 with 5:38 to go, but the Bulldogs had trouble stopping Delaware, in particular Eric Carter, who made five of his team-high 23 points over the next three minutes of action when the Blue Hens scored on four straight possessions.

SEASON RANKINGS

See where the Bulldogs rank nationally and in Conference USA for the season (as of Jan. 8).

Team	Stat	CUSA	NCAA
Assist/turnover ratio	1.06	10	262
Assists per game	12.7	11	288
Bench points pg	30.27	5	61
Blocks per game	4.3	4	77
Effective FG%	49.3	10	295
Fastbreak points	9.07	10	260
Field goal %	44.2	8	254
Field goal % defense	37.0	1	3
Fouls per game	15.6	3	48
Free throw att. ppg	18.3	9	289
Free throw %	61.8	12	359
Free throws made pg	11.3	9	336
Rebound margin	7.7	3	36
Def. rebounds pg	27.53	4	50
Off. rebounds pg	13.27	5	54
Rebounds per game	40.80	4	34
Scoring defense	59.9	1	2
Scoring margin	8.7	6	108
Scoring offense	68.6	11	328
Steals per game	7.1	8	184
Three-point att. pg	19.7	12	305
Three-point %	30.2	12	325
3-point FG% defense	28.7	2	22
Three-pointers pg	5.9	12	331
Turnover margin	+0.2	8	190
Turnovers forced pg	12.20	6	200
Turnovers per game	12.0	7	177

AJ Bates

A/TO ratio	2.50	5	99
Assists	85	3	40
Assists per game	5.7	3	35

Kaden Cooper

Double-doubles	3	4	104
Rebounds	123	1	73
Def. rebounds pg	5.80	4	55
Rebounds per game	8.2	2	70

FUN FACTS OF THE GAME

GAME 1 | LA TECH AT NEVADA

LA Tech opened the 2025-26 season at Nevada, marking the fourth straight season the Bulldogs have faced a current Mountain West Conference opponent in the non-conference slate.

GAME 2 | LA TECH VS. LYON

The Bulldogs held the Scots to just 35 points, the fewest in a single game since Nov. 13, 2015, when LA Tech held Millsaps College to 33 points. The 35 points was the second fewest allowed by the Bulldogs in the TAC.

GAME 3 | LA TECH VS. JACKSON STATE

LA Tech pulled down 57 total rebounds, the most in a single game since Nov. 26, 2022, against Tennessee-Southern. It is the most against a DI opponent since the Bulldogs had 57 against San Jose State on Feb. 15, 2006.

GAME 4 | LA TECH AT INDIANA STATE

Scooter Williams registered the first double-double of the season for the Bulldogs with 23 points and 11 rebounds. He is only the fourth LA Tech guard in the last 10 years with a 20/10 game (first since 2023).

GAME 5 | LA TECH VS. INDIANA STATE

DJ Dudley hit the game-winning shot with 1.4 seconds left to give the Bulldogs the 75-73 win over the Sycamores. It was the first game-winner by LA Tech in the final two seconds since Kenneth Lofton Jr. did it in 2021 to defeat Colorado State in the NIT consolation game.

GAME 6 | LA TECH VS. ALCORN STATE

LA Tech went 2-0 in its home MTE, defeating Alcorn State, 83-58, following a 2-point victory over Indiana State. The Bulldogs have won 14 straight MTE contests dating back to 2020.

GAME 7 | LA TECH AT GA. SOUTHERN

LA Tech limited Georgia Southern to 27.3 percent from three-point range. Not a single opponent through seven games this season has shot over 30.0 percent from beyond the arc.

GAME 8 | LA TECH VS. ECCLESIA

LA Tech shot 65.4 percent while limiting Ecclesia College to 24.1 percent. This marked the first time in at least 25 years that the Bulldogs shot over 60 percent and held their opponent to under 30 percent in the same game.

GAME 9 | LA TECH VS. UL-LAFAYETTE

LA Tech extended its winning streak to three over rival UL-Lafayette, the longest streak for the Bulldogs versus the Ragin' Cajuns since 1997-98. It also marked the 1,500th win in program history for the Bulldogs.

GAME 10 | LA TECH AT TULANE

LA Tech held Tulane to just 61 points on 17 made field goals and just three made three-pointers, all season lows for the Green Wave. The Bulldogs have now held seven of their 10 opponents to less than 65 points this season.

GAME 11 | LA TECH VS. DCC

LA Tech went a perfect 7-0 in non-conference home games. The Bulldogs have now been perfect at home in non-conference in six of the last eight seasons (28 of 44 seasons in the TAC). The team is now 218-22 all-time in non-conference home contests in the TAC.

GAME 12 | LA TECH VS. UTEP

Six Bulldogs scored in double figures, the first time that has happened since Dec. 22, 2021, versus Crowley's Ridge. It was the first time against a DI opponent since Feb. 8, 2020, versus Marshall.

GAME 13 | LA TECH AT MTSU

DJ Dudley connected for two three-pointers, extending his streak of games with at least one triple to eight. He has made multiple threes in six of the eight contests.

GAME 14 | LA TECH AT WKU

Fourteen of the last 18 meetings have now been decided by 10 points or less or overtime in the LA Tech-WKU series.

GAME 15 | LA TECH VS. LIBERTY

DJ Dudley extended his streak with at least one made three-pointer to 10 games. This marked the 21st consecutive season at least one Bulldog has accomplished this feat.

ELITE COMPANY (300 WINS)

Consistency. Culture.

This has been the way of Louisiana Tech men's basketball, in particular over the last 13+ seasons. And the wins show it. The victory over Dallas Christian on Dec. 22 marked the Bulldogs' 300th win since the 2012-13 season. And with that, became just the 33rd program to reach this feat during this time span.

Gonzaga	Duke	Kansas
Kentucky	North Carolina	St. Mary's
Arizona	Villanova	Houston
Virginia	Michigan State	San Diego St.
Oregon	Purdue	Belmont
VCU	Baylor	Wisconsin
Vermont	Michigan	Wichita State
BYU	Florida	UCLA
Creighton	UC Irvine	Cincinnati
UConn	SFA	Tennessee
Dayton	South Dakota St.	LA Tech

1500 WINS AND COUNTING

Louisiana Tech delivered a dominant performance in a rivalry showdown, rolling past UL-Lafayette 65-44 inside the Thomas Assembly Center on Dec. 13.

The victory marked the 94th all-time win for LA Tech over ULL and carried added historical significance as win No. 1,500 in men's basketball program history.

WILL ALLEN HITS 100

When redshirt senior Will Allen tallied six points and six rebounds while playing in 12 minutes against Dallas Christian on Dec. 22, it marked his 100th career game played as a Bulldog (second most on the team is Kaden Cooper with 43 games).

Allen is one of seven Bulldogs in the last five years to reach 100 career games at LA Tech.

Will Allen (2021-pres.)	101
Isaiah Crawford (2019-24)	115
Amorie Archibald (2017-22)	156
Exavian Christon (2017-22)	122
JaColby Pemberton (2017-21)	113
DaQuan Bracey (2016-20)	119
Oliver Powell (2016-20)	120

60 OR LESS

The defensive-minded Bulldogs had held seven of their 11 opponents this season to 60 points or less, which is tied for the second fewest in the country along with UConn, Houston, and Northern Iowa.

In the Talvin Hester era, the Bulldogs are 30-2 all-time when holding teams to 60 or less.

2025-26	7	6-1
2024-25	4	6-0
2023-24	14	14-0
2022-23	7	6-1
TOTALS	32	30-2

20-GAME LEAGUE SCHEDULE

After playing 11 non-conference games, LA Tech now gets ready for the gauntlet that is 20 contests of Conference USA basketball.

This will mark just the second time ever that the Bulldogs play 20 league games (the other time was in Talvin Hester's first season as head coach -- 2022-23).

The Bulldogs will play every team twice (home-and-home) except for WKU (just away) and New Mexico State (just home).

REBOUNTING GUARDS

Despite being on the team with 6-foot-11 Daniel Batcho, it was Kaden Cooper who led the Bulldogs in rebounding last season.

The junior is on pace to do so again this season, and at an even greater clip. He is currently averaging 8.2 boards per game, which ranks tied for the third most in the country currently among guards.

Joshua O'Garro, CSUN	9.1 rpg
Lavell Brodnex, ULM	8.6 rpg
Propet Johnson, Sacramento State	8.6 rpg
Kaden Cooper, Louisiana Tech	8.2 rpg
Jadis Jones, Lindenwood	8.2 rpg
Keyshawn Hall, Auburn	8.2 rpg

His highlight moment came against UL-Lafayette when he pulled down a career-high 20 boards, the most by a Bulldog since 2009 (tied for eighth most in the nation).

BRYCE DIXON

Bryce Dixon is a 6-foot-4, 197-pound guard who hails from Cedar Hill, Texas and plays for The Colony High School. He has already showcased his elite talent this season by being named HoopDFW Player of the Week after averaging 39.5 points and 8.0 rebounds, highlighted by a school-record 48-point game against Denton Guyer.

His junior year featured a dominant two-way impact as he was voted the 12-5A District Defensive MVP, earned First Team All-District, and secured a spot on the UIL All-Region 2 Team. During the season, he also eclipsed 1,000 career points.

ADAM BOYD

Adam Boyd, a 6-foot-4, 170-pound guard, enters his senior high school season at Atascocita as one of the most highly regarded guards in the state of Texas. The three-star prospect is ranked No. 3 in the Greater Houston Area by OTR Exposure, No. 18 in Texas, and the No. 38 point guard in the country by Rivals/On3.

As a junior, the Humble, Texas native earned First Team All-District and All-Region honors after averaging 12 points and three assists, helping lead Atascocita (along with current Bulldog Jaylen Fenner) to the UIL Class 6A Division I regional semifinals.

TRASHAUN COMBS-PIERCE

Trashaun Combs-Pierce, a 6-foot-8, 210-pound forward, emerged as one of the top frontcourt players in the Kansas Jayhawk Community College Conference. As a freshman at Independence Community College, he earned KJCCC All-Conference Honorable Mention, averaging 11.6 points, 7.8 rebounds, and 51 blocks, while leading the team with nine double-doubles.

The Norman, Oklahoma, native, who's mother, Tashia, played for the Lady Techsters (2004-05) starred for Norman High School, where he was named to The Oklahoman's 2024 Big All-City First Team as a senior after averaging 17.2 points, 9.8 rebounds, and 3.1 blocks.

BRAYLON WENGER

Braylon Wenger, a 6-foot-7, 205-pound wing plays for Trinity Valley Community College. Last season, he played a key role off the bench for a Trinity Valley squad that captured the 2025 NJCAA DI national championship, averaging 5.0 points and 1.6 rebounds.

Wenger competed for the IMG Academy post-grad team in 2024. He also starred at Dalton High School, where he was named the 2023 Ohio High School Basketball Coaches Association Division IV State Player of the Year, averaging 25.2 points and 7.6 rebounds. He led Dalton to a league title, the school's first district championship in 21 years.

NEWS AND NOTES

POST-BATCHO

It will be easy to notice that Daniel Batcho is no longer on the basketball floor for the Bulldogs this season.

After manning the paint for the past two seasons at LA Tech as a two-time First Team All-CUSA selection, CUSA Newcomer of the Year, and CUSA Defensive Player of the Year, it will now be Bulldog-by-committee in replacing Batcho's production.

LA Tech brought in a trio of big men to protect the rim this season -- 6-foot-10 Sir Issac Herron, 6-foot-10 Kylan Howze, and 7-foot Melian Martinez.

UNCLE WILL

Will Allen (aka Uncle Will because he's old) is back for his fifth year with the program.

The 24-year old who graduated this past summer brings a wealth of leadership to a fresh roster. He will also be counted on for his playing experience where he enters the season having seen action in 89 career games for LA Tech, including 20 starts.

AIR KADEN RETURNS

Kaden Cooper, who was one of 10 players voted to the Conference USA All-Preseason Team, is back with the Bulldogs after having a standout season last year following the transfer from Oklahoma.

He appeared in all 32 games for LA Tech as a sophomore while making 30 starts. He averaged 9.3 points per game, shooting 47.6 percent from the field.

He made his mark as one of the top rebounding guards in the country after leading the 'Dogs on the boards with an average of 7.8 per contest. His 6.22 defensive rebounds per game average ranked first in CUSA and 32nd in the country.

Cooper led the Bulldogs in rebounding 18 times while registering 10 double-digit rebounding games. Over his last seven games last season, he averaged 10.1 rebounds.

AJ PLAYS IN CZECH REPUBLIC

AJ Bates was selected to join Athletes in Action Basketball for an international tour this past summer, traveling to the Czech Republic.

He was part of a select team comprised of student-athletes from eight college basketball programs across the country. The team competed in exhibition games against the Czech Republic's U20 and U23 national teams while also participating in outreach activities, including a one-day youth basketball camp and coaching clinic.

He helped Athletes in Action go 3-1 while averaging 14.8 points, 6.3 rebounds, and 7.3 assists per game.

COMEBACK FOR WILL JEFFRESS

It is comeback season for Will Jeffress.

Following a four-year stint in his home state at Pittsburgh, the Bulldog had gotten off to a terrific start in his first year at LA Tech last season, starting in the first three games while averaging 12.5 points and 8.0 rebounds going into the Nov. 13, 2024 contest versus UMass in Long Island, New York.

Late in the first half, Jeffress went for a loose ball and suffered a season-ending injury.

He is back for the Bulldogs in a redemption year as his last collegiate season.

Jeffress graduated in 3.5 years from Pitt with two degrees in Psychology and Communications. He was a three-time ACC All-Academic Team selection and a 2024 Academic All-District honoree.

LOST PRODUCTION

LA Tech will have to replace 78.5 percent of its scoring from a season ago, including its top four scorers. By comparison, the Bulldogs have lost approximately 60 percent of its scoring the previous two seasons.

Daniel Batcho	533 points	graduated
Amaree Abram	395 points	transferred
Sean Newman Jr.	308 points	transferred
Al Green	306 points	transferred

STREAKS

Overall	Lost 3
Home	Lost 1
Home CUSA	Lost 1
Home non-conference	Won 10
Road	Lost 6
Road CUSA	Lost 2
Road non-conference	Lost 4
Neutral	Lost 1

Consecutive Made Free Throws (active streak)

AJ Bates	5
Kylan Howze	3
Sir Issac Herron	4
Scooter Williams	2
Will Allen	1

Consecutive Games (Played) with Made Three

DJ Dudley	10
AJ Bates	2
Kaden Cooper	1
Avery Thomas II	1
Scooter Williams	1

Consecutive Games Scoring Double Figures

DJ Dudley	1
-----------	---

Consecutive Games (Played) with a Block

Melian Martinez	2
Scooter Williams	1

Consecutive Games (Played) with a Steal

Scooter Williams	2
DJ Dudley	2
Sir Issac Herron	1

Games Played	2025-26	Career
Will Allen	15	104
Kylan Howze	15	79
DJ Dudley	15	73
Kaden Cooper	15	62
Avery Thomas II	15	49
AJ Bates	15	44
Scooter Williams	14	104
Sir Issac Herron	13	71
Jaylen Fenner	13	13
Melian Martinez	11	40
Will Jeffress	10	91
Keegan Rowell	7	38
Lachlan Thompson	3	3

Games Started	Consecutive*	Career
AJ Bates	15	19
Kaden Cooper	8	39
DJ Dudley	8	36
Sir Issac Herron	8	31
Avery Thomas II	5	43
Will Jeffress	---	28
Will Allen	---	27
Jaylen Fenner	---	6
Melian Martinez	---	12
Kylan Howze	---	57
Scooter Williams	---	53
* at LA Tech		

DUNK COUNTER

The phrase Dunkin' Dogs (featured on LA Tech's alternate black uniforms) was coined during the 1982-83 season when Karl "The Mailman" Malone and "Big Will" Simmons threw down dunk after dunk after dunk.

And for the last 40+ years, the dunks have continued. Through 15 games this season, LA Tech has tallied 56 slams.

Kaden Cooper	14
Scooter Williams	12
Kylan Howze	9
Melian Martinez	9
Sir Issac Herron	6
DJ Dudley	4
Jaylen Fenner	1
Will Allen	1

WE GOT TALLER, AND BIGGER

Not only is the roster a noticeable difference from last season, so is the size of the roster (literally).

LA Tech's average height this season is 6-foot-7 and 3/4, over three inches taller than the average height of last year's team. The 2025-26 team also averages 208.3 pounds, seven pounds heavier than last year.

7-FOOTER A BULLDOG RARITY

Having a 7-footer on the Bulldog roster is very much a rarity.

Melian Martinez joins an elite group as one of just three Bulldogs in program history to stand 7-feet tall.

Melian Martinez (2025-26)
Joniah White (2014-18)
Charlie Bishop (1966-70)

JONES COLLEGE >> LA TECH

With so many new Bulldogs, there are two of them that are not new to each other.

Kylan Howze and Avery Thomas II were teammates last season at Jones College where they led the Bobcats to a 3-4 record, which was the most wins in program history.

Jones College claimed the MACCC regular season title, going 13-1 in league play, and finished ranked No. 4 in the country after winning the Region 23 title and advancing to the NJCAA Tournament Round of 16.

FROM LA TO LA

Hester's first coaching experience outside of Texas came at San Jose State from 2010-12 in San Jose, California.

The head coach has always said there is a ton of basketball talent in California, and he has been able to bring some of it to Ruston.

After having players like Terri Miller Jr., Al Green, and Sean Newman Jr. become Bulldogs, this season it is DJ Dudley who is carrying on the California connection.

FROM TEXAS TO LOUISIANA

Head coach Talvin Hester is from Arlington, Texas, and has past the vast majority of his life in the Lone Star State, both playing and coaching.

So it is no wonder that the Bulldog lineup has routinely had Texans on the team. This season is no different with five.

AJ Bates	Houston, Texas
Sir Issac Herron	Houston, Texas
Jaylen Fenner	Humble, Texas
Keegan Rowell	Lorena, Texas
A'Meir Williams	Kennedale, Texas

Entering his fourth season as head coach, Hester has had a total of 12 players from the state of Texas.

NORTH LAKE CONNECTION

When Talvin Hester wanted to be college basketball coach, the first person to give him a job was Tim McGraw in 2002 at North Lake College in Irving, Texas.

Twenty years later when Hester became a head coach for the first time at LA Tech, his first hire was McGraw, inducted into the 2021 National Junior College Athletic Association Basketball Coaches Hall of Fame, as a special assistant.

McGraw now enters his fourth season as part of Hester's Bulldog coaching staff.

ALL-QUARTER CENTURY TEAM

Back in the summer, Louisiana Tech fans were able to vote on the Bulldog Basketball All-Quarter Century Team (2020-25).

The team featured three All-Americans and a combined 25 all-conference selections.

Gerrod Henderson (1998-02)
Paul Millsap (2003-06)
Raheem Appleby (2011-15)
Kenneth "Speedy" Smith (2011-15)
Alex Hamilton (2012-16)
Erik McCree (2014-17)
DaQuan "DayDay" Bracey (2016-20)
Kenneth Lofton Jr. (2020-22)
Isaiah Crawford (2019-24)
Daniel Batcho (2023-25)

20-PIECE(S)

The winning tradition continued for LA Tech last season as the Bulldogs reached the milestone of 20 victories.

That marked the 11th time in the last 13 seasons and 30th time over the course of the program's history that the Bulldogs won 20+ games.

Season	Record
2012-13	27-7
2013-14	29-8
2014-15	27-9
2015-16	23-10
2016-17	23-10
2018-19	20-13
2019-20	22-8
2020-21	24-8
2021-22	24-10
2023-24	22-10
2024-25	20-12

The Bulldogs are currently one of 20 teams in DI to have at least 11 seasons of 20+ wins over the last 13 years. Of those 20 teams, LA Tech is one of only six non-Power 4 teams.

LA Tech	Houston
Gonzaga	Michigan State
Kansas	Baylor
Duke	Belmont
Arizona	Vermont
Virginia	Wisconsin
Kentucky	San Diego State
BYU	North Carolina
Creighton	Saint Mary's
Oregon	Boise State

NEW 'VOICE OF THE BULLDOGS'

Bulldog Basketball will have a new voice this season as Kyle Schassburger was named as the 'Voice of the Bulldogs' this past summer.

Schassburger joins LA Tech after serving as a Network Coordinator for six years at Learfield, where he directed the planning and execution of radio broadcasts for top-tier athletic programs including Arkansas, Georgia Southern, Southern Miss, UAB, Tulane, and Charlotte.

His extensive play-by-play résumé includes coverage of the SEC Baseball and Women's Basketball Tournaments, Arkansas Razorbacks Basketball and Baseball, Georgia Southern Baseball, and national tournament broadcasts for the ACC and SEC, among others.

WE LOST A LEGEND

June 24, 2025 was a sad day for Louisiana Tech as Dave Nitz -- the legendary Voice of the Bulldogs for half a century -- passed away at the age of 82.

A proud native of Milton, West Virginia, Dave's journey to Ruston was paved with a passion for the microphone. It was the spring of 1974 — the NCAA District Tournament at old Arlington Stadium — when he first called LA Tech baseball, the sport he loved above all others.

That marked the beginning of something special.

Later that fall, Dave officially joined the Louisiana Tech Football Network. And over the next half century, he became the voice of Bulldog athletics behind the mic for football, basketball, and baseball. His calls weren't just descriptions of the action — they were memories etched in time.

By best estimates, Dave called more than 4,500 Louisiana Tech games. That's thousands of moments, plays, and stories told by someone who truly loved telling them.

DUNKIN' DOGS TBT TEAM

For the first time, alumni of the Louisiana Tech Men's Basketball program formed a team called Dunkin' Dogs, which took part in The Basketball Tournament (TBT), the 64 team, \$1 million winner-take-all event.

WINNING STREAKS

LA Tech is used to winning streaks. So much so that they have registered at least a 5-game winning streak in every season going back to 2009.

2024-25	
7 straight	Nov. 4, 2024 -- Nov. 27, 2024
2023-24	
5 straight	Feb. 15, 2024 -- Feb. 28, 2024
6 straight	Jan. 11, 2024 -- Feb. 1, 2024
5 straight	Nov. 13, 2023 -- Nov. 25, 2023
2022-23	
5 straight	Nov. 21, 2022 -- Dec. 2, 2022
2021-22	
7 straight	Dec. 22, 2021-Jan. 16, 2022
2020-21	
6 straight	Feb. 12, 2021-March 11, 2021
2019-20	
5 straight	Dec. 14, 2019-Jan. 4, 2020
2018-19	
7 straight	Dec. 1, 2018-Dec. 29, 2018
2017-18	
5 straight	Nov. 10, 2017-Nov. 22, 2017
2016-17	
7 straight	Feb. 2, 2017-Feb. 23, 2017

2015-16	
5 straight	Nov. 13, 2015-Nov. 27, 2015
2014-15	
6 straight	Nov. 21, 2014-Dec. 6, 2014
6 straight	Dec. 29, 2014-Jan. 17, 2015
2013-14	
6 straight	Nov. 13, 2013-Dec. 1, 2013
7 straight	Dec. 17, 2013-Jan. 16, 2014
6 straight	Feb. 22, 2014-March 14, 2014
2012-13	
7 straight	Nov. 14, 2012-Nov. 30, 2012
18 straight	Dec. 17, 2012-March 2, 2013
2011-12	
5 straight	Feb. 16, 2012-March 1, 2012
2010-11	
5 straight	Nov. 13, 2010-Nov. 21, 2010
2009-10	
5 straight	Nov. 22, 2009-Dec. 5, 2009
10 straight	Dec. 12, 2009-Jan. 14, 2010

HOME WINNING STREAKS

With the domination at home have come plenty of home winning streaks.

Over the last decade plus, the squad has had eight separate home streaks of at least 10 victories.

11 straight	Nov. 13, 2023 -- Jan. 27, 2024
18 straight	Jan. 15, 2021 -- Jan. 22, 2022
13 straight	Jan. 30, 2020 -- Jan. 1, 2021
15 straight	Nov. 11, 2018 -- Feb. 23, 2019
11 straight	Jan. 19, 2017 -- Dec. 2, 2017
13 straight	Jan. 9, 2016 -- Dec. 13, 2016
39 straight	Dec. 7, 2013 -- Jan. 2, 2016
19 straight	Feb. 16, 2012 -- Nov. 13, 2013

COACHED IN MANY LEAGUES

With over 20 years of coaching experience, head coach Talvin Hester has seen first hand the talent level of several college basketball conferences. In fact, he has coached in eight different Division I conferences.

Big 12	Texas Tech (2021-22)
Conference USA	Louisiana Tech (2022-pres.)
Summit League	Oral Roberts (2017-18)
American Athletic	Houston (2014-17)
Sun Belt	Texas State (2013-14)
Southland	Stephen F. Austin (2012-13)
Western Athletic	San Jose State (2010-12)
SWAC	Prairie View A&M (2005-10)

CUSA ALL-DEFENSE

Since LA Tech joined CUSA in 2013-14, eight different Bulldogs have totaled 12 All-Defensive Team selections, which is now tied with UAB for the most in CUSA history.

They have had at least one All-Defensive Team member in nine of the 12 seasons.

Daniel Batcho (2023-24, 2024-25)
Isaiah Crawford (2023-24)
Cobe Williams (2020-21, 2021-22)
Derric Jean (2019-20)
Jacobi Boykins (2016-17)
Alex Hamilton (2015-16)
Speedy Smith (2013-14, 2014-15)
Michale Kyser (2013-14, 2014-15)

ALL-CUSA SELECTIONS APLENTY

With LA Tech's success has brought postseason awards. The Bulldogs have totaled 24 All-CUSA selections in their 12 years in the league.

LA Tech has had at least one First Team All-CUSA selection in eight of its 12 seasons, totaling nine selections which is tied for the fourth most in league history.

2024-25
Daniel Batcho (First Team)
Sean Newman Jr. (Third Team)
Amaree Abram (Honorable Mention)
2023-24
Isaiah Crawford (First Team)
Daniel Batcho (First Team)
Tahlik Chavez (Third Team)
Sean Newman Jr. (Honorable Mention)

2022-23
Isaiah Crawford (Third Team)
Keaston Willis (Honorable Mention)
2021-22
Kenneth Lofton, Jr. (First Team)
Cobe Williams (Honorable Mention)

2020-21
Isaiah Crawford (Third Team)
Kenneth Lofton, Jr. (Third Team)

2019-20
DaQuan Bracey (First Team)

2017-18
Jacobi Boykins (Third Team)

2016-17
Erik McCree (First Team)
Jacobi Boykins (Third Team)

2015-16
Alex Hamilton (First Team)
Erik McCree (Second Team)

2014-15
Speedy Smith (First Team)
Raheem Appleby (Second Team)
Alex Hamilton (Second Team)

2013-14
Speedy Smith (First Team)
Alex Hamilton (Third Team)

SPECIALTY AWARDS GALORE

Not only has LA Tech had 24 All-Conference USA selections since joining the league in 2013-14, they have also had 13 specialty awards, garnering at least one in every category. The Bulldogs have earned at least one specialty award in eight of its 12 seasons in CUSA.

2025

Daniel Batcho Defensive Player of the Year

2024

Isaiah Crawford Player of the Year

Isaiah Crawford Defensive Player of the Year

Daniel Batcho Newcomer of the Year

2021

Eric Konkol Coach of the Year

Kenneth Lofton, Jr. Freshman of the Year

2020

Kalob Ledoux Sixth Man of the Year

2017

DaQuan Bracey Freshman of the Year

2016

Alex Hamilton Player of the Year

2015

Speedy Smith Player of the Year

Michael White Coach of the Year

2014

Speedy Smith Defensive Player of the Year

Kenyon McNeail Sixth Man of the Year

LEFTY UNIVERSITY

Louisiana Tech also goes by the name Lefty University given the number of left-handed shooters the Bulldogs have had over the last decade.

This season, the Bulldogs have one lefty shooters -- Jermaurhiyun Anderson.

Name	Years Played
Jermaurhiyun Anderson	2025-26
Amaree Abram	2024-25
Al Green	2024-25
David Green	2021-23
Kenneth Lofton, Jr.	2020-22
Kalob Ledoux	2018-21
JaColby Pemberton	2016-21
DaQuan Bracey	2016-20
Mo Muhammed	2018-20
Jacobi Boykins	2014-18
Joniah White	2014-18
Omar Sherman	2016-17
Erik McCree	2014-17
Alex Hamilton	2012-16

NEW CONFERENCE USA

On July 1, 2023, Conference USA welcomed in four new members to the league -- Sam Houston, Jacksonville State, Liberty, and New Mexico State.

CUSA grew again on July 1, 2024 as Kennesaw State officially joined and then again on July 1, 2025 when Delaware and Missouri State brought the league membership to 12.

There have now been 35 members in CUSA since the league was formed back in 1995. UTEP is currently the longest member, going into its 21st season. Behind them is Louisiana Tech, Middle Tennessee, and FIU who all joined in 2013 and are getting ready to take part in their 13th season. WKU enters its 12th season as a league member.

OUR STATE

Over the last 13 seasons (2012-25), the Bulldogs have the most wins of any Division I team in the state of Louisiana BY FAR.

Team	Total Wins
Louisiana Tech	293
UL-Lafayette	248
LSU	242
Nicholls	209
Southern	204
Southeastern	187
McNeese	181
Northwestern State	177
Tulane	177
Grambling State	162
ULM	160
New Orleans	158

In eight of those 13 seasons, LA Tech has led the state of Louisiana in total wins. No other school has led in total victories more than twice during this same span.

100 WINS (AND MORE) IN CUSA

The Bulldogs victory over Southern Miss on Jan. 13, 2022 turned out to be their 100th CUSA victory. It took them only 145 games to get there, the second fastest of any team in league history behind only Cincinnati.

Despite only 12 seasons in the league, the 'Dogs have one of the highest win totals and winning percentages in the history of CUSA.

Team	CUSA Wins (Seasons)
UAB	279 (28)
Memphis	205 (18)
Southern Miss	183 (27)
UTEP	182 (20)
Charlotte	170 (20)
Marshall	141 (17)
Louisiana Tech	135 (12)

Team	CUSA Record (%)
Cincinnati	123-33 (78.8%)
Memphis	205-67 (75.4%)
Old Dominion	102-56 (64.6%)
Louisiana Tech	135-77 (63.7%)
Tulsa	87-55 (61.3%)
Louisville	95-61 (60.9%)

PRO DOGS

When Karl "The Mailman" Malone was taken with the 13th overall pick in the 1985 NBA Draft by the Utah Jazz, it set off a streak that continues to this day.

In all 40 years since then, at least one Bulldog has been playing in the NBA. That streak continues to this day as former Bulldog Isaiah Crawford is a member of the Houston Rockets organization. There are plenty of other former Bulldogs playing professionally as well.

Player	Country
Amorie Archibald	Hungary
Jacobi Boykins	Dominican Republic
DaQuan Bracey	Vietnam
Tahlik Chavez	Poland
Isaiah Crawford	NBA (Houston)
Qiydar Davis	Mexico
Stojan Gjurroski	North Macedonia
Alex Hamilton	Russia
Derric Jean	Mexico
Jaron Johnson	Turkey
Michale Kyser	Germany
Kalob Ledoux	Mexico
Kenneth Lofton Jr.	China
Dravon Mangum	Germany
Erik McCree	Brazil
Speedy Smith	Turkey

1,000 POINTS CLUB

No.	Name	Yrs Played	Points
1.	Mike Green	1969-73	2,340
2.	Mike McConathy	1973-77	2,033
3.	Alex Hamilton	2012-16	1,986
4.	Randy White	1985-89	1,947
5.	Anthony Dade	1988-92	1,867
6.	Gerrod Henderson	1998-02	1,829
7.	Raheem Appleby	2011-15	1,770
8.	Karl Malone	1982-85	1,716
9.	Paul Millsap	2003-06	1,708
10.	Kyle Gibson	2006-10	1,677
11.	Amorie Archibald	2017-22	1,632
12.	L.V. Norris	1951-55	1,619
13.	Lanky Wells	1973-77	1,608
14.	Billy Wiggins	1952-56	1,566
15.	Dave Simmons	1977-81	1,563
16.	Antonio Meeking	1999-03	1,541
17.	George Corley	1967-71	1,517
18.	Isaiah Crawford	2019-24	1,504
19.	Jackie Moreland	1957-60	1,491
20.	Erik McCree	2014-17	1,480
21.	DaQuan Bracey	2016-20	1,477
22.	Lonnie Cooper	1995-99	1,451
23.	Victor King	1975-79	1,420
24.	Jerry Hood	1961-65	1,403
25.	Charlie Bishop	1966-70	1,398
26.	Jacobi Boykins	2014-18	1,393
	Ray Germany	1956-60	1,393
28.	Robert Godbolt	1983-87	1,386
29.	Chester Coker	1951-55	1,334
30.	Joe Abendroth	1960-64	1,298
31.	Derek Smith	1977-00	1,241
32.	P.J. Brown	1989-92	1,228
33.	Cobe Williams	2019-23	1,209
34.	Willie Simmons	1981-85	1,202
35.	Derric Jean	2015-20	1,188
36.	Leon Barmore	1964-67	1,168
37.	Wayne Smith	1982-86	1,149
38.	Kenyon McNeail	2010-14	1,147
39.	Jerry Lovett	1948-52	1,086
40.	George Latham	1946-50	1,080
41.	Cory Dean	2001-05	1,022
42.	Ryan Bond	1993-96	1,014
43.	Olu Ashaolu	2008-11	1,006
44.	Alan Davis	1981-85	1,004
45.	Cordarius Johnson	2010-14	1,003

500 REBOUNDS CLUB

No.	Name	Yrs Played	Boards
1.	Mike Green	1969-73	1,575
2.	Paul Millsap	2003-06	1,172
3.	Jackie Moreland	1957-60	1,117
4.	Charlie Bishop	1966-70	1,115
5.	Randy White	1985-89	1,048
6.	P.J. Brown	1988-92	1,017
7.	Karl Malone	1982-85	859
8.	Elliott Lawrence	1973-77	848
9.	Anthony Dade	1988-92	846
10.	Ray Germany	1955-60	844
11.	Antonio Meeking	1999-03	814
12.	Michale Kyser	2011-15	741
13.	Olu Ashaolu	2008-11	725
14.	Erik McCree	2014-17	720
15.	Lanky Wells	1973-77	674
16.	Robert Godbolt	1983-87	673
	Willie Simmons	1981-85	673
18.	Jerry Hood	1961-65	642
19.	Victor King	1975-79	627
20.	Isaiah Crawford	2019-24	610
21.	Joe Abendroth	1960-64	597
22.	Kenneth Lofton Jr.	2020-22	588
23.	Ryan Bond	1992-96	553
24.	Richard Peek	1965-67	548
25.	Speedy Smith	2011-15	537
26.	Amorie Archibald	2017-22	527
27.	Alex Hamilton	2012-16	516
28.	Gerrod Henderson	1998-02	510
29.	JaColby Pemberton	2017-21	503

200 ASSISTS CLUB

No.	Name	Yrs Played	Assists
1.	Speedy Smith	2011-15	858
2.	Wayne Smith	1982-86	712
3.	Lonnie Cooper	1995-99	523
4.	DaQuan Bracey	2016-20	508
5.	Alex Hamilton	2012-16	501
6.	Kelvin Lewis	1984-88	478
7.	Amorie Archibald	2017-22	475
8.	Brett Guillory	1986-90	465
9.	Sean Newman Jr.	2023-25	391
10.	Alan Davis	1981-85	382
11.	Gerrod Henderson	1998-02	367
12.	Emmerson Wafer	1978-82	355
13.	Derric Jean	2015-20	348
14.	Daevon Haskins	2004-06	328
15.	Cobe Williams	2019-23	313
16.	Rennie Bailey	1979-84	272
17.	Isaiah Crawford	2019-24	248
18.	Byron Newton	1985-89	239
19.	Kyle Gibson	2006-10	234
20.	Kenyon McNeail	2010-14	223
	Lavelle Felton	2001-03	223
22.	Dave Simmons	1977-81	216
23.	Donell Allick	2003-05	210
24.	Robert Godbolt	1983-87	209

100 STEALS CLUB

No.	Name	Yrs Played	Steals
1.	Speedy Smith	2011-15	258
2.	Alex Hamilton	2012-16	215
3.	Gerrod Henderson	1998-02	191
4.	Isaiah Crawford	2019-24	187
5.	Wayne Smith	1982-86	185
6.	Alan Davis	1981-85	173
7.	Derric Jean	2015-20	158
8.	Lonnie Cooper	1995-99	153
9.	Karl Malone	1982-85	151
10.	Jacobi Boykins	2014-18	145
11.	Kelvin Lewis	1984-88	144
12.	Dave Simmons	1977-81	141
13.	Cobe Williams	2019-23	140
14.	Raheem Appleby	2011-15	138
15.	Amorie Archibald	2017-22	133
16.	Rennie Bailey	1979-84	130
17.	DaQuan Bracey	2016-20	128
	Kenyon McNeail	2010-14	128
19.	LaMont King	1992-95	127
20.	Willie Bland	1984-86	125
21.	Brett Guillory	1986-90	124
	Emmerson Wafer	1978-82	124
23.	Paul Millsap	2003-06	121
24.	Randy White	1985-89	119
25.	Daevon Haskins	2004-06	112
26.	Robert Godbolt	1983-87	106
27.	Jamel Guyton	2008-10	103
28.	P.J. Brown	1988-92	101

50 BLOCKS CLUB

No.	Name	Yrs Played	Blocks
1.	Michale Kyser	2011-15	363
2.	Willie Simmons	1981-85	268
3.	P.J. Brown	1988-92	241
4.	Paul Millsap	2003-06	183
5.	Daniel Batcho	2023-25	131
6.	Joniah White	2014-18	124
7.	Magnum Rolle	2008-10	123
8.	Isaiah Crawford	2019-24	102
9.	Anthony Duruji	2017-19	85
10.	Kendrick Spruel	1998-00	70
11.	Randy White	1985-89	66
12.	Antonio Meeking	1999-03	63
13.	Karl Malone	1982-85	59
14.	Chad McKenzie	2005-07	57
15.	Kenny Hunter	2020-23	53
16.	Louis Cook	1985-87	51
17.	Jacobi Boykins	2014-18	50
18.	Jy'lan Washington	2015-18	50

ACTIVE LEADERS

POINTS

Kaden Cooper	Junior	449
AJ Bates	Sophomore	306
Will Allen	R-Senior	209
DJ Dudley	Junior	182
Scooter Williams	Graduate Senior	139
Avery Thomas II	Sophomore	112
Sir Issac Herron	Graduate Senior	74
Will Jeffress	Graduate Senior	51
Jaylen Fenner	Freshman	43
Kylan Howze	Junior	39
Melian Martinez	R-Junior	39
Keegan Rowell	R-Sophomore	18
Lachlan Thompson	R-Sophomore	2

REBOUNDS

Kaden Cooper	Junior	372
Will Allen	R-Senior	247
AJ Bates	Sophomore	101
Avery Thomas II	Sophomore	90
Will Jeffress	Graduate Senior	55
Sir Issac Herron	Graduate Senior	47
Scooter Williams	Graduate Senior	46
Kylan Howze	Junior	39
DJ Dudley	Junior	36
Jaylen Fenner	Freshman	24
Melian Martinez	R-Junior	19
Keegan Rowell	R-Sophomore	2
Lachlan Thompson	R-Sophomore	1

ASSISTS

AJ Bates	Sophomore	135
Kaden Cooper	Junior	49
DJ Dudley	Junior	28
Scooter Williams	Graduate Senior	21
Jaylen Fenner	Freshman	14
Sir Issac Herron	Graduate Senior	11
Will Allen	R-Senior	11
Avery Thomas II	Sophomore	9
Will Jeffress	Graduate Senior	6
Kylan Howze	Junior	3
Keegan Rowell	R-Sophomore	1
Melian Martinez	R-Junior	1

BLOCKS

Kaden Cooper	Junior	33
Will Allen	R-Senior	20
Kylan Howze	Junior	13
Melian Martinez	R-Junior	13
Scooter Williams	Graduate Senior	7
Sir Issac Herron	Graduate Senior	6
Will Jeffress	Graduate Senior	4
Jaylen Fenner	Freshman	4
AJ Bates	Sophomore	3
Avery Thomas II	Sophomore	3
DJ Dudley	Junior	1

STEALS

Kaden Cooper	Junior	65
AJ Bates	Sophomore	33
Will Allen	R-Senior	29
DJ Dudley	Junior	14
Avery Thomas II	Sophomore	12
Jaylen Fenner	Freshman	12
Scooter Williams	Graduate Senior	11
Kylan Howze	Junior	8
Sir Issac Herron	Graduate Senior	6
Keegan Rowell	R-Sophomore	4
Will Jeffress	Graduate Senior	2
Melian Martinez	R-Junior	1

2025-26 TRENDS

RECORD BREAKDOWN

	UNDER HESTER	25-26
At Home	42-13	8-1
On The Road	17-31	0-6
Neutral Site	6-3	0-0
White Uniforms	40-12	7-0
Blue Uniforms	13-17	0-2
Red Uniforms	7-13	0-2
Columbia Blue Uniforms	3-1	1-0
Black Uniforms	2-4	0-3

HALFTIME/LEADS/OT

Leading at the half	51-13	8-0
Tied at the half	2-3	0-0
Trailing at the half	12-31	0-7
Decided by 5 points or fewer	12-20	1-1
Decided by 6-9 points	13-14	0-3
Decided by 10+ points	40-13	7-3
Leading/Tied with 10:00 left	57-8	8-0
Trailing with 10:00 left	8-39	0-7
Leading/Tied with 5:00 left	59-7	8-0
Trailing with 5:00 left	6-40	0-7
Overtime games	7-3	0-0

OFFENSE/DEFENSE

Scoring less than 70 points	15-32	2-7
Scoring 70-79 points	22-13	2-0
Scoring 80-89 points	14-2	2-0
Scoring 90+ points	14-0	2-0
Shooting 50% or higher	25-6	5-1
Shooting 40-49%	34-20	2-0
Shooting less than 40%	6-21	1-6
Shooting 40% or higher threes	22-10	3-0
Shooting 30-39% threes	32-13	2-1
Shooting less than 30% threes	11-24	3-6
Shooting 80% or higher FTs	15-11	2-0
Shooting 70-79% FTs	23-12	0-1
Shooting less than 70% FTs	27-24	6-6
Opp. scoring less than 70 points	49-16	7-3
Opp. scoring 70-79 points	14-21	1-3
Opp. scoring 80-89 points	2-7	0-1
Opp. scoring 90+ points	0-3	0-0
Opp. shooting 50% or higher	2-15	1-1
Opp. shooting 40-49%	25-24	0-3
Opp. shooting less than 40%	38-8	7-3
Opp. shooting 40%+ threes	7-19	0-1
Opp. shooting 30-39% threes	26-19	1-3
Opp. shooting less than 30% threes	32-9	7-3

REBOUNDS/TURNOVERS

Outrebounding opponent	51-21	7-3
Outrebounded	13-25	1-4
Rebounds are even	1-1	0-0
Forcing 15+ turnovers	25-7	4-0
Forcing less than 15 turnovers	40-40	4-7
Committing 15+ turnovers	21-12	3-0
Committing less than 15 turnovers	44-35	5-7

ASSISTS/STEALS/BLOCKS

More assists than opponent	49-14	7-1
Same/Fewer assists as opponent	16-33	1-6
More steals than opponent	38-18	6-2
Same/Fewer steals as opponent	27-29	2-5
More blocks than opponent	45-20	6-3
Same/Fewer blocks as opponent	20-27	2-4

STANDOUT GAMES

GAMES AS LEADING SCORER

	25-26	Career
DJ Dudley	6	6
AJ Bates	5	6
Kaden Cooper	3	7
Scooter Williams	2	2
Avery Thomas II	1	1
Kylan Howze	1	1

DOUBLE-FIGURE SCORING

	25-26	Career
DJ Dudley	9	9
Kaden Cooper	8	21
AJ Bates	8	12
Scooter Williams	7	7
Avery Thomas II	5	5
Sir Issac Herron	4	4
Will Jeffress	1	3
Jaylen Fenner	1	1
Keegan Rowell	1	1
Melian Martinez	1	1

20-POINT SCORING

	25-26	Career
AJ Bates	2	3
Kaden Cooper	2	3
DJ Dudley	1	1
Scooter Williams	1	1

4+ THREE-POINTERS

	25-26	Career
Avery Thomas II	2	2
DJ Dudley	2	2
AJ Bates	1	1

GAMES AS LEADING REBOUNDER

	25-26	Career
Kaden Cooper	7	25
Avery Thomas II	4	4
Will Jeffress	2	3
Kylan Howze	2	2
Scooter Williams	1	1
Will Allen	1	1

5+ ASSISTS

	25-26	Career
AJ Bates	8	12
Scooter Williams	1	1
DJ Dudley	1	1

3+ STEALS

	25-26	Career
Kaden Cooper	2	9
AJ Bates	1	3
Jaylen Fenner	1	1
Will Allen	1	1
DJ Dudley	1	1
Avery Thomas II	1	1
Keegan Rowell	1	1

3+ BLOCKS

	25-26	Career
Melian Martinez	3	3
Kaden Cooper	2	3
Kylan Howze	2	2

DOUBLE-DOUBLES

	25-26	Career
Kaden Cooper	3	6
AJ Bates	2	2
Scooter Williams	1	1
Avery Thomas II	1	1

(career stats at LA Tech)

(career stats at LA Tech)

LA TECH HIGHS

POINTS	93	Lyon College (11/9)
	90	Dallas Christian (12/22)
FGs MADE	37	Lyon College (11/9)
	35	Dallas Christian (12/22)
	35	Alcorn State (11/29)
FG ATTEMPTS	66	Alcorn State (11/29)
	66	at Indiana State (11/19)
	65	Dallas Christian (12/22)
	65	Indiana State (11/26)
FG%	65.4	Lyon College (11/9)
	56.9	Ecclesia College (12/7)
3-PT FGs MADE	11	Lyon College (11/9)
	11	UTEP (12/29)
	9	Ecclesia College (12/7)
	9	Liberty (1/8)
	9	Lyon College (11/9)
3-PT FG ATTEMPTS	24	Liberty (1/8)
	24	UTEP (12/29)
	24	Ecclesia College (12/7)
	22	at Nevada (11/4)
3-PT FG%	45.8	UTEP (12/29)
	45.8	Ecclesia College (12/7)
	42.9	Lyon College (11/9)
FTs MADE	20	UTEP (12/29)
	18	Jackson State (11/15)
FT ATTEMPTS	34	UTEP (12/29)
	31	Jackson State (11/15)
FT%	85.7	Indiana State (11/26)
	84.2	UL-Lafayette (12/13)
REBOUNDS	57	Jackson State (11/15)
	55	Dallas Christian (12/22)
ASSISTS	24	Ecclesia College (12/7)
	21	Dallas Christian (12/22)
STEALS	15	Lyon College (11/9)
	13	Dallas Christian (12/22)
BLOCKS	8	at Nevada (11/4)
	8	Alcorn State (11/29)
	8	Ecclesia College (12/7)
	6	at Indiana State (11/19)
	6	Lyon College (11/9)
TURNOVERS	16	Dallas Christian (12/22)
	15	UL-Lafayette (12/13)
	15	Ecclesia College (12/7)
FOULS	21	at Nevada (11/4)
	20	at WKU (1/4)
	20	at Tulane (12/17)

LA TECH LOWS

POINTS	50	at Nevada (11/4)
	51	at MTSU (1/2)
	51	at Indiana State (11/19)
FGs MADE	17	at MTSU (1/2)
	18	at Tulane (12/17)
	18	at Nevada (11/4)
FG ATTEMPTS	44	at MTSU (1/2)
	49	UL-Lafayette (12/13)
FG%	28.8	at Indiana State (11/19)
	31.6	at Tulane (12/17)
3-PT FGs MADE	2	at Indiana State (11/19)
	3	at Tulane (12/17)
	3	Indiana State (11/26)
	3	at Nevada (11/4)
3-PT FG ATTEMPTS	16	Indiana State (11/26)
	16	at Indiana State (11/19)
	16	Jackson State (11/15)
3-PT FG%	12.5	at Indiana State (11/19)
	13.6	at Nevada (11/4)
FTs MADE	5	Liberty (1/8)
	5	Alcorn State (11/29)
	6	Indiana State (11/26)
FT ATTEMPTS	7	Indiana State (11/26)
	9	Alcorn State (11/29)
FT%	45.5	Liberty (1/8)
	47.4	at WKU (1/4)
REBOUNDS	26	at Nevada (11/4)
	29	at MTSU (1/2)
	29	at Ga. Southern (12/3)
ASSISTS	2	at Indiana State (11/19)
	7	at MTSU (1/2)
STEALS	3	at Tulane (12/17)
	4	Liberty (1/8)
	4	at Ga. Southern (12/3)
BLOCKS	0	at Tulane (12/17)
	0	at MTSU (1/2)
TURNOVERS	8	Liberty (1/8)
	8	Alcorn State (11/29)
	9	at WKU (1/4)
FOULS	9	Indiana State (11/26)
	11	at MTSU (1/2)
	11	UL-Lafayette (12/13)

OPPONENT HIGHS

POINTS	81	at MTSU (1/2)
	77	at Ga. Southern (12/3)
	77	at Nevada (11/4)
FGs MADE	32	at MTSU (1/2)
	29	Indiana State (11/26)
FG ATTEMPTS	60	at Indiana State (11/19)
	58	at MTSU (1/2)
FG%	55.2	at MTSU (1/2)
	51.8	Indiana State (11/26)
3-PT FGs MADE	22	at MTSU (1/2)
	12	at WKU (1/4)
3-PT FG ATTEMPTS	44	at MTSU (1/2)
	38	at Indiana State (11/19)
3-PT FG%	50.0	at MTSU (1/2)
	37.5	Liberty (1/8)
FTs MADE	24	at Tulane (12/17)
	21	at Nevada (11/4)
FT ATTEMPTS	31	at Tulane (12/17)
	28	at Nevada (11/4)
FT%	90.0	Indiana State (11/26)
	81.3	Liberty (1/8)
	81.3	UTEP (12/29)
REBOUNDS	45	at Nevada (11/4)
	44	at Indiana State (11/19)
ASSISTS	22	at MTSU (1/2)
	16	at Nevada (11/4)
STEALS	10	Jackson State (11/15)
	9	Dallas Christian (12/22)
	9	at Tulane (12/17)
BLOCKS	8	at Tulane (12/17)
	7	Alcorn State (11/29)
TURNOVERS	21	Lyon College (11/9)
	18	Dallas Christian (12/22)
FOULS	22	UTEP (12/29)
	21	Jackson State (11/15)

OPPONENT LOWS

POINTS	35	Lyon College (11/9)
	37	Dallas Christian (12/22)
	37	Ecclesia College (12/7)
FGs MADE	13	Dallas Christian (12/22)
	13	Ecclesia College (12/7)
	14	Lyon College (11/9)
FG ATTEMPTS	46	at Tulane (12/17)
	50	UL-Lafayette (12/13)
FG%	23.6	Dallas Christian (12/22)
	24.1	Ecclesia College (12/7)
3-PT FGs MADE	3	at Tulane (12/17)
	4	Ecclesia College (12/7)
	4	Alcorn State (11/29)
3-PT FG ATTEMPTS	14	Alcorn State (11/29)
	20	at Nevada (11/4)
3-PT FG%	12.5	at Tulane (12/17)
	16.7	Dallas Christian (12/22)
FTs MADE	1	Lyon College (11/9)
	2	at MTSU (1/2)
FT ATTEMPTS	6	Lyon College (11/9)
	8	at MTSU (1/2)
FT%	16.7	Lyon College (11/9)
	25.0	at MTSU (1/2)
REBOUNDS	17	Ecclesia College (12/7)
	23	Dallas Christian (12/22)
	23	Indiana State (11/26)
ASSISTS	5	Alcorn State (11/29)
	6	Lyon College (11/9)
STEALS	3	Indiana State (11/26)
	4	at Indiana State (11/19)
BLOCKS	0	Ecclesia College (12/7)
	1	at WKU (1/4)
	1	Indiana State (11/26)
TURNOVERS	7	Liberty (1/8)
	8	Indiana State (11/26)
	11	Liberty (1/8)
FOULS	11	Alcorn State (11/29)
	13	at MTSU (1/2)

LA TECH PLAYER HIGHS

POINTS	26	Dudley at GS (12/3)
	26	Bates vs. Alcorn (11/29)
	24	Cooper vs. DCC (12/22)
	23	Bates vs. ULL (12/13)
	23	Williams at ISU (11/19)
	20	Cooper vs. Ecclesia (12/7)
FGs MADE	10	Cooper vs. DCC (12/22)
	10	Dudley at GS (12/3)
	10	Bates vs. Alcorn (11/29)
	9	Williams at ISU (11/19)
	8	Cooper vs. Ecclesia (12/7)
FG ATTEMPTS	21	Williams at ISU (11/19)
	18	Cooper vs. DCC (12/22)
	17	Dudley at GS (12/3)
FG% (min. 5 made)	100.0 (6-6)	Martinez at WKU (1/4)
	87.5 (7-8)	Thomas II vs. Lyon (11/9)
	85.7 (6-7)	Herron vs. Alcorn (11/29)
	83.3 (5-6)	Herron at GS (12/3)
	83.3 (5-6)	Herron vs. ISU (11/26)
	80.0 (8-10)	Cooper vs. Ecclesia (12/7)
3-PT FGs MADE	5	Dudley vs. ULL (12/13)
	4	Thomas II vs. Ecclesia (12/7)
	4	Dudley at GS (12/3)
	4	Bates vs. Alcorn (11/29)
	4	Thomas II vs. Lyon (11/9)
3-PT FG ATT.	8	Bates at WKU (1/4)
	8	Dudley vs. ULL (12/13)
	8	Dudley at GS (12/3)
	7	Dudley vs. UTEP (12/29)
	7	Thomas II vs. JSU (11/15)
3-PT FG% (min. 3 made)	80.0 (4-5)	Thomas II vs. Lyon (11/9)
	75.0 (3-4)	Fenner vs. Lyon (11/9)
FTs MADE	9	Bates vs. ULL (12/13)
	7	Bates vs. UTEP (12/29)
	5	Allen at MTSU (1/2)
	5	Williams at Tulane (12/17)
FT ATTEMPTS	10	Bates vs. UTEP (12/29)
	9	Bates vs. ULL (12/13)
	8	Williams at ISU (11/19)
FT% (100.0)	9-9	Bates vs. ULL (12/13)
	5-5	Williams at Tulane (12/17)
	4-4	Cooper vs. DCC (12/22)
	4-4	Cooper vs. ULL (12/13)
REBOUNDS	20	Cooper vs. ULL (12/13)
	15	Thomas II vs. DCC (12/22)
	13	Cooper at WKU (1/4)
	13	Cooper vs. DCC (12/22)
ASSISTS	10	Bates vs. UTEP (12/29)
	10	Bates vs. Ecclesia (12/7)
	9	Bates at GS (12/3)
	8	Bates vs. ULL (12/13)
	8	Bates vs. JSU (11/15)
STEALS	4	Bates vs. DCC (12/22)
	4	Fenner vs. Lyon (11/9)
	3	Cooper vs. UTEP (12/29)
	3	Thomas II vs. DCC (12/22)
	3	Rowell vs. DCC (12/22)
	3	Dudley vs. ULL (12/13)
	3	Cooper vs. Ecclesia (12/7)
	3	Allen at Nevada (11/4)
BLOCKS	3	Martinez vs. LU (1/8)
	3	Martinez at WKU (1/4)
	3	Cooper vs. Ecclesia (12/7)
	3	Howze vs. Ecclesia (12/7)
	3	Cooper vs. Alcorn (11/29)
	3	Howze vs. Lyon (11/9)
	3	Martinez at Nevada (11/4)
TURNOVERS	5	Dudley vs. ULL (12/13)
	5	Bates vs. JSU (11/15)
	4	Allen at MTSU (1/2)
	4	Dudley vs. Ecclesia (12/7)
	4	Williams vs. Ecclesia (12/7)

/// LAST TIME LA TECH...

100 Points by a Team:

LA Tech 108 vs. Rust College (Dec. 21, 2024)
Opponent 102, Centenary (Dec. 18, 1993)

Win by 30 or More:

LA Tech 90-37 vs. *Dallas Christian (Dec. 22, 2025)*
Opponent 88-51, at *Middle Tennessee (Jan. 2, 2026)*

Win by 40 or More:

LA Tech 90-37 vs. *Dallas Christian (Dec. 22, 2025)*
Opponent 72-30, #25 Utah State (March 5, 2011)

Overtime Games:

OT 66-61 vs. Sam Houston (Feb. 1, 2025)
2OT 75-77 vs. Middle Tennessee (March 13, 2025)
3OT 56-55 vs. UTPA (Jan. 11, 1996)

5 Players with 10 or More Points:

LA Tech vs. *UTEP (Dec. 29, 2025)*
Opponent *Liberty (Jan. 8, 2026)*

6 Players with 10 or More Points:

LA Tech vs. *UTEP (Dec. 29, 2025)*
Opponent Marshall (Feb. 4, 2017)

2 Players with 20 or More Points:

LA Tech vs. Liberty (Jan. 11, 2025)
Daniel Batcho and Sean Newman Jr.
Opponent #16 Memphis (Dec. 4, 2024)

3 Players with 20 or More Points:

LA Tech vs. Alcorn State (Dec. 5, 2016)
Derric Jean, Jacobi Boykins, and Erik McCree
Opponent Rice (Jan. 5, 2003)

2 Players with 30 or More Points:

LA Tech at LSU (Dec. 6, 1988)
Randy White and Byron Newton
Opponent Stephen F. Austin (Dec. 7, 2018)

2 Players with 10 or More Rebounds:

LA Tech vs. *Dallas Christian (Dec. 22, 2025)*
Kaden Cooper and Avery Thomas II
Opponent Rice (Feb. 2, 2023)

2 Players with Double-Doubles:

LA Tech vs. *Dallas Christian (Dec. 22, 2025)*
Kaden Cooper and Avery Thomas II
Opponent Middle Tennessee (Feb. 17, 2018)

40 or More Made Field Goals:

LA Tech 44 vs. Rust College (Dec. 21, 2024)
Opponent 41, Lamar (Feb. 28, 1993)

70 or More Field Goal Attempts:

LA Tech 78 vs. Rust College (Dec. 21, 2024)
Opponent 71, Mississippi Valley State (Nov. 19, 2019)

80 or More Field Goal Attempts:

LA Tech 94 vs. Central Baptist (Feb. 20, 2013)
Opponent 82, Charlotte (Jan. 9, 2016)

50% from the Field:

LA Tech 53.8% vs. *Dallas Christian (Dec. 22, 2025)*
Opponent 55.2%, at *Middle Tennessee (Jan. 2, 2026)*

60% from the Field:

LA Tech 65.4% vs. *Ecclesia College (Dec. 7, 2025)*
Opponent 62.2%, Charlotte (Feb. 18, 2022)

Less than 30% from the field:

LA Tech 28.8% at *Indiana State (Nov. 19, 2025)*
Opponent 23.6%, *Dallas Christian (Dec. 22, 2025)*

10 or More 3-Pointers Made:

LA Tech 11 vs. *UTEP (Dec. 29, 2025)*
Opponent 12, at *WKU (Jan. 4, 2026)*

15 or More 3-Pointers Made:

LA Tech 15 vs. UT Southern (Nov. 26, 2022)
Opponent 22, at *Middle Tennessee (Jan. 2, 2026)*

30 or More 3-Point Attempts:

LA Tech 32 at Jacksonville State (Jan. 16, 2025)
Opponent 37, at *WKU (Jan. 4, 2026)*

50% from Three:

LA Tech 70.6% vs. UTEP (March 8, 2025)
Opponent 50.0%, at *Middle Tennessee (Jan. 2, 2026)*

60% from Three:

LA Tech 70.6% vs. UTEP (March 8, 2025)
Opponent 63.6%, UTEP (Jan. 6, 2018)

70% from Three:

LA Tech 70.6% vs. UTEP (March 8, 2025)
Opponent 75.0%, Saint Louis (Nov. 17, 2006)

Less than 20% from Three:

LA Tech 16.7% at *Tulane (Dec. 17, 2025)*
Opponent 16.7%, *Dallas Christian (Dec. 22, 2025)*

20 or More Made Free Throws:

LA Tech 20 vs. *UTEP (Dec. 29, 2025)*
Opponent 20, *WKU (Jan. 4, 2026)*

30 or More Made Free Throws:

LA Tech 37 vs. Jackson State (Dec. 4, 2015)
Opponent 32, WKU (Feb. 27, 2020)

5 or Less Made Free Throws:

LA Tech 5 vs. *Alcorn State (Nov. 29, 2025)*
Opponent 2, at *Middle Tennessee (Jan. 2, 2026)*

30 or More Free Throw Attempts:

LA Tech 34 vs. *UTEP (Dec. 29, 2025)*
Opponent 31, *Tulane (Dec. 17, 2025)*

40 or More Free Throw Attempts:

LA Tech 42 vs. WKU (Jan. 23, 2025)
Opponent 40, North Texas (Feb. 6, 2016)

100% from the Free Throw Line:

LA Tech 12-12 at FIU (Feb. 1, 2024)
Opponent 7-7, at WKU (Feb. 22, 2025)

40 or More Rebounds:

LA Tech 44 vs. *WKU (Jan. 4, 2026)*
Opponent 41, *Liberty (Jan. 8, 2026)*

50 or More Rebounds:

LA Tech 55 vs. *Dallas Christian (Dec. 22, 2025)*
Opponent 51, Alabama (Nov. 9, 2021)

15 or More Offensive Rebounds:

LA Tech 15 vs. *WKU (Jan. 4, 2026)*
Opponent 16, *UTEP (Dec. 29, 2025)*

20 or More Assists:

LA Tech 21 vs. *Dallas Christian (Dec. 22, 2025)*
Opponent 22, at *Middle Tennessee (Jan. 2, 2026)*

10 or More Blocks:

LA Tech 11 vs. Liberty (Jan. 14, 2024)
Opponent 11, Northwestern State (Dec. 5, 2009)

10 or More Steals:

LA Tech 13 vs. *Dallas Christian (Dec. 22, 2025)*
LA Tech 10, *Jackson State (Nov. 15, 2025)*

15 or More Steals:

LA Tech 15 vs. *Lyon College (Nov. 9, 2025)*
LA Tech 15, UTEP (Jan. 2, 2025)

15 or More Turnovers:

LA Tech 16 vs. *Dallas Christian (Dec. 22, 2025)*
Opponent 15, *UTEP (Dec. 29, 2025)*

20 or More Turnovers:

LA Tech 20 at UTEP (Jan. 2, 2025)
Opponent 21, *Lyon College (Nov. 9, 2025)*

5 or Less Turnovers:

LA Tech 0 at Saint Louis (Dec. 16, 2023)
Opponent 3, New Mexico State (March 6, 2025)

/// LAST TIME LA TECH PLAYER...

30 or More Points:

LA Tech 38, Daniel Batcho vs. Miss. College (Nov. 18, 2024)
Opponent **32, Tavarus Webb, Georgia Southern (Dec. 3, 2025)**

40 or More Points:

LA Tech 40, Karl Malone at Centenary (Dec. 5, 1983)
Opponent 43, Taveion Hollingsworth, WKU (Feb. 27, 2020)

10 or More Made Field Goals:

LA Tech **10, Kaden Cooper vs. Dallas Christian (Dec. 22, 2025)**
Opponent **13, Tavarus Webb, Georgia Southern (Dec. 3, 2025)**

15 or More Made Field Goals:

LA Tech 15, Craig Jackson vs. Little Rock (Jan. 13, 1999)
Opponent 18, Chris Jackson, LSU (Dec. 6, 1988)

20 or More Field Goal Attempts:

LA Tech **21, Scooter Williams at Indiana State (Nov. 19, 2025)**
Opponent 20, Jaron Pierre Jr., Jax State (Feb. 15, 2025)

25 or More Field Goal Attempts:

LA Tech 25, Kenneth Lofton, Jr. at Santa Clara (Dec. 4, 2021)
Opponent 25, Jhivvan Jackson, UTSA (Feb. 16, 2019)

80% from the Field (min. 6 attempts):

LA Tech **100.0%, Melian Martinez at WKU (Jan. 4, 2026)**
Opponent 83.3%, Duke Brennan, Grand Canyon (Dec. 16, 2024)

100% from the Field (min. 6 attempts):

LA Tech **6-6, Melian Martinez at WKU (Jan. 4, 2026)**
Opponent 6-6, Aaron Scott, North Texas (March 9, 2023)

6 Made 3-Pointers:

LA Tech 6, Al Green vs. UTEP (March 8, 2025)
Opponent **8, Alec Oglesby, Middle Tennessee (Jan. 2, 2026)**

7 Made 3-Pointers:

LA Tech 7, Tahlik Chavez at FIU (Feb. 1, 2024)
Opponent **8, Alec Oglesby, Middle Tennessee (Jan. 2, 2026)**

8 or More Made 3-Pointers:

LA Tech 8, Keaston Willis vs. UTSA (Feb. 19, 2022)
Opponent **8, Alec Oglesby, Middle Tennessee (Jan. 2, 2026)**

10 or More 3-Point Attempts:

LA Tech 11, Amaree Abram at Jax State (Jan. 16, 2025)
Opponent **12, Grant Newell, WKU (Jan. 4, 2026)**

15 or More 3-Point Attempts:

LA Tech 15, Kenyon McNeal at UTSA (Jan. 12, 2013)
Opponent 15, Jordan Walker, UAB (Jan. 22, 2022)

100% from Three (min. 4 attempts):

LA Tech 4-4, Isaiah Crawford at WKU (Feb. 23, 2023)
Opponent 4-4, Brett Olson, Denver (March 9, 2013)

10 or More Made Free Throws:

LA Tech 11, Sean Newman Jr. at MTSU (Feb. 20, 2025)
Opponent 10, Cameron Huefner, Sam Houston (March 1, 2025)

15 or More Made Free Throws:

LA Tech 16, Erik McCree vs. Jackson State (Dec. 4, 2015)
Opponent 17, Taveion Hollingsworth, WKU (Feb. 27, 2020)

15 or More Free Throw Attempts:

LA Tech 15, Daniel Batcho vs. Liberty (Jan. 11, 2025)
Opponent 19, Taveion Hollingsworth, WKU (Feb. 27, 2020)

20 or More Free Throw Attempts:

LA Tech 23, Alex Hamilton vs. MTSU (Jan. 17, 2015)
Opponent 21, Joe Dumars, McNeese State (Feb. 18, 1984)

100% Made Free Throws (min. 10 attempts):

LA Tech 11-11, Sean Newman Jr. at MTSU (Feb. 20, 2025)
Opponent 12-12, PJ Haggerty, #16 Memphis (Dec. 4, 2024)

15 or More Rebounds:

LA Tech **15, Avery Thomas II vs. Dallas Christian (Dec. 22, 2025)**
Opponent 18, Darius Days, LSU (Dec. 18, 2021)

20 or More Rebounds:

LA Tech **20, Kaden Cooper vs. UL-Lafayette (Dec. 13, 2025)**
Opponent 20, Joseph Uchebo, Charlotte (Jan. 9, 2016)

10 or More Assists:

LA Tech **10, AJ Bates vs. UTEP (Dec. 29, 2025)**
Opponent 10, Ahmad Caver, Old Dominion (Feb. 10, 2018)

5 or More Blocks:

LA Tech 5, Daniel Batcho vs. Sam Houston (Feb. 1, 2025)
Opponent 6, Jamarion Sharp, WKU (March 10, 2022)

5 or More Steals:

LA Tech 6, Amaree Abram vs. Southern Illinois (Nov. 25, 2024)
Opponent 6, Jalen Jackson, WKU (Jan. 23, 2025)

Double-Double:

AJ Bates vs. UTEP (Dec. 29, 2025)

Triple-Double:

Alex Hamilton vs. Rice (Feb. 27, 2016)

Two Consecutive 20-Point Games:

Isaiah Crawford (Feb. 24, 2024 -- Feb. 28, 2024)

Three Consecutive 20-Point Games:

Cobe Williams (Jan. 14, 2023 -- Jan. 21, 2023)

Four Consecutive 20-Point Games:

Cobe Williams (Jan. 14, 2023 -- Jan. 26, 2023)

Five Consecutive 20-Point Games:

Paul Millsap (Jan. 7, 2006 -- Jan. 21, 2006)

Six Consecutive 20-Point Games:

Paul Millsap (Jan. 22, 2005 -- Feb. 10, 2005)

Two Consecutive 30-Point Games:

Alex Hamilton (March 3, 2016 -- March 5, 2016)

Three Consecutive 10-Rebound Games:

Kaden Cooper (March 6, 2025 - March 13, 2025)

Four Consecutive 10-Rebound Games:

Daniel Batcho (Jan. 25, 2024 - Feb. 7, 2024)

Five Consecutive 10-Rebound Games:

Kenneth Lofton, Jr. (Jan. 22, 2022 - Feb. 5, 2022)

Two Consecutive Double-Doubles:

Daniel Batcho (Jan. 25, 2025 - Feb. 1, 2025)

Three Consecutive Double-Doubles:

Daniel Batcho (Jan. 25, 2024 - Feb. 1, 2024)

Four Consecutive Double-Doubles:

Kenneth Lofton, Jr. (Jan. 22, 2022 - Feb. 3, 2022)

Five Consecutive Double-Doubles:

Kenneth Lofton, Jr. (Jan. 22, 2022 - Feb. 5, 2022)

Two Consecutive 10-Assist Games:

Sean Newman Jr. (Nov. 9, 2024 - Nov. 13, 2024)

Three Consecutive 10-Assist Games:

Sean Newman Jr. (Nov. 9, 2024 - Nov. 18, 2024)

Three Consecutive 5-Block Games:

Michale Kyser (Dec. 2, 2014 -- Dec. 6, 2014)

STARTING LINEUPS

Date	Opponent	Guard	Guard	Guard/Forward	Guard/Forward	Forward	Result
Nov. 4	at Nevada	AJ Bates	Kaden Cooper	Avery Thomas II	Will Allen	Kylan Howze	L, 50-77
Nov. 9	LYON COLLEGE	AJ Bates	Scooter Williams	Jaylen Fenner	Will Allen	Kylan Howze	W, 93-35
Nov. 15	JACKSON STATE	AJ Bates	Scooter Williams	Jaylen Fenner	Will Allen	Kylan Howze	W, 68-51
Nov. 19	at Indiana State	AJ Bates	Scooter Williams	Jaylen Fenner	Will Allen	Kylan Howze	L, 51-60
Nov. 26	INDIANA STATE	AJ Bates	Jaylen Fenner	Avery Thomas II	Will Allen	Melian Martinez	W, 75-73
Nov. 29	ALCORN STATE	AJ Bates	Jaylen Fenner	Avery Thomas II	Will Allen	Melian Martinez	W, 83-58
Dec. 3	at Georgia Southern	AJ Bates	Jaylen Fenner	Avery Thomas II	Will Allen	Melian Martinez	L, 69-77
Dec. 7	ECCLESIA COLLEGE	AJ Bates	Kaden Cooper	DJ Dudley	Will Jeffress	Sir Issac Herron	W, 89-37
Dec. 13	UL-LAFAYETTE	AJ Bates	Kaden Cooper	DJ Dudley	Will Jeffress	Sir Issac Herron	W, 65-44
Dec. 17	at Tulane	AJ Bates	Kaden Cooper	DJ Dudley	Will Jeffress	Sir Issac Herron	L, 53-61
Dec. 22	DALLAS CHRISTIAN	AJ Bates	Kaden Cooper	DJ Dudley	Avery Thomas II	Sir Issac Herron	W, 90-37
Dec. 29	UTEP*	AJ Bates	Kaden Cooper	DJ Dudley	Avery Thomas II	Sir Issac Herron	W, 75-63
Jan. 2	at Middle Tennessee*	AJ Bates	Kaden Cooper	DJ Dudley	Avery Thomas II	Sir Issac Herron	L, 51-88
Jan. 4	at WKU*	AJ Bates	Kaden Cooper	DJ Dudley	Avery Thomas II	Sir Issac Herron	L, 61-66
Jan. 8	LIBERTY*	AJ Bates	Kaden Cooper	DJ Dudley	Avery Thomas II	Sir Issac Herron	L, 56-72
Jan. 10	DELAWARE*						
Jan. 14	MIDDLE TENNESSEE*						
Jan. 17	at Jacksonville State*						
Jan. 24	KENNESAW STATE*						
Jan. 28	at UTEP*						
Jan. 31	at Sam Houston*						
Feb. 4	NEW MEXICO STATE*						
Feb. 7	SAM HOUSTON*						
Feb. 12	at Missouri State*						
Feb. 14	at FIU*						
Feb. 18	JACKSONVILLE STATE*						
Feb. 21	at Kennesaw State*						
Feb. 26	MISSOURI STATE*						
Feb. 28	FIU*						
March 5	at Liberty*						
March 7	at Delaware*						

STARTING LINEUP RECORDS

LINEUP 1 (0-1)	LINEUP 2 (2-1)	LINEUP 3 (2-1)	LINEUP 4 (2-1)	LINEUP 5 (2-3)
AJ Bates	AJ Bates	AJ Bates	AJ Bates	AJ Bates
Kaden Cooper	Scooter Williams	Jaylen Fenner	Kaden Cooper	Kaden Cooper
Avery Thomas II	Jaylen Fenner	Avery Thomas II	DJ Dudley	DJ Dudley
Will Allen	Will Allen	Will Allen	Will Jeffress	Avery Thomas II
Kylan Howze	Kylan Howze	Melian Martinez	Sir Issac Herron	Sir Issac Herron

LEADS & DEFICITS

Date	Opponent	Largest Lead	Largest Deficit	Time Led	Time Trailed	Time Tied	Result
Nov. 4	at Nevada	1 (1st 18:44)	30 (2nd 8:53)	0:19	39:19	0:22	L, 50-77
Nov. 9	LYON COLLEGE	59 (2nd 4:15)	-----	39:18	-----	0:42	W, 93-35
Nov. 15	JACKSON STATE	19 (2nd 0:50)	8 (1st 7:28)	23:44	15:07	1:09	W, 68-51
Nov. 19	at Indiana State	1 (1st 17:41)	10 (2nd 11:44)	0:12	37:59	1:49	L, 51-60
Nov. 26	INDIANA STATE	11 (1st 0:00)	8 (1st 10:14)	22:41	13:31	3:48	W, 75-73
Nov. 29	ALCORN STATE	27 (2nd 0:54)	-----	39:03	-----	0:57	W, 83-58
Dec. 3	at Georgia Southern	5 (1st 8:31)	13 (1st 1:42)	6:53	30:04	3:03	L, 69-77
Dec. 7	ECCLESIA COLLEGE	52 (2nd 0:17)	-----	38:42	-----	1:18	W, 89-37
Dec. 13	UL-LAFAYETTE	21 (2nd 0:31)	2 (1st 19:51)	36:38	2:35	0:47	W, 65-44
Dec. 17	at Tulane	1 (1st 13:22)	12 (2nd 16:56)	1:47	37:03	1:10	L, 53-61
Dec. 22	DALLAS CHRISTIAN	54 (2nd 1:26)	3 (1st 18:39)	36:44	2:51	0:25	W, 90-37
Dec. 29	UTEP*	20 (1st 7:16)	2 (1st 19:13)	38:42	0:31	0:47	W, 75-63
Jan. 2	at Middle Tennessee*	2 (1st 19:33)	37 (2nd 0:27)	0:45	38:48	0:27	L, 51-88
Jan. 4	at WKU*	1 (2nd 0:59)	15 (2nd 19:25)	0:06	37:06	2:48	L, 61-66
Jan. 8	LIBERTY*	1 (1st 15:44)	16 (2nd 0:28)	0:40	38:14	1:06	L, 56-72
Jan. 10	DELAWARE*						
Jan. 14	MIDDLE TENNESSEE*						
Jan. 17	at Jacksonville State*						
Jan. 24	KENNESAW STATE*						
Jan. 28	at UTEP*						
Jan. 31	at Sam Houston*						
Feb. 4	NEW MEXICO STATE*						
Feb. 7	SAM HOUSTON*						
Feb. 12	at Missouri State*						
Feb. 14	at FIU*						
Feb. 18	JACKSONVILLE STATE*						
Feb. 21	at Kennesaw State*						
Feb. 26	MISSOURI STATE*						
Feb. 28	FIU*						
March 5	at Liberty*						
March 7	at Delaware*						

GAME-BY-GAME LEADERS

Date	Opponent	Points	Rebounds	Assists
Nov. 4	at Nevada	AJ Bates (9) DJ Dudley (9) Kylan Howze (9)	Kaden Cooper (5)	AJ Bates (3)
Nov. 9	LYON COLLEGE	Avery Thomas II (18)	Kylan Howze (9) Will Allen (9)	AJ Bates (7)
Nov. 15	JACKSON STATE	AJ Bates (15) Kaden Cooper (15)	Kylan Howze (9) Avery Thomas II (9)	AJ Bates (8)
Nov. 19	at Indiana State	Scooter Williams (23)	Scooter Williams (11)	AJ Bates (1) Scooter Williams (1)
Nov. 26	INDIANA STATE	DJ Dudley (17)	Kaden Cooper (10)	AJ Bates (3) Sir Issac Herron (3)
Nov. 29	ALCORN STATE	AJ Bates (26)	Kaden Cooper (9)	AJ Bates (6)
Dec. 3	at Georgia Southern	DJ Dudley (26)	Will Jeffress (5)	AJ Bates (9)
Dec. 7	ECCLESIA COLLEGE	Kaden Cooper (20)	Will Jeffress (9)	AJ Bates (10)
Dec. 13	UL-LAFAYETTE	AJ Bates (23)	Kaden Cooper (20)	AJ Bates (8)
Dec. 17	at Tulane	DJ Dudley (17)	Kaden Cooper (7)	AJ Bates (4)
Dec. 22	DALLAS CHRISTIAN	Kaden Cooper (24)	Avery Thomas II (15)	AJ Bates (6)
Dec. 29	UTEP*	DJ Dudley (18)	Kaden Cooper (8)	AJ Bates (10)
Jan. 2	at Middle Tennessee*	Scooter Williams (12)	Avery Thomas II (6)	AJ Bates (4)
Jan. 4	at WKU*	AJ Bates (13)	Kaden Cooper (13)	AJ Bates (3) Scooter Williams (3)
Jan. 8	LIBERTY*	DJ Dudley (17)	Avery Thomas II (10)	AJ Bates (3) Scooter Williams (3)
Jan. 10	DELAWARE*			
Jan. 14	MIDDLE TENNESSEE*			
Jan. 17	at Jacksonville State*			
Jan. 24	KENNESAW STATE*			
Jan. 28	at UTEP*			
Jan. 31	at Sam Houston*			
Feb. 4	NEW MEXICO STATE*			
Feb. 7	SAM HOUSTON*			
Feb. 12	at Missouri State*			
Feb. 14	at FIU*			
Feb. 18	JACKSONVILLE STATE*			
Feb. 21	at Kennesaw State*			
Feb. 26	MISSOURI STATE*			
Feb. 28	FIU*			
March 5	at Liberty*			
March 7	at Delaware*			

/// GAME-BY-GAME BREAKDOWN

Date	Opponent	W/L	Points in Paint			Pts Off Turnovers			2nd Chance Pts.			Fast Break Pts.			Bench Points		
			Tech Opp. Diff.			Tech Opp. Diff.			Tech Opp. Diff.			Tech Opp. Diff.			Tech Opp. Diff.		
Nov. 4	at Nevada	L	30	32	-2	10	11	-1	9	21	-12	3	9	-6	21	29	-8
Nov. 9	LYON COLLEGE	W	50	12	+38	29	10	+19	14	0	+14	30	7	+23	51	18	+33
Nov. 15	JACKSON STATE	W	38	14	+24	8	15	-7	17	12	+5	9	10	-1	39	10	+29
Nov. 19	at Indiana State	L	28	18	+10	9	12	-3	12	7	+5	4	4	0	20	16	+4
Nov. 26	INDIANA STATE	W	44	46	-2	11	16	-5	16	5	+11	7	8	-1	55	7	+48
Nov. 29	ALCORN STATE	W	48	28	+20	13	6	+7	19	8	+11	3	9	-6	41	21	+20
Dec. 3	at Georgia Southern	L	32	34	-2	13	16	-3	4	12	+8	6	7	-1	57	17	+40
Dec. 7	ECCLESIA COLLEGE	W	42	8	+34	10	11	-1	9	4	+5	13	2	+11	37	6	+31
Dec. 13	UL-LAFAYETTE	W	32	6	+26	15	11	+4	12	4	+8	11	1	+10	7	7	0
Dec. 17	at Tulane	L	26	20	+6	4	16	-12	10	13	-3	5	10	-5	20	11	+9
Dec. 22	DALLAS CHRISTIAN	W	54	12	+42	18	15	+3	17	5	+12	16	9	+7	27	8	+19
Dec. 29	UTEP*	W	16	20	-4	18	5	+13	5	18	-13	12	5	+7	15	23	-8
Jan. 2	at Middle Tennessee*	L	20	18	+2	5	16	-11	6	6	0	8	7	+1	27	36	-9
Jan. 4	at WKU*	L	34	10	+24	8	11	-3	13	16	-3	2	2	0	25	8	+17
Jan. 8	LIBERTY*	L	18	28	-10	7	12	-5	6	10	-4	7	7	0	12	12	0
Jan. 10	DELAWARE*																
Jan. 14	MIDDLE TENNESSEE*																
Jan. 17	at Jacksonville State*																
Jan. 24	KENNESAW STATE*																
Jan. 28	at UTEP*																
Jan. 31	at Sam Houston*																
Feb. 4	NEW MEXICO STATE*																
Feb. 7	SAM HOUSTON*																
Feb. 12	at Missouri State*																
Feb. 14	at FIU*																
Feb. 18	JACKSONVILLE STATE*																
Feb. 21	at Kennesaw State*																
Feb. 26	MISSOURI STATE*																
Feb. 28	FIU*																
March 5	at Liberty*																
March 7	at Delaware*																

PRESEASON POLL

1. Liberty (11)
 2. Kennesaw State (1)
 3. New Mexico State
 4. Middle Tennessee
 5. **Louisiana Tech**
 6. WKU
 7. Jacksonville State
 8. UTEP
 9. Sam Houston
 10. FIU
 11. Delaware
 12. Missouri State
- (First-place votes)

PRESEASON TEAM

Cavan Reilly, G Delaware
 Mostapha El Moutaouakkil, G Jacksonville State
 Simeon Cottle, G* Kennesaw State
 Braedan Lue, F Kennesaw State
 Zach Cleveland, F Liberty
 Kaden Metheny, G Liberty
 Colin Porter, G Liberty
Kaden Cooper, G Louisiana Tech
 Kamari Lands, G Middle Tennessee
 Jemel Jones, G New Mexico State

* CUSA Preseason Player of the Year

HONORS & AWARDS

AJ Bates 2024-25

- CUSA Freshman of the Week (March 3)
- CUSA Freshman of the Week (Dec. 16)

CUSA STANDINGS (AS OF JAN. 8)

	CONFERENCE			OVERALL		
	W	L	PCT.	W	L	PCT.
Liberty	4	0	1.000	12	3	.800
Middle Tennessee	3	1	.750	9	6	.600
Missouri State	3	1	.750	9	6	.600
Jacksonville State	3	1	.750	8	7	.533
New Mexico State	2	2	.500	9	5	.643
WKU	2	2	.500	9	6	.600
FIU	2	2	.500	9	6	.600
Kennesaw State	1	3	.250	9	6	.600
Sam Houston	1	3	.250	9	6	.600
LOUISIANA TECH	1	3	.250	8	7	.533
Delaware	1	3	.250	5	10	.333
UTEP	1	3	.250	5	10	.333

WEEK 10 SCHEDULE

WEDNESDAY, JANUARY 7

Kennesaw State def. Missouri State, 90-80
 Jacksonville State def. FIU, 71-64

THURSDAY, JANUARY 8

Liberty def. Louisiana Tech, 72-56

Sam Houston def. Delaware, 72-60
 New Mexico State def. WKU, 80-64
 UTEP def. Middle Tennessee, 83-80^{OT}

SATURDAY, JANUARY 10

Louisiana Tech vs. Delaware, 2 p.m.

Sam Houston vs. Liberty, 2:30 p.m.
 UTEP vs. WKU, 3 p.m.
 Missouri State vs. FIU, 4 p.m.
 Kennesaw State vs. Jacksonville State, 4 p.m.
 New Mexico State vs. Middle Tennessee, 7 p.m.



WILL ALLEN

14

R-SR / F / 6-7 / 225 / NEW ORLEANS, LA. / BONNABEL HS

GAME-BY-GAME STATS

DATE	OPPONENT	GP-GS	MIN	FG	3FG	FT	O-D-T	PF	A	TO	B	S	TP
Nov. 4	at Nevada	1-1	13	0-2	0-1	0-0	0-0-0	4	1	2	0	3	0
Nov. 9	LYON COLLEGE	2-2	18	2-5	1-3	0-2	4-5-9	2	0	2	0	1	5
Nov. 15	JACKSON STATE	3-3	7	0-0	0-0	0-0	2-1-3	1	0	0	0	0	0
Nov. 19	at Indiana State	4-4	8	0-0	0-0	0-0	0-2-2	0	0	0	0	0	0
Nov. 26	INDIANA STATE	5-5	5	1-2	0-1	0-0	0-0-0	2	0	0	0	0	2
Nov. 29	ALCORN STATE	6-6	13	2-2	0-0	0-0	1-3-4	2	0	0	0	0	4
Dec. 3	at Georgia Southern	7-7	5	0-0	0-0	0-0	0-0-0	1	0	0	0	0	0
Dec. 7	ECCLESIA COLLEGE	8-7	12	2-2	0-0	0-0	0-5-5	0	0	1	0	0	4
Dec. 13	UL-LAFAYETTE	9-7	7	0-0	0-0	0-0	1-0-1	0	0	0	0	0	0
Dec. 17	at Tulane	10-7	17	0-2	0-0	0-0	2-2-4	2	0	0	0	0	0
Dec. 22	DALLAS CHRISTIAN	11-7	11	3-4	0-0	0-1	3-3-6	1	1	2	0	0	6
Dec. 29	UTEP*	12-7	12	0-0	0-0	1-6	0-0-0	2	0	0	0	1	1
Jan. 2	at Middle Tennessee*	13-7	19	0-0	0-0	5-6	2-3-5	1	0	4	0	1	5
Jan. 4	at WKU*	14-7	16	1-1	0-0	1-2	2-4-6	4	1	0	0	1	3
Jan. 8	LIBERTY*	15-7	18	0-2	0-2	0-0	1-2-3	0	1	0	0	0	0
Jan. 10	DELAWARE*												
Jan. 14	MIDDLE TENNESSEE*												
Jan. 17	at Jacksonville State*												
Jan. 24	KENNESAW STATE*												
Jan. 28	at UTEP*												
Jan. 31	at Sam Houston*												
Feb. 4	NEW MEXICO STATE*												
Feb. 7	SAM HOUSTON*												
Feb. 12	at Missouri State*												
Feb. 14	at FIU*												
Feb. 18	JACKSONVILLE STATE*												
Feb. 21	at Kennesaw State*												
Feb. 26	MISSOURI STATE*												
Feb. 28	FIU*												
March 5	at Liberty*												
March 7	at Delaware*												

CAREER HIGHS

Points

9 vs. Mississippi College, 11/7/22

Field Goals

4 four times (last vs. Lyon College, 11/13/23)

Field Goal Attempts

7 two times (last vs. Lyon College, 11/13/23)

3-Point Field Goals

1 vs. Lyon, 11/9/25

3-Point Field Goal Attempts

3 vs. Lyon, 11/9/25

Rebounds

10 at UTEP, 2/22/24

Assists

1 eight times (last vs. DCC, 12/22/25)

Blocks

3 vs. Dallas Christian, 1/3/24

Steals

3 two times (last at Nevada, 11/4/25)

Minutes

26 at Colorado State, 11/6/23

SEASON HIGHS

Points

6 vs. Dallas Christian, 12/22/25

Field Goals

3 vs. Dallas Christian, 12/22/25

Field Goal Attempts

5 vs. Lyon, 11/9/25

3-Point Field Goals

1 vs. Lyon, 11/9/25

3-Point Field Goal Attempts

3 vs. Lyon, 11/9/25

Rebounds

9 vs. Lyon, 11/9/25

Assists

1 two times (last vs. DCC, 12/22/25)

Blocks

Steals

3 at Nevada, 11/4/25

Minutes

18 vs. Lyon, 11/9/25

CAREER STATS

YEAR	GP	GS	MIN	AVG.	FG	FGA	PCT.	3FG	3FGA	PCT.	FT	FTA	PCT.	Rebounds			AVG	PF	FO	A	TO	BLK	STL	PTS	AVG
														OFF	DEF	TOTAL									
2021-22														redshirted											
2022-23	33	18	419	12.7	37	54	69%	0	0	0%	16	27	59%	40	47	87	2.6	52	0	2	14	1	9	90	2.7
2023-24	28	2	243	8.7	18	39	46%	0	1	0%	5	12	42%	35	30	65	2.3	33	0	4	6	12	5	41	1.5
2024-25	28	0	231	8.2	19	25	76%	0	0	0%	10	23	44%	21	26	47	1.7	45	1	1	10	7	8	48	1.7
2025-26	15	7	180	12.0	11	22	50%	1	7	14%	7	17	41%	18	30	48	3.2	22	0	4	11	0	7	30	2.0
TOTAL	104	27	1073	10.3	85	140	61%	1	8	13%	38	79	48%	114	133	247	2.4	152	1	11	41	20	29	209	2.0

ATTITUDE AND EFFORT

25



AJ BATES

SO / G / 6-3 / 200 / HOUSTON, TEXAS / SEVEN LAKES HS

3

GAME-BY-GAME STATS

DATE	OPPONENT	GP-GS	MIN	FG	3FG	FT	O-D-T	PF	A	TO	B	S	TP
Nov. 4	at Nevada	1-1	31	3-9	2-5	1-1	0-2-2	1	3	2	0	1	9
Nov. 9	LYON COLLEGE	2-2	27	2-7	0-3	2-2	1-4-5	0	7	2	0	0	6
Nov. 15	JACKSON STATE	3-3	35	6-16	1-3	2-4	0-4-4	3	8	5	0	1	15
Nov. 19	at Indiana State	4-4	11	0-5	0-0	0-0	1-0-1	3	1	3	0	0	0
Nov. 26	INDIANA STATE	5-5	29	7-13	2-3	0-0	1-3-4	0	3	2	0	1	16
Nov. 29	ALCORN STATE	6-6	31	10-14	4-6	2-3	0-3-3	1	6	0	0	0	26
Dec. 3	at Georgia Southern	7-7	28	3-6	0-3	1-3	0-1-1	3	9	2	0	0	7
Dec. 7	ECCLESIA COLLEGE	8-8	23	4-5	3-4	3-4	0-2-2	0	10	2	0	0	14
Dec. 13	UL-LAFAYETTE	9-9	40	7-13	0-2	9-9	0-3-3	1	8	1	0	0	23
Dec. 17	at Tulane	10-10	35	3-11	2-4	2-2	2-0-2	2	4	2	0	0	10
Dec. 22	DALLAS CHRISTIAN	11-11	29	3-6	1-2	2-3	1-4-5	2	6	3	0	4	9
Dec. 29	UTEP*	12-12	40	1-7	1-4	7-10	2-3-5	3	10	3	0	0	10
Jan. 2	at Middle Tennessee*	13-13	27	3-8	0-1	0-0	0-3-3	0	4	3	0	2	6
Jan. 4	at WKU*	14-14	40	4-11	3-8	2-2	0-3-3	4	3	1	0	2	13
Jan. 8	LIBERTY*	15-15	26	3-13	2-5	0-0	0-1-1	1	3	3	0	0	8
Jan. 10	DELAWARE*												
Jan. 14	MIDDLE TENNESSEE*												
Jan. 17	at Jacksonville State*												
Jan. 24	KENNESAW STATE*												
Jan. 28	at UTEP*												
Jan. 31	at Sam Houston*												
Feb. 4	NEW MEXICO STATE*												
Feb. 7	SAM HOUSTON*												
Feb. 12	at Missouri State*												
Feb. 14	at FIU*												
Feb. 18	JACKSONVILLE STATE*												
Feb. 21	at Kennesaw State*												
Feb. 26	MISSOURI STATE*												
Feb. 28	FIU*												
March 5	at Liberty*												
March 7	at Delaware*												

CAREER HIGHS

Points

26 vs. Alcorn State, 11/29/25

Field Goals

8 at FIU, 2/8/25

Field Goal Attempts

16 vs. Jackson State, 11/15/25

3-Point Field Goals

4 vs. Alcorn State, 11/29/25

3-Point Field Goal Attempts

8 at WKU, 1/4/26

Rebounds

7 at Liberty, 2/6/25

Assists

10 two times (last vs. UTEP, 12/29/25)

Blocks

1 three times (last at Liberty, 2/6/25)

Steals

4 two times (last vs. DCC, 12/22/25)

Minutes

40 five times (last at WKU, 1/4/26)

SEASON HIGHS

Points

26 vs. Alcorn State, 11/29/25

Field Goals

10 vs. Alcorn State, 11/29/25

Field Goal Attempts

16 vs. Jackson State, 11/15/25

3-Point Field Goals

4 vs. Alcorn State, 11/29/25

3-Point Field Goal Attempts

8 at WKU, 1/4/26

Rebounds

5 three times (last vs. UTEP, 12/29/25)

Assists

10 two times (last vs. UTEP, 12/29/25)

Blocks

Steals

4 vs. Dallas Christian, 12/22/25

Minutes

40 three times (last at WKU, 1/4/26)

CAREER STATS

YEAR	GP	GS	MIN	AVG.	FG	FGA	PCT.	3FG	3FGA	PCT.	FT	FTA	PCT.	Rebounds		TOTAL	AVG	PF	FO	A	TO	BLK	STL	PTS	AVG
														OFF	DEF										
2024-25	29	4	508	17.5	44	101	44%	13	41	32%	33	49	67%	7	50	57	2.0	46	2	49	29	3	22	134	4.6
2025-26	15	15	451	30.1	59	144	41%	21	53	40%	33	43	77%	8	36	44	2.9	24	0	85	34	0	11	172	11.5
TOTAL	44	19	959	21.8	103	245	42%	34	94	36%	66	92	72%	15	86	101	2.3	70	2	134	63	3	33	306	7.0



KADEN COOPER

JR / G / 6-6 / 200 / ADA, OKLA. / OKLAHOMA



GAME-BY-GAME STATS

DATE	OPPONENT	GP-GS	MIN	FG	3FG	FT	O-D-T	PF	A	TO	B	S	TP
Nov. 4	at Nevada	1-1	28	2-9	0-3	1-3	1-4-5	0	0	1	1	0	5
Nov. 9	LYON COLLEGE	2-1	22	7-10	0-0	2-4	2-5-7	4	1	2	0	2	16
Nov. 15	JACKSON STATE	3-1	28	5-8	1-1	4-6	3-4-7	0	1	2	2	1	15
Nov. 19	at Indiana State	4-1	19	1-8	0-0	0-0	0-6-6	2	0	0	1	2	2
Nov. 26	INDIANA STATE	5-1	27	4-10	0-3	2-2	5-5-10	1	2	2	1	2	10
Nov. 29	ALCORN STATE	6-1	27	4-6	1-1	1-2	4-5-9	1	1	2	3	0	10
Dec. 3	at Georgia Southern	7-1	20	4-6	1-1	0-0	0-4-4	1	0	1	0	0	9
Dec. 7	ECCLESIA COLLEGE	8-2	27	8-10	2-4	2-2	2-6-8	2	0	1	3	3	20
Dec. 13	UL-LAFAYETTE	9-3	40	3-9	0-3	4-44	16-20	1	0	2	0	1	10
Dec. 17	at Tulane	10-4	21	3-6	0-1	0-1	2-5-7	2	0	3	0	1	6
Dec. 22	DALLAS CHRISTIAN	11-5	31	10-18	0-1	4-4	5-8-13	2	4	0	1	2	24
Dec. 29	UTEP*	12-6	39	2-10	2-4	4-6	3-5-8	1	1	3	0	3	10
Jan. 2	at Middle Tennessee*	13-7	18	0-1	0-1	0-0	1-2-3	1	0	0	0	0	0
Jan. 4	at WKU*	14-8	30	3-8	0-3	2-4	4-9-13	1	2	1	0	0	8
Jan. 8	LIBERTY*	15-9	15	2-2	2-2	0-0	0-3-3	3	1	2	0	0	6
Jan. 10	DELAWARE*												
Jan. 14	MIDDLE TENNESSEE*												
Jan. 17	at Jacksonville State*												
Jan. 24	KENNESAW STATE*												
Jan. 28	at UTEP*												
Jan. 31	at Sam Houston*												
Feb. 4	NEW MEXICO STATE*												
Feb. 7	SAM HOUSTON*												
Feb. 12	at Missouri State*												
Feb. 14	at FIU*												
Feb. 18	JACKSONVILLE STATE*												
Feb. 21	at Kennesaw State*												
Feb. 26	MISSOURI STATE*												
Feb. 28	FIU*												
March 5	at Liberty*												
March 7	at Delaware*												

CAREER HIGHS

Points

25 vs. Georgia Southern, 12/13/24

Field Goals

10 two times (last vs. DCC, 12/22/25)

Field Goal Attempts

18 vs. Dallas Christian, 12/22/25

3-Point Field Goals

4 at UTEP, 1/2/25

3-Point Field Goal Attempts

9 at UTEP, 1/2/25

Rebounds

20 vs. UL-Lafayette, 12/13/25

Assists

4 vs. Dallas Christian, 12/22/25

Blocks

3 three times (last vs. Ecclesia, 12/7/25)

Steals

5 at UT Arlington, 11/9/24

Minutes

43 vs. Southern Illinois, 11/25/24

SEASON HIGHS

Points

24 vs. Dallas Christian, 12/22/25

Field Goals

10 vs. Dallas Christian, 12/22/25

Field Goal Attempts

18 vs. Dallas Christian, 12/22/25

3-Point Field Goals

2 three times (last vs. Liberty, 1/8/26)

3-Point Field Goal Attempts

4 two times (last vs. UTEP, 12/29/25)

Rebounds

20 vs. UL-Lafayette, 12/13/25

Assists

4 vs. Dallas Christian, 12/22/25

Blocks

3 two times (last vs. Ecclesia, 12/7/25)

Steals

3 two times (last vs. UTEP, 12/29/25)

Minutes

40 vs. UL-Lafayette, 12/13/25

CAREER STATS

YEAR	GP	GS	MIN	AVG.	FG	FGA	PCT.	3FG	3FGA	PCT.	FT	FTA	PCT.	Rebounds			AVG	PF	FO	A	TO	BLK	STL	PTS	AVG
														OFF	DEF	TOTAL									
2023-24*	15	0	67	4.4	7	15	47%	3	6	50%	5	8	63%	1	12	13	0.9	4	0	0	4	0	0	22	1.5
2024-25	32	30	899	28.1	117	246	48%	28	95	30%	36	54	67%	50	199	249	7.8	54	1	36	51	21	48	298	9.3
2025-26	15	9	390	26.0	58	121	48%	9	28	32%	26	38	68%	36	87	123	8.2	22	0	13	22	12	17	151	10.1
TOTAL	62	39	1356	21.9	182	382	48%	40	129	31%	67	100	67%	87	298	385	6.2	80	1	49	77	33	65	471	7.6

* Oklahoma



DJ DUDLEY

JR | G | 6-3 | 175 | INGLEWOOD, CALIF. | HUTCHINSON CC



GAME-BY-GAME STATS

DATE	OPPONENT	GP-GS	MIN	FG	3FG	FT	O-D-T	PF	A	TO	B	S	TP
Nov. 4	at Nevada	1-0	21	3-7	0-3	3-4	0-1-1	2	2	1	0	1	9
Nov. 9	LYON COLLEGE	2-0	21	3-6	0-1	1-2	0-2-2	0	4	3	0	0	7
Nov. 15	JACKSON STATE	3-0	6	0-1	0-1	2-2	0-1-1	1	0	1	0	0	2
Nov. 19	at Indiana State	4-0	4	0-1	0-1	0-0	0-1-1	0	0	2	0	0	0
Nov. 26	INDIANA STATE	5-0	30	7-14	0-2	3-4	1-3-4	0	2	1	0	0	17
Nov. 29	ALCORN STATE	6-0	28	4-12	2-4	0-0	0-3-3	2	5	0	0	2	10
Dec. 3	at Georgia Southern	7-0	30	10-17	4-8	2-4	0-2-2	1	2	2	0	2	26
Dec. 7	ECCLESIA COLLEGE	8-1	33	5-9	1-4	1-2	1-4-5	2	3	4	0	2	12
Dec. 13	UL-LAFAYETTE	9-2	40	7-13	5-8	0-0	0-0-0	1	1	5	0	3	19
Dec. 17	at Tulane	10-3	40	7-15	1-3	2-2	1-2-3	3	1	3	0	0	17
Dec. 22	DALLAS CHRISTIAN	11-4	25	3-7	2-5	0-0	1-1-2	3	3	3	0	0	8
Dec. 29	UTEP*	12-5	40	6-13	3-7	3-5	3-3-6	2	2	1	1	2	18
Jan. 2	at Middle Tennessee*	13-6	34	3-8	2-4	3-6	1-1-2	0	0	1	0	0	11
Jan. 4	at WKU*	14-7	23	3-10	1-2	2-3	1-3-4	0	2	3	0	1	9
Jan. 8	LIBERTY*	15-8	36	7-14	3-5	0-2	0-0-0	0	1	0	0	1	17
Jan. 10	DELAWARE*												
Jan. 14	MIDDLE TENNESSEE*												
Jan. 17	at Jacksonville State*												
Jan. 24	KENNESAW STATE*												
Jan. 28	at UTEP*												
Jan. 31	at Sam Houston*												
Feb. 4	NEW MEXICO STATE*												
Feb. 7	SAM HOUSTON*												
Feb. 12	at Missouri State*												
Feb. 14	at FIU*												
Feb. 18	JACKSONVILLE STATE*												
Feb. 21	at Kennesaw State*												
Feb. 26	MISSOURI STATE*												
Feb. 28	FIU*												
March 5	at Liberty*												
March 7	at Delaware*												

CAREER HIGHS

Points

29 vs. Colby CC, 11/26/24

Field Goals

10 vs. Georgia Southern, 12/3/25

Field Goal Attempts

20 vs. Dodge City CC, 3/5/25

3-Point Field Goals

5 vs. UL-Lafayette, 12/13/25

3-Point Field Goal Attempts

8 three times (last vs. UL-Lafayette, 12/13/25)

Rebounds

9 two times (last vs. Dodge City CC, 3/5/25)

Assists

10 vs. Cloud County CC, 2/19/25

Blocks

2 vs. Dodge City, CC, 3/5/25

Steals

4 vs. Garden City CC, 12/11/24

Minutes

40 two times (last at Tulane, 12/17/25)

SEASON HIGHS

Points

26 vs. Georgia Southern, 12/3/25

Field Goals

10 vs. Georgia Southern, 12/3/25

Field Goal Attempts

17 vs. Georgia Southern, 12/3/25

3-Point Field Goals

5 vs. UL-Lafayette, 12/13/25

3-Point Field Goal Attempts

8 two times (last vs. UL-Lafayette, 12/13/25)

Rebounds

6 vs. UTEP, 12/29/25

Assists

5 vs. Alcorn State, 11/29/25

Blocks

1 vs. UTEP, 12/29/25

Steals

3 vs. UL-Lafayette, 12/13/25

Minutes

40 three times (last vs. UTEP, 12/29/25)

CAREER STATS

YEAR	GP	GS	MIN	AVG.	FG	FGA	PCT.	3FG	3FGA	PCT.	FT	FTA	PCT.	Rebounds			AVG	PF	FO	A	TO	BLK	STL	PTS	AVG
														OFF	DEF	TOTAL									
2023-24*	28	0	334	11.9	49	114	43%	9	26	35%	33	43	77%	11	51	62	2.2	26	0	29	36	4	13	140	5.0
2024-25**	30	28	847	28.2	141	319	44%	24	81	30%	123	158	78%	31	114	145	4.8	52	0	118	83	7	34	429	14.3
2025-26	15	8	413	27.5	68	147	46%	24	58	41%	22	36	61%	9	27	36	2.4	17	0	28	30	1	14	182	12.1
TOTAL	73	36	1594	21.8	258	580	44%	57	165	35%	178	237	75%	51	192	243	3.3	95	0	175	149	12	61	751	10.3

* Rider ** Hutchinson CC



JAYLEN FENNER

FR | G | 6-6 | 210 | HUMBLE, TEXAS | ATASCOCITA HS

4

GAME-BY-GAME STATS

DATE	OPPONENT	GP-GS	MIN	FG	3FG	FT	O-D-T	PF	A	TO	B	S	TP
Nov. 4	at Nevada	1-0	18	0-1	0-1	1-2	1-0-1	1	2	3	1	1	1
Nov. 9	LYON COLLEGE	2-1	19	5-8	3-4	2-3	0-2-2	3	2	0	1	4	15
Nov. 15	JACKSON STATE	3-2	25	1-5	0-1	3-5	1-3-4	2	0	2	0	1	5
Nov. 19	at Indiana State	4-3	26	2-5	0-1	1-2	0-0-0	5	0	2	0	2	5
Nov. 26	INDIANA STATE	5-4	17	0-3	0-2	0-0	0-1-1	2	1	0	0	0	0
Nov. 29	ALCORN STATE	6-5	17	2-3	1-2	0-0	0-1-1	1	1	1	1	1	5
Dec. 3	at Georgia Southern	7-6	13	0-4	0-2	1-2	1-0-1	2	0	0	0	0	1
Dec. 7	ECCLESIA COLLEGE	8-6	10	0-1	0-1	0-0	0-1-1	0	2	1	0	0	0
Dec. 13	UL-LAFAYETTE			DNP									
Dec. 17	at Tulane	9-6	13	0-2	0-1	0-0	2-3-5	1	1	0	0	1	0
Dec. 22	DALLAS CHRISTIAN	10-6	28	2-4	1-2	1-1	2-2-4	0	4	1	0	1	6
Dec. 29	UTEP*	11-6	13	2-6	0-2	0-1	1-1-2	1	1	0	1	0	4
Jan. 2	at Middle Tennessee*	12-6	11	0-2	0-2	0-0	0-2-2	2	0	1	0	1	0
Jan. 4	at WKU*			DNP									
Jan. 8	LIBERTY*	13-6	11	0-0	0-0	1-2	0-0-0	3	0	1	0	0	1
Jan. 10	DELAWARE*												
Jan. 14	MIDDLE TENNESSEE*												
Jan. 17	at Jacksonville State*												
Jan. 24	KENNESAW STATE*												
Jan. 28	at UTEP*												
Jan. 31	at Sam Houston*												
Feb. 4	NEW MEXICO STATE*												
Feb. 7	SAM HOUSTON*												
Feb. 12	at Missouri State*												
Feb. 14	at FIU*												
Feb. 18	JACKSONVILLE STATE*												
Feb. 21	at Kennesaw State*												
Feb. 26	MISSOURI STATE*												
Feb. 28	FIU*												
March 5	at Liberty*												
March 7	at Delaware*												

CAREER HIGHS

Points

15 vs. Lyon, 11/9/25

Field Goals

5 vs. Lyon, 11/9/25

Field Goal Attempts

8 vs. Lyon, 11/9/25

3-Point Field Goals

3 vs. Lyon, 11/9/25

3-Point Field Goal Attempts

4 vs. Lyon, 11/9/25

Rebounds

5 at Tulane, 12/17/25

Assists

4 vs. Dallas Christian, 12/22/25

Blocks

1 four times (last vs. UTEP, 12/29/25)

Steals

4 vs. Lyon, 11/9/25

Minutes

28 vs. Dallas Christian, 12/22/25

SEASON HIGHS

Points

15 vs. Lyon, 11/9/25

Field Goals

5 vs. Lyon, 11/9/25

Field Goal Attempts

8 vs. Lyon, 11/9/25

3-Point Field Goals

3 vs. Lyon, 11/9/25

3-Point Field Goal Attempts

4 vs. Lyon, 11/9/25

Rebounds

5 at Tulane, 12/17/25

Assists

4 vs. Dallas Christian, 12/22/25

Blocks

1 four times (last vs. UTEP, 12/29/25)

Steals

4 vs. Lyon, 11/9/25

Minutes

28 vs. Dallas Christian, 12/22/25

CAREER STATS

YEAR	GP	GS	MIN	AVG.	FG	FGA	PCT.	3FG	3FGA	PCT.	FT	FTA	PCT.	Rebounds			AVG	PF	FO	A	TO	BLK	STL	PTS	AVG
														OFF	DEF	TOTAL									
2025-26	13	6	220	17.0	14	44	32%	5	21	24%	10	18	56%	8	16	24	1.8	23	1	14	12	4	12	43	3.3
TOTAL	13	6	220	17.0	14	44	32%	5	21	24%	10	18	56%	8	16	24	1.8	23	1	14	12	4	12	43	3.3



SIR ISSAC HERRON

GR / F / 6-10 / 235 / HOUSTON, TEXAS / ORAL ROBERTS



GAME-BY-GAME STATS

DATE	OPPONENT	GP-GS	MIN	FG	3FG	FT	O-D-T	PF	A	TO	B	S	TP
Nov. 4	at Nevada	1-0	9	1-1	0-0	0-0	1-1-2	1	0	0	0	0	2
Nov. 9	LYON COLLEGE	2-0	15	1-5	0-0	2-4	4-1-5	0	1	3	1	2	4
Nov. 15	JACKSON STATE				DNP								
Nov. 19	at Indiana State				DNP								
Nov. 26	INDIANA STATE	3-0	24	5-6	0-0	0-0	2-2-4	2	3	2	1	0	10
Nov. 29	ALCORN STATE	4-0	21	6-7	0-0	0-0	3-3-6	2	1	1	1	1	12
Dec. 3	at Georgia Southern	5-0	28	5-6	0-0	0-1	1-3-4	1	2	0	0	1	10
Dec. 7	ECCLESIA COLLEGE	6-1	15	2-3	0-0	0-1	0-5-5	4	2	2	1	0	4
Dec. 13	UL-LAFAYETTE	7-2	29	2-4	0-0	1-3	1-1-2	4	0	3	0	0	5
Dec. 17	at Tulane	8-3	6	0-2	0-0	0-0	1-3-4	0	0	0	0	0	0
Dec. 22	DALLAS CHRISTIAN	9-4	12	2-5	0-0	2-4	0-5-5	0	1	1	1	0	6
Dec. 29	UTEP*	10-5	18	4-4	1-1	2-3	1-4-5	1	0	2	1	0	11
Jan. 2	at Middle Tennessee*	11-6	7	1-4	0-0	0-0	0-0-0	0	0	0	0	0	2
Jan. 4	at WKU*	12-7	5	0-2	0-0	0-0	0-0-0	3	0	0	0	0	0
Jan. 8	LIBERTY*	13-8	23	3-4	0-0	2-2	2-3-5	3	1	0	0	2	8
Jan. 10	DELAWARE*												
Jan. 14	MIDDLE TENNESSEE*												
Jan. 17	at Jacksonville State*												
Jan. 24	KENNESAW STATE*												
Jan. 28	at UTEP*												
Jan. 31	at Sam Houston*												
Feb. 4	NEW MEXICO STATE*												
Feb. 7	SAM HOUSTON*												
Feb. 12	at Missouri State*												
Feb. 14	at FIU*												
Feb. 18	JACKSONVILLE STATE*												
Feb. 21	at Kennesaw State*												
Feb. 26	MISSOURI STATE*												
Feb. 28	FIU*												
March 5	at Liberty*												
March 7	at Delaware*												

CAREER HIGHS

Points

14 vs. Denver, 2/3/24

Field Goals

7 vs. Denver, 2/3/24

Field Goal Attempts

10 two times (last vs. Ozark Christian, 12/9/23)

3-Point Field Goals

3 vs. Southwestern Christian, 11/12/21

3-Point Field Goal Attempts

3 vs. Southwestern Christian, 11/12/21

Rebounds

10 vs. Haskell, 11/18/21

Assists

3 two times (last vs. Indiana State, 11/26/25)

Blocks

5 at Denver, 12/31/23

Steals

2 four times (last vs. Liberty, 1/8/26)

Minutes

36 at Kansas State, 11/28/23

SEASON HIGHS

Points

12 vs. Alcorn State, 11/29/25

Field Goals

6 vs. Alcorn State, 11/29/25

Field Goal Attempts

7 vs. Alcorn State, 11/29/25

3-Point Field Goals

1 vs. UTEP, 12/29/25

3-Point Field Goal Attempts

1 vs. UTEP, 12/29/25

Rebounds

6 vs. Alcorn State, 11/29/25

Assists

3 vs. Indiana State, 11/26/25

Blocks

1 six times (last vs. UTEP, 12/29/25)

Steals

2 two times (last vs. Liberty, 1/8/26)

Minutes

29 vs. UL-Lafayette, 12/13/25

CAREER STATS

YEAR	GP	GS	MIN	AVG.	FG	FGA	PCT.	3FG	3FGA	PCT.	Rebounds			OFF	DEF	TOTAL	AVG	PF	FO	A	TO	BLK	STL	PTS	AVG
											FT	FTA	PCT.												
2021-22*	25	1	145	5.8	18	33	55%	5	10	50%	17	24	71%	18	28	46	1.8	21	0	2	7	5	9	58	2.3
2022-23*	1	0	8	7.5	0	1	0%	0	0	0%	0	0	0%	0	1	1	1.0	0	0	0	1	0	0	0	0.0
2023-24*	31	22	587	18.9	71	123	58%	2	7	29%	31	57	54%	42	73	115	3.7	90	4	15	29	27	7	175	5.6
2024-25*											redshirted														
2025-26	13	8	211	16.2	32	53	60%	1	1	100%	9	18	50%	16	31	47	3.6	21	0	11	14	6	6	74	5.7
TOTAL	70	31	951	13.6	121	210	58%	8	18	44%	57	99	58%	76	133	209	3.0	132	4	28	51	38	22	307	4.4

* Oral Roberts



KYLAN HOWZE

JR | F | 6-10 | 235 | GULFPORT, MISS. | JONES COLLEGE

10

GAME-BY-GAME STATS

DATE	OPPONENT	GP-GS	MIN	FG	3FG	FT	O-D-T	PF	A	TO	B	S	TP
Nov. 4	at Nevada	1-1	19	3-3	0-0	3-5	1-2-3	4	0	1	2	0	9
Nov. 9	LYON COLLEGE	2-2	24	3-4	0-0	0-0	1-8-9	1	1	0	3	2	6
Nov. 15	JACKSON STATE	3-3	26	3-7	0-0	0-4	3-6-9	3	0	2	1	0	6
Nov. 19	at Indiana State	4-4	27	1-4	0-0	1-4	3-1-4	1	0	1	1	1	3
Nov. 26	INDIANA STATE	5-4	9	1-1	0-0	0-0	0-2-2	0	0	0	0	2	2
Nov. 29	ALCORN STATE	6-4	4	0-1	0-0	0-0	0-0-0	0	1	0	0	0	0
Dec. 3	at Georgia Southern	7-4	3	0-0	0-0	0-0	0-0-0	0	0	0	0	0	0
Dec. 7	ECCLESIA COLLEGE	8-4	12	1-1	0-0	0-0	0-1-1	0	0	0	3	1	2
Dec. 13	UL-LAFAYETTE	9-4	5	0-0	0-0	0-0	1-0-1	1	0	0	0	1	0
Dec. 17	at Tulane	10-4	16	0-0	0-0	4-6	0-2-2	3	0	0	0	0	4
Dec. 22	DALLAS CHRISTIAN	11-4	14	1-1	0-0	1-2	1-0-1	3	0	3	2	0	3
Dec. 29	UTEP*	12-4	10	0-1	0-0	0-0	0-0-0	1	0	0	1	0	0
Jan. 2	at Middle Tennessee*	13-4	15	1-3	0-0	2-2	1-2-3	2	1	1	0	1	4
Jan. 4	at WKU*	14-4	9	0-1	0-0	0-0	1-0-1	1	0	1	0	0	0
Jan. 8	LIBERTY*	15-4	4	0-2	0-0	0-0	0-3-3	0	0	0	0	0	0
Jan. 10	DELAWARE*												
Jan. 14	MIDDLE TENNESSEE*												
Jan. 17	at Jacksonville State*												
Jan. 24	KENNESAW STATE*												
Jan. 28	at UTEP*												
Jan. 31	at Sam Houston*												
Feb. 4	NEW MEXICO STATE*												
Feb. 7	SAM HOUSTON*												
Feb. 12	at Missouri State*												
Feb. 14	at FIU*												
Feb. 18	JACKSONVILLE STATE*												
Feb. 21	at Kennesaw State*												
Feb. 26	MISSOURI STATE*												
Feb. 28	FIU*												
March 5	at Liberty*												
March 7	at Delaware*												

CAREER HIGHS

Points

18 vs. Arkansas State Mid-South, 11/12/24

Field Goals

6 two times (last vs. Gulf Coast, 12/3/24)

Field Goal Attempts

11 vs. Arkansas State Mid-South, 11/12/24

3-Point Field Goals

3-Point Field Goal Attempts

Rebounds

19 at Delgado, 12/14/23

Assists

3 at Arkansas State Mid-South, 11/1/24

Blocks

8 at Mississippi Delta, 11/13/23

Steals

4 two times (last at Gulf Coast, 1/20/25)

Minutes

37 vs. Chipola College, 11/26/24

SEASON HIGHS

Points

9 at Nevada, 11/4/25

Field Goals

3 three times (last vs. Jackson State, 11/15/25)

Field Goal Attempts

7 vs. Jackson State, 11/15/25

3-Point Field Goals

3-Point Field Goal Attempts

Rebounds

9 two times (last vs. Jackson State, 11/15/25)

Assists

1 three times (last at MTSU, 1/2/26)

Blocks

3 two times (last vs. Ecclesia, 12/7/25)

Steals

2 two times (last vs. Indiana State, 11/26/25)

Minutes

27 at Indiana State, 11/19/25

CAREER STATS

YEAR	GP	GS	MIN	AVG.	FG	FGA	PCT.	3FG	3FGA	PCT.	FT	FTA	PCT.	Rebounds			AVG	PF	FO	A	TO	BLK	STL	PTS	AVG
														OFF	DEF	TOTAL									
2023-24*	34	34	698	20.5	66	125	53%	0	0	0%	49	84	58%	86	116	202	5.9	99	3	19	28	86	20	181	5.3
2024-25*	30	19	662	22.1	71	126	56%	0	0	0%	57	97	59%	72	123	195	6.5	68	2	14	26	77	28	199	6.6
2025-26	15	4	195	13.0	14	29	48%	0	0	0%	11	23	48%	12	27	39	2.6	20	0	3	9	13	8	39	2.6
TOTAL	79	57	1555	19.7	151	280	54%	0	0	0%	117	204	57%	170	266	436	5.5	187	5	36	63	176	56	419	5.3

* Jones College



WILL JEFFRESS

GR / F / 6-8 / 215 / ERIE, PA. / PITTSBURGH

2

GAME-BY-GAME STATS

DATE	OPPONENT	GP-GS	MIN	FG	3FG	FT	O-D-T	PF	A	TO	B	S	TP
Nov. 4	at Nevada	1-0	11	0-2	0-2	0-0	0-1-1	3	1	0	0	0	0
Nov. 9	LYON COLLEGE	2-0	8	2-4	0-2	0-0	0-1-1	0	0	0	0	0	4
Nov. 15	JACKSON STATE	3-0	7	0-1	0-0	0-0	2-1-3	1	0	0	0	0	0
Nov. 19	at Indiana State	4-0	25	4-10	1-3	2-3	3-5-8	1	0	2	0	0	11
Nov. 26	INDIANA STATE	5-0	8	1-3	0-1	0-0	2-1-3	0	0	0	0	0	2
Nov. 29	ALCORN STATE	6-0	9	0-1	0-0	0-0	0-0-0	2	0	0	0	0	0
Dec. 3	at Georgia Southern	7-0	21	1-5	0-3	1-1	2-3-5	2	0	1	0	0	3
Dec. 7	ECCLESIA COLLEGE	8-1	20	1-5	0-3	0-0	3-6-9	1	0	0	1	2	2
Dec. 13	UL-LAFAYETTE	9-2	15	0-3	0-2	1-2	1-2-3	0	0	0	1	0	1
Dec. 17	at Tulane	10-3	13	0-3	0-1	0-0	0-1-1	1	0	0	0	0	0
Dec. 22	DALLAS CHRISTIAN					DNP							
Dec. 29	UTEP*					DNP							
Jan. 2	at Middle Tennessee*					DNP							
Jan. 4	at WKU*					DNP							
Jan. 8	LIBERTY*					DNP							
Jan. 10	DELAWARE*												
Jan. 14	MIDDLE TENNESSEE*												
Jan. 17	at Jacksonville State*												
Jan. 24	KENNESAW STATE*												
Jan. 28	at UTEP*												
Jan. 31	at Sam Houston*												
Feb. 4	NEW MEXICO STATE*												
Feb. 7	SAM HOUSTON*												
Feb. 12	at Missouri State*												
Feb. 14	at FIU*												
Feb. 18	JACKSONVILLE STATE*												
Feb. 21	at Kennesaw State*												
Feb. 26	MISSOURI STATE*												
Feb. 28	FIU*												
March 5	at Liberty*												
March 7	at Delaware*												

CAREER HIGHS

Points

13 vs. LSU-Alexandria, 11/4/24

Field Goals

5 vs. LSU-Alexandria, 11/4/24

Field Goal Attempts

11 at Northwestern, 12/9/20

3-Point Field Goals

3 vs. UMBC, 11/27/21

3-Point Field Goal Attempts

5 vs. LSU-Alexandria, 11/4/24

Rebounds

10 two times (last at UT Arlington, 11/9/24)

Assists

5 at UT Arlington, 11/9/24

Blocks

2 three times (last vs. Jacksonville, 12/21/21)

Steals

3 two times (last vs. North Carolina A&T, 11/6/23)

Minutes

39 vs. Towson, 11/19/21

SEASON HIGHS

Points

11 at Indiana State, 11/19/25

Field Goals

4 at Indiana State, 11/19/25

Field Goal Attempts

10 at Indiana State, 11/19/25

3-Point Field Goals

1 at Indiana State, 11/19/25

3-Point Field Goal Attempts

3 three times (last vs. Ecclesia, 12/7/25)

Rebounds

9 vs. Ecclesia College, 12/7/25

Assists

1 at Nevada, 11/4/25

Blocks

1 two times (last vs. UL-Lafayette, 12/13/25)

Steals

2 vs. Ecclesia College, 12/7/25

Minutes

25 at Indiana State, 11/19/25

CAREER STATS

YEAR	GP	GS	MIN	AVG.	FG	FGA	PCT.	3FG	3FGA	PCT.	FT	FTA	PCT.	Rebounds			AVG	PF	FO	A	TO	BLK	STL	PTS	AVG
														OFF	DEF	TOTAL									
2020-21*	16	4	273	17.1	13	57	23%	3	20	15%	10	16	63%	14	21	35	2.2	22	0	11	7	4	6	39	2.4
2021-22*	31	16	651	21.0	31	104	30%	11	53	21%	31	47	66%	30	72	102	3.3	42	0	20	31	12	21	104	3.4
2022-23*																									
2023-24*	31	2	336	10.8	18	51	35%	4	17	24%	9	14	64%	26	36	60	1.9	35	0	7	8	6	17	49	1.6
2024-25	3	3	73	24.4	8	16	50%	3	8	38%	9	12	75%	10	11	21	7.0	4	0	5	2	2	0	28	9.3
2025-26	10	3	138	13.8	9	37	24%	1	17	6%	4	6	67%	13	21	34	3.4	11	0	1	3	2	2	23	2.3
TOTAL	91	28	1471	16.2	79	265	30%	22	115	19%	63	95	66%	91	161	252	2.8	114	0	44	51	26	46	243	2.7

* Pittsburgh



MELIAN MARTINEZ



R-SO / C / 7-0 / 225 / SANTO DOMINGO, DR / NEW MEXICO JC

GAME-BY-GAME STATS

DATE	OPPONENT	GP-GS	MIN	FG	3FG	FT	O-D-T	PF	A	TO	B	S	TP
Nov. 4	at Nevada	1-0	12	2-3	0-0	0-0	0-1-1	1	0	1	3	0	4
Nov. 9	LYON COLLEGE												
Nov. 15	JACKSON STATE	2-0	13	3-5	0-0	0-0	0-2-2	0	0	0	0	1	6
Nov. 19	at Indiana State	3-0	13	1-1	0-0	0-0	0-2-2	1	0	0	2	0	2
Nov. 26	INDIANA STATE	4-1	7	0-0	0-0	0-0	0-1-1	1	0	1	0	0	0
Nov. 29	ALCORN STATE	5-2	12	2-3	0-0	0-0	2-2-4	0	0	1	2	0	4
Dec. 3	at Georgia Southern	6-3	9	1-2	0-0	0-0	0-3-3	2	0	0	0	0	2
Dec. 7	ECCLESIA COLLEGE	7-3	2	1-1	0-0	0-0	0-0-0	1	0	0	0	0	2
Dec. 13	UL-LAFAYETTE												
Dec. 17	at Tulane												
Dec. 22	DALLAS CHRISTIAN	8-3	4	1-2	0-0	0-0	0-0-0	0	0	2	0	0	2
Dec. 29	UTEP*												
Jan. 2	at Middle Tennessee*	9-3	4	1-1	0-0	1-2	0-1-1	0	0	0	0	0	3
Jan. 4	at WKU*	10-3	18	6-6	0-0	0-3	2-0-2	2	1	1	3	0	12
Jan. 8	LIBERTY*	11-3	13	1-2	0-0	0-2	2-1-3	0	0	0	3	0	2
Jan. 10	DELAWARE*												
Jan. 14	MIDDLE TENNESSEE*												
Jan. 17	at Jacksonville State*												
Jan. 24	KENNESAW STATE*												
Jan. 28	at UTEP*												
Jan. 31	at Sam Houston*												
Feb. 4	NEW MEXICO STATE*												
Feb. 7	SAM HOUSTON*												
Feb. 12	at Missouri State*												
Feb. 14	at FIU*												
Feb. 18	JACKSONVILLE STATE*												
Feb. 21	at Kennesaw State*												
Feb. 26	MISSOURI STATE*												
Feb. 28	FIU*												
March 5	at Liberty*												
March 7	at Delaware*												

CAREER HIGHS

Points

12 at WKU, 1/4/26

Field Goals

6 at WKU, 1/4/26

Field Goal Attempts

6 at WKU, 1/4/26

3-Point Field Goals

3-Point Field Goal Attempts

1 two times (last at South Plains College, 1/6/25)

Rebounds

7 two times (last vs. Midland College, 2/20/25)

Assists

1 two times (last at WKU, 1/4/26)

Blocks

5 vs. Trinidad State College, 11/2/24

Steals

1 eight times (last vs. Jackson State, 11/15/25)

Minutes

20 vs. Midland College, 2/20/25

SEASON HIGHS

Points

12 at WKU, 1/4/26

Field Goals

6 at WKU, 1/4/26

Field Goal Attempts

6 at WKU, 1/4/26

3-Point Field Goals

3-Point Field Goal Attempts

Rebounds

4 vs. Alcorn State, 11/29/25

Assists

1 at WKU, 1/4/26

Blocks

3 three times (last vs. Liberty, 1/8/26)

Steals

1 vs. Jackson State, 11/15/25

Minutes

18 at WKU, 1/4/26

CAREER STATS

YEAR	GP	GS	MIN	AVG.	FG	FGA	PCT.	3FG	3FGA	PCT.	FT	FTA	PCT.	Rebounds			AVG	PF	FO	A	TO	BLK	STL	PTS	AVG
														OFF	DEF	TOTAL									
2022-23*																									
2023-24*	6	0	14	2.4	3	6	50%	0	0	0%	0	0	0%	0	2	2	0.3	5	0	0	3	2	1	6	1.0
2024-25**	23	9	216	9.4	25	42	60%	0	2	0%	18	27	67%	25	41	66	2.9	35	0	1	17	30	6	68	3.0
2025-26	11	3	106	9.7	19	26	73%	0	0	0%	1	7	14%	6	13	19	1.7	8	0	1	6	13	1	39	3.5
TOTAL	40	12	336	8.4	47	74	64%	0	2	0%	19	34	56%	31	56	87	2.2	48	0	2	26	45	8	113	2.8

* St. Bonaventure ** New Mexico JC



KEEGAN ROWELL

R-SO | G | 6-3 | 180 | LORENA, TEXAS | MCLENNAN CC



GAME-BY-GAME STATS

DATE	OPPONENT	GP-GS	MIN	FG	3FG	FT	O-D-T	PF	A	TO	B	S	TP
Nov. 4	at Nevada					DNP							
Nov. 9	LYON COLLEGE	1-0	3	0-0	0-0	0-0	0-0-0	0	0	0	0	0	0
Nov. 15	JACKSON STATE					DNP							
Nov. 19	at Indiana State					DNP							
Nov. 26	INDIANA STATE					DNP							
Nov. 29	ALCORN STATE	2-0	1	0-1	0-1	0-0	0-1-1	0	0	0	0	0	0
Dec. 3	at Georgia Southern					DNP							
Dec. 7	ECCLESIA COLLEGE	3-0	4	2-2	1-1	0-0	0-0-0	0	0	0	0	1	5
Dec. 13	UL-LAFAYETTE					DNP							
Dec. 17	at Tulane					DNP							
Dec. 22	DALLAS CHRISTIAN	4-0	16	4-7	2-4	0-0	0-1-1	1	1	0	0	3	10
Dec. 29	UTEP*					DNP							
Jan. 2	at Middle Tennessee*	5-0	9	1-2	1-2	0-0	0-0-0	2	0	2	0	0	3
Jan. 4	at WKU*	6-0	2	0-0	0-0	0-0	0-0-0	1	0	0	0	0	0
Jan. 8	LIBERTY*	7-0	1	0-0	0-0	0-0	0-0-0	1	0	0	0	0	0
Jan. 10	DELAWARE*												
Jan. 14	MIDDLE TENNESSEE*												
Jan. 17	at Jacksonville State*												
Jan. 24	KENNESAW STATE*												
Jan. 28	at UTEP*												
Jan. 31	at Sam Houston*												
Feb. 4	NEW MEXICO STATE*												
Feb. 7	SAM HOUSTON*												
Feb. 12	at Missouri State*												
Feb. 14	at FIU*												
Feb. 18	JACKSONVILLE STATE*												
Feb. 21	at Kennesaw State*												
Feb. 26	MISSOURI STATE*												
Feb. 28	FIU*												
March 5	at Liberty*												
March 7	at Delaware*												

CAREER HIGHS

Points

14 vs. Hill College, 3/1/25

Field Goals

5 vs. Hill College, 3/1/25

Field Goal Attempts

7 vs. Dallas Christian, 12/22/25

3-Point Field Goals

4 vs. Hill College, 3/1/25

3-Point Field Goal Attempts

5 vs. Hill College, 3/1/25

Rebounds

3 vs. National Park College, 11/23/24

Assists

4 vs. Hill College, 3/1/25

Blocks

2 two times (last at Lee College, 12/30/24)

Steals

3 vs. Dallas Christian, 12/22/25

Minutes

16 vs. Dallas Christian, 12/22/25

SEASON HIGHS

Points

10 vs. Dallas Christian, 12/22/25

Field Goals

4 vs. Dallas Christian, 12/22/25

Field Goal Attempts

7 vs. Dallas Christian, 12/22/25

3-Point Field Goals

2 vs. Dallas Christian, 12/22/25

3-Point Field Goal Attempts

4 vs. Dallas Christian, 12/22/25

Rebounds

1 two times (last vs. DCC, 12/22/25)

Assists

1 vs. Dallas Christian, 12/22/25

Blocks

Steals

3 vs. Dallas Christian, 12/22/25

Minutes

16 vs. Dallas Christian, 12/22/25

CAREER STATS

YEAR	GP	GS	MIN	AVG.	FG	FGA	PCT.	3FG	3FGA	PCT.	FT	FTA	PCT.	Rebounds			AVG	PF	FO	A	TO	BLK	STL	PTS	AVG
														OFF	DEF	TOTAL									
2023-24*														redshirted											
2024-25*	31	0	---	1.8	27	64	42%	18	42	43%	6	8	75%	2	11	13	0.4	4	0	21	7	7	10	78	2.5
2025-26	7	0	36	5.2	7	12	58%	4	8	50%	0	0	0%	0	2	2	0.3	5	0	1	2	0	4	18	2.6
TOTAL	38	0	36	5.2	34	76	45%	22	50	44%	6	8	75%	2	13	15	0.4	9	0	22	9	7	14	96	2.5

* McLennan CC



AVERY THOMAS II

SO / F / 6-8 / 210 / JACKSON, MISS. / JONES COLLEGE



GAME-BY-GAME STATS

DATE	OPPONENT	GP-GS	MIN	FG	3FG	FT	O-D-T	PF	A	TO	B	S	TP
Nov. 4	at Nevada	1-1	17	2-6	0-3	2-2	1-1-2	1	0	0	0	0	6
Nov. 9	LYON COLLEGE	2-1	20	7-8	4-5	0-1	1-7-8	1	0	0	0	2	18
Nov. 15	JACKSON STATE	3-1	20	4-15	2-7	3-4	4-5-9	2	1	1	0	1	13
Nov. 19	at Indiana State	4-1	17	1-8	0-4	3-3	3-3-6	1	0	1	0	1	5
Nov. 26	INDIANA STATE	5-2	10	1-3	0-1	0-0	1-2-3	1	1	1	0	0	2
Nov. 29	ALCORN STATE	6-3	15	1-9	0-5	1-2	2-2-4	3	0	1	0	1	3
Dec. 3	at Georgia Southern	7-4	21	0-2	0-2	2-2	1-2-3	2	0	1	0	0	2
Dec. 7	ECCLESIA COLLEGE	8-4	22	5-9	4-6	3-4	3-5-8	3	1	0	0	1	17
Dec. 13	UL-LAFAYETTE	9-4	5	0-0	0-0	0-0	0-0-0	1	0	0	1	0	0
Dec. 17	at Tulane	10-4	19	1-6	0-3	1-2	2-4-6	4	1	2	0	1	3
Dec. 22	DALLAS CHRISTIAN	11-5	27	6-11	1-4	3-4	3-12-15	2	1	0	1	3	16
Dec. 29	UTEP*	12-6	17	3-6	2-4	3-3	1-2-3	4	0	0	0	2	11
Jan. 2	at Middle Tennessee*	13-7	28	2-5	1-4	0-0	0-6-6	3	1	1	0	0	5
Jan. 4	at WKU*	14-8	26	3-8	0-5	0-1	3-4-7	3	1	2	1	0	6
Jan. 8	LIBERTY*	15-9	28	2-9	1-5	0-1	4-6-10	4	2	1	0	0	5
Jan. 10	DELAWARE*												
Jan. 14	MIDDLE TENNESSEE*												
Jan. 17	at Jacksonville State*												
Jan. 24	KENNESAW STATE*												
Jan. 28	at UTEP*												
Jan. 31	at Sam Houston*												
Feb. 4	NEW MEXICO STATE*												
Feb. 7	SAM HOUSTON*												
Feb. 12	at Missouri State*												
Feb. 14	at FIU*												
Feb. 18	JACKSONVILLE STATE*												
Feb. 21	at Kennesaw State*												
Feb. 26	MISSOURI STATE*												
Feb. 28	FIU*												
March 5	at Liberty*												
March 7	at Delaware*												

CAREER HIGHS

Points

25 at Bishop State, 12/6/24

Field Goals

9 four times (last at Gulf Coast, 1/20/25)

Field Goal Attempts

19 vs. Baton Rouge CC, 3/10/25

3-Point Field Goals

5 vs. Shelton State, 1/6/25

3-Point Field Goal Attempts

8 two times (last at Gulf Coast, 1/20/25)

Rebounds

15 vs. Dallas Christian, 12/22/25

Assists

4 three times (last vs. Copiah-Lincoln, 1/30/25)

Blocks

2 four times (last vs. Northeast, 2/17/25)

Steals

4 at Three Rivers, 12/13/24

Minutes

40 at Pensacola State, 11/27/24

SEASON HIGHS

Points

18 vs. Lyon, 11/9/25

Field Goals

7 vs. Lyon, 11/9/25

Field Goal Attempts

15 vs. Jackson State, 11/15/25

3-Point Field Goals

4 two times (last vs. Ecclesia, 12/7/25)

3-Point Field Goal Attempts

7 vs. Jackson State, 11/15/25

Rebounds

15 vs. Dallas Christian, 12/22/25

Assists

1 seven times (last at WKU, 1/4/26)

Blocks

1 three times (last at WKU, 1/4/26)

Steals

3 vs. Dallas Christian, 12/22/25

Minutes

28 two times (last vs. Liberty, 1/8/26)

CAREER STATS

YEAR	GP	GS	MIN	AVG.	FG	FGA	PCT.	3FG	3FGA	PCT.	FT	FTA	PCT.	Rebounds			AVG	PF	FO	A	TO	BLK	STL	PTS	AVG
														OFF	DEF	TOTAL									
2024-25*	34	34	997	29.3	181	362	50%	59	131	45%	74	87	85%	72	159	231	6.8	91	2	41	54	20	55	495	14.6
2025-26	15	9	292	19.5	38	105	36%	15	58	26%	21	29	72%	29	61	90	6.0	35	0	9	11	3	12	112	7.5
TOTAL	49	43	1289	26.3	219	467	47%	74	189	39%	95	116	82%	101	220	321	6.6	126	2	50	65	23	67	607	12.4

* Jones College



LACHLAN THOMPSON

R-SO | G | 6-4 | 175 | CHOUDRANT, LA. | CHOUDRANT HS

23

GAME-BY-GAME STATS

DATE	OPPONENT	GP-GS	MIN	FG	3FG	FT	O-D-T	PF	A	TO	B	S	TP
Nov. 4	at Nevada					DNP							
Nov. 9	LYON COLLEGE	1-0	2	1-1	0-0	0-0	0-0-0	0	0	0	0	0	2
Nov. 15	JACKSON STATE					DNP							
Nov. 19	at Indiana State					DNP							
Nov. 26	INDIANA STATE					DNP							
Nov. 29	ALCORN STATE					DNP							
Dec. 3	at Georgia Southern					DNP							
Dec. 7	ECCLESIA COLLEGE	2-0	2	0-0	0-0	0-0	0-0-0	0	0	0	0	0	0
Dec. 13	UL-LAFAYETTE					DNP							
Dec. 17	at Tulane					DNP							
Dec. 22	DALLAS CHRISTIAN	3-0	2	0-0	0-0	0-0	0-1-1	2	0	0	1	0	0
Dec. 29	UTEP*					DNP							
Jan. 2	at Middle Tennessee*					DNP							
Jan. 4	at WKU*					DNP							
Jan. 8	LIBERTY*					DNP							
Jan. 10	DELAWARE*												
Jan. 14	MIDDLE TENNESSEE*												
Jan. 17	at Jacksonville State*												
Jan. 24	KENNESAW STATE*												
Jan. 28	at UTEP*												
Jan. 31	at Sam Houston*												
Feb. 4	NEW MEXICO STATE*												
Feb. 7	SAM HOUSTON*												
Feb. 12	at Missouri State*												
Feb. 14	at FIU*												
Feb. 18	JACKSONVILLE STATE*												
Feb. 21	at Kennesaw State*												
Feb. 26	MISSOURI STATE*												
Feb. 28	FIU*												
March 5	at Liberty*												
March 7	at Delaware*												

CAREER HIGHS

Points

2 vs. Lyon, 11/9/25

Field Goals

1 vs. Lyon, 11/9/25

Field Goal Attempts

1 vs. Lyon, 11/9/25

3-Point Field Goals

3-Point Field Goal Attempts

Rebounds

1 vs. Dallas Christian, 12/22/25

Assists

Blocks

Steals

Minutes

2 three times (last vs. DCC, 12/22/25)

SEASON HIGHS

Points

2 vs. Lyon, 11/9/25

Field Goals

1 vs. Lyon, 11/9/25

Field Goal Attempts

1 vs. Lyon, 11/9/25

3-Point Field Goals

3-Point Field Goal Attempts

Rebounds

1 vs. Dallas Christian, 12/22/25

Assists

Blocks

Steals

Minutes

2 three times (last vs. DCC, 12/22/25)

CAREER STATS

	Rebounds																										
YEAR	GP	GS	MIN	AVG.	FG	FGA	PCT.	3FG	3FGA	PCT.	FT	FTA	PCT.	OFF	DEF	TOTAL	AVG	PF	FO	A	TO	BLK	STL	PTS	AVG		
2024-25																											
2025-26	3	0	6	2.1	1	1	100%	0	0	0%	0	0	0%	0	1	1	0.3	2	0	0	1	0	0	2	0.7		
TOTAL	3	0	6	2.1	1	1	100%	0	0	0%	0	0	0%	0	1	1	0.3	2	0	0	1	0	0	2	0.7		



A'MEIR WILLIAMS

FR | F | 6-8 | 230 | KENNEDALE, TEXAS | KENNEDALE HS

27

/// GAME-BY-GAME STATS

DATE	OPPONENT	GP-GS MIN	FG	3FG	FT	O-D-T	PF	A	TO	B	S	TP
Nov. 4	at Nevada											DNP
Nov. 9	LYON COLLEGE											DNP
Nov. 15	JACKSON STATE											DNP
Nov. 19	at Indiana State											DNP
Nov. 26	INDIANA STATE											DNP
Nov. 29	ALCORN STATE											DNP
Dec. 3	at Georgia Southern											DNP
Dec. 7	ECCLESIA COLLEGE											DNP
Dec. 13	UL-LAFAYETTE											DNP
Dec. 17	at Tulane											DNP
Dec. 22	DALLAS CHRISTIAN											DNP
Dec. 29	UTEP*											DNP
Jan. 2	at Middle Tennessee*											DNP
Jan. 4	at WKU*											DNP
Jan. 8	LIBERTY*											DNP
Jan. 10	DELAWARE*											
Jan. 14	MIDDLE TENNESSEE*											
Jan. 17	at Jacksonville State*											
Jan. 24	KENNESAW STATE*											
Jan. 28	at UTEP*											
Jan. 31	at Sam Houston*											
Feb. 4	NEW MEXICO STATE*											
Feb. 7	SAM HOUSTON*											
Feb. 12	at Missouri State*											
Feb. 14	at FIU*											
Feb. 18	JACKSONVILLE STATE*											
Feb. 21	at Kennesaw State*											
Feb. 26	MISSOURI STATE*											
Feb. 28	FIU*											
March 5	at Liberty*											
March 7	at Delaware*											

/// CAREER HIGHS

Points

Field Goals

Field Goal Attempts

3-Point Field Goals

3-Point Field Goal Attempts

Rebounds

Assists

Blocks

Steals

Minutes

/// SEASON HIGHS

Points

Field Goals

Field Goal Attempts

3-Point Field Goals

3-Point Field Goal Attempts

Rebounds

Assists

Blocks

Steals

Minutes

/// CAREER STATS

YEAR	GP	GS	MIN	AVG.	FG	FGA	PCT.	3FG	3FGA	PCT.	FT	FTA	PCT.	Rebounds			AVG	PF	FO	A	TO	BLK	STL	PTS	AVG
														OFF	DEF	TOTAL									
2025-26																									
TOTAL	0	0	0	0.0	0	0	0%	0	0	0%	0	0	0%	0	0	0	0.0	0	0	0	0	0	0	0	0.0



SCOOTER WILLIAMS

GR / G / 6-4 / 205 / CLARKSVILLE, TENN. / EAST TEXAS A&M

8

GAME-BY-GAME STATS

DATE	OPPONENT	GP-GS	MIN	FG	3FG	FT	O-D-T	PF	A	TO	B	S	TP
Nov. 4	at Nevada	1-0	21	2-7	1-4	0-0	2-0-2	3	1	1	1	0	5
Nov. 9	LYON COLLEGE	2-1	21	4-7	1-3	1-2	2-0-2	3	1	0	1	2	10
Nov. 15	JACKSON STATE	3-2	11	0-2	0-2	3-3	0-3-3	2	1	0	0	1	3
Nov. 19	at Indiana State	4-3	37	9-21	1-6	4-8	2-9-11	3	1	1	2	0	23
Nov. 26	INDIANA STATE	5-3	21	5-8	1-2	1-1	0-3-3	0	1	1	0	0	12
Nov. 29	ALCORN STATE	6-3	23	4-7	0-2	1-2	2-2-4	1	1	1	1	1	9
Dec. 3	at Georgia Southern	7-3	23	3-6	1-2	2-4	0-1-1	2	0	2	1	1	9
Dec. 7	ECCLESIA COLLEGE	8-3	21	3-4	0-1	1-2	0-0-0	1	6	4	0	2	7
Dec. 13	UL-LAFAYETTE	9-3	20	3-7	0-2	1-1	2-3-5	2	1	1	0	0	7
Dec. 17	at Tulane	10-3	20	4-10	0-5	5-5	2-1-3	2	1	1	0	0	13
Dec. 22	DALLAS CHRISTIAN	DNP											
Dec. 29	UTEP*	11-3	12	4-5	2-2	0-0	1-2-3	0	0	0	0	1	10
Jan. 2	at Middle Tennessee*	12-3	27	5-10	0-4	2-3	1-1-2	0	1	0	0	0	12
Jan. 4	at WKU*	13-3	31	4-16	0-2	2-4	1-3-4	1	3	0	0	2	10
Jan. 8	LIBERTY*	14-3	23	3-12	1-5	2-2	1-2-3	1	3	1	1	1	9
Jan. 10	DELAWARE*												
Jan. 14	MIDDLE TENNESSEE*												
Jan. 17	at Jacksonville State*												
Jan. 24	KENNESAW STATE*												
Jan. 28	at UTEP*												
Jan. 31	at Sam Houston*												
Feb. 4	NEW MEXICO STATE*												
Feb. 7	SAM HOUSTON*												
Feb. 12	at Missouri State*												
Feb. 14	at FIU*												
Feb. 18	JACKSONVILLE STATE*												
Feb. 21	at Kennesaw State*												
Feb. 26	MISSOURI STATE*												
Feb. 28	FIU*												
March 5	at Liberty*												
March 7	at Delaware*												

CAREER HIGHS

Points

40 two times (last at Motlow State CC, 2/7/24)

Field Goals

14 two times (last vs. Roane State CC, 2/14/24)

Field Goal Attempts

27 vs. Roane State CC, 2/14/24

3-Point Field Goals

5 at Volunteer State CC, 1/21/23

3-Point Field Goal Attempts

11 vs. Roane State CC, 2/14/24

Rebounds

14 at Trevecca JV, 12/7/23

Assists

12 two times (last at Jackson State CC, 11/28/23)

Blocks

5 vs. Roane State CC, 2/14/24

Steals

5 two times (last at SW Tennessee CC, 2/24/24)

Minutes

37 at Indiana State, 11/19/25

SEASON HIGHS

Points

23 at Indiana State, 11/19/25

Field Goals

9 at Indiana State, 11/19/25

Field Goal Attempts

21 at Indiana State, 11/19/25

3-Point Field Goals

2 vs. UTEP, 12/29/25)

3-Point Field Goal Attempts

6 at Indiana State, 11/19/25

Rebounds

11 at Indiana State, 11/19/25

Assists

6 vs. Ecclesia College, 12/7/25

Blocks

2 at Indiana State, 11/19/25

Steals

2 three times (last at WKU, 1/4/26)

Minutes

37 at Indiana State, 11/19/25

CAREER STATS

YEAR	GP	GS	MIN	AVG.	FG	FGA	PCT.	3FG	3FGA	PCT.	FT	FTA	PCT.	Rebounds			AVG	PF	FO	A	TO	BLK	STL	PTS	AVG
														OFF	DEF	TOTAL									
2021-22*																									
2022-23*	29	9	---	---	164	306	54%	41	120	34%	82	123	67%	27	99	126	4.3	10	0	102	24	10	30	451	15.6
2023-24*	30	30	---	---	233	417	56%	36	117	31%	140	209	67%	56	155	211	7.0	9	0	197	96	41	55	642	21.4
2024-25**	31	11	760	24.5	117	286	41%	35	143	25%	77	107	72%	33	57	90	2.9	58	1	76	84	23	37	346	11.2
2025-26	14	3	311	22.2	53	122	43%	8	42	19%	25	37	68%	16	30	46	3.3	21	0	21	13	7	11	139	9.9
TOTAL	104	53	1071	23.8	567	1131	50%	120	422	28%	324	476	68%	132	341	473	4.5	98	1	396	217	81	133	1578	15.2

* Chattanooga State CC ** East Texas A&M

2025-26 BOX SCORES

NEVADA 77, LOUISIANA TECH 50 GAME 1 • 11-4-25 • RENO, NEV.

##	Nevada	FG	3FG	FT	REB	PF	TP	A	TO	B	S	Min
1	Price	f	2-3	0-1	5-10	2-6-8	1	9	1	0	0	1 25
21	Armotradin	c	2-4	0-0	2-2	2-4-6	1	6	1	0	2	0 22
0	Bailey III	g	7-11	5-7	5-7	0-4-4	1	24	2	0	0	0 26
3	Rolison	g	0-3	0-1	0-0	0-0-0	3	0	7	2	0	0 17
4	Camper	g	3-8	1-3	2-2	3-2-5	1	9	0	3	1	0 23
12	Comer	g	3-11	0-3	4-4	1-4-5	3	10	2	1	0	2 19
6	Lowery	g	2-4	0-2	0-0	0-1-1	2	4	0	0	0	0 11
7	Weems	0	0-0	0-0	0-0	0-0-0	1	0	0	3	0	0 12
5	Robinson	3-6	0-2	0-0	2-4-6	0	6	1	0	0	0	1 16
17	White	1-2	0-0	1-1	1-1-2	2	3	0	0	0	0	0 13
2	Walker	0-2	0-1	2-2	0-0-0	0	2	1	1	0	2	7
10	Coleman	1-1	0-0	0-0	1-0-1	2	2	1	0	0	0	7
24	Baudreau	1-1	0-0	0-0	0-0-0	0	2	0	0	0	0	2
Team				5-2-7								0
Totals		25-56		6-20		21-28		17-28		45		17 77 16 10 3 6 200
		44.6		30.0		75.0						

FG's (1st Half: 13-33 39.4%; 2nd Half: 12-23 52.2%)

3FG's (1st Half: 3-11 27.3%; 2nd Half: 3-9 33.3%)

FT's (1st Half: 5-9 55.6%; 2nd Half: 16-19 84.2%)

##	LA Tech	FG	3FG	FT	REB	PF	TP	A	TO	B	S	Min
5	Thomas II	f	2-6	0-3	2-2	1-1-2	1	6	0	0	0	0 17
10	Howze	f	3-3	0-0	3-5	1-2-3	4	9	0	1	2	0 19
14	Allen	f	0-2	0-1	0-0	0-0-0	4	0	1	2	0	3 13
3	Bates	g	3-9	2-5	1-1	0-2-2	1	9	3	2	0	1 31
11	Cooper	g	2-9	0-3	1-3	1-4-5	0	5	0	1	1	0 28
8	Williams	2-7	1-4	0-0	2-0-2	3	5	1	1	1	0	21
0	Dudley	3-7	0-3	3-4	0-1-1	2	9	2	1	0	1	21
2	Jeffress	0-2	0-2	0-0	0-1-1	3	0	1	0	0	0	11
7	Herron	1-1	0-0	0-0	1-1-2	1	2	0	0	0	0	9
4	Fenner	0-1	0-1	1-2	1-0-1	1	1	2	3	1	1	18
21	Martinez	2-3	0-0	0-0	0-1-1	1	4	0	1	3	0	12
Team				1-5-6								1
Totals		18-50		12-22		11-17		8-18		26		21 50 10 13 8 6 200
		36.0		13.6		64.7						

FG's (1st Half: 7-25 28.0%; 2nd Half: 11-25 44.0%)

3FG's (1st Half: 0-13 0.0%; 2nd Half: 3-9 33.3%)

FT's (1st Half: 4-6 66.7%; 2nd Half: 7-11 63.6%)

Score by Periods	1st	2nd	Total
Louisiana Tech	18	32	50
Nevada	34	43	77

LOUISIANA TECH 93, LYON COLLEGE 35 GAME 2 • 11-9-25 • RUSTON, LA.

##	Lyon	FG	3FG	FT	REB	PF	TP	A	TO	B	S	Min
10	West	f	0-2	0-1	0-0	0-2-2	1	0	0	1	0	0 10
25	Warren	f	0-4	0-1	0-1	0-1-1	0	0	1	0	0	0 12
0	Reed	g	1-3	0-0	0-0	1-1-2	3	2	1	0	1	0 20
14	Taylor	g	2-9	1-4	1-2	0-1-1	2	6	1	4	0	0 19
23	Brown	g	4-11	1-5	0-0	0-3-3	3	9	0	2	0	0 21
32	Brown	0-1	0-0	0-2	1-0-1	2	0	0	1	2	0	0 13
1	Archer	1-7	1-5	0-0	1-1-2	0	3	0	1	0	1	14
2	Williford	0-0	0-0	0-0	0-0-0	0	0	0	0	0	0	0+
30	Cunningham	0-4	0-2	0-0	0-2-2	1	0	1	3	0	1	17
11	Sorrell	1-2	0-0	0-0	1-2-3	2	2	0	0	0	0	1 17
24	Bush	0-1	0-1	0-0	0-0-0	0	0	0	0	0	0	5
4	Hardy	3-3	2-2	0-1	1-2-3	1	8	0	2	0	1	12
5	Harriott	1-1	1-1	0-0	0-0-0	0	3	1	2	0	0	6
15	Rogers	0-1	0-1	0-0	0-0-0	0	0	0	1	0	0	9
3	Tucker	0-4	0-2	0-0	0-1-1	0	0	0	0	0	1	8
7	Dumas	1-1	0-0	0-0	0-0-0	1	2	0	2	0	0	8
8	Patel	0-1	0-0	0-0	0-0-0	0	0	0	0	0	0	3
13	Horsley	0-1	0-0	0-0	0-0-0	0	0	0	0	0	0	3
35	Schubert	0-0	0-0	0-0	0-0-0	0	0	0	0	0	1	3
Team				3-1-4								1
Totals		14-56		6-26		1-6		8-17		25		16 35 6 21 2 7 200
		25.0		23.1		16.7						

FG's (1st Half: 9-28 32.1%; 2nd Half: 5-28 17.9%)

3FG's (1st Half: 3-10 30.0%; 2nd Half: 3-16 18.8%)

FT's (1st Half: 1-5 20.0%; 2nd Half: 0-1 0.0%)

##	LA Tech	FG	3FG	FT	REB	PF	TP	A	TO	B	S	Min
10	Howze	f	3-4	0-0	0-0	1-8-9	1	6	1	0	3	2 24
14	Allen	f	2-5	1-3	0-2	4-5-9	2	5	0	2	0	1 18
3	Bates	g	2-7	0-3	2-2	1-4-5	0	6	7	2	0	0 27
4	Fenner	g	5-8	3-4	2-3	0-2-2	3	15	2	0	1	4 19
8	Williams	g	4-7	1-3	1-2	2-0-2	3	10	1	0	1	2 21
7	Herron	1-5	0-0	2-4	4-1-5	0	4	1	3	1	2	15
5	Thomas II	7-8	4-5	0-1	1-7-8	1	18	0	0	0	0	2 20
0	Dudley	3-6	0-1	1-2	0-2-2	0	7	4	3	0	0	0 21
2	Jeffress	2-4	0-2	0-0	0-1-1	0	4	0	0	0	0	8
11	Cooper	7-10	0-0	2-4	2-5-7	4	16	1	2	0	2	22
6	Rowell	0-0	0-0	0-0	0-0-0	0	0	0	0	0	0	3
23	Thompson	1-1	0-0	0-0	0-0-0	0	2	0	0	0	0	2
Team				0-2-2								1
Totals		37-65		9-21		10-20		15-37		52		14 93 17 13 6 15 200
		56.9		42.9		50.0						

FG's (1st Half: 19-32 59.4%; 2nd Half: 18-33 54.5%)

3FG's (1st Half: 4-11 36.4%; 2nd Half: 5-10 50.0%)

FT's (1st Half: 6-15 40.0%; 2nd Half: 4-5 80.0%)

Score by Periods	1st	2nd	Total
Lyon College	22	13	35
Louisiana Tech	48	45	93

LOUISIANA TECH 68, JACKSON STATE 51 GAME 3 • 11-15-25 • RUSTON, LA.

##	JSU	FG	3FG	FT	REB	PF	TP	A	TO	B	S	Min
3	Mitchell	f	3-11	3-7	4-4	0-6-6	2	13	0	1	0	0 32
4	Ree	f	2-7	1-5	2-2	3-2-5	5	7	2	1	0	1 24
10	Wilson	c	1-2	0-0	0-0	1-2-3	3	2	1	0	1	0 19
1	McMillian	g	3-14	2-11	1-3	1-5-6	1	9	2	4	1	3 32
24	Ruffin	g	2-12	0-6	6-8	0-3-3	3	10	4	4	0	3 33
21	Butler	2-4	0-0	0-0	1-0-1	3	4	0	0	0	0	17
11	Williams	0-3	0-1	0-0	2-0-2	1	0	0	2	0	2	16
7	Simmons	1-2	1-2	0-0	0-3-3	1	3	0	0	1	1	12
12	Williams	1-1	1-1	0-0	1-1-2	0	3	1	0	0	0	7
9	Kolev	0-0	0-0	0-0	0-2-2	1	0	0	0	0	0	7
Team				1-3-4								2
Totals		15-56		8-33		17-27		37		21 51 10 14 3 10 200		
		26.8		24.2		76.5						

FG's (1st Half: 8-29 27.6%; 2nd Half: 7-27 25.9%)

3FG's (1st Half: 6-19 31.6%; 2nd Half: 2-14 14.3%)

FT's (1st Half: 5-8 62.5%; 2nd Half: 8-9 88.9%)

#	LA Tech	FG	3FG	FT	REB	PF	TP	A	TO	B	S	Min
10	Howze	f	3-7	0-0	0-4	3-6-9	3	6	0	2	1	0 26
14	Allen	f	0-0	0-0	0-0	2-1-3	1	0	0	0	0	0 7
3	Bates	g	6-16	1-3	2-4	0-4-4	3	15	8	5	0	1 35
4	Fenner	g	1-5	0-1	3-5	1-3-4	2	5	0	2	0	1 25
8	Williams	g	0-2	0-2	3-3	0-3-3	2	3	1	0	0	1 11
2	Jeffress	0-1	0-0	0-0	2-1-3	1	0	0	0	0	0	7
11	Cooper	5-8	1-1	4-6	3-4-7	0	15	1	2	2	1	28
5	Thomas II	4-15	2-7	3-4	4-5-9	2	13	1	1	0	1	20
0	Dudley	0-1	0-1	2-2	0-1-1	1	2	0	1	0	0	6
21	Martinez	3-5	0-0	0-0	0-2-2	0	6	0	0	0	0	13
1	Anderson	1-4	0-1	1-3	3-3-6	2	3	0	0	1	0	23
	Team				5-1-6							0
Totals		23-64	4-16	18-31	23-34-57	17	68	11	13	4	6	200
		35.9	25.0	58.1								

2025-26 BOX SCORES

GEORGIA SOUTHERN 77, LOUISIANA TECH 69
GAME 7 • 12-3-25 • STATESBORO, GA.

##	GS	FG	3FG	FT	REB	PF	TP	A	TO	B	S	Min
11	Carter	f	3-5	0-0	0-1	1-5-6	4	6	1	0	3	0 26
13	Applewhite	f	1-5	1-4	6-6	0-2-2	0	9	0	0	0	4 33
9	Koulibaly	g	0-2	0-2	3-3	1-2-3	4	3	2	1	0	0 25
12	Moore	g	3-11	1-8	3-4	0-1-1	0	10	2	3	0	2 30
21	Webb	g	13-14	4-5	2-4	1-7-8	4	32	4	1	1	1 34
5	White		0-1	0-1	0-0	0-0-0	1	0	1	0	0	0 4
24	Burney		1-2	0-0	0-0	1-1-2	2	2	0	3	2	1 13
1	Williams		6-10	3-7	0-0	2-0-2	0	15	0	2	0	0 18
3	Dunn		0-2	0-2	0-0	1-1-2	0	0	0	0	0	0 11
7	Sotirov		0-4	0-4	0-0	0-0-0	0	0	0	0	0	0 5
Team						1-5-6				1		
Totals		27-56		9-33		14-18		8-24		32		15 77 10 11 6 8 200
						48.2		27.3		77.8		

FG's (1st Half: 10-27 37.0%; 2nd Half: 17-29 58.6%)

3FG's (1st Half: 4-20 20.0%; 2nd Half: 5-13 38.5%)

FT's (1st Half: 9-11 81.8%; 2nd Half: 5-7 71.4%)

##	LA Tech	FG	3FG	FT	REB	PF	TP	A	TO	B	S	Min
5	Thomas II	f	0-2	0-2	2-2	1-2-3	2	2	0	1	0	0 21
14	Allen	f	0-0	0-0	0-0	0-0-0	1	0	0	0	0	0 5
21	Martinez	c	1-2	0-0	0-0	0-3-3	2	2	0	0	0	0 9
3	Bates	g	3-6	0-3	1-3	0-1-1	3	7	9	2	0	0 28
4	Fenner	g	0-4	0-2	1-2	1-0-1	2	1	0	0	0	0 13
2	Jeffress		1-5	0-3	1-1	2-3-5	2	3	0	1	0	0 21
8	Williams		3-6	1-2	2-4	0-1-1	2	9	0	2	1	1 23
0	Dudley		10-17	4-8	2-4	0-2-2	1	26	2	2	0	2 30
7	Herron		5-6	0-0	0-1	1-3-4	1	10	2	0	0	1 28
11	Cooper		4-6	1-1	0-0	0-4-4	1	9	0	1	0	0 20
10	Howze		0-0	0-0	0-0	0-0-0	0	0	0	0	0	0 3
Team						2-3-5				2		
Totals		27-54		6-21		9-17		7-22		29		17 69 13 11 1 4 200
						50.0		28.6		52.9		

FG's (1st Half: 10-27 37.0%; 2nd Half: 17-27 63.0%)

3FG's (1st Half: 2-13 15.4%; 2nd Half: 4-8 50.0%)

FT's (1st Half: 5-7 71.4%; 2nd Half: 4-10 40.0%)

Score by Periods	1st	2nd	Total
Louisiana Tech	27	42	69
Georgia Southern	33	44	77

LOUISIANA TECH 89, ECCLESIA COLLEGE 37
GAME 8 • 12-7-25 • RUSTON, LA.

##	Ecclesia	FG	3FG	FT	REB	PF	TP	A	TO	B	S	Min
0	Ford	g	4-10	0-2	2-2	1-3-4	1	10	2	2	0	1 32
5	Nelson	g	5-10	2-6	0-1	0-1-1	1	12	0	0	0	1 34
13	Hauglie	g	0-2	0-2	0-2	1-1-2	4	0	0	0	0	0 19
14	Hoggan	g	0-9	0-2	0-0	2-0-2	3	0	2	8	0	3 27
33	Wesley	g	2-9	2-5	3-4	0-1-1	1	9	1	0	0	0 32
23	Wilson		0-2	0-0	0-0	0-0-0	1	0	0	0	0	0 6
2	Jones		0-5	0-3	0-0	1-0-1	0	0	0	1	0	0 12
21	Loper		0-2	0-1	0-0	0-0-0	3	0	1	1	0	1 13
24	Cockrell		0-0	0-0	0-0	0-0-0	1	0	0	1	0	0 8
32	Dawkins		1-3	0-0	0-0	1-1-2	0	2	1	0	0	0 8
22	Jones		1-2	0-0	2-2	0-0-0	1	4	0	1	0	0 10
Team						1-3-4				0		
Totals		13-54		4-21		7-11		10-17		16 37 7 14 0 6 200		
						24.1		19.0		63.6		

FG's (1st Half: 4-26 15.4%; 2nd Half: 9-28 32.1%)

3FG's (1st Half: 1-13 7.7%; 2nd Half: 3-8 37.5%)

FT's (1st Half: 2-2 100.0%; 2nd Half: 5-9 55.6%)

##	LA Tech	FG	3FG	FT	REB	PF	TP	A	TO	B	S	Min
2	Jeffress	f	1-5	0-3	0-0	3-6-9	1	2	0	0	1	2 20
7	Herron	f	2-3	0-0	0-1	0-5-5	4	4	2	2	1	0 15
0	Dudley	g	5-9	1-4	1-2	1-4-5	2	12	3	4	0	2 33
3	Bates	g	4-5	3-4	3-4	0-2-2	0	14	10	2	0	0 23
11	Cooper	g	8-10	2-4	2-2	2-6-8	2	20	0	1	3	3 27
5	Thomas II		5-9	4-6	3-4	3-5-8	3	17	1	0	0	1 22
10	Howze		1-1	0-0	0-0	0-1-1	0	2	0	0	3	1 12
8	Williams		3-4	0-1	1-2	0-0-0	1	7	6	4	0	2 21
14	Allen		2-2	0-0	0-0	0-5-5	0	4	0	1	0	0 12
4	Fenner		0-1	0-1	0-0	0-1-1	0	0	2	1	0	0 10
21	Martinez		1-1	0-0	0-0	0-0-0	1	2	0	0	0	0 2
6	Rowell		2-2	1-1	0-0	0-0-0	0	5	0	0	0	1 4
23	Thompson		0-0	0-0	0-0	0-0-0	0	0	0	0	0	0 2
Team						0-2-2				0		
Totals		34-52		11-24		10-19		37-46		14 89 24 15 8 12 200		
						65.4		45.8		66.7		

FG's (1st Half: 16-27 59.3%; 2nd Half: 18-25 72.0%)

3FG's (1st Half: 5-14 35.7%; 2nd Half: 6-10 60.0%)

FT's (1st Half: 3-4 75.0%; 2nd Half: 7-11 63.6%)

Score by Periods	1st	2nd	Total
Ecclesia College	11	26	37
Louisiana Tech	40	49	89

LOUISIANA TECH 65, UL-LAFAYETTE 44
GAME 9 • 12-13-25 • RUSTON, LA.

##	ULL	FG	3FG	FT	REB	PF	TP	A	TO	B	S	Min
2	Jones Jr.	f	0-4	0-0	3-4	6-2-8	0	3	0	1	2	3 26
3	Finister	g	5-12	2-5	2-5	1-1-2	2	14	0	2	0	0 26
5	Lewis	g	2-4	2-2	0-0	0-0-0	4	6	0	1	0	0 17
6	Lavergne	g	2-8	1-4	0-0	1-0-1	1	5	3	0	0	2 29
10	Olvera	g	4-11	1-4	0-2	0-4-4	3	9	3	3	0	0 28
0	Evans		1-2	0-0	0-0	0-1-1	5	2	0	4	0	1 9
24	Mejia		1-5	1-5	0-0	1-3-4	1	3	0	1	0	1 30
7	Collins		0-3	0-2	2-2	1-0-1	1	2	3	0	0	1 14
4	Woodson		0-1	0-1	0-0	0-2-2	1	0	0	1	0	0 16
23	Ratliff		0-0	0-0	0-0	1-1-2	0	0	0	1	0	0 6
Team						2-2-4				2		
Totals		15-50		7-23		13-16		29		18 44 9 16 2 8 200		
						30.0		30.4		53.8		

FG's (1st Half: 6-23 26.1%; 2nd Half: 9-27 33.3%)

3FG's (1st Half: 2-9 22.2%; 2nd Half: 5-14 35.7%)

FT's (1st Half: 5-9 55.6%; 2nd Half: 2-4 50.0%)

##	LA Tech	FG	3FG	FT	REB	PF	TP	A	TO	B	S	Min
2	Jeffress	f	0-3	0-2	1-2	1-2-3	0	1	0	0	1	0 15
7	Herron	f	2-4	0-0	1-3	1-1-2	4	5	0	3	0	0 29
0	Dudley	g	7-13	5-8	0-0	0-0-0	1	19	1	5	0	3 40
3	Bates	g	7-13	0-2	9-9	0-3-3	1	23	8	1	0	0 40
11	Cooper	g	3-9	0-3	4-4	4-16-20	1	10	0	2	0	1 40
10	Howze		0-0	0-0	0-0	1-0-1	1	0	0	0	0	1 5
8	Williams		3-7	0-2	1-1	2-3-5	2	7	1	1	0	0 20
14	Allen		0-0	0-0	0-0	1-0-1	0	0	0	0	0	0 7
5	Thomas II		0-0	0-0	0-0	0-0-0	1	0	0	0	1	0 5
Team						2-0-2				3		
Totals		22-49		5-17		16-19		12-25		37		11 65 10 15 2 5 200
						44.9		29.4		84.2		

FG's (1st Half: 10-22 45.5%; 2nd Half: 12-27 44.4%)

3FG's (1st Half: 2-9 22.2%; 2nd Half: 3-8 37.5%)

FT's (1st Half: 9-12 75.0%; 2nd Half: 7-7 100.0%)

Score by Periods	1st	2nd	Total
UL-Lafayette	19	25	44
Louisiana Tech	31	34	65

TULANE 61, LOUISIANA TECH 53
GAME 10 • 12-17-25 • NEW ORLEANS, LA.

##	Tulane	FG	3FG	FT	REB	PF	TP	A	TO	B	S	Min
0	Ringgold	f	2-2	0-0	3-4	2-2-4	3	7	1	2	1	2 25
5	Middleton	g	4-8	2-6	2-2	1-4-5	2	12	1	0	1	1 34
7	Brumbaugh	g	5-11	0-5	6-8	1-3-4	3	16	3	1	2	2 37
22	Woods	g	2-5	0-3	2-3	2-3-5	2	6	2	2	0	1 28
99	Williams	g	2-11	1-7	4-4	1-2-3	0	9	0	1	0	2 34
1	Moore		1-3	0-0	1-2	2-0-2	2	3	1	0	0	1 14
23	Daniels		1-1	0-0	1-2	0-2-2	4	3	0	0	4	0 12
9	Greene		0-4	0-2	5-6	1-1-2	1	5	3	0	0	0 11
55	Bradford		0-0	0-0	0-0	0-0-0	0	0	0	0	0	0 3
15	Moore		0-1	0-1	0-0	0-0-0	1	0	0	0	0	0 2
	Team					0-5-5				1		
Totals			17-46	3-24	24-31	10-22-32	18	61	11	7	8	9 200
			37.0	12.5	77.4							

2025-26 BOX SCORES

MIDDLE TENNESSEE 88, LOUISIANA TECH 51 GAME 13 • 1-2-26 • MURFREESBORO, TENN.

##	MTSU	FG	3FG	FT	REB	PF	TP	A	TO	B	S	Min
10	Alston	f	3-4	0-1	0-0	0-4-4	1	6	3	1	1	25
13	Loofe	f	0-2	0-2	1-2	1-3-4	5	1	2	0	1	0 19
22	Lands	f	4-11	3-8	0-0	1-4-5	0	11	2	0	0	0 29
0	Olgesby	g	8-14	8-14	1-3	0-1-1	1	25	2	1	0	3 33
2	Carter	g	3-6	3-5	0-2	0-0-0	1	9	4	1	0	0 21
55	Smith	g	2-2	0-0	0-0	02-2	1	4	6	2	1	1 20
11	Green	g	8-14	6-12	0-0	2-1-3	3	22	2	1	0	1 24
3	Jovanovic	g	1-2	0-0	0-0	3-7-10	1	2	0	1	0	1 21
1	Whitlock	g	2-2	2-2	0-0	0-0-0	0	6	0	0	0	1 4
23	Dent Jr.	g	1-1	0-0	0-1	0-0-0	0	2	1	0	0	1 4
	Team					3-1-4						
Totals		32-58	22-44	2-8	10-23	33	18	22	7	3	9	200
		55.2	50.0	25.0								

FG's (1st Half: 15-29 51.7%; 2nd Half: 17-29 58.6%)
3FG's (1st Half: 9-20 45.0%; 2nd Half: 13-24 54.2%)
FT's (1st Half: 0-1 0.0%; 2nd Half: 2-7 28.6%)

##	LA Tech	FG	3FG	FT	REB	PF	TP	A	TO	B	S	Min
5	Thomas II	f	2-5	1-4	0-0	0-6-6	3	5	1	1	0	0 28
7	Herron	f	1-4	0-0	0-0	0-0-0	0	2	0	0	0	0 7
0	Dudley	g	3-8	2-4	3-6	1-1-2	0	11	0	1	0	0 34
3	Bates	g	3-8	0-1	0-0	0-3-3	0	6	4	3	0	2 27
11	Cooper	g	0-1	0-1	0-0	1-2-3	1	0	0	0	0	0 17
4	Fenner	g	0-2	0-2	0-0	0-2-2	2	0	0	1	0	1 11
14	Allen	g	0-0	0-0	5-6	2-3-5	1	5	0	4	0	1 19
8	Williams	g	5-10	0-4	2-3	1-1-2	0	12	1	0	0	0 27
10	Howze	g	1-3	0-0	2-2	1-2-3	2	4	1	1	0	1 15
6	Rowell	g	1-2	1-2	0-0	0-0-0	2	3	0	2	0	0 9
21	Martinez	g	1-1	0-0	1-2	0-1-1	0	3	0	0	0	0 4
	Team					2-0-2						
Totals		17-44	4-18	13-19	8-21	29	11	51	7	13	0	5 200
		38.6	22.2	68.4								

FG's (1st Half: 7-19 36.8%; 2nd Half: 10-25 40.0%)
3FG's (1st Half: 1-8 12.5%; 2nd Half: 3-10 30.0%)
FT's (1st Half: 7-9 77.8%; 2nd Half: 6-10 60.0%)

Score by Periods	1st	2nd	Total
Louisiana Tech	22	29	51
Middle Tennessee	39	49	88

WKU 66, LOUISIANA TECH 61 GAME 14 • 1-4-26 • BOWLING GREEN, KY.

##	WKU	FG	3FG	FT	REB	PF	TP	A	TO	B	S	Min
7	Boyd	f	1-2	0-0	3-7	2-6-8	2	5	1	0	0	1 25
8	Newell	f	4-14	4-12	0-0	0-3-3	0	12	1	0	0	0 38
2	Hackman	g	1-2	1-2	6-6	0-1-1	4	9	1	0	0	1 19
4	Myers	g	4-13	3-9	2-2	1-3-4	1	13	3	0	0	1 36
30	Moore	g	5-11	3-5	6-6	3-6-9	4	19	4	2	0	1 33
12	Boone	g	1-4	0-2	3-4	0-5-5	1	5	1	6	0	1 17
1	Keita	g	0-0	0-0	0-0	0-1-1	1	0	0	0	1	0 8
3	Haffner	g	0-2	0-2	0-0	0-1-1	1	0	1	1	0	0 8
6	Unsel	g	1-4	1-4	0-0	0-2-2	2	3	0	0	0	0 11
5	Edelen	g	0-1	0-0	0-0	2-0-2	1	0	2	1	0	0 5
	Team					3-2-5						
Totals		17-53	12-36	20-25	11-30	41	17	66	14	10	1	5 200
		32.1	33.3	80.0								

FG's (1st Half: 10-22 45.5%; 2nd Half: 7-31 22.6%)
3FG's (1st Half: 9-18 50.0%; 2nd Half: 3-18 16.7%)
FT's (1st Half: 8-11 72.7%; 2nd Half: 12-14 85.7%)

##	LA Tech	FG	3FG	FT	REB	PF	TP	A	TO	B	S	Min
5	Thomas II	f	3-8	0-5	0-1	3-4-7	3	6	1	2	1	0 26
7	Herron	f	0-2	0-0	0-0	0-0-0	3	0	0	0	0	0 5
0	Dudley	g	3-10	1-2	2-3	1-3-4	0	9	2	3	0	1 23
3	Bates	g	4-11	3-8	2-2	0-3-3	4	13	3	1	0	2 40
11	Cooper	g	3-8	0-3	2-4	4-9-13	1	8	2	1	0	0 30
8	Williams	g	4-16	0-2	2-4	1-3-4	1	10	3	0	0	2 31
10	Howze	g	0-1	0-0	0-0	1-0-1	1	0	0	1	0	0 9
14	Allen	g	1-1	0-0	1-2	2-4-6	4	3	1	0	0	1 16
21	Martinez	g	6-6	0-0	0-3	2-0-2	2	12	1	1	3	0 18
6	Rowell	g	0-0	0-0	0-0	0-0-0	1	0	0	0	0	0 2
	Team					1-3-4						
Totals		24-63	4-20	9-19	15-29	44	20	61	13	9	4	6 200
		38.1	20.0	47.4								

FG's (1st Half: 9-32 28.1%; 2nd Half: 15-31 48.4%)
3FG's (1st Half: 3-14 21.4%; 2nd Half: 1-6 16.7%)
FT's (1st Half: 4-7 57.1%; 2nd Half: 5-12 41.7%)

Score by Periods	1st	2nd	Total
Louisiana Tech	25	36	61
WKU	37	29	66

LIBERTY 72, LOUISIANA TECH 56 GAME 15 • 1-8-26 • RUSTON, LA.

##	LU	FG	3FG	FT	REB	PF	TP	A	TO	B	S	Min
25	Cleveland	f	4-9	0-0	2-4	1-6-7	0	10	8	1	2	1 35
0	Porter	g	4-10	1-3	2-2	0-5-5	1	11	2	1	0	2 34
3	Metheny	g	4-9	3-7	0-0	0-3-3	1	11	0	0	0	1 31
4	Decker	g	6-12	3-6	0-0	0-6-6	2	15	1	2	0	0 33
9	Harper	g	4-7	1-4	4-4	1-0-1	1	13	0	1	2	0 28
12	Smith	g	2-5	1-3	3-4	4-4-8	2	8	2	2	1	1 23
1	Carter	g	0-0	0-0	0-0	0-2-2	2	0	0	0	0	0 10
11	Yates	g	0-1	0-1	0-0	0-1-1	1	0	0	0	0	0 3
21	Jones	g	1-1	0-0	0-0	2-1-3	0	2	0	0	0	0 2
15	Grimes	g	0-0	0-0	2-2	0-0-0	1	2	0	0	0	0 0+
20	Sorensen	g	0-0	0-0	0-0	0-0-0	0	0	0	0	0	0 0+
24	Kester	g	0-0	0-0	0-0	0-0-0	0	0	0	0	0	0 0+
	Team					1-4-5						
Totals		25-54	9-24	13-16	9-32	41	11	72	13	7	5	5 200
		46.3	37.5	81.3								

FG's (1st Half: 13-30 43.3%; 2nd Half: 12-24 50.0%)
3FG's (1st Half: 5-14 35.7%; 2nd Half: 4-10 40.0%)
FT's (1st Half: 3-5 60.0%; 2nd Half: 10-11 90.9%)

##	LA Tech	FG	3FG	FT	REB	PF	TP	A	TO	B	S	Min
5	Thomas II	f	2-9	1-5	0-1	4-6-10	4	5	2	1	0	0 28
7	Herron	f	3-4	0-0	2-2	2-3-5	3	8	1	0	0	2 23
0	Dudley	g	7-14	3-5	0-2	0-0-0	0	17	1	0	0	1 36
3	Bates	g	3-13	2-5	0-0	0-1-1	1	8	3	3	0	0 26
11	Cooper	g	2-2	2-2	0-0	0-3-3	3	6	1	2	0	0 15
8	Williams	g	3-12	1-5	2-2	1-2-3	1	9	3	1	1	1 23
14	Allen	g	0-2	0-2	0-0	1-2-3	0	0	1	0	0	0 18
21	Martinez	g	1-2	0-0	0-2	2-1-3	0	2	0	0	3	0 13
4	Fenner	g	0-0	0-0	1-2	0-0-0	3	1	0	1	0	0 11
10	Howze	g	0-2	0-0	0-0	0-3-3	0	0	0	0	0	0 4
6	Rowell	g	0-0	0-0	0-0	0-0-0	1	0	0	0	0	0 1
	Team					1-1-2						
Totals		21-60	9-24	5-11	11-22	33	16	56	12	8	4	4 200
		35.0	37.5	45.5								

FG's (1st Half: 11-27 40.7%; 2nd Half: 10-33 30.3%)
3FG's (1st Half: 4-8 50.0%; 2nd Half: 5-16 31.3%)
FT's (1st Half: 1-6 16.7%; 2nd Half: 4-5 80.0%)

Score by Periods	1st	2nd	Total
Liberty	34	38	72
Louisiana Tech	27	29	56

LOUISIANA TECH VS. DELAWARE GAME 16 • 1-10-26 • RUSTON, LA.

LOUISIANA TECH VS. MIDDLE TENNESSEE GAME 17 • 1-14-26 • RUSTON, LA.

LOUISIANA TECH AT JACKSONVILLE STATE GAME 18 • 1-24-26 • JACKSONVILLE, ALA.

2025-26 OVERALL STATISTICS



2025-26 Louisiana Tech Men's Basketball Combined Team Statistics All games

Page 1/1
as of Jan 09, 2026

Game Records

Record	Overall	Home	Away	Neutral
ALL GAMES	8-7	8-1	0-6	0-0
CONFERENCE	1-3	1-1	0-2	0-0
NON-CONFERENCE	7-4	7-0	0-4	0-0

Score by Periods

Team	1st	2nd	OT	TOT
Louisiana Tech	476	553	0	1029
Opponents	415	484	0	899

Team Box Score

No.	Player				Total		3-Point		F-Throw		Rebounds				PF		A	TO	BLK	STL	PTS	AVG
		GP-GS	MIN	AVG	FG-FGA	FG%	3FG-3FGA	3FG%	FT-FTA	FT%	OFF	DEF	TOT	AVG		DQ						
0	DUDLEY, DJ	15-8	412:31	27.5	68-147	.463	24-58	.414	22-36	.611	9	27	36	2.4	17	0	28	30	1	14	182	12.1
3	BATES, AJ	15-15	451:02	30.1	59-144	.410	21-53	.396	33-43	.767	8	36	44	2.9	24	0	85	34	0	11	172	11.5
11	COOPER, Kaden	15-9	390:22	26.0	58-121	.479	9-28	.321	26-38	.684	36	87	123	8.2	22	0	13	22	12	17	151	10.1
8	WILLIAMS JR., Scooter	14-3	311:01	22.2	53-122	.434	8-42	.190	25-37	.676	16	30	46	3.3	21	0	21	13	7	11	139	9.9
5	THOMAS II, Avery	15-9	291:57	19.5	38-105	.362	15-58	.259	21-29	.724	29	61	90	6.0	35	0	9	11	3	12	112	7.5
7	HERRON, Sir Issac	13-8	211:07	16.2	32-53	.604	1-1	1.000	9-18	.500	16	31	47	3.6	21	0	11	14	6	6	74	5.7
21	MARTINEZ, Melian	11-3	106:28	9.7	19-26	.731	0-0	.000	1-7	.143	6	13	19	1.7	8	0	1	6	13	1	39	3.5
4	FENNER, Jaylen	13-6	220:23	17.0	14-44	.318	5-21	.238	10-18	.556	8	16	24	1.8	23	1	14	12	4	12	43	3.3
10	HOWZE, Kylan	15-4	195:16	13.0	14-29	.483	0-0	.000	11-23	.478	12	27	39	2.6	20	0	3	9	13	8	39	2.6
6	ROWELL, Keegan	7-0	36:06	5.2	7-12	.583	4-8	.500	0-0	.000	0	2	2	0.3	5	0	1	2	0	4	18	2.6
2	JEFFRESS, William	10-3	138:03	13.8	9-37	.243	1-17	.059	4-6	.667	13	21	34	3.4	11	0	1	3	2	2	23	2.3
14	ALLEN, Will	15-7	179:50	12.0	11-22	.500	1-7	.143	7-17	.412	18	30	48	3.2	22	0	4	11	0	7	30	2.0
1	ANDERSON, Jermaurhiyun	3-0	49:41	16.6	2-9	.222	0-2	.000	1-3	.333	3	7	10	3.3	3	0	0	0	3	1	5	1.7
23	THOMPSON, Lachlan	3-0	06:14	2.1	1-1	1.000	0-0	.000	0-0	.000	0	1	1	0.3	2	0	0	1	0	0	2	0.7
Team											25	24	49					12				
Total		15	3000		385-872	.442	89-295	.302	170-275	.618	199	413	612	40.8	234	1	191	180	64	106	1029	68.6
Opponents		15	3000		305-824	.370	120-418	.287	169-247	.684	154	342	496	33.1	240	4	171	183	53	98	899	59.9

Team Statistics

	LATECH	OPP
Scoring	1029	899
Points per game	68.6	59.9
Scoring margin	+8.7	-
Field goals-att	385-872	305-824
Field goal pct	.442	.370
3 point fg-att	89-295	120-418
3-point FG pct	.302	.287
3-pt FG made per game	5.9	8.0
Free throws-att	170-275	169-247
Free throw pct	.618	.684
F-Throws made per game	11.3	11.3
Rebounds	612	496
Rebounds per game	40.8	33.1
Rebounding margin	+7.7	-
Assists	191	171
Assists per game	12.7	11.4
Turnovers	180	183
Turnovers per game	12.0	12.2
Turnover margin	+0.2	-
Assist/turnover ratio	1.1	0.9
Steals	106	98
Steals per game	7.1	6.5
Blocks	64	53
Blocks per game	4.3	3.5
Winning streak	0	-
Home win streak	0	-
Attendance	18497	21187
Home games-Avg/Game	9-2055	6-3531
Neutral site-Avg/Game	-	0-0

Team Results

Date	Opponent		Score	Att.
11/04/2025	at Nevada	L	50-77	7144
11/09/2025	Lyon	W	93-35	2046
11/15/2025	Jackson St.	W	68-51	2106
11/19/2025	at Indiana St.	L	51-60	4442
11/26/2025	Indiana St.	W	75-73	2022
11/29/2025	Alcorn	W	83-58	1938
12/03/2025	at Ga. Southern	L	69-77	1921
12/07/2025	Ecclesia	W	89-37	1967
12/13/2025	Louisiana	W	65-44	2320
12/17/2025	at Tulane	L	53-61	1030
12/22/2025	Dallas Christian	W	90-37	1815
12/29/2025	UTEP	W	75-63	1910
01/02/2026	at Middle Tenn.	L	51-88	3127
01/04/2026	at Western Ky.	L	61-66	3523
01/08/2026	Liberty	L	56-72	2373

2025-26 CONFERENCE STATISTICS



2025-26 Louisiana Tech Men's Basketball Combined Team Statistics In Conference games

Page 1/1
as of Jan 09, 2026

Game Records

Record	Overall	Home	Away	Neutral
ALL GAMES	1-3	1-1	0-2	0-0
CONFERENCE	1-3	1-1	0-2	0-0
NON-CONFERENCE	0-0	0-0	0-0	0-0

Score by Periods

Team	1st	2nd	OT	TOT
Louisiana Tech	112	131	0	243
Opponents	138	151	0	289

Team Box Score

No.	Player				Total		3-Point		F-Throw		Rebounds												
		GP-GS	MIN	AVG	FG-FGA	FG%	3FG-3FGA	3FG%	FT-FTA	FT%	OFF	DEF	TOT	AVG	PF	DQ	A	TO	BLK	STL	PTS	AVG	
0	DUDLEY, DJ	4-4	133:33	33.4	19-45	.422	9-18	.500	8-16	.500	5	7	12	3.0	2	0	5	5	1	4	55	13.8	
8	WILLIAMS JR., Scooter	4-0	92:32	23.1	16-43	.372	3-13	.231	6-9	.667	4	8	12	3.0	2	0	7	1	1	4	41	10.3	
3	BATES, AJ	4-4	133:27	33.4	11-39	.282	6-18	.333	9-12	.750	2	10	12	3.0	8	0	20	10	0	4	37	9.3	
5	THOMAS II, Avery	4-4	99:60	25.0	10-28	.357	4-18	.222	3-5	.600	8	18	26	6.5	14	0	4	4	1	2	27	6.8	
11	COOPER, Kaden	4-4	101:31	25.4	7-21	.333	4-10	.400	6-10	.600	8	19	27	6.8	6	0	4	6	0	3	24	6.0	
21	MARTINEZ, Melian	3-0	34:24	11.5	8-9	.889	0-0	.000	1-7	.143	4	2	6	2.0	2	0	1	1	6	0	17	5.7	
7	HERRON, Sir Issac	4-4	52:49	13.2	8-14	.571	1-1	1.000	4-5	.800	3	7	10	2.5	7	0	1	2	1	2	21	5.3	
14	ALLEN, Will	4-0	65:54	16.5	1-3	.333	0-2	.000	7-14	.500	5	9	14	3.5	7	0	2	4	0	3	9	2.3	
4	FENNER, Jaylen	3-0	34:46	11.6	2-8	.250	0-4	.000	1-3	.333	1	3	4	1.3	6	0	1	2	1	1	5	1.7	
6	ROWELL, Keegan	3-0	12:39	4.2	1-2	.500	1-2	.500	0-0	.000	0	0	0	0.0	4	0	0	2	0	0	3	1.0	
10	HOWZE, Kylan	4-0	38:26	9.6	1-7	.143	0-0	.000	2-2	1.000	2	5	7	1.8	4	0	1	2	1	1	4	1.0	
Team											4	6	10										
Total		4	800		84-219	.384	28-86	.326	47-83	.566	46	94	140	35.0	62	0	46	39	12	24	243	60.8	
Opponents		4	800		95-222	.428	51-134	.381	48-65	.738	46	110	156	39.0	63	2	60	39	14	23	289	72.3	

Team Statistics

	LATECH	OPP
Scoring	243	289
Points per game	60.8	72.3
Scoring margin	-11.5	-
Field goals-att	84-219	95-222
Field goal pct	.384	.428
3 point fg-att	28-86	51-134
3-point FG pct	.326	.381
3-pt FG made per game	7.0	12.8
Free throws-att	47-83	48-65
Free throw pct	.566	.738
F-Throws made per game	11.8	12.0
Rebounds	140	156
Rebounds per game	35.0	39.0
Rebounding margin	-4.0	-
Assists	46	60
Assists per game	11.5	15.0
Turnovers	39	39
Turnovers per game	9.8	9.8
Turnover margin	0.0	-
Assist/turnover ratio	1.2	1.5
Steals	24	23
Steals per game	6.0	5.8
Blocks	12	14
Blocks per game	3.0	3.5
Winning streak	0	-
Home win streak	0	-
Attendance	4283	6650
Home games-Avg/Game	2-2142	2-3325
Neutral site-Avg/Game	-	0-0

Team Results

Date	Opponent		Score	Att.
12/29/2025	UTEP	W	75-63	1910
01/02/2026	at Middle Tenn.	L	51-88	3127
01/04/2026	at Western Ky.	L	61-66	3523
01/08/2026	Liberty	L	56-72	2373

TV/RADIO ROSTER



0

DJ DUDLEY

G | 6-3 | 175 | JR
INGLEWOOD, CALIF.



2

WILL JEFFRESS

F | 6-8 | 215 | GR
ERIE, PA.



3

AJ BATES

G | 6-3 | 200 | SO
HOUSTON, TEXAS



4

JAYLEN FENNER

G | 6-6 | 210 | FR
HUMBLE, TEXAS



5

AVERY THOMAS II

F | 6-8 | 210 | SO
JACKSON, MISS.



6

KEEGAN ROWELL

G | 6-3 | 180 | R-SO
LORENA, TEXAS



7

SIR ISSAC HERRON


F | 6-10 | 235 | GR
HOUSTON, TEXAS



8

SCOOTER WILLIAMS

G | 6-4 | 205 | GR
CLARKSVILLE, TENN.



10

KYLAN HOWZE

F | 6-10 | 235 | JR
GULFPORT, MISS.



11

KADEN COOPER

G | 6-6 | 200 | JR
ADA, OKLA.



14

WILL ALLEN


F | 6-7 | 225 | R-SR
NEW ORLEANS, LA.



21

MELIAN MARTINEZA

C | 7-0 | 230 | R-JR
SANTO DOMINGO, DR



23

LACHLAN THOMPSON

G | 6-4 | 175 | R-SO
CHODRANT, LA.



27

A'MEIR WILLIAMS

F | 6-8 | 230 | FR
KENNEDALE, TEXAS