



LOUISIANA TECH

2025 BULLDOG FOOTBALL

3 NATIONAL CHAMPIONSHIPS

14 BOWL APPEARANCES

3 NFL HALL OF FAMERS

DATE/TIME: Tuesday, Oct. 21 | 6:30 p.m. CT
LOCATION: Origin Bank Field at Joe Aillet Stadium (Ruston, La.)
SERIES HISTORY: LA Tech Leads, 6-5
STREAK: W1
LAST MEETING: Nov. 16, 2024 | LA Tech 12, WKU 7
MEDIA: CBS Sports Network
TALENT: Jack Gordon (pxp), Taylor McHargue (analyst)
RADIO: LA Tech Sports Network | LA Tech Athletics app
TALENT: Kyle Schassburger (pxp), Teddy Allen (analyst), Jerry Byrd (sideline)



LOUISIANA TECH BULLDOGS (4-2, 2-1 CUSA)

Head Coach: Sonny Cumbie
Record at LA Tech: 15-28 (4th year)
Career Record: 17-31 (5th year)
Record vs. WKU: 1-1

VS



WESTERN KENTUCKY HILLTOPPERS (5-2, 3-1 CUSA)

Head Coach: Tyson Helton
Record at WKU: 53-34 (7th year)
Career Record: Same
Record vs. LA Tech: 1-1

BY THE NUMBERS

17

Punter John Hoyet Chance leads CUSA with 17 punts downed inside the 20 and with 17 punts of 50 or more yards. His 17 punts downed inside the 20 leads the nation.

6

This will be LA Tech's sixth Tuesday night game since CUSA began weekday play in 2023. The Bulldogs are 1-4 in Tuesday CUSA games, with their lone win coming against UTEP in 2024.

4

Four different true freshmen have seen playing time for the Bulldogs this season. Jalen Mickens, and Luke Watkins have seen time on offense in year one, while Zheric Hill and Jojo Odom have seen time on defense.

3

True freshman linebacker Zheric Hill has recorded five tackles in three consecutive games. After making his debut on special teams against NMSU, Hill tallied five tackles each against Southern Miss, UTEP and Kennesaw.

A LA TECH WIN...

- Would give the Bulldogs five straight wins at home dating back to last season.
- Would put the Bulldogs one win away from bowl eligibility.
- Would give LA Tech a 3-1 record in CUSA.
- Would give the Bulldogs 183 wins all-time at Joe Aillet Stadium.
- Would give the Bulldogs their first midweek win of the season.

BULLDOG STORYLINES AND LEADERS


• Louisiana Tech will look to move to 4-0 at home as the Bulldogs return to Origin Bank Field at Joe Aillet Stadium for the first of two consecutive home Conference USA Weekday matchups, as 5-2 (3-1 CUSA) Western Kentucky comes to town for a Tuesday night contest. The game will be nationally televised on CBS Sports Network.

• This will be the 12th all-time meeting between the Bulldogs and the Hilltoppers and the ninth as CUSA foes. The Bulldogs hold a 6-5 advantage in the series after earning a 12-7 road win last season. LA Tech used four field goals and a career-high 103 rushing yards from Amani Givens, along with 70 yards from Omiri Wiggins, to secure the victory in last year's matchup.

• The Bulldogs moved to 4-2 overall and 2-1 in CUSA after suffering just their second loss of the season, a 35-7 defeat to Kennesaw State on Thursday, Oct. 9. Tech allowed a season-high 35 points to the Owls in the loss. Three different quarterbacks saw action for Tech after starter Blake Baker left the game early in the second quarter. Evan Bullock saw his first significant action of the season, finishing with 112 yards and one interception on 11-of-21 passing.

• Thursday's loss to Kennesaw State marked the first time this season the Bulldogs' de-fense did not record a takeaway, ending their streak of five consecutive games. True freshman linebacker Zheric Hill (five tackles) and redshirt freshman linebacker Alonzo Jackson Jr. (seven tackles) made their first career starts, combining for 12 tackles, 1.5 tackles for loss and 0.5 sacks.

• Tech's defense remains the only team in CUSA allowing fewer than 20 points per game (17.2). The Bulldogs have surrendered just 12 touchdowns, the fewest in the league, ahead of Delaware's 16. LA Tech is allowing 355.2 yards per game, the second fewest in the conference behind UTEP's 350.8.



QB

BLAKE BAKER

50/82 (60.98%) | 649 YARDS | 3 TD



RB

CLAY THEVENIN

61 CARRIES | 261 YARDS | 3 TD



TE

ELI FINLEY

17 RECEPTIONS | 252 YARDS



LB

JACOB FIELDS

39 TACKLES | 2.0 TFL | 3 PBU

2025 SCHEDULE & RESULTS



SOUTHEASTERN
Aug. 30
ESPN+
W, 24-0



at LSU
Sept. 6
SEC Network+
L, 23-7



NEW MEXICO STATE*
Sept. 13
ESPN+
W, 49-14



SOUTHERN MISS
Sept. 20
ESPN+
W, 30-20



at UTEP*
Sept. 27
ESPN+
W, 30-11



at KENNESAW STATE*
Oct. 9
ESPNU
L, 35-7



WKU*
Oct. 21
CBSSN
6:30 p.m.




SAM HOUSTON*
Oct. 31
CBSSN
7:00 p.m.



at DELAWARE*
Nov. 8
ESPN PLATFORMS
2:00 p.m.



at WASHINGTON STATE
Nov. 15
THE CW
9:00 p.m.



LIBERTY*
Nov. 22
ESPN PLATFORMS
2:00 p.m.



at MISSOURI STATE*
Nov. 29
ESPN PLATFORMS
1:00 p.m.

STRATEGIC COMMUNICATIONS



Stephen Featherston (Primary)
 Director / Communications
 Phone: (254) 747-1218
 Email: featherston@latech.edu



Kane McGuire (Secondary)
 Associate A.D. / Communications
 Phone: (318) 548-2161
 Email: kmcguire@latech.edu



Drew Parsley
 Associate Director / Communications
 Phone: (281) 541-7148
 Email: dparsley@latech.edu

MEDIA SCHEDULE

13 MON	14 TUES	15 WED	16 THURS	17 FRI	18 SAT	19 SUN
No Availability	No Availability	No Availability	No Availability	WEEKLY PRESS CONFERENCE 12 PM CT FB Team Room	No Availability	No Availability

QUICK FACTS

UNIVERSITY

Location Ruston, Louisiana
 Founded 1894
 Enrollment 12,039 (as of Fall 2024)
 Nickname Bulldogs
 School Colors Red and Blue
 Conference CUSA
 President Dr. Jim Henderson
 Athletic Director Ryan Ivey
 SWA Mary Kay Hungate
 Faculty Athletic Rep Dr. Donna Thomas
 Athletics Website LATechSports.com

TEAM

2024 Record 5-8
 2024 CUSA Record 4-4 (5th)
 Letterwinners R/L 36/40
 Starters R/L 9/13
 Newcomers 54

HISTORY

All-Time Record 651-508-38
 First Year of Football 1901 (121 seasons)
 Conference Championships 25
 Last Conference Championship 2011 (WAC)
 All-Time Bowl Record 8-5-1
 Last Bowl Appearance 2024
 Independence Bowl (LA Tech 6, Army 27)
 CUSA Record 51-38 (12 seasons)
 CUSA Championship Record 0-2
 Last CUSA Championship Appearance 2016
 Bowling Green, Ky. (LA Tech 44, WKU 58)

RADIO

Network LA Tech Sports Network
 General Manager Brad Pietz
 Office Phone (318) 257-5331
 Play-by-play Kyle Schassburger
 Analyst Teddy Allen
 Sideline Jerry Byrd

TUESDAY MEDIA PRESSERS

Head coach Sonny Cumbie and select student-athletes will meet with the media every Tuesday prior to a game. The press conference begins at Noon CT with Coach Cumbie and selected players. Video and audio of each presser will be uploaded to ConferenceUSA.Box.com.

PRACTICE COVERAGE

Practices this week will be closed to the media. Interviews are available upon request. All interview requests must be directed to the Louisiana Tech Strategic Communications Office at least 24 hours in advance. Please send all requests via email to featherston@latech.edu.

WEEKLY MEDIA AVAILABILITY

Above is a general weekly schedule of media availability for the Louisiana Tech football team. Members of the media are expected to adhere to these policies at all times. All interview requests should be made to Louisiana Tech Director of Strategic Communications Stephen Featherston at least 24 hours in advance. All media availability times are subject to change. Please contact LA Tech Strategic Communications for any additional requests or changes in the schedule. (Note: First-year players are not available to the media unless by special request)

For games in Ruston, all Louisiana Tech post-game press conferences will be held after each game following a 10-minute cooling off period. No interviews will be allowed on the field with players and/or coaches immediately following games. Coach Cumbie and select Louisiana Tech players will be available in the LA Tech Team Room following games.

COACH/PLAYER AVAILABILITY

All members of the Louisiana Tech coaching staff are available during the designated days and times throughout the year. All returning players are available during the designated days and times, but newcomers are not available to the media unless under special request that access is granted.

SOCIAL MEDIA

Louisiana Tech fans can access the most in-depth information regarding all the University's programs through social media opportunities available online.

Twitter X – Members of the Louisiana Tech Strategic Communications department will be tweeting throughout the year with the latest news and in-game score updates. To follow them, simply find them on www.twitter.com.

@LATechFB – Direct reports from football practices and games

@LATechSports – General athletic department information

collegepressbox

CollegePressBox.com is the official media website for Conference USA and Louisiana Tech Football. Access and download weekly game notes, quotes, statistics, media guides, headshots, logos and more for Louisiana Tech, Conference USA and each of its member schools. Login information will be distributed to accredited media or you can apply for a password by sending an email to password@collegepressbox.com.

WE ARE LOUISIANA TECH

We are excited you are covering Louisiana Tech Football this season. In doing so, we ask that you please refer to us by our correct name and abbreviation. Thanks and go Bulldogs!

CORRECT > Louisiana Tech, LA Tech (pronounced Lah), Tech, Bulldogs or 'Dogs
INCORRECT > LT, LTU, La Tech, La. Tech or Dawgs



OFFENSE

QB		HT	WT	CL
5	Blake Baker	6-5	220	R-So.
2	Trey Kukuk	6-1	201	Jr.
7	Evan Bullock	6-5	220	R-So.

RB		HT	WT	CL
22	Omiri Wiggins	5-10	202	Jr.
4	Clay Thevenin	5-10	202	So.
0	Andrew Burnette	6-2	238	R-Sr.

TE		HT	WT	CL
84	Eli Finley	6-6	244	Jr.
87	Brayden Bockler	6-4	237	So.
82	Luke Seib	6-4	220	R-So.

WR-X		HT	WT	CL
1	Devin Gandy	5-11	165	R-Sr.
16	Marques Singleton Jr.	5-8	160	Jr.
83	Luke Watkins	6-4	205	Fr.

WR-H		HT	WT	CL
11	Jalen Mickens	5-9	187	Fr.
3	Dedrick Latulas	5-7	165	R-So.
15	David Pierro	5-11	185	Jr.

WR-Z		HT	WT	CL
18	Marlion Jackson	6-2	215	R-Jr.
80	Dane Benedix	6-0	220	R-So.
6	Tre Averhart	6-4	215	Sr.

LT		HT	WT	CL
72	Hayden Christman	6-6	331	R-So.
67	Brett Canis	6-6	326	R-Sr.

LG		HT	WT	CL
79	Ashanti Cole	6-3	312	R-Jr.
53	Austin Ellis	6-4	305	R-Fr.

C		HT	WT	CL
55	Landon Nelson	6-1	305	R-Jr.
56	Andrew Richard	6-3	304	R-Fr.

RG		HT	WT	CL
58	Jonathan Denis OR	6-3	316	R-Sr.
60	Roy Brackins III	6-3	308	R-So.

RT		HT	WT	CL
73	Kenneth Bannister	6-3	304	R-Sr.
67	Brett Canis	6-6	326	R-Sr.

DEFENSE

DE		HT	WT	CL
90	Jayden Madkins	6-2	275	Jr.
45	Jojo Odom	6-4	265	Fr.
91	Caleb Sims	6-5	276	R-Sr.

DT		HT	WT	CL
96	Zion Nason	6-2	293	R-Sr.
97	Christian Davis	6-3	328	R-So.
95	Trevell Vivians	6-2	311	R-Jr.

DE		HT	WT	CL
94	Emmanuel Oguns	6-5	260	R-Jr.
98	Donovan Rieman	6-4	265	R-Jr.

LB		HT	WT	CL
22	Jadon Mayfield	5-11	225	R-Fr.
35	Cole Watson	6-0	220	R-Fr.

LB		HT	WT	CL
9	Mehki Mason	6-0	230	R-Jr.
23	Alonzo Jackson Jr.	6-1	227	R-Fr.

LB		HT	WT	CL
42	Sifa Leota	6-3	235	R-Sr.
21	Zheric Hill	6-0	230	Fr.

CB		HT	WT	CL
7	Jhamal Sheby Jr.	6-3	200	R-Jr.
3	Kam Carter	6-1	175	Jr.

S		HT	WT	CL
8	Jacob Fields	5-11	188	So.
20	Kenyatta McNeese	5-11	200	R-So.

S		HT	WT	CL
1	Michael Richard	5-11	185	Jr.
2	Josh Cobbs	6-2	210	R-Sr.
14	Jordan Mcrae	5-11	180	So.

S		HT	WT	CL
6	Jakari Foster	6-0	211	R-Sr.
0	Sam Fongang	6-2	195	Jr.

CB		HT	WT	CL
11	Cedric Woods	5-11	185	Gr.
17	Amari Butler	5-10	186	Jr.

SPECIAL TEAMS

K		HT	WT	CL
43	Drew Henderson	5-8	184	R-Fr.
48	John Hoyet Chance	6-1	205	R-Fr.

KO		HT	WT	CL
48	John Hoyet Chance	6-1	205	R-Fr.

P		HT	WT	CL
48	John Hoyet Chance	6-1	205	R-Fr.

LS		HT	WT	CL
41	Ean Burch	6-0	215	R-Sr.
59	Jake Riggs	5-11	188	R-Fr.

PR		HT	WT	CL
3	Dedrick Latulas	5-7	165	R-So.

KR		HT	WT	CL
1	Devin Gandy	5-11	165	R-Sr.
22	Omiri Wiggins	5-10	202	Jr.
4	Clay Thevenin	5-10	202	So.

H		HT	WT	CL
48	John Hoyet Chance	6-3	205	R-Fr.

PLAYER	LA TECH GP/GS	OVERALL GP/GS*
Cedric Woods	51/49	51/49
Eli Finley	30/19	30/19
Jacob Fields	30/16	30/16
Brett Canis	29/3	29/3
Michael Richard	28/18	27/17
Zion Nason	28/10	28/10
Kenneth Bannister	28/7	28/7
Landon Nelson	26/15	26/15
Joshua Cobbs	26/0	26/0
Marlion Jackson	25/6	25/6
Jhamal Shelby Jr.	25/6	25/6
Hayden Christman	21/17	21/17
Dedrick Latulas	20/3	20/3
Omiri Wiggins	19/12	19/12
Sifa Leota	19/9	36/10
Jakari Foster	19/6	19/6
Christian Davis	19/1	19/1
Roy Brackins III	19/5	19/5
Mekhi Mason	18/8	27/8
Colton Deckard	18/0	18/0
Kolbe Fields	16/16	31/16
Judd Rouyea	14/2	14/2
Evan Bullock	15/10	15/10
Amani Givens	15/0	15/0
Ean Burch	14/0	14/0
Jay Wilkerson	12/5	13/5
Cam Hill	11/0	11/0
Jadon Mayfield	11/1	11/1
Cole Watson	10/0	10/0
Ashanti Cole	10/6	10/6
Alonzo Jackson Jr.	9/1	9/1
Blake Baker	7/4	7/4
Drew Henderson	7/0	7/0
John Hoyet Chance	7/0	7/0
Jacob Bradford	7/0	7/0
Marques Singleton Jr.	6/6	6/6
Emmanuel Oguns	6/6	6/6
Devin Gandy	6/5	6/5
Jayden Madkins	6/4	6/4
Amari Butler	6/2	6/2
Dane Benedix	6/1	6/1
Kam Franklin	6/0	12/0
Brayden Bockler	6/0	6/0
Caleb Sims	6/0	6/0
JayT Jackson	6/0	12/0
Donovan Rieman	6/0	11/0
Andrew Burnette	6/0	6/0
Kameron Carter	6/0	6/0
Clay Thevenin	6/1	6/1
Jalen Mickens	6/0	6/0
David Pierro	6/0	6/0
Kenyatta McNeese	6/0	6/0
Jonathan Denis	4/3	10/5
Trevell Vivians	5/0	5/0
Sam Fongang	5/0	5/0
Jojo Odom	5/0	5/0
Austin Ellis	5/0	5/0
Trey Kukuk	4/2	4/2
Troy Smith III	4/1	4/1
Luke Seib	4/0	9/0
Zheric Hill	4/1	4/1
Tre Averhart	4/0	4/0
Luke Watkins	3/0	3/0
Jaitlin Hampton	1/0	9/0
Mason Welch	1/0	1/0
Lexington Matthews	1/0	1/0
Andrew Richard	1/0	1/0
Brayden Curry	1/0	1/0
Deven Muniz	1/0	1/0
Jordan Mcrae	1/0	1/0

*total starts | LA Tech + previous FBS institution



NUMERICAL ROSTER

No.	Name	Pos.	Ht.	Wt.	Class	Hometown/Previous School
0	Andrew Burnette	RB	6-2	238	R-Sr.	Jensen Beach, Fla. / Keiser University
0	Sam Fongang	DB	6-2	195	Jr.	Mansfield, Texas / Tyler JC
1	Devin Gandy	WR	5-11	165	R-Sr.	Victorville, Calif. / Sacramento State
1	Michael Richard	DB	5-11	185	Jr.	New Orleans, La. / Edna Karr HS
2	Joshua Cobbs	DB	6-2	210	R-Sr.	West Monroe, La. / West Monroe HS
2	Trey Kukuk	QB	6-1	201	Jr.	Mission Viejo, Calif. / Saddleback College
3	Kameron Carter	DB	6-1	175	Jr.	Natchez, Miss. / Southwest Mississippi CC
3	Dedrick Latulas	WR	5-7	165	R-So.	New Iberia, La. / Westgate HS
4	Kam Franklin	DB	6-2	211	R-So.	Oak Grove, La. / Oklahoma State
4	Clay Thevenin	RB	5-10	202	So.	Fort Lauderdale, Fla. / Navarro College
5	Blake Baker	QB	6-5	220	R-So.	Cypress, Texas / Cypress Ranch HS
6	Tre Averhart	WR	6-4	215	Sr.	West Palm Beach, Fla. / Keiser University
6	Jakari Foster	DB	6-0	211	R-Sr.	Piedmont, Ala. / Hutchinson CC
7	Evan Bullock	QB	6-5	220	R-So.	Anna, Texas / Anna HS
7	Jhamal Shelby Jr.	DB	6-3	200	R-Jr.	New Orleans, La. / St. Augustine HS
8	Jacob Fields	DB/WR	5-11	180	Jr.	Melissa, Texas / Melissa HS
8	Jay Simon	WR	5-10	185	R-Fr.	Shreveport, La. / Calvary Baptist
9	Mekhi Mason	LB	6-2	230	R-Jr.	Pembroke Pines, Fla. / Syracuse
10	Jackson Bradley	QB	6-3	220	Fr.	Oak Grove, La. / Oak Grove HS
10	Kolbe Fields	LB	6-0	225	R-Sr.	New Orleans, La. / LSU
11	Jalen Mickens	WR	5-9	187	Fr.	Willis, Texas / Willis HS
11	Cedric Woods	DB	5-11	185	R-Sr.	Monroe, La. / Carroll HS
13	Cam Hill	DB	6-2	201	R-So.	Farmerville, La. / Union Parish HS
14	Teddy Booras	QB	6-3	209	Jr.	San Ramon, Calif. / Diablo Valley College
14	Jordan McRae	DB	5-11	180	So.	McRae, Ga. / Georgia Military College
15	JayT Jackson	DB	6-1	175	R-Jr.	Columbus, Ga. / Garden City CC
15	David Pierro	WR	5-11	185	Jr.	Fresno, Calif. / Diablo Valley College
16	Marques Singleton Jr.	WR	5-8	160	Jr.	Alameda, Calif. / Los Medanos College
17	Amari Butler	DB	5-10	186	Jr.	Petal, Miss. / Pearl River CC
18	Jaitlin Hampton	DB	5-11	170	Jr.	Lancaster, Texas / Coastal Carolina
18	Marlion Jackson	WR	6-2	215	R-Jr.	Flowery Branch, Ga. / Cherokee Bluff HS
19	Jordan Pierro	DB	5-10	175	R-Fr.	Fresno, Calif. / Fresno State
19	Mason Welch	QB	6-5	227	R-So.	Shreveport, La. / Kilgore CC
20	Kenyatta McNeese	DB	5-11	200	R-So.	Olympia, Wash. / Olympia HS
21	Zheric Hill	LB	6-0	230	Fr.	Grambling, La. / Ruston HS
22	Jadon Mayfield	LB	5-11	225	R-Fr.	Ruston, La. / Ruston HS
22	Omiri Wiggins	RB	5-10	206	Jr.	Lafayette, La. / Coffeyville CC
23	Alonzo Jackson Jr.	LB	6-1	227	R-Fr.	Haynesville, La. / Haynesville HS
24	Javari Lockhart	DB	6-1	170	Fr.	Monroe, La. / Neville HS
25	Colton Deckard	LB	6-2	220	R-So.	Muenster, Texas / Muenster HS
25	Amani Givens	RB	5-7	199	Sr.	Baton Rouge, La. / El Camino CC
26	Dylone Brooks	RB	5-10	205	Fr.	Ruston, La. / Ruston HS
27	Tobias Gary	DB	6-0	180	Fr.	Dallas, Texas / South Oak Cliff HS
27	Kolby Thomas	WR	5-9	165	Fr.	Shreveport, La. / Calvary Baptist Academy
29	Lexington Matthews	P	6-3	196	R-So.	Atlanta, Ga. / Savannah State
30	Sentel Simpson	DB	6-4	183	Fr.	Little Elm, Texas / Frisco Panther Creek
31	Brayden Curry	WR	5-7	161	R-So.	Shreveport, La. / Evangel Christian Academy
33	Jaylon Parnell	LB	5-11	224	Fr.	Pascagoula, Miss. / Pascagoula HS
35	Cole Watson	LB	6-0	220	R-Fr.	Marshall, Texas / Tatum HS
36	Zander Hayes	LB	5-10	194	Fr.	Ruston, La. / Ruston HS
36	Riley Small	RB	5-10	190	R-Fr.	Gonzales, La. / University Lab
37	Zachary Jackson	QB	5-10	170	R-Fr.	Monroe, La. / Neville HS
38	Kaegan Kent	K	5-8	160	Fr.	Shreveport, La. / Evangel Christian Academy
39	Jacoryian Crowe	DB	5-10	175	R-Fr.	Ruston, La. / Ruston HS
40	Kaleb Andrus	LB	6-1	190	Fr.	Alexandria, La. / Acadiana HS
41	Ean Burch	LS	6-0	215	R-Sr.	Shreveport, La. / Loyola College Prep
42	Sifa Leota	LB	6-3	235	R-Sr.	Euless, Texas / North Texas
43	Drew Henderson	K	5-8	180	R-So.	Granbury, Texas / Granbury HS
44	Kaleb Coleman	DL	6-4	255	R-Fr.	Trophy Club, Texas / East Texas A&M
45	Jojo Odom	DL	6-4	265	Fr.	Parrish, Ala. / Jasper HS
46	Deven Muniz	TE	6-3	223	Jr.	West Covina, Calif. / Pasadena City College
46	Daylin Page	DL	6-4	236	Fr.	Hattiesburg, Miss. / North Forrest HS
47	Jay Wilkerson	WR	6-1	175	R-Jr.	Midlothian, Texas / Navarro College
48	John Hoyet Chance	P	6-1	205	R-Fr.	Shreveport, La. / Captain Shreve HS
49	James Predtechenkis	LB	6-1	200	R-Fr.	Richardson, Texas / Covenant Christian HS
50	Tazio Rosso	OL	6-1	271	Fr.	St. Marys, Ga. / Camden County HS
51	Amery Edwards	DL	6-2	285	So.	Alexandria, La. / Co-Lin CC

No.	Name	Pos.	Ht.	Wt.	Class	Hometown/Previous School
52	Troy Smith III	OL	6-3	301	R-So.	New Orleans, La. / St. Augustine HS
53	Austin Ellis	OL	6-4	305	R-Fr.	Whitehouse, Texas / Bullard HS
54	Toby Mealer	OL	6-5	325	Fr.	American Fork, Utah / Lone Peak HS
55	Landon Nelson	OL	6-1	292	R-Sr.	Underwood, Iowa / Iowa Western CC
56	Andrew Richard	OL	6-3	304	R-Fr.	Central, La. / Central HS
57	Jadon Smith	OL	6-2	298	R-So.	Jennings, La. / Jennings HS
58	Jonathan Denis	OL	6-3	316	R-Sr.	Homestead, Fla. / Central Missouri / Miami
59	Jake Riggs	LS	5-11	188	R-Fr.	Dallas, Texas / Prestonwood Christian
60	Roy Brackins III	OL	6-3	308	R-So.	Baton Rouge, La. / Woodlawn HS
61	Ervin Smith	OL	6-1	292	Fr.	Baton Rouge, La. / Catholic HS
64	Jake Acklin	OL	6-5	297	R-Fr.	Haynesville, La. / Haynesville HS
66	Will Hutchens	OL	6-3	305	R-So.	Lindale, Texas / Sam Houston
67	Brett Canis	OL	6-6	326	R-Sr.	Midland, Texas / Texas Tech
72	Hayden Christman	OL	6-6	331	R-So.	Tioga, La. / Tioga HS
73	Kenneth Bannister	OL	6-3	304	R-Sr.	New Orleans, La. / Edna Karr HS
76	Cyler Corn	OL	6-4	314	R-Fr.	Groesbeck, Texas / Groesbeck HS
78	Bryson Weathers	OL	6-6	293	Fr.	Ward, Ark. / Cabot HS
79	Ashanti Cole	OL	6-3	312	Sr.	Coushatta, La. / Grambling State
80	Dane Benedix	WR	6-0	195	Jr.	Mission Viejo, Calif. / Saddleback CC
82	Luke Seib	TE	6-4	220	R-So.	Blue Springs, Mo. / UTEP
83	Luke Watkins	WR	6-4	205	Fr.	Prosper, Texas / Walnut Grove HS
84	Eli Finley	TE	6-6	246	Jr.	Heath, Texas / Rockwall Heath HS
85	Adem Madise	WR	6-2	200	R-So.	Dallas, Texas / South Oak Cliff HS
86	Daejawn Smith	WR	5-9	175	Fr.	New Orleans, La. / Edna Karr HS
87	Brayden Bockler	TE	6-4	237	So.	San Juan Capistrano, Calif. / Saddleback CC
88	Johnnie Thiel IV	WR	5-11	175	Fr.	Destrehan, La. / Destrehan HS
89	Chase Grosfeld	WR	6-2	200	Jr.	Cypress, Calif. / Cerritos College
90	Jayden Madkins	DL	6-2	275	Jr.	Houston, Texas / Tyler JC
91	Caleb Sims	DL	6-5	276	R-Sr.	Mansfield, Texas / East Texas A&M
92	Lane Condry	DL	6-4	270	So.	Broken Arrow, Okla. / NE Oklahoma A&M
93	Jacob Bradford	DL	6-1	290	R-Fr.	Pass Christian, Miss. / St. Stanislaus HS
94	Emmanuel Oguns	DL	6-5	260	R-Jr.	Alief, Texas / Tyler JC
95	Trevell Vivians	DL	6-2	311	R-Jr.	Philadelphia, Miss. / Hinds CC
96	Zion Nason	DL	6-2	293	R-Sr.	Canton, Miss. / Mississippi Gulf Coast CC
97	Christian Davis	DL	6-3	328	R-So.	Ruston, La. / Northwestern State
98	Donovan Rieman	DL	6-4	265	R-Jr.	Enid, Okla. / Kansas State
99	Judd Rouyea	DL	6-2	267	R-So.	Baton Rouge, La. / Catholic HS

COACHING STAFF

Name	Title	Experience (LA Tech)
Sonny Cumbie	Head Coach	4th Year
Carlton Buckels	Defensive Pass Game Coordinator/Cornerbacks	1st Year
Sam Carter	Safeties	4th Year
Josh Creech	Linebackers	1st Year
Tony Franklin	Offensive Coordinator/Quarterbacks	1st Year
Isaiah Graham	Wide Receivers	
Lorenzo Joe	Wide Receivers	2nd Year
Luke Olson	Defensive Coordinator	1st Year
Paul Randolph	Defensive Line	1st Year
Dan Sharp	Associate Head Coach/Tight Ends/Special Teams	4th Year
Nathan Young	Offensive Line	4th Year
Teddy Veal	Running Backs	6th Year
Courtney Arnick	Assistant Linebackers	
Colby Brown Sr.	Assistant Defensive Backs	
Donajz Dunn	Defensive Analyst	
Jay Gafford	Offensive Analyst/Special Teams	
Carter Foster	Assistant Defensive Line	
Vincent Johnson	Assistant Offensive Line	

ALPHABETICAL ROSTER

No.	Name	Pos.	Ht.	Wt.	Class	Hometown/Previous School
64	Jake Acklin	OL	6-5	297	R-Fr.	Haynesville, La. / Haynesville HS
40	Kaleb Andrus	LB	6-1	190	Fr.	Alexandria, La. / Acadiana HS
6	Tre Averhart	WR	6-4	215	Sr.	West Palm Beach, Fla. / Keiser University
5	Blake Baker	QB	6-5	220	R-So.	Cypress, Texas / Cypress Ranch HS
73	Kenneth Bannister	OL	6-3	304	R-Sr.	New Orleans, La. / Edna Karr HS
80	Dane Benedix	WR	6-0	195	Jr.	Mission Viejo, Calif. / Saddleback CC
87	Brayden Bockler	TE	6-4	237	So.	San Juan Capistrano, Calif. / Saddleback CC
14	Teddy Booras	QB	6-3	209	Jr.	San Ramon, Calif. / Diablo Valley College
60	Roy Brackins III	OL	6-3	308	R-So.	Baton Rouge, La. / Woodlawn HS
93	Jacob Bradford	DL	6-1	290	R-Fr.	Pass Christian, Miss. / St. Stanislaus HS
10	Jackson Bradley	QB	6-3	220	Fr.	Oak Grove, La. / Oak Grove HS
26	Dylone Brooks	RB	5-10	200	Fr.	Ruston, La. / Ruston HS
7	Evan Bullock	QB	6-5	220	R-So.	Anna, Texas / Anna HS
41	Ean Burch	LS	6-0	215	R-Sr.	Shreveport, La. / Loyola College Prep
0	Andrew Burnette	RB	6-2	238	R-Sr.	Jensen Beach, Fla. / Keiser University
17	Amari Butler	DB	5-10	186	Jr.	Petal, Miss. / Pearl River CC
67	Brett Canis	OL	6-6	326	R-Sr.	Midland, Texas / Texas Tech
3	Kameron Carter	DB	6-1	175	Jr.	Natchez, Miss. / Southwest Mississippi CC
48	John Hoyet Chance	P	6-1	205	R-Fr.	Shreveport, La. / Captain Shreve HS
72	Hayden Christman	OL	6-6	331	R-So.	Tioga, La. / Tioga HS
2	Joshua Cobbs	DB	6-2	210	R-Sr.	West Monroe, La. / West Monroe HS
79	Ashanti Cole	OL	6-3	312	Sr.	Coushatta, La. / Grambling State
44	Kaleb Coleman	DL	6-4	255	R-Fr.	Trophy Club, Texas / East Texas A&M
92	Lane Condry	DL	6-4	270	So.	Broken Arrow, Okla. / NE Oklahoma A&M
76	Cyler Corn	OL	6-4	314	R-Fr.	Groesbeck, Texas / Groesbeck HS
39	Jacoryian Crowe	DB	5-10	175	R-Fr.	Ruston, La. / Ruston HS
31	Brayden Curry	WR	5-7	161	R-So.	Shreveport, La. / Evangel Christian Academy
97	Christian Davis	DL	6-3	328	R-So.	Ruston, La. / Northwestern State
25	Colton Deckard	LB	6-2	220	R-So.	Muenster, Texas / Muenster HS
58	Jonathan Denis	OL	6-3	316	R-Sr.	Homestead, Fla. / Central Missouri / Miami
51	Amery Edwards	DL	6-2	285	So.	Alexandria, La. / Co-Lin CC
53	Austin Ellis	OL	6-4	305	R-Fr.	Whitehouse, Texas / Bullard HS
8	Jacob Fields	DB/WR	5-11	180	Jr.	Melissa, Texas / Melissa HS
10	Kolbe Fields	LB	6-0	225	R-Sr.	New Orleans, La. / LSU
84	Eli Finley	TE	6-6	246	Jr.	Heath, Texas / Rockwall Heath HS
0	Sam Fongang	DB	6-2	195	Jr.	Mansfield, Texas / Tyler JC
6	Jakari Foster	DB	6-0	211	R-Sr.	Piedmont, Ala. / Hutchinson CC
4	Kam Franklin	DB	6-2	211	R-So.	Oak Grove, La. / Oklahoma State
1	Devin Gandy	WR	5-11	165	R-Sr.	Victorville, Calif. / Sacramento State
27	Tobias Gary	DB	6-0	180	Fr.	Dallas, Texas / South Oak Cliff HS
25	Amani Givens	RB	5-7	199	Sr.	Baton Rouge, La. / El Camino CC
89	Chase Grosfeld	WR	6-2	200	Jr.	Cypress, Calif. / Cerritos College
18	Jaitlin Hampton	DB	5-11	170	Jr.	Lancaster, Texas / Coastal Carolina
36	Zander Hayes	LB	5-10	194	Fr.	Ruston, La. / Ruston HS
43	Drew Henderson	K	5-8	180	R-So.	Granbury, Texas / Granbury HS
13	Cam Hill	DB	6-2	201	R-So.	Farmerville, La. / Union Parish HS
21	Zheric Hill	LB	6-0	230	Fr.	Grambling, La. / Ruston HS
66	Will Hutchens	OL	6-3	305	R-So.	Lindale, Texas / Sam Houston
15	JayT Jackson	DB	6-1	175	R-Jr.	Columbus, Ga. / Garden City CC
18	Marlion Jackson	WR	6-2	215	R-Jr.	Flowery Branch, Ga. / Cherokee Bluff HS
37	Zachary Jackson	QB	5-10	170	R-Fr.	Monroe, La. / Neville HS
23	Alonzo Jackson Jr.	LB	6-1	227	R-Fr.	Haynesville, La. / Haynesville HS
38	Kaegan Kent	K	5-8	160	Fr.	Shreveport, La. / Evangel Christian Academy
2	Trey Kukuk	QB	6-1	201	Jr.	Mission Viejo, Calif. / Saddleback College
3	Dedrick Latulas	WR	5-7	165	R-So.	New Iberia, La. / Westgate HS
42	Sifa Leota	LB	6-3	235	R-Sr.	Eules, Texas / North Texas
24	Javari Lockhart	DB	6-1	170	Fr.	Monroe, La. / Neville HS
85	Adem Madise	WR	6-2	200	R-So.	Dallas, Texas / South Oak Cliff HS
90	Jayden Madkins	DL	6-2	275	Jr.	Houston, Texas / Tyler JC
9	Mekhi Mason	LB	6-2	230	R-Jr.	Pembroke Pines, Fla. / Syracuse
29	Lexington Matthews	P	6-3	196	R-So.	Atlanta, Ga. / Savannah State
22	Jadon Mayfield	LB	5-11	225	R-Fr.	Ruston, La. / Ruston HS
20	Kenyatta McNeese	DB	5-11	200	R-So.	Olympia, Wash. / Olympia HS
14	Jordan McRae	DB	5-11	180	So.	McRae, Ga. / Georgia Military College
54	Toby Mealer	OL	6-5	325	Fr.	American Fork, Utah / Lone Peak HS
11	Jalen Mickens	WR	5-9	187	Fr.	Willis, Texas / Willis HS
54	Deven Muniz	TE	6-3	223	Jr.	West Covina, Calif. / Pasadena City College
96	Zion Nason	DL	6-2	293	R-Sr.	Canton, Miss. / Mississippi Gulf Coast CC

No.	Name	Pos.	Ht.	Wt.	Class	Hometown/Previous School
55	Landon Nelson	OL	6-1	292	R-Sr.	Underwood, Iowa / Iowa Western CC
45	Jojo Odum	DL	6-4	265	Fr.	Parrish, Ala. / Jasper HS
94	Emmanuel Oguns	DL	6-5	260	R-Jr.	Alief, Texas / Tyler JC
46	Daylin Page	DL	6-4	236	Fr.	Hattiesburg, Miss. / North Forrest HS
33	Jaylon Parnell	LB	5-11	224	Fr.	Pascagoula, Miss. / Pascagoula HS
15	David Pierro	WR	5-11	185	Jr.	Fresno, Calif. / Diablo Valley College
19	Jordan Pierro	DB	5-10	175	R-Fr.	Fresno, Calif. / Fresno State
49	James Predtechenkis	LB	6-1	200	R-Fr.	Richardson, Texas / Covenant Christian HS
56	Andrew Richard	OL	6-3	304	R-Fr.	New Orleans, La. / Central HS
1	Michael Richard	DB	5-11	185	Jr.	New Orleans, La. / Edna Karr HS
98	Donovan Rieman	DL	6-4	265	R-Jr.	Enid, Okla. / Kansas State
59	Jake Riggs	LS	5-11	188	R-Fr.	Dallas, Texas / Prestonwood Christian
50	Tazio Rosso	OL	6-1	271	Fr.	St. Marys, Ga. / Camden County HS
99	Judd Rouyea	DL	6-2	267	R-So.	Baton Rouge, La. / Catholic HS
82	Luke Seib	TE	6-4	220	R-So.	Blue Springs, Mo. / UTEP
7	Jhamal Shelby Jr.	DB	6-3	200	R-Jr.	New Orleans, La. / St. Augustine HS
8	Jay Simon	WR	5-10	185	R-Fr.	Shreveport, La. / Calvary Baptist
30	Sentel Simpson	DB	6-4	183	Fr.	Little Elm, Texas / Frisco Panther Creek
91	Caleb Sims	DL	6-5	276	R-Sr.	Mansfield, Texas / East Texas A&M
16	Marques Singleton Jr.	WR	5-8	160	Jr.	Alameda, Calif. / Los Medanos College
36	Riley Small	RB	5-10	190	R-Fr.	Gonzales, La. / University Lab
86	Daejawn Smith	WR	5-9	175	Fr.	New Orleans, La. / Edna Karr HS
61	Ervin Smith	OL	6-1	292	Fr.	Baton Rouge, La. / Catholic HS
57	Jadon Smith	OL	6-2	298	R-So.	Jennings, La. / Jennings HS
52	Troy Smith III	OL	6-3	301	R-So.	New Orleans, La. / St. Augustine HS
4	Clay Thevenin	RB	5-10	202	So.	Fort Lauderdale, Fla. / Navarro College
88	Johnnie Thiel IV	WR	5-11	175	Fr.	Destrehan, La. / Destrehan HS
27	Kolby Thomas	WR	5-9	165	Fr.	Shreveport, La. / Calvary Baptist Academy
95	Trevell Vivians	DL	6-2	311	R-Jr.	Philadelphia, Miss. / Hinds CC
83	Luke Watkins	WR	6-4	205	Fr.	Prosper, Texas / Walnut Grove HS
35	Cole Watson	LB	6-0	220	R-Fr.	Marshall, Texas / Tatum HS
78	Bryson Weathers	OL	6-6	293	Fr.	Ward, Ark. / Cabot HS
19	Mason Welch	QB	6-5	227	R-So.	Shreveport, La. / Kilgore CC
22	Omri Wiggins	RB	5-10	206	Jr.	Lafayette, La. / Coffeyville CC
47	Jay Wilkerson	WR	6-1	175	R-Jr.	Midlothian, Texas / Navarro College
11	Cedric Woods	DB	5-11	185	R-Sr.	Monroe, La. / Carroll HS

SUPPORT STAFF

Name	Title
Gerald Jordan	Sport Administrator
Dave Scholz	Director of Football Sports Performance
Carson Davis	Football Sports Performance Assistant
Stephen Featherston	Director of Strategic Communications
Jacob Martinez	Director of Football Operations
Brian Mayer	Chief of Staff
Jenna Latour	Director of On-Campus Recruiting
Justin Apodaca	Scouting Specialist
Sam Hackney	Operations Specialist
Leigha Presley	Video Coordinator
Evan Dauterive	Head Athletic Trainer
Ava Korinke	Athletic Trainer
Aimee Travis	Athletic Trainer
Candace Schroeffel	Athletic Trainer
Brandon Dubuy	Equipment Manager



BY LOCATION

ALABAMA (2)

Jakari Foster
Jojo Odom

ARKANSAS (1)

Jakari Foster

CALIFORNIA (10)

Dane Benedix
Brayden Bockler
Teddy Booras
Devin Gandy
Chase Grosfeld
Trey Kukuk
Deven Muniz
David Pierro
Jordan Pierro
Marques Singleton Jr.

FLORIDA (5)

Tre Averhart
Andrew Burnette
Jonathan Denis
Mekhi Mason
Clay Thevenin

GEORGIA (5)

JayT Jackson
Marlion Jackson
Lexington Matthews
Jordan McRae
Tazio Rosso

IOWA (1)

Landon Nelson

LOUISIANA (44)

Jake Acklin
Kaleb Andrus
Kenneth Bannister
Roy Brackins III
Jackson Bradley
Dylone Brooks
Ean Burch
John Hoyet Chance
Hayden Christman
Joshua Cobbs
Ashanti Cole
Jacoryian Crowe
Brayden Curry
Christian Davis
Amery Edwards
Kolbe Fields
Kam Franklin
Will Fendley
Amani Givens
Zander Hayes
Cam Hill
Zheric Hill
Alonzo Jackson Jr.
Zachary Jackson
Kaegan Kent
Dedrick Latulas
Javari Lockhart
Jadon Mayfield
Andrew Richard
Michael Richard
Fred Robertson
Judd Rouyea
Jay Simon
Riley Small

Jhamal Shelby Jr.
Daejawn Smith
Ervin Smith
Jadon Smith
Troy Smith III
Johnnie Thiel IV
Kolby Thomas
Mason Welch
Omiri Wiggins
Cedric Woods

MISSISSIPPI (7)

Jacob Bradford
Amari Butler
Kam Carter
Zion Nason
Daylin Page
Jaylon Parnell
Trevell Vivians

MISSOURI (1)

Luke Seib

OKLAHOMA (2)

Lane Condry
Donovan Rieman

TEXAS (27)

Blake Baker
Evan Bullock
Brett Canis
Kaleb Coleman
Cyler Corn
Colton Deckard
Austin Ellis
Jacob Fields

Eli Finley
Sam Fongang
Tobias Gary
Jaitlin Hampton
Drew Henderson
Will Hutchens
Benji Johnson
Sifa Leota
Jayden Madkins
Adem Madise
Jalen Mickens
Emmanuel Oguns
James Predtechenkis
Jake Riggs
Sentel Simpson
Caleb Sims
Luke Watkins
Cole Watson
Jay Wilkerson

UTAH (1)

Toby Mealer

WASHINGTON (1)

Kenyatta McNeese

BREAKDOWN

ROSTER BREAKDOWN (107)

Seniors/Graduates	16
Juniors	26
Sophomores	27
Freshmen	38

RETURNERS (53)

Starters (min. 4 starts)	9
Offense	5
Evan Bullock, QB	
Omiri Wiggins, RB	
Eli Finley, TE	
Hayden Christman, OL	
Landon Nelson, OL	
Defense	4
Cedric Woods, DB	
Michael Richard, DB	
Jacob Fields, DB	
Kolbe Fields, LB	

NEWCOMERS (54)

Offense	26
Defense	25
Specialists	3

BY PRONUNCIATION

Dylone Brooks	Die-lawn
Andrew Burnette	Burr-net
Cyler Corn	Kyler
John Hoyet Chance	Hoyt
Jacoryian Crowe	Juh-core-EE-in
Marlion Jackson	Marlin (like the fish)
Kaegan Kent	Kay-gen
Trey Kukuk	Q-cuck
Dedrick Latulas	Deh-drick Luh-too-lis
Sifa Leota	SEE-fuh LEE-oh-tuh
Adem Madise	Muh-deese
Mekhi Mason	Muh-KY
Zion Nason	Zy-on
Donovan Rieman	RYE-men
Andrew Richard	REE-shard
Michael Richard	REE-shard
Judd Rouyea	ROO-yay
Marques Singleton Jr.	Mar-keese
Luke Seib	Sye-buh
Clay Thevenin	Tev-in-in
Omiri Wiggins	Oh-my-ree

STAFF CHART



Tony Franklin
OC



Nathan Young
OL



Teddy Veal
RB



Lorenzo Joe
WR



Dan Sharp
AHC/TE/ST




Luke Olson
DC



Carlton Buckels
Def Pass GM
Coord./CB



Sam Carter
S



Josh Creech
LB



Paul Randolph
DL



SONNY CUMBIE

HEAD COACH | 4TH SEASON

Sonny Cumbie was welcomed to Ruston as the 34th head football coach in Bulldog history on December 1, 2021.

In his third season at the helm in 2024, Cumbie led LA Tech to its first bowl appearance since 2020, facing nationally ranked Army in the Radiance Technologies Independence Bowl. The Bulldogs ultimately finished fifth in CUSA with a 5-8 overall record with a 4-4 mark in the league.

Cumbie served as the primary play caller for the first four games before handing the reins to co-offensive coordinator/offensive line coach Nathan Young. The Bulldogs averaged 333.5 yards per game, which ranked fourth in CUSA in passing offense, highlighted by a 329-yard, six-touchdown performance against Middle Tennessee. LA Tech averaged 110.0 rushing yards on the ground, registering six 100-yard rushing outings and two games with 200+ yards.

LA Tech's defense was one of the best in the nation during the 2024 regular season, finishing 11th in the nation in total defense (301.9 yds per game), which was first in the CUSA, 23rd in pass defense (181.8 yds per game), and 30th in run defense (120.1), which was also a league best. The Bulldogs allowed 20.5 points per game which was tied for the 25th best mark in the nation and second in CUSA.

Tech had nine All-CUSA players in 2024, highlighted by a pair of first-team selections, David Blay (defensive line) and Tru Edwards (wide receiver). Quarterback Evan Bullock was named to the All-CUSA Freshman Team after starting the final 10 games of the season. In addition to earning First-Team All-CUSA honors, Blay was named to the Phil Steele All-American Honorable Mention Team after recording 46 stops, 10.5 tackles for loss and 6.5 sacks. Blay became the third player during Cumbie's tenure to earn All-American honors, joining running back Marquis Crosby (2022) and defensive back Michael Richard (2023).

In 2023, Cumbie served as the primary play caller for the Bulldogs' offense that ranked fifth in the CUSA with 384.7 yards of total offense per game while ranking third in first downs gained with 243. The Bulldog offense was among the conference leaders in passing plays over 10 yards (2nd, 123), 20 yards (2nd, 46) and 30 yards (3rd, 22).

Under Cumbie's tutelage, LA Tech had 10 All-CUSA players in 2023, highlighted by first-team selections, Smoke Harris (wide receiver/punt returner), Blake Ochsendorf (punter), and Willie Roberts (defensive back). Freshman defensive back Michael Richard was named CUSA Freshman of the Year and garnered First-Team Freshman All-America honors from The Athletic.

Cumbie garnered his first win as head coach at Louisiana Tech with a dominant 52-17 triumph over Stephen F. Austin on Sept. 10, 2022 at Joe Aillet Stadium. A win in which LA Tech accumulated a season high in total offense (516 yards) and rushing (300 yards). The Bulldogs claimed two wins in Conference USA play with a 41-31 win over UTEP in the CUSA opener (Oct. 8) and a 40-24 shellacking of Middle Tennessee (Nov. 5).

LA Tech garnered a total of 15 all-conference selections in 2022. Wide receiver Tre Harris, defensive lineman Keivie Rose, and wide receiver/return specialist Smoke Harris all earned First-Team All-Conference USA honors while defensive back Myles Brooks was named second-team all-conference. Harris was named a semifinalist for the Fred Biletnikoff Award and Brooks was invited to the East-West Shrine Bowl and NFL Combine following the conclusion of the season. Redshirt freshman running back Marquis Crosby was named Honorable Mention Freshman All-American by College Football News after a breakout season in which he rushed for 918 yards and nine touchdowns on 183 carries. His 918 rushing yards ranked sixth nationally among all FBS freshman.

Under his tutelage, Cumbie's quarterbacks ranked 32nd nationally in passing yards per game with 267.2 a contest. Quarterback Parker McNeil threw for a season-high 424 yards in a loss at North Texas which was the most by a Bulldogs since Ryan Higgins in 2016.

Cumbie spent the previous 12 years as an assistant coach in the Big 12, including two stints at Texas Tech (2009-13, 2021) and one at TCU (2014-2020). He served as offensive coordinator for nine years for the Red Raiders and Horned Frogs and worked under some of the top coaches in college football, including Mike Leach, Tommy Tuberville, Kliff Kingsbury, and Gary Patterson.

Cumbie came to LA Tech after serving as the offensive coordinator at Texas Tech in 2021, including serving as the interim head coach over the final four games of the season. This was his second stint in Lubbock, after beginning his college coaching career with the Red Raiders in 2009.

He also served as the quarterbacks coach and the offensive coordinator at TCU during his seven seasons in Fort Worth, Texas. During his tenure at TCU, Cumbie oversaw the Horned Frogs' quarterbacks and served as the sole offensive play caller each of the final four years. TCU boasted the Big 12's second-best league record (38-25) and its third-best overall mark (58-30) over his seven seasons, which coincided with six bowl appearances.

His impact was felt immediately at TCU as the program broke the Big 12 record with a 21.4 points per game improvement, the largest by any team nationally since 1999-2000 (Northwestern). TCU ranked No. 2 in scoring (46.5) and No. 5 in total offense (533.0) on the way to a 12-1 record.

The 2015 Horned Frogs once again lit up the scoreboard, ranking No. 3 in total offense (562.8) and No. 7 in scoring (42.1) on the way to an 11-2 record and a win over Oregon in the Valero Alamo Bowl (rallying from a 31-0 halftime deficit).

Visit latechsports.com to see Cumbie's Full Bio ...





COACHING EXPERIENCE

Year	School/Team	Position
2009	San Angelo	Head Coach/Director of Player Personnel
2009	Texas Tech	Graduate Assistant
2010-12	Texas Tech	Inside Receivers Coach
2013	Texas Tech	Co-Offensive Coordinator/ORs Coach
2014-16	TCU	Co-Offensive Coordinator/QBs Coach
2017-20	TCU	Offensive Coordinator/QBs Coach
2021	Texas Tech	Offensive Coordinator/QBs Coach
2021	Texas Tech	Interim Head Coach
2022-Pres.	Louisiana Tech	Head Coach

PLAYING EXPERIENCE

Year	Team
2002-04	Texas Tech (NCAA)
2005*	Indianapolis Colts (NFL)
2006	Los Angeles Avengers (AFL)
2006*	Baltimore Ravens (NFL)
2007-08	Los Angeles Avengers (AFL)
2009	San Angelo Stampede Express (IFL)

* Offseason and/or practice squad member only

BOWL EXPERIENCE

Year	Bowl	Final Score
2009	Cotton Bowl	Ole Miss 47, Texas Tech 34
2010	Alamo Bowl	Texas Tech 41, Michigan State 31
2011	TicketCity Bowl	Texas Tech 45, Northwestern 38
2012	Meineke Car Care Bowl	Texas Tech 34, Minnesota 31
2013	Holiday Bowl	Texas Tech 37, Arizona State 23
2014	Peach Bowl	TCU 42, Ole Miss 3
2015	Alamo Bowl	TCU 47, Oregon 41
2016	Liberty Bowl	Georgia 31, TCU 23
2017	Alamo Bowl	TCU 39, Stanford 37
2018	Cheez-It Bowl	TCU 10, California 7 ^{OT}
2021	Liberty Bowl	Texas Tech 34, Mississippi State 7
2024	Independence Bowl	LA Tech 6, Army 27

PERSONAL INFORMATION

Full Name: Sonny Jack Cumbie

Born: August 8, 1981 in Abilene, Texas

College: Texas Tech University, 2004

Wife: Tamra of Snyder, Texas

Children: Gray Cumbie; Hays Cumbie



NEW LEADERSHIP



UNIVERSITY PRESIDENT **DR. JIM HENDERSON**

VP/DIRECTOR OF ATHLETICS **RYAN IVEY**

Dr. Jim Henderson became the 15th president of Louisiana Tech University on Jan. 1, 2024. His ties to the institution go back more than 80 years when his father, Clem Henderson, was recruited to play for famed LA Tech football coach, Joe Aillet. His mom, Martha, was a two-time Tech grad.

Henderson previously served as the president and CEO of the University of Louisiana System, one of the nation's largest University systems. As the longest-serving UL System president, he led the Universities of Louisiana in the creation of a strategic framework that charged its member institutions to produce the most educated generation in Louisiana's history. Through various Systemic initiatives such as Compete LA, the Reginald F. Lewis Scholars, and the challenges associated with a global pandemic and fiscal uncertainty, he developed a notion of System that will continue to benefit each of the nine institutions for decades to come.

Henderson also served as president of his alma mater, Northwestern State University, where he reinvigorated student life and campus culture leading to the highest enrollment in the school's 135-year history. Before taking the helm of NSU, Henderson served as chancellor of Bossier Parish Community College. During his tenure, the institution ranked among the five fastest growing colleges in the nation for five consecutive years.

Ryan Ivey was introduced as Vice President and Director of Athletics on Feb. 29, 2024, bringing to Ruston more than 18+ years of experience in intercollegiate athletics with the past 11 as an athletics director at Stephen F. Austin, Austin Peay, and Texas A&M-Commerce.

He spent more than five years in Nacogdoches, Texas at SFA, leading the department through a conference transition from the Southland Conference to the Western Athletic Conference, raising private support that included the launch of the Purple Lights Fund that helped secure the four largest single gifts in the department's history, and increasing ticket sales by 189 percent.

Under his leadership, the Lumberjacks celebrated 18 conference championships, three NCAA Tournament appearances, and the 2019 Bowling National Championship.

Prior to joining SFA, Ivey spent three years (2015-18) at Austin Peay in Clarksville, Tennessee, where he helped raise \$6.5 million in gifts which were funneled into facility improvements and the athletic departments budget on top of increase football and basketball ticket revenue.

His first Director of Athletics position came at NCAA Division II Texas A&M-Commerce. During his two-year stint with the Lions, the athletic programs experienced new heights by winning six team Lone Star Conference championships in the 2014-15 season, the most ever in Lion Athletics history.





JOE AILLET STADIUM

STADIUM FACTS

Nickname: The Joe
Year opened: 1968
Capacity: 28,562
Playing Surface: Pivot 1.5 by Hellas
All-Time Record: 182-80-2
First Game: Sept. 28, 1968 vs. East Carolina (LA Tech 35, ECU 7)
First Touchdown: Buster Herren (LA Tech) 2-yard run vs. East Carolina, Sept. 28, 1968
First TD Pass: Terry Bradshaw (LA Tech) 5-yard pass to Buster Herren vs. East Carolina, Sept. 28, 1968
Longest Winning Streak: 18 twice (Nov. 20, 1971 - Oct. 11, 1975 | Oct. 14, 1989 - Oct. 30, 1993)
Most Points Scored by LA Tech: 77 twice (LA Tech 77, Lamar 40 on Nov. 15, 1969 | LA Tech 77, UL-Lafayette 14 on Sept. 19, 1998)
Largest Margin of Victory: 63 (LA Tech 77, UL-Lafayette 14 on Sept. 19, 1998)

TOP DOG WATCHERS AT THE JOE

28,714	ULM.....	Sept. 13, 1997
28,100	Mississippi State.....	Sept. 9, 2007
27,905	Southern.....	Sept. 5, 2015
27,360	ULM.....	Dec. 13, 1999
26,910	UL-Lafayette.....	Oct. 3, 2015
26,004	Northwestern State.....	Sept. 20, 2014
25,614	Utah State.....	Nov. 17, 2012
25,224	Mississippi State.....	Aug. 30, 2008
25,212	Hawai'i.....	Oct. 2, 2011
24,975	ULM.....	Sept. 12, 1987
24,628	Houston.....	Sept. 17, 2011
24,450	ULM.....	Nov. 2, 1991
24,002	Northwestern State.....	Sept. 2, 2017

Note: Joe Aillet Stadium has hosted 52 games with crowds over 20,000.

Yearly Records

Year	Overall Record		Conf. Record	1995	2-1	N/A
	Overall	Conf.				
1968	3-1	1-1	1996	3-1	N/A	
1969	3-1	2-0	1997	4-0	N/A	
1970	1-3	0-2	1998	4-1	N/A	
1971	4-1	3-0	1999	3-0	N/A	
1972	4-0	2-0	2000	2-2	N/A	
1973	6-0	3-0	2001	3-0	3-0	
1974	5-0	2-0	2002	2-1	2-1	
1975	4-2	2-1	2003	1-3	1-3	
1976	2-1	1-1	2004	3-1	2-1	
1977	2-1-1	1-0-1	2005	4-1	3-1	
1978	4-1	3-0	2006	2-3	1-3	
1979	2-2	1-2	2007	3-2	2-2	
1980	2-2	1-2	2008	5-1	3-1	
1981	2-1-1	1-0-1	2009	4-1	3-1	
1982	5-1	1-0	2010	2-4	2-2	
1983	1-3	0-3	2011	3-2	2-1	
1984	4-1	3-0	2012	4-1	2-1	
1985	4-1	2-1	2013	2-3	1-3	
1986	2-1	1-1	2014	4-1	4-0	
1987	1-2	N/A	2015	5-1	3-1	
1988	2-4	N/A	2016	5-0	4-0	
1989	3-0	N/A	2017	3-4	1-3	
1990	5-0	N/A	2018	3-2	2-2	
1991	4-0	N/A	2019	6-0	4-0	
1992	4-0	N/A	2020	3-1	2-1	
1993	2-2	N/A	2021	3-3	2-2	
1994	2-3	N/A	2022	3-2	2-2	
			2023	2-4	1-3	
			2024	4-2	3-2	
			2025	3-0	1-0	

DECADE OF RENOVATIONS TO THE JOE

Joe Aillet Stadium has changed a lot in its 50+ years of existence, especially in the last 10 years.

2015 | Davison Athletics Complex | \$20 million
 Three-story, 70,000-square foot end zone facility

2017 | Press Box/Suites | \$16.7 million
 Two-story, 30,000-square foot facility plus camera deck

2024 | Video board | \$6.8 million
 3,240-square foot end zone display with custom audio system



INSIDE THE MATCHUP



CATEGORY	LA TECH	FBS	WKU	FBS
Total Offense	311.0	122	416.9	47
Rushing Offense	146.5	78	122.3	109
Passing Offense	164.5	118	294.6	13
Team Passing Eff.	123.41	104	143.26	51
Scoring Offense	24.5	88	29.7	60
Total Defense	355.3	57	403.1	102
Rushing Defense	106.3	24	203.4	126
Passing Yards Allowed	249.0	108	199.7	44
Team Passing Eff. Def.	123.41	30	109.62	16
Scoring Defense	17.2	20	23.1	58
Turnover Margin	1.00	10	-0.29	90
3rd Down Conv. %	.360	102	.469	26
4th Down Conv. %	.429	104	.286	127
3rd Down Conv. % Def.	.451	118	.343	34
4th Down Conv. % Def.	.143	1	.357	14
Red Zone Offense	.789	100	.857	64
Red Zone Defense	.714	7	.852	76
Net Punting	42.73	17	45.07	5
Punt Returns	9.07	69	2.33	127
Kickoff Returns	20.64	66	24.00	30
First Downs Offense	105	129	151	50
First Downs Defense	124	38	143	86
Fewest Penalties PG	7.83	117	6.86	91
Fewest Penalty Yards PG	77.17	132	74.43	128
Time of Possession	28:43	98	28:44	96

INSIDE THE SERIES

LA Tech Leads, 6-5

In Ruston.....	3-2
In Bowling Green.....	2-3
Neutral.....	1-0
Current Streak.....	W1
Longest Win Streak.....	3, LA Tech
Most LA Tech Points.....	59 (1939)
Most WKU Points.....	58 (2023)
Most Combined Points.....	102 (2016)
Biggest LA Tech Win	59-10
Biggest WKU Win.....	30-15

SERIES SCORES

DATE	LOCATION	SCORE
Oct. 7, 1939	Bowling Green, Ky.	WKU, 20-7
Oct. 11, 1940	Ruston, La.	LA Tech, 7-6
Dec. 15, 1973	Sacramento, Calif.	LA Tech, 34-0
Nov. 1, 2014	Ruston, La.	LA Tech, 59-10
Sept. 10, 2015	Bowling Green, Ky.	WKU, 41-38
Oct. 6, 2016	Ruston, La.	LA Tech, 55-52
Dec. 3, 2016	Bowling Green, Ky.	WKU, 58-44
Sept. 16, 2017	Bowling Green, Ky.	LA Tech, 23-22
Nov. 24, 2018	Ruston, La.	WKU, 30-15
Oct. 5, 2023	Ruston, La.	WKU, 35-28
Nov. 30, 2024	Ruston, La.	LA Tech, 33-0

2025 LEADERS

LOUISIANA TECH LEADERS

RUSHING	ATT.	NET	AVG.	TD	YPG
CLAY THEVENIN	61	261	4.3	3	43.50
OMIRI WIGGINS	57	225	3.9	3	37.50
BLAKE BAKER	54	170	3.1	2	34.00

PASSING	C-A-I	COMP %	YARDS	TD	YPG
BLAKE BAKER	50-82-1	60.98	649	3	129.80
TREY KUKUK	28-42-2	66.67	231	2	57.75

RECEIVING	REC.	YARDS	AVG.	TD	YPG
ELI FINLEY	17	252	14.82	0	42.00
MARQUES SINGLETON JR.	17	108	6.35	1	18.00
DEVIN GANDY	13	188	14.46	1	31.33

DEFENSE	U-A-TT	TFL	SACKS	INT	PBU
JACOB FIELDS	21-18-39	2.0	0	0	3
MEKHI MASON	15-20-35	8.0	3.0	0	3
SIFA LEOTA	10-23-33	4.5	.5	1	3

WKU LEADERS

RUSHING	ATT.	NET	AVG.	TD	YPG
MARVIS PARRISH	56	258	4.6	0	36.86
LA'VELL WRIGHT	40	207	5.2	5	29.57

PASSING	C-A-I	COMP %	YARDS	TD	YPG
MAVERICK MCIVOR	171-254-5	67.32	1,863	12	266.14

RECEIVING	REC.	YARDS	AVG.	TD	YPG
MATTHEW HENRY	23	435	18.91	3	62.14
K.D. HUTCHINSON	30	330	11.0	3	47.14
MOUSSA BARRY	18	264	14.67	0	37.71

DEFENSE	U-A-TT	TFL	SACKS	INT	PBU
JAYLEN WESTER	19-20-39	2.0	0	0	0
ANTHONY BRACKENRIDGE	19-14-33	3.0	0	0	1
DAVE HERARD	21-12-33	1.0	0	0	0

MATCHUP NOTES

This will be the 12th all-time meeting between LA Tech and Western Kentucky and the ninth as Conference USA foes. The Bulldogs hold a 6-5 advantage in the series after earning a 12-7 win on the road last season. LA Tech and WKU renewed its rivalry in 2014 as the Hilltoppers joined the CUSA after spending five years in the Sun Belt. The two schools are 4-4 against each other in that span, which includes the 2016 CUSA Championship game, in which WKU won 58-44.

The two programs first met in 1939 with WKU winning the inaugural game, not before LA Tech evened the series the following season. The programs would meet again 33 years later in the 1973 DII National Championship game in Sacramento Calif., with the Bulldogs earning a 34-0 shutout to claim the DII title.



SITUATION	2025	Cumulative
Playing at Joe Aillet Stadium	3-0	12-8
Playing on the road	1-2	3-19
Playing on a neutral field	0-0	0-1
Playing at night	4-2	12-16
Playing during the day	0-0	3-12
LA Tech scores on first possession	3-1	11-5
Opponent scores on first possession	0-0	2-9
LA Tech scores first	4-1	11-7
Opponent scores first	0-1	4-19
LA Tech leads after 1st quarter	3-1	12-7
Opponent leads after 1st quarter	0-1	2-17
Tied after 1st quarter	1-0	1-4
LA Tech leads at halftime	4-0	13-5
Opponent leads at halftime	0-2	1-13
Tied at halftime	0-0	1-1
LA Tech leads after 3rd quarter	4-0	13-2
Opponent leads after 3rd quarter	0-2	2-14
Tied after 3rd quarter	0-0	0-2
Game goes to overtime	0-0	0-5
LA Tech has more total yards	1-0	10-4
Opponent has more total yards	3-2	5-13
LA Tech has more rushing yards	2-1	9-3
Opponent has more rushing yards	2-1	6-24
LA Tech has more passing yards	0-0	8-19
Opponent has more passing yards	4-2	7-10
LA Tech has more turnovers	0-1	4-13
Opponent has more turnovers	4-1	11-9
Teams have equal turnovers	0-0	0-6
LA Tech has more penalties	2-1	7-11
Opponent has more penalties	1-1	6-10
Teams have equal penalties	1-0	2-5
LA Tech has more time of possession	2-0	10-13
Opponent has more time of possession	2-2	5-16
LA Tech has 100-yard rusher	1-0	6-3
Opponent has 100-yard rusher	0-0	2-13
LA Tech scores at least 20 points	4-0	12-16
Opponent scores at least 20 points	1-2	4-25
LA Tech throws for 300 yards	0-0	3-6
Opponent throws for 300 yards	1-0	2-2
Playing on natural grass	0-2	0-6
Playing on artificial surface	4-0	15-23
LA Tech defense scores	4-0	10-0
Opponent defense scores	0-0	1-5

HOME COOKING

LA Tech will look to win its fifth straight home game when it hosts WKU on Tuesday night. Dating to last season's finale against Kennesaw State, the Bulldogs have outscored opponents 136-34 while averaging 34 points per game during that four-game stretch and giving up 8.5 defensively. The Bulldogs have not won five straight at home since the 2019 season when they finished 6-0 at Joe Aillet Stadium.

DEFENSIVE CONSISTENCY

The Bulldogs have had seven players start in all six games on the defensive side of the ball. The breakdown includes all three safeties (Michael Richard, Jakari Foster, Jacob Fields), Jhamal Shelby Jr. at corner, Sifa Leota at linebacker and defensive linemen Emmanuel Oguns and Zion Nason.

BACK IN BLUE

LA Tech will debut its blue helmet for the first time in 2025 when it hosts Western Kentucky on Tuesday night. The Bulldogs are 1-1 in the alternate helmet, which debuted last season in a 48-21 win over Middle Tennessee on Oct. 10. Tech lost 33-30 to New Mexico State in the blue helmet the following week.

FIRST TIME STARTERS

LA Tech is ranked third with 17 first-time starters in the FBS this season. The list includes players that have made their first FBS start this season. Thevenin, Hill and Jackson Jr. all made their first starts against Kennesaw.

- Trey Kukuk - QB
- Blake Baker- QB
- Clay Thevenin - RB
- Marquese Singleton Jr. - WR
- Devin Gandy - WR
- Dane Benedix - WR
- Dedrick Latulas - WR
- Ashanti Cole - OL
- Troy Smith III - OL
- Emmanuel Oguns - DL
- Judd Rouyea - DL
- Jayden Madkins - DL
- Jakari Foster - DB
- Jhamal Shelby Jr. - DB
- Amari Butler - DB
- Zheric Hill - LB
- Alonzo Jackson Jr. - LB

SINGLETON IS ALL ALONE

Junior college transfer wide receiver Marques Singleton Jr. caught his first career FBS touchdown pass when Blake Baker found him alone in the corner of the end zone on Tech's opening

drive against UTEP. Singleton leads the team with 15 receptions through the first five games and has recorded multiple catches in every contest. He ranks third on the team with 99 receiving yards.

DOWN HILL

True freshman linebacker and Ruston high product Zheric Hill, has started to make an impact at his linebacker position after making his college debut on special teams against New Mexico State. After not recording any statistics against the Aggies, Hill has finished with back-to-back five tackle performances versus Southern Miss and UTEP. Hill filled in nicely against the Miners after losing Mekhi Mason to a targeting call and Kolbe Fields to injury. The Ruston product recorded two solo tackles and three assists in the win, giving him 10 stops on the year.

DEFENSIVE DOMINANCE

The Bulldog defense intercepted five passes against UTEP, the most by a Louisiana Tech defense since recording five interceptions against Central Arkansas in the 2007 season opener. Safety Jakari Foster and linebacker Alonzo Jackson Jr. each returned an interception for a touchdown, marking Tech's first game with two defensive scores since Dec. 20, 2017, against SMU in the Frisco Bowl. LA Tech has now tallied five defensive touchdowns (three interceptions, two fumbles), leading the nation. The Bulldogs will look to match their six defensive touchdowns from the 2011 season with one more score.

CAREER DAY FOR THE BIG FELLA

Tech tight end Eli Finley was named the Week 4 John Mackey Player of the Week after recording a career-high 154 yards on six receptions in the win over Southern Miss. He became the first Tech tight end with 100 receiving yards in a game since 2009, and his total is the most by an FBS tight end this season. Finley leads the Bulldogs with 14 catches for 231 yards. His 231 ranks fifth among tight ends and 99th nationally. He had receptions of 72 and 47 yards in the win.

10 GETS SIX

Linebacker Kolbe Fields recorded his first career interception return for a touchdown in Tech's 30-20 win over Southern Miss, returning a pick 48 yards to give the Bulldogs a 23-10 lead. He added a team-high nine tackles, 0.5 TFLs and 0.5 sacks, earning CUSA Defensive Player of the Week honors for the first time in his career. The New Orleans native has led the team in tackles in three of four games and leads the Bulldogs with 38 stops on the season.



GANDY GETS 1K

Wide receiver Devin Gandy surpassed 1,000 career receiving yards after recording 38 yards against Southern Miss. Gandy transferred to Louisiana Tech with 892 career yards after five seasons at Sacramento State. The first-year Bulldog has caught seven passes for 126 yards through four games, with three of those receptions going for 25 yards or more. Gandy has caught 75 passes for 1,018 yards and six scores in his career.

DOWNFIELD DOGS

The Bulldogs' offense registered eight plays of 20 yards or more against NMSU, including five passes and three rushes for a total of 267 yards. LA Tech had a combined five plays of 20-plus yards in the first two games before logging eight against the Aggies. Three went for 40 or more yards, highlighted by Blake Baker's 56-yard pass to David Pierro, a 42-yard pass from Trey Kukuk to Marlion Jackson and a 40-yard connection from Baker to Jalen Mickens. Devin Gandy added two explosive plays with receptions of 25 and 20 yards. Baker led the ground game with a 38-yard run, followed by Kukuk (24) and Clay Thevenin (22).

RUNNING WILD

The LA Tech offense ran for 353 yards on 65 attempts against New Mexico State. The 65 carries marked the program's most in a game since 2011 and the fifth most in school history. The 353 yards were the most in a game since the Bulldogs posted 367 against Northwestern State in 2023 and tied for the 10th most in program history. Blake Baker became just the second quarterback in program history to rush for more than 100 yards in a game, finishing with 103 yards. Running backs Omiri Wiggins and Clay Thevenin each added 68 yards, while Andrew Burnette tallied 41 yards, followed by Trey Kukuk with 40.

PICK CITY

The LA Tech defense added two interceptions against New Mexico State, giving the Bulldogs five through three games. LA Tech finished with five interceptions in 13 games last season. Jakari Foster leads the team with two, while Kam Franklin, Michael Richard and Zion Nason each have one.

OFFENSIVE OUTPUT

Sonny Cumbie saw his team record 574 total yards of offense in the win over New Mexico State, the most in a game under his tenure. The Bulldogs rushed for 353 yards and added 221 through the air. Tech posted 406 yards in

the first half alone, marking the first time since 2012 that a CUSA team has tallied 400 yards of offense in a half. The Bulldogs racked up 551 yards of offense against Middle Tennessee in 2024, along with 516 yards against SFA and 504 yards against North Texas in 2022.

CEDRIC SET FOR 50

Sixth-year senior cornerback Cedric Woods will play his 50th game as a Bulldog on Saturday against New Mexico State. The Monroe native joined the team in 2020 and is one of four current players remaining from the Skip Holtz era.

Woods has started 47 of his 49 career games, including 10 as a true freshman in 2020. He started all 12 games in 2021, appeared in three games with one start in 2022 due to injury, and returned to start 10 games in 2023 and 12 in 2024.

GANDY GETS HIS FIRST

It was a night of firsts for Sacramento State transfer wide receiver Devin Gandy, who made his first FBS start and caught his first FBS touchdown against No. 3 LSU in front of more than 100,000 fans Saturday night. Gandy hauled in a 33-yard reception from quarterback Blake Baker late in the fourth quarter to get the Bulldogs on the board. The sixth-year player has reeled in two passes for 43 yards and one touchdown through two games.

LIVING BEHIND THE LINE

The LA Tech defense raised its season total to 20 tackles for loss after recording eight against LSU. Nine players registered at least half a tackle for loss, while five finished with one or more. The Bulldogs have had 14 players record at least half a tackle for loss this season. Tech is tied for sixth nationally with 20 TFLs. Mekhi Mason leads both the team and the nation with six, followed by Sifa Leota with 3.5 and Kolbe Fields with 2.5.

HAVE A DAY BIRTHDAY BOY

Second-year Bulldog Mekhi Mason had a 21st birthday to remember against Southeastern, setting career highs in tackles, tackles for loss and sacks. The Syracuse transfer was named Conference USA Defensive Player of the Week after recording nine tackles, 4.5 tackles for loss, two sacks and one pass breakup. Mason's 4.5 tackles for loss are the most by any player in a game this season and the third most in a single game in program history.

SPREAD IT AROUND

Eight different players caught a pass in the

opener against SLU. Tight end Eli Finley led the team with four grabs, followed by receiver Marques Singleton Jr., who snared three passes. Dedrick Latulas, Omiri Wiggins, Devin Gandy, Jacob Fields, Jalen Mickens and Dane Benedix all caught one pass each.

WENT AND TOOK IT

The LA Tech defense set the tone early against SLU as Jakari Foster intercepted a pass on the game's opening drive. The Bulldogs forced two more turnovers in the second half, with defensive lineman Zion Nason picking off a pass in the red zone and returning it 25 yards, followed by a forced fumble from Amari Butler that was scooped up and returned 80 yards for a touchdown by Oklahoma State transfer Kam Franklin.

BULLDOG DEBUT

LA Tech had 25 players make their Bulldog debuts in the win over Southeastern.

Of those, four earned their first start — three on offense and one on defense. Quarterback Trey Kukuk, wide receivers Marques Singleton Jr. and Dane Benedix debuted as starters on offense, while defensive lineman Emmanuel Oguns made his debut and start on defense. All four are junior college transfers.

LEVEL UP

Running back Andrew Burnette and wide receiver Tre Averhart joined the program, this summer after transferring from Keiser University, an NAIA program in Florida. The duo helped lead Keiser to the 2023 national championship and a return trip to the title game in 2024.

Burnette rushed for 2,338 yards and 31 touchdowns on 360 carries across two seasons with the Seahawks, earning third-team All-America honors in 2024. Averhart recorded 40 receptions for 539 yards and seven touchdowns last season.

CALIFORNIA CONNECTION

When looking to fill holes at the skill positions, one thing stands out on Louisiana Tech's roster this season — the 10 players from California, the third-most populous state represented on 2025 roster.

The Bulldogs added 10 transfers from California, including eight from the junior college level, one from the FCS and one from the FBS.

The breakdown includes nine players on offense and one on defense. Tech added two quarterbacks, five wide receivers, two tight

ends and one defensive back. The trio of Trey Kukuk, Dane Benedix and Brayden Bockler all played together at Saddleback College, while Teddy Booras and David Pierro were teammates at Diablo Valley College.

FREAK ON THE FIELD

Every college football season, Bruce Feldman, a national college football insider for The Athletic, puts out his "College Football Freaks List", and LA Tech running back Omiri Wiggins checks in at No. 86 on the 2025 Freaks List. Feldman relies on intel from coaches, schools, teammates, parents, NFL scouts, NFL Scouting Combine trainers and agents.

Wiggins, a 5-10, 206-pound junior, saw action in all 13 games with 11 starts last season. He finished the season with 527 rushing yards and four scores on 111 attempts. Wiggins also caught 20 passes for 126 yards and two scores. The Lafayette native can squat 585 pounds, bench 340 pounds, while recording 21.9 max velocity and a 34.5 inch vertical.

THE PIERRO BROTHERS

Wide receiver David Pierro, a transfer from Diablo Valley College, and cornerback Jordan Pierro, a transfer from Fresno State, both joined LA Tech's roster this summer, becoming the first pair of brothers on the team since 2013. The Bulldogs last had brothers on the roster in 2013 with twins Jon and Richard Greenwalt, along with Beau and Lyle Fitte.

David is a 2022 graduate of Clovis West High School, while Jordan graduated in 2024. Jordan comes to Ruston after redshirting at Fresno State last season. David joins Tech after recording 92 receptions for 1,225 yards and 10 touchdowns across two seasons at Diablo Valley.

BOTH SIDES OF THE FIELDS

In high school, Jacob Fields recorded 156 tackles, eight interceptions and three forced fumbles on defense, while adding 22 touchdowns and 1,108 all-purpose yards on the offensive side of the ball in his career.

The Texas native signed with LA Tech as a defensive back but was quickly moved to running back prior to the start of his freshman season in 2023 due to injuries in the room. He appeared in 11 games with one start against Nebraska, while registering 26 carries for 105 yards and two touchdowns on the season. Fields also hauled in 12 passes for 97 yards.

In 2024, Fields moved back to the defensive side of the ball and played in all 13 games with

eight starts at safety. He tallied 54 tackles, 5.5 tackles for loss, two interceptions, four pass breakups and one fumble recovery.

In 2025, fans can expect to see Fields on both sides of the Field as he has been lining up at both safety and receiver during spring practice and fall camp.

The junior is believed to be one of Tech's first two-way players in more than 50 years. On record, Joe Hinton (1957-60), Leo Sanford (1947-50) and J.W. Slack (1957-59) are three of the Bulldogs' top former two-way stars, each earning induction into the LA Tech Hall of Fame.

FRESH TURF

The Bulldogs will play on a new surface this season at Origin Bank Field at Joe Aillet Stadium as a turf upgrade took place for the first time in 10 years. The new-look design now features the Origin Bank logo.

The playing surface is Pivot 1.5 by Hellas and was developed at the Center for Turf Innovation (CTI) with college and professional athletes. Pivot combines traditional sports fibers with newer thinner fibers that look and feel more like natural grass.

MCCOWN ON THE CALL

Former Bulldog quarterback and Louisiana Tech Athletics Hall of Famer Luke McCown will serve as color analyst alongside Malcolm Butler for ESPN+ broadcasts of Tech's first two home games (Aug. 30 vs. Southeastern, Sept. 13 vs. New Mexico State). McCown, the program's all-time leader in passing yards (12,994), completions (1,088) and attempts (1,827), played 14 years in the NFL and previously worked as a sideline reporter for the LA

Tech Sports Network (2021-22).

HOME GROWN DOGS

LA Tech's roster features seven players from Ruston High School, which is the second most players from a single high school on an FBS roster this season. Fresno State leads the nation with eight.

The Bulldogs' hometown group includes three 2025 graduates in Dylone Brooks, Zheric Hill and Zander Hayes, followed by 2024 grads Jadon Mayfield, Jacoryian Crowe and Will Fendley. Christian Davis is the most experienced of the group, graduating from Ruston in 2023.

REPLACING RECEPTIONS

Tech must replace 173 receptions lost to grad-

uation and transfers from 2024. Eli Finley leads the returning pass catchers with 27 receptions at the FBS level, followed by Marlion Jackson (26), Omiri Wiggins (20) and Jay Wilkerson (13). The Bulldogs added experienced junior college standouts Marques Singleton Jr. (128 catches), David Pierro (92), Chase Grosfeld (77) and Dane Benedix (49), along with Sacramento State transfer Devin Gandy (68).

LEAGUE ON NOTICE

LA Tech linebacker Kolbe Fields enters his third season with the program, and the redshirt senior has already put the league on notice after being voted the 2025 Conference USA Preseason Defensive Player of the Year. He earned All-CUSA second-team honors in 2024, his first season as a starter.

The New Orleans native started in 11 games last season, recording 71 tackles (38 solo, 33 assists), nine tackles for loss, 1.5 sacks, one interception, two forced fumbles and two pass breakups. He recorded three games with double-digit tackles and led Bulldogs in tackles four times.

IN FOR THE DOG HAUL

The Bulldogs have eight players on this year's roster that have been at LA Tech for at least four seasons. Cedric Woods enters his sixth year with the team, while Kenneth Bannister, Ean Burch, and Josh Cobbs enter their fifth. Brett Canis, Landon Nelson, and Jhamal Shelby Jr. round out the list as four-year members of the program. Woods leads the group with 48 games played, followed by Canis (23), Bannister (22), Nelson (21), and Cobbs (20).

LIKE FATHER LIKE SON

For the second straight season, Louisiana Tech will have multiple players with Bulldog bloodlines on its roster. Jackson Bradley, son of Josh Bradley (TE, 1995-97); Brayden Curry, son of DJ Curry (WR, 2000-03); Kaegan Kent, son of Marty Kent (K, 1994-97); and Jay Simon, son of John Simon (RB, 1998-01), have all followed in their fathers' footsteps as Bulldogs. Jay and Brayden enter their second season with the program, while Jackson and Kaegan are first year players.

John Simon recorded over 3,700 yards and 15 touchdowns during his four seasons in Ruston. He caught 262 passes for 2,596 yards and 10 scores. Simon rushed for 1,121 yards and five touchdowns on 213 attempts. Josh Bradley caught 131 passes for 1,591 yards and 20 scores during his three seasons with the Bulldogs. He recorded 500+ yards in each of



BULLDOG NOTES

his three seasons. DJ Curry starred for the Bulldogs for four seasons, catching 171 passes for 2,241 yards and 17 touchdowns. Marty Kent made 50 career field goals for LA Tech and connected on 129 of 133 extra points.

DEGREE IN HAND

Louisiana Tech will have 10 players on this year's roster who have already earned their bachelor's degrees. Brett Canis, Landon Nelson, Jay Wilkerson and Cedric Woods graduated from Tech, while Tre Averhart, Andrew Burnette, Jonathan Denis, Devin Gandy, Benji Johnson and Caleb Sims transferred into the program after earning degrees at their previous schools.

ALL ACROSS AMERICA

The Bulldogs will travel to two new states this season when they visit Delaware State and Washington State. Tech's contest against the Blue Hens in Newark, Delaware, will mark the 34th state the Bulldogs have played in, while their matchup one week later in Pullman, Wash., will be the 35th. The Bulldogs will also visit Georgia and Missouri for just the second time in program history.

In their travels, the Bulldogs will play games in all four time zones this season: vs. Southeastern (Central), at Kennesaw State (Eastern), at UTEP (Mountain) and at Washington State (Pacific). It will be the first time since 2012 that Tech has played in all four time zones.

STAFF UPDATES

Joining the Bulldog coaching staff this season includes six new coaches with five on the defensive side of the football and one on offense.

Tony Franklin | Offensive Coordinator

Returns to Louisiana Tech for his second stint as the OC after previously holding the same role for three seasons (2010-12). Led the Bulldogs to a 9-3 record in 2012 while leading the nation in scoring offense (51.50 ppg) and total offense (577.92 ypg). Was most recently the OC for Army Sprint Football in 2022.

Luke Olson | Defensive Coordinator

Comes to LA Tech after leading Jacksonville State to a Conference USA Championship in 2024 as the Gamecocks' defensive coordinator. He brings over a decade of defensive coaching experience at the FBS level, including two seasons as a DC. Served as the DC for one season at Tulsa in 2022.

Carlton Buckels | Cornerbacks

Buckels, who brings over 20 years of collegiate coaching experience to Ruston, arrives after

a two-year stint as the cornerbacks coach at TCU. The Louisiana native coached NFL Draft picks in each of his first two seasons with the Horned Frogs. Buckels has also spent time at Tulsa and Baylor.

Josh Creech | Linebackers

Creech comes to Ruston after spending the 2024 season as the defensive coordinator at Midway High School in Waco, Texas. Prior to joining the staff at Midway HS, Creech spent six seasons as a defensive analyst at SMU (2018-21) and TCU (2022-23).

Sam Carter | Safeties

Carter joins the Bulldog coaching staff after serving as the cornerbacks coach at Purdue in 2023 and 2024. Carter arrived in West Lafayette after gaining experience throughout the SEC in stops at Missouri, Arkansas and Ole Miss.

Paul Randolph | Defensive Line

Randolph comes to Ruston following a one-year stint at Oklahoma State in the same role. Randolph arrived in Stillwater after serving as the defensive line coach at Indiana for the 2022 and 2023 seasons. He brings 27 years of collegiate coaching experience, with 24 years spent coaching the defensive line. He has spent 15 seasons at the Power Five level and has coached in 17 bowl games during his career.

COLLECTING CUSA AWARDS

Louisiana Tech and Houston are the only two teams that have garnered every individual award in Conference USA history. The Bulldogs have had at least one specialty award winner in seven of their 11 seasons in CUSA.

Player	Specialty Award
Michael Richard	2023 Freshman of the Year
Luke Anthony	2020 Newcomer of the Year
J'Mar Smith	2019 Offensive Player of the Year
Jaylon Ferguson	2018 Defensive Player of the Year
Teddy Veal	2017 Newcomer of the Year
Skip Holtz	2016 Coach of the Year
Carlos Henderson	2016 Offensive Player of the Year
	2016 Special Teams Player of the Year
Ryan Higgins	2016 Most Valuable Player
Jeff Driskel	2015 Newcomer of the Year
Cody Sokol	2014 Newcomer of the Year

WHEN DOES CLASS START?

Louisiana Tech is the only university in Conference USA on a quarter system and one of just seven FBS schools that are currently on the quarter system schedule.

FBS Schools on Quarter System Conference

Louisiana Tech	CUSA
Northwestern	Big 10
Oregon	Big 10
Oregon State	PAC-2
Stanford	ACC
UCLA	Big 10
Washington	Big 10



/// CUSA STANDINGS

	Overall	CUSA
Kennesaw State	4-2	2-0
Jacksonville State	3-3	2-0
WKU	5-2	3-1
Louisiana Tech	4-2	2-1
Liberty	3-4	2-1
Delaware	3-2	1-1
Missouri State	3-3	1-1
FIU	3-3	1-1
New Mexico State	3-3	1-2
UTEP	1-5	0-2
Middle Tennessee	1-5	0-2
Sam Houston	0-6	0-3

/// PRESEASON BOWL INDEX

Liberty	100%
WKU	100%
Jacksonville State	91.67%
Louisiana Tech.....	75%
Sam Houston	45.83%
UTEP	41.67%
FIU	37.50%
Delaware.....	29.17%
Middle Tennessee.....	25%
New Mexico State.....	25%
Kennesaw State.....	16.67%
Missouri State.....	12.50%

/// UPCOMING CUSA SLATE

WEDNESDAY, Oct. 15
 UTEP at Sam Houston (CBSSN) 6 p.m.
 Delaware at Jax State (ESPN2) 6 p.m.

TUESDAY, Oct. 21
 Kennesaw at FIU (ESPN2) 6 p.m.
 WKU at LA Tech (CBSSN) 6:30 p.m.

WEDNESDAY, Oct. 22
 MTSU at Delaware (ESPN2) 6:30 p.m.
 Missouri State at NMSU (CBSSN) 8 p.m.

TUESDAY, Oct. 28
 UTEP at Kennesaw State (ESPNU) 7 p.m.

WEDNESDAY, Oct. 29
 Jax State at MTSU (ESPN2) 6:30 p.m.
 FIU at Missouri State (CBSSN) 7 p.m.

/// AGAINST CUSA

OPPONENT	RECORD
FIU	5-2
Jacksonville State	1-2
Kennesaw State	1-1
WKU	6-5
Liberty	0-1
UTEP	18-3-1
New Mexico State	9-6
Middle Tennessee	6-3
Sam Houston	2-2-1
Missouri State	0-1
Delaware	0-1
TOTAL	47-27-2

/// HONORS & AWARDS

PRESEASON ACCOLADES

A total of 9 Bulldogs received at least one pre-season award heading into the season.

Eli Finley

- 2025 John Mackey Award Watch List
- 2025 Allstate Wuerffel Trophy Watch List
- 2025 Athlon Preseason First Team All-CUSA
- 2025 Phil Steele Preseason First Team All-CUSA

Kolbe Fields

- 2025 CUSA Preseason Defensive Player of the Year
- 2025 CUSA Preseason Watch List
- 2025 Phil Steele Preseason First Team All-CUSA
- 2025 Athlon Preseason First Team All-CUSA
- 2025 HERO Sports Preseason Group of 5 All-American

Cedric Woods

- 2025 CUSA Preseason Watch List
- 2025 Athlon Preseason Second Team All-CUSA
- 2025 Phil Steele Preseason Fourth Team All-CUSA

Hayden Christman

- 2025 CUSA Preseason Watch List
- 2025 Phil Steele Preseason Second Team All-CUSA
- 2025 Athlon Preseason Third Team All-CUSA

Landon Nelson

- 2025 CUSA Preseason Watch List
- 2025 Athlon Preseason Third Team All-CUSA
- 2025 Phil Steele Preseason Third Team All-CUSA

Sifa Leota

- 2025 Athlon Preseason Second Team All-CUSA
- 2025 Phil Steele Preseason Third Team All-CUSA
- 2025 Polynesian Player of the Year Watch List

Omiri Wiggins

- 2025 Athlon Preseason Third Team All-CUSA
- 2025 Phil Steele Preseason Third Team All-CUSA

Jacob Fields

- 2025 Athlon Preseason Fourth Team All-CUSA

Evan Bullock

- 2025 Earl Campbell Tyler Rose Award Watch List

IN-SEASON AWARDS

Mekhi Mason

CUSA Defensive Player of the Week - Sept. 1

John Hoyet Chance

- CUSA Special Teams Player of the Week - Sept. 1
- CUSA Special Teams Player of the Week - Sept. 15
- CUSA Special Teams Player of the Week - Sept. 29
- Ray's 8 Top Punters of the Week - Oct. 13

Kolbe Fields

CUSA Defensive Player of the Week - Sept. 22

Eli Finley

John Mackey Player of the Week - Week - Sept. 23

Alonzo Jackson Jr.

CUSA Special Freshman of the Week - Sept. 29

/// UNIFORM TRACKER

The Bulldogs have multiple uniform combinations. Here is a look at LA Tech's record in various uniform combinations over the last decade.

Helmet-Jersey-Pants Record

White-White-White	16-15
<i>Last worn Nov. 16, 2024 at WKU</i>	
White-White-Blue	6-10
<i>Last worn Sept. 27, 2025 at UTEP</i>	
White-White-Red	0-3
<i>Last worn Oct. 2, 2021 at NC State</i>	
White-Blue-White	18-5
<i>Last worn Nov. 11, 2023 vs. Sam Houston</i>	
White-Blue-Blue	6-6
<i>Last worn Oct. 22, 2024 vs. UTEP</i>	
White-LT Blue-White	2-0
<i>Last worn Aug. 30, 2025 vs. Southeastern</i>	
White-Red-White	8-1
<i>Last worn Nov. 30, 2024 vs. Kennesaw State</i>	
White-Red-Red	1-2
<i>Last worn: Sept. 6, 2025 vs. LSU</i>	
Red-White-White	3-8
<i>Last worn Oct. 10, 2023 at Middle Tennessee</i>	
Red-White-Blue	2-6
<i>Last worn Dec. 28, 2024 vs. Army</i>	
Red-White-Red	2-5
<i>Last worn Oct. 9, 2024 at Kennesaw</i>	
Red-Red-Red	3-4
<i>Last worn Sept. 20, 2025 vs. Southern Miss</i>	
Red-Red-White	2-0
<i>Last worn Sept. 26, 2015 vs. FIU</i>	
Red-Blue-Blue	2-1
<i>Last worn Sept. 8, 2018 vs. Southern</i>	
Red-Blue-White	3-1
<i>Last worn Sept. 13, 2025 vs. NM State</i>	
Red-LT Blue-White	0-2
<i>Last worn Oct. 24, 2023 vs. New Mexico State</i>	
Blue-Blue-White	1-0
<i>Last worn Oct. 10, 2024 vs. MTSU</i>	
Blue-White-Blue	0-1
<i>Last worn Oct. 15, 2024 at. New Mexico State</i>	

NOTABLE DEBUTS

Blue helmet	Oct. 10, 2024
Tech script helmet	Aug. 31, 2024
LT Blue throwback jerseys	Oct. 22, 2022
White helmet	Oct. 25, 2014
Stars & Stripes helmet	Sept. 28, 2013



47-39



7-3



2-0



10-23



0-2



6-2



1-1



PRO DOGS (BULLDOGS IN THE NFL)



LA TECH BOWL HISTORY

1977 INDEPENDENCE BOWL
LA Tech 27, Louisville 14

2015 NEW ORLEANS BOWL
LA Tech 47, Arkansas State 28

1978 INDEPENDENCE BOWL
East Carolina 35, LA Tech 13

2016 ARMED FORCES BOWL
LA Tech 48, Navy 45

1990 INDEPENDENCE BOWL
LA Tech 34, Maryland 34

2017 FRISCO BOWL
LA Tech 51, SMU 10

2001 HUMANITARIAN BOWL
Clemson 49, LA Tech 24

2018 HAWAII BOWL
LA Tech 31, Hawaii 14

2008 INDEPENDENCE BOWL
LA Tech 17, Northern Illinois 10

2019 INDEPENDENCE BOWL
LA Tech 14, Miami (Fla.) 0

2011 POINSETTIA BOWL
TCU 31, LA Tech 24

2020 NEW ORLEANS BOWL
Georgia Southern 38, LA Tech 3

2014 HEART OF DALLAS BOWL
LA Tech 35, Illinois 18

2024 INDEPENDENCE BOWL
Army 27, LA Tech 6



TERRY BRADSHAW

LA TECH (1966-69)
PRO FOOTBALL HALL OF FAME 1989

WILLIE ROAF

LA TECH (1989-92)
PRO FOOTBALL HALL OF FAME 2012

FRED DEAN

LA TECH (1971-74)
PRO FOOTBALL HALL OF FAME 2008



LA TECH INDIVIDUAL

OFFENSE

Rushed for 100 yards.....	103, Blake Baker vs. NM State (9/13/25)
Rushed for 200 yards.....	207, Kenneth Dixon vs. Southern Miss (11/9/13)
Rushed for 3 touchdowns.....	3, Omiri Wiggins vs. Kennesaw (11/30/24)
Rushed for 4+ touchdowns.....	4, Marcus Williams Jr. vs. Charlotte (11/13/21)
Had a 70-yard run from scrimmage.....	74, Justin Henderson vs. UMass (10/12/19)
Had an 80-yard run from scrimmage.....	99, Kenneth Dixon at UL-Lafayette (9/6/14)
Had 20 carries.....	21, Tyre Shelton vs. WKU (10/5/23)
Had 25 carries.....	29, Marcus Williams Jr. vs. Charlotte (11/13/21)
Had 30 carries.....	37, Israel Tucker at North Texas (12/3/20)
Passed for 300 yards.....	384, Hank Bachmeier vs. Sam Houston (10/11/23)
Passed for 400 yards.....	424, Parker McNeil at North Texas (10/15/22)
Passed for 500 yards.....	502, Ryan Higgins at WKU (12/3/16)
Threw for 3 touchdowns.....	5, Evan Bullock vs. Middle Tennessee (10/10/24)
Threw for 4+ touchdowns.....	5, Evan Bullock vs. Middle Tennessee (10/10/24)
Had a 70-yard pass from scrimmage.....	72, Blake Baker vs. Southern Miss (9/20/25)
Had 30 completions.....	33, Hank Bachmeier vs. FIU (8/26/23)
Had 35 completions.....	36, Ryan Higgins at Middle Tennessee (9/24/16)
Had 40 completions.....	44, Colby Cameron vs. Texas A&M (10/13/12)
Had 50 pass attempts.....	51, J'Mar Smith at Texas (8/31/19)
Had 60 pass attempts.....	60, Colby Cameron vs. Utah State (11/1/12)
Had 100 yards receiving.....	154, Eli Finley vs. Southern Miss (9/20/25)
Had 200 yards receiving.....	212, Malik Stanley vs. Southern Miss (10/19/19)
Caught 2 touchdown passes.....	2, Tru Edwards vs. Jax State (11/9/24)
Caught 3+ touchdown passes.....	3, Tre Harris vs. Rice (10/22/22)
Had 10 receptions.....	10, Tru Edwards vs. Kennesaw (11/30/24)
Had 15 receptions.....	17, Trent Taylor at Middle Tennessee (9/24/16)

DEFENSE

Intercepted 2 passes.....	2, Myles Brooks vs. Middle Tennessee (11/5/22)
Intercepted 3 passes.....	3, Amik Robertson vs. Southern Miss (10/19/19)
Recorded 2 sacks.....	2.0, Mekhi Mason vs. Southeastern (8/30/25)
Recorded 3+ sacks.....	4.0, Willie Baker at Hawai'i (12/22/18)
Had 10 tackles.....	10, Kolbe Fields vs. NM State (9/13/25)
Had 15 tackles.....	15, Myles Heard vs. Northwestern State (9/9/23)
Had 20 tackles.....	20, Quincy Stewart at Texas A&M (9/12/98)
Had 3 tackles for loss.....	4.5, Mekhi Mason vs. Southeastern (8/30/25)
Had 4+ tackles for loss.....	4.5, Mekhi Mason vs. Southeastern (8/30/25)
Returned an interception for a TD.....	Alonzo Jackson (23 yards) vs. UTEP (9/27/25)
Returned a fumble for a TD.....	Jacob Bradford (20 yards) vs. NM State (9/13/25)

SPECIAL TEAMS

Made 3 field goals.....	3, Buck Buchanan at NMSU (10/15/24)
Made 4+ field goals.....	4, Buck Buchanan at WKU (11/16/24)
Made a 50-yard field goal.....	5.5, John Hoyet Chance vs. NM State (9/13/25)
Had a 60-yard punt.....	67, John Hoyet Chance at Kennesaw (10/9/25)
Returned a punt for a TD.....	Smoke Harris (67 yards) at UTEP (9/29/23)
Returned a kickoff for a TD.....	Amik Robertson (30 yards) vs. FIU (9/20/19)
Returned a blocked punt for a TD.....	Michael Richard (6 yards) vs. Jax State (11/18/23)
Returned a blocked field goal for a TD.....	Le'Vander Liggins (54 yards) vs. UTEP (10/4/14)
Returned a blocked PAT for a safety.....	Amik Robertson vs. Mississippi State (9/9/17)

LA TECH TEAM

OFFENSE

300 yards rushing.....	353 vs. NM State (9/13/25)
400 yards rushing.....	408 vs. Idaho (10/20/12)
Rushed for 5 touchdowns.....	5 vs. North Texas (11/9/19)
Rushed for 6+ touchdowns.....	7 vs. North Texas (11/7/15)
Had 50 rushing attempts.....	65 vs. NM State (9/13/25)
Had 60 rushing attempts.....	65 vs. NM State (9/13/25)
400 yards passing.....	419 vs. Sam Houston (11/11/23)
500 yards passing.....	516 vs. Stephen F. Austin (09/10/22)
600 yards passing.....	602 vs. Boise State (10/3/98)
Threw for 5 touchdowns.....	5 vs. Middle Tennessee (10/10/24)
Threw for 6+ touchdowns.....	6 vs. Houston Baptist (9/26/20)
500 yards total offense.....	574 vs. NM State (9/13/25)
600 yards total offense.....	689 vs. UMass (10/12/19)
700 yards total offense.....	735 vs. Rice (10/29/16)
Scored 50 points.....	51 vs. Northwestern State (9/9/23)
Scored 60 points.....	66 vs. Houston Baptist (9/26/20)
Scored 70 points.....	76 vs. Rice (11/29/14)
Recorded 30 first downs.....	32 vs. Houston Baptist (9/26/20)
Recorded 35 first downs.....	37 vs. North Texas (11/9/19)

DEFENSE

Registered 5+ sacks.....	5 vs. Southeastern (8/30/25)
Forced 4+ turnovers.....	5 vs. UTEP (9/27/25)
Scored a safety.....	vs. Kennesaw (11/30/24)
Posted a shutout.....	24-0 vs. Southeastern (8/30/25)
Held an opponent under 250 total yards.....	146 vs. Kennesaw (11/30/24)
Scored multiple defensive touchdowns.....	2 (2 INT returns) at UTEP (9/27/25)

SPECIAL TEAMS

Blocked a punt.....	vs. UTEP (10/22/24)
Blocked an extra point attempt.....	at North Texas (10/15/22)
Blocked a field goal attempt.....	at UTEP (9/27/25)

OPPONENT INDIVIDUAL

OFFENSE

Rushed for 100 yards.....	127, Bryson Daily, Army (12/28/24)
Rushed for 200 yards.....	210, DeWayne McBride, UAB (11/6/22)
Rushed for 3 touchdowns.....	3, Bryson Daily, Army (12/28/24)
Rushed for 4+ touchdowns.....	4, DeWayne McBride, UAB (11/6/21)
Had a 70-yard run from scrimmage.....	72, Heinrich Haarberg, Nebraska (9/23/23)
Had an 80-yard run from scrimmage.....	92, Ayo Adeyi at North Texas (10/15/2022)
Had 20 carries.....	20, Hayden Reed, Army (12/28/24)
Had 25 carries.....	27, Bryson Daily, Army (12/28/24)
Had 30 carries.....	34, Tre Stewart, Jax State (11/9/24)
Passed for 300 yards.....	392, Braylon Braxton, Southern Miss (9/20/25)
Passed for 400 yards.....	448, Chris Reynolds, Charlotte (11/13/21)
Passed for 500 yards.....	580, David Piland, Houston (9/8/12)
Threw for 3 touchdowns.....	4, Dexter Williams II, Kennesaw (10/9/25)
Threw for 4+ touchdowns.....	4, Dexter Williams II, Kennesaw (10/9/25)
Had a 70-yard pass from scrimmage.....	70, Austin Reed, WKU (10/5/23)
Had an 80-yard pass from scrimmage.....	83, Ryan Metz, UTEP (11/18/17)
Had 30 completions.....	31, Grayson James, FIU (10/28/22)
Had 35 completions.....	44, Cole Kelley, Southeastern (9/11/21)
Had 40 completions.....	44, Cole Kelley, Southeastern (9/11/21)
Had 50 pass attempts.....	52, Gavin Hardison vs UTEP (10/08/2022)
Had 60 pass attempts.....	77, David Piland, Houston (9/8/12)
Had 100 yards receiving.....	118, Carl Chester, Southern Miss (9/20/25)
Had 200 yards receiving.....	207, Malachi Corley, WKU (10/5/23)
Caught 2 touchdown passes.....	2, Isaac TeSlaa, Arkansas (11/23/24)
Caught 3+ touchdown passes.....	3, Malachi Corley, WKU (10/5/23)
Had 10 receptions.....	11, Roderic Burns, North Texas (9/16/23)
Had 15 receptions.....	18, Kealoha Pilaes, Hawai'i (10/2/10)

DEFENSE

Intercepted 2 passes.....	2, Yam Banks, South Alabama (9/24/22)
Intercepted 3 passes.....	3, Bene Benwikere, San Jose State (11/24/12)
Recorded 2 sacks.....	2.0, Tylon Dunlap, Kennesaw (10/9/25)
Recorded 3+ sacks.....	4.0, Kale Edwards, NMSU (10/15/24)
Had 10 tackles.....	10, Baron Hopson, Kennesaw (10/9/25)
Had 15 tackles.....	15, Chris Jones, Southern Miss (9/20/25)
Had 20 tackles.....	21, Matt Castelo, San Jose State (11/17/07)
Had 3 tackles for loss.....	4.0, Kale Edwards (10/15/24)
Had 4+ tackles for loss.....	4.0, Kale Edwards (10/15/24)
Returned an interception for a TD.....	DK Kaufman (33 yards), NC State (9/14/24)
Returned a fumble for a TD.....	Jeffery Simmons (90 yards), Mississippi State (9/9/17)

SPECIAL TEAMS

Made 3 field goals.....	3, Damian Ramos, LSU (9/6/25)
Made 4+ field goals.....	4, Noah Raushenberg, North Texas (9/16/23)
Made a 50-yard field goal.....	52, Kanoah Vinesett, NC State (9/14/24)
Had a 60-yard punt.....	63, Kylan Dupre, Nicholls (8/31/24)
Returned a punt for a TD.....	Quan Bray (76 yards), Auburn (9/27/14)
Returned a kickoff for a TD.....	LaMareon James, Old Dominion (10/30/21)
Returned a blocked punt for a TD.....	Jeffery Simmons (0 yards), Mississippi State (9/9/17)
Returned a blocked field goal for a TD.....	Micael Egwuagu (82 yards), UTSA (11/12/16)

OPPONENT TEAM

OFFENSE

300 yards rushing.....	321, Army (12/28/24)
400 yards rushing.....	475, North Texas (10/15/22)
Rushed for 5 touchdowns.....	5, Missouri (9/1/22)
Rushed for 6+ touchdowns.....	7, UAB (11/6/21)
Had 50 rushing attempts.....	64, Army (12/28/24)
Had 60 rushing attempts.....	64, Army (12/28/24)
400 yards passing.....	448, Charlotte (11/13/21)
500 yards passing.....	580, Houston (9/8/12)
600 yards passing.....	630, Houston (8/31/91)
Threw for 5 touchdowns.....	5, SMU (9/18/21)
Threw for 6+ touchdowns.....	6, Fresno State (10/3/92)
500 yards total offense.....	514, Southern Miss (9/20/25)
600 yards total offense.....	602, Liberty (11/4/23)
700 yards total offense.....	733, Rice (11/29/03)
Scored 50 points.....	56, Liberty (11/4/22)
Scored 60 points.....	61, Hawai'i (11/11/06)
Scored 70 points.....	73, Houston (8/31/91)
Negative yards rushing.....	-31, at Southern Miss (10/25/14)
Recorded 30 first downs.....	32, North Texas (9/16/23)
Recorded 40 first downs.....	40, Houston (9/8/12)

DEFENSE

Registered 5+ sacks.....	5, NMSU (10/15/24)
Forced 4+ turnovers.....	5, UTEP (9/27/25)
Scored a safety.....	Sam Houston (10/29/24)
Posted a shutout.....	29-0 by Kansas (9/6/08)
Held LA Tech under 250 total yards.....	229, Arkansas (11/23/24)

SPECIAL TEAMS

Blocked a punt.....	North Texas (9/25/21)
Blocked an extra point attempt.....	Nicholls (8/31/24)
Blocked a field goal attempt.....	NMSU (10/15/24)



2025 SUPERLATIVES

LA TECH INDIVIDUAL GAME HIGHS

RUSHES	19	Clay Thevenin at UTEP (9/27/25)
YARDS RUSHING	103	Blake Baker vs. NM State (9/13/25)
TD RUSHES	1	Clay Thevenin vs. UTEP (9/27/25)
LONG RUSH	38	Blake Baker vs. NM State (9/13/25)
PASS ATTEMPTS	26	Blake Baker at UTEP (9/27/25)
PASS COMPLETIONS	18	Blake Baker at UTEP (9/27/25)
YARDS PASSING	238	Blake Baker vs. Southern Miss (9/20/25)
TD PASSES	1	Blake Baker at UTEP (9/27/25)
		Trey Kukuk vs. NM State (9/13/25)
LONG PASS	72	Blake Baker vs. Southern Miss (9/20/25)
RECEPTIONS	6	Eli Finley vs. Southern Miss (9/20/25)
YARDS RECEIVING	154	Eli Finley vs. Southern Miss (9/20/25)
TD RECEPTIONS	1	Devin Gandy vs. LSU (9/6/25)
LONG RECEPTION	72	Eli Finley vs. Southern Miss (9/20/25)
FIELD GOALS	1	Drew Henderson vs. Southeastern (8/30/25)
		John Hoyet Chance vs. NM State (9/13/25)
LONG FIELD GOAL	55	John Hoyet Chance vs. NM State (9/13/25)
PUNTS	9	John Hoyet Chance vs. LSU (9/6/25)
PUNTING AVG	49.8	John Hoyet Chance vs. Southern Miss (9/20/25)
LONG PUNT	68	John Hoyet Chance at UTEP (9/27/25)
PUNTS INSIDE 20	4	John Hoyet Chance vs. LSU (9/6/25)
LONG PUNT RETURN	25	Dedrick Latulas vs. Southeastern (8/30/25)
LONG KICKOFF RETURN	41	Fred Robertson vs. Southeastern (8/30/25)
TACKLES	13	Kolbe Fields vs. Southeastern (8/30/25)
	13	Sifa Leota vs. Southeastern (8/30/25)
SACKS	2.0	Mekhi Mason vs. Southeastern (8/30/25)

LA TECH TEAM GAME HIGHS

RUSHES	65	vs. NM State (9/13/25)
YARDS RUSHING	353	vs. NM State (9/13/25)
YARDS PER RUSH	5.4	vs. NM State (9/13/25)
TD RUSHES	3	vs. NM State (9/13/25)
PASS ATTEMPTS	26	vs. LSU (9/6/25)
PASS COMPLETIONS	18	at UTEP (9/27/25)
YARDS PASSING	238	vs. Southern Miss (9/20/25)
YARDS PER PASS	11.3	vs. Southern Miss (9/20/25)
TD PASSES	2	vs. NM State (9/13/25)
TOTAL PLAYS	85	vs. NM State (9/13/25)
TOTAL OFFENSE	574	vs. NM State (9/13/25)
YARDS PER PLAY	6.8	vs. NM State (9/13/25)
POINTS	49	vs. NM State (9/13/25)
SACKS BY	5	vs. Southeastern (8/30/25)
FIRST DOWNS	28	vs. NM State (9/13/25)
PENALTIES	12	vs. LSU (9/6/25)
PENALTY YARDS	130	vs. LSU (9/6/25)
TURNOVERS	4	vs. Southeastern (8/30/25)
INTERCEPTIONS BY	5	at UTEP (9/27/25)
PUNTS	9	vs. LSU (9/6/25)
PUNTING AVG	49.8	vs. Southern Miss (9/20/25)
LONG PUNT	68	at UTEP (9/27/25)
PUNTS INSIDE 20	4	vs. LSU (9/6/25)
LONG PUNT RETURN	25	vs. Southeastern (8/30/25)

OPPONENT INDIVIDUAL GAME HIGHS

RUSHES	17	Coleman Bennett, Kennesaw (10/9/25)
YARDS RUSHING	73	Coleman Bennett, Kennesaw (10/9/25)
TD RUSHES	1	Caden Durham, LSU (9/6/25)
LONG RUSH	48	Zavion Thomas, LSU (9/6/25)
PASS ATTEMPTS	47	Braylon Braxton, Southern Miss (9/20/25)
PASS COMPLETIONS	28	Braylon Braxton, Southern Miss (9/20/25)
YARDS PASSING	392	Braylon Braxton, Southern Miss (9/20/25)
TD PASSES	4	Dexter Williams II, Kennesaw (10/9/25)
LONG PASS	42	Braylon Braxton, Southern Miss (9/20/25)
RECEPTIONS	8	Barion Brown, LSU (9/6/25)
	8	Aaron Anderson, LSU (9/6/25)
YARDS RECEIVING	157	PJ Johnson III, NM State (9/13/25)
TD RECEPTIONS	1	Nic Anderson, LSU (9/6/25)
LONG RECEPTION	50	Coleman Bennett, Kennesaw (10/9/25)
FIELD GOALS	3	Damian Ramos, LSU (9/6/25)
LONG FIELD GOALS	46	Damian Ramos, LSU (9/6/25)
PUNTS	7	Alec Mahler, Southeastern (8/30/25)
PUNTING AVG	46.2	Joshua Huiet, Kennesaw (10/9/25)
LONG PUNT	61	Joshua Huiet, Kennesaw (10/9/25)
PUNTS INSIDE 20	1	Grant Chadwick Damian Ramos, LSU (9/6/25)
LONG PUNT RETURN	17	Kentrell Prejean, Southeastern (8/30/25)
LONG KICKOFF RETURN	19	Dijon Pride, NM State (9/13/25)
TACKLES	15	Chris Jones, Southern Miss (9/20/25)
SACKS	2.0	Udoka Ezeani, UTEP (9/27/25)
TACKLES FOR LOSS	2.0	Jamall Thompson Jr. NM State (9/13/25)
	2.0	Tory Gethers, NM State (9/13/25)
	2.0	Udoka Ezeani, UTEP (9/27/25)

OPPONENT TEAM GAME HIGHS

RUSHES	44	Southeastern (8/30/25)
YARDS RUSHING	126	Southeastern (8/30/25)
	126	UTEP (9/27/25)
YARDS PER RUSH	4.1	Kennesaw (10/9/25)
TD RUSHES	1	LSU (9/6/25)
PASS ATTEMPTS	47	Southern Miss (9/20/25)
PASS COMPLETIONS	28	Southern Miss (9/20/25)
YARDS PASSING	392	Southern Miss (9/20/25)
YARDS PER PASS	14.0	Southern Miss (9/20/25)
TD PASSES	4	Kennesaw (10/9/25)
TOTAL PLAYS	82	Southern Miss (9/20/25)
TOTAL OFFENSE	514	Southern Miss (9/20/25)
YARDS PER PLAY	6.3	Southern Miss (9/20/25)
POINTS	35	Kennesaw (10/9/25)
SACKS BY	5	UTEP (9/27/25)
FIRST DOWNS	29	Southern Miss (9/20/25)
PENALTIES	9	LSU (9/6/25)
PENALTY YARDS	77	LSU (9/6/25)
TURNOVERS	5	UTEP (9/27/25)
PUNTS	7	Southeastern (8/30/25)
PUNTING AVG	46.2	Kennesaw (10/9/25)
LONG PUNT	61	Kennesaw (10/9/25)
PUNTS INSIDE 20	1	LSU (9/6/25)
LONG PUNT RETURN	17	Southeastern (8/30/25)



MISCELLANEOUS STATISTICS

GAMES WITH A RECEPTION

Player	2023	2024	2025	Career
Eli Finley	1	11	4	16
Marlion Jackson	5	4	3	12
Omiri Wiggins	-	8	4	12
Jay Wilkerson	-	7	-	7
Jacob Fields	7	-	2	9
Dedrick Latulas	2	1	3	6
Fred Robertson	-	5	2	7
Amani Givens	-	5	-	5
Marques Singleton Jr.	-	-	6	6
Devin Gandy	-	-	6	6
Jalen Mickens	-	-	4	4
Dane Benedix	-	-	2	2
Clay Thevenin	-	-	3	3
Andrew Burnette	-	-	1	1
David Pierro	-	-	2	2
Blake Baker	-	-	1	1

GAMES WITH 5+ RECEPTIONS

Player	2023	2024	2025	Career
Marlion Jackson	0	1	-	1
Eli Finley	0	1	1	2
Marques Singleton Jr.	-	-	1	1

100 YARD GAMES

Player	2023	2024	2025	Career
Eli Finley	0	0	1	1

20+ YARD RECEPTION

Player	2023	2024	2025	Career
Elin Finley	0	5	4	9
Jay Wilkerson	-	6	-	6
Marlion Jackson	2	3	3	8
Fred Robertson	-	1	-	1
Dedrick Latulas	0	0	1	1
Devin Gandy	-	-	5	5
Jalen Mickens	-	-	1	1
David Pierro	-	-	1	1

40+ YARD RECEPTION

Player	2023	2024	2025	Career
Jay Wilkerson	-	1	-	1
Elin Finley	0	1	2	3
Jalen Mickens	-	-	1	1
David Pierro	-	-	1	1
Marlion Jackson	0	0	1	1

GAMES WITH A RECEIVING TOUCHDOWN

Player	2023	2024	2025	Career
Eli Finley	0	2	-	2
Omiri Wiggins	-	1	1	2
Marlion Jackson	0	1	1	2
Jay Wilkerson	-	1	-	1
Devin Gandy	-	-	1	1
Jalen Mickens	-	-	1	1
Marques Singleton Jr.	-	-	1	1

GAMES WITH MULTIPLE RECEIVING TOUCHDOWNS

Player	2024	2025	Career
Omiri Wiggins	1	-	1

GAMES WITH 300 YARDS PASSING

Player	2022	2023	2024	Career
--------	------	------	------	--------

GAMES WITH MULTIPLE PASSING TOUCHDOWNS

Player	2023	2024	2025	Career
Evan Bullock	0	4	-	4

20+ YARD RUNS

Player	2023	2024	2025	Career
Omiri Wiggins	-	4	-	4
Clay Thevenin	-	-	2	2
Jacob Fields	1	-	-	1
Blake Baker	-	1	2	3
Amani Givens	-	1	-	1
Trey Kukuk	-	-	1	1

100 YARDS RUSHING

Player	2024	2025	Career
Amani Givens	1	-	1
Omiri Wiggins	1	-	1
Blake Baker	0	1	1

GAMES WITH RUSHING TOUCHDOWN

Player	2023	2024	2025	Career
Omiri Wiggins	-	2	3	5
Jacob Fields	2	-	-	2
Blake Baker	-	1	2	3
Evan Bullock	-	1	-	1
Amani Givens	-	2	-	2
Clay Thevenin	-	-	3	3
Andrew Burnette	-	-	1	1

GAMES WITH MULTIPLE RUSHING TOUCHDOWNS

Player	2024	2025	Career
Omiri Wiggins	1	-	1

GAMES WITH 15+ CARRIES

Player	2024	2025	Career
Omiri Wiggins	2	1	3
Blake Baker	0	1	1
Amani Givens	1	-	1
Trey Kukuk	-	1	1
Clay Thevenin	-	1	1

GAMES WITH DOUBLE DIGIT TACKLES

Player	2023	2024	2025	Career
Kolbe Fields	-	3	2	5
Sifa Leota	0	0	1	1
Michael Richard	0	1	-	1
Jakari Foster	-	1	-	1
Jacob Fields	-	1	1	2
Mekhi Mason	0	0	1	1

GAMES WITH A SACK (Half Sacks Included)

Player	2022	2023	2024	2025	Career
Zion Nason	2	3	-	1	6
Kolbe Fields	-	-	1	2	3
Sifa Leota	-	-	3	1	4
Mekhi Mason	-	-	1	2	3
Kameron Carter	-	-	-	1	1
Christian Davis	-	-	0	1	1
Jadon Mayfield	-	-	0	2	2
Jojo Odom	-	-	-	1	1
Donovan Rieman	-	-	-	1	1
Zheric Hill	-	-	-	1	1

GAMES LEADING LA TECH IN TACKLES

Player	2023	2024	2025	Career
Kolbe Fields	-	4	3	7
Jacob Fields	-	2	2	4
Sifa Leota	-	1	1	2
Michael Richard	0	1	-	1
Jakari Foster	-	1	-	1
Mekhi Mason	-	0	1	1

GAMES WITH AN INTERCEPTION

Player	2020	2021	2022	2023	2024	2025	Career
Cedric Woods	2	0	0	2	0	-	4
Jakari Foster	-	-	-	-	3	3	3
Jacob Fields	-	-	-	-	2	-	2
Kolbe Fields	-	-	-	-	1	2	3
Jhamal Shelby Jr.	-	-	0	1	0	-	1
Michael Richard	-	-	-	0	0	2	2
Kam Franklin	-	-	-	-	-	1	1
Sifa Leota	-	-	0	0	0	1	1
Alonzo Jackson	-	-	-	-	0	1	1

GAMES WITH A FUMBLE RECOVERY

Player	2020	2021	2022	2023	2024	2025	Career
Cedric Woods	0	1	0	0	0	-	1
Zion Nason	-	-	0	1	0	-	1
Sifa Leota	-	-	-	-	1	-	1
Jacob Fields	-	-	-	0	1	-	1
Kam Franklin	-	-	-	-	-	1	1
Jacob Bradford	-	-	-	-	0	1	1



2025 CUMULATIVE STATISTICS

Team Results

	Date	Opponent		Score	Att.
	08/30/2025	Southeastern La.	W	24-0	12872
	09/06/2025	at LSU	L	7-23	101667
*	09/13/2025	New Mexico St.	W	49-14	13235
	09/20/2025	Southern Miss.	W	30-20	17108
*	09/27/2025	at UTEP	W	30-11	13013
*	10/09/2025	at Kennesaw St.	L	7-35	9585

Rushing

Player	gp	att	gain	loss	net	avg	td	lg	avg/g
Clay Thevenin	6	61	279	18	261	4.3	3	33	43.5
Omiri Wiggins	6	57	237	12	225	3.9	3	17	37.5
Blake Baker	5	54	238	68	170	3.1	2	38	34.0
Trey Kukuk	4	26	131	25	106	4.1	0	24	26.5
Andrew Burnette	6	24	89	5	84	3.5	1	11	14.0
Amani Givens	6	6	25	0	25	4.2	0	9	4.2
Mason Welch	1	2	10	0	10	5.0	0	6	10.0
Jacob Fields	6	1	2	0	2	2.0	0	2	0.3
Evan Bullock	2	8	18	17	1	0.1	0	10	0.5
Team	6	5	0	5	-5	-1.0	0	0	-0.8
Total	6	246	1031	152	879	3.6	9	38	146.5
Opponents	6	186	761	123	638	3.4	2	48	106.3

Passing

Player	gp	effic	comp-att-int	pct	yds	td	lg	avg/g
Blake Baker	5	137.1	50-82-1	61.0	649	3	72	129.8
Trey Kukuk	4	119.1	28-42-2	66.7	231	2	42	57.8
Evan Bullock	2	87.7	11-21-1	52.4	112	0	28	56.0
Luke Watkins	3	58.0	1-1-0	100.0	-5	0	0	-1.7
Team	6	0.0	0-1-0	0.0	0	0	0	0.0
Total	6	123.4	90-147-4	61.2	987	5	72	164.5
Opponents	6	117.0	135-232-11	58.2	1494	10	50	249.0

Receiving

Player	gp	no.	yds	avg	td	lg	avg/g
Eli Finley	6	17	252	14.8	0	72	42.0
Marques Singleton Jr.	6	17	108	6.4	1	15	18.0
Devin Gandy	6	13	188	14.5	1	33	31.3
Marlion Jackson	6	7	135	19.3	1	42	22.5
Clay Thevenin	6	7	52	7.4	0	17	8.7
Omiri Wiggins	6	6	36	6.0	1	17	6.0
Jalen Mickens	6	6	71	11.8	1	40	11.8
Dedrick Latulas	6	4	42	10.5	0	25	7.0
David Pierro	6	4	74	18.5	0	56	12.3
Dane Benedix	6	3	14	4.7	0	10	2.3
Jacob Fields	6	2	8	4.0	0	5	1.3
Fred Robertson	4	2	8	4.0	0	5	2.0
Blake Baker	5	1	-5	-5.0	0	0	-1.0
Andrew Burnette	6	1	4	4.0	0	4	0.7
Total	6	90	987	11.0	5	72	164.5
Opponents	6	135	1494	11.1	10	50	249.0

Game Records

Record	Overall	Home	Away	Neutral
ALL GAMES	4-2	3-0	1-2	0-0
CONFERENCE	2-1	1-0	1-1	0-0
NON-CONFERENCE	2-1	2-0	0-1	0-0

Team Statistics

	LATECH	OPP
First Downs	105	124
Rushing	55	35
Passing	37	71
Penalty	13	18
Rushing Yardage	879	638
Rushing attempts	246	186
Average per rush	3.6	3.4
Average per game	146.5	106.3
TDs Rushing	9	2
Passing Yardage	987	1494
Comp-Att-Int	90-147-4	135-232-11
Average per pass	6.7	6.4
Average per catch	11.0	11.1
Average per game	164.5	249.0
TDs Passing	5	10
Total offense	1866	2132
Average per play	4.7	5.1
Average per game	311.0	355.3
Kick returns: #-Yards	11-227	3-71
Punt returns: #-Yards	14-127	13-83
Int returns: #-Yards	11-189	4-29
Fumbles-Lost	3-3	6-2
Penalties-Yards	47-463	43-352
Punts-Avg	40-46.3	32-43.4
Time of possession / game	28:43	31:17
3rd-down conversion	31/86	41/91
4th-down conversion	3/7	1/7
PAT-attempts	(16-17) 94%	(11-11) 100%
2-point conversion-attempts	(1-2) 50%	(1-1) 100%

Interceptions

Player	no.	yds	avg	td	lg
Jakari Foster	3	67	22.3	1	67
Kolbe Fields	2	40	20.0	1	48
Michael Richard	2	0	0.0	0	0
Sifa Leota	1	5	5.0	0	5
Zion Nason	1	25	25.0	0	25
Kam Franklin	1	29	29.0	0	29
Alonzo Jackson Jr.	1	23	23.0	1	23
Total	11	189	17.2	3	67
Opponents	4	29	7.3	0	29





2025-26 Louisiana Tech Football Combined Team Statistics All games

Field Goals

Player	fg	pct.	01-19	20-29	30-39	40-49	50-99	lg	blk
Drew Henderson	4-5	80.0	1-1	2-2	1-1	0-1	0-0	37	0
John Hoyet Chance	1-1	100.0	0-0	0-0	0-0	0-0	1-1	55	0
Opponents	6-12	50.0	1-1	1-1	3-4	1-4	0-2	46	1

Punting

Player	no.	yds	avg	lg	tb	fc	i20	50+	blk
John Hoyet Chance	40	1852	46.3	68	3	8	17	17	0
Total	40	1852	46.3	68	3	8	17	17	0
Opponents	32	1388	43.4	61	3	9	3	8	0

Scoring

Player	td	fg	PAT						pts
			kick	rush	rcv	pass	dxp	saf	
Drew Henderson	-	4-5	16-17	-	-	-	-	-	28
Omiri Wiggins	4	-	-	-	-	-	-	-	24
Clay Thevenin	3	-	-	-	1	-	-	-	20
Blake Baker	2	-	-	-	-	1	-	-	12
Kolbe Fields	1	-	-	-	-	-	-	-	6
Devin Gandy	1	-	-	-	-	-	-	-	6
Marlion Jackson	1	-	-	-	-	-	-	-	6
Kam Franklin	1	-	-	-	-	-	-	-	6
Jacob Bradford	1	-	-	-	-	-	-	-	6
Jakari Foster	1	-	-	-	-	-	-	-	6
Alonzo Jackson Jr.	1	-	-	-	-	-	-	-	6
Andrew Burnette	1	-	-	-	-	-	-	-	6
Jalen Mickens	1	-	-	-	-	-	-	-	6
Marques Singleton Jr.	1	-	-	-	-	-	-	-	6
John Hoyet Chance	-	1-1	-	-	-	-	-	-	3
Total	19	5-6	16-17	0	1	1	0	0	147
Opponents	12	6-12	11-11	0	1	1	0	0	103

Score by Periods

Team	1st	2nd	3rd	4th	OT	TOT
Louisiana Tech	41	33	24	49	0	147
Opponents	17	31	17	38	0	103

Punt Returns

Player	no.	yds	avg	td	lg
Dedrick Latulas	13	101	7.8	0	25
Marques Singleton Jr.	1	26	26.0	0	26
Total	14	127	9.1	0	26
Opponents	13	83	6.4	0	17

Kick Returns

Player	no.	yds	avg	td	lg
Devin Gandy	6	129	21.5	0	28
Fred Robertson	4	81	20.3	0	41
Clay Thevenin	1	17	17.0	0	17
Total	11	227	20.6	0	41
Opponents	3	71	23.7	0	42

All Purpose

Player	g	rush	rcv	pr	kr	ir	total	avg/g
Clay Thevenin	6	261	52	0	17	0	330	55.0
Devin Gandy	6	0	188	0	129	0	317	52.8
Omiri Wiggins	6	225	36	0	0	0	261	43.5
Eli Finley	6	0	252	0	0	0	252	42.0
Blake Baker	5	170	-5	0	0	0	165	33.0
Dedrick Latulas	6	0	42	101	0	0	143	23.8
Marlion Jackson	6	0	135	0	0	0	135	22.5
Marques Singleton Jr.	6	0	108	26	0	0	134	22.3
Trey Kukuk	4	106	0	0	0	0	106	26.5
Fred Robertson	4	0	8	0	81	0	89	22.3
Andrew Burnette	6	84	4	0	0	0	88	14.7
David Pierro	6	0	74	0	0	0	74	12.3
Jalen Mickens	6	0	71	0	0	0	71	11.8
Jakari Foster	6	0	0	0	0	67	67	11.2
Kolbe Fields	5	0	0	0	0	40	40	8.0
Kam Franklin	6	0	0	0	0	29	29	4.8
Zion Nason	6	0	0	0	0	25	25	4.2
Amani Givens	6	25	0	0	0	0	25	4.2
Alonzo Jackson Jr.	5	0	0	0	0	23	23	4.6
Dane Benedix	6	0	14	0	0	0	14	2.3
Jacob Fields	6	2	8	0	0	0	10	1.7
Mason Welch	1	10	0	0	0	0	10	10.0
Sifa Leota	6	0	0	0	0	5	5	0.8
Evan Bullock	2	1	0	0	0	0	1	0.5
Total	6	879	987	127	227	189	2409	401.5
Opponents	6	638	1494	83	71	29	2315	385.8

Total Offense

Player	g	plays	rush	pass	total	avg/g
Blake Baker	5	136	170	649	819	163.8
Trey Kukuk	4	68	106	231	337	84.3
Clay Thevenin	6	61	261	0	261	43.5
Omiri Wiggins	6	57	225	0	225	37.5
Evan Bullock	2	29	1	112	113	56.5
Andrew Burnette	6	24	84	0	84	14.0
Amani Givens	6	6	25	0	25	4.2
Mason Welch	1	2	10	0	10	10.0
Jacob Fields	6	1	2	0	2	0.3
Luke Watkins	3	1	0	-5	-5	-1.7
Total	6	393	879	987	1866	311.0
Opponents	6	418	638	1494	2132	355.3



**2025-26 Louisiana Tech Football
Combined Team Statistics
All games**

Team Defense

##	Player	gp	Tackles				Sacks	Pass defense			Fumbles		blkd	
			ua	a	tot	tfl/yds		no-yds	int-yds	brup	qbh	fr-yds	ff	kick
10	Kolbe Fields	5	12	27	39	3-15	2-13	2-40	.	1
8	Jacob Fields	6	21	18	39	2-7	.	.	3
9	Mekhi Mason	6	15	20	35	8-37	3-25	.	3
42	Sifa Leota	6	10	23	33	4.5-6	0.5-1	1-5	3	4
1	Michael Richard	6	19	8	27	2.5-6	.	2-0	1
7	Jhamal Shelby Jr.	6	11	13	24	1-0	.	.	8
22	Jadon Mayfield	6	4	18	22	2-16	1.5-15	.	.	2	.	1	.	.
6	Jakari Foster	6	7	12	19	.	.	3-67	3	1	.	1	.	.
17	Amari Butler	6	10	6	16	.	.	.	1	.	.	1	.	.
98	Donovan Rieman	6	2	13	15	2-5	0.5-2	.	1	1
21	Zheric Hill	4	4	11	15	0.5-3	0.5-3	.	.	2
94	Emmanuel Oguns	6	2	13	15	2-6	.	.	1
4	Kam Franklin	6	10	4	14	.	.	1-29	1	.	1-80	1	.	.
90	Jayden Madkins	6	1	12	13	0.5-0	.	.	.	2
23	Alonzo Jackson Jr.	5	8	5	13	2.5-3	.	1-23	3	2
2	Joshua Cobbs	6	5	4	9	.	.	.	2
96	Zion Nason	6	4	5	9	0.5-2	0.5-2	1-25	1
11	Cedric Woods	4	4	4	8	.	.	.	1
91	Caleb Sims	6	.	8	8	1-2
97	Christian Davis	6	2	6	8	2-11	1-10	.	1	1
0	Sam Fongang	5	4	4	8	.	.	.	1
3	Kameron Carter	6	5	3	8	1-7	1-7	.	1	.	.	.	1	.
5	Benji Johnson	4	1	5	6
35	Cole Watson	6	2	2	4	1	.	.
15	JayT Jackson	6	2	2	4	.	.	.	1
20	Kenyatta McNeese	6	2	1	3
95	Trevell Vivians	5	.	3	3	.	.	.	1
45	Jojo Odom	6	2	1	3	0.5-4	0.5-4
18	Marlion Jackson	6	2	.	2
99	Judd Rouyea	2	.	2	2	0.5-1
93	Jacob Bradford	5	.	2	2	1-20	.	.	.
67	Brett Canis	6	1	.	1
5	Blake Baker	5	.	1	1
24	Fred Robertson	4	1	.	1
22	Omiri Wiggins	6	.	1	1
18	Jaitlin Hampton	1	.	1	1
4	Clay Thevenin	6	1	.	1
Totals		6	174	258	432	36-131	11-82	11-189	37	16	2-100	5	1	0
Opponents		6	189	294	483	39-155	15-95	4-29	25	13	3-34	3	0	0





RUSTON - Louisiana Tech's defense stole the show in the season opener, pitching a shutout and powering the Bulldogs to a 24-0 victory over Southeastern Louisiana on Saturday night inside Joe Aillet Stadium.

LA Tech (1-0) kept SLU (0-1) off the scoreboard for all four quarters, forcing three turnovers and coming up with big stops to preserve the Bulldogs first shutout since . . . the last time they played in the Joe which was the home finale last season against Kennesaw State.

The starting linebacker trio for the 'Dogs were a menace all night. Kolbe Fields and Sifa Leota tallied 13 tackles each, and Mekhi Mason added nine stops (4.5 tackles for loss) and two sacks as part of a relentless effort that held SLU to just 3.6 yards per play.

The turning point came midway through the third quarter when defensive back Kam Franklin scooped up a fumble and raced 80 yards for a touchdown, stretching LA Tech's lead to 24-0. That defensive score capped a dominant third quarter in which the Bulldogs scored three touchdowns in a span of just over seven minutes.

LA Tech's offense found rhythm after a sluggish first half. Starting quarterback Trey Kukuk threw for 130 yards and a touchdown, connecting with Omiri Wiggins on a 17-yard strike to open the third-quarter surge. Running back Clay Thevenin added a 2-yard touchdown run after ripping off a 33-yard gain earlier in the drive.

Special teams also delivered, as Drew Henderson drilled an 18-yard chip shot just before halftime to give the Bulldogs a 3-0 edge at the break.

LA Tech finished with 262 yards of total offense but leaned heavily on its defense, which not only posted the shutout but also recorded four sacks, 11 tackles for loss, and held SLU to 0-for-2 on fourth down.

GAME NOTES

- With the win, LA Tech now leads the all-time series versus SLU, 30-7-2. The Bulldogs have won 10 straight over the Lions, the longest active winning streak against any opponent.
- LA Tech won its 12th straight season opener at home.
- The Bulldogs recorded their first shutout in a season opener since 1996, which came against Middle Tennessee. This was the first shutout against the Lions since 1972.
- LA Tech has now registered back-to-back shutouts at home for the first time since 1959-60 (shutout Kennesaw State, 33-0, in last season's home finale).
- Eli Finley led the Bulldogs in receiving with 59 yards on four catches (second most receiving yards in a single game by the tight end).
- Sifa Leota set career highs in both tackles (13) and tackles for loss (3.5).
- Mekhi Mason recorded a career-high 4.5 tackles for loss, which included two sacks. It is the third most tackles for loss in a single game in program history (most since 2018).

Team Statistics	Southeastern	LA Tech
First Downs	18	14
Net Yards Rushing	126	136
Net Yards Passing	145	126
Comp. - Att. - Int.	15-31-2	13-18-0
Avg. / Att.	4.7	6.6
Avg. / Comp.	9.7	9.7
TDs	0	1
TOTAL OFFENSE YARDS	271	262
Plays	75	53
Avg. / Play	3.6	4.9
Fumbles - Lost	2-1	0-0
Penalties - Yards	7-43	5-50
PUNTS-YARDS	7-303	7-336
Avg. / Punt	43.3	48.0
Inside 20	40	3
50+ Yards	2	4
Touchbacks	1	0
Fair Catch	2	0
KICKOFFS-YARDS	1-69	4-260
Avg. Yards / Kickoff	69.0	65.0
Touchbacks	0	4
RETURNS		
Punt: Total - Yards - TDs	3-25-0	3-32-0
Punt: Avg. / Return	8.3	14.0
Kickoff: Total - Yards - TDs	0-0-0	1-41-0
INT: Total - Yards - TDs	0-0-0	2-25-0
Possession Time	35:10	24:50
Sacks: Total - Yards	3-15	5-35
PAT: Total - Made	0-0	3-3
Field Goals: Total - Made	0-0	1-1

Scoring Summary

- 2nd 00:00 LAT - Henderson, Drew 18 yd field goal
- 3rd 12:24 LAT - Wiggins, Omiri 17 yd pass from Kukuk, Trey (Henderson, Drew kick)
- 3rd 08:32 LAT - Thevenin, Clay 2 yd run (Henderson, Drew kick)
- 3rd 05:12 LAT - Franklin, Kam 80 yd fumble recovery (Henderson, Drew kick)

Score by Quarters	1st	2nd	3rd	4th	Total
SLU	0	0	0	0	0
LA Tech	0	3	21	0	24

Stadium: Origin Bank Field at Joe Aillet Stadium
 Kickoff Time: 6:32 p.m.
 End of Game: 10:06 p.m.
 Attendance: 12,872





BATON ROUGE, La. - Louisiana Tech's defense battled for four quarters inside a sold-out Tiger Stadium, but the Bulldogs could not overcome No. 3 LSU in a 23-7 setback Saturday night in front of 101,667 fans.

LA Tech (1-1) held LSU (2-0) to just two touchdowns on the night and forced a trio of field goals, but the Tigers leaned on a balanced offensive attack and a defense that limited the Bulldogs to 154 total yards.

LA Tech's defense kept the game within reach, racking up eight tackles-for-loss. Mekhi Mason led the way with 11 tackles, including a sack, while Christian Davis, Jadon Mayfield, and Jojo Odom also registered sacks to help the Bulldogs bring down LSU quarterback Garrett Nussmeier three times. Michael Richard also created the lone turnover on the night, grabbing an interception on the Tigers opening drive to quickly silence the crowd.

Offensively, the 'Dogs got into LSU territory three times but were forced to punt all three. It was not until late in the fourth quarter when Blake Baker who came in at quarterback connected with Devin Gandy on a 33-yard touchdown strike to put LA Tech on the scoreboard, capping a 13-play, 74-yard drive.

Gandy led Tech with 33 receiving yards, while Eli Finley added four catches for 18 yards. Baker and Trey Kukuk combined for 96 passing yards against a fast LSU secondary. On the ground, Clay Thevenin paced Tech with 22 rushing yards, while Kukuk added 16.

Special teams kept the Bulldogs in it as well, with John Hoyet Chance averaging 38.4 yards on nine punts, pinning the Tigers inside their own 10 four times.

LSU struck first with a late first-quarter touchdown pass and added a field goal before halftime. The Tigers extended their lead to 17-0 in the third and tacked on two more field goals in the final frame, including one that was forced by the Bulldog defense stuffed the Tigers on three straight plays from inside the 3-yard line, to stay out of reach.

GAME NOTES

With the loss, LA Tech now trails in the all-time series versus LSU, 1-20. The 16-point loss was the second closest margin of victory for the Tigers in the series in the last 15 meetings.

With the announced attendance of 101,667, it was the fourth largest crowd that LA Tech has played in front of.

With a late touchdown, the Bulldogs extended their streak of scoring to 213 games (have not been shut out since 2008).

The Bulldog defense totaled 8.0 tackles for loss, the most they have ever had against the Tigers (on record). They had a combined 7.0 in the last two meetings.

The Bulldog defense tallied five pass breakups. They also had six against Southeastern in the season opener (first time with 5+ PBUs in back-to-back games since 2023).

Mekhi Mason registered a game-high 11 tackles, giving him back-to-back games with double-digit tackles. He also had a game-high 1.5 tackles for loss, giving him 6.0 for the season

through two games.

Michael Richard recorded his first career interception as a Bulldog.

Eli Finley led the Bulldogs in total receptions for a second straight game, reeling in four grabs.

Devin Gandy registered his first career touchdown as a Bulldog.

Team Statistics	LA Tech	LSU
First Downs	12	27
Net Yards Rushing	58	128
Net Yards Passing	96	237
Comp. - Att. - Int.	15-26-0	26-46-1
Avg. / Att.	3.7	5.8
Avg. / Comp.	6.4	91.
TDs	1	1
TOTAL OFFENSE YARDS	154	365
Plays	53	75
Avg. / Play	2.9	4.9
Fumbles - Lost	0-0	1-0
Penalties - Yards	12-130	9-77
PUNTS-YARDS	9-346	3-126
Avg. / Punt	38.4	42
Inside 20	4	1
50+ Yards	1	1
Touchbacks	0	0
Fair Catch	2	1
KICKOFFS-YARDS	2-122	5-323
Avg. Yards / Kickoff	61.0	64.6
Touchbacks	1	4
RETURNS		
Punt: Total - Yards - TDs	2-17-0	2-24-0
Punt: Avg. / Return	8.5	12.0
Kickoff: Total - Yards - TDs	1-16-0	1-42-0
INT: Total - Yards - TDs	1-0-0	0-0-0
Possession Time	23:08	36:52
Sacks: Total - Yards	3-27	2-10
PAT: Total - Made	1-1	2-2
Field Goals: Total - Made	0-0	3-4

Scoring Summary

- 1st 00:12 LSU -Nic, Anderson 7 yd pass from Nussmeier, Garrett (Ramos, Damian, kick)
- 2nd 06:24 LSU - Ramos, Damian 23 yd field goal
- 3rd 01:58 LSU - Durham, Caden 3 yd run (Ramos, Damian, kick)
- 4th 11:14 LSU - Ramos, Damian 46 yd field goal
- 4th 04:02 LAT - Gandy, Devin 33 yd pass from Baker, Blake (Henderson, Drew kick)
- 4th 01:55 LSU - Ramos, Damian 19 yd field goal

Score by Quarters	1st	2nd	3rd	4th	Total
LA Tech	0	0	0	7	7
LSU	7	3	7	6	23

Stadium: Tiger Stadium
 Kickoff Time: 6:32 p.m.
 End of Game: 9:59 p.m.
 Attendance: 101,667





RUSTON - Louisiana Tech opened Conference USA play with authority Saturday night, running past New Mexico State 49–14 at Origin Bank Field at Joe Aillet Stadium.

LA Tech (2-1, 1-0 CUSA) controlled the line of scrimmage from start to finish, piling up 353 rushing yards on 65 carries. Quarterback Blake Baker, making his first start of the season, led the effort with 103 yards and a touchdown on the ground, while also throwing for 182 yards and a score. Running backs Omiri Wiggins (68 yards, TD) and Andrew Burnette (41 yards, TD) added to the Bulldogs' depth in the backfield, with Clay Thevenin chipping in 68 yards of his own.

The Bulldogs jumped out to a 10–0 first-quarter lead behind a booming 55-yard field goal from John Hoyet Chance and a 40-yard touchdown strike from Baker to Jalen Mickens. Burnette's 11-yard touchdown run and a 42-yard pass from Trey Kukuk to Marlion Jackson stretched the lead to 24–0 early in the second quarter.

NM State (2-1, 0-1 CUSA) briefly clawed back into the game with two quick scores – Logan Fife connecting on long touchdown passes to Brodrick Malone (41 yards) and P.J. Johnson III (38 yards) – cutting the deficit to 24–14. But LA Tech steadied itself before halftime, adding a short field goal by Drew Henderson to take a 27–14 lead into the break.

The third quarter was a punt fest with both teams combining for seven punts and zero points. However, the fourth quarter was all Bulldogs. The defense forced three total turnovers, including a pivotal play early in the fourth when Jacob Bradford scooped up a fumble and returned it 20 yards for a touchdown.

From there, the rout was on: Baker scored on a one-yard keeper and Wiggins broke free for a 17-yard score as LA Tech piled up 22 points in the final period.

While the offense wore down the Aggies with its rushing attack, the Bulldog defense clamped down. LA Tech limited NM State to just 27 yards on the ground and shut them out over the final 30 minutes. Kam Franklin and Jakari Foster each grabbed interceptions, while Kolbe Fields led the team with 10 tackles.

In all, LA Tech outgained New Mexico State 574–308, dominated time of possession by more than 11 minutes, and converted 11-of-19 third downs.

GAME NOTES

- With the win, LA Tech now leads the all-time series versus New Mexico State, 9-6. The Bulldogs have now won five straight home-opening CUSA games.
- The Bulldogs improved to 9-4 in CUSA openers.
- LA Tech rushed the ball 65 times, the fifth most in a single game in program history. It is the most ever by the Bulldogs in a CUSA game and the most since 2011.
- The Bulldogs rushed for 353 yards, tied for the 10th most in a single game in program history. It is the most in a single game since 2013.
- LA Tech's 49 points are the ninth most the Bulldogs have ever scored in a CUSA game (most since 2019).
- The Bulldog defense scored two touchdowns. It marked the first time since 2016 that LA Tech has scored multiple defensive touchdowns in the same season.
- LA Tech registered two interceptions, bringing its season total to five (matching all last season). This is the first time since 2013 that the Bulldogs have registered at least one INT in each of the first three games of the season).
- The Bulldog defense allowed just 27 yards on the ground, the fewest in a single game since

2014 at Southern Miss.

- Blake Baker rushed for a game-high 103 yards, becoming just the second quarterback in program history to rush for 100+ yards in a single game.
- John Hoyet Chance made a 55-yard field goal, tied for the third longest in program history.
- Kolbe Fields led the Bulldogs in tackles with 10. It marked the fifth time in his Bulldog career he has recorded double-digit tackles in a single game.

Team Statistics	NM State	LA Tech
First Downs	12	28
Net Yards Rushing	27	353
Net Yards Passing	281	221
Comp. - Att. - Int.	17-33-2	11-20-1
Avg. / Att.	8.5	11.1
Avg. / Comp.	16.5	20.1
TDs	2	2
TOTAL OFFENSE YARDS	308	574
Plays	50	85
Avg. / Play	6.2	6.8
Fumbles - Lost	1-1	0-0
Penalties - Yards	7-75	11-101
PUNTS-YARDS	7-269	4-186
Avg. / Punt	38.4	46.5
Inside 20	1	1
50+ Yards	0	2
Touchbacks	0	1
Fair Catch	2	1
KICKOFFS-YARDS	3-179	9-598
Avg. Yards / Kickoff	59.7	66.4
Touchbacks	0	8
RETURNS		
Punt: Total - Yards - TDs	2--2-0	3-30-0
Punt: Avg. / Return	-1.0	10.0
Kickoff: Total - Yards - TDs	1-19-0	3-41-0
INT: Total - Yards - TDs	1-0-0	2-29-0
Possession Time	24:30	35:30
Sacks: Total - Yards	1-7	1-11
PAT: Total - Made	2-2	5-5
Field Goals: Total - Made	0-2	2-3

Scoring Summary

- 1st 09:50 LAT - Chance, John Hoyet 55 yd field goal
- 1st 05:36 LAT - Mickens, Jalen 40 yd pass from Baker, Blake (Henderson, Drew kick)
- 2nd 14:49 LAT - Burnette, Andrew 11 yd run (Henderson, Drew kick)
- 2nd 10:23 LAT - Jackson, Marlion 42 yd pass from Kukuk, Trey (Henderson, Drew kick)
- 2nd 09:46 NMS - Malone, Brodrick 41 yd pass from Fife, Logan (Hawk, Ryan kick)
- 2nd 01:52 NMS - Johnson III, P.J. 38 yd pass from Fife, Logan (Hawk, Ryan kick)
- 2nd 00:17 LAT - Henderson, Drew 27 yd field goal
- 4th 12:24 LAT - Bradford, Jacob 20 yd fumble recovery (Henderson, Drew kick)
- 4th 09:34 LAT - Baker, Blake 1 yd run (Thevenin, Clay pass), 4 plays, 49 yards
- 4th 09:06 LAT - Wiggins, Omiri 17 yd run (Henderson, Drew kick)

Score by Quarters	1st	2nd	3rd	4th	Total
NM State	0	14	0	0	14
LA Tech	10	17	0	22	49

Stadium: Origin Bank Field at Joe Aillet Stadium

Kickoff Time: 6:32 p.m.

End of Game: 9:59 p.m.

Attendance: 13,235





RUSTON - Louisiana Tech rode a dominant first half and a game-changing defensive score to knock off rival Southern Miss, 30-20, Saturday night inside Origin Bank Field at Joe Aillet Stadium.

LA Tech (3-1) posted all 30 of its points in the first half, building a 20-point lead at the midway point. That was all the scoring the Bulldogs needed as the defense limited USM (2-2) to just two scores in the second stanza to win the renewed rivalry that dates to 1935.

The 'Dogs came out firing in the opening quarter. Following a 3-and-out by the defense, LA Tech marched 74 yards in just two plays to grab the early lead on a one-yard keeper by quarterback Blake Baker. Setting up the easy score was a 73-yard catch-and-run by tight end Eli Finley who was wide open over the middle.

After the Golden Eagles quickly answered, kicker Drew Henderson booted a 24-yard field goal and Omiri Wiggins added a three-yard touchdown run to send the Bulldogs in front, 17-10, after one.

The second quarter proved decisive. Linebacker Kolbe Fields jumped a route and returned an interception 48 yards for a touchdown to give LA Tech a two-score cushion. Just before halftime, Clay Thevenin powered in from a yard out to cap a 14-play, 80-yard drive, sending the Bulldogs into the locker room with a commanding 30-10 lead.

USM controlled much of the second half statistically – finishing with 514 total yards compared to LA Tech's 340 – but the Bulldogs' defense bent without breaking. The Golden Eagles were stuffed on a goal-line stand in the third quarter and managed just a field goal and a late touchdown, never fully erasing the early deficit.

Baker finished an efficient 15-of-21 through the air for 239 yards and 29 yards on the ground. Finley led all receivers with six catches for a career-high 155 yards. Wiggins paced the ground attack with 49 rushing yards.

Defensively, Fields anchored the effort with nine tackles and the pick-six, while Mekhi Mason and Sifa Leota each added seven tackles. The linebacker trio also combined for two tackles-for-loss, three pass breakups, and two quarterback hurries.

GAME NOTES

- With the win, LA Tech now trails in the all-time series with Southern Miss, 18-36. The Bulldogs have won three of the last four meetings.
- LA Tech picked up its 650th win in program history.
- The Bulldogs have won four straight at home (averaging 34.0 points per game) and have outscored their opponents 136-34 in those games.
- LA Tech improved to 8-0 all-time when scoring 30+ points against USM. Each of the last six victories by the Bulldogs has coincided with scoring at least 30 points.
- The Bulldogs scored all 30 points in the first half, the most this season in the stanza.
- Three different Bulldogs rushed for a touchdown for the second straight game – Omiri Wiggins, Blake Baker, and Clay Thevenin.
- The Bulldog defense scored a touchdown for the third time this season (most since 2015).
- Eli Finley registered a game-high and career-high 155 receiving yards. It marked the first time since Dennis Morris (2009) that a Bulldog tight end registered 100+ receiving yards.

- Kolbe Fields posted his second career interception (first pick six). It is the first pick six by a Bulldog linebacker since Trey Baldwin in 2021.
- Opponents are now 0-for-4 on fourth downs against the Bulldogs. Southern Miss failed on two attempts.

Team Statistics	USM	LA Tech
First Downs	29	14
Net Yards Rushing	122	101
Net Yards Passing	392	238
Comp. - Att. - Int.	28-47-1	15-21-0
Avg. / Att.	8.3	11.3
Avg. / Comp.	14.0	15.9
TDs	2	0
TOTAL OFFENSE YARDS	514	339
Plays	82	59
Avg. / Play	6.3	5.7
Fumbles - Lost	0-0	0-0
Penalties - Yards	8-54	8-76
PUNTS-YARDS	5-226	8-398
Avg. / Punt	45.2	49.8
Inside 20	0	4
50+ Yards	2	5
Touchbacks	0	1
Fair Catch	0	2
KICKOFFS-YARDS	4-256	6-390
Avg. Yards / Kickoff	64.0	65.0
Touchbacks	2	6
RETURNS		
Punt: Total - Yards - TDs	1-4-0	3-33-0
Punt: Avg. / Return	4.0	11.0
Kickoff: Total - Yards - TDs	0-0-0	1-28-0
INT: Total - Yards - TDs	0-0-0	1-48-1
Possession Time	32:36	27:24
Sacks: Total - Yards	2-9	1-4
PAT: Total - Made	2-2	3-4
Field Goals: Total - Made	2-3	1-1

Scoring Summary

- 1st 13:43 LAT - Baker,Blake 1 yd run (Henderson,Drew kick)
- 1st 12:15 USM - Heath,Kyirin 30 yd pass from Braxton,Braylon (Harradine,Reed kick)
- 1st 08:10 LAT - Henderson,Drew 24 yd field goal
- 1st 03:29USM - Harradine,Reed 38 yd field goal
- 1st 00:46 LAT - Wiggins,Omiri 3 yd run (Henderson,Drew kick)
- 2nd 14:01 LAT - Fields,Kolbe 48 yd interception
- 2nd 00:23LAT - Thevenin,Clay 1 yd run (Henderson,Drew kick)
- 3rd 00:58 USM - Harradine,Reed 30 yd field goal
- 4th 00:22 USM - Dalton,Davis 34 yd pass from Braxton,Braylon (Wilbanks,Creighton kick)

Score by Quarters	1st	2nd	3rd	4th	Total
Southern Miss	10	0	3	7	20
LA Tech	17	13	0	0	30

Stadium: Origin Bank Field at Joe Aillet Stadium
 Kickoff Time: 6:32 p.m.
 End of Game: 10:10 p.m.
 Attendance: 17,108





EL PASO, Texas -Louisiana Tech used a dominant defensive effort and two interception returns for touchdowns to defeat UTEP 30-11 on Saturday night at the Sun Bowl.

LA Tech (4-1, 2-0 CUSA) was able to overcome four turnovers (came into the game with only one this season) by picking off UTEP (1-4, 0-1 CUSA) quarterbacks five times, scoring twice to stay perfect in league play.

LA Tech struck first midway through the opening quarter as Blake Baker connected with Marques Singleton Jr. on a 5-yard touchdown pass to cap a 10-play, 60-yard drive, giving the Bulldogs a 7-0 lead at the 6:14 mark of the first quarter. This TD was set up by an interception by Sifa Leota followed a tipped ball from Mekhi Mason.

After a scoreless second quarter, LA Tech stretched the margin to double digits late in the third. Following a Miner turnover, Drew Henderson drilled a 37-yard field goal to make it 10-0 with 5:47 to play in the third period.

UTEP finally got on the board early in the fourth quarter on a 38-yard field goal from Tanner Cragun, trimming the deficit to 10-3 at the 14:55 mark.

But the Bulldogs' defense immediately took control. Less than five minutes later, Jakari Foster stepped in front of a pass and sprinted 67 yards up the sideline for a pick-six, pushing the lead to 17-3 with 10:22 remaining.

LA Tech extended the advantage on its next possession, grinding out a 42-yard march that ended with Clay Thevenin's 4-yard touchdown run, making it 24-3 with 4:58 left.

UTEP answered quickly when Skyler Locklear hit Wondame Davis Jr. for a 35-yard touchdown, followed by a successful two-point conversion pass to Josh Schuchts, cutting the score to 24-11 at the 3:34 mark.

But any hopes of a Miner comeback were dashed just two plays later. Alonzo Jackson Jr. skied in the air for the ball and returned an interception 23 yards to the end zone, diving across the goal line to seal the 30-11 victory.

Behind the two defensive touchdowns and five total interceptions, LA Tech's defense controlled the game, holding UTEP to just 145 passing yards and one score through the air. Baker finished 18-of-26 for 137 yards and a touchdown, while Singleton led the Bulldogs with five receptions.

GAME NOTES

- With the win, LA Tech now owns an 18-3-1 advantage in the series versus UTEP. The Bulldogs have won 12 of the last 13 meetings against the Miners.
- LA Tech improved to 9-1 all-time against UTEP at the Sun Bowl.
- LA Tech is now 4-1 on the season (first time since 2019).
- This marks the fifth time the Bulldogs have started 2-0 in CUSA play.
- The Bulldogs have allowed 11 or fewer points in three straight meetings against the Miners (just three total touchdowns).
- LA Tech shutout UTEP in the first half, marking the first time the Miners have not scored in the first half at home since 2017.
- The LA Tech defense recorded a season-high five turnovers, the most in a single game since 2022 against Middle Tennessee. It was the most by the Bulldogs in a road game since 2012 at

Illinois. All five were interceptions, the most in a single game by LA Tech since 2007 against Central Arkansas.

- It marked the first time that LA Tech recorded two pick-sixes in the same game since the 2017 Frisco Bowl against SMU.

- The nine combined turnovers are the most in a single game since 2012 at Illinois.

- The Bulldogs recorded two defensive touchdowns, bringing their season total to five through five games. That is already the most since the 2019 season.

- This was LA Tech's first win when committing at least four turnovers since the 2024 season opener against Nicholls (had five that game).

Team Statistics	LA Tech	UTEP
First Downs	16	15
Net Yards Rushing	95	126
Net Yards Passing	137	147
Comp. - Att. - Int.	18-26-1	22-44-5
Avg. / Att.	5.3	3.3
Avg. / Comp.	7.6	6.7
TDs	1	1
TOTAL OFFENSE YARDS	232	273
Plays	68	73
Avg. / Play	3.4	3.7
Fumbles - Lost	3-3	1-0
Penalties - Yards	5-49	5-50
PUNTS-YARDS	6-295	5-193
Avg. / Punt	49.2	38.6
Inside 20	2	1
50+ Yards	2	1
Touchbacks	1	2
Fair Catch	2	1
KICKOFFS-YARDS	6-390	2-127
Avg. Yards / Kickoff	65.0	63.5
Touchbacks	6	1
RETURNS		
Punt: Total - Yards - TDs	2--1-0	2-13-0
Punt: Avg. / Return	-.05	6.5
Kickoff: Total - Yards - TDs	1-27-0	0-0-0
INT: Total - Yards - TDs	5-87-2	1-0-0
Possession Time	32:15	27:45
Sacks: Total - Yards	0-0	5-42
PAT: Total - Made	3-3	0-0
Field Goals: Total - Made	1-1	1-2

Scoring Summary

1st 06:14LAT - Singleton Jr.,Marques 5 yd pass from Baker,Blake (Henderson,Drew kick)

3rd 05:47LAT - Henderson,Drew 37 yd field goal

4th 14:55TEP - Cragun,Tanner 38 yd field

4th 10:22LAT - Foster,Jakari 67 yd interception (Henderson,Drew kick)

4th 04:58 LAT - Thevenin,Clay 4 yd run (Henderson,Drew kick)

4th 03:34TEP - Davis Jr.,Wondame 35 yd pass from Locklear,Skyler (Schuchts,Josh pass)

4th 01:44LAT - Jackson Jr.,Alonzo 23 yd interception (Two point try failed)

Score by Quarters	1st	2nd	3rd	4th	Total
LA Tech	7	0	3	20	30
UTEP	0	0	0	11	11





KENNESAW, Ga. - Louisiana Tech jumped out to a strong start Thursday night, but turnovers proved costly in a 35-7 setback at Kennesaw State inside Walens Family Field at Fifth Third Stadium.

LA Tech (4-2, 2-1 CUSA) looked sharp early, getting a 3-and-out by the defense on the opening drive faced and then marching 70 yards on their opening possession and capping it with a one-yard touchdown run by Omiri Wiggins to take a 7-0 lead.

The defense forced punts on each of the Owls' first three series, holding Kennesaw State (4-2, 2-0 CUSA) to just 34 yards in the opening quarter.

Momentum shifted in the second quarter when starting quarterback Blake Baker left the game with an injury. Already without CUSA Preseason Defensive Player of the Year and star linebacker Kolbe Fields, LA Tech saw its depth tested on both sides of the ball. KSU took advantage, scoring 14 unanswered points before halftime – one being a 15-play, 92-yard drive for a touchdown and the other coming just one play after an interception thrown by Trey Kukuk.

The Owls stretched the margin with three second-half touchdown passes from Dexter Williams II, who finished 27-of-36 for 290 yards and four scores. Kennesaw State ended up outscoring LA Tech 28-0 after the opening period.

The Bulldog defense, which had forced at least one turnover in every game this season (13 total), was unable to come up with a takeaway. Meanwhile, two Bulldog interceptions were directly converted into 14 Owl points.

Evan Bullock, who made 10 starts for the Bulldogs last season, saw his first action at quarterback this season, going 11-of-21 for 112 yards. Wiggins paced the rushing attack with 67 yards and the team's lone touchdown, while Marlion Jackson led all LA Tech receivers with 49 yards. Defensively, Jacob Fields registered a team-high nine tackles.

GAME NOTES

- With the loss, the series between Louisiana Tech and Kennesaw State is now tied, 1-1.
- LA Tech shutout KSU in the first quarter, marking the fourth time this season (out of six games) they have now allowed their opponent to score in the first stanza. The Bulldogs have only surrendered 17 total points in the first quarter.
- The LA Tech defense tallied five tackles-for-loss. They have not had at least five TFLs in five of the six games this season.
- This marked the first time this season the Bulldog defense was not able to create a takeaway.
- This was also the first time this season that LA Tech did not win the turnover battle.
- Evan Bullock saw his first action at quarterback this season, going 11-of-21 for 112 yards.
- O'Miri Wiggins registered his third rushing touchdown of the season. He had a team-high 14 carries, marking the third time in the last four games with 10+ rushing attempts. His 67 rushing yards was one shy of tying his season high.
- Marlion Jackson had three receptions for a second straight game, posting a season-high 49 receiving yards.
- Jacob Fields recorded a team-high and season-high nine tackles. He was one shy of tying his career high of 10 which he set in the Independence Bowl against Army last season.
- John Hoyet Chance had three punts downed inside the 20, giving him 17 such punts this season. He also had two go for 50+ yards, including a 67-yarder (second longest of the season), giving him 16 total for the year. He has recorded a punt of 60+ yards in each of the last three

games.

Team Statistics	LA Tech	Kennesaw
First Downs	21	22
Net Yards Rushing	136	110
Net Yards Passing	169	290
Comp. - Att. - Int.	18-35-2	27-36-0
Avg. / Att.	4.8	8.1
Avg. / Comp.	9.4	10.7
TDs	0	4
TOTAL OFFENSE YARDS	305	400
Plays	75	63
Avg. / Play	4.1	6.3
Fumbles - Lost	0-0	1-0
Penalties - Yards	6-57	7-52
PUNTS-YARDS	6-291	5-231
Avg. / Punt	48.5	46.2
Inside 20	3	0
50+ Yards	3	2
Touchbacks	0	1
Fair Catch	1	3
KICKOFFS-YARDS	2-128	6-381
Avg. Yards / Kickoff	64.0	63.5
Touchbacks	1	2
RETURNS		
Punt: Total - Yards - TDs	1-6-0	3-19-0
Punt: Avg. / Return	6.0	6.3
Kickoff: Total - Yards - TDs	4-74-0	1-10-0
INT: Total - Yards - TDs	0-0-0	2-29-0
Possession Time	29:09	30:51
Sacks: Total - Yards	1-5	3-17
PAT: Total - Made	1-1	5-5
Field Goals: Total - Made	0-0	0-1

Scoring Summary

- 1st 07:12LAT - Wiggins,Omiri 1 yd run (Henderson,Drew kick)
- 2nd 08:03KSU - Coppock,Clayton 6 yd pass from Williams II,Dexter (Williams,Britton kick)
- 2nd 06:15KSU - Benyard,Gabriel 9 yd run (Williams,Britton kick)
- 3rd 09:19KSU - Jackson,Jordan 29 yd pass from Williams II,Dexter (Williams,Britton kick)
- 4th 13:32KSU - Ravare,Lyndon 7 yd pass from Williams II,Dexter (Williams,Britton kick)
- 4th 04:45KSU - Bennett,Coleman 50 yd pass from Williams II,Dexter (Williams,Britton kick)

Score by Quarters	1st	2nd	3rd	4th	Total
LA Tech	7	0	0	0	7
Kennesaw	0	14	7	14	35

Stadium: Walens Family Field at Fifth Third Stadium

Kickoff Time: 7:02 p.m.

End of Game: 10:22 p.m.

Attendance: 9,585



OFFENSE STARTERS

OPPONENT	LT	LG	C	RG	RT	TE/OL/WR	WR/TE	WRTE	WR	RB/WR	QB
Southeastern	Christman	Cole	Nelson	Brackins III	Bannister	Smith III	Finley	Singleton Jr.	Benedix	Wiggins	Kukuk
at LSU	Christman	Cole	Brackins	Denis	Bannister	Finley	Latulas	Singleton Jr.	Gandy	Wiggins	Kukuk
New Mexico State	Christman	Cole	Nelson	Denis	Bannister	Jackson	Latulas	Singleton Jr.	Gandy	Robertson	Baker
Southern Miss	Christman	Cole	Nelson	Denis	Bannister	Finley	Jackson	Singleton Jr.	Gandy	Wiggins	Baker
at UTEP	Christman	Cole	Nelson	Brackins III	Bannister	Finley	Jackson	Singleton Jr.	Gandy	Latulas	Baker
at Kennesaw State	Christman	Cole	Nelson	Brackins III	Bannister	Finley	Jackson	Singleton Jr.	Gandy	Thevenin	Baker
WKU											
Sam Houston											
at Delaware											
at Washington State											
Liberty											
at Missouri State											

DEFENSE STARTERS

OPPONENT	DE	NT	DE	LB	LB	LB	CB	S	S	S	CB
Southeastern	Oguns	Nason	Rouyea	Mason	Leota	K. Fields	Woods	Richard	Foster	J. Fields	Shelby Jr.
at LSU	Oguns	Nason	Rouyea	Mason	Leota	K. Fields	Woods	Richard	Foster	J. Fields	Shelby Jr.
New Mexico State	Oguns	Nason	Madkins	Mason	Leota	K. Fields	Woods	Richard	Foster	J. Fields	Shelby Jr.
Southern Miss	Oguns	Nason	Madkins	Mason	Leota	K. Fields	Butler	Richard	Foster	J. Fields	Shelby Jr.
at UTEP	Oguns	Nason	Madkins	Mason	Leota	K. Fields	Butler	Richard	Foster	J. Fields	Shelby Jr.
at Kennesaw State	Oguns	Nason	Madkins	Jackson Jr.	Leota	Hill	Woods	Richard	Foster	J. Fields	Shelby Jr.
WKU											
Sam Houston											
at Delaware											
at Washington State											
Liberty											
at Missouri State											

