



# LOUISIANA TECH

## 2023-24 BULLDOG BASKETBALL

### GAMEDAY INFO

**DATE/TIME:** Saturday, Jan. 20 | 4 p.m. CT  
**LOCATION:** Pete Mathews Coliseum (Jacksonville, Ala.)  
**SERIES HISTORY:** First Meeting  
**STREAK:** N/A  
**LAST MEETING:** N/A  
**MEDIA:** ESPN+  
**TALENT:** Mickey Shadrix (pxp), Ray Hammett (analyst)  
**RADIO:** LA Tech Sports Network | LA Tech Athletics app  
**TALENT:** Malcolm Butler (pxp)  
**STATS:** LATechSports.com/Stats

### 2023-24 SCHEDULE

Overall: 12-6 | CUSA: 2-1 | H: 9-0 | A: 3-6 | N: 0-0

NOVEMBER	MEDIA	W/L	SCORE
6 at Colorado State	MWN	L	73-81
13 LYON COLLEGE	ESPN+	W	100-43
16 at ULM	ESPN+	W	73-63
21 SOUTHERN UTAH <sup>^</sup>	ESPN+	W	67-53
22 MCNEESE STATE <sup>^</sup>	ESPN+	W	71-62
25 DILLARD	ESPN+	W	105-65
29 at New Mexico	MWN	L	65-74

DECEMBER	MEDIA	W/L	SCORE
2 NICHOLLS	ESPN+	W	68-55
5 at Stephen F. Austin	ESPN+	W	56-49
9 UL-LAFAYETTE	ESPN+	W	72-67
12 SOUTHEASTERN	ESPN+	W	89-60
16 at Saint Louis	ESPN+	L	74-75
20 at Seattle U	ESPN+	L	73-79 <sup>OT</sup>
30 at Grand Canyon	ESPN+	L	70-73

JANUARY	MEDIA	W/L	SCORE
3 DALLAS CHRISTIAN	ESPN+	W	96-55
6 at Sam Houston*	ESPN+	L	77-81
11 at Middle Tennessee*	CBS SN	W	60-52
14 LIBERTY*	ESPN2	W	80-76 <sup>OT</sup>
20 at Jacksonville State*	ESPN+		4 p.m.
25 UTEP*	ESPN+		6 p.m.
27 NEW MEXICO STATE*	ESPN+		2 p.m.

FEBRUARY	MEDIA	W/L	SCORE
1 at FIU*	ESPN+		6 p.m.
7 WKU*	ESPN+		6 p.m.
10 at Liberty*	ESPNU		7 p.m.
15 JACKSONVILLE STATE*	ESPN+		6 p.m.
17 FIU*	ESPN+		2 p.m.
22 at UTEP*	ESPN+		8 p.m.
24 at New Mexico State*	ESPN+		8 p.m.
28 at WKU*	ESPN+		7 p.m.

MARCH	MEDIA	W/L	SCORE
7 SAM HOUSTON*	CBS SN		8 p.m.
9 MIDDLE TENNESSEE*	ESPN+		2 p.m.
12 CUSA Championship\$	----		TBA

All home games CAPS | All times CST and subject to change  
\* Conference USA game  
<sup>^</sup> LA Tech MTE  
<sup>\$</sup> Huntsville, Ala.

### GAME 19 MATCHUP



#### LOUISIANA TECH BULLDOGS (12-6, 2-1 CUSA)

**Head Coach:** Talvin Hester  
**Record at LA Tech:** 27-24 (2nd year)  
**Career Record:** Same  
**Record vs. Jax State:** 0-0

**AP Poll:** NR  
**USA Today Poll:** NR  
**NET Ranking:** 94



#### JACKSONVILLE STATE GAMECOCKS (10-8, 2-1 CUSA)

**Head Coach:** Ray Harper  
**Record at Jax State:** 142-102 (8th year)  
**Career Record:** 478-212 (25th year)  
**Record vs. LA Tech:** 1-1















**AP Poll:** NR  
**USA Today Poll:** NR  
**NET Ranking:** 162

### BULLDOG STORYLINES

- Louisiana Tech is back on the road Saturday as they face Jacksonville State at 4 p.m. inside Pete Mathews Coliseum. The Bulldogs are the only team in CUSA playing three of their first four league games away from home.
- After trailing for much of the game, Louisiana Tech ended up forcing overtime and then gutted out an 80-76 victory over Liberty this past Sunday to improve to 9-0 at home this season. After the Flames shot 51.7 percent from the field and 43.8 percent from deep through the first 20 minutes, the Bulldogs held the visitors to just 35.5 percent shooting and only three triples in the last 25 minutes.
- The Bulldogs registered a season-tying 11 blocks against the Flames. LA Tech leads CUSA and ranks 30th in the country in blocks per game (5.0). **Isaiah Crawford** had seven of them, which was a career high and tied for the seventh most in a single game in program history. **Daniel Batcho** had three blocks, the eighth time this season with at least three in a game.
- **Daniel Batcho** was voted CUSA Player of the Week after leading LA Tech to wins over Middle Tennessee and Liberty. The forward averaged 18.5 points, 11.0 rebounds, and 3.0 blocks per game while shooting 60 percent from the field. Batcho currently ranks top 20 in the country in rebounds per game (10.2) and blocks per game (2.25). He is one of only seven players in the country averaging at least 10 points, 10 rebounds, and two blocks per game.
- **Tahlik Chavez** remained hot, scoring 19 points versus Liberty. He leads the Bulldogs in scoring during league play at 18.0 points per game, shooting 51 percent from the field and 50 percent from three (10-of-20). He ranks second in CUSA in three-point field goal percentage (41.0), having made 48 triples. He has made at least three in each of the last five games.
- **Isaiah Crawford** and **Daniel Batcho** make up arguably the best frontcourt in CUSA. The duo combined for 43 points, 15 rebounds, and 10 blocks against Liberty. They both rank in the top six in the league in points per game, rebounds per game, field goal percentage, and blocks per game, combining for 30.1 points and 16.2 boards per contest as well as 66 blocks.
- **Isaiah Crawford** continues to be one of the best two-way players in college basketball. He is currently the only player in the country with at least 250 points, 100 rebounds, 40 assists, 30 steals, and 30 blocks. Earlier this season, he became the first Bulldog ever with 1,000 career points, 500 career rebounds, 200 career assists, 100 career steals, and 50 career blocks.
- The Bulldogs have been in a ton of close games as of late. Their last six games against Division I opponents have all been decided by single digits while four of the contests have been decided by one possession or went into overtime.

### A LA TECH WIN...

- Would improve the Bulldogs conference record to 3-1. LA Tech has won at least three of its first four CUSA games in five of its 10 seasons in the league.
- Would give the Bulldogs their first ever win over the Gamecocks. Jacksonville State is the fifth opponent this season that LA Tech is facing for the very first time.
- Would give the Bulldogs their fourth road win of the season, which would match their win total on the road from last season.

<b>0</b>		<b>DEVIN REE • So. • G • 6-8 • 180 • Jackson, Miss.</b> <u>MIN</u> <u>PTS</u> <u>RBS</u> <u>ASTS</u> <u>FG%</u> <u>3FG%</u> <u>FT%</u> 13.1 6.4 2.5 0.3 59% 56% 53%	<ul style="list-style-type: none"> <li>Scored career-high 21 points vs. Dillard (11/25), outpacing his 18 against Lyon (11/13)</li> <li>Has knocked down 15 of his 27 three-point attempts</li> <li>Spent freshman season at the University of Louisville</li> <li>Appeared in 16 games for the Cardinals in 2022-23, totaling 14 points and 10 boards</li> <li>Initially signed with LSU before getting released from NLI and signing with UL</li> </ul>
<b>1</b>		<b>TAHLIK CHAVEZ • Gr. • G • 6-2 • 160 • Arlington, Texas</b> <u>MIN</u> <u>PTS</u> <u>RBS</u> <u>ASTS</u> <u>FG%</u> <u>3FG%</u> <u>FT%</u> 28.7 12.6 2.3 1.5 42% 41% 79%	<ul style="list-style-type: none"> <li>Has 334 made three-pointers for his collegiate career</li> <li>Has a team-leading four 20+ scoring performances, netted 20 at Sam Houston (1/6)</li> <li>Scored a season-high 30 points vs. UL-Lafayette (12/9), went 9-of-13 from the field</li> <li>Spent the last two seasons at Charleston Southern</li> <li>Averaged 11.4 points per game at CSU, including seven 20+ scoring performances</li> </ul>
<b>2</b>		<b>DRAVON MANGUM • Gr. • F • 6-8 • 205 • Roxboro, N.C.</b> <u>MIN</u> <u>PTS</u> <u>RBS</u> <u>BLKS</u> <u>FG%</u> <u>3FG%</u> <u>FT%</u> 19.7 5.7 4.3 0.4 36% 26% 77%	<ul style="list-style-type: none"> <li>Has played in a team-high 134 career games, including 50 with the Bulldogs</li> <li>Pulled down 10 rebounds in first two games versus CSU (11/6) and Lyon (11/13)</li> <li>Has tallied 12 double-digit scoring games, including a season-high 15 vs. DCC (1/3)</li> <li>Saw action in 32 games for the Bulldogs last season, making 20 starts at forward</li> <li>Spent three years at Radford and his true freshman year at Charlotte</li> </ul>
<b>3</b>		<b>TYLER HENRY • Gr. • G • 6-4 • 186 • Brooklyn, N.Y.</b> <u>MIN</u> <u>PTS</u> <u>RBS</u> <u>ASTS</u> <u>FG%</u> <u>3FG%</u> <u>FT%</u> 19.2 6.6 2.1 0.6 39% 32% 64%	<ul style="list-style-type: none"> <li>Has scored in double figures in four of the last seven games</li> <li>Scored season-high 15 points at Saint Louis (12/16), hit 4 threes for second time</li> <li>Has made 11 starts, missing games versus Nicholls, DCC due to injury/illness</li> <li>Spent the last three seasons at Southern Indiana in Evansville, Indiana</li> <li>Saw action in 72 career games at USI, making 46 starts</li> </ul>
<b>4</b>		<b>SEAN NEWMAN JR. • R-So. • G • 6-1 • 160 • Los Angeles, Calif.</b> <u>MIN</u> <u>PTS</u> <u>RBS</u> <u>ASTS</u> <u>FG%</u> <u>3FG%</u> <u>FT%</u> 27.8 8.1 3.2 5.2 38% 31% 86%	<ul style="list-style-type: none"> <li>Recorded a season-high nine assists against GCU (12/30) and Dallas Christian (1/3)</li> <li>Dished out 4+ assists in 12 of his 15 games played</li> <li>Missed three games -- Dec. 2-9 -- due to ankle injury</li> <li>Spent the last two seasons at Fullerton College in Fullerton, California</li> <li>Helped Hornets to 32-1 record, winning the 2023 CCCAA state championship</li> </ul>
<b>5</b>		<b>JORDAN TURNER • R-Sr. • G/F • 6-8 • 195 • Houston, Texas</b> <u>MIN</u> <u>PTS</u> <u>RBS</u> <u>ASTS</u> <u>FG%</u> <u>3FG%</u> <u>FT%</u> 9.1 2.8 1.5 0.8 55% 38% 33%	<ul style="list-style-type: none"> <li>Matched his career high with 10 points versus Dillard (11/25), shot 4-of-5 from field</li> <li>Spent the last four seasons at Baylor in Waco, Texas</li> <li>Member of 2021 NCAA National Championship Team with Bears</li> <li>Appeared in 32 career games at BU, averaging 1.5 points and 1.2 boards per game</li> <li>Has a twin brother, Jalyn that plays basketball at Central Oklahoma</li> </ul>
<b>10</b>		<b>BEN PONDER • Jr. • G • 6-3 • 200 • Shreveport, La.</b> <u>MIN</u> <u>PTS</u> <u>RBS</u> <u>ASTS</u> <u>FG%</u> <u>3FG%</u> <u>FT%</u> 3.4 1.0 1.0 0.0 25% 0% ----	<ul style="list-style-type: none"> <li>Scored 2 points in 5 minutes vs. Dillard (11/25), first game action since Dec. 21, 2022</li> <li>Suffered season-ending knee injury last season, suited up for first time vs. SUU (11/21)</li> <li>Has seen action in 11 career games</li> <li>CUSA Academic Medalist and Commissioner's Honor Roll recipient in 2021-22</li> <li>State champion in 200IM in swimming as a sophomore in high school</li> </ul>
<b>11</b>		<b>JAYLIN HENDERSON • Jr. • G • 6-3 • 175 • Wichita, Kan.</b> <u>MIN</u> <u>PTS</u> <u>RBS</u> <u>ASTS</u> <u>FG%</u> <u>3FG%</u> <u>FT%</u> 18.7 5.3 2.2 1.1 40% 30% 71%	<ul style="list-style-type: none"> <li>Made four consecutive starts -- Dec. 2 - Dec. 12</li> <li>Led Bulldogs in scoring in first two games -- 16 at CSU (11/6), 24 vs. Lyon (11/13)</li> <li>Spent three seasons in Liberal, Kansas at Seward County Community College</li> <li>Averaged 10.1 points, 2.7 rebounds, and 1.7 assists in his career with the Saints</li> <li>Started 30 of 31 games last season, averaging 14.5 points per game</li> </ul>
<b>13</b>		<b>DANIEL BATCHO • R-Jr. • F • 6-11 • 235 • Paris, France</b> <u>MIN</u> <u>PTS</u> <u>RBS</u> <u>BLKS</u> <u>FG%</u> <u>3FG%</u> <u>FT%</u> 29.5 14.9 10.2 2.3 57% 0% 64%	<ul style="list-style-type: none"> <li>Has scored in double figures in 14 games, including career-high 24 at SU (12/20)</li> <li>Has seven double-doubles in 16 games played this season</li> <li>Received waiver approval from NCAA on Nov. 14, made Bulldog debut at ULM (11/16)</li> <li>Spent last two seasons at Texas Tech University in Lubbock, Texas</li> <li>Transferred to Texas Tech from Arizona where he redshirted in 2020-21</li> </ul>
<b>14</b>		<b>WILL ALLEN • R-So. • F • 6-7 • 225 • New Orleans, La.</b> <u>MIN</u> <u>PTS</u> <u>RBS</u> <u>BLKS</u> <u>FG%</u> <u>3FG%</u> <u>FT%</u> 8.2 1.5 1.9 0.5 48% 0% 50%	<ul style="list-style-type: none"> <li>Pulled down eight boards in each of first two games vs. CSU (11/6) and Lyon (11/13)</li> <li>One of three Bulldogs to play in all 33 games last season, made 18 starts</li> <li>Had 5+ rebounds eight times last season, including season-high 9 vs. UTS (11/26/22)</li> <li>Redshirted in 2021-22 after suffering a season-ending shoulder injury in preseason</li> <li>Named LSWA Class 5A Most Outstanding Player and LABC 5A Player of the Year</li> </ul>
<b>20</b>		<b>JORDAN CRAWFORD • Fr. • G • 6-3 • 175 • Ruston, La.</b> <u>MIN</u> <u>PTS</u> <u>RBS</u> <u>ASTS</u> <u>FG%</u> <u>3FG%</u> <u>FT%</u> 14.8 3.2 2.8 1.2 39% 44% 55%	<ul style="list-style-type: none"> <li>Made first start of 2023-24 season versus DCC (1/3), dishing out season-high 6 assists</li> <li>Posted season-high 12 points at New Mexico (11/29)</li> <li>Voted to the Conference USA All-Freshman Team last season</li> <li>Recorded a team-high 100 assists, including a 1.4 assist/turnover ratio, last season</li> <li>Won four Class B state championships at nearby Simsboro High School</li> </ul>
<b>21</b>		<b>ALEX VERTUS • Jr. • G • 6-3 • 205 • Coral Springs, Fla.</b> <u>MIN</u> <u>PTS</u> <u>RBS</u> <u>ASTS</u> <u>FG%</u> <u>3FG%</u> <u>FT%</u> 6.1 2.7 1.3 0.3 50% 0% ----	<ul style="list-style-type: none"> <li>Made Bulldog debut vs. Lyon College (11/13), played six minutes</li> <li>Spent sophomore season at Polk State College in Winter Haven, Florida</li> <li>Averaged 6.6 points and ranked second on the team with 34 made three-pointers</li> <li>Spent freshman year at Malcolm X College in Chicago, Illinois</li> <li>Averaged 17.6 points while totaling 61 assists and 53 steals</li> </ul>
<b>22</b>		<b>ISAIAH CRAWFORD • Jr. • F • 6-6 • 220 • Fort Worth, Texas</b> <u>MIN</u> <u>PTS</u> <u>RBS</u> <u>ASTS</u> <u>FG%</u> <u>3FG%</u> <u>FT%</u> 30.8 15.2 6.0 2.4 49% 42% 73%	<ul style="list-style-type: none"> <li>Named Conference USA MBB Preseason Player of the Year</li> <li>Has had 14 20+ scoring performances, scored 24 at ULM (11/16) and at UNM (11/29)</li> <li>Became the 45th member of the 1,000-point club at LA Tech</li> <li>Has overcome two season-ending knee injuries to be a two-time All-CUSA selection</li> <li>Has a 7'1" wing span and a 8'8" standing reach</li> </ul>
<b>34</b>		<b>TERRI MILLER JR. • Jr. • F • 6-8 • 250 • Fresno, Calif.</b> <u>MIN</u> <u>PTS</u> <u>RBS</u> <u>BLKS</u> <u>FG%</u> <u>3FG%</u> <u>FT%</u> 6.9 2.2 1.9 0.2 42% 0% ----	<ul style="list-style-type: none"> <li>Scored a season-high six points in 10 minutes of action at Seattle U (12/20)</li> <li>Played season-high 13 minutes vs. SLU (12/12), posted 4 points and 5 boards</li> <li>After missing first two games due to foot injury, made Bulldog debut at ULM (11/16)</li> <li>Spent the last two seasons at College of the Sequoias in Wasalia, California</li> <li>Helped lead Giants to 27-4 record and a Central Valley Conference regular season title</li> </ul>

## NUMERICAL ROSTER

#	Name	Pos.	Ht.	Wt.	Cl.	Exp.	Hometown (Last School)
0	Devin Ree	G	6-8	180	So.	2nd Year	Jackson, Miss. (Louisville)
1	Tahlik Chavez	G	6-2	160	Gr.	5th Year	Arlington, Texas (Charleston Southern)
2	Dravon Mangum	F	6-8	205	Gr.	6th Year	Roxboro, N.C. (Radford)
3	Tyler Henry	G	6-4	186	Gr.	5th Year	Brooklyn, N.Y. (Southern Indiana)
4	Sean Newman Jr.	G	6-1	160	R-So.	3rd Year	Los Angeles, Calif. (Fullerton College)
5	Jordan Turner	G/F	6-8	195	R-Sr.	5th Year	Houston, Texas (Baylor)
10	Ben Ponder	G	6-3	200	Jr.	3rd Year	Shreveport, La. (Calvary Baptist Academy)
11	Jaylin Henderson	G	6-3	175	Jr.	4th Year	Wichita, Kan. (Seward County CC)
13	Daniel Batcho	F	6-11	235	R-Jr.	4th Year	Paris, France (Texas Tech)
14	Will Allen	F	6-7	225	R-So.	3rd Year	New Orleans, La. (Bonnabel HS)
20	Jordan Crawford	G	6-3	175	So.	2nd Year	Ruston, La. (Simsboro HS)
21	Alex Vertus	G	6-3	205	Jr.	3rd Year	Coral Springs, Fla. (Polk State)
22	Isaiah Crawford	F	6-6	220	Sr.	5th Year	Fort Worth, Texas (North Crowley HS)
34	Terri Miller Jr.	F	6-8	250	Jr.	3rd Year	Fresno, Calif. (College of the Sequoias)

## COACHING & SUPPORT STAFF

Title	Name	Experience	Alma Mater
Head Coach	Talvin Hester	2nd Year	Texas Wesleyan, '03
Assistant Coach	Winston Hines	2nd Year	Stillman College, '08
Assistant Coach	Aaron Smith	2nd Year	Prairie View A&M, '08
Assistant Coach	Darshawn McClellan	2nd Year	Vanderbilt, '11
Assistant Coach	Tim McGraw	2nd Year	John Brown, '80
Assistant Coach	Kavin Gilder-Tilbury	1st Year	Texas State, '17
Director of Operations	Brooke Reed	2nd Year	WKU, '10
Video/Recruiting Coordinator	Austin Joyner	2nd Year	Baylor, '20
Graduate Manager	Travis Spivey	2nd Year	Jarvis Christian, '21
Graduate Manager	Adam Bartley	1st Year	James Madison, '23
Sports Performance Director	Blake Talos	7th Year	Purdue, '14
Communications Director	Kane McGuire	12th Year	Louisiana Tech, '06
Academic Advisor	Shyandrea Glass	2nd Year	Alcorn State, '12
Athletic Trainer	Nathan Lewis	1st Year	West Alabama, '17



**Talvin Hester**  
Head Coach



**Winston Hines**  
Assistant Coach




**Aaron Smith**  
Assistant Coach



**Darshawn McClellan**  
Assistant Coach



**Tim McGraw**  
Assistant Coach



**Kavin Gilder-Tilbury**  
Assistant Coach




**Brooke Reed**  
Director of Operations



**Kane McGuire**  
Communications



**Blake Talos**  
Sports Performance



**Nathan Lewis**  
Athletic Trainer



**Shyandrea Glass**  
Academic Advisor



**Austin Joyner**  
Recruiting & Video Coordinator



**Travis Spivey**  
Graduate Manager



**Adam Bartley**  
Graduate Manager

## BY LOCATION

### CALIFORNIA (2)

Terri Miller Jr.  
Sean Newman Jr.

### FLORIDA (1)

Alex Vertus

### KANSAS (1)

Jaylin Henderson

### LOUISIANA (3)

Will Allen  
Jordan Crawford  
Ben Ponder

### MISSISSIPPI (1)

Devin Ree

### NEW YORK (1)

Tyler Henry

### NORTH CAROLINA (1)

Dravon Mangum

### TEXAS (3)

Tahlik Chavez  
Isaiah Crawford  
Jordan Turner

### OUTSIDE U.S. (1)

Daniel Batcho (France)

## BY CLASS

### SENIORS/GRADUATES (5)

Tahlik Chavez  
Isaiah Crawford  
Tyler Henry  
Dravon Mangum  
Jordan Turner

### JUNIORS (5)

Daniel Batcho  
Jaylin Henderson  
Terri Miller Jr.  
Ben Ponder  
Alex Vertus

### SOPHOMORES (4)

Will Allen  
Jordan Crawford  
Sean Newman Jr.  
Devin Ree

## BY NAME

Tahlik (Tuh-leak) Chavez  
Dravon (dray-vahn) Mangum  
Devin Ree (REE not Ray)  
Daniel Batcho (Bot-cho)

# TALVIN HESTER

## HEAD COACH | 2ND SEASON

Talvin Hester heads into year two as the head coach of the Louisiana Tech men's basketball program. The 19th head coach in program history guided LA Tech to a 15-win season in his first season at the helm, picking up his first ever victory in the season opener against Mississippi College as well as claiming the title of the Samford MTE with wins over Alabama A&M, Tennessee-Southern, and host Samford.

Hester brought 20 years of coaching experience back to Ruston, a place he spent three seasons (2018-21) as an assistant coach with the Bulldogs. He departed for Texas Tech, spending one season as an assistant coach where he helped the third-seeded Red Raiders reach the Sweet 16 of the NCAA Tournament.

While in Lubbock this past season working under new head coach and Associated Press Big 12 Coach of the Year Mark Adams, Texas Tech put together a 27-win season including victories over Montana State and Notre Dame to help the program make its fifth Sweet 16 appearance in program history. TTU, which had five All-Big 12 selections, was ranked as high as No. 9 in the country and reached the Big 12 championship final for just the second time in program history.

During his three successful years at LA Tech under Eric Konkol, Hester helped the Bulldogs register three 20+ winning seasons. The 2020-21 season saw the 'Dogs register a 24-8 overall record while claiming a Conference USA West Division title and a third place finish in the National Invitation Tournament. The team received an at-large berth to play in the NIT for the first time since 2015 and became just the second team in program history to make the Final Four.

In his second season in 2019-20, the Bulldogs registered a 22-8 overall record during the regular slate, but the team did not have a chance at post-season play with the Conference USA and NCAA/NIT Tournaments being canceled due to the public health threat of COVID-19. The 22 wins ended up being the most victories of any Conference USA team and of any Louisiana Division I team. The Bulldogs also recorded a 13-5 league record, finishing in a tie for second place.

In his first year with the 'Dogs, Hester helped the team to 20 victories. Eight of the 20 victories came against teams who also produced 20-win seasons, the most in program history. One of those came in the season opener at Wichita State as the Bulldogs shocked the Shockers, handing them only their fourth loss in their last 76 games at home.

During his two stints at LA Tech, Hester helped coach All-Conference USA selections DaQuan Bracey (First Team), Kenneth Lofton, Jr. (Third Team and C-USA Freshman of the Year), and Isaiah Crawford (Third Team twice) as well as Cobe Williams who was a two-time member of the CUSA All-Defensive Team, and Jordan Crawford who was one of five players chosen to the CUSA All-Freshman Team for the 2022-23 season. Lofton is currently a member of the Memphis Grizzlies, having signed a four-year contract with the NBA squad.

Along with stops at Texas Tech and Louisiana Tech, Hester spent the majority of his coaching career in the south, especially in the Lone Star State. He spent time at Oral Roberts, Houston, Texas State, Stephen F. Austin, San Jose State, Prairie View A&M, Texas College, Texas Wesleyan, and North Lake College during his career.

Hester coached at Oral Roberts (2017-18) with head coach Paul Mills where Hester was instrumental in the recruitment of Kevin Obanor who would help lead the team to the 2021 Sweet 16. He also worked for Kelvin Sampson at Houston from 2014-17, helping turnaround the Cougars program which reached the 2020 Final Four. Hester spent one season as an assistant coach at Texas State (2013-14) and Stephen F. Austin (2012-13). While with the Lumberjacks, the team posted a 27-5 overall record and claimed the Southland Conference regular season title.

His first coaching experience outside the Lone Star State came at San Jose State from 2010-12. In his first year with the Spartans, they earned the program's first postseason bid since 1996 (CBI) and a 17-16, the most wins since the 1980-81 season. He spent five seasons at Prairie View A&M (2005-10) where he was promoted to associate head coach. He helped the Panthers to winning records in both the 2008-09 and 2009-10 season, the first time the program registered back-to-back winning seasons in decades.

Hester began his coaching career in 2002 at North Lake College in Irving, Texas before he spent one year at his alma mater Texas Wesleyan and one at Texas College. His coaching resume also includes a stop with the Texas Rim Rockers of the United States Basketball League as an assistant coaching intern and the Dallas Mustangs AAU team for one season. He was an assistant coach at Texas College in Tyler, Texas for the 2004-05 season before going to Prairie View A&M.



## COACHING TIMELINE

<b>2022-pres.</b>	>> Louisiana Tech Head Coach
<b>2021-22</b>	>> Texas Tech Assistant Coach
<b>2018-21</b>	>> Louisiana Tech Assistant Coach
<b>2017-18</b>	>> Oral Roberts Assistant Coach
<b>2014-17</b>	>> Houston Assistant Coach
<b>2013-14</b>	>> Texas State Assistant Coach
<b>2012-13</b>	>> Stephen F. Austin Assistant Coach
<b>2010-12</b>	>> San Jose State Assistant Coach
<b>2005-10</b>	>> Prairie View A&M Assistant Coach
<b>2004-05</b>	>> Texas College Assistant Coach
<b>2003-04</b>	>> Texas Wesleyan Assistant Coach
<b>2002-03</b>	>> Northlake College Assistant Coach

## PERSONAL INFO

**Born:** July 16, 1978  
**Hometown:** Arlington, Texas  
**Alma Mater:** Texas Wesleyan (2003)  
**Wife:** Jameika  
**Children:** Rhyana



# — THOMAS ASSEMBLY CENTER —

## THE TAC FACTS

**Full Name:** Samuel M. Thomas Assembly Center  
**Nickname:** The TAC  
**Year opened:** 1982  
**Cost:** \$17.5 million  
**Capacity:** 8,000  
**Floor:** Karl Malone Court (installed 2007)  
**Largest Crowd:** 8,825 (Jan. 14, 1984 vs. ULM)  
**First Game:** Dec. 4, 1982 vs. Louisiana-Lafayette  
**Longest Home Winning Streak:** 40 (1982-85)  
**Undefeated Home Seasons:** 7 (last in 2014-15)

## 167-21

Home record since February of 2012 (.888)

## 443-113

All-time record (.797)  
 (Win No. 400 in the TAC took place on Dec. 3, 2020)

## 206-21

All-time non-conference record (.907)  
 (Win No. 200 took place on Nov. 21, 2023)  
 (101-5 since the 2008-09 season)

## 75-16

All-time CUSA record (.824)

## 76-12

Home record since 2018-19 season (.864)

## TAC Yearly Records

Year	Non-Conf. Record	Conf. Record	Overall Record	Average Attn.	
1982-83	6-1	6-0	12-1	3,605	
1983-84	8-0	6-0	14-0	3,663	
1984-85	8-0	6-0	14-0	5,009	
1985-86	6-1	4-2	10-3	3,176	
1986-87	7-1	5-0	12-1	3,269	Southland
1987-88	7-0	5-0	12-0	2,528	
1988-89	6-0	4-1	10-1	3,224	
1989-90	5-0	5-0	10-0	4,006	
1990-91	4-0	5-1	9-1	2,781	ASC
1991-92	5-1	8-0	13-1	2,781	
1992-93	1-1	2-7	3-8	3,352	
1993-94	2-1	0-9	2-10	2,096	
1994-95	3-0	6-3	9-3	1,243	
1995-96	3-0	4-5	7-5	2,816	
1996-97	1-2	6-3	7-5	2,000	
1997-98	2-2	7-2	9-4	1,795	
1998-99	2-0	7-0	9-0	1,852	
1999-00	3-0	7-1	10-1	1,810	
2000-01	4-0	5-3	9-3	2,235	Sun Belt
2001-02	6-0	7-2	13-2	1,903	
2002-03	3-1	6-3	9-4	2,896	
2003-04	4-0	4-5	8-5	2,191	
2004-05	2-0	6-3	8-3	2,323	
2005-06	4-0	6-2	10-2	2,788	
2006-07	1-2	6-2	7-4	2,233	
2007-08	2-3	3-5	5-8	1,316	
2008-09	4-0	4-4	8-4	2,227	
2009-10	6-0	6-2	12-2	2,438	
2010-11	6-0	2-6	8-6	2,168	
2011-12	8-0	3-4	11-4	3,165	
2012-13	5-0	9-0	14-0	3,531	WAC
2013-14	6-1	8-0	14-1	4,186	
2014-15	8-0	9-0	17-0	4,243	
2015-16	8-0	8-1	16-1	3,856	
2016-17	7-1	8-1	15-2	2,942	
2017-18	5-2	6-3	11-5	3,448	
2018-19	7-0	8-1	15-1	2,564	
2019-20	7-0	8-1	15-1	2,639	
2020-21	7-0	8-1	15-1	1,200	
2021-22	7-0	6-3	13-3	2,704	
2022-23	4-1	5-5	9-6	2,493	
2023-24	8-0	1-0	9-0	2,090	CUSA

## QUICK FACTS

### UNIVERSITY

Location .....	Ruston, Louisiana
Founded .....	1894
Enrollment .....	11,612 (as of Fall 2023)
Nickname .....	Bulldogs
School Colors .....	Red and Blue
Conference.....	CUSA
President.....	Dr. Jim Henderson
Athletic Director.....	Dr. Eric A. Wood
SWA .....	Mary Kay Hungate
Faculty Athletic Rep.....	Dr. Donna Thomas
Athletics Website.....	LATechSports.com
Basketball Office Phone .....	(318) 257-5196
Ticket Office Phone.....	(318) 257-3631

### TEAM

2022-23 Record.....	15-18
2022-23 CUSA Record.....	7-13 (t-9th)
Letterwinners R/L.....	5/8
Starters R/L.....	3/2
Newcomers.....	9

### HISTORY

All-Time Record.....	1,455-1,073
First Year of Basketball .....	1926 (96 seasons)
NCAA Tournament Appearances (D1) .....	5
Last NCAA Appearance .....	1991
.....	1st Round vs. Wake Forest
Last Postseason Appearance.....	2021
.....	NIT Final Four vs. Colorado State
All-Time CUSA Record.....	114-64 (10 seasons)
CUSA Tournament Appearances.....	10
CUSA Tournament Record.....	11-9
CUSA Regular Season Championships.....	3

### COMMUNICATIONS

Associate A.D./Communications (MBB).....	Kane McGuire
Cell Phone .....	(318) 548-2161
Office Phone.....	(318) 257-5314
Email.....	kmcguire@latech.edu

### RADIO

Network .....	LA Tech Sports Network
General Manager.....	Brad Pietz
Office Phone.....	(318) 257-5331
Play-by-play.....	Malcolm Butler
Analyst.....	Jack Thigpen



## WE ARE LOUISIANA TECH

We are excited you are covering Louisiana Tech Men’s Basketball this season. In doing so, we ask that you please refer to us by our correct name and abbreviation.

Thanks and go Bulldogs!

**CORRECT >>** Louisiana Tech, LA Tech, Tech, Bulldogs or ‘Dogs

**INCORRECT >>** LT, LTU, La Tech, La. Tech or Dawgs

## A DECADE+ OF WINNING FOR THE DOGS (2012-23)

# 251 OVERALL WINS

THE BULLDOGS HAVE A COMBINED RECORD OF 251-117 WITH NINE OF THE 11 SEASONS PRODUCING 20+ VICTORIES (TIED FOR 25TH MOST WINS IN THE COUNTRY DURING SPAN)

# 154 HOME WINS

THE BULLDOGS ARE 154-21 (88.0%) OVER THE LAST 11 SEASONS, HAVING WON 154 OF THEIR 175 GAMES INSIDE THE THOMAS ASSEMBLY CENTER

# 130 CONFERENCE WINS

COMBINING THEIR LAST SEASON IN THE WAC AND THEIR 10 SEASONS IN CUSA, THE BULLDOGS ARE 130-66 (66.3%) IN LEAGUE GAMES

# 83 CONFERENCE HOME WINS

THE BULLDOGS ARE A COMBINED 83-16 (83.8% IN CONFERENCE GAMES PLAYED INSIDE THE THOMAS ASSEMBLY CENTER IN RUSTON OVER THE LAST 11 SEASONS

# 19 ALL-CONFERENCE SELECTIONS

TEN BULLDOGS HAVE COMBINED FOR 19 ALL-CONFERENCE SELECTIONS OVER THE LAST 11 SEASONS

# 4 CONFERENCE TITLES

THE BULLDOGS HAVE WON FOUR REGULAR SEASON CONFERENCE TITLES (2013 WAC, 2014 C-USA, 2015 C-USA, AND 2021 C-USA WEST)

# ISAIAH CRAWFORD



A couple of sprained ankles, some knee scratches, running into the wall mat to try to save a basketball in an AAU game. That was the extent of Isaiah Crawford's injury history prior to coming to Louisiana Tech in 2019.

Over the last four seasons, Crawford (better known as "Iso") has overcome two separate season-ending knee injuries to be a two-time All-Conference USA selection and this year's CUSA Preseason Player of the Year.

**MAY 10, 2019**  
CRAWFORD SIGNS WITH LOUISIANA TECH

**NOVEMBER 25, 2019**  
CRAWFORD HAS COMING-OUT PARTY AT INDIANA AS A FRESHMAN, REGISTERING 14 POINTS, 5 BOARDS, 3 ASSISTS, AND 2 STEALS

**JANUARY 11, 2020**  
IN MAKING HIS 10TH STRAIGHT START, CRAWFORD TEARS ACL AT UTEP AND IS OUT FOR THE SEASON

**NOVEMBER 27, 2020**  
CRAWFORD RETURNS TO BASKETBALL 321 DAYS LATER IN HOME GAME AGAINST UT ARLINGTON

**MARCH 8, 2021**  
CRAWFORD NAMED THIRD TEAM ALL-CUSA AFTER AVERAGING 11.8 POINTS AND 5.1 REBOUNDS PER GAME TO GO ALONG WITH 57 ASSISTS AND 31 STEALS

**NOVEMBER 15, 2021**  
JUST THREE GAMES INTO THE 2021-22 SEASON, CRAWFORD TEARS HIS ACL IN THE SAME KNEE AND IS OUT FOR THE SEASON, AGAIN

**NOVEMBER 7, 2022**  
AFTER WAITING 357 DAYS THIS TIME AROUND, CRAWFORD RETURNS TO THE COURT IN THE 2022-23 SEASON OPENER

**MARCH 7, 2023**  
CRAWFORD VOTED THIRD TEAM ALL-CUSA AGAIN AFTER AVERAGING 13.7 POINTS AND 5.3 BOARDS PER GAME, PLUS 86 ASSISTS AND 62 STEALS

**OCTOBER 12, 2023**  
CRAWFORD WAS VOTED AS THIS YEAR'S CUSA PRESEASON PLAYER OF THE YEAR BY THE LEAGUE'S HEAD COACHES

**NOVEMBER 13, 2023**  
CRAWFORD BECOMES 45TH MEMBER OF 1,000-POINT CLUB

2023-24 BULLDOG BASKETBALL GAME NOTES



A STORY OF PERSEVERANCE



## BULLDOGS | NATIONAL RANKINGS

See where the Bulldogs rank nationally and in Conference USA (as of Jan. 18).

Team	Stat	CUSA	NCAA
Blocks per game	5.0	1	30
Field goal % defense	39.0	1	15
Fouls per game	15.7	3	94
FT att. per game	23.6	2	30
FTs made per game	16.4	2	44
Rebound margin	6.0	2	46
Def. rebounds pg	27.67	2	51
Off. rebounds pg	12.06	1	87
Rebounds per game	39.72	2	47
Scoring defense	64.6	3	30
Scoring margin	11.4	2	44
3-point FG%	36.3	2	69

Player	Stat	CUSA	NCAA
--------	------	------	------

<b>Daniel Batcho</b>			
Field goal %	56.6	1	53
Double doubles	7	1	26
Blocks	36	1	24
Blocks per game	2.25	1	16
Rebounds	163	1	34
Rebounds per game	10.2	1	10
Defensive rebs. pg	6.06	1	58
Offensive rebs. pg	4.13	1	6
Free throw attempts	103	1	60
Free throws made	66	1	134

**Isaiah Crawford**

Field goal %	49.2	2	147
Points	273	2	185
Steals	36	2	45
Steals per game	2.00	2	58
Blocks	30	2	57
Blocks per game	1.67	2	68

**Tahlik Chavez**

3-point FG attempts	117	5	83
3-pointers made	48	5	55
3-pointers per game	2.67	4	71
3-point FG %	41.0	2	39

**Sean Newman Jr.**

Assist/turnover ratio	2.29	2	98
Assists	78	2	89
Assists per game	5.2	1	41

## RECORD HIGH IN THE NET

When the first NCAA Net rankings came out for the 2023-24 season, LA Tech found itself in uncharted territory.

The Bulldogs ended up being ranked No. 44, their highest ever (previous high was No. 71 back on April 5, 2021).

They have since climbed to as high as No. 35, which happened on three occasions -- Dec. 6, Dec. 8, and Dec. 9.

(The NCAA NET is a ranking metric used to evaluable college basketball teams)

## CLOSE CALL AFTER CLOSE CALL

The Bulldogs are in a stretch where they have played five of their last six games on the road. And in all four road losses, the game came down to the very end.

Having to go on the road to take on Saint Louis, Seattle U, Grand Canyon, and Sam Houston, LA Tech had a chance to win all four but came out on the losing end, falling by a combined 14 points. All six of the 'Dogs losses have been by single digits this season.

at Saint Louis	L, 74-75
at Seattle U	L, 73-79 <sup>OT</sup>
at Grand Canyon	L, 70-73
at Sam Houston	L, 77-81

## TOUGH NON-CON

With the non-conference slate wrapped up, it is clear that the Bulldogs played a very tough non-conference schedule.

LA Tech's NET non-conference strength of schedule currently ranks 83rd in the country, having played three teams this season with a top 50 NET ranking.

Colorado State	23
New Mexico	27
Grand Canyon	42

## ATTITUDE AND EFFORT

LA Tech adapted the phrase "Attitude and Effort" for the 2023-24 season. That saying has certainly applied to the Bulldogs defense.

The team currently ranks 15th in the country in field goal percentage defense, allowing opponents to shoot just 39.0 percent from the field.

Of the 'Dogs 18 opponents, they have held 11 of them to under 40 percent shooting.

Against Stephen F. Austin, LA Tech held the Lumberjacks to just 21.9 percent shooting which was the lowest in at least the last 50 years for the Bulldogs and the second lowest in the country this season against a Division I opponent.

Lyon College	31.3
ULM	36.5
Southern Utah	32.2
Dillard	34.5
New Mexico	37.9
Nicholls	34.0
Stephen F. Austin	21.9
Southeastern	37.7
Seattle U	37.5
Dallas Christian	35.6
Middle Tennessee	38.9

## WINNING THE BOARDS

Rebounding was an issue last season for the Bulldogs. They averaged just 34.70 boards per game, which ranked 190th in the country. Even worse, they averaged just 23.82 defensive rebounds per game, which ranked 253rd in the nation.

This has been rectified this season. LA Tech currently ranks in the top 55 in the country in both rebounds per game (39.72) and defensive rebounds per game (27.67).

The Bulldogs have outrebounded their opponents in 13 of their 18 games. They have also pulled down 40+ boards nine times.

Lyon College	44
Dillard	45
Nicholls	47
Stephen F. Austin	42
UL-Lafayette	42
Southeastern	44
Seattle U	48
Sam Houston	43
Liberty	41

LA Tech is also averaging 12.06 offensive rebounds per game which ranks first in CUSA and 87th in the country. The Bulldogs have pulled down double-digit offensive boards in 14 of their 18 games.

## NO TURNOVERS (IT HAPPENED)

After the dust settled from LA Tech losing a heartbreaker at Saint Louis with the Billikens hitting a buzzer-beating three, you looked at the final stat sheet and saw a zero under turnovers.

The Bulldogs ended up committing zero turnovers in the 40 minutes against SLU. According to CBS Sports, it was just the fourth time since 1996 (and the first time since 2009) that a team had zero turnovers in a single game.

## DRAWING FOULS

The frontcourt of Isaiah Crawford and Daniel Batcho is certainly drawing a lot of attention ... which has resulted in them drawing a lot of fouls.

The tandem has combined to draw 160 fouls this season while having drawn at least five fouls in a game 21 times. In the 16 games they have played together, the duo has been fouled at least five times each in six of them.

McNeese State	Crawford (7)   Batcho (5)
at New Mexico	Crawford (5)   Batcho (5)
at SFA	Crawford (7)   Batcho (8)
UL-Lafayette	Crawford (6)   Batcho (6)
at Seattle U	Crawford (6)   Batcho (8)
Liberty	Crawford (6)   Batcho (5)

**ISAIAH REACHES 1,000 POINTS**

Isaiah Crawford needed just 19 points entering the 2023-24 to become the 45th member of the 1,000-point club at Louisiana Tech. He got that in game two against Lyon College.

The list has grown exponentially over the last decade. After having 34 Bulldogs reach the milestone from the program's first member, George Latham in 1950, all the way until 2013.

Since 2014, there have been 11 new additions to the club and at least one almost every season.

Player	Season	Points
Kenyon McNeail	2013-14	1,147
Cordarius Johnson	2013-14	1,003
Raheem Appleby	2013-14	1,770
Alex Hamilton	2014-15	1,986
Erik McCree	2016-17	1,480
Jacobi Boykins	2017-18	1,393
DaQuan Bracey	2018-19	1,477
Derric Jean	2019-20	1,188
Amorie Archibald	2020-21	1,632
Cobe Williams	2022-23	1,210
<b>Isaiah Crawford</b>	<b>2023-24</b>	<b>1,254</b>

**ISAIAH TAKES YOUR BALL**

If history repeats itself, Isaiah Crawford will make a strong case for adding a new postseason honor to his collection ... and that is being on the CUSA All-Defensive Team.

Last season, he tallied 62 steals, which tied for the sixth most in a single season in program history and tied for the fourth most in CUSA.

He recorded at least four steals in nine games, breaking the program record for most games with four-plus steals in a single season. This season, he has tallied at last four steals in four games.

**155 total steals (101 games)**

1+ steals	42 times
2+ steals	23 times
3+ steals	17 times
4+ steals	13 times
5+ steals	2 times
6+ steals	1 time

He recently had his streak of 14 consecutive games with at least one steal snapped, one shy of tying his personal record of 15. He has recorded at least one steal in 76 of his 101 career games.

**BATCHO MAN**

Bulldogs are naturally good at dogpiles. They had one on on Nov. 14 when the team was informed that transfer Daniel Batcho had his waiver for immediate eligibility approved by the NCAA.

The new Bulldog has been a wrecking ball every since stepping on the court. Through 16 games played, he is averaging a double-double with 14.9 points and 10.2 rebounds.

Date	Opponent	Stats
Nov. 21	vs. SUU	10 points, 12 boards
Nov. 25	vs. Dillard	17 points, 14 boards
Dec. 2	vs. Nicholls	14 points, 15 boards
Dec. 5	at SFA	11 points, 11 boards
Dec. 16	at SLU	18 points, 13 boards
Dec. 20	at Seattle U	24 points, 16 boards
Jan. 11	at MTSU	16 points, 13 boards

He is currently one of 11 players in the country that is averaging a double-double. If his numbers hold, he would become just the 11th Bulldog in program history to average a double-double for an entire season.

Kenneth Lofton, Jr.	Paul Millsap
Randy White	Karl Malone
Elliot Lawrence	Mike Green
Charlie Bishop	Richard Peek
Ron Futrell	Jackie Moreland

**NEWMAN DISHES**

Bulldog fans are quickly getting to know their new point guard, Sean Newman Jr.

Through 15 games played, the redshirt sophomore has dished out a team-high 78 assists (missed three games due to injury) with his 5.2 assists per game and 2.29 assist/turnover ratio ranking in the top 100 in the country.

Newman Jr. has dished out at least four assists in 12 of his 15 games played. He did so in the first six games of the season, a first since DaQuan Bracey did it through the first six games during the 2017-18 season.

Opponent	Assists
at Colorado State	5
Lyon College	7
ULM	4
Southern Utah	4
McNeese State	7
Dillard	5
Southeastern Louisiana	5
at Saint Louis	5
at Seattle U	7
at Grand Canyon	9
Dallas Christian	9
Liberty	5

**THE FIRST TO DO IT ALL**

Isaiah Crawford has join nearly every statistical club at Louisiana Tech.

- 1,000 career points club (has 1,254)  
Became a member on Nov. 13, 2023
- 500 career rebounds club (has 520)  
Became a member on Jan. 3, 2024
- 200 career assists club (has 216)  
Became a member on Dec. 9, 2023
- 100 career steals club (has 155)  
Became a member on Jan. 28, 2023
- 50 career blocks club (has 77)  
Became a member on Nov. 22, 2023

In doing so, Crawford officially became the first Bulldog in program history with 1,000 points, 500 rebounds, 200 assists, 100 steals, and 50 blocks.

**IMMEDIATE IMPACT FOR FROSH**

Jordan Crawford had only one scholarship offer from a Division I college basketball program ... and that was the home town school of Louisiana Tech.

The true freshman, who won four state championships at nearby Simsboro High School, made an immediate impact for the Bulldogs.

He was one of just three Bulldogs to play in all 33 games, making 22 starts. He ended up being a three-time CUSA Freshman of the Week honoree and a CUSA All-Freshman Team selection after averaging 5.5 points and a team-best 3.0 assists per game (100 total assists). He also had a 1.4 assist/turnover ratio, which ranked sixth in the league.

**DRAVON ENTERS YEAR SIX**

Dravon Mangum, who began his collegiate basketball career in 2018, is back for his second year with the Bulldogs.

He saw action in 32 games last season, making 20 starts. He was one of the best shooters on the team at 37.1 percent from three-point range and 81.4 percent from the foul line.

He certainly brings a wealth of experience to LA Tech, having played in 134 career games and the potential of reaching 1,000 career points (has 923 currently).

2022-present	Louisiana Tech
2019-22	Radford
2018-19	Charlotte

**CHAVEZ = ELITE SHOOTER**

Opponents may want to pay attention to Bulldog newcomer Tahlik Chavez who has a habit of sinking a ton of three-pointers.

He totaled 168 made three-pointers in his two seasons at Charleston Southern.

Prior to seeing limited action in one season at Iona, he played his freshman year at Garden City Community College where he drained 108 three-pointers at a 44.4 percent clip.

**334 career made three-pointers**

1+ made threes	107 times
2+ made threes	87 times
3+ made threes	63 times
4+ made threes	36 times
5+ made threes	22 times
6+ made threes	10 times
7+ made threes	4 times
8+ made threes	2 times
9+ made threes	2 times
10+ made threes	1 time

**DOGS WITH DEGREES**

Over a third of the Bulldog roster has already received their college degrees.

Tyler Henry	BA in Business Administration MBA in Project Management
Dravon Mangum	BA in Communications
Isaiah Crawford	BA in Sociology
Jordan Turner	BA in Kinesiology
Tahlik Chavez	BA in Sociology

**REVAMPED ROSTER**

With only five Bulldogs returning from last season's roster, second-year head coach Talvin Hester dove head first into the transfer portal and the Juco ranks to rebuild his roster.

- Devin Ree (Louisville)
- Tahlik Chavez (Charleston Southern)
- Tyler Henry (Southern Indiana)
- Sean Newman Jr. (Fullerton College)
- Jordan Turner (Baylor)
- Jaylin Henderson (Seward County CC)
- Daniel Batcho (Texas Tech)
- Alex Vertus (Polk State)
- Terri Miller Jr. (College of the Sequoias)

**PACK YOUR BAGS**

The Bulldogs will have be collecting plenty of frequent flyer miles this season, playing all over the country in all four time zones, from Seattle to Phoenix to Miami.

LA Tech will be playing road games in 12 different states, the most since the 2011-12 season.

Washington	Arizona
Colorado	New Mexico
Texas	Missouri
Louisiana	Alabama
Florida	Tennessee
Kentucky	Virginia

**COACHED IN MANY LEAGUES**

With over 20 years of coaching experience, head coach Talvin Hester has seen first hand the talent level of several college basketball conferences. In fact, he has coached in eight different Division I conferences.

Big 12	Texas Tech
Conference USA	Louisiana Tech
Summit League	Oral Roberts
American Athletic	Houston
Sun Belt	Texas State
Southland	Stephen F. Austin
Western Athletic	San Jose State
SWAC	Prairie View A&M

**21.3**

Look up and down the 2023-24 Bulldog roster and there is one thing you will not see ... a freshman. In fact, LA Tech is one of only three known D1 programs in the country to have zero true or redshirt freshmen on its team.

- Louisiana Tech
- Nicholls
- Southern Miss

The average age of the Bulldogs at the start of the season was 21.3 years old with 11 of the 14 players at least 21 years of age (six of the players are at least 22). Dravon Mangum is the oldest Bulldog, born Jan. 4, 2000.

**MTE SUCCESS**

Practically every season, Louisiana Tech plays in a multi-team event (MTEs). And practically every season, the Bulldogs go unbeaten in those events.

This season, the Bulldogs hosted Southern Utah and McNeese State on back-to-back days as part of their 2023-24 multi-team event, defeating both teams.

Over the last decade, the 'Dogs are a combined 33-6 in MTEs.

2012-13	CBE HOF Classic	3-0
2013-14	Gulf Coast Showcase	3-0
2014-15	Coaches vs. Cancer	3-1
2015-16	HOF Invitational	3-1
2016-17	California Bears Classic	3-1
2017-18	Cancun Challenge	4-0
	New Orleans Shootout	2-0
2018-19	Delaware Invitational	0-2
2019-20	Indiana Challenge	3-1
2020-21	Louisiana Tech Classic	2-0
2021-22	Lanky Wells Classic	2-0
2022-23	Samford MTE	3-0
2023-24	Louisiana Tech MTE	2-0
		33-6

**20-PIECE(S)**

LA Tech has grown accustomed to putting together 20-win seasons. The Bulldogs have done so in nine times in the last 11 seasons and 28 times over the course of the program's 96-year history.

<u>Season</u>	<u>Record</u>
2012-13	27-7
2013-14	29-8
2014-15	27-9
2015-16	23-10
2016-17	23-10
2018-19	20-13
2019-20	22-8
2020-21	24-8
2021-22	24-10

**FROM BULLDOG TO PRO DOG**

Kenneth Lofton, Jr. racked up several honors in his two seasons (2020-22) of playing Bully Ball with the Bulldogs.

- Two-time All-Conference USA
- Louisiana Major College Player of the Year
- NABC First Team All-District 11
- CUSA Freshman of the Year

Despite going undrafted, he ended up signing a two-way contract with the Memphis Grizzlies where he made the opening day roster. Then in April of 2023, Junior inked a 4-year contract with Memphis. He proceeded to get his first career start in the NBA in what was the Grizzlies final game of the regular season. In doing so, he made history by becoming the first player in NBA to ever post a 40-point, 10-rebound game in his first career start (had 42 points and 14 boards).

Junior was one of just 17 undrafted rookies to make an NBA opening day roster and became the first Bulldog since Erik McCree (2018 with Utah Jazz) to play in an NBA game.

**HOME WINNING STREAKS**

With the domination at home have come plenty of home winning streaks.

Over the last decade plus, the squad has had seven separate home streaks of at least 10 victories.

18 straight	Jan. 15, 2021 -- Jan. 22, 2022
13 straight	Jan. 30, 2020 -- Jan. 1, 2021
15 straight	Nov. 11, 2018 -- Feb. 23, 2019
11 straight	Jan. 19, 2017 -- Dec. 2, 2017
13 straight	Jan. 9, 2016 -- Dec. 13, 2016
39 straight	Dec. 7, 2013 -- Jan. 2, 2016
19 straight	Feb. 16, 2012 -- Nov. 13, 2013

The Bulldogs also had a home winning streak of 31 against non-conference opponents, which set a new program record. Since the TAC opened in 1982, this is the sixth time the team has put together such a streak of 20 or more.

31 straight	Nov. 11, 2018 -- Dec. 14, 2022
30 straight	Dec. 6, 2008 -- Nov. 13, 2013
27 straight	Dec. 7, 2013 -- Dec. 13, 2016
27 straight	Dec. 5, 1985 -- Nov. 30, 1991

**WINNING STREAKS**

After the Bulldogs extended their winning streak to five with a 105-65 win over Dillard on Nov. 25, it meant they have now registered at least a 5-game winning streak in every season going back to 2009.

<b>2023-24</b>	5 straight	Nov. 13, 2023 -- Nov. 25, 2023
<b>2022-23</b>	5 straight	Nov. 21, 2022 -- Dec. 2, 2022
<b>2021-22</b>	7 straight	Dec. 22, 2021-Jan. 16, 2022
<b>2020-21</b>	6 straight	Feb. 12, 2021-March 11, 2021
<b>2019-20</b>	5 straight	Dec. 14, 2019-Jan. 4, 2020
<b>2018-19</b>	7 straight	Dec. 1, 2018-Dec. 29, 2018
<b>2017-18</b>	5 straight	Nov. 10, 2017-Nov. 22, 2017
<b>2016-17</b>	7 straight	Feb. 2, 2017-Feb. 23, 2017
<b>2015-16</b>	5 straight	Nov. 13, 2015-Nov. 27, 2015
<b>2014-15</b>	6 straight	Nov. 21, 2014-Dec. 6, 2014
<b>2013-14</b>	6 straight	Dec. 29, 2014-Jan. 17, 2015
<b>2012-13</b>	7 straight	Nov. 13, 2013-Dec. 1, 2013
<b>2011-12</b>	7 straight	Dec. 17, 2013-Jan. 16, 2014
<b>2010-11</b>	6 straight	Feb. 22, 2014-March 14, 2014
<b>2009-10</b>	7 straight	Nov. 14, 2012-Nov. 30, 2012
<b>2008-09</b>	18 straight	Dec. 17, 2012-March 2, 2013
<b>2007-08</b>	5 straight	Feb. 16, 2012-March 1, 2012
<b>2006-07</b>	5 straight	Nov. 13, 2010-Nov. 21, 2010
<b>2005-06</b>	5 straight	Nov. 22, 2009-Dec. 5, 2009
<b>2004-05</b>	10 straight	Dec. 12, 2009-Jan. 14, 2010

**ANYTIME, ANYWHERE**

Since 2013, the Bulldogs have beaten six Power 5 teams, including four from the SEC, all on the road with the exception of the neutral site game against the Ole Miss Rebels.

<b>Team</b>	<b>Score</b>	<b>Date</b>
Florida State	71-66	March 19, 2013
Oklahoma	102-98 <sup>OT</sup>	Dec. 30, 2013
Georgia	79-71	March 22, 2014
Texas A&M	84-72	March 23, 2015
Ohio State	82-74	Nov. 24, 2015
Mississippi State	74-67	Dec. 5, 2019
Ole Miss	70-61	March 19, 2021

LA Tech also opened the 2018-19 season winning 71-58 at Wichita State, a team that had won 72 of its previous 75 home games.

**CUSA ALL-DEFENSE**

Since LA Tech joined CUSA in 2013-14, six different Bulldogs have totaled nine All-Defensive Team selections. Since the award started in 2007, LA Tech has the second most selections of any team in CUSA behind only UAB.

- Cobe Williams (2020-21, 2021-22)
- Derric Jean (2019-20)
- Jacobi Boykins (2016-17)
- Alex Hamilton (2015-16)
- Speedy Smith (2013-14, 2014-15)
- Michale Kyser (2013-14, 2014-15)

**ALL-CUSA SELECTIONS APLENTY**

With LA Tech's success in CUSA has brought postseason conference awards. The Bulldogs have totaled 17 All-CUSA selections in their 10 years in the league. There have been a total of 10 Bulldogs receive All-Conference with six of those having multiple selections.

- 2022-23**  
Isaiah Crawford (Third Team)  
Keaston Willis (Honorable Mention)
- 2021-22**  
Kenneth Lofton, Jr. (First Team)  
Cobe Williams (Honorable Mention)
- 2020-21**  
Isaiah Crawford (Third Team)  
Kenneth Lofton, Jr. (Third Team)
- 2019-20**  
DaQuan Bracey (First Team)
- 2018-19**  
-----  
2017-18  
Jacobi Boykins (Third Team)
- 2016-17**  
Erik McCree (First Team)  
Jacobi Boykins (Third Team)
- 2015-16**  
Alex Hamilton (First Team)  
Erik McCree (Second Team)
- 2014-15**  
Speedy Smith (First Team)  
Raheem Appleby (Second Team)  
Alex Hamilton (Second Team)
- 2013-14**  
Speedy Smith (First Team)  
Alex Hamilton (Third Team)

**SPECIALTY AWARDS GALORE**

Not only has LA Tech had 19 All-Conference USA selections since joining the league in 2013-14, they have also had nine specialty awards garnering at least one in every category.

<b>2021</b>	
Eric Konkol	Coach of the Year
Kenneth Lofton, Jr.	Freshman of the Year
<b>2020</b>	
Kalob Ledoux	Sixth Man of the Year
<b>2017</b>	
DaQuan Bracey	Freshman of the Year
<b>2016</b>	
Alex Hamilton	Player of the Year
<b>2015</b>	
Speedy Smith	Player of the Year
Michael White	Coach of the Year
<b>2014</b>	
Speedy Smith	Defensive Player of the Year
Kenyon McNeail	Sixth Man of the Year

**NEW ERA OF CONFERENCE USA**

No Limits On Us.

On July 1, 2023, Conference USA welcomed in four new members to the league -- Sam Houston, Jacksonville State, Liberty, and New Mexico State.

There have now been 32 members in CUSA since the league was formed back in 1995. UTEP is currently the longest member, going into its 19th season. Behind them is Louisiana Tech, Middle Tennessee, and FIU who all joined in 2013 and are getting ready to take part in their 11th season. WKU enters its 10th season as a league member.

More new conference members are slated to join the league in the near future as well. Kennesaw State will join in 2024-25 while Delaware will join in 2025-26.

**100 WINS (AND MORE) IN CUSA**

Louisiana Tech has totaled 115 CUSA victories since joining the league in 2013-14 (10-plus seasons).

The Bulldogs victory over Southern Miss on Jan. 13, 2022 turned out to be their 100th CUSA victory. It took them only 145 games to get there, the second fastest of any team in league history behind only Cincinnati.

Despite only being in the conference for a decade, LA Tech has one of the highest win totals and winning percentages in the history of CUSA.

<b>Team</b>	<b>CUSA Wins (Seasons)</b>
UAB	279 (28)
Memphis	205 (18)
Southern Miss	183 (27)
Charlotte	170 (20)
UTEP	168 (19)
Marshall	141 (17)
Cincinnati	123 (10)
<b>Louisiana Tech</b>	<b>116 (10+)</b>
Tulane	110 (19)
Houston	110 (17)
Middle Tennessee	107 (10)
Rice	101 (18)

<b>Team</b>	<b>CUSA Record (%)</b>
Cincinnati	123-33 (78.8%)
Memphis	205-67 (75.4%)
Old Dominion	102-56 (64.6%)
<b>Louisiana Tech</b>	<b>116-65 (64.1%)</b>
Tulsa	87-55 (61.3%)
Louisville	95-61 (60.9%)
WKU	97-63 (60.6%)
UAB	279-183 (60.4%)
Middle Tennessee	107-71 (60.1%)

**OUR STATE**

Over the last 11 seasons (2012-23), the Bulldogs have the most wins of any Division I team in the state of Louisiana BY FAR.

<b>Team</b>	<b>Total Wins</b>
<b>Louisiana Tech</b>	<b>251</b>
UL-Lafayette	217
LSU	211
Nicholls State	169
Southern	166
Southeastern	154
Northwestern State	152
Tulane	144
New Orleans	144
ULM	142
Grambling State	129
McNeese State	123

**PRO DOGS**

Kenneth Lofton, Jr. is the latest Bulldog to play in the NBA. There are still plenty of other former Bulldogs still playing professionally.

<b>Player</b>	<b>Country</b>
Andrew Gordon	Bulgaria
Amorie Archibald	Hungary
Jaron Johnson	Turkey
Stojan Gjuroski	North Macedonia
Alex Hamilton	Poland
Kenneth Lofton, Jr.	NBA
Jacobi Boykins	Montenegro
DaQuan Bracey	Montenegro
Speedy Smith	Israel
Kyle Gibson	Mexico
Kalob Ledoux	NBA G League
Trevor Gaskins	Brazil
Qiydar Davis	Dominican Republic
Erik McCree	Taiwan
Derric Jean	Iran
Michale Kyser	Spain

**ABOUT THE GAMECOCKS**

Jacksonville State had its six-game winning streak come to an end this past Saturday, falling 80-69 at WKU. The setback was the first for the Gamecocks in league play after opening up CUSA with victories against FIU and Liberty.

The 80 points was the most allowed by Jax State in regulation this season. They currently rank first in CUSA and 12th in the country in scoring defense, allowing just 62.8 points per game. They have allowed 65 points or less in 12 of their 18 games played, partly because of their slow offensive tempo.

The Gamecocks primary scorer is KyKy Tandy who was recently named to the Lou Henson Award midseason Watch List. He is averaging a league-best 19.4 points per game. He has scored 20+ points eight times this season, including in six of his last seven contests. He had a team-high 25 in their recent loss to the Hilltoppers.

Almost half of Tandy's shots come from beyond the arc, having taken 139 three-point attempts. He ranks first in CUSA and top 20 in the country in total threes made (56) and three-pointers made per game (3.11) while shooting 40.3 percent from deep. He has made seven three-pointers in a game three times this season.

**NEW TO CONFERENCE USA**

Jacksonville State enters its first season as a member of Conference USA. The Gamecocks spent the last two seasons in the Atlantic Sun and was a member of the Ohio Valley Conference for 18 seasons (2003-21) prior to that.

**SUCCESS UNDER HARPER**

The Gamecocks are led by veteran head coach Ray Harper. He is in his 25th year as a head coach and his eighth at the helm of Jax State. He has led the Gamecocks to four 20-win seasons and two NCAA Tournament appearances, including one in 2022 when Jax State won the A-Sun regular season title.

LA Tech is familiar with Harper as he was the head coach at WKU from 2011-16 with the last two of those seasons being league foes with the Bulldogs in CUSA with the Hilltoppers.

**SERIES HISTORY**

Series record	First Meeting
In Ruston	N/A
In Jacksonville	N/A
Most LA Tech points	N/A
Most Jax State points	N/A
Biggest LA Tech win	N/A
Biggest Jax State win	N/A
Streak	N/A

**STATS COMPARISON**

Category	LA Tech	Jax State
Points Per Game	76.1	71.6
Opp. Points Per Game	64.6	62.8
Scoring Margin	+11.4	+8.8
Field Goal Pct.	45%	46%
Opp. Field Goal Pct.	39%	41%
3-Point Pct.	36%	34%
Opp. 3-Point Pct.	34%	30%
Free Throw Pct.	70%	72%
FTs Made Per Game	16.4	13.3
Rebounds Per Game	39.7	37.9
Rebounding Margin	+6.0	+6.6
Assists Per Game	13.3	11.5
Turnovers Per Game	12.3	13.6
Turnover Margin	+0.6	-0.3
A/TO Ratio	1.1	0.8
Blocks Per Game	5.0	4.3
Steals Per Game	7.8	6.9

## SINGLE-SEASON BOARDS

Only 18 times in program history has a Bulldog reached 300 rebounds in a single season. Forward Daniel Batcho is currently on pace to do so for the 19th time.

No.	Name	Season	Boards
1.	Jackie Moreland	1958-59	468
2.	Mike Green	1970-71	465
3.	Paul Millsap	2005-06	438
4.	Mike Green	1971-72	413
5.	Mike Green	1972-73	409
6.	Paul Millsap	2003-04	374
7.	Paul Millsap	2004-05	360
8.	Randy White	1987-88	359
9.	Jackie Moreland	1957-58	348
10.	Kenneth Lofton Jr.	2021-22	347
11.	Randy White	1988-89	337
12.	Charlie Bishop	1967-68	335
13.	P.J. Brown	1991-92	308
14.	Charlie Bishop	1968-69	306
15.	Richard Peek	1966-67	304
16.	Elliott Lawrence	1974-75	302
17.	P.J. Brown	1990-91	301
	Jackie Moreland	1959-60	301
18.	Olu Ashaolu	2010-11	300
	<b>Daniel Batcho</b>	<b>2023-24</b>	<b>163</b>

## SINGLE-SEASON ASSISTS

Only 13 times in program history has a Bulldog reached 150 assists in a single season. Point guard Sean Newman Jr. is currently on pace to do so for the 14th time.

No.	Name	Season	Assists
1.	Speedy Smith	2013-14	278
2.	Speedy Smith	2014-15	267
3.	Wayne Smith	1985-86	218
4.	Alex Hamilton	2015-16	205
5.	Kelvin Lewis	1987-88	198
6.	Wayne Smith	1983-84	195
7.	DaQuan Bracey	2016-17	193
8.	Kelvin Lewis	1986-87	186
9.	Wayne Smith	1984-85	173
10.	Brett Guillory	1988-89	172
	Daevon Haskins	2004-05	167
	Daevon Haskins	2005-06	161
	Brett Guillory	1989-90	157
	<b>Sean Newman Jr.</b>	<b>2023-24</b>	<b>78</b>

## SINGLE-SEASON BLOCKS

Only 16 times in program history has a Bulldog eclipsed 50 blocks in a single season. Forward Daniel Batcho and Isaiah Crawford are currently on pace to do so for the 17th/18th time.

No.	Name	Season	Blocks
1.	Michale Kyser	2013-14	109
2.	Michale Kyser	2014-15	102
3.	Michale Kyser	2012-13	92
	Willie Simmons	1984-85	92
5.	P.J. Brown	1990-91	77
6.	Paul Millsap	2005-06	76
7.	P.J. Brown	1991-92	75
	Willie Simmons	1983-84	75
9.	Joniah White	2016-17	71
	Magnum Rolle	2009-10	71
11.	Michale Kyser	2011-12	60
12.	Paul Millsap	2004-05	55
	Willie Simmons	1982-83	55
14.	Paul Millsap	2003-04	52
	Magnum Rolle	2008-09	52
16.	P.J. Brown	1988-89	50
	<b>Daniel Batcho</b>	<b>2023-24</b>	<b>36</b>
	<b>Isaiah Crawford</b>	<b>2023-24</b>	<b>30</b>

## SINGLE-SEASON THREES

Only 10 times in program history has a Bulldog reached 70 made three-pointers in a single season. Guard Tahlik Chavez is currently on pace to do for the 11th time.

No.	Name	Season	Made 3s
1.	Jacobi Boykins	2017-18	98
2.	Keaston Willis	2021-22	93
3.	Jacobi Boykins	2016-17	89
4.	Kenyon McNeail	2013-14	88
5.	Keaston Willis	2022-23	80
6.	Eric Brown	1991-92	77
7.	Kyle Gibson	2008-09	76
8.	Raheem Appleby	2014-15	71
9.	Jamel Guyton	2009-10	70
	Reggie Gibbs	1989-90	70
	<b>Tahlik Chavez</b>	<b>2023-24</b>	<b>48</b>

## SINGLE-SEASON STEALS

Only 24 times in program history has a Bulldog reached 50 steals in a single season. Forward Isaiah Crawford is currently on pace to do so for a second straight season. He recorded 62 steals last season, which ranks tied for sixth all-time.

No.	Name	Season	Steals
1.	Speedy Smith	2013-14	90
2.	Speedy Smith	2014-15	69
	Willie Bland	1984-85	69
4.	Jacobi Boykins	2016-17	65
	Alex Hamilton	2015-16	65
6.	Isaiah Crawford	2022-23	62
	Alex Hamilton	2014-15	62
	Paul Millsap	2005-06	62
9.	Wayne Smith	1985-86	60
10.	Speedy Smith	2012-13	57
	LaMont King	1993-94	57
12.	Jamel Guyton	2009-10	56
	Rennie Bailey	1983-84	56
14.	Daevon Haskins	2004-05	54
	Joe Ivory	1979-80	54
16.	Gerrod Henderson	2001-02	53
	Gerrod Henderson	2000-01	53
	Karl Malone	1982-83	53
19.	Craig Jackson	1998-99	52
	Kelvin Lewis	1986-87	52
	Rennie Bailey	1981-82	52
22.	Donell Allick	2003-04	51
	Courtney Hargraves	1996-97	51
	Doug Annison	1994-95	51
	<b>Isaiah Crawford</b>	<b>2023-24</b>	<b>36</b>

## 1,000 POINTS CLUB

No.	Name	Years Played	Points
1.	Mike Green	1969-73	2,340
2.	Mike McConathy	1973-77	2,033
3.	Alex Hamilton	2012-16	1,986
4.	Randy White	1985-89	1,947
5.	Anthony Dade	1988-92	1,867
6.	Gerrod Henderson	1998-02	1,829
7.	Raheem Appleby	2011-15	1,770
8.	Karl Malone	1982-85	1,716
9.	Paul Millsap	2003-06	1,708
10.	Kyle Gibson	2006-10	1,677
11.	Amorie Archibald	2017-22	1,632
12.	L.V. Norris	1951-55	1,619
13.	Lanky Wells	1973-77	1,608
14.	Billy Wiggins	1952-56	1,566
15.	Dave Simmons	1977-81	1,563
16.	Antonio Meeking	1999-03	1,541
17.	George Corley	1967-71	1,517
18.	Jackie Moreland	1957-60	1,491
19.	Erik McCree	2014-17	1,480
20.	DaQuan Bracey	2016-20	1,477
21.	Lonnie Cooper	1995-99	1,451
22.	Victor King	1975-79	1,420
23.	Jerry Hood	1961-65	1,403
24.	Charlie Bishop	1966-70	1,398
25.	Jacobi Boykins	2014-18	1,393
	Ray Germany	1956-60	1,393
27.	Robert Godbolt	1983-87	1,386
28.	Chester Coker	1951-55	1,334
29.	Joe Abendroth	1960-64	1,298
<b>30.</b>	<b>Isaiah Crawford</b>	<b>2019-pres.</b>	<b>1,254</b>
31.	Derek Smith	1977-00	1,241
32.	P.J. Brown	1989-92	1,228
33.	Cobe Williams	2019-23	1,209
34.	Willie Simmons	1981-85	1,202
35.	Derric Jean	2015-20	1,188
36.	Leon Barmore	1964-67	1,168
37.	Wayne Smith	1982-86	1,149
38.	Kenyon McNeail	2010-14	1,147
39.	Jerry Lovett	1948-52	1,086
40.	George Latham	1946-50	1,080
41.	Cory Dean	2001-05	1,022
42.	Ryan Bond	1993-96	1,014
43.	Olu Ashaolu	2008-11	1,006
44.	Alan Davis	1981-85	1,004
45.	Cordarius Johnson	2010-14	1,003

## 500 REBOUNDS CLUB

No.	Name	Years Played	Boards
1.	Mike Green	1969-73	1,575
2.	Paul Millsap	2003-06	1,172
3.	Jackie Moreland	1957-60	1,117
4.	Charlie Bishop	1966-70	1,115
5.	Randy White	1985-89	1,048
6.	P.J. Brown	1988-92	1,017
7.	Karl Malone	1982-85	859
8.	Elliott Lawrence	1973-77	848
9.	Anthony Dade	1988-92	846
10.	Ray Germany	1955-60	844
11.	Antonio Meeking	1999-03	814
12.	Michale Kyser	2011-15	741
13.	Olu Ashaolu	2008-11	725
14.	Erik McCree	2014-17	720
15.	Lanky Wells	1973-77	674
16.	Robert Godbolt	1983-87	673
	Willie Simmons	1981-85	673
18.	Jerry Hood	1961-65	642
19.	Victor King	1975-79	627
20.	Joe Abendroth	1960-64	597
21.	Kenneth Lofton Jr.	2020-22	588
22.	Ryan Bond	1992-96	553
23.	Richard Peek	1965-67	548
24.	Speedy Smith	2011-15	537
25.	Amorie Archibald	2017-22	527
<b>26.</b>	<b>Isaiah Crawford</b>	<b>2019-pres.</b>	<b>520</b>
27.	Alex Hamilton	2012-16	516
28.	Gerrod Henderson	1998-02	510
29.	JaColby Pemberton	2017-21	503

## 200 ASSISTS CLUB

No.	Name	Years Played	Assists
1.	Speedy Smith	2011-15	858
2.	Wayne Smith	1982-86	712
3.	Lonnie Cooper	1995-99	523
4.	DaQuan Bracey	2016-20	508
5.	Alex Hamilton	2012-16	501
6.	Kelvin Lewis	1984-88	478
7.	Amorie Archibald	2017-22	475
8.	Brett Guillory	1986-90	465
9.	Alan Davis	1981-85	382
10.	Gerrod Henderson	1998-02	367
11.	Emmerson Wafer	1978-82	355
12.	Derric Jean	2015-20	348
13.	Daevon Haskins	2004-06	328
14.	Cobe Williams	2019-23	313
15.	Rennie Bailey	1979-84	272
16.	Byron Newton	1985-89	239
17.	Kyle Gibson	2006-10	234
18.	Kenyon McNeail	2010-14	223
	Lavelle Felton	2001-03	223
20.	Dave Simmons	1977-81	216
	<b>Isaiah Crawford</b>	<b>2019-pres.</b>	<b>216</b>
22.	Donell Allick	2003-05	210
23.	Robert Godbolt	1983-87	209

## 100 STEALS CLUB

No.	Name	Years Played	Steals
1.	Speedy Smith	2011-15	258
2.	Alex Hamilton	2012-16	215
3.	Gerrod Henderson	1998-02	191
4.	Wayne Smith	1982-86	185
5.	Alan Davis	1981-85	173
6.	Derric Jean	2015-20	158
<b>7.</b>	<b>Isaiah Crawford</b>	<b>2019-pres.</b>	<b>155</b>
8.	Lonnie Cooper	1995-99	153
9.	Karl Malone	1982-85	151
10.	Jacobi Boykins	2014-18	145
11.	Kelvin Lewis	1984-88	144
12.	Dave Simmons	1977-81	141
13.	Cobe Williams	2019-23	140
14.	Raheem Appleby	2011-15	138
15.	Amorie Archibald	2017-22	133
16.	Rennie Bailey	1979-84	130
17.	DaQuan Bracey	2016-20	128
	Kenyon McNeail	2010-14	128
19.	LaMont King	1992-95	127
20.	Willie Bland	1984-86	125
21.	Brett Guillory	1986-90	124
	Emmerson Wafer	1978-82	124
23.	Paul Millsap	2003-06	121
24.	Randy White	1985-89	119
25.	Daevon Haskins	2004-06	112
26.	Robert Godbolt	1983-87	106
27.	Jamel Guyton	2008-10	103
28.	P.J. Brown	1988-92	101

## 50 BLOCKS CLUB

No.	Name	Years Played	Blocks
1.	Michale Kyser	2011-15	363
2.	Willie Simmons	1981-85	268
3.	P.J. Brown	1988-92	241
4.	Paul Millsap	2003-06	183
5.	Joniah White	2014-18	124
6.	Magnum Rolle	2008-10	123
7.	Anthony Duruji	2017-19	85
<b>8.</b>	<b>Isaiah Crawford</b>	<b>2019-pres.</b>	<b>77</b>
9.	Kendrick Spruel	1998-00	70
10.	Randy White	1985-89	66
11.	Antonio Meeking	1999-03	63
12.	Karl Malone	1982-85	59
13.	Chad McKenzie	2005-07	57
14.	Kenny Hunter	2020-23	53
15.	Louis Cook	1985-87	51
16.	Jacobi Boykins	2014-18	50
17.	Jy'lan Washington	2015-18	50

## ACTIVE LEADERS

### POINTS

Isaiah Crawford	Senior	1,254
Dravon Mangum	Graduate	332
Daniel Batcho	R-Junior	238
Jordan Crawford	Sophomore	233
Tahlik Chavez	Graduate	227
Sean Newman Jr.	R-Sophomore	121
Will Allen	R-Sophomore	108
Tyler Henry	Graduate	105
Jaylin Henderson	Junior	96
Devin Ree	Sophomore	83
Terri Miller Jr.	Junior	20
Ben Ponder	Junior	19
Jordan Turner	R-Senior	17
Alex Vertus	Junior	8

### REBOUNDS

Isaiah Crawford	Senior	520
Dravon Mangum	Graduate	198
Daniel Batcho	R-Junior	163
Jordan Crawford	Sophomore	125
Will Allen	R-Sophomore	120
Sean Newman Jr.	R-Sophomore	48
Tahlik Chavez	Graduate	42
Jaylin Henderson	Junior	39
Tyler Henry	Graduate	33
Devin Ree	Sophomore	32
Terri Miller Jr.	Junior	17
Jordan Turner	R-Senior	9
Ben Ponder	Junior	6
Alex Vertus	Junior	4

### ASSISTS

Isaiah Crawford	Senior	216
Jordan Crawford	Sophomore	119
Sean Newman Jr.	R-Sophomore	78
Dravon Mangum	Graduate	34
Tahlik Chavez	Graduate	27
Jaylin Henderson	Junior	19
Tyler Henry	Graduate	10
Daniel Batcho	R-Junior	10
Jordan Turner	R-Senior	5
Will Allen	R-Sophomore	5
Terri Miller Jr.	Junior	5
Devin Ree	Sophomore	4
Alex Vertus	Junior	1

### BLOCKS

Isaiah Crawford	Senior	77
Daniel Batcho	R-Junior	36
Dravon Mangum	Graduate	10
Will Allen	R-Sophomore	9
Jaylin Henderson	Junior	3
Jordan Crawford	Sophomore	3
Tahlik Chavez	Graduate	1
Sean Newman Jr.	R-Sophomore	1
Terri Miller Jr.	Junior	1

### STEALS

Isaiah Crawford	Senior	155
Jordan Crawford	Sophomore	47
Dravon Mangum	Graduate	37
Tahlik Chavez	Graduate	17
Jaylin Henderson	Junior	14
Will Allen	R-Sophomore	13
Sean Newman Jr.	R-Sophomore	13
Devin Ree	Sophomore	11
Tyler Henry	Graduate	10
Daniel Batcho	R-Junior	5
Terri Miller Jr.	Junior	2
Jordan Turner	R-Senior	1
Alex Vertus	Junior	1

(career stats at LA Tech)

## 2023-24 TRENDS

### RECORD BREAKDOWN

At Home	9-0
On The Road	3-6
Neutral Site	0-0
White Uniforms	7-0
Blue Uniforms	1-5
Red Uniforms	3-1
Columbia Blue Uniforms	1-0

### HALFTIME/LEADS/OT

Leading at the half	11-1
Tied at the half	0-2
Trailing at the half	1-3
Decided by 5 points or fewer	2-3
Decided by 6-9 points	3-3
Decided by 10+ points	7-0
Leading/Tied with 10:00 left	11-3
Trailing with 10:00 left	1-3
Leading/Tied with 5:00 left	11-2
Trailing with 5:00 left	1-4
Overtime games	1-1

### OFFENSE

Scoring less than 70 points	4-1
Scoring 70-79 points	3-5
Scoring 80-89 points	2-0
Scoring 90+ points	3-0
Shooting 50% or higher	3-1
Shooting 40-49%	6-3
Shooting less than 40%	3-2
Shooting 40% or higher threes	3-3
Shooting 30-39% threes	7-1
Shooting less than 30% threes	2-2
Shooting 80% or higher FTs	0-1
Shooting 70-79% FTs	7-3
Shooting less than 70% FTs	5-2
Opp. scoring less than 70 points	11-0
Opp. scoring 70-79 points	1-4
Opp. scoring 80-89 points	0-2
Opp. scoring 90+ points	0-0
Opp. shooting 50% or higher	0-2
Opp. shooting 40-49%	3-2
Opp. shooting less than 40%	9-2
Opp. shooting 40%+ threes	0-3
Opp. shooting 30-39% threes	6-3
Opp. shooting less than 30% threes	6-0

### BOARDS/TURNOVERS

Outrebounding opponent	9-4
Outrebounded	3-2
Rebounds are even	0-0
Forcing 15+ turnovers	6-0
Forcing less than 15 turnovers	6-6
Committing 15+ turnovers	2-1
Committing less than 15 turnovers	10-5

### ASSISTS/STEALS/BLOCKS

More assists than opponent	10-1
Same/Fewer assists as opponent	2-5
More steals than opponent	6-2
Same/Fewer steals as opponent	6-4
More blocks than opponent	7-3
Same/Fewer blocks as opponent	5-3

## STANDOUT GAMES

### GAMES AS LEADING SCORER

	2023-24	Career
Isaiah Crawford	6	22
Daniel Batcho	6	6
Tahlik Chavez	5	5
Jaylin Henderson	2	2
Devin Ree	1	1

### DOUBLE-FIGURE SCORING

	2023-24	Career
Isaiah Crawford	14	63
Daniel Batcho	13	13
Tahlik Chavez	10	10
Jaylin Henderson	5	5
Tyler Henry	5	5
Sean Newman Jr.	5	5
Devin Ree	3	3
Dravon Mangum	2	12
Jordan Crawford	2	8
Jordan Turner	1	1

### 20-POINT SCORING

	2023-24	Career
Isaiah Crawford	4	14
Tahlik Chavez	4	4
Daniel Batcho	3	3
Jaylin Henderson	1	1
Devin Ree	1	1

### 4+ THREE-POINTERS

	2023-24	Career
Tahlik Chavez	5	5
Tyler Henry	2	2
Devin Ree	1	1

### GAMES AS LEADING REBOUNDER

	2023-24	Career
Daniel Batcho	12	12
Isaiah Crawford	3	21
Dravon Mangum	3	8

### 5+ ASSISTS

	2023-24	Career
Sean Newman Jr.	10	10
Isaiah Crawford	2	8
Jordan Crawford	1	10

### 3+ STEALS

	2023-24	Career
Isaiah Crawford	7	22
Sean Newman Jr.	1	1
Devin Ree	1	1
Jaylin Henderson	1	1

### 3+ BLOCKS

	2023-24	Career
Daniel Batcho	8	8
Isaiah Crawford	4	5
Will Allen	1	1

### DOUBLE-DOUBLES

	2023-24	Career
Daniel Batcho	7	7
Isaiah Crawford	2	2
Dravon Mangum	1	2

(career stats at LA Tech)

## LAST TIME LA TECH...

### 100 Points by a Team:

**LA Tech** 105 vs. *Dillard (Nov. 25, 2023)*

Opponent 102, Centenary (Dec. 18, 1993)

### Win by 30 or More:

**LA Tech** 96-55 vs. *Dallas Christian (Jan. 3, 2024)*

Opponent 86-55, at LSU (Dec. 6, 2020)

### Win by 40 or More:

**LA Tech** 96-55 vs. *Dallas Christian (Jan. 3, 2024)*

Opponent 72-30, #25 Utah State (March 5, 2011)

### Overtime Games:

**OT** 80-76 vs. *Liberty (Jan. 14, 2024)*

2OT 95-88 vs. Jackson State (Dec. 4, 2015)

3OT 56-55 vs. UTPA (Jan. 11, 1996)

### 5 Players with 10 or More Points:

**LA Tech** vs. *Dillard (Nov. 25, 2023)*

Opponent WKU (Jan. 19, 2023)

### 6 Players with 10 or More Points:

**LA Tech** vs. Crowley's Ridge (Dec. 22, 2021)

Opponent Marshall (Feb. 4, 2017)

### 2 Players with 20 or More Points:

**LA Tech** vs. *Liberty (Jan. 14, 2024)*

*Daniel Batcho and Isaiah Crawford*

Opponent Wyoming (Dec. 10, 2022)

### 3 Players with 20 or More Points:

**LA Tech** vs. Alcorn State (Dec. 5, 2016)

*Derric Jean, Jacobi Boykins and Erik McCree*

Opponent Rice (Jan. 5, 2003)

### 2 Players with 30 or More Points:

**LA Tech** at LSU (Dec. 6, 1988)

*Randy White and Byron Newton*

Opponent Stephen F. Austin (Dec. 7, 2018)

### 2 Players with 10 or More Rebounds:

**LA Tech** at *Sam Houston (Jan. 6, 2024)*

*Daniel Batcho and Isaiah Crawford*

Opponent Rice (Feb. 2, 2023)

### 2 Players with Double-Doubles:

**LA Tech** at *Seattle U (Dec. 20, 2023)*

*Daniel Batcho and Isaiah Crawford*

Opponent Middle Tennessee (Feb. 17, 2018)

### 40 or More Made Field Goals:

**LA Tech** 40 vs. Jarvis Christian (Dec. 21, 2022)

Opponent 41, Lamar (Feb. 28, 1993)

### 70 or More Field Goal Attempts:

**LA Tech** 70 at *Seattle U (Dec. 20, 2023)*

Opponent 71, Mississippi Valley State (Nov. 19, 2019)

### 80 or More Field Goal Attempts:

**LA Tech** 94 vs. Central Baptist (Feb. 20, 2013)

Opponent 82, Charlotte (Jan. 9, 2016)

### 50% from the Field:

**LA Tech** 60.3% vs. *Dallas Christian (Jan. 4, 2024)*

**Opponent** 54.0%, *Saint Louis (Dec. 16, 2023)*

### 60% from the Field:

**LA Tech** 60.3% vs. *Dallas Christian (Jan. 4, 2024)*

Opponent 62.2%, Charlotte (Feb. 18, 2022)

### Less than 30% from the field:

**LA Tech** 27.5% at Middle Tennessee (Feb. 25, 2023)

**Opponent** 21.9%, *Stephen F. Austin (Dec. 5, 2023)*

### 10 or More 3-Pointers Made:

**LA Tech** 10 at *Sam Houston (Jan. 6, 2024)*

**Opponent** 10, *Liberty (Jan. 14, 2024)*

### 15 or More 3-Pointers Made:

**LA Tech** 15 vs. UT Southern (Nov. 26, 2022)

Opponent 18, UTSA (Jan. 9, 2020)

### 30 or More 3-Point Attempts:

**LA Tech** 31 vs. *Lyon College (Nov. 13, 2023)*

Opponent 30, Florida Atlantic (Feb. 11, 2023)

### 50% from Three:

**LA Tech** 53.8% vs. *Southeastern (Dec. 12, 2023)*

**Opponent** 55.0%, *Grand Canyon (Dec. 30, 2023)*

### 60% from Three:

**LA Tech** 62.5% at Mississippi State (Dec. 5, 2019)

Opponent 63.6%, UTEP (Jan. 6, 2018)

### 70% from Three:

**LA Tech** 77.8% at Old Dominion (Jan. 14, 2017)

Opponent 75.0%, Saint Louis (Nov. 17, 2006)

### Less than 20% from Three:

**LA Tech** 17.4% at *Seattle U (Dec. 20, 2023)*

**Opponent** 5.6%, *Stephen F. Austin (Dec. 5, 2023)*

### 20 or More Made Free Throws:

**LA Tech** 21 vs. *Liberty (Jan. 14, 2024)*

**Opponent** 22, *Seattle U (Dec. 20, 2023)*

### 30 or More Made Free Throws:

**LA Tech** 37 vs. Jackson State (Dec. 4, 2015)

Opponent 32, WKU (Feb. 27, 2020)

### 5 or Less Made Free Throws:

**LA Tech** 3 at WKU (Feb. 23, 2023)

Opponent 5, UTSA (Jan. 28, 2023)

### 30 or More Free Throw Attempts:

**LA Tech** 37 vs. *UL-Lafayette (Dec. 9, 2023)*

**Opponent** 32, *Stephen F. Austin (Dec. 5, 2023)*

### 40 or More Free Throw Attempts:

**LA Tech** 44 vs. Jackson State (Dec. 4, 2015)

Opponent 40, North Texas (Feb. 6, 2016)

### 100% from the Free Throw Line:

**LA Tech** 7-7 vs. Rice (Jan. 27, 2022)

Opponent 11-11, Rice (Feb. 27, 2021)

### 40 or More Rebounds:

**LA Tech** 41 vs. *Liberty (Jan. 14, 2024)*

**Opponent** 42, *Seattle U (Dec. 20, 2023)*

### 50 or More Rebounds:

**LA Tech** 50 vs. Jarvis Christian (Dec. 21, 2022)

Opponent 51, Alabama (Nov. 9, 2021)

### 15 or More Offensive Rebounds:

**LA Tech** 15 at *Seattle U (Dec. 20, 2023)*

**Opponent** 19, *Stephen F. Austin (Dec. 5, 2023)*

### 20 or More Assists:

**LA Tech** 20 vs. *Dallas Christian (Jan. 4, 2024)*

Opponent 20, Charlotte (Feb. 18, 2023)

### 10 or More Blocks:

**LA Tech** 11 vs. *Liberty (Jan. 14, 2024)*

Opponent 11, Northwestern State (Dec. 5, 2009)

### 10 or More Steals:

**LA Tech** 11 at *Middle Tennessee (Jan. 11, 2024)*

**Opponent** 14, *UL-Lafayette (Dec. 9, 2023)*

### 15 or More Steals:

**LA Tech** 15 vs. *Dillard (Nov. 25, 2023)*

Opponent 15, Houston (Dec. 29, 2009)

### 15 or More Turnovers:

**LA Tech** 16 at *Grand Canyon (Dec. 30, 2023)*

**Opponent** 18, *Middle Tennessee (Jan. 11, 2024)*

### 20 or More Turnovers:

**LA Tech** 21 vs. *UL-Lafayette (Dec. 9, 2023)*

**Opponent** 20, *Dallas Christian (Jan. 4, 2024)*

### 5 or Less Turnovers:

**LA Tech** 0 at *Saint Louis (Dec. 16, 2023)*

Opponent 5, Wyoming (Dec. 10, 2022)

## LAST TIME LA TECH PLAYER...

### **30 or More Points:**

**LA Tech** 30, *Tahlik Chavez vs. UL-Lafayette (Dec. 9, 2023)*  
**Opponent** 33, *Cameron Tyson, Seattle U (Dec. 20, 2023)*

### **40 or More Points:**

LA Tech 40, Karl Malone at Centenary (Dec. 5, 1983)  
Opponent 43, Taveion Hollingsworth, WKU (Feb. 27, 2020)

### **10 or More Made Field Goals:**

LA Tech 11, Kenneth Lofton, Jr. vs. UAB (March 12, 2022)  
Opponent 10, Denver Jones, FIU (March 8, 2023)

### **15 or More Made Field Goals:**

LA Tech 15, Craig Jackson vs. Little Rock (Jan. 13, 1999)  
Opponent 18, Chris Jackson, LSU (Dec. 6, 1988)

### **20 or More Field Goal Attempts:**

**LA Tech** 22, *Isaiah Crawford vs. New Mexico (Nov. 29, 2023)*  
**Opponent** 21, *Zion Young, Southern Utah (Nov. 21, 2023)*

### **25 or More Field Goal Attempts:**

LA Tech 25, Kenneth Lofton, Jr. at Santa Clara (Dec. 4, 2021)  
Opponent 25, Jhivvan Jackson, UTSA (Feb. 16, 2019)

### **80% from the Field (min. 6 attempts):**

**LA Tech** 90.0%, *Daniel Batcho vs. DCC (Jan. 4, 2024)*  
**Opponent** 83.3%, *Terrence Hargrove Jr., Saint Louis (Dec. 16, 2023)*

### **100% from the Field (min. 6 attempts):**

**LA Tech** 6-6, *Isaiah Crawford vs. SUU (Nov. 21, 2023)*  
Opponent 6-6, Aaron Scott, North Texas (March 9, 2023)

### **6 Made 3-Pointers:**

**LA Tech** 6, *Tahlik Chavez vs. Southeastern (Dec. 12, 2023)*  
**Opponent** 6, *Jemarl Baker Jr., New Mexico (Nov. 29, 2023)*

### **7 Made 3-Pointers:**

LA Tech 8, Keaston Willis vs. UTSA (Feb. 19, 2022)  
Opponent 7, Petar Krivokapic, FIU (March 2, 2023)

### **8 or More Made 3-Pointers:**

LA Tech 8, Keaston Willis vs. UTSA (Feb. 19, 2022)  
Opponent 9, Jordan Walker, UAB (Jan. 22, 2022)

### **10 or More 3-Point Attempts:**

**LA Tech** 13, *Tahlik Chavez vs. Nicholls (Dec. 2, 2023)*  
**Opponent** 10, *Kyle Rode, Liberty (Jan. 14, 2024)*

### **15 or More 3-Point Attempts:**

LA Tech 15, Kenyon McNeal at UTSA (Jan. 12, 2013)  
Opponent 15, Jordan Walker, UAB (Jan. 22, 2022)

### **100% from Three (min. 4 attempts):**

LA Tech 4-4, Isaiah Crawford at WKU (Feb. 23, 2023)  
Opponent 4-4, Brett Olson, Denver (March 9, 2013)

### **10 or More Made Free Throws:**

LA Tech 13, Isaiah Crawford at North Texas (Jan. 11, 2023)  
**Opponent** 13, *Cameron Tyson, Seattle U (Dec. 20, 2023)*

### **15 or More Made Free Throws:**

LA Tech 16, Erik McCree vs. Jackson State (Dec. 4, 2015)  
Opponent 17, Taveion Hollingsworth, WKU (Feb. 27, 2020)

### **15 or More Free Throw Attempts:**

LA Tech 15, Isaiah Crawford at North Texas (Jan. 11, 2023)  
Opponent 19, Taveion Hollingsworth, WKU (Feb. 27, 2020)

### **20 or More Free Throw Attempts:**

LA Tech 23, Alex Hamilton vs. MTSU (Jan. 17, 2015)  
Opponent 21, Joe Dumars, McNeese State (Feb. 18, 1984)

### **100% Made Free Throws (min. 10 attempts):**

LA Tech 11-11, Alex Hamilton at WKU (March 5, 2016)  
**Opponent** 13-13, *Cameron Tyson, Seattle U (Dec. 20, 2023)*

### **15 or More Rebounds:**

**LA Tech** 16, *Daniel Batcho at Seattle U (Dec. 20, 2023)*  
Opponent 18, Darius Days, LSU (Dec. 18, 2021)

### **20 or More Rebounds:**

LA Tech 21, Olu Ashaolu at Houston (Dec. 29, 2009)  
Opponent 20, Joseph Uchebo, Charlotte (Jan. 9, 2016)

### **10 or More Assists:**

LA Tech 12, Jordan Crawford vs. Jarvis Christian (Dec. 21, 2022)  
Opponent 10, Ahmad Caver, Old Dominion (Feb. 10, 2018)

### **5 or More Blocks:**

**LA Tech** 7, *Isaiah Crawford vs. Liberty (Jan. 14, 2024)*  
Opponent 6, Jamarion Sharp, WKU (March 10, 2022)

### **5 or More Steals:**

LA Tech 5, Isaiah Crawford vs. North Texas (Jan. 11, 2023)  
Opponent 5, Arturo Dean, FIU (Feb. 9, 2023)

### **Double-Double:**

**Daniel Batcho at Middle Tennessee (Jan. 11, 2024)**

### **Triple-Double:**

Alex Hamilton vs. Rice (Feb. 27, 2016)

### **Two Consecutive 20-Point Games:**

**Tahlik Chavez (Dec. 9, 2023 -- Dec. 12, 2023)**

### **Three Consecutive 20-Point Games:**

Cobe Williams (Jan. 14, 2023 -- Jan. 21, 2023)

### **Four Consecutive 20-Point Games:**

Cobe Williams (Jan. 14, 2023 -- Jan. 26, 2023)

### **Five Consecutive 20-Point Games:**

Paul Millsap (Jan. 7, 2006 -- Jan. 21, 2006)

### **Six Consecutive 20-Point Games:**

Paul Millsap (Jan. 22, 2005 -- Feb. 10, 2005)

### **Two Consecutive 30-Point Games:**

Alex Hamilton (March 3, 2016 -- March 5, 2016)

### **Three Consecutive 10-Rebound Games:**

**Daniel Batcho (Nov. 25, 2023 - Dec. 2, 2023)**

### **Four Consecutive 10-Rebound Games:**

**Daniel Batcho (Nov. 25, 2023 - Dec. 5, 2023)**

### **Five Consecutive 10-Rebound Games:**

Kenneth Lofton, Jr. (Jan. 22, 2022 - Feb. 5, 2022)

### **Two Consecutive Double-Doubles:**

**Daniel Batcho (Dec. 16, 2023 - Dec. 20, 2023)**

### **Three Consecutive Double-Doubles:**

Kenneth Lofton, Jr. (Jan. 22, 2022 - Jan. 29, 2022)

### **Four Consecutive Double-Doubles:**

Kenneth Lofton, Jr. (Jan. 22, 2022 - Feb. 3, 2022)

### **Five Consecutive Double-Doubles:**

Kenneth Lofton, Jr. (Jan. 22, 2022 - Feb. 5, 2022)

### **Two Consecutive 10-Assist Games:**

DaQuan Bracey (Feb. 18, 2017 -- Feb. 23, 2017)

### **Three Consecutive 5-Block Games:**

Michale Kyser (Dec. 2, 2014 -- Dec. 6, 2014)

# HIGH/LOW ANALYSIS

## LA TECH HIGHS

POINTS	105	Dillard (11/25)
	100	Lyon College (11/13)
	96	Dallas Christian (1/3)
FGs MADE	39	Dillard (11/25)
	38	Lyon College (11/13)
FG ATTEMPTS	73	Lyon College (11/13)
	71	Dillard (11/25)
FG%	60.3	Dallas Christian (1/3)
	56.0	at GCU (12/30)
3-PT FGs MADE	14	Southeastern (12/12)
	12	Dillard (11/25)
	12	Lyon College (11/13)
3-PT FG ATTEMPTS	31	Lyon College (11/13)
	27	McNeese (11/22)
3-PT FG%	53.8	Southeastern (12/12)
	46.2	Dillard (11/25)
FTs MADE	24	UL-Lafayette (12/9)
	23	McNeese (11/22)
FT ATTEMPTS	37	UL-Lafayette (12/9)
	36	at SFA (12/5)
FT%	80.0	at Colorado State (11/6)
	79.3	McNeese (11/22)
REBOUNDS	48	at Seattle U (12/20)
	47	Nicholls (12/2)
ASSISTS	23	Lyon College (11/13)
	20	Dallas Christian (1/3)
STEALS	15	Dillard (11/25)
	15	Lyon College (11/13)
	13	Dallas Christian (1/3)
BLOCKS	11	Liberty (1/14)
	11	Dallas Christian (1/3)
	9	at Seattle U (12/20)
TURNOVERS	21	UL-Lafayette (12/9)
	20	at SFA (12/5)
FOULS	24	at SFA (12/5)
	23	at Colorado State (11/6)

## LA TECH LOWS

POINTS	56	at SFA (12/5)
	60	at MTSU (1/11)
	65	at New Mexico (11/29)
FGs MADE	15	at SFA (12/5)
	19	at MTSU (1/11)
	19	McNeese (11/22)
FG ATTEMPTS	40	at SFA (12/5)
	47	McNeese (11/22)
FG%	35.6	at New Mexico (11/29)
	36.5	at MTSU (1/11)
3-PT FGs MADE	3	Southern Utah (11/21)
	4	at Seattle U (12/20)
	4	at SFA (12/5)
3-PT FG ATTEMPTS	12	Southern Utah (11/21)
	13	Liberty (1/14)
3-PT FG%	17.4	at Seattle U (12/20)
	25.0	Southern Utah (11/21)
FTs MADE	8	at GCU (12/30)
	8	at Colorado State (11/6)
	12	Lyon College (11/13)
FT ATTEMPTS	10	at Colorado State (11/6)
	15	at GCU (12/30)
FT%	53.3	at GCU (12/30)
	57.1	Lyon College (11/13)
REBOUNDS	28	at GCU (12/30)
	32	at Saint Louis (12/16)
ASSISTS	6	at SFA (12/5)
	8	at MTSU (1/11)
	8	at New Mexico (11/29)
STEALS	1	Liberty (1/14)
	3	at Sam Houston (1/6)
	3	at Seattle U (12/20)
BLOCKS	1	at GCU (12/30)
	2	Dillard (11/25)
	2	at Colorado State (11/6)
TURNOVERS	0	at Saint Louis (12/16)
	6	Lyon College (11/13)
FOULS	9	at MTSU (1/11)
	9	Dallas Christian (1/3)
	10	Southeastern (12/12)

## OPPONENT HIGHS

POINTS	81	at Sam Houston (1/6)
	81	at Colorado State (11/6)
	79	at Seattle U (12/20)
	76	Liberty (1/14)
FGs MADE	28	at Sam Houston (1/6)
	27	at Saint Louis (12/16)
FG ATTEMPTS	66	at New Mexico (11/29)
	64	at Sam Houston (1/6)
	64	at Seattle U (12/20)
	64	at SFA (12/5)
FG%	54.0	at Saint Louis (12/16)
	51.0	at Colorado State (11/6)
3-PT FGs MADE	11	at GCU (12/30)
	10	Liberty (1/14)
	10	at Saint Louis (12/16)
3-PT FG ATTEMPTS	27	Liberty (1/14)
	26	Southeastern (12/12)
3-PT FG%	55.6	at Saint Louis (12/16)
	55.0	at GCU (12/30)
FTs MADE	23	at Colorado State (11/6)
	22	at Seattle U (12/20)
FT ATTEMPTS	32	at SFA (12/5)
	29	at Seattle U (12/20)
FT%	88.5	at Colorado State (11/6)
	87.5	at GCU (12/30)
REBOUNDS	47	at New Mexico (11/29)
	44	at SFA (12/5)
ASSISTS	19	at Colorado State (11/6)
	18	at Saint Louis (12/16)
STEALS	14	UL-Lafayette (12/9)
	11	at ULM (11/16)
BLOCKS	8	at New Mexico (11/29)
	6	at Seattle U (12/20)
	6	Southeastern (12/12)
	6	Nicholls (12/2)
TURNOVERS	24	Lyon College (11/13)
	20	Dallas Christian (1/3)
FOULS	27	at SFA (12/5)
	26	UL-Lafayette (12/9)

## OPPONENT LOWS

POINTS	43	Lyon College (11/13)
	49	at SFA (12/5)
	52	at MTSU (1/11)
FGs MADE	14	at SFA (12/5)
	15	Lyon College (11/13)
FG ATTEMPTS	48	Lyon College (11/13)
	50	Nicholls (12/2)
FG%	21.9	at SFA (12/5)
	31.3	Lyon College (11/13)
3-PT FGs MADE	1	at SFA (12/5)
	3	Lyon College (11/13)
3-PT FG ATTEMPTS	13	Lyon College (11/13)
	16	at Colorado State (11/6)
3-PT FG%	5.6	at SFA (12/5)
	22.2	at ULM (11/16)
FTs MADE	5	at MTSU (1/11)
	5	Dallas Christian (1/3)
	6	Southeastern (12/12)
	6	McNeese (11/22)
FT ATTEMPTS	7	at MTSU (1/11)
	9	Southeastern (12/12)
	9	McNeese (11/22)
FT%	45.5	Dallas Christian (1/3)
	50.0	Lyon College (11/13)
REBOUNDS	23	at Colorado State (11/6)
	25	UL-Lafayette (12/9)
ASSISTS	3	at SFA (12/5)
	4	at MTSU (1/11)
	4	Dillard (11/25)
STEALS	0	at Saint Louis (12/16)
	3	Lyon College (11/13)
BLOCKS	0	Dallas Christian (1/3)
TURNOVERS	8	at ULM (11/16)
	9	Liberty (1/14)
	9	at New Mexico (11/29)
FOULS	13	Dillard (11/25)
	14	at Colorado State (11/6)

## LA TECH PLAYER HIGHS

POINTS	30	Chavez vs. ULL (12/9)
	24	Batcho at Seattle U (12/20)
	24	I. Crawford at UNM (11/29)
	24	I. Crawford at ULM (11/16)
	24	Henderson vs. Lyon (11/13)
	22	I. Crawford vs. Liberty (1/14)
	22	Batcho vs. DCC (1/3)
	22	Chavez vs. SLU (12/12)
FGs MADE	9	I. Crawford vs. Liberty (1/14)
	9	Batcho vs. DCC (1/3)
	9	Batcho at Seattle U (12/20)
	9	Chavez vs. ULL (12/9)
	9	I. Crawford at UNM (11/29)
	9	I. Crawford vs. Lyon (11/13)
	8	Batcho at MTSU (1/11)
	8	I. Crawford at Seattle U (12/20)
FG ATTEMPTS	22	I. Crawford at UNM (11/29)
	19	I. Crawford at Seattle U (12/20)
	17	I. Crawford vs. Liberty (1/14)
FG% (min. 5 made)	100.0	I. Crawford vs. SUU (11/21)
	90.0	Batcho vs. DCC (1/3)
	83.3	Henderson vs. Dillard (11/25)
3-PT FGs MADE	6	Chavez vs. SLU (12/12)
	5	Chavez vs. Nicholls (12/2)
	5	Ree vs. Lyon (11/13)
3-PT FG ATT.	13	Chavez vs. Nicholls (12/2)
	9	Chavez vs. Lyon (11/13)
	9	Chavez vs. McNeese (11/22)
3-PT FG%	100.0	Chavez vs. Dillard (11/25)
	100.0	Mangum vs. McNeese (11/22)
FTs MADE	8	Batcho at SLU (12/16)
	8	Batcho vs. ULL (12/9)
	8	Chavez vs. ULL (12/9)
	8	I. Crawford at SFA (12/5)
	7	Batcho vs. Liberty (1/14)
	7	I. Crawford at ULM (11/16)
	7	Henderson vs. Lyon (11/13)
FT ATTEMPTS	14	Batcho at SLU (12/16)
	12	Chavez vs. ULL (12/9)
	10	Batcho vs. Liberty (1/14)
	10	Batcho at Seattle U (12/20)
	10	I. Crawford at SFA (12/5)
	10	Batcho at SFA (12/5)
	10	I. Crawford at ULM (11/16)
FT% (100.0)	8-8	Batcho vs. ULL (12/9)
	5-5	Ree vs. Dillard (11/25)
	4-4	Newman vs. Liberty (1/14)
	4-4	Mangum vs. Liberty (1/14)
	4-4	Newman at MTSU (1/11)
	4-4	Newman vs. DCC (1/3)
	4-4	Crawford at SLU (12/16)
	4-4	Batcho vs. Nicholls (12/2)
	4-4	Newman Jr. vs. SUU (11/21)
	4-4	Henderson at ULM (11/16)
REBOUNDS	16	Batcho at Seattle U (12/20)
	15	Batcho vs. Nicholls (12/2)
	14	I. Crawford at Seattle U (12/20)
	14	Batcho vs. Dillard (11/25)
ASSISTS	9	Newman Jr. vs. DCC (1/3)
	9	Newman Jr. at GCU (12/30)
	7	Newman Jr. at Seattle U (12/20)
	7	I. Crawford vs. Nicholls (12/2)
	7	Newman Jr. vs. McNeese (11/22)
	7	Newman Jr. vs. Lyon (11/13)
STEALS	4	I. Crawford at MTSU (1/11)
	4	I. Crawford vs. SLU (12/12)
	4	I. Crawford vs. ULL (12/9)
	4	I. Crawford vs. Dillard (11/25)
BLOCKS	7	I. Crawford vs. Liberty (1/14)
	4	Batcho at SHSU (1/6)
	4	Batcho at Seattle U (12/20)
	4	Batcho at SFA (12/5)
	4	Batcho vs. McNeese (11/22)

## STARTING LINEUPS

Date	Opponent	Guard	Guard	Guard/Forward	Forward	Forward	Result
Nov. 6	at Colorado State	Sean Newman Jr.	Tahlik Chavez	Tyler Henry	Isaiah Crawford	Will Allen	L, 73-81
Nov. 13	LYON COLLEGE	Sean Newman Jr.	Tahlik Chavez	Tyler Henry	Isaiah Crawford	Will Allen	W, 100-43
Nov. 16	at ULM	Sean Newman Jr.	Tahlik Chavez	Tyler Henry	Isaiah Crawford	Daniel Batcho	W, 73-63
Nov. 21	SOUTHERN UTAH	Sean Newman Jr.	Tahlik Chavez	Tyler Henry	Isaiah Crawford	Daniel Batcho	W, 67-53
Nov. 22	MCNEESE STATE	Sean Newman Jr.	Tahlik Chavez	Tyler Henry	Isaiah Crawford	Daniel Batcho	W, 71-62
Nov. 25	DILLARD	Sean Newman Jr.	Tahlik Chavez	Tyler Henry	Isaiah Crawford	Daniel Batcho	W, 105-65
Nov. 29	at New Mexico	Sean Newman Jr.	Tahlik Chavez	Tyler Henry	Isaiah Crawford	Daniel Batcho	L, 65-74
Dec. 2	NICHOLLS	Jaylin Henderson	Tahlik Chavez	Dravon Mangum	Isaiah Crawford	Daniel Batcho	W, 68-55
Dec. 5	at Stephen F. Austin	Jaylin Henderson	Tahlik Chavez	Dravon Mangum	Isaiah Crawford	Daniel Batcho	W, 56-49
Dec. 9	UL-LAFAYETTE	Jaylin Henderson	Tahlik Chavez	Dravon Mangum	Isaiah Crawford	Daniel Batcho	W, 72-67
Dec. 12	SOUTHEASTERN	Jaylin Henderson	Tahlik Chavez	Dravon Mangum	Isaiah Crawford	Daniel Batcho	W, 89-60
Dec. 16	at Saint Louis	Sean Newman Jr.	Tahlik Chavez	Dravon Mangum	Isaiah Crawford	Daniel Batcho	L, 74-75
Dec. 20	at Seattle U	Sean Newman Jr.	Tahlik Chavez	Dravon Mangum	Isaiah Crawford	Daniel Batcho	L, 73-79 <sup>OT</sup>
Dec. 30	at Grand Canyon	Sean Newman Jr.	Tahlik Chavez	Tyler Henry	Isaiah Crawford	Daniel Batcho	L, 70-73
Jan. 3	DALLAS CHRISTIAN	Sean Newman Jr.	Tahlik Chavez	Jordan Crawford	Isaiah Crawford	Daniel Batcho	W, 96-55
Jan. 6	at Sam Houston*	Sean Newman Jr.	Tahlik Chavez	Tyler Henry	Isaiah Crawford	Daniel Batcho	L, 77-81
Jan. 11	at Middle Tennessee*	Sean Newman Jr.	Tahlik Chavez	Tyler Henry	Isaiah Crawford	Daniel Batcho	W, 60-52
Jan. 14	LIBERTY*	Sean Newman Jr.	Tahlik Chavez	Tyler Henry	Isaiah Crawford	Daniel Batcho	W, 80-76 <sup>OT</sup>
Jan. 20	at Jacksonville State*						
Jan. 25	UTEP*						
Jan. 27	NEW MEXICO STATE*						
Feb. 1	at FIU*						
Feb. 7	WKU*						
Feb. 10	at Liberty*						
Feb. 15	JACKSONVILLE STATE*						
Feb. 17	FIU*						
Feb. 22	at UTEP*						
Feb. 24	at New Mexico State*						
Feb. 28	at WKU*						
March 7	SAM HOUSTON*						
March 9	MIDDLE TENNESSEE*						

## STARTING LINEUP RECORDS

LINEUP 1	LINEUP 2	LINEUP 3	LINEUP 4	LINEUP 5
Sean Newman Jr.	Sean Newman Jr.	Jaylin Henderson	Sean Newman Jr.	Sean Newman Jr.
Tahlik Chavez	Tahlik Chavez	Tahlik Chavez	Tahlik Chavez	Tahlik Chavez
Tyler Henry	Tyler Henry	Dravon Mangum	Dravon Mangum	Jordan Crawford
Isaiah Crawford	Isaiah Crawford	Isaiah Crawford	Isaiah Crawford	Isaiah Crawford
Will Allen	Daniel Batcho	Daniel Batcho	Daniel Batcho	Daniel Batcho
1-1	6-3	4-0	0-2	1-0

## LEADS & DEFICITS

Date	Opponent	Largest Lead	Largest Deficit	Time Led	Time Trailed	Time Tied	Result
Nov. 6	at Colorado State	11 (2nd 14:08)	11 (2nd 4:29)	25:41	11:01	3:18	L, 73-81
Nov. 13	LYON COLLEGE	57 (2nd 0:07)	----	38:06	----	1:54	W, 100-43
Nov. 16	at ULM	12 (2nd 9:37)	1 (1st 6:32)	36:53	0:37	2:30	W, 73-63
Nov. 21	SOUTHERN UTAH	19 (2nd 11:24)	2 (1st 19:00)	37:33	0:14	2:13	W, 67-53
Nov. 22	MCNEESE STATE	11 (2nd 12:33)	3 (1st 11:16)	30:42	3:10	6:08	W, 71-62
Nov. 25	DILLARD	44 (2nd 1:54)	----	38:58	----	1:02	W, 105-65
Nov. 29	at New Mexico	5 (1st 17:05)	18 (2nd 10:04)	2:58	35:07	1:55	L, 65-74
Dec. 2	NICHOLLS	17 (2nd 1:44)	1 (1st 17:02)	38:16	0:50	0:54	W, 68-55
Dec. 5	at Stephen F. Austin	13 (2nd 7:17)	4 (1st 19:09)	31:11	6:19	2:30	W, 56-49
Dec. 9	UL-LAFAYETTE	21 (2nd 18:22)	3 (1st 19:34)	34:42	3:44	1:34	W, 72-67
Dec. 12	SOUTHEASTERN	29 (2nd 1:28)	----	39:36	----	0:24	W, 89-60
Dec. 16	at Saint Louis	6 (2nd 0:36)	13 (1st 5:09)	5:32	30:03	4:25	L, 74-75
Dec. 20	at Seattle U	8 (2nd 12:20)	11 (1st 9:47)	15:01	24:27	5:32	L, 73-79 <sup>OT</sup>
Dec. 30	at Grand Canyon	5 (2nd 7:23)	10 (1st 12:16)	9:38	23:55	6:27	L, 70-73
Jan. 3	DALLAS CHRISTIAN	44 (2nd 4:21)	----	39:53	----	0:07	W, 96-55
Jan. 6	at Sam Houston*	5 (2nd 15:13)	10 (1st 7:43)	9:02	26:23	4:35	L, 77-81
Jan. 11	at Middle Tennessee*	10 (2nd 2:26)	3 (1st 3:15)	29:11	6:33	4:16	W, 60-52
Jan. 14	LIBERTY*	4 (1st OT 2:22)	10 (1st 3:19)	5:26	34:36	4:58	W, 80-76 <sup>OT</sup>
Jan. 20	at Jacksonville State*						
Jan. 25	UTEP*						
Jan. 27	NEW MEXICO STATE*						
Feb. 1	at FIU*						
Feb. 7	WKU*						
Feb. 10	at Liberty*						
Feb. 15	JACKSONVILLE STATE*						
Feb. 17	FIU*						
Feb. 22	at UTEP*						
Feb. 24	at New Mexico State*						
Feb. 28	at WKU*						
March 7	SAM HOUSTON*						
March 9	MIDDLE TENNESSEE*						

## GAME-BY-GAME LEADERS

Date	Opponent	Points	Rebounds	Assists
Nov. 6	at Colorado State	Jaylin Henderson (16)	Dravon Mangum (10)	Sean Newman Jr. (5)
Nov. 13	LYON COLLEGE	Jaylin Henderson (24)	Dravon Mangum (10)	Sean Newman Jr. (7)
Nov. 16	at ULM	Isaiah Crawford (24)	Isaiah Crawford (9)	Sean Newman Jr. (4) Tahlik Chavez (4) Jaylin Henderson (4)
Nov. 21	SOUTHERN UTAH	Isaiah Crawford (18)	Daniel Batcho (12)	Sean Newman Jr. (4)
Nov. 22	MCNEESE STATE	Daniel Batcho (17)	Daniel Batcho (8)	Sean Newman Jr. (7)
Nov. 25	DILLARD	Devin Ree (21)	Daniel Batcho (14)	Sean Newman Jr. (5)
Nov. 29	at New Mexico	Isaiah Crawford (24)	Daniel Batcho (12)	Isaiah Crawford (3)
Dec. 2	NICHOLLS	Tahlik Chavez (20)	Daniel Batcho (15)	Isaiah Crawford (7)
Dec. 5	at Stephen F. Austin	Isaiah Crawford (19)	Daniel Batcho (11)	Jaylin Henderson (3)
Dec. 9	UL-LAFAYETTE	Tahlik Chavez (30)	Daniel Batcho (8)	Isaiah Crawford (6)
Dec. 12	SOUTHEASTERN	Tahlik Chavez (22)	Dravon Mangum (8)	Sean Newman Jr. (5)
Dec. 16	at Saint Louis	Isaiah Crawford (18) Daniel Batcho (18)	Daniel Batcho (13)	Sean Newman Jr. (5)
Dec. 20	at Seattle U	Daniel Batcho (24)	Daniel Batcho (16)	Sean Newman Jr. (7)
Dec. 30	at Grand Canyon	Daniel Batcho (16) Tahlik Chavez (16)	Daniel Batcho (6)	Sean Newman Jr. (9)
Jan. 3	DALLAS CHRISTIAN	Daniel Batcho (22)	Isaiah Crawford (7)	Sean Newman Jr. (9)
Jan. 6	at Sam Houston*	Tahlik Chavez (20)	Isaiah Crawford (11)	Tahlik Chavez (4)
Jan. 11	at Middle Tennessee*	Daniel Batcho (16)	Daniel Batcho (13)	Sean Newman Jr. (3)
Jan. 14	LIBERTY*	Isaiah Crawford (22)	Daniel Batcho (9)	Sean Newman Jr. (5)
Jan. 20	at Jacksonville State*			
Jan. 25	UTEP*			
Jan. 27	NEW MEXICO STATE*			
Feb. 1	at FIU*			
Feb. 7	WKU*			
Feb. 10	at Liberty*			
Feb. 15	JACKSONVILLE STATE*			
Feb. 17	FIU*			
Feb. 22	at UTEP*			
Feb. 24	at New Mexico State*			
Feb. 28	at WKU*			
March 7	SAM HOUSTON*			
March 9	MIDDLE TENNESSEE*			

# GAME-BY-GAME BREAKDOWN

Date	Opponent	W/L	Points in Paint			Pts Off Turnovers			2nd Chance Pts.			Fast Break Pts.			Bench Points		
			Tech	Opp.	Diff.	Tech	Opp.	Diff.	Tech	Opp.	Diff.	Tech	Opp.	Diff.	Tech	Opp.	Diff.
Nov. 6	at Colorado State	L	28	38	-10	9	16	-7	13	0	+13	5	21	-16	33	10	+23
Nov. 13	LYON COLLEGE	W	48	20	+28	31	2	+29	18	3	+15	13	2	+11	61	25	+36
Nov. 16	at ULM	W	24	32	-8	4	9	-5	8	14	-6	15	7	+8	19	19	0
Nov. 21	SOUTHERN UTAH	W	36	22	+14	13	6	+7	12	12	0	10	4	+6	17	2	+15
Nov. 22	MCNEESE STATE	W	18	28	-10	11	16	-5	8	6	+2	9	8	+1	8	11	-3
Nov. 25	DILLARD	W	52	22	+30	29	13	+16	18	8	+10	19	11	+8	67	17	+50
Nov. 29	at New Mexico	L	26	30	-4	10	14	-4	11	16	-5	17	15	+2	28	13	+15
Dec. 2	NICHOLLS	W	30	18	+12	15	11	+4	21	6	+15	5	6	-1	19	16	+3
Dec. 5	at Stephen F. Austin	W	18	22	-4	14	15	-1	8	8	0	16	8	+8	15	27	-12
Dec. 9	UL-LAFAYETTE	W	26	32	-6	15	23	-8	20	8	+12	8	10	-2	13	10	+3
Dec.12	SOUTHEASTERN	W	32	24	+8	17	9	+8	13	7	+6	10	5	+5	30	11	+19
Dec. 16	at Saint Louis	L	26	26	0	12	0	+12	13	5	+8	6	9	-3	17	25	-8
Dec. 20	at Seattle U	L	42	18	+24	10	16	-6	15	17	-2	7	6	+1	17	14	+3
Dec. 30	at Grand Canyon	L	42	16	+26	13	16	-3	8	8	0	5	4	+1	12	13	-1
Jan. 3	DALLAS CHRISTIAN	W	54	24	+30	36	8	+28	14	7	+7	27	5	+22	29	21	+8
Jan. 6	at Sam Houston*	L	18	32	-14	2	17	-15	4	6	-2	12	19	-7	17	23	-6
Jan. 11	at Middle Tennessee*	W	18	28	-10	7	4	+3	14	11	+3	4	4	0	3	3	0
Jan. 14	LIBERTY*	W	40	28	+12	17	14	+3	10	7	+3	4	6	-2	4	9	-5
Jan. 20	at Jacksonville State*																
Jan. 25	UTEP*																
Jan. 27	NEW MEXICO STATE*																
Feb. 1	at FIU*																
Feb. 7	WKU*																
Feb. 10	at Liberty*																
Feb. 15	JACKSONVILLE STATE*																
Feb. 17	FIU*																
Feb. 22	at UTEP*																
Feb. 24	at New Mexico State*																
Feb. 28	at WKU*																
March 7	SAM HOUSTON*																
March 9	MIDDLE TENNESSEE*																

## PRESEASON POLL

- t-1. Liberty (5)
  - t-1. Middle Tennessee (1)
  - 3. WKU (2)
  - 4. Louisiana Tech (1)**
  - 5. UTEP
  - 6. Sam Houston
  - 7. FIU
  - 8. New Mexico State
  - 9. Jacksonville State
- (First-place votes)

## PRESEASON TEAM

- Arturo Dean, G..... FIU
  - Isaiah Crawford\*, F ..... Louisiana Tech**
  - Kyle Rode, F ..... Liberty
  - Elias King, G ..... Middle Tennessee
  - Camryn Weston, G..... Middle Tennessee
  - Cameron Huefner, F..... Sam Houston
  - Tae Hardy, G..... UTEP
  - Calvin Solomon, F..... UTEP
  - Dontaie Allen, G/F..... WKU
  - Brandon Newman, G..... WKU
- \* CUSA Preseason Player of the Year

## HONORS & AWARDS

### Daniel Batcho

2023-24

- CUSA Player of the Week (Jan. 15)

### Tahlik Chavez

2023-24

- LSWA Louisiana Player of the Week (Dec. 11)

### Isaiah Crawford

2022-23

- Third Team All-Conference USA

2020-21

- Third Team All-Conference USA

### Jordan Crawford

2022-23

- CUSA All-Freshman Team
- CUSA Freshman of the Week (March 6)
- CUSA Freshman of the Week (Dec. 26)
- CUSA Freshman of the Week (Nov. 14)

## CUSA STANDINGS (AS OF JAN. 18)

	CONFERENCE			OVERALL		
	W	L	PCT.	W	L	PCT.
Sam Houston	3	0	1.000	10	8	.556
<b>LOUISIANA TECH</b>	<b>2</b>	<b>1</b>	<b>.667</b>	<b>12</b>	<b>6</b>	<b>.667</b>
Jacksonville State	2	1	.667	10	8	.556
New Mexico State	2	1	.667	8	10	.444
WKU	2	2	.500	13	5	.722
FIU	2	2	.500	7	12	.368
UTEP	1	2	.333	10	8	.556
Liberty	1	3	.250	12	7	.632
Middle Tennessee	0	3	.000	6	12	.333

## CUSA SCHEDULE (WEEK 11)

### THURSDAY, JAN. 18

- Liberty def. FIU, 78-69
- UTEP def. Middle Tennessee, 73-59
- New Mexico State def. WKU, 72-70

### SATURDAY, JAN. 20

- Louisiana Tech at Jacksonville State, 4 p.m. [ESPN+]**
- Sam Houston at Liberty, 6 p.m. [ESPN+]
- Middle Tennessee at New Mexico State, 8 p.m. [ESPN+]
- WKU at UTEP, 8 p.m. [ESPN+]





**WILL ALLEN** **14**  
 REDSHIRT SOPHOMORE / FORWARD  
 6-7 / 225 / NEW ORLEANS, LA.  
 BONNABEL HS

### CAREER HIGHS

**Points**  
 9 vs. Mississippi College, 11/7/22

**Field Goals**  
 4 four times (last vs. Lyon College, 11/13/23)

**Field Goal Attempts**  
 7 two times (last vs. Lyon College, 11/13/23)

**3-Point Field Goals**  
 -----

**3-Point Field Goal Attempts**  
 1 vs. Dillard, 11/25/23

**Rebounds**  
 9 vs. UT Southern, 11/26/22

**Assists**  
 1 four times (last vs. Lyon College, 11/13/23)

**Blocks**  
 3 vs. Dallas Christian, 1/3/24

**Steals**  
 3 at Samford, 11/25/22

**Minutes**  
 26 at Colorado State, 11/6/23

### SEASON HIGHS

**Points**  
 8 vs. Lyon College, 11/13/23

**Field Goals**  
 4 vs. Lyon College, 11/23/23

**Field Goal Attempts**  
 7 vs. Lyon College, 11/23/23

**3-Point Field Goals**  
 -----

**3-Point Field Goal Attempts**  
 1 vs. Dillard, 11/25/23

**Rebounds**  
 8 two times (last vs. Lyon College, 11/13/23)

**Assists**  
 1 two times (last vs. Lyon College, 11/13/23)

**Blocks**  
 3 vs. Dallas Christian, 1/3/24

**Steals**  
 1 four times (last vs. Dillard, 11/25/23)

**Minutes**  
 26 at Colorado State, 11/6/23

### GAME-BY-GAME STATS

DATE	OPPONENT	GP-GS	MIN	FG	3FG	FT	O-D-T	PF	A	TO	B	S	TP
Nov. 6	at Colorado State	1-1	26	2-6	0-0	0-0	4-4-8	3	1	2	1	0	4
Nov. 13	LYON COLLEGE	2-2	17	4-7	0-0	0-0	3-5-8	4	1	0	0	1	8
Nov. 16	at ULM	3-2	11	0-1	0-0	0-0	1-1-2	0	0	0	0	0	0
Nov. 21	SOUTHERN UTAH	4-2	8	0-1	0-0	0-0	0-2-2	0	0	0	1	1	0
Nov. 22	MCNEESE STATE	5-2	3	0-0	0-0	0-0	0-1-1	0	0	0	0	1	0
Nov. 25	DILLARD	6-2	13	2-3	0-1	0-1	0-0-0	1	0	1	1	1	4
Nov. 29	at New Mexico	7-2	17	2-2	0-0	1-3	1-1-2	3	0	0	1	0	5
Dec. 2	NICHOLLS	8-2	5	0-0	0-0	0-0	1-0-1	1	0	0	0	0	0
Dec. 5	at Stephen F. Austin	9-2	4	0-0	0-0	0-0	0-1-1	2	0	0	0	0	0
Dec. 9	UL-LAFAYETTE					DNP							
Dec. 12	SOUTHEASTERN	10-2	3	0-1	00	0-0	1-1-2	0	1	0	0	0	0
Dec. 16	at Saint Louis	11-2	0+	0-0	0-0	0-0	0-0-0	0	0	0	0	0	0
Dec. 20	at Seattle U	12-2	2	0-1	0-0	0-0	1-0-1	0	0	0	0	0	0
Dec. 30	at Grand Canyon	13-2	4	1-1	0-0	0-0	1-0-1	1	0	0	1	0	2
Jan. 3	DALLAS CHRISTIAN	14-2	14	0-0	0-0	3-4	0-2-2	0	0	0	3	0	3
Jan. 6	at Sam Houston*	15-2	4	0-0	0-0	0-0	1-0-1	1	0	0	0	0	0
Jan. 11	at Middle Tennessee*	16-2	5	0-0	0-0	0-0	0-1-1	1	0	0	0	0	0
Jan. 14	LIBERTY*	17-2	5	0-0	0-0	0-0	0-0-0	0	0	0	0	0	0
Jan. 20	at Jacksonville State*												
Jan. 25	UTEP*												
Jan. 27	NEW MEXICO STATE*												
Feb. 1	at FIU*												
Feb. 7	WKU*												
Feb. 10	at Liberty*												
Feb. 15	JACKSONVILLE STATE*												
Feb. 17	FIU*												
Feb. 22	at UTEP*												
Feb. 24	at New Mexico State*												
Feb. 28	at WKU*												
March 7	SAM HOUSTON*												
March 9	MIDDLE TENNESSEE*												



### CAREER STATS

YEAR	GP	GS	MIN	AVG.	FG	FGA	PCT.	3FG	3FGA	PCT.	FT	FTA	PCT.	Rebounds			AVG	PF	FO	A	TO	BLK	STL	PTS	AVG	
														OFF	DEF	TOTAL										
2021-22																										
2022-23	33	18	419	12.7	37	54	69%	0	0	0%	16	27	59%	40	47	87	2.6	52	0	2	14	1	9	90	2.7	
2023-24	17	2	140	8.2	11	23	48%	0	1	0%	4	8	50%	14	19	33	1.9	17	0	3	3	8	4	26	1.5	
<b>TOTAL</b>	<b>50</b>	<b>20</b>	<b>559</b>	<b>11.2</b>	<b>48</b>	<b>77</b>	<b>62%</b>	<b>0</b>	<b>1</b>	<b>0%</b>	<b>20</b>	<b>35</b>	<b>57%</b>	<b>54</b>	<b>66</b>	<b>120</b>	<b>2.4</b>	<b>69</b>	<b>0</b>	<b>5</b>	<b>17</b>	<b>9</b>	<b>13</b>	<b>116</b>	<b>2.3</b>	



**DANIEL  
BATCHO** **13**  
 REDSHIRT JUNIOR / FORWARD  
 6-11 / 235 / PARIS, FRANCE  
 TEXAS TECH

### CAREER HIGHS

**Points**  
 24 at Seattle U, 12/20/23  
**Field Goals**  
 9 two times (last vs. DCC, 1/3/24)  
**Field Goal Attempts**  
 15 at Seattle U, 12/20/23  
**3-Point Field Goals**  
 1 three times (last vs. Georgetown, 11/30/22)  
**3-Point Field Goal Attempts**  
 1 nine times (last at Middle Tennessee, 1/11/24)  
**Rebounds**  
 16 at Seattle U, 12/20/23  
**Assists**  
 6 vs. Omaha, 11/23/21  
**Blocks**  
 6 vs. Louisiana Tech, 11/14/22  
**Steals**  
 3 vs. Louisville, 11/22/22  
**Minutes**  
 40 vs. Liberty, 1/14/24

### SEASON HIGHS

**Points**  
 24 at Seattle U, 12/20/23  
**Field Goals**  
 9 two times (last vs. DCC, 1/3/24)  
**Field Goal Attempts**  
 15 at Seattle U, 12/20/23  
**3-Point Field Goals**  
 -----  
**3-Point Field Goal Attempts**  
 1 two times (last at Middle Tennessee, 1/11/24)  
**Rebounds**  
 16 at Seattle U, 12/20/23  
**Assists**  
 1 ten times (last vs. Liberty, 1/14/24)  
**Blocks**  
 4 four times (last at Sam Houston, 1/6/24)  
**Steals**  
 2 vs. Southern Utah, 11/21/23  
**Minutes**  
 40 vs. Liberty, 1/14/24

### GAME-BY-GAME STATS

DATE	OPPONENT	GP-GS	MIN	FG	3FG	FT	O-D-T	PF	A	TO	B	S	TP
Nov. 6	at Colorado State												
Nov. 13	LYON COLLEGE												
Nov. 16	at ULM	1-1	25	5-7	0-0	2-4	1-3-4	4	1	1	0	0	12
Nov. 21	SOUTHERN UTAH	2-2	25	4-10	0-0	2-4	4-8-12	2	1	0	3	2	10
Nov. 22	MCNEESE STATE	3-3	35	7-10	0-0	3-4	5-3-8	3	1	0	4	0	17
Nov. 25	DILLARD	4-4	13	6-11	0-0	5-7	8-6-14	1	0	2	0	0	17
Nov. 29	at New Mexico	5-5	24	2-11	0-0	5-7	4-8-12	1	0	1	1	0	9
Dec. 2	NICHOLLS	6-6	32	5-9	0-0	4-4	6-9-15	3	1	2	2	0	14
Dec. 5	at Stephen F. Austin	7-7	30	3-3	0-0	5-10	11-11	5	1	0	4	0	11
Dec. 9	UL-LAFAYETTE	8-8	29	3-7	0-0	8-8	3-5-8	3	0	1	1	0	14
Dec. 12	SOUTHEASTERN	9-9	26	4-8	0-0	1-2	1-5-6	2	1	1	2	1	9
Dec. 16	at Saint Louis	10-10	36	5-9	0-1	8-14	6-7-13	3	1	0	3	1	18
Dec. 20	at Seattle U	11-11	33	9-15	0-0	6-10	6-10-16	3	0	8	4	0	24
Dec. 30	at Grand Canyon	12-12	35	6-8	0-0	4-8	1-5-6	3	1	4	0	0	16
Jan. 3	DALLAS CHRISTIAN	13-13	22	9-10	0-0	4-7	3-3-6	2	1	2	2	0	22
Jan. 6	at Sam Houston*	14-14	34	3-9	0-0	2-3	5-5-10	2	0	5	4	0	8
Jan. 11	at Middle Tennessee*	15-15	31	8-13	0-1	0-1	6-7-13	1	0	0	3	1	16
Jan. 14	LIBERTY*	16-16	40	7-12	0-0	7-10	7-2-9	1	1	1	3	0	21
Jan. 20	at Jacksonville State*												
Jan. 25	UTEP*												
Jan. 27	NEW MEXICO STATE*												
Feb. 1	at FIU*												
Feb. 7	WKU*												
Feb. 10	at Liberty*												
Feb. 15	JACKSONVILLE STATE*												
Feb. 17	FIU*												
Feb. 22	at UTEP*												
Feb. 24	at New Mexico State*												
Feb. 28	at WKU*												
March 7	SAM HOUSTON*												
March 9	MIDDLE TENNESSEE*												



### CAREER STATS

YEAR	GP	GS	MIN	AVG.	FG	FGA	PCT.	3FG	3FGA	PCT.	FT	FTA	PCT.	Rebounds			AVG	PF	FO	A	TO	BLK	STL	PTS	AVG
														OFF	DEF	TOTAL									
2020-21*																									
2021-22**	33	0	326	9.9	24	38	63%	0	2	0%	24	40	60%	28	60	88	2.7	36	0	14	14	17	5	72	2.2
2022-23**	23	16	562	24.4	69	114	61%	3	5	60%	40	67	60%	45	91	136	5.9	41	1	31	38	35	12	181	7.9
2023-24	16	16	473	29.5	86	152	57%	0	2	0%	66	103	64%	66	97	163	10.2	39	1	10	28	36	5	238	14.9
<b>TOTAL</b>	<b>72</b>	<b>32</b>	<b>1361</b>	<b>18.9</b>	<b>179</b>	<b>304</b>	<b>59%</b>	<b>3</b>	<b>9</b>	<b>33%</b>	<b>130</b>	<b>210</b>	<b>62%</b>	<b>139</b>	<b>248</b>	<b>387</b>	<b>5.4</b>	<b>116</b>	<b>2</b>	<b>55</b>	<b>80</b>	<b>88</b>	<b>22</b>	<b>491</b>	<b>6.8</b>

\* Arizona \*\* Texas Tech



# TAHLIK CHAVEZ

# 1

GRADUATE SENIOR / GUARD  
6-2 / 160 / ARLINGTON, TEXAS  
CHARLESTON SOUTHERN

## CAREER HIGHS

**Points**  
33 vs. Kentucky Christian, 12/22/22

**Field Goals**  
11 vs. Kentucky Christian, 12/22/22

**Field Goal Attempts**  
20 vs. Longwood, 2/5/22

**3-Point Field Goals**  
10 vs. Kentucky Christian, 12/22/22

**3-Point Field Goal Attempts**  
14 three times (last vs. Kentucky Christian, 12/22/22)

**Rebounds**  
8 vs. Kennesaw State, 12/5/22

**Assists**  
6 vs. Johnson & Wales, 11/9/21

**Blocks**  
2 vs. High Point, 1/19/22

**Steals**  
4 vs. Bob Jones, 11/20/21

**Minutes**  
41 vs. Liberty, 1/14/24

## SEASON HIGHS

**Points**  
30 vs. UL-Lafayette, 12/9/23

**Field Goals**  
9 vs. UL-Lafayette, 12/9/23

**Field Goal Attempts**  
16 vs. Nicholls, 12/2/23

**3-Point Field Goals**  
6 vs. Southeastern, 12/12/23

**3-Point Field Goal Attempts**  
13 vs. Nicholls, 12/2/23

**Rebounds**  
7 vs. Nicholls, 12/2/23

**Assists**  
4 two times (last at Sam Houston, 1/6/24)

**Blocks**  
1 vs. Dallas Christian, 1/3/24

**Steals**  
2 six times (last at Middle Tennessee, 1/11/24)

**Minutes**  
41 vs. Liberty, 1/14/24

## GAME-BY-GAME STATS

DATE	OPPONENT	GP-GS	MIN	FG	3FG	FT	O-D-T	PF	A	TO	B	S	TP
Nov. 6	at Colorado State	1-1	28	4-10	3-7	0-0	0-2-2	2	1	2	0	0	11
Nov. 13	LYON COLLEGE	2-2	23	2-10	1-9	0-0	1-1-2	1	2	0	0	2	5
Nov. 16	at ULM	3-3	27	2-8	1-6	3-4	0-1-1	1	4	2	0	2	8
Nov. 21	SOUTHERN UTAH	4-4	25	3-10	2-7	0-0	0-1-1	2	1	1	0	0	8
Nov. 22	MCNEESE STATE	5-5	33	3-10	3-9	5-6	1-2-3	1	0	2	0	1	14
Nov. 25	DILLARD	6-6	13	3-4	3-3	3-3	0-0-0	0	1	0	0	1	12
Nov. 29	at New Mexico	7-7	8	0-3	0-2	0-0	0-2-2	2	0	0	0	0	0
Dec. 2	NICHOLLS	8-8	36	5-16	5-13	5-6	1-6-7	0	2	0	0	1	20
Dec. 5	at Stephen F. Austin	9-9	34	2-8	2-6	3-4	1-3-4	1	0	2	0	1	9
Dec. 9	UL-LAFAYETTE	10-10	35	9-13	4-8	8-12	2-2-4	2	2	4	0	2	30
Dec. 12	SOUTHEASTERN	11-11	27	7-11	6-8	2-2	0-2-2	2	3	2	0	0	22
Dec. 16	at Saint Louis	12-12	31	2-6	0-1	0-0	0-3-3	2	1	0	0	1	4
Dec. 20	at Seattle U	13-13	28	1-4	1-4	2-2	0-3-3	5	0	0	0	0	5
Dec. 30	at Grand Canyon	14-14	34	5-11	4-7	2-2	1-3-4	1	1	3	0	2	16
Jan. 3	DALLAS CHRISTIAN	15-15	26	3-7	3-7	0-0	0-2-2	0	2	0	1	2	9
Jan. 6	at Sam Houston*	16-16	34	8-15	4-8	0-0	0-0-0	2	4	1	0	0	20
Jan. 11	at Middle Tennessee*	17-17	33	4-8	3-5	4-5	0-1-1	1	2	2	0	2	15
Jan. 14	LIBERTY*	18-18	41	6-12	3-7	4-6	0-1-1	2	1	1	0	0	19
Jan. 20	at Jacksonville State*												
Jan. 25	UTEP*												
Jan. 27	NEW MEXICO STATE*												
Feb. 1	at FIU*												
Feb. 7	WKU*												
Feb. 10	at Liberty*												
Feb. 15	JACKSONVILLE STATE*												
Feb. 17	FIU*												
Feb. 22	at UTEP*												
Feb. 24	at New Mexico State*												
Feb. 28	at WKU*												
March 7	SAM HOUSTON*												
March 9	MIDDLE TENNESSEE*												



## career stats

YEAR	GP	GS	MIN	AVG.	FG	FGA	PCT.	3FG	3FGA	PCT.	FT	FTA	PCT.	Rebounds			AVG	PF	FO	A	TO	BLK	STL	PTS	AVG
														OFF	DEF	TOTAL									
2020-21*	16	1	148	9.2	13	54	24%	10	42	24%	15	16	94%	4	15	19	1.2	16	0	13	8	1	6	51	3.2
2021-22**	31	29	925	29.8	121	313	39%	89	243	37%	33	44	75%	14	87	101	3.3	55	0	68	40	3	32	364	11.7
2022-23**	31	13	813	26.2	106	291	36%	79	225	35%	53	68	78%	3	74	77	2.5	58	2	43	29	3	15	344	11.1
2023-24	18	18	517	28.7	69	166	42%	48	117	41%	41	52	79%	7	35	42	2.3	27	1	27	22	1	17	227	12.6
<b>TOTAL</b>	<b>96</b>	<b>61</b>	<b>2403</b>	<b>25.0</b>	<b>309</b>	<b>824</b>	<b>38%</b>	<b>226</b>	<b>627</b>	<b>36%</b>	<b>142</b>	<b>180</b>	<b>79%</b>	<b>28</b>	<b>211</b>	<b>239</b>	<b>2.5</b>	<b>156</b>	<b>3</b>	<b>151</b>	<b>99</b>	<b>8</b>	<b>70</b>	<b>986</b>	<b>10.3</b>

\* Iona \* Charleston Southern



**ISAIAH CRAWFORD** **22**  
 SENIOR / FORWARD  
 6-6 / 220 / FORT WORTH, TEXAS  
 NORTH CROWLEY HS

### CAREER HIGHS

**Points**  
 27 at North Texas, 2/5/21  
**Field Goals**  
 12 at North Texas, 2/5/21  
**Field Goal Attempts**  
 22 at New Mexico, 11/29/23  
**3-Point Field Goals**  
 4 two times (last at WKU, 2/23/23)  
**3-Point Field Goal Attempts**  
 7 three times (last at New Mexico, 11/29/23)  
**Rebounds**  
 14 at Seattle U, 12/20/23  
**Assists**  
 8 vs. Charlotte, 2/18/23  
**Blocks**  
 7 vs. Liberty, 1/14/24  
**Steals**  
 6 vs. UTSA, 12/29/22  
**Minutes**  
 44 vs. FIU, 3/8/23

### SEASON HIGHS

**Points**  
 24 two times (last at New Mexico, 11/29/23)  
**Field Goals**  
 9 three times (last vs. Liberty, 1/14/24)  
**Field Goal Attempts**  
 22 at New Mexico, 11/29/23  
**3-Point Field Goals**  
 3 four times (last at Middle Tennessee, 1/11/24)  
**3-Point Field Goal Attempts**  
 7 at New Mexico, 11/29/23  
**Rebounds**  
 14 at Seattle U, 12/20/23  
**Assists**  
 7 vs. Nicholls, 12/2/23  
**Blocks**  
 7 vs. Liberty, 1/14/24  
**Steals**  
 4 four times (last at Middle Tennessee, 1/11/24)  
**Minutes**  
 41 vs. Liberty, 1/14/24

### GAME-BY-GAME STATS

DATE	OPPONENT	GP-GS	MIN	FG	3FG	FT	O-D-T	PF	A	TO	B	S	TP
Nov. 6	at Colorado State	1-1	12	2-3	0-0	2-2	1-1-2	5	2	3	0	1	6
Nov. 13	LYON COLLEGE	2-2	22	9-14	0-3	3-3	3-5-8	0	2	0	0	3	21
Nov. 16	at ULM	3-3	32	7-12	3-5	7-10	1-8-9	2	3	5	2	2	24
Nov. 21	SOUTHERN UTAH	4-4	30	6-6	0-0	6-8	1-5-6	3	0	4	0	1	18
Nov. 22	MCNEESE STATE	5-5	31	1-5	0-2	5-8	1-3-4	3	4	0	2	3	7
Nov. 25	DILLARD	6-6	15	4-9	1-2	0-0	0-1-1	0	2	0	1	4	9
Nov. 29	at New Mexico	7-7	38	9-22	3-7	3-3	3-5-8	4	3	5	2	1	24
Dec. 2	NICHOLLS	8-8	37	4-9	0-0	3-6	3-1-4	1	7	3	1	1	11
Dec. 5	at Stephen F. Austin	9-9	38	5-11	1-2	8-10	0-6-6	0	1	5	2	1	19
Dec. 9	UL-LAFAYETTE	10-10	31	2-6	0-0	1-2	4-1-5	3	6	5	2	4	5
Dec. 12	SOUTHEASTERN	11-11	32	5-10	3-4	1-1	3-4-7	3	4	1	2	4	14
Dec. 16	at Saint Louis	12-12	32	6-12	2-4	4-4	3-2-5	3	2	0	0	0	18
Dec. 20	at Seattle U	13-13	40	8-19	0-6	2-3	2-12-14	2	1	2	3	1	18
Dec. 30	at Grand Canyon	14-14	35	6-13	1-3	0-0	0-3-3	3	1	3	0	2	13
Jan. 3	DALLAS CHRISTIAN	15-15	25	7-11	1-3	3-4	4-3-7	0	1	0	3	3	18
Jan. 6	at Sam Houston*	16-16	29	3-7	1-1	5-8	1-10-11	2	2	3	3	0	12
Jan. 11	at Middle Tennessee*	17-17	36	4-11	3-4	3-4	0-2-2	2	2	4	0	4	14
Jan. 14	LIBERTY*	18-18	41	9-17	2-4	2-4	1-5-6	5	1	4	7	1	22
Jan. 20	at Jacksonville State*												
Jan. 25	UTEP*												
Jan. 27	NEW MEXICO STATE*												
Feb. 1	at FIU*												
Feb. 7	WKU*												
Feb. 10	at Liberty*												
Feb. 15	JACKSONVILLE STATE*												
Feb. 17	FIU*												
Feb. 22	at UTEP*												
Feb. 24	at New Mexico State*												
Feb. 28	at WKU*												
March 7	SAM HOUSTON*												
March 9	MIDDLE TENNESSEE*												



### CAREER STATS

YEAR	GP	GS	MIN	AVG.	FG	FGA	PCT.	3FG	3FGA	PCT.	FT	FTA	PCT.	Rebounds			PF	FO	A	TO	BLK	STL	PTS	AVG	
														OFF	DEF	TOTAL									
2019-20	16	10	343	21.4	46	95	48%	10	31	32%	31	51	61%	15	53	68	4.3	27	0	24	19	2	22	133	8.3
2020-21	32	21	835	26.1	139	284	49%	40	103	39%	58	88	66%	43	119	162	5.1	68	1	57	55	23	31	376	11.8
2021-22	3	3	65	21.7	14	27	52%	1	5	20%	5	7	71%	6	8	14	4.7	6	0	5	7	1	4	34	11.3
2022-23	32	32	952	29.7	162	327	50%	34	81	42%	80	110	73%	43	125	168	5.3	86	3	86	84	21	62	438	13.7
2023-24	18	18	555	30.8	97	197	49%	21	50	42%	58	80	73%	31	77	108	6.0	41	2	44	47	30	36	273	15.2
<b>TOTAL</b>	<b>101</b>	<b>84</b>	<b>2745</b>	<b>27.2</b>	<b>458</b>	<b>930</b>	<b>49%</b>	<b>106</b>	<b>272</b>	<b>39%</b>	<b>232</b>	<b>336</b>	<b>69%</b>	<b>138</b>	<b>382</b>	<b>520</b>	<b>5.1</b>	<b>228</b>	<b>6</b>	<b>216</b>	<b>212</b>	<b>77</b>	<b>155</b>	<b>1254</b>	<b>12.4</b>



# JORDAN CRAWFORD 20

SOPHOMORE / GUARD  
6-3 / 175 / RUSTON, LA.  
SIMSBORO HS

## CAREER HIGHS

**Points**  
15 vs. Mississippi College, 11/7/22

**Field Goals**  
6 two times (last vs. SFA, 12/14/22)

**Field Goal Attempts**  
20 vs. Florida Atlantic, 3/4/23

**3-Point Field Goals**  
2 five times (last at Sam Houston, 1/6/24)

**3-Point Field Goal Attempts**  
7 at WKU, 2/23/23

**Rebounds**  
8 two times (last vs. Liberty, 1/14/24)

**Assists**  
12 vs. Jarvis Christian, 12/21/22

**Blocks**  
1 two times (last at Colorado State, 11/6/23)

**Steals**  
4 two times (last vs. Jarvis Christian, 12/21/22)

**Minutes**  
41 vs. FIU, 3/2/23

## SEASON HIGHS

**Points**  
12 at New Mexico, 11/29/23

**Field Goals**  
4 at New Mexico, 11/29/23

**Field Goal Attempts**  
7 at New Mexico, 11/29/23

**3-Point Field Goals**  
2 at Sam Houston, 1/6/24

**3-Point Field Goal Attempts**  
3 at Sam Houston, 1/6/24

**Rebounds**  
8 vs. Liberty, 1/14/24

**Assists**  
6 vs. Dallas Christian, 1/3/24

**Blocks**  
1 two times (last at Middle Tennessee, 1/11/24)

**Steals**  
2 three times (last at Middle Tennessee, 1/11/24)

**Minutes**  
32 vs. Dallas Christian, 1/3/24

## GAME-BY-GAME STATS

DATE	OPPONENT	GP-GS	MIN	FG	3FG	FT	O-D-T	PF	A	TO	B	S	TP
Nov. 6	at Colorado State	1-0	18	3-5	0-2	0-0	1-4-5	1	2	1	1	0	6
Nov. 13	LYON COLLEGE	2-0	10	0-2	0-1	0-0	0-2-2	0	3	0	0	1	0
Nov. 16	at ULM						DNP						
Nov. 21	SOUTHERN UTAH	3-0	10	1-2	0-0	0-0	0-0-0	2	0	0	0	0	2
Nov. 22	MCNEESE STATE	4-0	5	0-0	0-0	0-0	0-0-0	0	1	0	0	0	0
Nov. 25	DILLARD	5-0	17	0-2	0-0	0-0	1-1-2	2	3	2	0	2	0
Nov. 29	at New Mexico	6-0	25	4-7	1-1	3-4	0-2-2	0	0	1	0	0	12
Dec. 2	NICHOLLS	7-0	14	1-3	0-1	2-4	1-3-4	0	1	4	0	0	4
Dec. 5	at Stephen F. Austin	8-0	23	2-6	0-0	2-4	2-3-5	4	0	1	0	0	6
Dec. 9	UL-LAFAYETTE	9-0	4	0-0	0-0	1-4	1-1-2	0	0	0	0	0	1
Dec. 12	SOUTHEASTERN	10-0	7	0-2	0-0	0-0	0-0-0	0	0	1	0	0	0
Dec. 16	at Saint Louis	11-0	3	0-0	0-0	0-0	0-0-0	0	0	0	0	0	0
Dec. 20	at Seattle U						DNP						
Dec. 30	at Grand Canyon	12-0	9	2-3	0-0	0-0	0-1-1	0	0	1	0	1	4
Jan. 3	DALLAS CHRISTIAN	13-1	32	2-2	1-1	0-0	1-2-3	0	6	1	0	2	5
Jan. 6	at Sam Houston*	14-1	23	3-5	2-3	3-4	1-5-6	2	3	1	0	0	11
Jan. 11	at Middle Tennessee*	15-1	21	0-5	0-0	0-0	0-5-5	1	0	1	1	2	0
Jan. 14	LIBERTY*	16-1	19	0-2	0-0	0-0	0-8-8	3	0	1	0	0	0
Jan. 20	at Jacksonville State*												
Jan. 25	UTEP*												
Jan. 27	NEW MEXICO STATE*												
Feb. 1	at FIU*												
Feb. 7	WKU*												
Feb. 10	at Liberty*												
Feb. 15	JACKSONVILLE STATE*												
Feb. 17	FIU*												
Feb. 22	at UTEP*												
Feb. 24	at New Mexico State*												
Feb. 28	at WKU*												
March 7	SAM HOUSTON*												
March 9	MIDDLE TENNESSEE*												



## CAREER STATS

YEAR	GP	GS	MIN	AVG.	FG	FGA	PCT.	3FG	3FGA	PCT.	FT	FTA	PCT.	Rebounds			AVG	PF	FO	A	TO	BLK	STL	PTS	AVG
														OFF	DEF	TOTAL									
2022-23	33	22	774	23.5	69	208	33%	14	60	23%	30	41	73%	17	63	80	2.4	58	1	100	74	1	39	182	5.5
2023-24	16	1	237	14.8	18	46	39%	4	9	44%	11	20	55%	8	37	45	2.8	15	0	19	15	2	8	51	3.2
<b>TOTAL</b>	<b>49</b>	<b>23</b>	<b>1012</b>	<b>20.6</b>	<b>87</b>	<b>254</b>	<b>34%</b>	<b>18</b>	<b>69</b>	<b>26%</b>	<b>41</b>	<b>61</b>	<b>67%</b>	<b>25</b>	<b>100</b>	<b>125</b>	<b>2.6</b>	<b>73</b>	<b>1</b>	<b>119</b>	<b>89</b>	<b>3</b>	<b>47</b>	<b>233</b>	<b>4.8</b>



# JAYLIN HENDERSON

# 11

JUNIOR / GUARD  
6-3 / 175 / WICHITA, KAN.  
SEWARD COUNTY CC

## CAREER HIGHS

- Points**  
24 vs. Lyon College, 11/13/23
- Field Goals**  
7 vs. Lyon College, 11/13/23
- Field Goal Attempts**  
12 vs. Lyon College, 11/13/23
- 3-Point Field Goals**  
3 vs. Lyon College, 11/13/23
- 3-Point Field Goal Attempts**  
6 at ULM, 11/16/23
- Rebounds**  
7 vs. UL-Lafayette, 12/9/23
- Assists**  
4 at ULM, 11/16/23
- Blocks**  
1 three times (last vs. DCC, 1/3/24)
- Steals**  
3 vs. Dallas Christian, 1/3/24
- Minutes**  
33 vs. UL-Lafayette, 12/9/23

## SEASON HIGHS

- Points**  
24 vs. Lyon College, 11/13/23
- Field Goals**  
7 vs. Lyon College, 11/13/23
- Field Goal Attempts**  
12 vs. Lyon College, 11/13/23
- 3-Point Field Goals**  
3 vs. Lyon College, 11/13/23
- 3-Point Field Goal Attempts**  
6 at ULM, 11/16/23
- Rebounds**  
7 vs. UL-Lafayette, 12/9/23
- Assists**  
4 at ULM, 11/16/23
- Blocks**  
1 three times (last vs. DCC, 1/3/24)
- Steals**  
3 vs. Dallas Christian, 1/3/24
- Minutes**  
33 vs. UL-Lafayette, 12/9/23

## GAME-BY-GAME STATS

DATE	OPPONENT	GP-GS	MIN	FG	3FG	FT	O-D-T	PF	A	TO	B	S	TP
Nov. 6	at Colorado State	1-0	26	6-9	2-3	2-2	0-2-2	4	0	1	0	0	16
Nov. 13	LYON COLLEGE	2-0	22	7-12	3-4	7-8	1-1-2	2	1	2	0	1	24
Nov. 16	at ULM	3-0	32	3-7	2-6	4-4	0-3-3	3	4	2	1	1	12
Nov. 21	SOUTHERN UTAH	4-0	22	4-9	1-2	1-2	0-2-2	1	1	0	0	1	10
Nov. 22	MCNEESE STATE	5-0	18	0-4	0-3	0-0	0-0-0	2	0	1	0	0	0
Nov. 25	DILLARD	6-0	22	5-6	2-3	0-0	1-5-6	3	1	3	0	1	12
Nov. 29	at New Mexico	7-0	22	0-3	0-1	0-0	0-2-2	3	2	1	0	1	0
Dec. 2	NICHOLLS	8-1	31	1-8	0-4	0-1	0-2-2	0	1	0	0	2	2
Dec. 5	at Stephen F. Austin	9-2	22	0-3	0-2	0-2	1-0-1	3	3	0	0	0	0
Dec. 9	UL-LAFAYETTE	10-3	33	1-5	0-1	1-3	1-6-7	2	1	5	0	1	3
Dec. 12	SOUTHEASTERN	11-4	16	2-5	1-2	0-0	0-5-5	0	3	2	0	1	5
Dec. 16	at Saint Louis	12-4	3	0-0	0-0	0-0	0-0-0	1	0	0	0	0	0
Dec. 20	at Seattle U	13-4	16	0-1	0-0	0-0	0-2-2	4	0	0	1	0	0
Dec. 30	at Grand Canyon	14-4	7	0-0	0-0	0-0	0-0-0	0	0	0	0	1	0
Jan. 3	DALLAS CHRISTIAN	15-4	20	3-5	0-2	2-2	0-3-3	3	1	1	1	3	8
Jan. 6	at Sam Houston*	16-4	13	2-6	0-3	0-0	0-1-1	0	0	0	0	1	4
Jan. 11	at Middle Tennessee*	17-4	8	0-3	0-1	0-0	0-1-1	0	1	0	0	0	0
Jan. 14	LIBERTY*	18-4	3	0-0	0-0	0-0	0-0-0	1	0	0	0	0	0
Jan. 20	at Jacksonville State*												
Jan. 25	UTEP*												
Jan. 27	NEW MEXICO STATE*												
Feb. 1	at FIU*												
Feb. 7	WKU*												
Feb. 10	at Liberty*												
Feb. 15	JACKSONVILLE STATE*												
Feb. 17	FIU*												
Feb. 22	at UTEP*												
Feb. 24	at New Mexico State*												
Feb. 28	at WKU*												
March 7	SAM HOUSTON*												
March 9	MIDDLE TENNESSEE*												



## CAREER STATS

YEAR	GP	GS	MIN	AVG.	FG	FGA	PCT.	3FG	3FGA	PCT.	FT	FTA	PCT.	Rebounds			AVG	PF	FO	A	TO	BLK	STL	PTS	AVG
														OFF	DEF	TOTAL									
2023-24	18	4	337	18.7	34	86	40%	11	37	30%	17	24	71%	4	35	39	2.2	32	0	19	18	3	14	96	5.3
<b>TOTAL</b>	<b>18</b>	<b>4</b>	<b>337</b>	<b>18.7</b>	<b>34</b>	<b>86</b>	<b>40%</b>	<b>11</b>	<b>37</b>	<b>30%</b>	<b>17</b>	<b>24</b>	<b>71%</b>	<b>4</b>	<b>35</b>	<b>39</b>	<b>2.2</b>	<b>32</b>	<b>0</b>	<b>19</b>	<b>18</b>	<b>3</b>	<b>14</b>	<b>96</b>	<b>5.3</b>



# TYLER HENRY

GRADUATE / GUARD  
6-4 / 186 / BROOKLYN, N.Y.  
SOUTHERN INDIANA

# 3

## CAREER HIGHS

- Points**  
30 at Spring Hill, 2/15/20
- Field Goals**  
10 vs. Missouri S&T, 2/19/22
- Field Goal Attempts**  
19 vs. Missouri S&T, 2/19/22
- 3-Point Field Goals**  
6 vs. Loras, 11/18/22
- 3-Point Field Goal Attempts**  
12 three times (last vs. Spring Hill, 1/27/20)
- Rebounds**  
11 vs. Missouri S&T, 2/19/22
- Assists**  
6 vs. Loras, 12/9/21
- Blocks**  
1 eight times (last at St. Bonaventure, 11/22/22)
- Steals**  
5 at Truman State, 1/27/22
- Minutes**  
39 at Truman State, 1/27/22

## SEASON HIGHS

- Points**  
15 at Saint Louis, 12/16/23
- Field Goals**  
4 three times (last at Sam Houston, 1/6/24)
- Field Goal Attempts**  
9 two times (last at Sam Houston, 1/6/24)
- 3-Point Field Goals**  
4 two times (last at Saint Louis, 12/16/23)
- 3-Point Field Goal Attempts**  
8 vs. McNeese, 11/22/23
- Rebounds**  
5 two times (last vs. Dillard, 11/25/23)
- Assists**  
3 at Sam Houston, 1/6/24
- Blocks**  
-----
- Steals**  
2 two times (last at Saint Louis, 12/16/23)
- Minutes**  
31 at Sam Houston, 1/6/24

## GAME-BY-GAME STATS

DATE	OPPONENT	GP-GS	MIN	FG	3FG	FT	O-D-T	PF	A	TO	B	S	TP
Nov. 6	at Colorado State	1-1	13	2-6	0-3	0-0	0-2-2	3	0	1	0	0	4
Nov. 13	LYON COLLEGE	2-2	21	1-1	1-1	0-1	0-1-1	2	0	1	0	2	3
Nov. 16	at ULM	3-3	8	1-3	0-1	0-2	1-0-1	1	0	0	0	0	2
Nov. 21	SOUTHERN UTAH	4-4	14	2-2	0-0	2-3	1-1-2	0	1	0	0	0	6
Nov. 22	MCNEESE STATE	5-5	26	4-9	4-8	2-2	2-3-5	0	2	0	0	1	14
Nov. 25	DILLARD	6-6	13	0-5	0-3	0-0	1-4-5	1	1	1	0	0	0
Nov. 29	at New Mexico	7-7	21	1-3	1-3	0-0	0-3-3	2	0	0	0	1	3
Dec. 2	NICHOLLS						DNP						
Dec. 5	at Stephen F. Austin	8-7	13	1-5	0-3	1-2	0-2-2	1	0	1	0	1	3
Dec. 9	UL-LAFAYETTE	9-7	22	2-5	1-4	3-5	1-1-2	0	2	1	0	1	8
Dec. 12	SOUTHEASTERN	10-7	15	3-6	1-2	4-7	0-0-0	0	0	0	0	1	11
Dec. 16	at Saint Louis	11-7	29	4-8	4-6	3-3	1-2-3	0	1	0	0	2	15
Dec. 20	at Seattle U	12-7	31	3-9	2-8	3-4	1-1-2	3	0	2	0	0	11
Dec. 30	at Grand Canyon	13-8	17	1-2	0-1	2-5	0-1-1	4	0	1	0	0	4
Jan. 3	DALLAS CHRISTIAN						DNP						
Jan. 6	at Sam Houston*	14-9	31	4-9	2-7	3-3	0-2-2	4	3	0	0	1	13
Jan. 11	at Middle Tennessee*	15-10	22	2-6	2-6	2-2	1-0-1	0	0	0	0	0	8
Jan. 14	LIBERTY*	16-11	12	0-1	0-0	0-0	0-1-1	1	0	0	0	0	0
Jan. 20	at Jacksonville State*												
Jan. 25	UTEP*												
Jan. 27	NEW MEXICO STATE*												
Feb. 1	at FIU*												
Feb. 7	WKU*												
Feb. 10	at Liberty*												
Feb. 15	JACKSONVILLE STATE*												
Feb. 17	FIU*												
Feb. 22	at UTEP*												
Feb. 24	at New Mexico State*												
Feb. 28	at WKU*												
March 7	SAM HOUSTON*												
March 9	MIDDLE TENNESSEE*												



## CAREER STATS

YEAR	GP	GS	MIN	AVG.	FG	FGA	PCT.	3FG	3FGA	PCT.	FT	FTA	PCT.	Rebounds			PF	FO	A	TO	BLK	STL	PTS	AVG	
														OFF	DEF	TOTAL									
2019-20*	27	24	762	28.2	122	328	37%	70	187	37%	108	143	76%	24	77	101	3.7	58	0	29	50	1	33	422	15.6
2020-21**	17	13	407	24.0	39	98	40%	19	45	42%	24	29	83%	16	26	42	2.5	30	0	18	20	0	16	121	7.1
2021-22**	25	22	738	29.5	91	242	38%	36	108	33%	86	104	83%	20	69	89	3.6	45	0	40	34	6	40	304	12.2
2022-23**	30	11	604	20.1	70	202	35%	34	111	31%	60	77	78%	17	59	76	2.5	51	0	22	26	1	24	234	7.8
2023-24	16	11	308	19.2	31	80	39%	18	56	32%	25	39	64%	9	24	33	2.1	22	0	10	8	0	10	105	6.6
<b>TOTAL</b>	<b>115</b>	<b>81</b>	<b>2819</b>	<b>24.5</b>	<b>353</b>	<b>950</b>	<b>37%</b>	<b>177</b>	<b>507</b>	<b>35%</b>	<b>303</b>	<b>392</b>	<b>77%</b>	<b>86</b>	<b>255</b>	<b>341</b>	<b>3.0</b>	<b>206</b>	<b>0</b>	<b>119</b>	<b>138</b>	<b>8</b>	<b>123</b>	<b>1186</b>	<b>10.3</b>

\* Lane \*\* Southern Indiana



# DRAVON MANGUM

# 2

REDSHIRT SENIOR / FORWARD  
6-8 / 205 / ROXBORO, N.C.  
RADFORD

## CAREER HIGHS

- Points**  
22 vs. Jarvis Christian, 12/21/22
- Field Goals**  
7 two times (last at Charlotte, 12/31/22)
- Field Goal Attempts**  
14 at Charlotte, 12/31/22
- 3-Point Field Goals**  
5 vs. Jarvis Christian, 12/21/22
- 3-Point Field Goal Attempts**  
8 two times (last vs. Jarvis Christian, 12/21/22)
- Rebounds**  
11 vs. FIU, 3/8/23
- Assists**  
3 four times (last vs. Dillard, 11/25/23)
- Blocks**  
3 at Wake Forest, 12/6/18
- Steals**  
3 vs. North Carolina A&T, 3/2/22)
- Minutes**  
39 vs. FIU, 3/8/23

## SEASON HIGHS

- Points**  
15 vs. Dallas Christian, 1/3/24
- Field Goals**  
6 vs. Dallas Christian, 1/3/24
- Field Goal Attempts**  
10 vs. Dallas Christian, 1/3/24
- 3-Point Field Goals**  
2 two times (last vs. Dillard, 11/25/23)
- 3-Point Field Goal Attempts**  
5 vs. UL-Lafayette, 12/9/23
- Rebounds**  
10 two times (last vs. Lyon College, 11/13/23)
- Assists**  
3 vs. Dillard, 11/25/23
- Blocks**  
2 two times (last at New Mexico, 11/29/23)
- Steals**  
2 four times (last at GCU, 12/30/23)
- Minutes**  
27 at Colorado State, 11/6/23

## GAME-BY-GAME STATS

DATE	OPPONENT	GP-GS	MIN	FG	3FG	FT	O-D-T	PF	A	TO	B	S	TP
Nov. 6	at Colorado State	1-0	27	2-8	0-3	3-4	4-6-10	3	2	1	0	2	7
Nov. 13	LYON COLLEGE	2-0	20	5-8	1-2	0-1	2-8-10	0	2	0	2	1	11
Nov. 16	at ULM	3-0	23	2-5	1-3	2-2	1-4-5	1	1	1	0	1	7
Nov. 21	SOUTHERN UTAH	4-0	19	2-6	0-2	1-1	1-3-4	2	1	1	0	2	5
Nov. 22	MCNEESE STATE	5-0	11	2-2	2-2	2-2	1-4-5	0	0	2	0	0	8
Nov. 25	DILLARD	6-0	15	2-6	2-4	2-4	1-2-3	0	3	0	0	2	8
Nov. 29	at New Mexico	7-0	17	1-4	1-2	2-2	0-1-1	0	0	0	2	1	5
Dec. 2	NICHOLLS	8-1	22	1-6	0-2	0-0	0-3-3	3	0	2	1	1	2
Dec. 5	at Stephen F. Austin	9-2	7	0-0	0-0	2-2	0-1-1	3	0	2	0	0	2
Dec. 9	UL-LAFAYETTE	10-3	25	2-7	1-5	2-3	2-3-5	3	0	1	0	1	7
Dec. 12	SOUTHEASTERN	11-4	26	3-8	1-3	2-2	5-3-8	1	1	0	0	1	9
Dec. 16	at Saint Louis	12-5	20	2-4	1-3	0-0	0-0-0	3	1	0	0	0	5
Dec. 20	at Seattle U	13-6	24	0-3	0-1	0-0	1-1-2	1	1	0	0	0	0
Dec. 30	at Grand Canyon	14-6	24	2-4	0-2	0-0	0-3-3	0	1	0	0	2	4
Jan. 3	DALLAS CHRISTIAN	15-6	17	6-10	1-4	2-2	1-2-3	0	0	1	1	1	15
Jan. 6	at Sam Houston*	16-6	13	0-3	0-2	2-4	2-6-8	1	1	1	0	1	2
Jan. 11	at Middle Tennessee*	17-6	18	0-2	0-1	1-2	2-1-3	1	0	0	0	1	1
Jan. 14	LIBERTY*	18-6	26	0-2	0-2	4-4	0-3-3	1	1	0	1	0	4
Jan. 20	at Jacksonville State*												
Jan. 25	UTEP*												
Jan. 27	NEW MEXICO STATE*												
Feb. 1	at FIU*												
Feb. 7	WKU*												
Feb. 10	at Liberty*												
Feb. 15	JACKSONVILLE STATE*												
Feb. 17	FIU*												
Feb. 22	at UTEP*												
Feb. 24	at New Mexico State*												
Feb. 28	at WKU*												
March 7	SAM HOUSTON*												
March 9	MIDDLE TENNESSEE*												



## CAREER STATS

YEAR	GP	GS	MIN	AVG.	FG	FGA	PCT.	3FG	3FGA	PCT.	FT	FTA	PCT.	Rebounds			AVG	PF	FO	A	TO	BLK	STL	PTS	AVG
														OFF	DEF	TOTAL									
2018-19*	29	13	560	19.3	43	117	37%	16	59	27%	38	60	63%	24	51	75	2.6	58	3	12	35	15	10	140	4.8
2020-21**	26	22	700	26.9	77	190	41%	34	106	32%	56	74	76%	36	71	107	4.1	45	2	16	46	4	11	244	9.4
2021-22**	29	14	627	21.6	70	172	41%	34	104	33%	33	44	75%	34	70	104	3.6	45	0	25	34	6	15	207	7.1
2022-23	32	20	722	22.6	76	178	43%	43	116	37%	35	43	81%	39	82	121	3.8	57	1	19	27	3	20	230	7.2
2023-24	18	6	355	19.7	32	88	36%	11	43	26%	27	35	77%	23	54	77	4.3	23	0	15	12	7	17	102	5.7
<b>TOTAL</b>	<b>134</b>	<b>75</b>	<b>2963</b>	<b>22.1</b>	<b>298</b>	<b>745</b>	<b>40%</b>	<b>138</b>	<b>428</b>	<b>32%</b>	<b>189</b>	<b>256</b>	<b>74%</b>	<b>156</b>	<b>328</b>	<b>484</b>	<b>3.6</b>	<b>228</b>	<b>6</b>	<b>87</b>	<b>154</b>	<b>35</b>	<b>73</b>	<b>923</b>	<b>6.9</b>

\* Charlotte \*\* Radford



**TERRI MILLER JR. 34**

JUNIOR / FORWARD  
6-8 / 250 / FRESNO, CALIF.  
COLLEGE OF THE SEQUOIAS

### CAREER HIGHS

**Points**  
6 at Seattle U, 12/20/23  
**Field Goals**  
3 at Seattle U, 12/20/23  
**Field Goal Attempts**  
6 at Seattle U, 12/20/23  
**3-Point Field Goals**  
-----  
**3-Point Field Goal Attempts**  
1 two times (last vs. SLU, 12/12/23)  
**Rebounds**  
5 vs. Southeastern, 12/12/23  
**Assists**  
2 vs. Dillard, 11/25/23  
**Blocks**  
1 two times (last at Seattle U, 12/20/23)  
**Steals**  
1 two times (last at Middle Tennessee, 1/11/24)  
**Minutes**  
14 vs. Southeastern, 12/12/23

### SEASON HIGHS

**Points**  
6 at Seattle U, 12/20/23  
**Field Goals**  
3 at Seattle U, 12/20/23  
**Field Goal Attempts**  
6 at Seattle U, 12/20/23  
**3-Point Field Goals**  
-----  
**3-Point Field Goal Attempts**  
1 two times (last vs. SLU, 12/12/23)  
**Rebounds**  
5 vs. Southeastern, 12/12/23  
**Assists**  
2 vs. Dillard, 11/25/23  
**Blocks**  
1 two times (last at Seattle U, 12/20/23)  
**Steals**  
1 two times (last at Middle Tennessee, 1/11/24)  
**Minutes**  
14 vs. Southeastern, 12/12/23

### GAME-BY-GAME STATS

DATE	OPPONENT	GP-GS	MIN	FG	3FG	FT	O-D-T	PF	A	TO	B	S	TP
Nov. 6	at Colorado State												
Nov. 13	LYON COLLEGE												
Nov. 16	at ULM	1-0	2	0-1	0-1	0-0	1-1-2	1	0	1	0	0	0
Nov. 21	SOUTHERN UTAH	2-0	4	0-2	0-0	0-0	0-0-0	0	1	1	1	0	0
Nov. 22	MCNEESE STATE												
Nov. 25	DILLARD	3-0	10	2-4	0-0	0-0	1-2-3	1	2	0	0	0	4
Nov. 29	at New Mexico												
Dec. 2	NICHOLLS												
Dec. 5	at Stephen F. Austin	4-0	5	0-1	0-0	0-0	1-0-1	1	0	1	0	0	0
Dec. 9	UL-LAFAYETTE	5-0	9	1-3	0-0	0-0	0-1-1	2	0	1	0	0	2
Dec. 12	SOUTHEASTERN	6-0	14	2-4	0-1	0-0	3-2-5	2	1	3	0	0	4
Dec. 16	at Saint Louis	7-0	4	1-2	0-0	0-0	1-0-1	2	1	0	0	0	2
Dec. 20	at Seattle U	8-0	10	3-6	0-0	0-0	2-1-3	3	0	0	1	1	6
Dec. 30	at Grand Canyon												
Jan. 3	DALLAS CHRISTIAN												
Jan. 6	at Sam Houston*												
Jan. 11	at Middle Tennessee*	9-0	4	1-1	0-0	0-0	1-0-1	0	0	1	0	1	2
Jan. 14	LIBERTY*												
Jan. 20	at Jacksonville State*												
Jan. 25	UTEP*												
Jan. 27	NEW MEXICO STATE*												
Feb. 1	at FIU*												
Feb. 7	WKU*												
Feb. 10	at Liberty*												
Feb. 15	JACKSONVILLE STATE*												
Feb. 17	FIU*												
Feb. 22	at UTEP*												
Feb. 24	at New Mexico State*												
Feb. 28	at WKU*												
March 7	SAM HOUSTON*												
March 9	MIDDLE TENNESSEE*												



### CAREER STATS

YEAR	GP	GS	MIN	AVG.	FG	FGA	PCT.	3FG	3FGA	PCT.	FT	FTA	PCT.	Rebounds			AVG	PF	FO	A	TO	BLK	STL	PTS	AVG
														OFF	DEF	TOTAL									
2023-24	9	0	62	6.9	10	24	42%	0	2	0%	0	0	0%	10	7	17	1.9	12	0	5	8	2	2	20	2.2
<b>TOTAL</b>	<b>9</b>	<b>0</b>	<b>62</b>	<b>6.9</b>	<b>10</b>	<b>24</b>	<b>42%</b>	<b>0</b>	<b>2</b>	<b>0%</b>	<b>0</b>	<b>0</b>	<b>0%</b>	<b>10</b>	<b>7</b>	<b>17</b>	<b>1.9</b>	<b>12</b>	<b>0</b>	<b>5</b>	<b>8</b>	<b>2</b>	<b>2</b>	<b>20</b>	<b>2.2</b>



**SEAN  
NEWMAN JR.** **4**  
REDSHIRT SOPHOMORE / GUARD  
6-1 / 160 / LOS ANGELES, CALIF.  
FULLERTON COLLEGE

### CAREER HIGHS

**Points**  
15 at Colorado State, 11/6/23  
**Field Goals**  
7 at Colorado State, 11/6/23  
**Field Goal Attempts**  
16 at Saint Louis, 12/16/23  
**3-Point Field Goals**  
2 at ULM, 11/16/23  
**3-Point Field Goal Attempts**  
6 at Saint Louis, 12/16/23  
**Rebounds**  
6 vs. Liberty, 1/14/24  
**Assists**  
9 two times (last vs. DCC, 1/3/24)  
**Blocks**  
1 vs. Lyon College, 11/13/23  
**Steals**  
3 at Colorado State, 11/6/23  
**Minutes**  
41 at Seattle U, 12/20/23

### SEASON HIGHS

**Points**  
15 at Colorado State, 11/6/23  
**Field Goals**  
7 at Colorado State, 11/6/23  
**Field Goal Attempts**  
16 at Saint Louis, 12/16/23  
**3-Point Field Goals**  
2 at ULM, 11/16/23  
**3-Point Field Goal Attempts**  
6 at Saint Louis, 12/16/23  
**Rebounds**  
6 vs. Liberty, 1/14/24  
**Assists**  
9 two times (last vs. DCC, 1/3/24)  
**Blocks**  
1 vs. Lyon College, 11/13/23  
**Steals**  
3 at Colorado State, 11/6/23  
**Minutes**  
41 at Seattle U, 12/20/23

### GAME-BY-GAME STATS

DATE	OPPONENT	GP-GS	MIN	FG	3FG	FT	O-D-T	PF	A	TO	B	S	TP
Nov. 6	at Colorado State	1-1	32	7-13	1-3	0-0	1-0-1	2	5	2	0	3	15
Nov. 13	LYON COLLEGE	2-2	19	1-5	0-2	0-0	1-2-3	3	7	0	1	0	2
Nov. 16	at ULM	3-3	34	2-6	2-3	2-2	0-4-4	4	4	1	0	0	8
Nov. 21	SOUTHERN UTAH	4-4	28	2-3	0-1	4-4	0-4-4	2	4	2	0	2	8
Nov. 22	MCNEESE STATE	5-5	38	2-7	1-3	6-7	0-5-5	2	7	6	0	1	11
Nov. 25	DILLARD	6-6	16	0-0	0-0	0-0	0-2-2	0	5	0	0	2	0
Nov. 29	at New Mexico	7-7	16	0-1	0-0	1-2	0-1-1	1	2	3	0	0	1
Dec. 2	NICHOLLS							DNP					
Dec. 5	at Stephen F. Austin							DNP					
Dec. 9	UL-LAFAYETTE							DNP					
Dec. 12	SOUTHEASTERN	8-7	20	2-7	1-3	3-4	0-3-3	0	5	0	0	1	8
Dec. 16	at Saint Louis	9-8	37	4-16	0-6	4-6	0-5-5	1	5	0	0	1	12
Dec. 20	at Seattle U	10-9	41	3-12	1-4	2-3	0-3-3	1	7	2	0	1	9
Dec. 30	at Grand Canyon	11-10	32	4-7	1-1	0-0	1-3-4	0	9	2	0	0	9
Jan. 3	DALLAS CHRISTIAN	12-11	24	4-5	1-1	4-4	0-5-5	2	9	4	0	2	13
Jan. 6	at Sam Houston*	13-12	19	2-3	1-1	2-2	0-1-1	2	1	3	0	0	7
Jan. 11	at Middle Tennessee*	14-13	23	0-3	0-1	4-4	0-1-1	2	3	4	0	0	4
Jan. 14	LIBERTY*	15-14	39	5-12	0-0	4-4	0-6-6	3	5	5	0	0	14
Jan. 20	at Jacksonville State*												
Jan. 25	UTEP*												
Jan. 27	NEW MEXICO STATE*												
Feb. 1	at FIU*												
Feb. 7	WKU*												
Feb. 10	at Liberty*												
Feb. 15	JACKSONVILLE STATE*												
Feb. 17	FIU*												
Feb. 22	at UTEP*												
Feb. 24	at New Mexico State*												
Feb. 28	at WKU*												
March 7	SAM HOUSTON*												
March 9	MIDDLE TENNESSEE*												



### CAREER STATS

YEAR	GP	GS	MIN	AVG.	FG	FGA	PCT.	3FG	3FGA	PCT.	FT	FTA	PCT.	Rebounds			AVG	PF	FO	A	TO	BLK	STL	PTS	AVG
														OFF	DEF	TOTAL									
2023-24	15	14	41.7	27.8	38	100	38%	9	29	31%	36	42	86%	3	45	48	3.2	25	0	78	34	1	13	121	8.1
<b>TOTAL</b>	<b>15</b>	<b>14</b>	<b>417</b>	<b>27.8</b>	<b>38</b>	<b>100</b>	<b>38%</b>	<b>9</b>	<b>29</b>	<b>31%</b>	<b>36</b>	<b>42</b>	<b>86%</b>	<b>3</b>	<b>45</b>	<b>48</b>	<b>3.2</b>	<b>25</b>	<b>0</b>	<b>78</b>	<b>34</b>	<b>1</b>	<b>13</b>	<b>121</b>	<b>8.1</b>



# BEN PONDER 10

JUNIOR / GUARD  
6-3 / 200 / SHREVEPORT, LA.  
CALVARY BAPTIST ACADEMY

## CAREER HIGHS

- Points**  
5 two times (last vs. Jarvis Christian, 12/21/22)
- Field Goals**  
2 two times (last vs. Jarvis Christian, 12/21/22)
- Field Goal Attempts**  
6 vs. Jarvis Christian, 12/21/22
- 3-Point Field Goals**  
1 three times (last vs. Jarvis Christian, 12/21/22)
- 3-Point Field Goal Attempts**  
5 vs. Jarvis Christian, 12/21/22
- Rebounds**  
3 vs. Jarvis Christian, 12/21/22
- Assists**  
----
- Blocks**  
----
- Steals**  
----
- Minutes**  
13 two times (last vs. Jarvis Christian, 12/21/22)

## SEASON HIGHS

- Points**  
2 vs. Dillard, 11/25/23
- Field Goals**  
1 vs. Dillard, 11/25/23
- Field Goal Attempts**  
2 vs. Dillard, 11/25/23
- 3-Point Field Goals**  
----
- 3-Point Field Goal Attempts**  
1 vs. Dillard, 11/25/23
- Rebounds**  
2 vs. Dallas Christian, 1/3/24
- Assists**  
----
- Blocks**  
----
- Steals**  
----
- Minutes**  
5 vs. Dillard, 11/25/23

## GAME-BY-GAME STATS

DATE	OPPONENT	GP-GS	MIN	FG	3FG	FT	O-D-T	PF	A	TO	B	S	TP
Nov. 6	at Colorado State												
Nov. 13	LYON COLLEGE												
Nov. 16	at ULM												
Nov. 21	SOUTHERN UTAH												
Nov. 22	MCNEESE STATE												
Nov. 25	DILLARD	1-0	5	1-2	0-1	0-0	0-0-0	0	0	0	0	0	2
Nov. 29	at New Mexico												
Dec. 2	NICHOLLS												
Dec. 5	at Stephen F. Austin												
Dec. 9	UL-LAFAYETTE												
Dec. 12	SOUTHEASTERN												
Dec. 16	at Saint Louis												
Dec. 20	at Seattle U												
Dec. 30	at Grand Canyon												
Jan. 3	DALLAS CHRISTIAN	2-0	2	0-2	0-1	0-0	0-2-2	0	0	0	0	0	0
Jan. 6	at Sam Houston*												
Jan. 11	at Middle Tennessee*												
Jan. 14	LIBERTY*												
Jan. 20	at Jacksonville State*												
Jan. 25	UTEP*												
Jan. 27	NEW MEXICO STATE*												
Feb. 1	at FIU*												
Feb. 7	WKU*												
Feb. 10	at Liberty*												
Feb. 15	JACKSONVILLE STATE*												
Feb. 17	FIU*												
Feb. 22	at UTEP*												
Feb. 24	at New Mexico State*												
Feb. 28	at WKU*												
March 7	SAM HOUSTON*												
March 9	MIDDLE TENNESSEE*												



## CAREER STATS

YEAR	GP	GS	MIN	AVG.	FG	FGA	PCT.	3FG	3FGA	PCT.	FT	FTA	PCT.	Rebounds			AVG	PF	FO	A	TO	BLK	STL	PTS	AVG
														OFF	DEF	TOTAL									
2021-22	8	0	18	2.3	3	7	43%	1	4	25%	0	0	0%	0	1	1	0.1	0	0	0	2	0	0	7	0.9
2022-23	2	0	26	13.1	4	10	40%	2	8	25%	0	0	0%	2	1	3	1.5	1	0	0	1	0	0	10	5.0
2023-24	2	0	7	3.4	1	4	25%	0	2	0%	0	0	0%	0	2	2	1.0	0	0	0	0	0	0	2	1.0
<b>TOTAL</b>	<b>12</b>	<b>0</b>	<b>52</b>	<b>4.3</b>	<b>8</b>	<b>21</b>	<b>38%</b>	<b>3</b>	<b>14</b>	<b>21%</b>	<b>0</b>	<b>0</b>	<b>0%</b>	<b>2</b>	<b>4</b>	<b>6</b>	<b>0.5</b>	<b>1</b>	<b>0</b>	<b>0</b>	<b>3</b>	<b>0</b>	<b>0</b>	<b>19</b>	<b>1.6</b>



**DEVIN  
REE**

SOPHOMORE / GUARD  
6-8 / 180 / JACKSON, MISS.  
LOUISVILLE



## CAREER HIGHS

**Points**  
21 vs. Dillard, 11/25/23

**Field Goals**  
7 vs. Dillard, 11/25/23

**Field Goal Attempts**  
9 vs. Dillard, 11/25/23

**3-Point Field Goals**  
5 vs. Lyon College, 11/13/23

**3-Point Field Goal Attempts**  
6 vs. Lyon College, 11/13/23

**Rebounds**  
6 vs. Nicholls, 12/2/23

**Assists**  
1 four times (last vs. ULL, 12/9/23)

**Blocks**  
2 vs. Texas Tech, 11/22/22

**Steals**  
3 vs. Lyon College, 11/13/23

**Minutes**  
24 vs. Dillard, 11/25/23

## SEASON HIGHS

**Points**  
21 vs. Dillard, 11/25/23

**Field Goals**  
7 vs. Dillard, 11/25/23

**Field Goal Attempts**  
9 vs. Dillard, 11/25/23

**3-Point Field Goals**  
5 vs. Lyon College, 11/13/23

**3-Point Field Goal Attempts**  
6 vs. Lyon College, 11/13/23

**Rebounds**  
6 vs. Nicholls, 12/2/23

**Assists**  
1 four times (last vs. ULL, 12/9/23)

**Blocks**  
-----

**Steals**  
3 vs. Lyon College, 11/13/23

**Minutes**  
24 vs. Dillard, 11/25/23

## GAME-BY-GAME STATS

DATE	OPPONENT	GP-GS	MIN	FG	3FG	FT	O-D-T	PF	A	TO	B	S	TP
Nov. 6	at Colorado State	1-0	12	1-4	1-2	1-2	2-0-2	0	0	0	0	1	4
Nov. 13	LYON COLLEGE	2-0	21	6-8	5-6	1-4	0-2-2	5	0	1	0	3	18
Nov. 16	at ULM	3-0	2	0-0	0-0	0-0	1-0-1	1	0	0	0	0	0
Nov. 21	SOUTHERN UTAH	4-0	9	0-0	0-0	0-2	0-2-2	1	0	0	0	0	0
Nov. 22	MCNEESE STATE												
Nov. 25	DILLARD	5-0	24	7-9	2-4	5-5	3-2-5	4	1	1	0	2	21
Nov. 29	at New Mexico	6-0	12	2-3	2-3	0-0	0-0-0	3	1	0	0	1	6
Dec. 2	NICHOLLS	7-0	23	6-8	3-4	0-0	2-4-6	5	0	1	0	2	15
Dec. 5	at Stephen F. Austin	8-0	22	2-3	1-1	1-2	0-2-2	4	1	2	0	1	6
Dec. 9	UL-LAFAYETTE	9-0	11	1-3	0-1	0-0	2-2-4	1	1	1	0	0	2
Dec. 12	SOUTHEASTERN	10-0	15	3-5	1-3	0-0	0-2-2	0	0	1	0	2	7
Dec. 16	at Saint Louis	11-0	6	0-2	0-1	0-0	1-1-2	0	0	0	0	0	0
Dec. 20	at Seattle U												
Dec. 30	at Grand Canyon	12-0	4	1-1	0-0	0-0	0-0-0	1	0	0	0	0	2
Jan. 3	DALLAS CHRISTIAN	13-0	10	1-5	0-2	0-0	2-2-4	1	0	0	0	0	2
Jan. 6	at Sam Houston*												
Jan. 11	at Middle Tennessee*												
Jan. 14	LIBERTY*												
Jan. 20	at Jacksonville State*												
Jan. 25	UTEP*												
Jan. 27	NEW MEXICO STATE*												
Feb. 1	at FIU*												
Feb. 7	WKU*												
Feb. 10	at Liberty*												
Feb. 15	JACKSONVILLE STATE*												
Feb. 17	FIU*												
Feb. 22	at UTEP*												
Feb. 24	at New Mexico State*												
Feb. 28	at WKU*												
March 7	SAM HOUSTON*												
March 9	MIDDLE TENNESSEE*												



## CAREER STATS

YEAR	GP	GS	MIN	AVG.	FG	FGA	PCT.	3FG	3FGA	PCT.	FT	FTA	PCT.	Rebounds			AVG	PF	FO	A	TO	BLK	STL	PTS	AVG
														OFF	DEF	TOTAL									
2022-23*	16	0	67	4.2	5	17	29%	2	11	18%	2	2	100%	1	9	10	0.6	3	0	0	5	3	2	14	0.9
2023-24	13	0	170	13.1	30	51	59%	15	27	56%	8	15	53%	13	19	32	2.5	26	2	4	7	0	12	83	6.4
<b>TOTAL</b>	<b>29</b>	<b>0</b>	<b>237</b>	<b>8.2</b>	<b>35</b>	<b>68</b>	<b>52%</b>	<b>17</b>	<b>38</b>	<b>45%</b>	<b>10</b>	<b>17</b>	<b>59%</b>	<b>14</b>	<b>28</b>	<b>42</b>	<b>1.4</b>	<b>29</b>	<b>2</b>	<b>4</b>	<b>12</b>	<b>3</b>	<b>14</b>	<b>97</b>	<b>3.3</b>

\* Louisville



# JORDAN TURNER

# 5

GRADUATE / GUARD/FORWARD  
6-8 / 195 / HOUSTON, TEXAS  
BAYLOR

## CAREER HIGHS

- Points**  
10 two times (last vs. Dillard, 11/25/23)
- Field Goals**  
4 vs. Dillard, 11/25/23
- Field Goal Attempts**  
6 vs. Northwestern State, 12/28/21
- 3-Point Field Goals**  
3 vs. Alcorn State, 12/30/20
- 3-Point Field Goal Attempts**  
5 vs. Northwestern State, 12/28/21
- Rebounds**  
6 vs. Norfolk State, 3/17/22
- Assists**  
4 vs. Lyon College, 11/13/23
- Blocks**  
1 vs. Central Arkansas, 11/17/21
- Steals**  
1 vs. Southern Utah, 11/21/23
- Minutes**  
19 vs. Lyon College, 11/13/23

## SEASON HIGHS

- Points**  
10 vs. Dillard, 11/25/23
- Field Goals**  
4 vs. Dillard, 11/25/23
- Field Goal Attempts**  
5 vs. Dillard, 11/25/23
- 3-Point Field Goals**  
2 vs. Dillard, 11/25/23
- 3-Point Field Goal Attempts**  
3 two times (last vs. Dillard, 11/25/23)
- Rebounds**  
3 at Colorado State, 11/6/23
- Assists**  
4 vs. Lyon College, 11/13/23
- Blocks**  
-----
- Steals**  
1 vs. Southern Utah, 11/21/23
- Minutes**  
19 vs. Lyon College, 11/13/23

## GAME-BY-GAME STATS

DATE	OPPONENT	GP-GS	MIN	FG	3FG	FT	O-D-T	PF	A	TO	B	S	TP
Nov. 6	at Colorado State	1-0	5	0-1	0-1	0-0	0-3-3	0	0	0	0	0	0
Nov. 13	LYON COLLEGE	2-0	19	2-4	1-3	1-4	0-2-2	0	4	2	0	0	6
Nov. 16	at ULM	3-0	4	0-1	0-1	0-0	0-2-2	1	0	0	0	0	0
Nov. 21	SOUTHERN UTAH	4-0	6	0-0	0-0	0-0	0-0-0	1	1	1	0	1	0
Nov. 22	MCNEESE STATE												
Nov. 25	DILLARD	5-0	15	4-5	2-3	0-0	0-1-1	0	0	1	0	0	10
Nov. 29	at New Mexico												
Dec. 2	NICHOLLS												
Dec. 5	at Stephen F. Austin												
Dec. 9	UL-LAFAYETTE												
Dec. 12	SOUTHEASTERN												
Dec. 16	at Saint Louis												
Dec. 20	at Seattle U												
Dec. 30	at Grand Canyon												
Jan. 3	DALLAS CHRISTIAN	6-0	6	0-0	0-0	1-2	0-1-1	1	0	1	0	0	1
Jan. 6	at Sam Houston*												
Jan. 11	at Middle Tennessee*												
Jan. 14	LIBERTY*												
Jan. 20	at Jacksonville State*												
Jan. 25	UTEP*												
Jan. 27	NEW MEXICO STATE*												
Feb. 1	at FIU*												
Feb. 7	WKU*												
Feb. 10	at Liberty*												
Feb. 15	JACKSONVILLE STATE*												
Feb. 17	FIU*												
Feb. 22	at UTEP*												
Feb. 24	at New Mexico State*												
Feb. 28	at WKU*												
March 7	SAM HOUSTON*												
March 9	MIDDLE TENNESSEE*												



## CAREER STATS

YEAR	GP	GS	MIN	AVG.	FG	FGA	PCT.	3FG	3FGA	PCT.	FT	FTA	PCT.	Rebounds			AVG	PF	FO	A	TO	BLK	STL	PTS	AVG
														OFF	DEF	TOTAL									
2020-21*	12	0	54	4.5	5	19	26%	5	8	63%	5	6	83%	5	10	15	1.3	11	1	3	2	0	0	20	1.7
2021-22*	13	0	78	6.0	9	30	30%	5	21	24%	3	6	50%	9	10	19	1.5	3	0	5	1	1	0	26	2.0
2022-23*	7	0	15	2.2	0	2	0%	0	0	0%	1	4	25%	4	1	5	0.7	1	0	0	1	0	0	1	0.1
2023-24	6	0	55	9.1	6	11	55%	3	8	38%	2	6	33%	0	9	9	1.5	3	0	5	5	0	1	17	2.8
<b>TOTAL</b>	<b>38</b>	<b>0</b>	<b>201</b>	<b>5.3</b>	<b>20</b>	<b>62</b>	<b>32%</b>	<b>13</b>	<b>37</b>	<b>35%</b>	<b>11</b>	<b>22</b>	<b>50%</b>	<b>18</b>	<b>30</b>	<b>48</b>	<b>1.3</b>	<b>18</b>	<b>1</b>	<b>13</b>	<b>9</b>	<b>1</b>	<b>1</b>	<b>64</b>	<b>1.7</b>

\* Baylor



ALEX  
VERTUS

21

JUNIOR / GUARD  
6-3 / 205 / CORAL SPRINGS, FLA.  
POLK STATE

### CAREER HIGHS

- Points**  
6 vs. Dillard, 11/25/23
- Field Goals**  
3 vs. Dillard, 11/25/23
- Field Goal Attempts**  
5 vs. Dillard, 11/25/23
- 3-Point Field Goals**  
-----
- 3-Point Field Goal Attempts**  
2 vs. Dillard, 11/25/23
- Rebounds**  
3 vs. Dillard, 11/25/23
- Assists**  
1 vs. Lyon College, 11/13/23
- Blocks**  
-----
- Steals**  
1 vs. Lyon College, 11/13/23
- Minutes**  
10 vs. Dillard, 11/25/23

### SEASON HIGHS

- Points**  
6 vs. Dillard, 11/25/23
- Field Goals**  
3 vs. Dillard, 11/25/23
- Field Goal Attempts**  
5 vs. Dillard, 11/25/23
- 3-Point Field Goals**  
-----
- 3-Point Field Goal Attempts**  
2 vs. Dillard, 11/25/23
- Rebounds**  
3 vs. Dillard, 11/25/23
- Assists**  
1 vs. Lyon College, 11/13/23
- Blocks**  
-----
- Steals**  
1 vs. Lyon College, 11/13/23
- Minutes**  
10 vs. Dillard, 11/25/23

### GAME-BY-GAME STATS

DATE	OPPONENT	GP-GS	MIN	FG	3FG	FT	O-D-T	PF	A	TO	B	S	TP
Nov. 6	at Colorado State												
Nov. 13	LYON COLLEGE	1-0	6	1-2	0-0	0-0	0-1-1	0	1	0	0	1	2
Nov. 16	at ULM												
Nov. 21	SOUTHERN UTAH												
Nov. 22	MCNEESE STATE												
Nov. 25	DILLARD	2-0	10	3-5	0-2	0-0	0-3-3	1	0	1	0	0	6
Nov. 29	at New Mexico												
Dec. 2	NICHOLLS												
Dec. 5	at Stephen F. Austin												
Dec. 9	UL-LAFAYETTE												
Dec. 12	SOUTHEASTERN												
Dec. 16	at Saint Louis												
Dec. 20	at Seattle U												
Dec. 30	at Grand Canyon												
Jan. 3	DALLAS CHRISTIAN	3-0	2	0-1	0-1	0-0	0-0-0	0	0	0	0	0	0
Jan. 6	at Sam Houston*												
Jan. 11	at Middle Tennessee*												
Jan. 14	LIBERTY*												
Jan. 20	at Jacksonville State*												
Jan. 25	UTEP*												
Jan. 27	NEW MEXICO STATE*												
Feb. 1	at FIU*												
Feb. 7	WKU*												
Feb. 10	at Liberty*												
Feb. 15	JACKSONVILLE STATE*												
Feb. 17	FIU*												
Feb. 22	at UTEP*												
Feb. 24	at New Mexico State*												
Feb. 28	at WKU*												
March 7	SAM HOUSTON*												
March 9	MIDDLE TENNESSEE*												



### CAREER STATS

YEAR	GP	GS	MIN	AVG.	FG	FGA	PCT.	3FG	3FGA	PCT.	FT	FTA	PCT.	Rebounds			AVG	PF	FO	A	TO	BLK	STL	PTS	AVG
														OFF	DEF	TOTAL									
2023-24	3	0	18	6.1	4	8	50%	0	3	0%	0	0	0%	0	4	4	1.3	1	0	1	1	0	1	8	2.7
<b>TOTAL</b>	<b>3</b>	<b>0</b>	<b>18</b>	<b>6.1</b>	<b>4</b>	<b>8</b>	<b>50%</b>	<b>0</b>	<b>3</b>	<b>0%</b>	<b>0</b>	<b>0</b>	<b>0%</b>	<b>0</b>	<b>4</b>	<b>4</b>	<b>1.3</b>	<b>1</b>	<b>0</b>	<b>1</b>	<b>1</b>	<b>0</b>	<b>1</b>	<b>8</b>	<b>2.7</b>

# 2023-24 BOX SCORES

## COLORADO STATE 81, LOUISIANA TECH 73 GAME 1 • 11-6-23 • FORT COLLINS, COLO.

##	CSU	FG	3FG	FT	REB	PF	TP	A	TO	B	S	Min	
1	Scott	f	6-9	1-2	5-6	0-4-4	2	18	0	1	2	0	32
12	Cartier	f	5-11	1-1	3-4	0-2-2	1	14	2	2	0	0	25
3	Strong	g	3-5	0-2	2-2	0-2-2	0	8	1	0	0	0	28
4	Stevens	g	4-9	0-3	7-8	0-3-3	2	15	10	4	0	2	36
10	Clifford	g	4-6	2-2	6-6	0-4-4	4	16	3	1	0	3	23
15	Lake	2-6	1-3	0-0	0-1-1	2	5	0	0	0	0	0	30
32	Evans	0-0	0-0	0-0	0-0-0	0	0	1	1	0	0	0	6
20	Palmer	1-2	1-2	0-0	0-5-5	2	3	2	1	1	1	1	12
0	Evans	1-2	0-0	0-0	0-1-1	1	2	0	0	0	0	1	4
13	Johnson	0-1	0-1	0-0	0-0-0	0	0	0	0	0	0	0	3
Team				0-1-1									
Totals		26-51		6-16		23-23		14		81		19 10 3 7 200	
		51.0		37.5		88.5							

FG's (1st Half: 10-26 38.5%; 2nd Half: 16-25 64.0%)  
 3FG's (1st Half: 3-9 33.3%; 2nd Half: 3-7 42.9%)  
 FT's (1st Half: 10-11 90.9%; 2nd Half: 13-15 86.7%)

##	LA Tech	FG	3FG	FT	REB	PF	TP	A	TO	B	S	Min	
14	Allen	f	2-6	0-0	0-0	4-4-8	3	4	1	2	1	0	26
22	Crawford	f	2-3	0-0	2-2	1-1-2	5	6	2	3	0	1	12
1	Chavez	g	4-10	3-7	0-0	0-2-2	2	11	1	2	0	0	28
3	Henry	g	2-6	0-3	0-0	0-2-2	3	4	0	1	0	0	13
4	Newman	g	7-13	1-3	0-0	1-0-1	2	15	5	2	0	3	32
2	Mangum	2-8	0-3	3-4	4-6-10	3	7	2	1	0	0	2	27
11	Henderson	6-9	2-3	2-2	0-2-2	4	16	0	1	0	0	0	26
20	Crawford	3-5	0-2	0-0	1-4-5	1	6	2	1	1	0	18	
5	Turner	0-1	0-1	0-0	0-3-3	0	0	0	0	0	0	5	
0	Ree	1-4	1-2	1-2	2-0-2	0	4	0	0	0	0	1	12
Team				0-2-2									
Totals		29-65		7-24		8-10		13-26		39		23 73 13 14 2 7 200	
		44.6		29.2		80.0							

FG's (1st Half: 13-30 43.3%; 2nd Half: 16-35 45.7%)  
 3FG's (1st Half: 2-11 18.2%; 2nd Half: 5-13 38.5%)  
 FT's (1st Half: 6-6 100.0%; 2nd Half: 2-4 50.0%)

Score by Periods	1st	2nd	Total
Louisiana Tech	34	39	73
Colorado State	33	48	81

## LOUISIANA TECH 100, LYON COLLEGE 43 GAME 2 • 11-13-23 • RUSTON, LA.

##	Lyon	FG	3FG	FT	REB	PF	TP	A	TO	B	S	Min	
12	Morgan	f	1-1	0-0	2-2	0-2-2	1	4	0	5	0	0	14
25	Sasaroga	c	2-4	0-0	1-2	0-2-2	3	5	0	2	0	0	23
2	Toney	g	1-3	0-0	0-0	0-4-4	0	2	0	3	0	0	20
4	McCullough	g	1-4	1-3	2-4	0-3-3	1	5	0	2	0	0	16
22	Bell	g	0-5	0-3	2-2	1-1-2	0	2	0	1	0	0	16
1	Palmer	2-7	0-1	1-4	1-2-3	0	5	0	4	0	1	21	
20	Madison	2-6	0-0	1-1	1-2-3	2	5	0	1	0	0	16	
24	White	2-4	0-1	0-0	0-0-0	2	4	2	0	1	0	13	
3	Lewis	0-2	0-0	0-0	0-1-1	1	0	0	2	0	1	9	
15	Baffour	0-2	0-0	0-0	1-3-4	2	0	1	1	2	0	11	
23	Sweetwine	0-0	0-0	0-0	1-0-1	0	0	0	0	0	0	7	
11	Bridges	1-2	0-0	0-0	0-1-1	0	2	0	0	0	0	7	
10	Stastny	1-2	0-0	0-0	0-2-2	2	2	2	0	0	0	8	
32	Midyett	2-4	2-4	0-1	0-0-0	0	6	0	0	0	1	8	
0	Diallo	0-1	0-0	1-2	0-1-1	0	1	0	0	0	0	4	
21	Pectol	0-0	0-0	0-2	0-0-0	0	0	0	1	0	0	4	
35	Brunson	0-1	0-1	0-0	0-0-0	1	0	0	0	0	0	4	
Team				2-2-4									
Totals		15-48		3-13		10-20		76-33		15		43 5 24 3 3 200	
		31.3		23.1		50.0							

FG's (1st Half: 8-24 33.3%; 2nd Half: 7-24 29.2%)  
 3FG's (1st Half: 1-4 25.0%; 2nd Half: 2-9 22.2%)  
 FT's (1st Half: 4-8 50.0%; 2nd Half: 6-12 50.0%)

##	LA Tech	FG	3FG	FT	REB	PF	TP	A	TO	B	S	Min	
14	Allen	f	4-7	0-0	0-0	3-5-8	4	8	1	0	0	1	17
22	Crawford	f	9-14	0-3	3-3	3-5-8	0	21	2	0	0	3	22
1	Chavez	g	2-10	1-9	0-0	1-1-2	1	5	2	0	0	2	23
3	Henry	g	1-1	1-1	0-1	0-1-1	2	3	0	1	0	2	21
4	Newman	g	1-5	0-2	0-0	1-2-3	3	2	7	0	1	1	20
2	Mangum	5-8	1-2	0-1	2-8-10	0	11	2	0	0	0	19	
11	Henderson	7-12	3-4	7-8	1-1-2	2	14	1	2	0	1	22	
0	Ree	6-8	5-6	4-4	0-2-2	5	28	1	0	3	2	21	
5	Turner	2-4	1-3	1-4	0-2-2	0	6	4	2	0	0	19	
20	Crawford	0-2	0-1	0-0	0-2-2	0	0	3	0	1	0	10	
21	Vertus	1-2	0-0	0-0	0-1-1	0	2	1	0	0	1	6	
Team				2-1-3									
Totals		38-73		12-31		12-31		44-17		100		23 6 3 15 200	
		52.1		38.7		57.1							

FG's (1st Half: 17-35 48.6%; 2nd Half: 21-38 55.3%)  
 3FG's (1st Half: 7-19 36.8%; 2nd Half: 5-12 41.7%)  
 FT's (1st Half: 4-11 36.4%; 2nd Half: 8-10 80.0%)

Score by Periods	1st	2nd	Total
Louisiana Tech	21	22	43
Lyon College	45	55	100

## LOUISIANA TECH 73, ULM 63 GAME 3 • 11-16-23 • MONROE, LA.

##	ULM	FG	3FG	FT	REB	PF	TP	A	TO	B	S	Min	
4	Nika M.	f	6-12	1-3	2-6	2-4-6	2	15	3	2	1	3	30
34	Diedhiou	f	4-6	0-0	0-2	3-3-6	3	8	0	0	0	1	17
1	Gallion	g	1-4	0-3	4-4	0-2-2	2	6	2	0	0	1	23
2	Hancock	g	0-4	0-1	0-0	0-2-2	1	0	2	1	0	1	18
3	Locure	g	4-13	2-5	5-7	2-3-5	4	15	4	2	0	3	35
14	Ngopot	3-4	1-1	0-0	3-2-5	3	7	0	1	0	0	2	23
0	Wilson	1-5	0-1	0-0	0-1-1	0	2	2	1	0	0	9	
5	Bolden	2-6	0-2	2-2	2-5-7	3	6	0	1	0	0	17	
13	Willis	2-5	0-2	0-0	0-1-1	2	4	1	0	0	0	19	
10	Watson	0-4	0-0	0-0	1-2-3	1	0	1	0	0	0	9	
Team				3-1-4									
Totals		23-63		4-18		13-21		16-26		42		21 63 15 8 1 11 200	
		36.5		22.2		61.9							

FG's (1st Half: 7-34 20.6%; 2nd Half: 16-29 55.2%)  
 3FG's (1st Half: 2-11 18.2%; 2nd Half: 2-7 28.6%)  
 FT's (1st Half: 7-11 63.6%; 2nd Half: 6-10 60.0%)

##	LA Tech	FG	3FG	FT	REB	PF	TP	A	TO	B	S	Min	
13	Batcho	f	5-7	0-0	2-4	1-3-4	4	12	1	1	0	0	25
22	Crawford	f	7-12	3-5	7-10	1-8-9	2	24	3	5	2	2	32
1	Chavez	g	2-8	1-6	3-4	0-1-1	1	8	4	2	0	2	27
3	Henry	g	1-3	0-1	0-2	1-0-1	1	2	0	0	0	0	8
4	Newman	g	2-6	2-3	2-2	0-4-4	4	8	4	1	0	0	34
14	Allen	0-1	0-0	0-0	1-1-2	0	0	0	0	0	0	11	
2	Mangum	2-5	1-3	2-2	1-4-5	1	7	1	0	0	1	23	
11	Henderson	3-7	2-6	4-4	0-3-3	3	12	4	2	1	1	32	
5	Turner	0-1	0-1	0-0	0-2-2	1	0	0	0	0	0	4	
34	Miller	0-1	0-1	0-0	1-1-2	1	0	0	1	0	0	2	
0	Ree	0-0	0-0	0-0	1-0-1	1	0	0	0	0	0	2	
Team				2-2-4									
Totals		22-51		9-26		20-28		9-29		38		19 73 17 13 3 6 200	
		43.1		34.6		71.4							

FG's (1st Half: 9-25 36.0%; 2nd Half: 13-26 50.0%)  
 3FG's (1st Half: 4-15 26.7%; 2nd Half: 5-11 45.5%)  
 FT's (1st Half: 6-13 46.2%; 2nd Half: 14-15 93.3%)

Score by Periods	1st	2nd	Total
Louisiana Tech	28	45	73
ULM	23	40	63

## LOUISIANA TECH 67, SOUTHERN UTAH 53 GAME 4 • 11-21-23 • RUSTON, LA.

##	SUU	FG	3FG	FT	REB	PF	TP	A	TO	B	S	Min	
22	Fallah	c	3-7	0-0	0-0	1-2-3	3	6	1	1	0	1	18

# 2023-24 BOX SCORES

## NEW MEXICO 74, LOUISIANA TECH 65 GAME 7 • 11-29-23 • ALBUQUERQUE, N.M.

##	UNM	FG	3FG	FT	REB	PF	TP	A	TO	B	S	Min
15	Toppin	f	4-7	0-0	0-1	5-2	7	8	0	0	2	28
23	Joseph	f	4-6	0-0	3-5	4-7	11	4	1	4	1	29
0	Baker	g	6-9	6-9	0-0	0-3	4	18	2	1	0	25
2	Dent	g	2-8	0-0	4-6	0-5	0	8	4	6	1	26
10	Houseon	g	4-15	1-6	7-9	0-6	6	16	4	0	0	33
22	Amzil	g	1-9	0-3	1-1	1-2	3	0	3	0	0	13
3	Washington	4-8	2-3	0-0	1-3	2	10	3	1	1	1	25
1	Appelhans	0-3	0-3	0-0	0-1	1	0	1	0	0	0	9
11	Webb	0-1	0-0	0-0	1-1	2	0	0	0	0	0	4
<b>Team</b>				3-2-5								
<b>Totals</b>		25-66		9-24		15-32		47		20		74
		37.9		37.5		68.2						

FG's (1st Half: 14-39 35.9%; 2nd Half: 11-27 40.7%)  
 3FG's (1st Half: 5-14 35.7%; 2nd Half: 4-10 40.0%)  
 FT's (1st Half: 2-3 66.7%; 2nd Half: 13-19 68.4%)

##	LA Tech	FG	3FG	FT	REB	PF	TP	A	TO	B	S	Min	
13	Batcho	f	2-11	0-0	5-7	4-8	12	1	9	0	1	0	24
22	Crawford	f	9-22	3-7	3-3	3-5	8	24	3	5	2	1	38
1	Chavez	g	0-3	0-2	0-0	0-2	2	0	0	0	0	0	8
3	Henry	g	1-3	1-3	0-0	0-3	2	3	0	0	0	1	21
4	Newman	g	0-1	0-0	1-2	0-1	1	1	2	3	0	0	16
2	Mangum	1-4	1-2	2-2	0-1	0	5	0	0	2	1	17	
11	Henderson	0-3	0-1	0-0	0-2	2	3	0	2	1	0	1	22
14	Allen	2-2	0-0	1-3	1-1	2	3	5	0	0	1	0	17
20	Crawford	4-7	1-1	3-4	0-2	2	0	12	0	1	0	0	25
0	Ree	2-3	2-3	0-0	0-0	0	3	6	1	0	0	1	12
<b>Team</b>				2-4-6									
<b>Totals</b>		21-59		8-19		15-21		39		65		200	
		35.6		42.1		71.4							

FG's (1st Half: 8-28 28.6%; 2nd Half: 13-31 41.9%)  
 3FG's (1st Half: 5-10 50.0%; 2nd Half: 3-9 33.3%)  
 FT's (1st Half: 7-9 77.8%; 2nd Half: 8-12 66.7%)

Score by Periods	1st	2nd	Total
Louisiana Tech	28	37	65
New Mexico	35	39	74

## LOUISIANA TECH 68, NICHOLLS 55 GAME 8 • 12-2-23 • RUSTON, LA.

##	Nicholls	FG	3FG	FT	REB	PF	TP	A	TO	B	S	Min		
0	Collins	f	2-2	0-0	1-2	1-2	3	5	0	1	0	0	14	
15	West Jr.	f	2-10	0-0	3-6	3-5	8	3	7	1	4	2	38	
2	Brown III	g	3-9	2-7	0-0	0-4	4	1	8	1	4	0	2	33
13	Ireland	g	1-7	1-3	0-0	2-5	7	2	3	3	1	0	1	24
21	White	g	5-7	4-6	2-2	0-1	1	16	0	0	0	1	40	
1	Koureissi	2-8	0-1	6-7	0-2	2	10	0	2	4	1	23		
9	Gray Jr.	2-6	0-2	2-4	0-1	3	6	2	1	0	2	25		
24	Strander	0-0	0-0	0-0	0-0	0	0	0	1	0	0	0	3	
14	Blanchard	0-1	0-0	0-0	0-0	0	0	0	0	0	0	0	0+	
<b>Team</b>				1-3-4										
<b>Totals</b>		17-50		7-19		14-21		73-30		16		55		
		34.0		36.8		66.7								

FG's (1st Half: 9-25 36.0%; 2nd Half: 8-25 32.0%)  
 3FG's (1st Half: 4-9 44.4%; 2nd Half: 3-10 30.0%)  
 FT's (1st Half: 5-7 71.4%; 2nd Half: 9-14 64.3%)

##	LA Tech	FG	3FG	FT	REB	PF	TP	A	TO	B	S	Min		
2	Mangum	f	1-6	0-2	0-0	0-3	3	2	0	2	1	1	22	
13	Batcho	f	5-9	0-0	4-4	6-9	15	3	14	1	2	2	0	32
22	Crawford	f	4-9	0-0	3-6	3-1	4	1	11	7	3	1	1	37
1	Chavez	f	5-16	5-13	5-6	1-6	7	0	20	2	0	0	1	36
11	Henderson	g	1-8	0-4	0-1	0-2	2	0	2	1	0	0	2	31
14	Allen	0-0	0-0	0-0	1-0	1	0	0	0	0	0	0	5	
20	Crawford	1-3	0-1	2-4	1-3	4	0	4	1	4	0	0	14	
0	Ree	6-8	3-4	0-0	2-4	6	5	15	0	1	0	2	23	
<b>Team</b>				2-3-5										
<b>Totals</b>		23-59		8-24		14-21		61-47		13		68		
		39.0		33.3		66.7								

FG's (1st Half: 14-32 43.8%; 2nd Half: 9-27 33.3%)  
 3FG's (1st Half: 5-12 41.7%; 2nd Half: 3-12 25.0%)  
 FT's (1st Half: 2-4 50.0%; 2nd Half: 12-17 70.6%)

Score by Periods	1st	2nd	Total
Nicholls	27	28	55
Louisiana Tech	35	33	68

## LOUISIANA TECH 56, STEPHEN F. AUSTIN 49 GAME 9 • 12-5-23 • NACOGDOCHES, TEXAS

##	SFA	FG	3FG	FT	REB	PF	TP	A	TO	B	S	Min		
11	Christmas	f	0-2	0-1	1-2	1-0	1	4	1	0	0	0	15	
23	Southwick	f	2-6	0-2	0-0	1-3	4	5	4	0	1	0	0	13
7	Beaubrun	c	2-6	0-1	3-6	2-2	4	7	0	2	2	1	21	
4	Wilson	g	1-3	0-0	1-2	1-0	1	2	3	0	0	1	16	
10	Jossell	g	3-10	1-5	0-1	1-2	3	7	0	1	0	0	31	
1	Hayman	3-9	0-1	1-2	3-8	11	7	0	1	0	0	1	25	
44	Staine	0-3	0-2	0-0	0-1	1	3	0	0	0	0	0	8	
6	Hall	1-12	0-2	4-4	1-4	5	3	6	0	1	0	0	18	
8	Cajuste	2-6	0-2	5-9	1-3	4	2	9	1	2	0	0	24	
22	Antwi	0-7	0-2	5-6	3-2	5	1	5	0	1	2	2	22	
32	Stone	0-0	0-0	0-0	0-0	0	0	0	0	1	0	0	5	
<b>Team</b>				5-0-5										
<b>Totals</b>		14-64		1-18		20-32		19-25		44		50		
		21.9		5.6		62.5								

FG's (1st Half: 9-33 27.3%; 2nd Half: 5-31 16.1%)  
 3FG's (1st Half: 1-11 9.1%; 2nd Half: 0-7 0.0%)  
 FT's (1st Half: 2-5 40.0%; 2nd Half: 18-27 66.7%)

##	LA Tech	FG	3FG	FT	REB	PF	TP	A	TO	B	S	Min		
2	Mangum	f	0-0	0-0	2-2	0-1	3	2	0	2	0	0	7	
13	Batcho	f	3-3	0-0	5-10	0-11	11	5	11	1	0	4	0	30
22	Crawford	f	5-11	1-2	8-10	0-6	6	0	19	1	5	2	1	38
1	Chavez	g	2-8	2-6	3-4	1-3	4	1	9	0	2	0	1	34
11	Henderson	g	0-3	0-2	0-2	1-0	1	3	0	3	0	0	0	22
20	Crawford	2-6	0-0	2-4	2-3	5	4	6	0	1	0	0	23	
3	Henry	1-5	0-3	1-2	0-2	2	1	3	0	1	0	1	13	
34	Miller	0-1	0-0	0-0	1-0	1	0	0	1	0	0	0	5	
0	Ree	2-3	1-1	1-2	0-2	4	6	1	2	0	1	0	22	
14	Allen	0-0	0-0	0-0	0-1	1	2	0	0	0	0	0	4	
<b>Team</b>				2-6-8										
<b>Totals</b>		15-40		4-14		22-36		73-42		24		56		
		37.5		28.6		61.1								

FG's (1st Half: 8-21 38.1%; 2nd Half: 7-19 36.8%)  
 3FG's (1st Half: 3-11 27.3%; 2nd Half: 1-3 33.3%)  
 FT's (1st Half: 10-15 66.7%; 2nd Half: 12-21 57.1%)

Score by Periods	1st	2nd	Total
Louisiana Tech	29	27	56
Stephen F. Austin	21	28	49

## LOUISIANA TECH 72, UL-LAFAYETTE 67 GAME 10 • 12-9-23 • RUSTON, LA.

##	ULL	FG	3FG	FT	REB	PF	TP	A	TO	B	S	Min		
1	Charles	f	4-8	0-3	2-3	1-1	2	3	10	0	1	0	2	33
4	Julien	f	9-14	5-8	3-4	1-8	9	3	26	2	5	0	2	39
34	Kitenge	f	3-8	0-0	1-2	0-6	6	3	7	2	2	1	4	28
0	Fulks	g	4-10	1-2	0-0	0-0	5	9	6	3	0	2	29	
22	Garnett	g	2-5	1-4	0-0	0-0	5	5	1	2	0	2	28	
23	Ratliff	1-2	0-0	0-0	1-0	1	4	2	0	0	0	0	6	
2	Thomas	3-6	1-2	0-0	1-0	1	0	7	1	1	0	0	16	
10	Butler	0-1	0-0	1-2	1-1	2	2	1	0	1	0	0	9	
5	Fields	0-2	0-2	0-0	0-0	1	0	0	1	0	1	0	9	
13	Hardy	0-0	0-0	0-0	0-0	0	0	0	0	0	0	0	2	
<b>Team</b>				2-2-4										
<b>Totals</b>		26-56		8-21		7-11		25		26		72		
		46.4		38.1		63.6								

FG's (1st Half: 9-28 32.1%; 2nd Half: 17-28 60.7%)  
 3FG's (1st Half: 1-9 11.1%; 2nd Half: 7-12 58.3%)  
 FT's (1st Half: 4-7 57.1%; 2nd Half: 3-4 75.0%)

##	LA Tech	FG	3FG	FT	REB	PF	TP	A	TO	B	S	Min		
2	Mangum	f	2-7	1-5	2-3	2-3	3	7	0	1	0	1	25	
13	Batcho	f	3-7	0-0	8-8	3-5	8	3	14	0	1	0	0	29
22	Crawford	f	2-6	0-0	1-2	4-1	5	3	5	6	5	2	4	31
1	Chavez	g	9-13	4-8	8-12	2-2	4	2	30	2	4	0	2	35
11	Henderson	g	1-5	0-1	1-3	1-6	7	2	3	1	5	0	1	33
0	Ree	1-3	0-1	0-0	2-2	4	1	2	1	1	0	0	11	
20	Crawford	0-0	0-0	1-4	1-1	2	0	1	0	0	0	0	4	
3	Henry	2-5	1-4	3-5	1-1	2	0	8	2	1	0	1		

# 2023-24 BOX SCORES

## SEATTLE U 79, LOUISIANA TECH 73<sup>OT</sup> GAME 13 • 12-20-23 • SEATTLE, WASH.

##	Seattle U	FG	3FG	FT	REB	PF	TP	A	TO	B	S	Min	
25	Chatfield f	2-8	0-2	1-2	4-3-7	5	5	0	2	1	0	27	
0	Schumacher g	4-8	2-2	1-2	0-3-3	5	11	1	3	0	0	29	
2	Dawson g	2-7	1-3	0-0	0-2-2	3	5	2	2	0	0	36	
5	Tyson g	8-18	4-9	13-13	0-8-8	1	33	0	1	0	1	37	
33	Williamson g	3-9	1-3	4-5	1-4-5	1	11	3	1	4	2	26	
1	Pandza	0-1	0-0	0-0	1-1-2	0	0	0	0	0	0	9	
11	Christofelis	3-9	0-4	1-2	1-3-4	0	7	1	0	0	1	25	
23	Reiley	1-2	0-0	2-5	1-4-5	4	4	1	1	0	0	26	
21	Rajkovic	1-1	1-1	0-0	1-1-2	4	3	0	0	0	0	8	
24	Gomma	0-1	0-0	0-0	0-1-1	0	0	0	0	1	0	2	
Team		3-0-3											
Totals		24-64	9-24	22-29	12-30-42	23	79	8	10	6	4	225	
		37.5	37.5	75.9									

FG's (1st Half: 12-33 36.4%; 2nd Half: 7-23 30.4%; OT: 5-8 62.5%)  
 3FG's (1st Half: 5-13 38.5%; 2nd Half: 3-9 33.3%; OT: 1-2 50.0%)  
 FT's (1st Half: 5-7 71.4%; 2nd Half: 12-16 75.0%; OT: 5-6 83.3%)

##	LA Tech	FG	3FG	FT	REB	PF	TP	A	TO	B	S	Min	
2	Mangum f	0-3	0-1	0-0	1-1-2	1	0	1	0	0	0	24	
13	Batcho f	9-15	0-0	6-10	6-10-16	3	24	0	8	4	0	33	
22	Crawford f	8-10	0-6	2-3	2-12-14	2	18	1	2	3	1	40	
1	Chavez g	1-4	1-4	2-2	0-3-3	5	5	0	0	0	0	28	
4	Newman g	3-12	1-4	2-3	0-3-3	1	9	7	2	0	1	41	
14	Allen	0-1	0-0	0-0	1-0-1	0	0	0	0	0	0	2	
3	Henry g	3-9	2-8	3-4	1-1-2	3	11	0	2	0	0	31	
11	Henderson	0-1	0-0	0-0	0-2-2	4	0	0	0	1	0	16	
34	Miller	3-6	0-0	0-0	2-1-3	3	6	0	0	1	1	10	
Team		2-0-2											
Totals		27-70	4-23	15-22	15-33-48	22	73	9	14	9	3	225	
		38.6	17.4	68.2									

FG's (1st Half: 12-29 41.4%; 2nd Half: 12-33 36.4%; OT: 3-8 37.5%)  
 3FG's (1st Half: 2-9 22.2%; 2nd Half: 2-12 16.7%; OT: 0-2 0.0%)  
 FT's (1st Half: 3-3 100.0%; 2nd Half: 8-12 66.7%; OT: 4-7 57.1%)

Score by Periods	1st	2nd	OT	Total
Louisiana Tech	29	34	10	73
Seattle U	34	29	16	79

## GRAND CANYON 73, LOUISIANA TECH 70 GAME 14 • 12-30-23 • PHOENIX, ARIZ.

##	GCU	FG	3FG	FT	REB	PF	TP	A	TO	B	S	Min	
24	Brennan f	1-4	0-0	1-2	3-5-8	2	3	0	1	0	1	31	
30	McGlothan f	4-9	3-5	0-0	3-3-6	3	11	0	2	1	0	31	
0	Harrison g	9-17	4-7	0-0	1-1-2	1	22	5	2	1	0	37	
7	Foster g	3-12	1-4	6-6	0-0-0	3	13	4	2	2	1	34	
8	Moore g	3-6	0-1	5-6	1-2-3	2	11	1	1	1	2	27	
2	Curry	1-1	0-0	0-0	0-2-2	1	2	1	0	0	0	8	
5	Wur	1-1	1-1	2-2	1-1-2	1	5	1	1	0	0	11	
10	Blachshier	2-3	2-2	0-0	0-0-0	1	6	0	1	0	0	92	
22	Baker	0-0	0-0	0-0	0-1-1	1	0	1	1	0	3	11	
33	Shaw	0-1	0-0	0-0	0-0-0	0	0	0	0	0	0	2	
Team		2-1-3											
Totals		24-54	11-20	14-16	11-16-27	15	73	13	11	5	7	200	
		44.4	55.0	87.5									

FG's (1st Half: 12-24 50.0%; 2nd Half: 12-30 40.0%)  
 3FG's (1st Half: 8-12 66.7%; 2nd Half: 3-8 37.5%)  
 FT's (1st Half: 6-8 75.0%; 2nd Half: 8-8 100.0%)

##	LA Tech	FG	3FG	FT	REB	PF	TP	A	TO	B	S	Min	
13	Batcho f	6-8	0-0	4-8	1-5-6	3	16	1	4	0	0	35	
22	Crawford f	6-13	1-3	0-0	0-3-3	3	13	1	3	0	2	35	
1	Chavez g	5-11	4-7	2-2	1-3-4	1	16	1	3	0	2	34	
3	Henry g	1-2	0-1	2-5	0-1-1	4	4	0	1	0	0	17	
4	Newman g	4-7	1-1	0-0	1-3-4	0	9	9	2	0	0	32	
0	Ree	1-1	0-0	0-0	0-0-0	1	2	0	0	0	0	4	
2	Mangum g	2-4	0-2	0-0	0-3-3	0	4	1	0	0	2	24	
20	Crawford g	2-3	0-0	0-0	0-1-1	0	4	0	1	0	1	9	
11	Henderson	0-0	0-0	0-0	0-0-0	0	0	0	0	0	1	7	
14	Allen	1-1	0-0	0-0	1-0-1	1	2	0	0	1	0	4	
Team		5-0-5											
Totals		28-50	6-14	8-15	9-19-28	13	70	13	16	1	8	200	
		56.0	42.9	53.3									

FG's (1st Half: 15-28 53.6%; 2nd Half: 13-22 59.1%)  
 3FG's (1st Half: 3-6 50.0%; 2nd Half: 3-8 37.5%)  
 FT's (1st Half: 5-11 45.5%; 2nd Half: 3-4 75.0%)

Score by Periods	1st	2nd	Total
Louisiana Tech	38	32	70
Grand Canyon	38	35	73

## LOUISIANA TECH 96, DALLAS CHRISTIAN 55 GAME 15 • 1-3-24 • RUSTON, LA.

##	DCC	FG	3FG	FT	REB	PF	TP	A	TO	B	S	Min	
2	Walker g	2-4	1-2	0-0	1-0-1	0	5	0	5	0	1	15	
5	Canady g	3-3	0-0	1-5	0-0-0	1	7	1	2	0	2	22	
21	Gipson g	4-8	4-8	0-0	0-1-1	4	12	0	0	0	1	20	
25	Elam g	2-4	0-2	0-0	1-1-2	2	4	2	1	0	0	21	
35	Gai c	2-7	2-3	0-0	1-2-3	2	6	1	2	0	0	23	
4	Torres	1-5	0-2	0-0	3-1-4	0	2	0	1	0	0	14	
12	Lancit	2-6	0-1	0-0	0-3-3	0	4	1	4	0	2	19	
20	Smith	2-10	1-4	1-2	0-0-2	2	6	1	1	0	0	18	
24	Matheus	2-3	0-0	2-2	0-3-3	0	6	1	3	0	0	18	
33	Ducros	1-3	0-0	0-0	2-2-4	3	2	0	0	0	0	14	
11	Shepard	0-6	0-1	0-0	1-1-2	0	0	0	1	0	0	9	
41	Lingar	0-0	0-0	1-2	0-0-0	1	1	0	0	0	0	7	
Team		5-1-6											
Totals		21-59	8-23	5-11	14-15-29	15	55	8	20	0	6	200	
		35.6	34.8	45.5									

FG's (1st Half: 8-29 27.6%; 2nd Half: 13-30 43.3%)  
 3FG's (1st Half: 4-12 33.3%; 2nd Half: 4-11 36.4%)  
 FT's (1st Half: 3-6 50.0%; 2nd Half: 2-5 40.0%)

##	LA Tech	FG	3FG	FT	REB	PF	TP	A	TO	B	S	Min	
13	Batcho f	9-10	0-0	4-7	3-3-	6	2	22	1	2	0	22	
22	Crawford f	7-11	1-3	4-4	4-3-7	0	18	1	0	3	3	25	
1	Chavez g	3-7	3-7	0-0	0-2-2	0	9	2	0	1	2	26	
4	Newman g	4-5	1-1	4-4	0-5-5	2	13	9	4	0	2	24	
20	Crawford g	2-2	1-1	0-0	1-2-3	0	5	6	1	0	2	32	
0	Ree	1-5	0-2	0-0	2-2-4	1	2	0	0	0	0	10	
2	Mangum	6-10	1-4	2-2	1-2-3	0	15	0	1	1	1	17	
5	Turner	0-0	0-0	1-2	0-1-1	1	1	0	1	0	0	6	
11	Henderson	3-5	0-2	2-2	0-3-3	3	8	1	1	1	3	20	
14	Allen	0-0	0-0	3-4	0-2-2	0	3	0	0	3	0	14	
10	Ponder	0-2	0-1	0-0	0-2-2	0	0	0	0	0	0	2	
21	Vertus	0-1	0-1	0-0	0-0-0	0	0	0	0	0	0	0	
Team		0-0-0											
Totals		35-58	7-22	19-25	11-27-38	9	96	20	11	11	13	200	
		60.3	31.8	76.0									

FG's (1st Half: 19-29 65.5%; 2nd Half: 16-29 55.2%)  
 3FG's (1st Half: 4-13 30.8%; 2nd Half: 3-9 33.3%)  
 FT's (1st Half: 11-15 73.3%; 2nd Half: 8-10 80.0%)

Score by Periods	1st	2nd	Total
Dallas Christian	23	32	55
Louisiana Tech	53	43	96

## LOUISIANA TECH 77, SAM HOUSTON 81 GAME 16 • 1-6-24 • HUNTSVILLE, TEXAS

##	SHSU	FG	3FG	FT	REB	PF	TP	A	TO	B	S	Min	
2	Barnes f	6-12	0-2	3-4	1-2-3	2	15	4	1	0	1	32	
31	Doumbia c	3-7	0-3	1-2	0-4-4	3	7	0	1	1	1	20	
3	Wilkinson g	7-16	4-8	6-6	0-3-3	2	24	5	1	1	0	29	
10	Nicholas g	2-7	1-1	0-0	3-6-9	3	5	1	1	0	1	31	
13	Ray g	2-8	1-3	2-2	0-0-0	1	7	2	0	0	1	30	
5	Boykin	3-4	1-2	4-6	0-1-1	3	11	4	1	0	2	21	
40	Scroggins	3-7	0-0	0-0	3-4-7	4	6	1	1	0	1	20	
1	Wrzeszcz	1-2	1-1	0-0	0-0-0	0	3	0	0	0	0	8	
0	McGlashan	1-1	1-1	0-0	0-0-0	3	3	0	0	0	1	8	
Team		2-4-6											
Totals		28-64	9-21	16-20	9-24-33	21	81	17	6	2			

**/// 2023-24 BOX SCORES**

<b>LOUISIANA TECH AT JACKSONVILLE STATE GAME 19 • 1-20-24 • JACKSONVILLE, ALA.</b>	<b>LOUISIANA TECH VS. UTEP GAME 20 • 1-25-24 • RUSTON, LA.</b>	<b>LOUISIANA TECH VS. NEW MEXICO STATE GAME 21 • 1-27-24 • RUSTON, LA.</b>
<b>LOUISIANA TECH AT FIU GAME 22 • 2-1-24 • MIAMI, FLA.</b>	<b>LOUISIANA TECH VS. WKU GAME 23 • 2-6-24 • RUSTON, LA.</b>	<b>LOUISIANA TECH AT LIBERTY GAME 24 • 2-10-24 • LYNCHBURG, VA.</b>

# 2023-24 OVERALL STATISTICS



## 2023-24 Louisiana Tech Men's Basketball Combined Team Statistics All games

Page 1/1  
as of Jan 14, 2024

### Game Records

Record	Overall	Home	Away	Neutral
ALL GAMES	12-6	9-0	3-6	0-0
CONFERENCE	2-1	1-0	1-1	0-0
NON-CONFERENCE	10-5	8-0	2-5	0-0

### Score by Periods

Team	1st	2nd	OT	TOT
Louisiana Tech	659	689	21	1369
Opponents	525	615	23	1163

### Team Box Score

No.	Player	Total			3-Point			F-Throw		Rebounds				Other								
		GP-GS	MIN	AVG	FG-FGA	FG%	3FG-3FGA	3FG%	FT-FTA	FT%	OFF	DEF	TOT	AVG	PF	DQ	A	TO	BLK	STL	PTS	AVG
22	CRAWFORD, Isaiah	18-18	555:02	30.8	97-197	.492	21-50	.420	58-80	.725	31	77	108	6.0	41	2	44	47	30	36	273	15.2
13	BATCHO, Daniel	16-16	472:42	29.5	86-152	.566	0-2	.000	66-103	.641	66	97	163	10.2	39	1	10	28	36	5	238	14.9
1	CHAVEZ, Tahlik	18-18	516:57	28.7	69-166	.416	48-117	.410	41-52	.788	7	35	42	2.3	27	1	27	22	1	17	227	12.6
4	NEWMAN JR., Sean	15-14	417:03	27.8	38-100	.380	9-29	.310	36-42	.857	3	45	48	3.2	25	0	78	34	1	13	121	8.1
3	HENRY, Tyler	16-11	307:48	19.2	31-80	.388	18-56	.321	25-39	.641	9	24	33	2.1	22	0	10	8	0	10	105	6.6
0	REE, Devin	13-0	170:07	13.1	30-51	.588	15-27	.556	8-15	.533	13	19	32	2.5	26	2	4	7	0	12	83	6.4
2	MANGUM, Dravon	18-6	354:37	19.7	32-88	.364	11-43	.256	27-35	.771	23	54	77	4.3	23	0	15	12	7	17	102	5.7
11	HENDERSON, Jaylin	18-4	336:48	18.7	34-86	.395	11-37	.297	17-24	.708	4	35	39	2.2	32	0	19	18	3	14	96	5.3
20	CRAWFORD, Jordan	16-1	237:10	14.8	18-46	.391	4-9	.444	11-20	.550	8	37	45	2.8	15	0	19	15	2	8	51	3.2
5	TURNER, Jordan	6-0	54:43	9.1	6-11	.545	3-8	.375	2-6	.333	0	9	9	1.5	3	0	5	5	0	1	17	2.8
21	VERTUS, Alex	3-0	18:12	6.1	4-8	.500	0-3	.000	0-0	.000	0	4	4	1.3	1	0	1	1	0	1	8	2.7
34	MILLER JR., Terri	9-0	62:05	6.9	10-24	.417	0-2	.000	0-0	.000	10	7	17	1.9	12	0	5	8	2	2	20	2.2
14	ALLEN, Will	17-2	139:55	8.2	11-23	.478	0-1	.000	4-8	.500	14	19	33	1.9	17	0	3	3	8	4	26	1.5
10	PONDER, Ben	2-0	06:51	3.4	1-4	.250	0-2	.000	0-0	.000	0	2	2	1.0	0	0	0	0	0	0	2	1.0
Team											29	34	63					14				
<b>Total</b>		<b>18</b>	<b>3650</b>		<b>467-1036</b>	<b>.451</b>	<b>140-386</b>	<b>.363</b>	<b>295-424</b>	<b>.696</b>	<b>217</b>	<b>498</b>	<b>715</b>	<b>39.7</b>	<b>283</b>	<b>6</b>	<b>240</b>	<b>222</b>	<b>90</b>	<b>140</b>	<b>1369</b>	<b>76.1</b>
<b>Opponents</b>		<b>18</b>	<b>3650</b>		<b>406-1040</b>	<b>.390</b>	<b>128-378</b>	<b>.339</b>	<b>223-317</b>	<b>.703</b>	<b>186</b>	<b>421</b>	<b>607</b>	<b>33.7</b>	<b>339</b>	<b>10</b>	<b>190</b>	<b>232</b>	<b>61</b>	<b>118</b>	<b>1163</b>	<b>64.6</b>

### Team Statistics

	LATECH	OPP
<b>Scoring</b>	<b>1369</b>	<b>1163</b>
Points per game	76.1	64.6
Scoring margin	+11.4	-
<b>Field goals-att</b>	<b>467-1036</b>	<b>406-1040</b>
Field goal pct	.451	.390
<b>3 point fg-att</b>	<b>140-386</b>	<b>128-378</b>
3-point FG pct	.363	.339
3-pt FG made per game	7.8	7.1
<b>Free throws-att</b>	<b>295-424</b>	<b>223-317</b>
Free throw pct	.696	.703
F-Throws made per game	16.4	12.4
<b>Rebounds</b>	<b>715</b>	<b>607</b>
Rebounds per game	39.7	33.7
Rebounding margin	+6.0	-
<b>Assists</b>	<b>240</b>	<b>190</b>
Assists per game	13.3	10.6
<b>Turnovers</b>	<b>222</b>	<b>232</b>
Turnovers per game	12.3	12.9
Turnover margin	+0.6	-
Assist/turnover ratio	1.1	0.8
<b>Steals</b>	<b>140</b>	<b>118</b>
Steals per game	7.8	6.6
<b>Blocks</b>	<b>90</b>	<b>61</b>
Blocks per game	5.0	3.4
<b>Winning streak</b>	<b>2</b>	<b>-</b>
Home win streak	9	-
<b>Attendance</b>	<b>18809</b>	<b>34009</b>
Home games-Avg/Game	9-2090	9-3779
Neutral site-Avg/Game	-	0-0

### Team Results

Date	Opponent	Score	Att.
11/06/2023	at Colorado St.	L 73-81	4331
11/13/2023	Lyon	W 100-43	1907
11/16/2023	at ULM	W 73-63	1702
11/21/2023	Southern Utah	W 67-53	2013
11/22/2023	McNeese	W 71-62	2012
11/25/2023	Dillard	W 105-65	1993
11/29/2023	at New Mexico	L 65-74	10216
12/02/2023	Nicholls	W 68-55	2018
12/05/2023	at SFA	W 56-49	2328
12/09/2023	Louisiana	W 72-67	2474
12/12/2023	Southeastern La.	W 89-60	2031
12/16/2023	at Saint Louis	L 74-75	4789
12/20/2023	at Seattle U	Lot 73-79	702
12/30/2023	at Grand Canyon	L 70-73	7436
01/03/2024	Dallas Christian	W 96-55	2013
01/06/2024	at Sam Houston	L 77-81	0
01/11/2024	at Middle Tenn.	W 60-52	2505
01/14/2024	Liberty	Wot 80-76	2348

# 2023-24 CONFERENCE STATISTICS



## 2023-24 Louisiana Tech Men's Basketball Combined Team Statistics In Conference games

Page 1/1  
as of Jan 14, 2024

### Game Records

Record	Overall	Home	Away	Neutral
ALL GAMES	2-1	1-0	1-1	0-0
CONFERENCE	2-1	1-0	1-1	0-0
NON-CONFERENCE	0-0	0-0	0-0	0-0

### Score by Periods

Team	1st	2nd	OT	TOT
Louisiana Tech	95	111	11	217
Opponents	104	98	7	209

### Team Box Score

No.	Player	Total			3-Point			F-Throw		Rebounds				PF DQ A TO BLK STL PTS				AVG				
		GP-GS	MIN	AVG	FG-FGA	FG%	3FG-3FGA	3FG%	FT-FTA	FT%	OFF	DEF	TOT	AVG	PF	DQ	A		TO	BLK	STL	PTS
1	CHAVEZ, Tahlík	3-3	107:35	35.9	18-35	.514	10-20	.500	8-11	.727	0	2	2	0.7	5	0	7	4	0	2	54	18.0
22	CRAWFORD, Isaiah	3-3	105:39	35.2	16-35	.457	6-9	.667	10-16	.625	2	17	19	6.3	9	1	5	11	10	5	48	16.0
13	BATCHO, Daniel	3-3	105:21	35.1	18-34	.529	0-1	.000	9-14	.643	18	14	32	10.7	4	0	1	6	10	1	45	15.0
4	NEWMAN JR., Sean	3-3	80:48	26.9	7-18	.389	1-2	.500	10-10	1.000	0	8	8	2.7	7	0	9	12	0	0	25	8.3
3	HENRY, Tyler	3-3	65:00	21.7	6-16	.375	4-13	.308	5-5	1.000	1	3	4	1.3	5	0	3	0	0	1	21	7.0
20	CRAWFORD, Jordan	3-0	62:17	20.8	3-12	.250	2-3	.667	3-4	.750	1	18	19	6.3	6	0	3	3	1	2	11	3.7
2	MANGUM, Dravon	3-0	56:59	19.0	0-7	.000	0-5	.000	7-10	.700	4	10	14	4.7	3	0	2	1	1	2	7	2.3
34	MILLER JR., Terri	1-0	04:13	4.2	1-1	1.000	0-0	.000	0-0	.000	1	0	1	1.0	0	0	0	1	0	1	2	2.0
11	HENDERSON, Jaylin	3-0	23:40	7.9	2-9	.222	0-4	.000	0-0	.000	0	2	2	0.7	1	0	1	0	0	1	4	1.3
14	ALLEN, Will	3-0	13:27	4.5	0-0	.000	0-0	.000	0-0	.000	1	1	2	0.7	2	0	0	0	0	0	0	0.0
Team											7	7	14					1				
<b>Total</b>		<b>3</b>	<b>625</b>		<b>71-167</b>	<b>.425</b>	<b>23-57</b>	<b>.404</b>	<b>52-70</b>	<b>.743</b>	<b>35</b>	<b>82</b>	<b>117</b>	<b>39.0</b>	<b>42</b>	<b>1</b>	<b>31</b>	<b>39</b>	<b>22</b>	<b>15</b>	<b>217</b>	<b>72.3</b>
<b>Opponents</b>		<b>3</b>	<b>625</b>		<b>75-178</b>	<b>.421</b>	<b>24-70</b>	<b>.343</b>	<b>35-46</b>	<b>.761</b>	<b>30</b>	<b>70</b>	<b>100</b>	<b>33.3</b>	<b>59</b>	<b>0</b>	<b>35</b>	<b>33</b>	<b>9</b>	<b>23</b>	<b>209</b>	<b>69.7</b>

### Team Statistics

	LATECH	OPP
<b>Scoring</b>	<b>217</b>	<b>209</b>
Points per game	72.3	69.7
Scoring margin	+2.7	-
<b>Field goals-att</b>	<b>71-167</b>	<b>75-178</b>
Field goal pct	.425	.421
<b>3 point fg-att</b>	<b>23-57</b>	<b>24-70</b>
3-point FG pct	.404	.343
3-pt FG made per game	7.7	8.0
<b>Free throws-att</b>	<b>52-70</b>	<b>35-46</b>
Free throw pct	.743	.761
F-Throws made per game	17.3	11.7
<b>Rebounds</b>	<b>117</b>	<b>100</b>
Rebounds per game	39.0	33.3
Rebounding margin	+5.7	-
<b>Assists</b>	<b>31</b>	<b>35</b>
Assists per game	10.3	11.7
<b>Turnovers</b>	<b>39</b>	<b>33</b>
Turnovers per game	13.0	11.0
Turnover margin	-2.0	-
Assist/turnover ratio	0.8	1.1
<b>Steals</b>	<b>15</b>	<b>23</b>
Steals per game	5.0	7.7
<b>Blocks</b>	<b>22</b>	<b>9</b>
Blocks per game	7.3	3.0
<b>Winning streak</b>	<b>2</b>	<b>-</b>
Home win streak	1	-
<b>Attendance</b>	<b>2348</b>	<b>2505</b>
Home games-Avg/Game	1-2348	2-1253
Neutral site-Avg/Game	-	0-0

### Team Results

Date	Opponent		Score	Att.
01/06/2024	at Sam Houston	L	77-81	0
01/11/2024	at Middle Tenn.	W	60-52	2505
01/14/2024	Liberty	Wot	80-76	2348

## TV/RADIO ROSTER



**0**

**DEVIN REE**

G - 6'8" - 180 - SO/TR  
JACKSON, MISS.



**1**

**TAHLIK CHAVEZ**


G - 6'2" - 160 - GR/TR  
ARLINGTON, TEXAS



**2**

**DRAVON MANGUM**

F - 6'8" - 205 - GR/1L  
ROXBORO, N.C.



**3**

**TYLER HENRY**

G - 6'4" - 186 - GR/TR  
BROOKLYN, N.Y.



**4**

**SEAN NEWMAN JR.**

G - 6'1" - 160 - R-SO/TR  
LOS ANGELES, CALIF.



**5**

**JORDAN TURNER**

G/F - 6'8" - 195 - R-SR/TR  
HOUSTON, TEXAS



**10**

**BEN PONDER**

G - 6'3" - 200 - JR/2L  
SHREVEPORT, LA.



**11**

**JAYLIN HENDERSON**

G - 6'3" - 175 - JR/TR  
WICHITA, KAN.



**13**

**DANIEL BATCHO**

F - 6'11" - 235 - R-JR/TR  
PARIS, FRANCE



**14**

**WILL ALLEN**

F - 6'7" - 225 - R-SO/2L  
NEW ORLEANS, LA.



**20**

**JORDAN CRAWFORD**

G - 6'3" - 175 - SO/1L  
RUSTON, LA.



**21**

**ALEX VERTUS**

G - 6'3" - 205 - JR/TR  
CORAL SPRINGS, FLA.



**22**

**ISAIAH CRAWFORD**

F - 6'6" - 220 - SR/4L  
FORT WORTH, TEXAS



**34**

**TERRI MILLER JR.**

F - 6'8" - 250 - JR/TR  
FRESNO, CALIF.