

2022-23 LADY TECHSTERS BASKETBALL



LOUISIANA TECH

27 NCAA Tournaments * 13 Final Fours * 8 National Title Games * 3 National Titles (1981 AIAW, 1982 NCAA, 1988 NCAA)

GAMEDAY INFORMATION

DATE/TIME: Thursday, Feb. 23 | 6:00 p.m. CT
LOCATION: Thomas Assembly Center | Ruston, La.
SERIES HISTORY: LA TECH 27-25
STREAK: WKU, 2
LAST MEETING: Jan. 19, 2023 | Bowling Green, Ky.
RESULT: WKU 66-55
MEDIA: CUSA.tv
RADIO: LA Tech Sports Network (97.7 FM) | La Tech Athletics App
TALENT: Kyle Roberts (PxP)
LIVE STATS: LaTechSports.comStats

2022-23 SCHEDULE

Overall: 16-10 | C-USA: 9-7 | H: 9-4 | A: 5-5 | N: 2-1

| NOVEMBER | MEDIA | W/L | SCORE |
|-----------------------|---------|-----|-------|
| 7 CENTRAL BAPTIST | CUSA.tv | W | 86-30 |
| 10 ARKANSAS STATE | CUSA.tv | W | 59-56 |
| 13 at ULM | ESPN+ | W | 68-53 |
| 22 SMU | ESPN+ | L | 59-63 |
| 25 Stetson^ | N/A | W | 73-50 |
| 26 Illinois State^ | N/A | L | 53-70 |
| 27 George Washington^ | N/A | W | 71-52 |

DECEMBER

| | | | |
|------------------|---------|---|---------------------|
| 3 ALCORN STATE | CUSA.tv | W | 70-59 |
| 8 VANDERBILT | ESPN+ | L | 70-75 ^{OT} |
| 12 SOUTH ALABAMA | CUSA.tv | W | 73-50 |
| 18 UTEP* | CUSA.tv | L | 54-62 |
| 29 at UTSA* | CUSA.tv | W | 62-57 |
| 31 CHARLOTTE* | CUTS.tv | L | 57-66 |

JANUARY

| | | | |
|-------------------------|---------|---|-------|
| 5 RICE* | CUSA.tv | W | 79-74 |
| 7 at UTEP* | CUSA.tv | L | 72-66 |
| 11 NORTH TEXAS* | CUSA.tv | W | 81-66 |
| 14 at UAB* | CUSA.tv | W | 61-55 |
| 19 at WKU* | ESPN+ | L | 55-66 |
| 21 at Middle Tennessee* | ESPN+ | L | 50-68 |
| 26 UAB* | CUSA.tv | W | 67-62 |
| 28 UTSA* | CUSA.tv | L | 63-66 |

FEBRUARY

| | | | |
|----------------------|---------|---|----------------------|
| 2 at Rice* | CUSA.tv | L | 57-60 |
| 9 FIU* | CUSA.tv | W | 76-65 |
| 11 FLORIDA ATLANTIC* | CUSA.tv | W | 68-56 |
| 16 at North Texas* | ESPN+ | W | 57-44 |
| 18 at Charlotte* | ESPN+ | W | 83-79 ^{2OT} |
| 23 WKU* | CUSA.tv | | 6 p.m. CT |
| 25 MIDDLE TENNESSEE* | ESPN+ | | 1 p.m. CT |

MARCH

| | | | |
|------------------------|---------|--|-----------|
| 2 at FIU* | CUSA.tv | | 6 p.m. CT |
| 4 at Florida Atlantic* | CUSA.tv | | 1 p.m. CT |
| 7 at C-USA Tournament | CUSA.tv | | TBA |

All home games CAPS | All times CST and subject to change

^ UNLV Thanksgiving Tournament (Las Vegas, Nev.)

* C-USA game

§ Frisco, Texas (The Star)

A LOUISIANA TECH WIN WOULD...

- Extend Tech's win streak to five games, the longest of the season.
- Move Tech to 87-84 in C-USA games all-time.
- Give Tech double digit home wins in three of the last four seasons.
- Give Tech double digit conference in back-to-back seasons.

#OneMore

GAME 27 MATCHUP



LA TECH LADY TECHSTERS (16-10, 9-7 C-USA)

HEAD COACH: Brooke Stoehr

RECORD AT LA TECH: 117-89 (7th year)

CAREER RECORD: 188-147 (11th year)

VS



WKU HILLTOPPERS (14-11, 11-5 C-USA)

HEAD COACH: Greg Collins

RECORD AT SCHOOL: 81-561 (6th year)

CAREER RECORD: Same (Same)

LA TECH STORYLINES

• Louisiana Tech swept North Texas and Charlotte on the road last week to extend Tech's win streak to four games, the longest of the season. Tech beat UNT 57-44 and took out Charlotte 83-79 in a double overtime thriller.

• **Keiunna Walker** earned her second C-USA Player of the Week award posting her second career double-double with 27 points and 14 rebounds to go with five assists and four drawn charges at Charlotte.

• LA Tech's bench has reached double figures 24 times this season and has used nine players in a starting role this season and used five different starting fives.

• Tech is 11-0 this season when holding teams to less than 60 points and 10-0 when out rebounding the opposition. Tech is also 9-1 when scoring more than 70.

• LA Tech is currently No. 2 in C-USA in FG% (.445), FT% (.773), defensive FG% (.388), and scoring defense (60.6 PPG). Tech leads C-USA in 3FG% (.338) and ranks third in assists (346) and APG (13.3).

• **Keiunna Walker** sits at No. 9 in all-time scoring with 1,860 points. Walker has reached double figures in 24 of 26 games, including 20 straight. Her 17.6 PPG is No. 2 in C-USA.

• **Keiunna Walker** ranks No. 3 in career free-throw makes (533) and No. 3 in attempts (715). She has also eclipsed 600 made field goals in her career (633). Walker leads C-USA in FTA (177) and FTM (140).

• **Anna Larr Roberson** became the 44th player in program history to reach 1,000 career points. She now sits at No. 36 with 1,171 career points. She is also No. 3 in all-time career Free Throw percentage list at .801, and surpassed 700 career rebounds at Western Kentucky.

• **Lotte Sant** is shooting 52.1 percent from three (38-73) in conference play this season moved past Monica Maxwell for No. 7 on the all-time makes list with 135.

• LA Tech reached 600 wins at home against UAB on Jan. 26. Last season, Tech surpassed 500 wins in the TAC and 400 wins on the road.














• LA Tech returns 98% of last season's minutes, scoring, assists, steals, 97% of their rebounds, and 93% of their blocks.

• **Keiunna Walker** was named the 2022 C-USA Preseason Player of the Year and **Anna Larr Roberson** was named to the Preseason Second-Team. The Techsters were picked to finished second in the preseason coaches' poll.

• **Brooke Stoehr** surpassed 100 wins as the Lady Techsters head coach, passing Teresa Weatherspoon for third on the all-time list, and coached in her 200th game against UAB.
 • LA Tech added two new staff members this off-season in Associate Head Coach **Nitra Perry** and Assistant Coach **Pierre Miller**.

• LA Tech added signed two players on the first day of the early signing period with guards **Jianna Morris** (Shrewood, Ark./Sylvan Hills HS) and **Paris Guillory** (Lake Charles, La./St. Louis Catholic).

2022-23 LADY TECHSTERS

| 1 |  | AUTUMN SMITH • So. • G • 5-7 • Arlington, Texas | <table border="1"> <thead> <tr> <th>PTS</th> <th>REB</th> <th>AST</th> <th>STL</th> <th>FG%</th> <th>3FG</th> <th>FT%</th> </tr> </thead> <tbody> <tr> <td>1.3</td> <td>0.3</td> <td>0.4</td> <td>0.1</td> <td>66.7</td> <td>0.0</td> <td>100.0</td> </tr> </tbody> </table> | PTS | REB | AST | STL | FG% | 3FG | FT% | 1.3 | 0.3 | 0.4 | 0.1 | 66.7 | 0.0 | 100.0 | <ul style="list-style-type: none"> • Appeared in 15 games for a total 46 minutes as a Freshman • Collected four points and an assist in the first game of the 22-23 season against Central Baptist • Named a Class 6A TGCA All-State, All-District and Academic All-District selection as a junior in High School |
|-----------|-------------------------------------------------------------------------------------|----------------------------------------------------------------|-------------------------------------------------------------------------------------------------------------------------------------------------------------------------------------------------------------------------------------------------------------------------------|------|-------|-------|-----|-----|-----|-----|------|-----|-----|-----|------|-------|-------|--------------------------------------------------------------------------------------------------------------------------------------------------------------------------------------------------------------------------------------------------------------------------------------------------------------------------------------------------------------------------------------------------------------------------------------------------|
| PTS | REB | AST | STL | FG% | 3FG | FT% | | | | | | | | | | | | |
| 1.3 | 0.3 | 0.4 | 0.1 | 66.7 | 0.0 | 100.0 | | | | | | | | | | | | |
| 2 |  | KEIUNNA WALKER • Sr. • G • 5-6 • Lonoke, Ark. | <table border="1"> <thead> <tr> <th>PTS</th> <th>REB</th> <th>AST</th> <th>STL</th> <th>FG%</th> <th>3FG</th> <th>FT%</th> </tr> </thead> <tbody> <tr> <td>17.6</td> <td>4.3</td> <td>2.0</td> <td>1.2</td> <td>42.7</td> <td>33.3</td> <td>79.1</td> </tr> </tbody> </table> | PTS | REB | AST | STL | FG% | 3FG | FT% | 17.6 | 4.3 | 2.0 | 1.2 | 42.7 | 33.3 | 79.1 | <ul style="list-style-type: none"> • Named 2022 Preseason C-USA Player of the Year • First-Team All-C-USA & C-USA All-Tournament Selection in 2022 • No. 9 on all-time Lady Techster scoring list with 1,860 points • Recorded fourth triple-double in program history with 27 points, 15 rebounds, and 10 assists vs. Rice |
| PTS | REB | AST | STL | FG% | 3FG | FT% | | | | | | | | | | | | |
| 17.6 | 4.3 | 2.0 | 1.2 | 42.7 | 33.3 | 79.1 | | | | | | | | | | | | |
| 3 |  | ROBYN LEE • So. • G • 5-8 • Moss Point, Miss. | <table border="1"> <thead> <tr> <th>PTS</th> <th>REB</th> <th>AST</th> <th>STL</th> <th>FG%</th> <th>3FG</th> <th>FT%</th> </tr> </thead> <tbody> <tr> <td>6.3</td> <td>2.0</td> <td>1.3</td> <td>0.4</td> <td>56.9</td> <td>0.0</td> <td>75.0</td> </tr> </tbody> </table> | PTS | REB | AST | STL | FG% | 3FG | FT% | 6.3 | 2.0 | 1.3 | 0.4 | 56.9 | 0.0 | 75.0 | <ul style="list-style-type: none"> • Appeared in all 33 games, making 10 starts in 2022 • Shot 40.2% from the field, 31.0% from 3-point in 2022 • Season-high 17 points vs. LSU-A; double figures in six games (21-22) • Scored a career-high 20 points off bench in win over UAB • Nick-Named "Big Shot Rob"; hit the game-winner at Old Dominion |
| PTS | REB | AST | STL | FG% | 3FG | FT% | | | | | | | | | | | | |
| 6.3 | 2.0 | 1.3 | 0.4 | 56.9 | 0.0 | 75.0 | | | | | | | | | | | | |
| 4 |  | LOTTE SANT • Jr. • G • 6-1 • Amsterman, The Netherlands | <table border="1"> <thead> <tr> <th>PTS</th> <th>REB</th> <th>AST</th> <th>STL</th> <th>FG%</th> <th>3FG</th> <th>FT%</th> </tr> </thead> <tbody> <tr> <td>6.3</td> <td>2.2</td> <td>0.7</td> <td>0.3</td> <td>44.4</td> <td>44.9</td> <td>84.6</td> </tr> </tbody> </table> | PTS | REB | AST | STL | FG% | 3FG | FT% | 6.3 | 2.2 | 0.7 | 0.3 | 44.4 | 44.9 | 84.6 | <ul style="list-style-type: none"> • Her 113 games played are the second most in a Techsters' uniform among active players on the roster; behind Walker's 135 • Scored a 22-23 season-high 17 on a career-high 5 made 3s vs UNT • Has hit at least one three in 21 of 22 games in 22-23 • Shooting 52.1 percent from three in conference (38-73) |
| PTS | REB | AST | STL | FG% | 3FG | FT% | | | | | | | | | | | | |
| 6.3 | 2.2 | 0.7 | 0.3 | 44.4 | 44.9 | 84.6 | | | | | | | | | | | | |
| 10 |  | SALMA BATES • Jr. • G • 5-7 • Kenner, La. | <table border="1"> <thead> <tr> <th>PTS</th> <th>REB</th> <th>AST</th> <th>STL</th> <th>FG%</th> <th>3FG</th> <th>FT%</th> </tr> </thead> <tbody> <tr> <td>6.7</td> <td>3.0</td> <td>3.5</td> <td>0.9</td> <td>38.4</td> <td>27.4</td> <td>73.7</td> </tr> </tbody> </table> | PTS | REB | AST | STL | FG% | 3FG | FT% | 6.7 | 3.0 | 3.5 | 0.9 | 38.4 | 27.4 | 73.7 | <ul style="list-style-type: none"> • Started all 33 games at PG in 1st season w/LA Tech (Tulane Transfer) • Led team in assists with 101; had five games of six assists in 21-22 • Tied a career-high with 17 points in the win over Arkansas State • Has had 3+ assists in 18 of 26 games this season; high of 6, twice • Nick-Named "Buzzer Beater Bates"; hit 5 buzzer-beaters last season |
| PTS | REB | AST | STL | FG% | 3FG | FT% | | | | | | | | | | | | |
| 6.7 | 3.0 | 3.5 | 0.9 | 38.4 | 27.4 | 73.7 | | | | | | | | | | | | |
| 12 |  | GABBIE GREEN • Gr. • G • 5-7 • Bellville, Texas | <table border="1"> <thead> <tr> <th>PTS</th> <th>REB</th> <th>AST</th> <th>STL</th> <th>FG%</th> <th>3FG</th> <th>FT%</th> </tr> </thead> <tbody> <tr> <td>2.8</td> <td>1.7</td> <td>0.7</td> <td>0.2</td> <td>29.1</td> <td>32.8</td> <td>70.0</td> </tr> </tbody> </table> | PTS | REB | AST | STL | FG% | 3FG | FT% | 2.8 | 1.7 | 0.7 | 0.2 | 29.1 | 32.8 | 70.0 | <ul style="list-style-type: none"> • Transferred from Pittsburgh, starting 47-out-of 48 games • Hit most threes by a Junior at Pitt, with 60; made 85 in two years • NJCAA First Team All-America at South Plains College; No.1 Ranking • Sat out 2021-22 due to an injury • Scored a season-high 11 points vs. Illinois State on Nov. 26 |
| PTS | REB | AST | STL | FG% | 3FG | FT% | | | | | | | | | | | | |
| 2.8 | 1.7 | 0.7 | 0.2 | 29.1 | 32.8 | 70.0 | | | | | | | | | | | | |
| 23 |  | SILVIA NATIVI • So. • G • 6-0 • Ferrara, Italy | <table border="1"> <thead> <tr> <th>PTS</th> <th>REB</th> <th>AST</th> <th>STL</th> <th>FG%</th> <th>3FG</th> <th>FT%</th> </tr> </thead> <tbody> <tr> <td>3.9</td> <td>3.2</td> <td>3.2</td> <td>1.0</td> <td>44.3</td> <td>30.3</td> <td>75.0</td> </tr> </tbody> </table> | PTS | REB | AST | STL | FG% | 3FG | FT% | 3.9 | 3.2 | 3.2 | 1.0 | 44.3 | 30.3 | 75.0 | <ul style="list-style-type: none"> • First LA Tech player to ever come from Italy • Led Italy to 2019 18U Euro Championships gold medal • Saw action in all 33 games, starting 23 in 2021-22 • Has had 3+ assists in 14 of 26 games this season • Is Top-50 in NCAA in A:TO at 2.2; 83 assists, 38 turnovers |
| PTS | REB | AST | STL | FG% | 3FG | FT% | | | | | | | | | | | | |
| 3.9 | 3.2 | 3.2 | 1.0 | 44.3 | 30.3 | 75.0 | | | | | | | | | | | | |
| 24 |  | AMAYA BRANNON • So. • G • 5-11 • Plano, Texas | <table border="1"> <thead> <tr> <th>PTS</th> <th>REB</th> <th>AST</th> <th>STL</th> <th>FG%</th> <th>3FG</th> <th>FT%</th> </tr> </thead> <tbody> <tr> <td>7.9</td> <td>4.9</td> <td>1.1</td> <td>1.0</td> <td>41.0</td> <td>24.4</td> <td>79.2</td> </tr> </tbody> </table> | PTS | REB | AST | STL | FG% | 3FG | FT% | 7.9 | 4.9 | 1.1 | 1.0 | 41.0 | 24.4 | 79.2 | <ul style="list-style-type: none"> • Appeared in all 33 games, making 21 starts • Became 13th true freshman since 2000-01 to start season opener • Scored a career-high 18 points at ULM on Nov. 13, 2022 • Registered first-career double-double with 15 points & 10 rebounds against Charlotte; 10 rebounds are a new career-high |
| PTS | REB | AST | STL | FG% | 3FG | FT% | | | | | | | | | | | | |
| 7.9 | 4.9 | 1.1 | 1.0 | 41.0 | 24.4 | 79.2 | | | | | | | | | | | | |
| 32 |  | KATE THOMPSON • So. • F • 6-2 • Denham Springs, La. | <table border="1"> <thead> <tr> <th>PTS</th> <th>REB</th> <th>AST</th> <th>STL</th> <th>FG%</th> <th>3FG</th> <th>FT%</th> </tr> </thead> <tbody> <tr> <td>1.9</td> <td>1.7</td> <td>0.1</td> <td>0.2</td> <td>56.5</td> <td>0.0</td> <td>80.0</td> </tr> </tbody> </table> | PTS | REB | AST | STL | FG% | 3FG | FT% | 1.9 | 1.7 | 0.1 | 0.2 | 56.5 | 0.0 | 80.0 | <ul style="list-style-type: none"> • Appeared in all 33 games, making 13 starts in first year with Tech • Transferred to Tech from Wisconsin where she played in 24 games • Set a career-high with 14 points vs. McNeese State in 21-22 • Shot 42.9% from the field, 42.9% from three, 84.8% from FT line • Has multiple rebounds in 8 of games avg. 7 min. off the bench |
| PTS | REB | AST | STL | FG% | 3FG | FT% | | | | | | | | | | | | |
| 1.9 | 1.7 | 0.1 | 0.2 | 56.5 | 0.0 | 80.0 | | | | | | | | | | | | |
| 33 |  | MACKENZIE WURM • So. F • 6-4 • Allen, Texas | <table border="1"> <thead> <tr> <th>PTS</th> <th>REB</th> <th>AST</th> <th>BLK</th> <th>FG%</th> <th>3FG</th> <th>FT%</th> </tr> </thead> <tbody> <tr> <td>4.0</td> <td>2.8</td> <td>0.3</td> <td>1.5</td> <td>44.9</td> <td>0.0</td> <td>70.4</td> </tr> </tbody> </table> | PTS | REB | AST | BLK | FG% | 3FG | FT% | 4.0 | 2.8 | 0.3 | 1.5 | 44.9 | 0.0 | 70.4 | <ul style="list-style-type: none"> • Appeared in 13 games as a freshman last season • Earned first-career double-double vs McNeese (12 pts, 12 rebs) • Scored a season-high 11 points at North Texas • Had a career-high 5 blocks at UAB; 3+ blocks in 6 separate games • Made first-career start at UTSA; Leads the team with 37 blocks; |
| PTS | REB | AST | BLK | FG% | 3FG | FT% | | | | | | | | | | | | |
| 4.0 | 2.8 | 0.3 | 1.5 | 44.9 | 0.0 | 70.4 | | | | | | | | | | | | |
| 34 |  | AYEN ANGOI • Fr. • F • 6-0 • Dallas, Texas | <table border="1"> <thead> <tr> <th>PTS</th> <th>REB</th> <th>AST</th> <th>STL</th> <th>FG%</th> <th>3FG</th> <th>FT%</th> </tr> </thead> <tbody> <tr> <td>1.1</td> <td>0.8</td> <td>0.0</td> <td>0.1</td> <td>83.3</td> <td>0.0</td> <td>0.0</td> </tr> </tbody> </table> | PTS | REB | AST | STL | FG% | 3FG | FT% | 1.1 | 0.8 | 0.0 | 0.1 | 83.3 | 0.0 | 0.0 | <ul style="list-style-type: none"> • Saw her first collegiate action against Central Baptist scoring four points and registering three rebounds eight minutes of action • Has scored in each of her first four collegiate appearances • Led program to state semifinals during senior season • Named the North Regional Tournament MVP & First-Team All-State |
| PTS | REB | AST | STL | FG% | 3FG | FT% | | | | | | | | | | | | |
| 1.1 | 0.8 | 0.0 | 0.1 | 83.3 | 0.0 | 0.0 | | | | | | | | | | | | |
| 44 |  | ANNA LARR ROBERSON • Jr. • F • 6-3 • Ruston, La. | <table border="1"> <thead> <tr> <th>PTS</th> <th>RBS</th> <th>AST</th> <th>BLK</th> <th>FG%</th> <th>3FG</th> <th>FT%</th> </tr> </thead> <tbody> <tr> <td>12.6</td> <td>6.9</td> <td>0.5</td> <td>0.6</td> <td>52.6</td> <td>33.3</td> <td>76.2</td> </tr> </tbody> </table> | PTS | RBS | AST | BLK | FG% | 3FG | FT% | 12.6 | 6.9 | 0.5 | 0.6 | 52.6 | 33.3 | 76.2 | <ul style="list-style-type: none"> • Named 2022 Preseason C-USA Second-Team • Earned Second Team All-C-USA & All-Tournament in 2021-22 • Has 20 career double-doubles; surpassed 500 career rebounds • Career-high 44 points vs Rice in '22; 5th most in program history • No. 36 on all-time scoring list with 1,171 points |
| PTS | RBS | AST | BLK | FG% | 3FG | FT% | | | | | | | | | | | | |
| 12.6 | 6.9 | 0.5 | 0.6 | 52.6 | 33.3 | 76.2 | | | | | | | | | | | | |
| 45 |  | ANJA BUKVIC • Fr. • G • 5-10 • Belgrade, Serbia | <table border="1"> <thead> <tr> <th>PTS</th> <th>RBS</th> <th>AST</th> <th>STL</th> <th>FG%</th> <th>3FG</th> <th>FT%</th> </tr> </thead> <tbody> <tr> <td>1.8</td> <td>0.3</td> <td>0.2</td> <td>0.1</td> <td>50.0</td> <td>100.0</td> <td>87.5</td> </tr> </tbody> </table> | PTS | RBS | AST | STL | FG% | 3FG | FT% | 1.8 | 0.3 | 0.2 | 0.1 | 50.0 | 100.0 | 87.5 | <ul style="list-style-type: none"> • Scored five points with an assist in her first collegiate game vs. CBC • First ever player to come from Serbia • Led Partizan team to a gold medal in the U16 League of Serbia • Averaged 12 points, 6 rebounds and 4.5 assists • Led Serbia to the U20 2022 Eurp Champoinship Quarterfinals |
| PTS | RBS | AST | STL | FG% | 3FG | FT% | | | | | | | | | | | | |
| 1.8 | 0.3 | 0.2 | 0.1 | 50.0 | 100.0 | 87.5 | | | | | | | | | | | | |

Lady Techsters **BY THE NUMBERS** est. 1974

1,190

PROGRAM WINS NO. 5 ALL-TIME

37

CONFERENCE CHAMPIONSHIPS 21 SEASON, 16 TOURNAMENT

27

NCAA TOURNAMENT APPEARANCES

21

WNBA PLAYERS

19

CONFERENCE PLAYERS OF THE YEAR

17

30-PLUS WIN SEASONS

16

KODAK ALL-AMERICANS

8

NATIONAL TITLE GAMES 79, 81, 82, 83, 87, 88, 94, 98

8

WOMEN'S BASKETBALL HALL OF FAMERS

4

OLYMPIANS MULKEY, LAWRENCE, WEATHERSPOON, LACY

3

NATIONAL CHAMPIONSHIPS 81, 82, 88

3

WADE TROPHY WINNERS KELLY, LAWRENCE, WEATHERSPOON

3

NAISMITH BASKETBALL HALL OF FAMERS BARMORE, WEATHERSPOON, MULKEY

2

WNBA ROOKIES OF THE YEAR LENNOX - 2000, FORD - 2003

NUMERICAL ROSTER

| # | Name | Pos. | Ht | Cl/Exp. | Hometown / Previous School |
|----|--------------------|------|------|---------|----------------------------------------------------------------|
| 1 | Autumn Smith | G | 5-6 | So./1L | Arlington, Texas / Martin HS |
| 2 | Keiunna Walker | G | 5-6 | Sr./4L | Lonoke, Ark. / Lonoke HS |
| 3 | Robyn Lee | G | 5-8 | So./2L | Moss Point, Miss. / Moss Point HS |
| 4 | Lotte Sant | G | 6-1 | Jr./3L | Amsterdam, The Netherlands / Calandlynceum HS |
| 10 | Salma Bates | G | 5-7 | Jr./3L | Kenner, La. / John Curtis HS / Tulane |
| 12 | Gabbie Green | G | 5-7 | Gr./TR | Bellville, Texas / Bellville HS / Pittsburgh / South Plains CC |
| 23 | Silvia Nativi | G | 6-0 | So./1L | Ferrara, Italy / Benedetto Varchi |
| 23 | Amaya Brannon | G | 5-11 | So./1L | Plano, Texas / Plano Senior HS |
| 32 | Kate Thompson | F | 6-2 | So./2L | Denham Springs, La. / Denham Springs HS / Wisconsin |
| 33 | Mackenzie Wurm | F | 6-4 | So./1L | Allen, Texas / Allen HS |
| 34 | Aeyn Angoi | F | 6-0 | Fr./HS | Dallas, Texas / Bishop Lynch HS |
| 44 | Anna Larr Roberson | F | 6-3 | Jr./3L | Ruston, La. / Cedar Creek |
| 45 | Anja Bukvic | G | 5-10 | Fr./HS | Belgrade, Serbia / V Economic School |

COACHING & SUPPORT STAFF

| Title | Name | Experience | Alma Mater |
|-----------------------------|--------------------------|------------|------------------------|
| Head Coach | Brooke Stoehr | 7th Year | LA Tech, '02 |
| Associate Head Coach | Nitra Perry | 1st Year | Mississippi State, '00 |
| Assistant Coach | Pierre Miller | 1st year | Presbyterian, '12 |
| Assistant Coach | Scott Stoehr | 7th Year | Nebraska-Wesleyan, '97 |
| Director of Operations | Nick Long | 7th Year | ULM, '12 |
| Assistant AD/Communications | Kyle Kavanaugh | 2nd Year | LA Tech, '07 |
| Athletic Trainer | Mandy Miller | 10th Year | UAB, '96 |
| Sports Performance | Charlotte Matheson-Watts | 2nd Year | Lincoln Memorial |
| Academics Counselor | Ryan Amodei | 3rd Year | |
| Administrative Assistant | Michelle Taylor | 1st Year | |
| Graduate Manager | Caleb Thomas | 2nd Year | LA Tech '21 |
| Manager | Parker Brown | 2nd Year | |
| Manager | Jalia Redd | 1st Year | |
| Manager | Cameron Singleton | 1st Year | |



Brooke Stoehr
Head Coach



Nitra Perry
Associate Head Coach



Pierre Miller
Assistant Coach



Scott Stoehr
Assistant Coach



Nick Long
Director of Operations



Caleb Thomas
Graduate Manager



Kyle Kavanaugh
Assistant A.D.
Communications



Mandy Miller
Athletic Trainer



Bernadette Forbush
Sports Performance



Morgan Brown
Academics Counselor



Michelle Taylor
Administrative
Assistant

BY LOCATION

Arkansas (1)

Keiunna Walker

Louisiana (3)

Salma Bates
Anna Larr Roberson
Kate Thompson

Mississippi (1)

Robyn Lee

Texas (5)

Autumn Smith
Gabbie Green
Amaya Brannon
Mackenzie Wurm
Aeyn Angoi

International (3)

Lotte Sant (Netherlands)
Silvia Nativi (Italy)
Anja Bukvic (Serbia)

BY CLASS

Freshman (2)

Aeyn Angoi
Anja Bukvic

Sophomores (6)

Amaya Brannon
Robyn Lee
Silvia Nativi
Autumn Smith
Kate Thompson
Mackenzie Wurm

Juniors (3)

Salma Bates
Anna Larr Roberson
Lotte Sant

Seniors (2)

Keiunna Walker
Gabbie Green (Graduate)

BY NAME

- #2 Keiunna Walker - **KEE-ah-nuh**
- #4 Lotte Sant - **lo-Tuh Sahnt**
- #23 Silvia Nativi - **Nuh-TEE-vee**
- #33 Mackenzie Wurm - **WORM**
- #34 Aeyn Angoi - **uh-yen un-Wee**
- #44 Anna Larr Roberson - **Rah-ber-son**
- #45 Anja Bukvic - **on-yuh Boo-K-witch**

HEAD COACH BROOKE STOEHR

Brooke Stoehr knows the storied tradition of Lady Techster basketball.

She was a big part of that history as a player under legendary Hall of Fame head coach Leon Barmore during her four years in Ruston.

This fact combined with her already established track record of winning on the hardwood as a head coach led Louisiana Tech Athletics Director Tommy McClelland to name Stoehr the seventh head coach in Lady Techster basketball history in April of 2016.

Stoehr came back to her alma mater after four tremendously successful years at Northwestern State, where she guided the Lady Demons to three postseason tournaments, including a pair of NCAA Tournament appearances.

Stoehr surpassed the 150-win milestone with a road win at UAB during the 2020-21 season and surpassed 100 wins at Tech in a C-USA tournament semifinal win over UAB this past March. Stoehr now sits third all-time in program wins behind Leon Barmore and Sonja Hogg and enters the 2022-23 season with an overall record of 172-137, including a 101-79 mark in Ruston.

During the 2021-22 season, Stoehr led the Techsters to a 21-12 record on their way to winning the Conference USA West Division crown and earning an automatic birth in the WNIT. The Techsters also reached the C-USA finals for the first time since joining the conference after beating UAB and completing an 11-point fourth quarter comeback over Middle Tennessee in the tournament semifinals.

Stoehr led the Lady Techsters to a 14-10 record in 2020-21, including an overtime win on the road at Marshall to open up Conference USA play, as well as a first round win over the Thundering Herd in the Conference USA tournament.

She has also seen some impressive wins the past few years, including wins over P5 programs in Alabama and Ole Miss. Other impressive wins include a road win over a 14-1 UAB in 2018-19 as well as a victory over the Blazers in the first round of the 2020 C-USA Tournament (first time a 12 seed had defeated a 5 seed in the event).

Stoehr recorded back-to-back winning seasons during her first two years at the helm. After being picked to finish 12th in the 14-team Conference USA in the preseason coaches' poll prior to 2016-17, Stoehr led the Lady Techsters to 18 wins, a fourth-place finish in the regular season standings and the program's first national postseason berth since 2011 during her first year.

LA Tech won seven straight C-USA regular season games down the stretch, advanced to the semifinals of the league tournament before falling to tournament champion WKU and then took SMU to overtime in Dallas in the first round of the WNIT.

She followed that up with a 19-12 record in 2017-18, a third place finish in the C-USA regular season and a second straight berth in the WNIT. It marked the most wins and the highest league finish since 2011-12.

The Techsters posted a win over Big Ten foe Penn State, its first over a P5 program since 2011-12. LA Tech also recorded a road win over eventual C-USA regular season champion UAB, and snapped the Rice Owl's program-record 15-game winning streak.

During her six seasons at Tech, Stoehr has recruited and developed All-Conference players such as 2022 First-Team and 2021 Second-Team guard Keiunna Walker and 2022 Second-Team forward Anna Larr Roberson.

Off the court, the Lady Techsters have been very involved in the local community, volunteering countless hours of community service with a number of organizations, including DART, Buddy Ball, The Big Event, Special Olympics and visiting several local elementary schools.

The Lady Techsters continued to make strides in the classroom as well. Over the past six years 41 players were named to the Conference USA Commissioner's Honor Roll, including a record-high eight Lady Techsters during the 2021-22 season. The Techsters have also achieved a perfect single-season APR score in tow of their last three seasons.

Prior to Louisiana Tech, Stoehr inherited a Northwestern State women's basketball program that had won a total of six games the previous season. In four seasons, NSU compiled a record of 71-58 as the Lady Demons won back-to-back Southland Conference Tournament championships in 2014 and 2015. Those victories produced the first consecutive NCAA Tournament appearances in program history.

In her last season in Natchitoches, Northwestern State earned an appearance in the Women's Basketball Invitational, extending its run of national postseason appearances to three.

Each player who completed her athletic eligibility during the Stoehrs' tenure earned a degree from Northwestern State.

In addition to her time at Northwestern State, Stoehr spent time as an assistant coach at Texas Tech (2009-12), Southern Mississippi (2008-09), LA Tech (2005-08) and UALR (2003-05).

Stoehr played for the Lady Techsters from 1998 through 2002 and helped guide the program to four NCAA Tournament appearances, two Elite Eights and one Final Four. She ended her LA Tech career as the NCAA's all-time leader in free throw percentage.

Brooke and husband Scott have a 12-year-old daughter, Aubrey, and a 10-year-old son, Cooper.



| Year | School | Record | Conference | Finish | Postseason |
|---------------|--------------------|----------------|---------------|----------|-----------------|
| 2012-13 | NORTHWESTERN STATE | 12-18 | 7-11 | 8th | None |
| 2013-14 | NORTHWESTERN STATE | 21-13 | 11-7 | 4th* | NCAA, L, 1st Rd |
| 2014-15 | NORTHWESTERN STATE | 19-15 | 10-8 | 5th* | NCAA, L, 1st Rd |
| 2015-16 | NORTHWESTERN STATE | 19-12 | 13-5 | 2nd | WBI, L, 1st Rd |
| 2016-17 | LA TECH | 18-14 | 12-6 | 4th | WNIT, L, 1st Rd |
| 2017-18 | LA TECH | 19-12 | 10-6 | 3rd | WNIT, L, 1st Rd |
| 2018-19 | LA TECH | 14-16 | 6-10 | 10th | None |
| 2019-20 | LA TECH | 15-15 | 6-12 | 12th | None |
| 2020-21 | LA TECH | 14-10 | 8-8 | 4th/West | None |
| 2021-22 | LA TECH | 21-12 | 11-7 | 1st/West | WNIT, L, 1st Rd |
| 2022-23 | LA TECH | 16-10 | 9-7 | | |
| Totals | | 188-147 | 103-87 | | |

MATCHUP BY THE NUMBERS



VS



| 16-10, 9-7 | RECORD | 14-11, 11-5 |
|-------------------|------------|-------------|
| 66.1 | PG | 69.4 |
| 60.6 | PGA | 69.2 |
| .445 | FG% | .384 |
| .338 | 3FG% | .298 |
| .773 | FT% | .680 |
| .388 | DFG% | .461 |
| .301 | D3FG% | .324 |
| +0.4 | REB MARGIN | -3.1 |
| 13.3 | APG | 12.8 |
| 14.8 | TOPG | 15.7 |
| 5.8 | SPG | 11.8 |
| 2.8 | BPG | 1.9 |
| LW WWW | LAST 5 | WWLWL |

THE OPPONENT

Western Kentucky is located in Bowling Green, Ky. and is a member of Conference USA. The Hilltoppers were selected sixth in the C-USA preseason poll.

Struggling to replace last season's all-conference player, Meral Abdel-gawad, WKU dropped five of their first six non-conference games to open the season, but have risen among the top of the league standings after a stretch of winning nine of ten, but the Hilltoppers come into Ruston having dropped two of their last three.

WKU holds a 6-7 record on the road this season, which includes a 5-3 mark on the road in conference.

WKU is led on the court by the double-digit scoring duo of Jaylin Foster and Acacia Hayes, who has been one of the league's most productive freshmen this season. Foster is averaging 10.2 PPG to go with 6.0 RPG, while Hayes puts up 10.1 PPG on .463 shooting, including a .339 clip from three.

WKU is averaging 69.4 PPG on .384 shooting (.298 from three) while giving up 69.2 PPG on .461 shooting (.324 from three). They lead the league in steals per game (11.8) and are No. 2 in offensive rebounds per contest, at 13.9.

Statistical Leaders

| | | | |
|---------------|----------|---------|---------|
| Jaylin Foster | 10.2 ppg | 6.0 rpg | 2.2 spg |
| Acacia Hayes | 10.1 ppg | 1.7 rpg | 1.4 apg |
| Hope Sivori | 8.7 ppg | 5.0 rpg | 1.0 spg |
| Mya Meredith | 8.6 ppg | 5.0 rpg | 1.1 spt |
| Alexis Mead | 8.5 ppg | 3.1 rpg | 3.0 apg |

SERIES RECORDS

ALL-TIME: LA Tech, 27-25 | 53rd Overall Meeting
in RUSTON: LA Tech, 16-8
in BOWLING GREEN: WKU, 15-10
at NEUTRAL SITE: LA TECH, 2-1
LAST METING: Jan. 19, 2023 | Bowling Green, Ky.
RESULT: WKU, 66-55

SERIES STORYLINES

- Thursday's matchup will be the 53rd overall matchup between LA Tech and WKU.
- Tech leads the all-time series 27-25, but WKU has taken nine of the last ten meetings, including the last two. Tech does however hold a 16-8 edge in Ruston with the last win coming at home during 2020-21.
- This is the longest standing series among current C-USA mates and one of the more storied series in program history dating back to 1983-84 season.
- Tech and WKU were once conference mates in the Sun Belt, from 1991-2001, where the two teams faced off 29 times, including eight conference tournament title games, with Tech winning five of eight meetings.
- Tech's longest streak is 11 wins from 1997-2002, while WKU enjoyed ten straight over a ten-year stretch from 2011-2021.
- The Techsters and Hilltoppers split the season series in 2021-22. Tech won in Ruston in 2020-21 and WKU took the 2022 New Year's Day matchup last season.

SERIES GAME-BY-GAME

| | | |
|----------------------|--------------------|---|
| 1983-84 Tech 82-50 | 2000-01Tech 105-47 | H |
| 1991-92 Tech 79-66 | 2000-01Tech 67-52 | A |
| 1991-92 WKU 82-63 | 2000-01Tech 86-63 | N |
| 1991-92 WKU 72-66OT | 2001-02Tech 87-47 | H |
| 1992-93 Tech 86-77 | 2002-03WKU 71-57 | A |
| 1992-93 WKU 63-62 | 2004-05Tech 73-60 | H |
| 1992-93 WKU 81-73 | 2005-06WKU 80-59 | A |
| 1993-94 Tech 82-50 | 2006-07WKU 73-60 | H |
| 1993-94 Tech 87-42 | 2007-08WKU 87-76 | A |
| 1993-94 Tech 68-43 | 2008-09WKU 60-59 | H |
| 1994-95 WKU 79-71 | 2009-10Tech 63-52 | A |
| 1994-95 Tech 82-73 | 2010-11Tech 71-55 | H |
| 1994-95 WKU 71-68 | 2011-12WKU 69-54 | A |
| 1995-96 Tech 89-49 | 2014-15WKU 82-66 | A |
| 1995-96 Tech 72-52 | 2015-16WKU 69-58 | H |
| 1995-96 Tech 71-53 | 2016-17WKU 67-58 | A |
| 1996-97 Tech 82-65 | 2016-17WKU 77-53 | N |
| 1996-97 WKU 73-65 | 2017-18WKU 74-64 | H |
| 1996-97 Tech 80-68 | 2018-19WKU 81-76 | A |
| 1997-98 WKU 88-86 | 2019-20WKU 84-75 | H |
| 1997-98 Tech 85-76 | 2019-20WKU 71-67 | A |
| 1997-98 Tech 69-68 | 2020-21WKU 61-55 | H |
| 1998-99 Tech 79-65 | 2020-21Tech 58-52 | H |
| 1998-99 Tech 95-70 | 2021-22WKU 64-50 | A |
| 1999-00 Tech 85-61 A | 2022-23 WKU 66-55 | A |
| 1999-00 Tech 93-72 H | | |
| 1999-00 Tech 97-94 A | | |

QUICK FACTS

UNIVERSITY

Location Ruston, Louisiana
 Founded 1894
 Enrollment 11,038 (as of Fall 2022)
 Nickname Lady Techsters
 School Colors Red and Blue
 Conference C-USA
 President Dr. Les Guice
 Athletic Director Dr. Eric A. Wood
 SWA Mary Kay Hungate
 Faculty Athletic Rep Dr. Donna Thomas
 Athletics Website LATechSports.com
 Basketball Office Phone (318) 257-5515
 Ticket Office Phone (318) 257-3631

TEAM

2022-23 Record 16-10
 2022-23 C-USA Record 9-7
 2021-22 Record 21-12
 2021-22 C-USA Record 11-7 (1st West)
 Letterwinners R/L 10/2
 Starters R/L 5/0
 Newcomers 2

HISTORY

All-Time Record 1,190-385
 First Year of Basketball 1974 (49 seasons)
 Post Season Tournament Appearances 34
 27 NCAA, 3 AIAW, 4 WNIT
 National Titles 3 (2 NCAA, 1 AIAW)
 Last NCAA Appearance 2011
 1st Round vs. Rutgers
 Last Postseason Appearance 2022
 WNIT 1st Round vs. Houston
 Conference Championships 37
 21 Regular Season, 17 Tournament
 Last Conference Tournament Title 2010 (WAC)
 Last Regular Season Conference Title 2022
 C-USA West Division
 All-Time C-USA Record 86-84 (10 seasons)
 C-USA Tournament Record 8-8
 C-USA Regular Season Championships 1 (West Division)
 Facility Thomas Assembly Center
 Facility Seasons 1982 (41 seasons)
 Facility All-Time Record 512-100
 Facility C-USA Record 49-35 (10 seasons)

COMMUNICATIONS

Asst. A.D./Communications Kyle Kavanaugh
 Cell Phone (318) 957-2934
 Office Phone (318) 257-3145
 Email kylek@latech.edu
 Mailing Address PO Box 3046, Ruston, LA 71272

RADIO

Network LA Tech Sports Network
 General Manager Brad Pietz
 Office Phone (318) 257-5331
 Play-by-play Kyle Roberts

WE ARE LOUISIANA TECH

We are excited you are covering Louisiana Tech Women's Basketball this season. In doing so, we ask that you please refer to us by our correct name and abbreviation.

Thanks and go Lady Techsters!

CORRECT >> Louisiana Tech, LA Tech, Lady Techsters or Techsters

INCORRECT >> LT, LTU, La Tech, La. Tech, Bulldogs or 'Dogs

C-USA PRESEASON

COACHES POLL (1ST PLACE VOTES)

1. Middle Tennessee (9)
2. **LA Tech**
3. Charlotte (2)
4. Rice
5. North Texas
6. WKU
7. UAB
8. UTEP
9. UTSA
10. FIU
11. Florida Atlantic

ALL-CONFERENCE

***Keiunna Walker, LA Tech**

Mikayla Boykin, Charlotte

Jada McMillian, Charlotte

Anna Larr Roberson, LA Tech

Kseniya Malashka, MT

Savannah Wheeler, MT

Courtney Whitson, MT

Quincy Noble, North Texas

Ashlee Austin, Rice

Jordyn Jenkins, UTSA

**Preseason Player of the Year*

LA TECH vs C-USA

All Time 143-88

| | |
|------------------|-------|
| WKU | 27-25 |
| Rice | 17-16 |
| North Texas | 17-4 |
| UTEP | 16-10 |
| UTSA | 16-7 |
| FIU | 16-1 |
| UAB | 12-6 |
| Florida Atlantic | 9-2 |
| Middle Tennessee | 7-9 |
| Charlotte | 6-8 |

C-USA CHAMPIONSHIPS



March 8-11, 2023
 Frisco, Texas | Ford Center at The Star

CONFERENCE USA STANDINGS

AS OF FEB. 22, 2023

| SCHOOL | CONF. | CPCT. | OVERALL | PCT. |
|-----------------------|-------------|-------------|--------------|-------------|
| Middle Tennessee | 15-2 | .882 | 22-4 | .846 |
| WKU | 11-5 | .688 | 14-11 | .560 |
| UTEP | 10-6 | .625 | 17-8 | .680 |
| Rice | 9-7 | .562 | 18-7 | .720 |
| Louisiana Tech | 9-7 | .562 | 16-10 | .615 |
| FIU | 7-9 | .438 | 12-13 | .480 |
| Charlotte | 7-9 | .438 | 11-14 | .440 |
| North Texas | 7-10 | .412 | 10-17 | .370 |
| UTSA | 6-11 | .353 | 8-18 | .308 |
| Florida Atlantic | 5-11 | .312 | 12-13 | .480 |
| UAB | 4-13 | .235 | 12-14 | .462 |

LADY TECHSTERS RECORD WHEN...

| | | | | | | | | | | | | | | | | | | | | | | | | | | | | | | | | | | | | | | | | | | | | | | | | | | | | | | | | | | | | | | | | | | | | | | | | | | | | | | | | | | | | | | | | | | | | | | | | | | | | | | | | | | | | | | | | | | | | | | | | | | | | | | | | | | | | | | | | | | | | | | | | | | | | | | | | | | | | | |
|--------------------------------------------------------------------------------------------------------------------------------------------------------------------------------------------------------------------------------------------------------------------------------------------------------------------------------------------------------------------------------------------------------------------------------------------------------------------------------------------------------------------------------------------------------------------------------------------------------------------------------------------------------------------------------------------------------------------------------------------------------------------------------------------------------------------------------------------------------------------------------------------------------------------------------------------------------------------------------------------------------------------------------------------------------------------------------------------------------------------------------------------------------------------------------------------------------------------------------------------------------------------------------------------------------------------------------------------------------------------------------------------------------------------------------------------------------------------------------------------------------------------------------------------------------------------------------------------------------------------------------------------------------------------------------------------------------------------------------------------------------------------------------------------------------------------------------------------------------------------------------------------------------------------------------------------------------------------------------------------------------------------------------------------------------------------------------------------------------------------------------------------------------------------------------------------------------------------------------------------------------------------------------------------------------------------------------------------------------------------------------------------------------------------------------------------------------------------------------------------------------------------------------------------------------------------------------------------------------------------------------------------------------------------------------------------------------------------------------------------------------------------------------------------------------------------------------------------------------------------------------------------------------------------------------------------------------------------------------------------------------------------------------------------------------------------------------------------------------------------------------------------------------------------------------------------------------------------------------------------|--------------|-----|-------------------|-----|----------------------|-----|-----------------------------|------|-------------------------------|-----|---------------------------|-----|----------------------|------|-----------------------|-----|--------------------|-----|------------------------------|------|-------------------------------|-----|--------------------------|-----|------------------|-----|-------------------------------|-----|-------------|-----|-------------|-----|-------------|-----|-------------|-----|------------|-----|------------------------------------|------|-------------|-----|-------------|-----|-------------|-----|-------------|-----|------------|-----|----------------------------|-----|-------------|-----|-------------|-----|-----------|-----|-----------|-----|---------|-----|---------|-----|---------------------------|------|---------------------------------|------|-------------------------|-----|------------------------------------|-----|-------------------|-----|-----------------------------------|------|-------------------|-----|-------------------------------------------------------------------------------------------------------------------------------------------------------------------------------------------------------------------------------------------------------------------------------------------------------------------------------------------------------------------------------------------------------------------------------------------------------------------------------------------------------------------------------------------------------------------------------------------------------------------------------------------------------------------------------------------------------------------------------------------------------------------------------------------------------------------------------------------------------------------------------------------------------------------------------------------------------------------------------------------------------------------------------------------------------------------------------------------------------------------------------------------------------------------------------------------------------------------------------------------------------------------------------------------------------------------------------------------------------------------------------------------------------------------------------------------------------------------------------------------------------------------------------------------------------------------------------------------------------------------------------------------------------------------------------------------------------------------------------------------------------------------------------------------------------------------------------------------------------------------------------------------------------------------------------------------------------------------------------------------------------------------------------------------------------------------------------------------------------------------------------------------------------------------------------------------------------------------------------------------------------------------------------------------------------------------------------------------------------------------------------------------------------------------------------------------------------------------------------------------------------------------------------------------------------------------------------------------------------------------------------------------------------------------------------------------------------------------------------------------------------------------------------------------------------------------------------------------------------------------------------------------------------------------------------------------------------------------------------------------------------------------------------------------------------------------------------------------------------------------------------------------------------------------------------------------------------------------------------------------------------------------|----------------------------|-----|-----------------|-----|-----------------|-----|----------------------|-----|--------------------------------------|-----|-----------------|-----|-----------------|-----|----------------------|-----|-----------------------------------|-----|-------------|------|-------------------|-----|---------------------------------------|-----|-------------|-----|-------------------|-----|------------------------------------|------|--------------------------|-----|------------|-----|----------------------------------|-----|------------|-----|------------|-----|---------------------------------|-----|------------|------|------------|-----|-------------------------|-----|---------------------|-----|--------------------|-----|--------------------|-----|-----------------------|-----|---------------|-----|-----------------|-----|----------------|-----|--------------|-----|---------------|-----|-------------|-----|--------------------------|-----|---------------|-----|--------------|-----|---------------|-----|------------|-----|
| <table border="0" style="width: 100%;"> <tr><td>At Home.....</td><td style="text-align: right;">9-4</td></tr> <tr><td>On the Road</td><td style="text-align: right;">5-5</td></tr> <tr><td>At Neutral Site.....</td><td style="text-align: right;">2-1</td></tr> <tr><td>Leading End of 1st Qtr.....</td><td style="text-align: right;">13-4</td></tr> <tr><td>Trailing End of 1st Qtr</td><td style="text-align: right;">2-5</td></tr> <tr><td>Tied End of 1st Qtr</td><td style="text-align: right;">1-1</td></tr> <tr><td>Leading At Half.....</td><td style="text-align: right;">13-4</td></tr> <tr><td>Trailing At Half.....</td><td style="text-align: right;">2-6</td></tr> <tr><td>Tied At Half</td><td style="text-align: right;">1-0</td></tr> <tr><td>Leading End of 3rd Qtr</td><td style="text-align: right;">14-3</td></tr> <tr><td>Trailing End of 3rd Qtr</td><td style="text-align: right;">1-6</td></tr> <tr><td>Tied end of 3rd Qtr.....</td><td style="text-align: right;">1-1</td></tr> <tr><td>In Overtime.....</td><td style="text-align: right;">1-1</td></tr> <tr><td>Tech Scores Less Than 60.....</td><td style="text-align: right;">2-7</td></tr> <tr><td> 60-69</td><td style="text-align: right;">5-2</td></tr> <tr><td> 70-79</td><td style="text-align: right;">6-1</td></tr> <tr><td> 80-89</td><td style="text-align: right;">3-0</td></tr> <tr><td> 90-99</td><td style="text-align: right;">0-0</td></tr> <tr><td> 100+</td><td style="text-align: right;">0-0</td></tr> <tr><td>Opponent Scores Less Than 60</td><td style="text-align: right;">11-0</td></tr> <tr><td> 60-69</td><td style="text-align: right;">3-7</td></tr> <tr><td> 70-79</td><td style="text-align: right;">2-3</td></tr> <tr><td> 80-89</td><td style="text-align: right;">0-0</td></tr> <tr><td> 90-99</td><td style="text-align: right;">0-0</td></tr> <tr><td> 100+</td><td style="text-align: right;">0-0</td></tr> <tr><td>Margin is 21 or more</td><td style="text-align: right;">3-0</td></tr> <tr><td> 16-20</td><td style="text-align: right;">1-2</td></tr> <tr><td> 10-15</td><td style="text-align: right;">6-1</td></tr> <tr><td> 6-9</td><td style="text-align: right;">1-3</td></tr> <tr><td> 3-5</td><td style="text-align: right;">5-4</td></tr> <tr><td> 2</td><td style="text-align: right;">0-0</td></tr> <tr><td> 1</td><td style="text-align: right;">0-0</td></tr> <tr><td>Outrebounds Opponent.....</td><td style="text-align: right;">10-0</td></tr> <tr><td> Opponent outrebounds Tech</td><td style="text-align: right;">5-11</td></tr> <tr><td> Rebounds are even</td><td style="text-align: right;">0-0</td></tr> <tr><td>Commits 15 or more turnovers</td><td style="text-align: right;">8-6</td></tr> <tr><td> Less than 15.....</td><td style="text-align: right;">8-4</td></tr> <tr><td>Forces 15 or more turnovers</td><td style="text-align: right;">10-5</td></tr> <tr><td> Less than 15.....</td><td style="text-align: right;">6-5</td></tr> </table> | At Home..... | 9-4 | On the Road | 5-5 | At Neutral Site..... | 2-1 | Leading End of 1st Qtr..... | 13-4 | Trailing End of 1st Qtr | 2-5 | Tied End of 1st Qtr | 1-1 | Leading At Half..... | 13-4 | Trailing At Half..... | 2-6 | Tied At Half | 1-0 | Leading End of 3rd Qtr | 14-3 | Trailing End of 3rd Qtr | 1-6 | Tied end of 3rd Qtr..... | 1-1 | In Overtime..... | 1-1 | Tech Scores Less Than 60..... | 2-7 | 60-69 | 5-2 | 70-79 | 6-1 | 80-89 | 3-0 | 90-99 | 0-0 | 100+ | 0-0 | Opponent Scores Less Than 60 | 11-0 | 60-69 | 3-7 | 70-79 | 2-3 | 80-89 | 0-0 | 90-99 | 0-0 | 100+ | 0-0 | Margin is 21 or more | 3-0 | 16-20 | 1-2 | 10-15 | 6-1 | 6-9 | 1-3 | 3-5 | 5-4 | 2 | 0-0 | 1 | 0-0 | Outrebounds Opponent..... | 10-0 | Opponent outrebounds Tech | 5-11 | Rebounds are even | 0-0 | Commits 15 or more turnovers | 8-6 | Less than 15..... | 8-4 | Forces 15 or more turnovers | 10-5 | Less than 15..... | 6-5 | <table border="0" style="width: 100%;"> <tr><td>Shoots .500 or better.....</td><td style="text-align: right;">6-3</td></tr> <tr><td> .400-.499</td><td style="text-align: right;">6-3</td></tr> <tr><td> .300-.399</td><td style="text-align: right;">4-4</td></tr> <tr><td> Less than .300</td><td style="text-align: right;">0-0</td></tr> <tr><td>Opponents shoot .500 or better</td><td style="text-align: right;">0-1</td></tr> <tr><td> .400-.499</td><td style="text-align: right;">6-8</td></tr> <tr><td> .300-.399</td><td style="text-align: right;">6-1</td></tr> <tr><td> Less than .300</td><td style="text-align: right;">3-0</td></tr> <tr><td>Attempts 20 or more 3-pt. FG.....</td><td style="text-align: right;">2-2</td></tr> <tr><td> 10-19</td><td style="text-align: right;">12-7</td></tr> <tr><td> Less than 10.....</td><td style="text-align: right;">2-1</td></tr> <tr><td>Opponent attempts 20 or more 3-pt. FG</td><td style="text-align: right;">7-5</td></tr> <tr><td> 10-19</td><td style="text-align: right;">7-5</td></tr> <tr><td> Less than 10.....</td><td style="text-align: right;">2-0</td></tr> <tr><td>Shoots more FT than opponents.....</td><td style="text-align: right;">12-4</td></tr> <tr><td> Less than opponents.....</td><td style="text-align: right;">3-5</td></tr> <tr><td> Same</td><td style="text-align: right;">1-1</td></tr> <tr><td>More assists than opponents.....</td><td style="text-align: right;">8-3</td></tr> <tr><td> Fewer.....</td><td style="text-align: right;">7-6</td></tr> <tr><td> Same</td><td style="text-align: right;">1-1</td></tr> <tr><td>More Steals than opponents.....</td><td style="text-align: right;">3-2</td></tr> <tr><td> Fewer.....</td><td style="text-align: right;">12-6</td></tr> <tr><td> Same</td><td style="text-align: right;">1-2</td></tr> <tr><td>In White Uniforms</td><td style="text-align: right;">9-5</td></tr> <tr><td> Blue Uniforms</td><td style="text-align: right;">2-3</td></tr> <tr><td> Red Uniforms</td><td style="text-align: right;">3-2</td></tr> <tr><td> Pink Uniforms.....</td><td style="text-align: right;">2-0</td></tr> <tr><td>Record on Monday.....</td><td style="text-align: right;">2-0</td></tr> <tr><td> Tuesday</td><td style="text-align: right;">0-1</td></tr> <tr><td> Wednesday</td><td style="text-align: right;">1-0</td></tr> <tr><td> Thursday</td><td style="text-align: right;">6-2</td></tr> <tr><td> Friday</td><td style="text-align: right;">1-0</td></tr> <tr><td> Saturday.....</td><td style="text-align: right;">5-6</td></tr> <tr><td> Sunday.....</td><td style="text-align: right;">2-1</td></tr> <tr><td>Record in November</td><td style="text-align: right;">5-2</td></tr> <tr><td> December.....</td><td style="text-align: right;">3-3</td></tr> <tr><td> January.....</td><td style="text-align: right;">4-4</td></tr> <tr><td> February.....</td><td style="text-align: right;">4-1</td></tr> <tr><td> March.....</td><td style="text-align: right;">0-0</td></tr> </table> | Shoots .500 or better..... | 6-3 | .400-.499 | 6-3 | .300-.399 | 4-4 | Less than .300 | 0-0 | Opponents shoot .500 or better | 0-1 | .400-.499 | 6-8 | .300-.399 | 6-1 | Less than .300 | 3-0 | Attempts 20 or more 3-pt. FG..... | 2-2 | 10-19 | 12-7 | Less than 10..... | 2-1 | Opponent attempts 20 or more 3-pt. FG | 7-5 | 10-19 | 7-5 | Less than 10..... | 2-0 | Shoots more FT than opponents..... | 12-4 | Less than opponents..... | 3-5 | Same | 1-1 | More assists than opponents..... | 8-3 | Fewer..... | 7-6 | Same | 1-1 | More Steals than opponents..... | 3-2 | Fewer..... | 12-6 | Same | 1-2 | In White Uniforms | 9-5 | Blue Uniforms | 2-3 | Red Uniforms | 3-2 | Pink Uniforms..... | 2-0 | Record on Monday..... | 2-0 | Tuesday | 0-1 | Wednesday | 1-0 | Thursday | 6-2 | Friday | 1-0 | Saturday..... | 5-6 | Sunday..... | 2-1 | Record in November | 5-2 | December..... | 3-3 | January..... | 4-4 | February..... | 4-1 | March..... | 0-0 |
| At Home..... | 9-4 | | | | | | | | | | | | | | | | | | | | | | | | | | | | | | | | | | | | | | | | | | | | | | | | | | | | | | | | | | | | | | | | | | | | | | | | | | | | | | | | | | | | | | | | | | | | | | | | | | | | | | | | | | | | | | | | | | | | | | | | | | | | | | | | | | | | | | | | | | | | | | | | | | | | | | | | | | | | |
| On the Road | 5-5 | | | | | | | | | | | | | | | | | | | | | | | | | | | | | | | | | | | | | | | | | | | | | | | | | | | | | | | | | | | | | | | | | | | | | | | | | | | | | | | | | | | | | | | | | | | | | | | | | | | | | | | | | | | | | | | | | | | | | | | | | | | | | | | | | | | | | | | | | | | | | | | | | | | | | | | | | | | | |
| At Neutral Site..... | 2-1 | | | | | | | | | | | | | | | | | | | | | | | | | | | | | | | | | | | | | | | | | | | | | | | | | | | | | | | | | | | | | | | | | | | | | | | | | | | | | | | | | | | | | | | | | | | | | | | | | | | | | | | | | | | | | | | | | | | | | | | | | | | | | | | | | | | | | | | | | | | | | | | | | | | | | | | | | | | | |
| Leading End of 1st Qtr..... | 13-4 | | | | | | | | | | | | | | | | | | | | | | | | | | | | | | | | | | | | | | | | | | | | | | | | | | | | | | | | | | | | | | | | | | | | | | | | | | | | | | | | | | | | | | | | | | | | | | | | | | | | | | | | | | | | | | | | | | | | | | | | | | | | | | | | | | | | | | | | | | | | | | | | | | | | | | | | | | | | |
| Trailing End of 1st Qtr | 2-5 | | | | | | | | | | | | | | | | | | | | | | | | | | | | | | | | | | | | | | | | | | | | | | | | | | | | | | | | | | | | | | | | | | | | | | | | | | | | | | | | | | | | | | | | | | | | | | | | | | | | | | | | | | | | | | | | | | | | | | | | | | | | | | | | | | | | | | | | | | | | | | | | | | | | | | | | | | | | |
| Tied End of 1st Qtr | 1-1 | | | | | | | | | | | | | | | | | | | | | | | | | | | | | | | | | | | | | | | | | | | | | | | | | | | | | | | | | | | | | | | | | | | | | | | | | | | | | | | | | | | | | | | | | | | | | | | | | | | | | | | | | | | | | | | | | | | | | | | | | | | | | | | | | | | | | | | | | | | | | | | | | | | | | | | | | | | | |
| Leading At Half..... | 13-4 | | | | | | | | | | | | | | | | | | | | | | | | | | | | | | | | | | | | | | | | | | | | | | | | | | | | | | | | | | | | | | | | | | | | | | | | | | | | | | | | | | | | | | | | | | | | | | | | | | | | | | | | | | | | | | | | | | | | | | | | | | | | | | | | | | | | | | | | | | | | | | | | | | | | | | | | | | | | |
| Trailing At Half..... | 2-6 | | | | | | | | | | | | | | | | | | | | | | | | | | | | | | | | | | | | | | | | | | | | | | | | | | | | | | | | | | | | | | | | | | | | | | | | | | | | | | | | | | | | | | | | | | | | | | | | | | | | | | | | | | | | | | | | | | | | | | | | | | | | | | | | | | | | | | | | | | | | | | | | | | | | | | | | | | | | |
| Tied At Half | 1-0 | | | | | | | | | | | | | | | | | | | | | | | | | | | | | | | | | | | | | | | | | | | | | | | | | | | | | | | | | | | | | | | | | | | | | | | | | | | | | | | | | | | | | | | | | | | | | | | | | | | | | | | | | | | | | | | | | | | | | | | | | | | | | | | | | | | | | | | | | | | | | | | | | | | | | | | | | | | | |
| Leading End of 3rd Qtr | 14-3 | | | | | | | | | | | | | | | | | | | | | | | | | | | | | | | | | | | | | | | | | | | | | | | | | | | | | | | | | | | | | | | | | | | | | | | | | | | | | | | | | | | | | | | | | | | | | | | | | | | | | | | | | | | | | | | | | | | | | | | | | | | | | | | | | | | | | | | | | | | | | | | | | | | | | | | | | | | | |
| Trailing End of 3rd Qtr | 1-6 | | | | | | | | | | | | | | | | | | | | | | | | | | | | | | | | | | | | | | | | | | | | | | | | | | | | | | | | | | | | | | | | | | | | | | | | | | | | | | | | | | | | | | | | | | | | | | | | | | | | | | | | | | | | | | | | | | | | | | | | | | | | | | | | | | | | | | | | | | | | | | | | | | | | | | | | | | | | |
| Tied end of 3rd Qtr..... | 1-1 | | | | | | | | | | | | | | | | | | | | | | | | | | | | | | | | | | | | | | | | | | | | | | | | | | | | | | | | | | | | | | | | | | | | | | | | | | | | | | | | | | | | | | | | | | | | | | | | | | | | | | | | | | | | | | | | | | | | | | | | | | | | | | | | | | | | | | | | | | | | | | | | | | | | | | | | | | | | |
| In Overtime..... | 1-1 | | | | | | | | | | | | | | | | | | | | | | | | | | | | | | | | | | | | | | | | | | | | | | | | | | | | | | | | | | | | | | | | | | | | | | | | | | | | | | | | | | | | | | | | | | | | | | | | | | | | | | | | | | | | | | | | | | | | | | | | | | | | | | | | | | | | | | | | | | | | | | | | | | | | | | | | | | | | |
| Tech Scores Less Than 60..... | 2-7 | | | | | | | | | | | | | | | | | | | | | | | | | | | | | | | | | | | | | | | | | | | | | | | | | | | | | | | | | | | | | | | | | | | | | | | | | | | | | | | | | | | | | | | | | | | | | | | | | | | | | | | | | | | | | | | | | | | | | | | | | | | | | | | | | | | | | | | | | | | | | | | | | | | | | | | | | | | | |
| 60-69 | 5-2 | | | | | | | | | | | | | | | | | | | | | | | | | | | | | | | | | | | | | | | | | | | | | | | | | | | | | | | | | | | | | | | | | | | | | | | | | | | | | | | | | | | | | | | | | | | | | | | | | | | | | | | | | | | | | | | | | | | | | | | | | | | | | | | | | | | | | | | | | | | | | | | | | | | | | | | | | | | | |
| 70-79 | 6-1 | | | | | | | | | | | | | | | | | | | | | | | | | | | | | | | | | | | | | | | | | | | | | | | | | | | | | | | | | | | | | | | | | | | | | | | | | | | | | | | | | | | | | | | | | | | | | | | | | | | | | | | | | | | | | | | | | | | | | | | | | | | | | | | | | | | | | | | | | | | | | | | | | | | | | | | | | | | | |
| 80-89 | 3-0 | | | | | | | | | | | | | | | | | | | | | | | | | | | | | | | | | | | | | | | | | | | | | | | | | | | | | | | | | | | | | | | | | | | | | | | | | | | | | | | | | | | | | | | | | | | | | | | | | | | | | | | | | | | | | | | | | | | | | | | | | | | | | | | | | | | | | | | | | | | | | | | | | | | | | | | | | | | | |
| 90-99 | 0-0 | | | | | | | | | | | | | | | | | | | | | | | | | | | | | | | | | | | | | | | | | | | | | | | | | | | | | | | | | | | | | | | | | | | | | | | | | | | | | | | | | | | | | | | | | | | | | | | | | | | | | | | | | | | | | | | | | | | | | | | | | | | | | | | | | | | | | | | | | | | | | | | | | | | | | | | | | | | | |
| 100+ | 0-0 | | | | | | | | | | | | | | | | | | | | | | | | | | | | | | | | | | | | | | | | | | | | | | | | | | | | | | | | | | | | | | | | | | | | | | | | | | | | | | | | | | | | | | | | | | | | | | | | | | | | | | | | | | | | | | | | | | | | | | | | | | | | | | | | | | | | | | | | | | | | | | | | | | | | | | | | | | | | |
| Opponent Scores Less Than 60 | 11-0 | | | | | | | | | | | | | | | | | | | | | | | | | | | | | | | | | | | | | | | | | | | | | | | | | | | | | | | | | | | | | | | | | | | | | | | | | | | | | | | | | | | | | | | | | | | | | | | | | | | | | | | | | | | | | | | | | | | | | | | | | | | | | | | | | | | | | | | | | | | | | | | | | | | | | | | | | | | | |
| 60-69 | 3-7 | | | | | | | | | | | | | | | | | | | | | | | | | | | | | | | | | | | | | | | | | | | | | | | | | | | | | | | | | | | | | | | | | | | | | | | | | | | | | | | | | | | | | | | | | | | | | | | | | | | | | | | | | | | | | | | | | | | | | | | | | | | | | | | | | | | | | | | | | | | | | | | | | | | | | | | | | | | | |
| 70-79 | 2-3 | | | | | | | | | | | | | | | | | | | | | | | | | | | | | | | | | | | | | | | | | | | | | | | | | | | | | | | | | | | | | | | | | | | | | | | | | | | | | | | | | | | | | | | | | | | | | | | | | | | | | | | | | | | | | | | | | | | | | | | | | | | | | | | | | | | | | | | | | | | | | | | | | | | | | | | | | | | | |
| 80-89 | 0-0 | | | | | | | | | | | | | | | | | | | | | | | | | | | | | | | | | | | | | | | | | | | | | | | | | | | | | | | | | | | | | | | | | | | | | | | | | | | | | | | | | | | | | | | | | | | | | | | | | | | | | | | | | | | | | | | | | | | | | | | | | | | | | | | | | | | | | | | | | | | | | | | | | | | | | | | | | | | | |
| 90-99 | 0-0 | | | | | | | | | | | | | | | | | | | | | | | | | | | | | | | | | | | | | | | | | | | | | | | | | | | | | | | | | | | | | | | | | | | | | | | | | | | | | | | | | | | | | | | | | | | | | | | | | | | | | | | | | | | | | | | | | | | | | | | | | | | | | | | | | | | | | | | | | | | | | | | | | | | | | | | | | | | | |
| 100+ | 0-0 | | | | | | | | | | | | | | | | | | | | | | | | | | | | | | | | | | | | | | | | | | | | | | | | | | | | | | | | | | | | | | | | | | | | | | | | | | | | | | | | | | | | | | | | | | | | | | | | | | | | | | | | | | | | | | | | | | | | | | | | | | | | | | | | | | | | | | | | | | | | | | | | | | | | | | | | | | | | |
| Margin is 21 or more | 3-0 | | | | | | | | | | | | | | | | | | | | | | | | | | | | | | | | | | | | | | | | | | | | | | | | | | | | | | | | | | | | | | | | | | | | | | | | | | | | | | | | | | | | | | | | | | | | | | | | | | | | | | | | | | | | | | | | | | | | | | | | | | | | | | | | | | | | | | | | | | | | | | | | | | | | | | | | | | | | |
| 16-20 | 1-2 | | | | | | | | | | | | | | | | | | | | | | | | | | | | | | | | | | | | | | | | | | | | | | | | | | | | | | | | | | | | | | | | | | | | | | | | | | | | | | | | | | | | | | | | | | | | | | | | | | | | | | | | | | | | | | | | | | | | | | | | | | | | | | | | | | | | | | | | | | | | | | | | | | | | | | | | | | | | |
| 10-15 | 6-1 | | | | | | | | | | | | | | | | | | | | | | | | | | | | | | | | | | | | | | | | | | | | | | | | | | | | | | | | | | | | | | | | | | | | | | | | | | | | | | | | | | | | | | | | | | | | | | | | | | | | | | | | | | | | | | | | | | | | | | | | | | | | | | | | | | | | | | | | | | | | | | | | | | | | | | | | | | | | |
| 6-9 | 1-3 | | | | | | | | | | | | | | | | | | | | | | | | | | | | | | | | | | | | | | | | | | | | | | | | | | | | | | | | | | | | | | | | | | | | | | | | | | | | | | | | | | | | | | | | | | | | | | | | | | | | | | | | | | | | | | | | | | | | | | | | | | | | | | | | | | | | | | | | | | | | | | | | | | | | | | | | | | | | |
| 3-5 | 5-4 | | | | | | | | | | | | | | | | | | | | | | | | | | | | | | | | | | | | | | | | | | | | | | | | | | | | | | | | | | | | | | | | | | | | | | | | | | | | | | | | | | | | | | | | | | | | | | | | | | | | | | | | | | | | | | | | | | | | | | | | | | | | | | | | | | | | | | | | | | | | | | | | | | | | | | | | | | | | |
| 2 | 0-0 | | | | | | | | | | | | | | | | | | | | | | | | | | | | | | | | | | | | | | | | | | | | | | | | | | | | | | | | | | | | | | | | | | | | | | | | | | | | | | | | | | | | | | | | | | | | | | | | | | | | | | | | | | | | | | | | | | | | | | | | | | | | | | | | | | | | | | | | | | | | | | | | | | | | | | | | | | | | |
| 1 | 0-0 | | | | | | | | | | | | | | | | | | | | | | | | | | | | | | | | | | | | | | | | | | | | | | | | | | | | | | | | | | | | | | | | | | | | | | | | | | | | | | | | | | | | | | | | | | | | | | | | | | | | | | | | | | | | | | | | | | | | | | | | | | | | | | | | | | | | | | | | | | | | | | | | | | | | | | | | | | | | |
| Outrebounds Opponent..... | 10-0 | | | | | | | | | | | | | | | | | | | | | | | | | | | | | | | | | | | | | | | | | | | | | | | | | | | | | | | | | | | | | | | | | | | | | | | | | | | | | | | | | | | | | | | | | | | | | | | | | | | | | | | | | | | | | | | | | | | | | | | | | | | | | | | | | | | | | | | | | | | | | | | | | | | | | | | | | | | | |
| Opponent outrebounds Tech | 5-11 | | | | | | | | | | | | | | | | | | | | | | | | | | | | | | | | | | | | | | | | | | | | | | | | | | | | | | | | | | | | | | | | | | | | | | | | | | | | | | | | | | | | | | | | | | | | | | | | | | | | | | | | | | | | | | | | | | | | | | | | | | | | | | | | | | | | | | | | | | | | | | | | | | | | | | | | | | | | |
| Rebounds are even | 0-0 | | | | | | | | | | | | | | | | | | | | | | | | | | | | | | | | | | | | | | | | | | | | | | | | | | | | | | | | | | | | | | | | | | | | | | | | | | | | | | | | | | | | | | | | | | | | | | | | | | | | | | | | | | | | | | | | | | | | | | | | | | | | | | | | | | | | | | | | | | | | | | | | | | | | | | | | | | | | |
| Commits 15 or more turnovers | 8-6 | | | | | | | | | | | | | | | | | | | | | | | | | | | | | | | | | | | | | | | | | | | | | | | | | | | | | | | | | | | | | | | | | | | | | | | | | | | | | | | | | | | | | | | | | | | | | | | | | | | | | | | | | | | | | | | | | | | | | | | | | | | | | | | | | | | | | | | | | | | | | | | | | | | | | | | | | | | | |
| Less than 15..... | 8-4 | | | | | | | | | | | | | | | | | | | | | | | | | | | | | | | | | | | | | | | | | | | | | | | | | | | | | | | | | | | | | | | | | | | | | | | | | | | | | | | | | | | | | | | | | | | | | | | | | | | | | | | | | | | | | | | | | | | | | | | | | | | | | | | | | | | | | | | | | | | | | | | | | | | | | | | | | | | | |
| Forces 15 or more turnovers | 10-5 | | | | | | | | | | | | | | | | | | | | | | | | | | | | | | | | | | | | | | | | | | | | | | | | | | | | | | | | | | | | | | | | | | | | | | | | | | | | | | | | | | | | | | | | | | | | | | | | | | | | | | | | | | | | | | | | | | | | | | | | | | | | | | | | | | | | | | | | | | | | | | | | | | | | | | | | | | | | |
| Less than 15..... | 6-5 | | | | | | | | | | | | | | | | | | | | | | | | | | | | | | | | | | | | | | | | | | | | | | | | | | | | | | | | | | | | | | | | | | | | | | | | | | | | | | | | | | | | | | | | | | | | | | | | | | | | | | | | | | | | | | | | | | | | | | | | | | | | | | | | | | | | | | | | | | | | | | | | | | | | | | | | | | | | |
| Shoots .500 or better..... | 6-3 | | | | | | | | | | | | | | | | | | | | | | | | | | | | | | | | | | | | | | | | | | | | | | | | | | | | | | | | | | | | | | | | | | | | | | | | | | | | | | | | | | | | | | | | | | | | | | | | | | | | | | | | | | | | | | | | | | | | | | | | | | | | | | | | | | | | | | | | | | | | | | | | | | | | | | | | | | | | |
| .400-.499 | 6-3 | | | | | | | | | | | | | | | | | | | | | | | | | | | | | | | | | | | | | | | | | | | | | | | | | | | | | | | | | | | | | | | | | | | | | | | | | | | | | | | | | | | | | | | | | | | | | | | | | | | | | | | | | | | | | | | | | | | | | | | | | | | | | | | | | | | | | | | | | | | | | | | | | | | | | | | | | | | | |
| .300-.399 | 4-4 | | | | | | | | | | | | | | | | | | | | | | | | | | | | | | | | | | | | | | | | | | | | | | | | | | | | | | | | | | | | | | | | | | | | | | | | | | | | | | | | | | | | | | | | | | | | | | | | | | | | | | | | | | | | | | | | | | | | | | | | | | | | | | | | | | | | | | | | | | | | | | | | | | | | | | | | | | | | |
| Less than .300 | 0-0 | | | | | | | | | | | | | | | | | | | | | | | | | | | | | | | | | | | | | | | | | | | | | | | | | | | | | | | | | | | | | | | | | | | | | | | | | | | | | | | | | | | | | | | | | | | | | | | | | | | | | | | | | | | | | | | | | | | | | | | | | | | | | | | | | | | | | | | | | | | | | | | | | | | | | | | | | | | | |
| Opponents shoot .500 or better | 0-1 | | | | | | | | | | | | | | | | | | | | | | | | | | | | | | | | | | | | | | | | | | | | | | | | | | | | | | | | | | | | | | | | | | | | | | | | | | | | | | | | | | | | | | | | | | | | | | | | | | | | | | | | | | | | | | | | | | | | | | | | | | | | | | | | | | | | | | | | | | | | | | | | | | | | | | | | | | | | |
| .400-.499 | 6-8 | | | | | | | | | | | | | | | | | | | | | | | | | | | | | | | | | | | | | | | | | | | | | | | | | | | | | | | | | | | | | | | | | | | | | | | | | | | | | | | | | | | | | | | | | | | | | | | | | | | | | | | | | | | | | | | | | | | | | | | | | | | | | | | | | | | | | | | | | | | | | | | | | | | | | | | | | | | | |
| .300-.399 | 6-1 | | | | | | | | | | | | | | | | | | | | | | | | | | | | | | | | | | | | | | | | | | | | | | | | | | | | | | | | | | | | | | | | | | | | | | | | | | | | | | | | | | | | | | | | | | | | | | | | | | | | | | | | | | | | | | | | | | | | | | | | | | | | | | | | | | | | | | | | | | | | | | | | | | | | | | | | | | | | |
| Less than .300 | 3-0 | | | | | | | | | | | | | | | | | | | | | | | | | | | | | | | | | | | | | | | | | | | | | | | | | | | | | | | | | | | | | | | | | | | | | | | | | | | | | | | | | | | | | | | | | | | | | | | | | | | | | | | | | | | | | | | | | | | | | | | | | | | | | | | | | | | | | | | | | | | | | | | | | | | | | | | | | | | | |
| Attempts 20 or more 3-pt. FG..... | 2-2 | | | | | | | | | | | | | | | | | | | | | | | | | | | | | | | | | | | | | | | | | | | | | | | | | | | | | | | | | | | | | | | | | | | | | | | | | | | | | | | | | | | | | | | | | | | | | | | | | | | | | | | | | | | | | | | | | | | | | | | | | | | | | | | | | | | | | | | | | | | | | | | | | | | | | | | | | | | | |
| 10-19 | 12-7 | | | | | | | | | | | | | | | | | | | | | | | | | | | | | | | | | | | | | | | | | | | | | | | | | | | | | | | | | | | | | | | | | | | | | | | | | | | | | | | | | | | | | | | | | | | | | | | | | | | | | | | | | | | | | | | | | | | | | | | | | | | | | | | | | | | | | | | | | | | | | | | | | | | | | | | | | | | | |
| Less than 10..... | 2-1 | | | | | | | | | | | | | | | | | | | | | | | | | | | | | | | | | | | | | | | | | | | | | | | | | | | | | | | | | | | | | | | | | | | | | | | | | | | | | | | | | | | | | | | | | | | | | | | | | | | | | | | | | | | | | | | | | | | | | | | | | | | | | | | | | | | | | | | | | | | | | | | | | | | | | | | | | | | | |
| Opponent attempts 20 or more 3-pt. FG | 7-5 | | | | | | | | | | | | | | | | | | | | | | | | | | | | | | | | | | | | | | | | | | | | | | | | | | | | | | | | | | | | | | | | | | | | | | | | | | | | | | | | | | | | | | | | | | | | | | | | | | | | | | | | | | | | | | | | | | | | | | | | | | | | | | | | | | | | | | | | | | | | | | | | | | | | | | | | | | | | |
| 10-19 | 7-5 | | | | | | | | | | | | | | | | | | | | | | | | | | | | | | | | | | | | | | | | | | | | | | | | | | | | | | | | | | | | | | | | | | | | | | | | | | | | | | | | | | | | | | | | | | | | | | | | | | | | | | | | | | | | | | | | | | | | | | | | | | | | | | | | | | | | | | | | | | | | | | | | | | | | | | | | | | | | |
| Less than 10..... | 2-0 | | | | | | | | | | | | | | | | | | | | | | | | | | | | | | | | | | | | | | | | | | | | | | | | | | | | | | | | | | | | | | | | | | | | | | | | | | | | | | | | | | | | | | | | | | | | | | | | | | | | | | | | | | | | | | | | | | | | | | | | | | | | | | | | | | | | | | | | | | | | | | | | | | | | | | | | | | | | |
| Shoots more FT than opponents..... | 12-4 | | | | | | | | | | | | | | | | | | | | | | | | | | | | | | | | | | | | | | | | | | | | | | | | | | | | | | | | | | | | | | | | | | | | | | | | | | | | | | | | | | | | | | | | | | | | | | | | | | | | | | | | | | | | | | | | | | | | | | | | | | | | | | | | | | | | | | | | | | | | | | | | | | | | | | | | | | | | |
| Less than opponents..... | 3-5 | | | | | | | | | | | | | | | | | | | | | | | | | | | | | | | | | | | | | | | | | | | | | | | | | | | | | | | | | | | | | | | | | | | | | | | | | | | | | | | | | | | | | | | | | | | | | | | | | | | | | | | | | | | | | | | | | | | | | | | | | | | | | | | | | | | | | | | | | | | | | | | | | | | | | | | | | | | | |
| Same | 1-1 | | | | | | | | | | | | | | | | | | | | | | | | | | | | | | | | | | | | | | | | | | | | | | | | | | | | | | | | | | | | | | | | | | | | | | | | | | | | | | | | | | | | | | | | | | | | | | | | | | | | | | | | | | | | | | | | | | | | | | | | | | | | | | | | | | | | | | | | | | | | | | | | | | | | | | | | | | | | |
| More assists than opponents..... | 8-3 | | | | | | | | | | | | | | | | | | | | | | | | | | | | | | | | | | | | | | | | | | | | | | | | | | | | | | | | | | | | | | | | | | | | | | | | | | | | | | | | | | | | | | | | | | | | | | | | | | | | | | | | | | | | | | | | | | | | | | | | | | | | | | | | | | | | | | | | | | | | | | | | | | | | | | | | | | | | |
| Fewer..... | 7-6 | | | | | | | | | | | | | | | | | | | | | | | | | | | | | | | | | | | | | | | | | | | | | | | | | | | | | | | | | | | | | | | | | | | | | | | | | | | | | | | | | | | | | | | | | | | | | | | | | | | | | | | | | | | | | | | | | | | | | | | | | | | | | | | | | | | | | | | | | | | | | | | | | | | | | | | | | | | | |
| Same | 1-1 | | | | | | | | | | | | | | | | | | | | | | | | | | | | | | | | | | | | | | | | | | | | | | | | | | | | | | | | | | | | | | | | | | | | | | | | | | | | | | | | | | | | | | | | | | | | | | | | | | | | | | | | | | | | | | | | | | | | | | | | | | | | | | | | | | | | | | | | | | | | | | | | | | | | | | | | | | | | |
| More Steals than opponents..... | 3-2 | | | | | | | | | | | | | | | | | | | | | | | | | | | | | | | | | | | | | | | | | | | | | | | | | | | | | | | | | | | | | | | | | | | | | | | | | | | | | | | | | | | | | | | | | | | | | | | | | | | | | | | | | | | | | | | | | | | | | | | | | | | | | | | | | | | | | | | | | | | | | | | | | | | | | | | | | | | | |
| Fewer..... | 12-6 | | | | | | | | | | | | | | | | | | | | | | | | | | | | | | | | | | | | | | | | | | | | | | | | | | | | | | | | | | | | | | | | | | | | | | | | | | | | | | | | | | | | | | | | | | | | | | | | | | | | | | | | | | | | | | | | | | | | | | | | | | | | | | | | | | | | | | | | | | | | | | | | | | | | | | | | | | | | |
| Same | 1-2 | | | | | | | | | | | | | | | | | | | | | | | | | | | | | | | | | | | | | | | | | | | | | | | | | | | | | | | | | | | | | | | | | | | | | | | | | | | | | | | | | | | | | | | | | | | | | | | | | | | | | | | | | | | | | | | | | | | | | | | | | | | | | | | | | | | | | | | | | | | | | | | | | | | | | | | | | | | | |
| In White Uniforms | 9-5 | | | | | | | | | | | | | | | | | | | | | | | | | | | | | | | | | | | | | | | | | | | | | | | | | | | | | | | | | | | | | | | | | | | | | | | | | | | | | | | | | | | | | | | | | | | | | | | | | | | | | | | | | | | | | | | | | | | | | | | | | | | | | | | | | | | | | | | | | | | | | | | | | | | | | | | | | | | | |
| Blue Uniforms | 2-3 | | | | | | | | | | | | | | | | | | | | | | | | | | | | | | | | | | | | | | | | | | | | | | | | | | | | | | | | | | | | | | | | | | | | | | | | | | | | | | | | | | | | | | | | | | | | | | | | | | | | | | | | | | | | | | | | | | | | | | | | | | | | | | | | | | | | | | | | | | | | | | | | | | | | | | | | | | | | |
| Red Uniforms | 3-2 | | | | | | | | | | | | | | | | | | | | | | | | | | | | | | | | | | | | | | | | | | | | | | | | | | | | | | | | | | | | | | | | | | | | | | | | | | | | | | | | | | | | | | | | | | | | | | | | | | | | | | | | | | | | | | | | | | | | | | | | | | | | | | | | | | | | | | | | | | | | | | | | | | | | | | | | | | | | |
| Pink Uniforms..... | 2-0 | | | | | | | | | | | | | | | | | | | | | | | | | | | | | | | | | | | | | | | | | | | | | | | | | | | | | | | | | | | | | | | | | | | | | | | | | | | | | | | | | | | | | | | | | | | | | | | | | | | | | | | | | | | | | | | | | | | | | | | | | | | | | | | | | | | | | | | | | | | | | | | | | | | | | | | | | | | | |
| Record on Monday..... | 2-0 | | | | | | | | | | | | | | | | | | | | | | | | | | | | | | | | | | | | | | | | | | | | | | | | | | | | | | | | | | | | | | | | | | | | | | | | | | | | | | | | | | | | | | | | | | | | | | | | | | | | | | | | | | | | | | | | | | | | | | | | | | | | | | | | | | | | | | | | | | | | | | | | | | | | | | | | | | | | |
| Tuesday | 0-1 | | | | | | | | | | | | | | | | | | | | | | | | | | | | | | | | | | | | | | | | | | | | | | | | | | | | | | | | | | | | | | | | | | | | | | | | | | | | | | | | | | | | | | | | | | | | | | | | | | | | | | | | | | | | | | | | | | | | | | | | | | | | | | | | | | | | | | | | | | | | | | | | | | | | | | | | | | | | |
| Wednesday | 1-0 | | | | | | | | | | | | | | | | | | | | | | | | | | | | | | | | | | | | | | | | | | | | | | | | | | | | | | | | | | | | | | | | | | | | | | | | | | | | | | | | | | | | | | | | | | | | | | | | | | | | | | | | | | | | | | | | | | | | | | | | | | | | | | | | | | | | | | | | | | | | | | | | | | | | | | | | | | | | |
| Thursday | 6-2 | | | | | | | | | | | | | | | | | | | | | | | | | | | | | | | | | | | | | | | | | | | | | | | | | | | | | | | | | | | | | | | | | | | | | | | | | | | | | | | | | | | | | | | | | | | | | | | | | | | | | | | | | | | | | | | | | | | | | | | | | | | | | | | | | | | | | | | | | | | | | | | | | | | | | | | | | | | | |
| Friday | 1-0 | | | | | | | | | | | | | | | | | | | | | | | | | | | | | | | | | | | | | | | | | | | | | | | | | | | | | | | | | | | | | | | | | | | | | | | | | | | | | | | | | | | | | | | | | | | | | | | | | | | | | | | | | | | | | | | | | | | | | | | | | | | | | | | | | | | | | | | | | | | | | | | | | | | | | | | | | | | | |
| Saturday..... | 5-6 | | | | | | | | | | | | | | | | | | | | | | | | | | | | | | | | | | | | | | | | | | | | | | | | | | | | | | | | | | | | | | | | | | | | | | | | | | | | | | | | | | | | | | | | | | | | | | | | | | | | | | | | | | | | | | | | | | | | | | | | | | | | | | | | | | | | | | | | | | | | | | | | | | | | | | | | | | | | |
| Sunday..... | 2-1 | | | | | | | | | | | | | | | | | | | | | | | | | | | | | | | | | | | | | | | | | | | | | | | | | | | | | | | | | | | | | | | | | | | | | | | | | | | | | | | | | | | | | | | | | | | | | | | | | | | | | | | | | | | | | | | | | | | | | | | | | | | | | | | | | | | | | | | | | | | | | | | | | | | | | | | | | | | | |
| Record in November | 5-2 | | | | | | | | | | | | | | | | | | | | | | | | | | | | | | | | | | | | | | | | | | | | | | | | | | | | | | | | | | | | | | | | | | | | | | | | | | | | | | | | | | | | | | | | | | | | | | | | | | | | | | | | | | | | | | | | | | | | | | | | | | | | | | | | | | | | | | | | | | | | | | | | | | | | | | | | | | | | |
| December..... | 3-3 | | | | | | | | | | | | | | | | | | | | | | | | | | | | | | | | | | | | | | | | | | | | | | | | | | | | | | | | | | | | | | | | | | | | | | | | | | | | | | | | | | | | | | | | | | | | | | | | | | | | | | | | | | | | | | | | | | | | | | | | | | | | | | | | | | | | | | | | | | | | | | | | | | | | | | | | | | | | |
| January..... | 4-4 | | | | | | | | | | | | | | | | | | | | | | | | | | | | | | | | | | | | | | | | | | | | | | | | | | | | | | | | | | | | | | | | | | | | | | | | | | | | | | | | | | | | | | | | | | | | | | | | | | | | | | | | | | | | | | | | | | | | | | | | | | | | | | | | | | | | | | | | | | | | | | | | | | | | | | | | | | | | |
| February..... | 4-1 | | | | | | | | | | | | | | | | | | | | | | | | | | | | | | | | | | | | | | | | | | | | | | | | | | | | | | | | | | | | | | | | | | | | | | | | | | | | | | | | | | | | | | | | | | | | | | | | | | | | | | | | | | | | | | | | | | | | | | | | | | | | | | | | | | | | | | | | | | | | | | | | | | | | | | | | | | | | |
| March..... | 0-0 | | | | | | | | | | | | | | | | | | | | | | | | | | | | | | | | | | | | | | | | | | | | | | | | | | | | | | | | | | | | | | | | | | | | | | | | | | | | | | | | | | | | | | | | | | | | | | | | | | | | | | | | | | | | | | | | | | | | | | | | | | | | | | | | | | | | | | | | | | | | | | | | | | | | | | | | | | | | |

HIGH/LOW ANALYSIS

LA TECH HIGHS

| | | |
|------------------|-------|----------------------------|
| POINTS | 86 | vs. Central Baptist (11/7) |
| | 83 | at Charlotte (2/18) |
| FGs MADE | 34 | vs. Central Baptist (11/7) |
| | 30 | vs. North Texas (1/11) |
| FG ATTEMPTS | 69 | at Charlotte (2/18) |
| | 68 | at ULM (11/13) |
| FG% | 63.8 | vs. North Texas (1/11) |
| | 53.7 | at UTEP (1/7) |
| 3-PT FGs MADE | 9 | at UTEP (1/7) |
| | 9 | vs. Rice (1/5) |
| 3-PT FG ATTEMPTS | 24 | at Charlotte (2/18) |
| | 22 | vs. Charlotte (12/31) |
| 3-PT FG% | 60 | at UTEP (1/7) |
| | 58.3 | vs. North Texas (1/11) |
| FTs MADE | 30 | vs. Alcorn State (12/3) |
| | 20 | vs. FAU (2/11) |
| FT ATTEMPTS | 35 | vs. Alcorn State (12/3) |
| FT% | 100.0 | vs. FAU (2/11) |
| (min. 15 makes) | 92.9 | at WKU (1/19) |
| REBOUNDS | 52 | vs. Central Baptist (11/7) |
| | 47 | at ULM (11/13) |
| ASSISTS | 21 | at ULM (11/13) |
| | 21 | vs. Central Baptist (11/7) |
| STEALS | 11 | vs. Central Baptist (11/7) |
| | 10 | at WKU (1/19) |
| | 10 | at SMU (11/22) |
| BLOCKS | 6 | at UAB (1/14) |
| | 6 | vs. Stetson (11/25) |
| TURNOVERS | 24 | vs. Alcorn State (12/3) |
| | 22 | at UTEP (1/7) |
| FOULS | 22 | vs. Central Baptist (11/7) |
| | 20 | vs. Stetson (11/25) |

LA TECH LOWS

| | | |
|------------------|------|----------------------------|
| POINTS | 50 | at Middle Tennessee (1/21) |
| | 53 | vs. Illinois State (11/26) |
| | 54 | vs. UTEP (12/18) |
| FGs MADE | 18 | vs. Alcorn State (12/3) |
| | 19 | at North Texas (2/16) |
| | 19 | at Middle Tennessee (1/21) |
| | 19 | at WKU (1/19) |
| FG ATTEMPTS | 39 | vs. UTEP (12/18) |
| | 41 | at UTEP (1/7) |
| FG% | 34.4 | vs. Charlotte (12/31) |
| | 35.2 | at Middle Tennessee (1/21) |
| 3-PT FGs MADE | 1 | vs. South Alabama (12/12/) |
| | 1 | vs. Illinois State (11/26) |
| 3-PT FG ATTEMPTS | 8 | vs. George Wash. (11/27) |
| 3-PT FG% | 5.0 | vs. Central Baptist (11/7) |
| | 9.1 | vs. Illinois State (11/26) |
| FTs MADE | 6 | at Middle Tennessee (1/21) |
| | 7 | vs. Charlotte (12/31) |
| FT ATTEMPTS | 6 | at Middle Tennessee (1/21) |
| | 10 | at SMU (11/22) |
| FT% | 51.9 | at North Texas (2/16) |
| | 53.3 | vs. Arkansas State (11/10) |
| REBOUNDS | 23 | at Rice (2/2) |
| | 23 | vs. North Texas (1/11) |
| | 25 | vs. UTSA (1/28) |
| | 25 | at UTEP (1/7) |
| ASSISTS | 7 | at North Texas (2/16) |
| | 7 | at UAB (1/14) |
| | 8 | at Middle Tennessee (1/21) |
| STEALS | 1 | at Middle Tennessee (1/21) |
| | 3 | vs. FAU (2/11) |
| | 3 | vs. UAB (1/26) |
| | 3 | vs. Rice (1/5) |
| | 3 | at UTSA (12/29) |
| | 3 | vs. UTEP (12/18) |
| BLOCKS | 0 | vs. UAB (1/26) |
| | 1 | vs. FAU (2/11) |
| | 1 | at WKU (1/19) |
| | 1 | vs. South Alabama (12/12/) |
| | 1 | vs. Illinois State (11/26) |
| | 1 | at ULM (11/13) |
| TURNOVERS | 9 | at Middle Tennessee (1/21) |
| | 10 | vs. UTSA (1/28) |
| FOULS | 10 | at UTSA (12/29) |
| | 10 | vs. UTSA (1/28) |

OPPONENT HIGHS

| | | |
|------------------|------|----------------------------|
| POINTS | 79 | at Charlotte (2/18) |
| | 75 | vs. Vanderbilt (12/8) |
| FGs MADE | 31 | at Charlotte (2/18) |
| | 29 | vs. UTSA (1/28) |
| FG ATTEMPTS | 67 | at Charlotte (2/18) |
| | 64 | at UAB (1/14) |
| | 64 | vs. UTEP (12/18) |
| FG% | 50.9 | vs. UTSA (1/28) |
| | 48.1 | at Rice (2/2) |
| 3-PT FGs MADE | 12 | vs. Vanderbilt (12/8) |
| | 10 | at UTEP (1/7) |
| | 10 | vs. South Alabama (12/12) |
| 3-PT FG ATTEMPTS | 32 | vs. South Alabama (12/12) |
| | 28 | vs. Vanderbilt (12/28) |
| 3-PT FG% | 53.8 | vs. North Texas (1/11) |
| | 47.6 | at UTEP (1/7) |
| FTs MADE | 20 | vs. Rice (1/5) |
| | 16 | at UTEP (1/7) |
| FT ATTEMPTS | 24 | vs. Rice (1/5) |
| | 24 | vs. Central Baptist (11/7) |
| | 22 | Alcorn State (12/3) |
| FT% | 92.9 | at Middle Tennessee (1/21) |
| | 88.9 | at UTEP (1/7) |
| REBOUNDS | 42 | at Charlotte (2/18) |
| | 42 | at UAB (1/14) |
| | 41 | vs. Charlotte (12/31) |
| ASSISTS | 18 | vs. UTSA (1/28) |
| | 18 | vs. North Texas (1/11) |
| | 18 | vs. Alcorn State (12/3) |
| STEALS | 15 | vs. Alcorn State (12/3) |
| | 13 | vs. FAU (2/11) |
| BLOCKS | 9 | at ULM (11/13) |
| | 7 | at Middle Tennessee (1/21) |
| TURNOVERS | 23 | vs. Central Baptist (11/7) |
| | 22 | vs. Stetson (11/25) |
| FOULS | 29 | at Charlotte (2/18) |
| | 28 | vs. Alcorn State (12/3) |

OPPONENT LOWS

| | | |
|------------------|------|----------------------------|
| POINTS | 30 | vs. Central Baptist (11/7) |
| | 44 | at North Texas (2/16) |
| FGs MADE | 9 | vs. Central Baptist (11/7) |
| | 16 | vs. South Alabama (12/12) |
| FG ATTEMPTS | 51 | vs. Central Baptist (11/7) |
| | 52 | at Middle Tennessee (1/21) |
| | 52 | vs. George Wash. (11/27) |
| FG% | 17.6 | vs. Central Baptist (11/7) |
| | 27.1 | vs. South Alabama (12/12) |
| 3-PT FGs MADE | 0 | at North Texas (2/16) |
| | 0 | vs. FAU (2/11) |
| | 1 | vs. Central Baptist (11/7) |
| 3-PT FG ATTEMPTS | 6 | at ULM (11/13) |
| 3-PT FG% | 0 | at North Texas (2/16) |
| | 0 | vs. FAU (2/11) |
| | 5 | vs. Central Baptist (11/7) |
| FTs MADE | 6 | at North Texas (2/16) |
| | 6 | vs. UTSA (1/28) |
| | 7 | at Rice (2/2) |
| FT ATTEMPTS | 11 | vs. FAU (2/11) |
| | 11 | at Rice (2/2) |
| | 13 | vs. UTEP (12/18) |
| | 13 | vs. George Wash. (11/27) |
| FT% | 33.3 | vs. UTSA (1/28) |
| | 45.8 | vs. Central Baptist (11/7) |
| REBOUNDS | 23 | vs. Alcorn State (12/3) |
| | 28 | vs. UAB (1/26) |
| | 28 | vs. George Wash. (11/27) |
| ASSISTS | 5 | vs. Central Baptist (11/7) |
| | 6 | vs. Stetson (11/25) |
| STEALS | 3 | at Middle Tennessee (1/21) |
| | 5 | vs. UTSA (1/28) |
| | 5 | at UAB (1/14) |
| BLOCKS | 0 | vs. FIU (2/9) |
| | 0 | at Rice (2/2) |
| | 0 | at UTEP (1/7) |
| | 0 | vs. Central Baptist (11/7) |
| TURNOVERS | 9 | at Middle Tennessee (1/21) |
| | 10 | vs. Rice (1/5) |
| FOULS | 8 | at Middle Tennessee (1/21) |
| | 11 | vs. UTSA (1/28) |

LA TECH PLAYER HIGHS

| | | |
|--------------------|------|----------------------------------|
| POINTS | 27 | Walker at Charlotte (2/18) |
| | 26 | Walker at UAB (1/14) |
| | 26 | Walker vs. Rice (1/5) |
| FGs MADE | 10 | Roberson vs. Vanderbilt (12/8) |
| | 9 | Walker at Charlotte (2/18) |
| | 9 | Walker vs. North Texas (1/11) |
| | 9 | Walker vs. Rice (1/5) |
| FG ATTEMPTS | 18 | Walker at Charlotte (2/18) |
| | 18 | Walker vs. UTSA (1/28) |
| | 18 | Walker vs. Rice (1/5) |
| | 17 | vs. North Texas (1/11) |
| | 17 | Walker at ULM (11/13) |
| FG% | 85.7 | Sant vs. North Texas (1/11) |
| (min. 6 attempts) | 85.7 | Lee vs. North Texas (1/11) |
| 3-PT FGs MADE | 5 | Sant vs. North Texas (1/11) |
| (min. 5 made) | 5 | Sant at UTSA (12/29) |
| 3-PT FG ATTEMPTS | 11 | Sant at Charlotte (2/18) |
| 3-PT FG% | 83.3 | Sant vs. North Texas (1/11) |
| (min. 5 makes) | 83.3 | Sant at UTSA (12/29) |
| FTs MADE | 15 | Walker at Charlotte (2/18) |
| | 13 | Walker at UAB (1/14) |
| | 12 | Walker vs. George Wash. (11/27) |
| | 10 | Walker vs. FAU (2/11) |
| FT ATTEMPTS | 17 | Walker at Charlotte (2/18) |
| | 16 | Walker at UAB (1/14) |
| FT% | 100 | Walker vs. FAU (2/11) |
| (min. 10 attempts) | | |
| REBOUNDS | 15 | Roberson, South Alabama (12/12) |
| | 14 | Walker at Charlotte (2/18) |
| | 10 | Brannon at UAB (1/14) |
| | 10 | Brannon vs. Charlotte (12/31) |
| | 10 | Roberson vs. Alcorn State (12/3) |
| | 10 | Roberson vs. Stetson (11/25) |
| | 10 | Roberson at ULM (11/13) |
| ASSISTS | 7 | Bates at Rice (2/2) |
| | 7 | Nativi vs. Vanderbilt (12/8) |
| STEALS | 4 | Nativi vs. CBC (11/7) |
| BLOCKS | 5 | Wurm at UAB (1/14) |
| | 4 | Wurm, UTSA (1/28) |
| TURNOVERS | 6 | Walker at Charlotte (2/18) |
| | 6 | Bates at Rice (2/2) |
| | 6 | Walker at UTEP (1/7) |
| | 6 | Bates at UTSA (12/29) |
| | 6 | Bates vs UTEP (12/18) |
| | 6 | Walker vs. Alcorn State (12/3) |
| | 6 | Brannon vs. Alcorn State (12/3) |
| MINUTES | 45 | Walker at Charlotte (2/18) |
| | 45 | Bates at Charlotte (2/18) |

OPPONENT PLAYER HIGHS

| | | |
|-------------------|------|------------------------------------|
| POINTS | 41 | Lawrence, Charlotte (2/18) |
| | 31 | Garraud, Vanderbilt (12/8) |
| FGs MADE | 16 | Lawrence, Charlotte (2/18) |
| FG ATTEMPTS | 24 | Lawrence, Charlotte (2/18) |
| FG% | 75.0 | Ulabo, UTSA (12/29) |
| (min. 4 attempts) | | |
| 3-PT FGs MADE | 7 | Garraud, Vanderbilt (12/8) |
| 3-PT FG ATTEMPTS | 13 | Garraud, Vanderbilt (12/8) |
| 3-PT FG% | 100 | Lawrence, Charlotte (2/18) |
| (min. 3 makes) | 80 | Wheeler, Middle Tennessee (1/21) |
| FTs MADE | 7 | Wheeler, Middle Tennessee (1/21) |
| | 7 | Austin, Rice (1/5) |
| FT ATTEMPTS | 10 | Brown, Alcorn State (12/3) |
| FT% | 100 | Henderson, FIU (2/9) |
| (min. 6 attempts) | | |
| REBOUNDS | 12 | Tac, UTEP (12/18) |
| | 12 | Melodie Kapinga, A-State (11/10) |
| ASSISTS | 10 | McMillian, Charlotte (2/18) |
| | 9 | McMillian, Charlotte (12/31) |
| STEALS | 4 | Hayes, FIU (2/9) |
| | 4 | Jackson, Rice (1/5) |
| | 4 | Jackson, UTEP (12/18) |
| | 4 | Obillo, Alcorn State (12/3) |
| BLOCKS | 4 | Boldyreva, Middle Tennessee (1/21) |
| | 4 | Katlyn Manuel, ULM (11/13) |
| TURNOVERS | 6 | Arike, UTEP (1/7) |
| MINUTES | 50 | McMillian, Charlotte (2/18) |
| | 46 | Lawrence, Charlotte (2/18) |

CBC = Central Baptist College

LA TECH 2022-23 SPECIALTY STATS

| Date | Opponent | W/L | Points in Paint | | | Pts Off Turnovers | | | 2nd Chance Pts. | | | Fast Break Pts. | | | Bench Points | | |
|---------------|-------------------|--------------|-----------------|------------|------------|-------------------|------------|------------|-----------------|------------|------------|-----------------|------------|-----------|--------------|------------|------------|
| | | | Tech | Opp. | Diff. | Tech | Opp. | Diff. | Tech | Opp. | Diff. | Tech | Opp. | Diff. | Tech | Opp. | Diff. |
| Nov. 7 | CENTRAL BAPTIST | W | 46 | 6 | +40 | 17 | 10 | +7 | 14 | 3 | +11 | 19 | 4 | +15 | 46 | 9 | +37 |
| Nov. 10 | ARKANSAS STATE | W | 34 | 18 | +16 | 15 | 13 | +2 | 8 | 8 | --- | 5 | 10 | -5 | 14 | 7 | +7 |
| Nov. 13 | at ULM | W | 40 | 32 | +8 | 8 | 12 | -4 | 11 | 9 | +2 | 9 | 4 | +5 | 22 | 22 | --- |
| Nov. 22 | at SMU | L | 22 | 28 | -6 | 14 | 13 | +1 | 3 | 5 | -2 | 4 | 12 | -8 | 10 | 7 | +3 |
| Nov. 25 | Stetson | W | 30 | 24 | +6 | 22 | 13 | +9 | 10 | 5 | +5 | 12 | 2 | +10 | 25 | 19 | +6 |
| Nov. 26 | Illinois State | L | 24 | 36 | -12 | 13 | 17 | -4 | 6 | 13 | -7 | 1 | 8 | -7 | 33 | 23 | +10 |
| Nov. 27 | George Washington | W | 38 | 22 | +16 | 22 | 10 | +12 | 11 | 4 | +7 | 10 | 5 | +5 | 23 | 19 | +4 |
| Dec. 3 | ALCORN STATE | W | 22 | 36 | -14 | 16 | 15 | +1 | 12 | 8 | +4 | 9 | 6 | +3 | 20 | 43 | -23 |
| Dec. 8 | VANDERBILT | L | 30 | 24 | +6 | 26 | 23 | +3 | 7 | 14 | -7 | 9 | 8 | +1 | 21 | 23 | -2 |
| Dec. 12 | SOUTH ALABAMA | W | 46 | 8 | +38 | 10 | 8 | +2 | 4 | 7 | -3 | 9 | 6 | +3 | 29 | 20 | +9 |
| Dec.18 | UTEP* | L | 26 | 32 | -6 | 8 | 20 | -12 | 0 | 5 | -5 | 10 | 9 | +1 | 23 | 4 | +19 |
| Dec.29 | at UTSA* | W | 12 | 36 | -24 | 12 | 10 | +2 | 5 | 10 | -5 | 2 | 9 | -7 | 15 | 14 | +1 |
| Dec.31 | CHARLOTTE* | L | 26 | 34 | -8 | 8 | 9 | -1 | 11 | 7 | +4 | 5 | 11 | -6 | 7 | 21 | -14 |
| Jan. 5 | RICE* | W | 28 | 30 | -2 | 10 | 12 | -2 | 4 | 9 | -5 | 8 | 14 | -6 | 17 | 15 | +2 |
| Jan. 7 | at UTEP* | L | 18 | 20 | -2 | 21 | 25 | -4 | 5 | 11 | -6 | 6 | 13 | -7 | 9 | 16 | -7 |
| Jan. 11 | NORTH TEXAS* | W | 38 | 28 | +10 | 20 | 15 | +5 | 4 | 10 | -6 | 6 | 10 | -4 | 35 | 21 | +14 |
| Jan. 14 | at UAB* | W | 36 | 22 | +14 | 6 | 10 | -4 | 5 | 4 | +1 | 8 | 2 | +6 | 15 | 25 | -10 |
| Jan. 19 | at WKU* | L | 24 | 34 | -10 | 13 | 20 | -7 | 10 | 13 | -3 | 11 | 12 | -1 | 21 | 29 | -8 |
| Jan. 21 | at MT* | L | 12 | 30 | -18 | 11 | 14 | -3 | 14 | 13 | +1 | 2 | 2 | --- | 16 | 4 | +12 |
| Jan. 26 | UAB* | W | 34 | 36 | -2 | 20 | 11 | +9 | 9 | 12 | -3 | 11 | 6 | +5 | 23 | 14 | +9 |
| Jan. 28 | UTSA* | L | 26 | 30 | -4 | 19 | 9 | +10 | 4 | 6 | -2 | 6 | 4 | +2 | 17 | 7 | +10 |
| Feb. 2 | at Rice* | L | 32 | 36 | -4 | 13 | 11 | +2 | 7 | 8 | -1 | 4 | 1 | +3 | 17 | 13 | +4 |
| Feb. 9 | FIU* | W | 48 | 24 | +24 | 23 | 13 | +10 | 16 | 11 | +5 | 5 | 7 | -2 | 20 | 29 | -9 |
| Feb. 11 | FAU* | W | 24 | 38 | -14 | 15 | 22 | -7 | 8 | 6 | +2 | 10 | 10 | --- | 15 | 21 | -6 |
| Feb. 16 | at UNT* | W | 20 | 26 | -4 | 11 | 15 | -4 | 9 | 5 | +4 | 9 | 5 | +4 | 18 | 7 | +11 |
| Feb. 18 | at Charlotte* | W | 34 | 40 | +6 | 13 | 16 | -3 | 8 | 11 | -3 | 5 | 8 | -3 | 14 | 52 | -38 |
| Feb. 23 | WKU* | | | | | | | | | | | | | | | | |
| Feb. 25 | MT* | | | | | | | | | | | | | | | | |
| Mar. 2 | at FIU* | | | | | | | | | | | | | | | | |
| Mar. 4 | at FAU* | | | | | | | | | | | | | | | | |
| Mar. 7 | C-USA/TBA | | | | | | | | | | | | | | | | |
| Totals | | 16-10 | 770 | 730 | +40 | 386 | 366 | +20 | 205 | 217 | -12 | 195 | 198 | -3 | 525 | 474 | +51 |

LA TECH 2022-23 LEADS & DEFICITS

| Date | Opponent | Largest Lead | Largest Deficit | Time Led | Time Trailed | Time Tied | Result |
|---------|-------------------|---------------|-----------------|----------|--------------|-----------|-------------------------|
| Nov. 7 | CENTRAL BAPTIST | 56 (4th 0:00) | ---- | 37:26 | ---- | 2:34 | W, 86-30 |
| Nov. 10 | ARKANSAS STATE | 12 (4th 5:15) | 12 (2nd 7:21) | 15:44 | 23:57 | 0:19 | W, 59-56 |
| Nov. 13 | at ULM | 17 (4th 2:05) | 2 (1st 8:50) | 38:00 | 0:15 | 1:45 | W, 68-53 |
| Nov. 22 | at SMU | 10 (1st 0:36) | 7 (4th 7:07) | 20:37 | 17:09 | 2:14 | L, 59-63 |
| Nov. 25 | Stetson | 25(3rd 0:08) | ---- | 39:39 | ---- | 0:21 | W, 73-50 |
| Nov. 26 | Illinois State | ---- | 25 (4th 8:21) | ---- | 39:10 | 0:50 | L, 53-70 |
| Nov. 27 | George Washington | 20 (4th 2:07) | 11 (2nd 4:09) | 28:26 | 7:22 | 4:12 | W, 71-52 |
| Dec. 3 | ALCORN STATE | 18 (2nd 6:22) | ---- | 38:00 | ---- | 2:00 | W, 70-59 |
| Dec. 8 | VANDERBILT | 12 (3rd 2:46) | 5 (OT 0:07) | 34:32 | 5:24 | 5:04 | L, 75-70 ^{OT} |
| Dec. 12 | SOUTH ALABAMA | 27 (3rd 1:24) | 3 (1st 9:29) | 36:15 | 3:14 | 0:31 | W, 73-50 |
| Dec.18 | UTEP* | 6 (3rd 5:40) | 8 (2nd 6:46) | 29:13 | 4:28 | 6:19 | L, 54-62 |
| Dec. 29 | at UTSA* | 7 (4th 4:30) | 6 (3rd 3:49) | 11:21 | 18:22 | 10:17 | W, 62-57 |
| Dec. 31 | CHARLOTTE* | 5 (1st 3:41) | 10 (4th 0:30) | 13:28 | 22:00 | 4:32 | L, 57-66 |
| Jan. 5 | RICE * | 16 (2nd 8:06) | 5 (1st 9:13) | 34:13 | 5:12 | 0:35 | W, 79-74 |
| Jan. 7 | at UTEP* | 8 (1st 3:25) | 12 (4th 9:25) | 14:03 | 21:24 | 5:33 | L, 72-66 |
| Jan. 11 | NORTH TEXAS* | 19 (3rd 0:15) | 3 (1st 7:13) | 32:15 | 3:26 | 4:19 | W, 81-66 |
| Jan. 14 | at UAB* | 12(1st 6:11) | 2 (1st 3:05) | 35:29 | 3:46 | 0:45 | W, 61-55 |
| Jan. 19 | at WKU* | 1 (1st 7:43) | 18 (4th 7:08) | 0:33 | 36:59 | 2:28 | L, 55-66 |
| Jan. 21 | at MT* | 2 (3rd 5:26) | 18 (4th 0:04) | 3:28 | 34:15 | 2:47 | L, 68-50 |
| Jan. 26 | UAB* | 14 (3rd 5:49) | 11 (1st 2:37) | 23:11 | 14:11 | 2:28 | W, 67-62 |
| Jan. 28 | UTSA* | 7 (2nd 8:55) | 6 (4th 1:17) | 26:45 | 10:48 | 2:27 | L, 63-66 |
| Feb. 2 | at Rice* | 3 (2nd 0:23) | 6 (3rd 0:11) | 14:01 | 20:16 | 5:43 | L, 57-60 |
| Feb. 9 | FIU* | 18 (2nd 2:06) | ---- | 36:33 | ---- | 3:27 | W, 76-65 |
| Feb. 11 | FAU* | 18 (2nd 6:54) | ---- | 39:22 | ---- | 0:39 | W, 68-56 |
| Feb. 16 | at UNT* | 23 (3rd 3:36) | 1 (1st 7:23) | 38:57 | 0:37 | 0:26 | W, 57-44 |
| Feb. 18 | at Charlotte* | 8 (3rd 9:48) | 4 (4th 7:56) | 35:14 | 6:60 | 8:06 | W, 83-79 ^{2OT} |
| Feb. 23 | WKU* | | | | | | |
| Feb. 25 | MT* | | | | | | |
| Mar. 2 | at FIU* | | | | | | |
| Mar. 4 | at FAU* | | | | | | |
| Mar. 7 | C-USA/TBA | | | | | | |

STARTING LINEUPS

| Date | Opponent | Player | Player | Player | Player | Player | Result |
|---------|-------------------|--------|--------|--------|---------|----------|-------------------------|
| Nov. 7 | CENTRAL BAPTIST | Bates | Walker | Green | Brannon | Roberson | W, 86-30 |
| Nov. 10 | ARKANSAS STATE | Bates | Walker | Green | Brannon | Roberson | W, 59-56 |
| Nov. 13 | at ULM | Bates | Walker | Green | Brannon | Roberson | W, 68-53 |
| Nov. 22 | at SMU | Bates | Walker | Nativi | Brannon | Roberson | L, 59-63 |
| Nov. 25 | Stetson | Bates | Walker | Nativi | Brannon | Roberson | W, 73-50 |
| Nov. 26 | Illinois State | Bates | Walker | Nativi | Brannon | Roberson | L, 53-70 |
| Nov. 27 | George Washington | Bates | Walker | Nativi | Brannon | Roberson | W, 71-52 |
| Dec. 3 | ALCORN STATE | Bates | Walker | Nativi | Brannon | Roberson | W, 70-59 |
| Dec. 8 | VANDERBILT | Bates | Walker | Nativi | Brannon | Roberson | L, 75-70 ^{OT} |
| Dec. 12 | SOUTH ALABAMA | Bates | Walker | Nativi | Brannon | Roberson | W, 73-50 |
| Dec. 18 | UTEP* | Bates | Walker | Nativi | Brannon | Roberson | L, 54-62 |
| Dec. 29 | at UTSA* | Bates | Walker | Nativi | Brannon | Wurm | W, 62-57 |
| Dec. 31 | CHARLOTTE* | Bates | Walker | Nativi | Brannon | Wurm | L, 57-66 |
| Jan. 5 | RICE* | Bates | Walker | Nativi | Brannon | Wurm | W, 79-74 |
| Jan. 7 | at UTEP* | Bates | Walker | Nativi | Brannon | Wurm | L, 72-66 |
| Jan. 11 | NORTH TEXAS* | Bates | Walker | Nativi | Brannon | Wurm | W, 81-66 |
| Jan. 14 | at UAB* | Bates | Walker | Nativi | Brannon | Wurm | W, 61-55 |
| Jan. 19 | at WKU* | Bates | Walker | Nativi | Brannon | Wurm | L, 55-66 |
| Jan. 21 | at MT* | Bates | Walker | Nativi | Brannon | Roberson | L, 68-50 |
| Jan. 16 | UAB* | Bates | Walker | Nativi | Brannon | Wurm | W, 67-62 |
| Jan. 28 | UTSA* | Bates | Walker | Nativi | Brannon | Wurm | L, 63-66 |
| Feb. 2 | at Rice* | Nativi | Walker | Lee | Sant | Wurm | L, 57-60 |
| Feb. 9 | FIU* | Bates | Walker | Nativi | Sant | Roberson | W, 76-65 |
| Feb. 11 | FAU* | Bates | Walker | Nativi | Sant | Roberson | W, 68-56 |
| Feb. 16 | at UNT* | Bates | Walker | Nativi | Sant | Roberson | W, 57-44 |
| Feb. 18 | at Charlotte* | Bates | Walker | Nativi | Sant | Roberson | W, 83-79 ^{2OT} |
| Feb. 23 | WKU* | | | | | | |
| Feb. 25 | MT* | | | | | | |
| Mar. 2 | at FIU* | | | | | | |
| Mar. 4 | at FAU* | | | | | | |
| Mar. 7 | C-USA/TBA | | | | | | |

Record by Lineups

| | | |
|-----------|------------------------------------------|-----|
| Lineup 1: | Bates, Walker, Green, Brannon, Roberson | 3-0 |
| Lineup 2: | Bates, Walker, Nativi, Brannon, Roberson | 4-5 |
| Lineup 3: | Bates, Walker, Nativi, Brannon, Wurm | 5-4 |
| Lineup 4: | Nativi, Walker, Lee, Sant, Wurm | 0-1 |
| Lineup 5: | Bates, Walker, Nativi, Sant, Roberson | 4-0 |

CAREER SUMMARIES

| Name | Season | Career | Career | Career Statistical Totals | | | | | 10+ | 10+ | Double |
|----------|--------|--------|--------|---------------------------|-----|---------|--------|--------|--------|-----|---------|
| | Starts | Starts | GP | Points | Reb | Assists | Steals | Blocks | Points | Reb | Doubles |
| Green | 3 | 109 | 139 | 1291 | 422 | 263 | 140 | 4 | 56 | 2 | 0 |
| Walker* | 26 | 109 | 135 | 1860 | 474 | 218 | 163 | 13 | 97 | 2 | 2 |
| Roberson | 16 | 74 | 103 | 1171 | 726 | 52 | 73 | 70 | 60 | 26 | 20 |
| Bates | 25 | 62 | 104 | 608 | 239 | 281 | 90 | 19 | 24 | 1 | 1 |
| Brannon | 21 | 42 | 58 | 429 | 266 | 45 | 61 | 5 | 19 | 2 | 1 |
| Nativi | 23 | 46 | 59 | 216 | 162 | 152 | 65 | 19 | 5 | 1 | 0 |
| Lee | 1 | 11 | 77 | 394 | 139 | 61 | 30 | 1 | 13 | 0 | 0 |
| Sant | 5 | 39 | 113 | 511 | 264 | 94 | 39 | 13 | 11 | 0 | 0 |
| Thompson | 0 | 16 | 75 | 228 | 145 | 20 | 23 | 31 | 3 | 0 | 0 |
| Wurm | 10 | 10 | 38 | 121 | 90 | 8 | 11 | 42 | 2 | 1 | 1 |
| Smith | 0 | 0 | 23 | 16 | 6 | 6 | 9 | 0 | 0 | 0 | 0 |
| Bukvic | 0 | 0 | 10 | 18 | 3 | 2 | 1 | 0 | 0 | 0 | 0 |
| Angoi | 0 | 0 | 9 | 10 | 7 | 0 | 1 | 0 | 0 | 0 | 0 |

*Triple Double

GAME-BY-GAME LEADERS

| Date | Opponent | Points | Rebounds | Assists |
|---------|-------------------|------------------------------------------------|-------------------------|--------------------------------------------------------|
| Nov. 7 | CENTRAL BAPTIST | Keiunna Walker (17) | Amaya Brannon (8) | Salma Bates (6) Silvia Nativi (6) |
| Nov. 10 | ARKANSAS STATE | Salma Bates (17) | Gabbie Green (8) | Salma Bates (4) |
| Nov. 13 | at ULM | Amaya Brannon (18) | Anna Larr Roberson (10) | Silvia Nativi (6) |
| Nov. 22 | at SMU | Keiunna Walker (22) | Salma Bates (5) | Silvia Nativi (6) |
| Nov. 25 | Stetson | Anna Larr Roberson (19) | Anna Larr Roberson (10) | Keiunna Walker (5) Salma Bates (5) |
| Nov. 26 | Illinois State | Gabbie Green (11) | Anna Larr Roberson (7) | Silvia Nativi (5) |
| Nov. 27 | George Washington | Keiunna Walker (20) | Anna Larr Roberson (9) | Keiunna Walker (3) |
| Dec. 3 | ALCORN STATE | Anna Larr Roberson (17) Keiunna Walker (17) | Anna Larr Roberson (17) | Salma Bates (3) Silvia Nativi (3) Lotte Sant (3) |
| Dec. 8 | VANDERBILT | Anna Larr Roberson (23) | Gabbie Green (8) | Silvia Nativi (7) |
| Dec. 12 | SOUTH ALABAMA | Robyn Lee (16) | Anna Larr Roberson (15) | Silvia Nativi (6) |
| Dec. 18 | UTEP* | Keiunna Walker (12) | Amaya Brannon (7) | Salma Bates (4) |
| Dec. 29 | at UTSA* | Keiunna Walker (20) | Salma Bates (6) | Salma Bates (4) |
| Dec. 31 | CHARLOTTE* | Amaya Brannon (15) | Amaya Brannon (10) | Salma Bates (4) Silvia Nativi (4) |
| Jan. 5 | RICE* | Keiunna Walker (26) | Keiunna Walker (7) | Salma Bates (5) |
| Jan. 7 | at UTEP* | Keiunna Walker (24) | Mackenzie Wurm (6) | Salma Bates (5) |
| Jan. 11 | NORTH TEXAS* | Keiunna Walker (23) | Lotte Sant (5) | Silvia Nativi (3) Salma Bates (3) Robyn Lee (3) |
| Jan. 14 | at UAB* | Keiunna Walker (26) | Amaya Brannon (10) | Silvia Nativi (3) |
| Jan. 19 | at WKU* | Keiunna Walker (16) | Anna Larr Roberson (8) | Amaya Brannon (3) Robyn Lee (3) |
| Jan. 21 | at MT* | Keiunna Walker (14) | Anna Larr Roberson (6) | Salma Bates (4) |
| Jan. 26 | UAB* | Robyn Lee (20) | Keiunna Walker (7) | Salma Bates (3) |
| Jan. 28 | UTSA* | Keiunna Walker (22) | Amaya Brannon (4) | Salma Bates (4) |
| Feb. 2 | at Rice* | Keiunna Walker (14) | Amaya Brannon (8) | Salma Bates (7) |
| Feb. 9 | FIU* | Keiunna Walker (17) | Keiunna Walker (9) | Salma Bates (5) |
| Feb. 11 | FAU* | Keiunna Walker (22) | Keiunna Walker (6) | Keiunna Walker (6) |
| Feb. 16 | at UNT* | Keiunna Walker (15) | Keiunna Walker (9) | Keiunna Walker (3) |
| Feb. 18 | at Charlotte* | Keiunna Walker (27) | Keiunna Walker (14) | Keiunna Walker (5) |
| Feb. 23 | WKU* | | | |
| Feb. 25 | MT* | | | |
| Mar. 2 | at FIU* | | | |
| Mar. 4 | at FAU* | | | |
| Mar. 7 | C-USA/TBA | | | |

| Games Leading in | Points | Rebounds | Assists |
|------------------|-------------------------|-------------------------|---------------------|
| | Keiunna Walker -- 18 | Anna Larr Roberson -- 8 | Salma Bates -- 13 |
| | Anna Larr Roberson -- 4 | Amaya Brannon -- 6 | Silvia Nativi -- 11 |
| | Amaya Brannon -- 2 | Keiunna Walker -- 6 | Keiunna Walker -- 5 |
| | Robyn Lee -- 2 | Gabbie Green -- 2 | Robyn Lee -- 2 |
| | Salma Bates -- 1 | Salma Bates -- 2 | Lotte Sant -- 1 |
| | Gabbie Green -- 1 | Mackenzie Wurm -- 1 | Amaya Brannon -- 1 |
| | | Lotte Sant -- 1 | |

GAME-BY-GAME NOTABLES

LA Tech 86, Central Baptist 30 (Nov. 7, 2022)

- LA Tech is now 1-0 against Central Baptist, taking the first-ever matchup in the series.
- Coach Stoehr is now 6-1 in season openers at LA Tech, winning six straight.
- The 56-point margin is the most in those six games.
- The 30 points allowed matches the 10th lowest single-game score in program history.
- Keiunna Walker is now No. 26 on the all-time scoring list, moving past Monica Maxwell, with 1,420 career points.
- Walker took charge No. 125 of her career.
- Anna Larr Roberson had her 50th career game in double figures, she is now 38 points away from 1,000 career points.
- Silvia Nativi tied a career-high with seven assists.
- Tech's defense forced 21 turnovers, the 109th time since 2010.
- Gabbie Green, Ayen Angoi, Anja Bukvic all made their LA Tech debuts tonight.

LA Tech 59, Arkansas State 56 (Nov. 10, 2022)

- LA Tech is 39-3 against Arkansas State and 19-1 at home in the all-time series.
- Tech has now started the season 2-0 for the fourth straight year.
- LA Tech now has 595 wins in Ruston in its program history.
- Keiunna Walker is now No. 25 on the all-time scoring list, moving past Jane Ellen Cook, with 1,428 career points.
- Salma Bates had her 18th career game in double figures and tied her career-high with 17 points.
- Bates dished out her 200th career assist.
- Tech outscored Arkansas State 34-18 in the paint.
- Walker took two charges; she now has 127 for her career.
- Gabbie Green scored her first points in a Techster uniform.

LA Tech at ULM (Nov. 13, 2022)

- LA Tech is 49-9 against ULM in the all-time series and is 20-7 in Monroe.
- Tech is 3-0 for the first time since 2017.
- Amaya Brannon had a career-high 18 points and tied a career-high with nine rebounds.
- Brannon registered her 100th career field goal make in 36 games.
- Anna Larr Roberson now has 17 career double-doubles.
- Roberson is nine points away from 1,000 for her career.
- Keiunna Walker posted her 75th career-game in double figures.
- The Techsters took three charges in the game: Salma Bates, Amaya Brannon and Keiunna Walker.
- Salma Bates made her 40th career start.

SMU 63, LA Tech 59 (Nov. 22, 2022)

- LA Tech is 18-2 against SMU in the all-time series and is 7-2 in Dallas.
- Anna Larr Roberson became the 45th member to join the Lady Techsters 1,000-point club.
- Keiunna Walker also passed Whitney Jones and Ayana Walker for No. 23 on the all-time scoring list, with 1,463 points.
- Walker hit her 400th career free throw, she is currently No. 6 all-time.
- Walker also eclipsed 500 made field goals in her career.
- Silvia Nativi now has six assists in three of four games this season.
- Robyn Lee reached 100 rebounds for her career.
- Salma Bates tied a career-high in steals, with 3
- Walker took two charges; Amaya Brannon took one.
- Roberson played in her 90th career game, and Kate Thompson played in her 60th.

GAME-BY-GAME NOTABLES

LA Tech 73, Stetson 50 (Nov. 25, 2022)

- LA Tech is now 2-0 all-time against Stetson and is now 1-0 on a neutral floor.
- Anna Larr Roberson had a season-high with 19 points and 10 rebounds.
- It was Roberson's second double-double of the season and 18th of her career.
- She is now tied with Vickie Johnson and Belinda Jones on the all-time list.
- Lotte Sant had a season-high 11 points, her first game in double figures this season.
- The Techsters have had six different players reach double figures through the first five games.
- Keiunna Walker passed Amber Obaze for No. 22 on the all-time scoring list, with 1,481 points.
- Tech had a season-high six blocks in the game.
- Mackenzie Wurm tied her career-high with three blocks.
- Salma Bates registered her 12th career block.
- Walker took three more charges; she has nine on the season.

Illinois State 70, LA Tech 53 (Nov. 26, 2022)

- LA Tech is now 5-2 in the all-time series and Illinois State.
- The Redbirds evened the series on neutral floors at 1-1.
- Tech is now 182-73 all-time at neutral sites.
- Anna Larr Roberson now has seven or more rebounds in five of six games.
- Silvia Nativi had five assists and no turnovers, she now has 28 assists to seven turnovers on the year.
- Mackenzie Wurm had a season-high six points.
- Autumn Smith notched a career-high two assists.
- Anja Bukvic registered her first career steal.
- Gabbie Green scored in double figures for the first time as a Lady Techster, with 11 points.

LA Tech 71, George Washington 52 (Nov. 26, 2022)

- LA Tech now leads the all-time series with George Washington 1-0.
- Tech is now 183-73 all-time at neutral sites after going 2-1 this weekend in Las Vegas.
- Anna Larr Roberson has reached double figures in five games with 14 points Sunday.
- Roberson passed Amy Brown and Takeisha Lewis for No. 42 on the all-time scoring list; she has 1,040 career points.
- Anna Larr Roberson now has seven or more rebounds in six of seven games.
- Keiunna Walker also reached double figures for the fifth time with her second 20-point performance this season.
- Walker moves into No. 21 on the all-time scoring list, passing Belinda Jones and surpassing 1,500 career points; she now has 1,505.
- Silvia Nativi pulled down the 100th rebound of her career.
- Keiunna Walker started her 90th career game while becoming No. 5 on the all-time list in both career free throw attempts (573) and free throw makes (420); she passed Adrienne Johnson and Venus Lacy, respectively.
- All-Tournament Team -- Nevaeh Brown (ETSU), **Keiunna Walker (LA Tech)**, DeAnna Wilson (Illinois St.), Paige Robinson (Illinois St.), Nneka Obiazor (UNLV), Justice Ethridge (UNLV), MVP -- Desi-Rae Young (UNLV)

GAME-BY-GAME NOTABLES

LA Tech 70, Alcorn State 59 (Dec. 3, 2022)

- LA Tech now leads the all-time series with Alcorn 10-0 and are 8-0 in Ruston.
- Tech is now 6-2 for the third straight season.
- Tech's defense forced 20 or more turnovers for the third time this season and registered a season-high nine steals.
- Tech has scored 70 or more points in three of their last four games.
- Lotte Sant reached double figures for the second time this season and had a season-high 13 points.
- Anna Larr Roberson has reached double figures in six games with 17 points Saturday and posted her third double-double of the season (17 points, 10 rebounds).
- Roberson passed Vickie Johnson and Belinda Jones on the all-time double-doubles list with 19.
- Anna Larr Roberson now has seven or more rebounds in seven of eight games.
- Keiunna Walker also reached double figures for the sixth time and her eight made free throws pass Tasha Williams for No. 4 on the all-time list in free throw makes.
- Silvia Nativi registered her 100th career assist, she has 3 or more assists in six of eight games.
- Keiunna Walker and Amaya Brannon each drew charges; Tech has drawn 17 this season.

Vanderbilt 75, LA Tech 70 (OT) (Dec. 8, 2022)

- Vanderbilt now leads the all-time series 2-1 and ties the series in Ruston, 1-1.
- LA Tech is now 26-22 all-time in overtime games and falls to 6-8 in OT games at home.
- Tech has now played at least one overtime game in each of the last 14 seasons.
- Anna Larr Roberson's team and season-high 23 points moved her passed LaQuan Stallworth and Danielle Whitehurst for No. 40 on the all-time scoring list.
- Roberson's 10 made field goals is a new team, season-high in 2022-23.
- Keiunna Walker registered her 80th career game in double figures with 18 points.
- Silvia Nativi tied her career-high with seven assists.
- Salma Bates tied a season-high with six assists.
- Gabbie Green tied her season-high with eight rebounds and surpassed 400 rebounds in her career.
- Tech has scored 70 or more points in four of their last five games.

LA Tech 73, South Alabama 50 (Dec. 12, 2022)

- LA Tech now leads the all-time series 22-0; 12-0 in Ruston.
- LA Tech improved to 7-3 for the fifth straight season.
- Tech is now 3-0 on the year against the Sun Belt.
- Tech has scored 70 or more points in five of their last six games.
- Robyn Lee reached double figures for the third time this season, scoring a season-high 16 points.
- Anna Larr Roberson picked up her fourth double-double of the season with 13 points and tied a career-high with 15 rebounds.
- Roberson passed Teresa Weatherspoon on the all-time scoring list; she sits at No. 39 with 1,093 career points.
- Keiunna Walker passed Adrienne Johnson on the all-time list for made three throws; Walker is now No. 3 at 441 makes.
- Walker reached double figures for the eighth time this season and took her 13th charge of 22-23.
- Silvia Nativi has had five or more assists in six of ten games this season; she finished with six.
- Nativi's 45 assists are the most through 10 games to start a season since Chrisstasia Walter's 52 in 2014-15.
- Tech's bench has scored 20 or more points in eight of 10 games.
- LA Tech had a season-high 46 points in the paint.

GAME-BY-GAME NOTABLES

UTEP 62, LA Tech 54 (Dec. 18, 2022)

- LA Tech now leads the all-time series 16-9 and is 7-4 in games played in Ruston.
- Tech moves to 3-7 all-time in C-USA openers and is 2-4 in openers at home.
- Keiunna Walker reached double figures for the ninth time this season with a team-high 12 points.
- The Techsters took four charges in the game; they now have 22 on the year.
- Silvia Nativi has had three or more assists in nine of 11 games this season.
- Salma Bates had four assists and now has three or more in seven games this season.
- Tech's bench has scored 20 or more points in nine of 11 games.
- LA Tech hit a season-high six threes in the game.

LA Tech 62, UTSA 57 (Dec. 29, 2022)

- LA Tech now leads the all-time series 16-6 and is 7-4 in games played in San Antonio.
- Keiunna Walker reached double figures for the 10th time this season with a team-high 20 points.
- Walker moved into the Lady Techsters top-20 in scoring, passing Lori Scott.
- Mackenzie Wurm made her first career start.
- Wurm tied a career-high with three blocks and tied a season-high with five rebounds.
- Lotte Sant surpassed 400 career points and hit her 100th career three-pointer.
- Sant finished with a career-high five made threes and tied her career-high in points with 15.
- Salma Bates had four assists and has three or more in eight games this season.
- Bates reached double figures for the third time this season and tied a season-high with six rebounds.
- Bates also surpassed 500 career points in the game.
- Amaya Brannon reached double figures for the fourth time this season and had a season-high three steals.
- Tech's bench has scored 15 points, reaching double digits in all 12 games this season.

Charlotte 66, LA Tech 57 (Dec. 31, 2022)

- Charlotte now leads the all-time series 8-5 and holds a 4-3 edge in Ruston. Charlotte has not won five straight in the series.
- Amaya Brannon recorded her first-career double-double with 15 points and a career-high ten rebounds. Brannon has reached double figures five times this season, including the last two games.
- Mackenzie Wurm made her second-career start and recorded six rebounds and three blocks for the second consecutive outing to go along with a season-high eight points.
- Keiunna Walker reached double figures for the 11th time this season, seventh straight, and grabbed four rebounds giving her over 400 in her career.
- Lotte Sant played in her 100th career game and hit her 105th three. She is eight makes away from cracking LA Tech's all-time top-10 in made threes.
- Salma Bates reached double figures for the fourth time this season, the second in as many games, and had four assists. She has three or more assists in nine games this season.
- Silvia Nativi added four more assists, which gives her three or more in ten games.

GAME-BY-GAME NOTABLES

LA Tech 79, Rice 74 (Jan. 5, 2023)

- LA Tech leads the all-time series 17-15 and is 12-3 in games played in Ruston.
- LA Tech won game No. 598 in Ruston.
- Tech improves to 5-0 after a loss this season and improved to 2-2 against schools from Texas.
- This was Tech's first win of the season when allowing more than 60 points.
- Tech hit a season-high nine threes in the game, hitting 9-16. Tech has hit four or more in four straight.
- Keiunna Walker surpassed 1,600 career points and moved past Shanavia Dowdell for No. 18 on the all-time scoring list. Walker has reached double digits in eight straight games with a season-high 26 points tonight. She has 1,622 for her career.
- Keiunna Walker also moved past Nora Lewis for third all-time in career free-throw attempts, with 629, and tied a season-high with seven rebounds.
- Lotte Sant has three or more made threes in four contests this season, she hit three tonight. Sant is five makes from cracking Tech's all-time top-10 and is 11 for her last 20 over the last five games. Sant also tied a season-high with three assists.
- Salma Bates pulled down her 100th career rebound and reached double digits for the fourth time this season, twice in last three games. Bates added five assists making it seven-straight with three or more. She's done it ten times this season.
- Amaya Brannon reached double figures for the sixth time this season, her third game in a row.
- Mackenzie Wurm added three more blocks in the contest, making it three straight games with three blocks, and the fourth time she has done so this season.

UTEP 72, La Tech 66 (Jan. 7, 2023)

- LA Tech leads the all-time series 16-10 and falls to 8-6 on the road in El Paso, snapping Tech's three-game streak in the desert. UTEP also earns the season sweep over LA Tech.
- Tech has hit nine threes in back-to-back games, giving them a five-game stretch of six or more.
- Keiunna Walker moved past Whitney Frazier and Kay Ford for No. 16 on the all-time scoring list. Walker has reached double digits in nine straight games and had her fifth 20-point outing of the year with 24. She has 1,646 for her career.
- Lotte Sant has multiple threes in eight games this season. Sant is now three makes from cracking Tech's all-time top-10 and is 13 for her last 23 in the last five games.
- Salma Bates reached double figures for the fifth time this season (14 points) and now has three or more assists in eight-straight games (10th time this season) registering four today.
- Amaya Brannon reached double figures for the seventh time this season, her fourth game in a row. She had 13.
- Silvia Nativi had five assists, the seventh time this year she has registered five or more.
- Mackenzie Wurm tied her season-high with six rebounds and added a block giving her 10 over the last four games, the most in a four-game stretch for a Techster since Kevion Moten in 2014-15.

GAME-BY-GAME NOTABLES

LA TECH 81, North Texas 66 (Jan. 11, 2023)

- LA Tech leads the all-time series 16-4 and now has an 8-2 edge in games played in Ruston. Tech has now won three in a row and four of the last five over North Texas.
- Tech's 64 percent shooting marked its best single-game percentage since Jan. 30, 2003, against Boise St. (.642).
- Tech has six threes in six straight games, going 7-12 tonight.
- Tech's bench reached double figures for the 13th time this season and has 20-plus in 10, scoring 35.
- Keiunna Walker has reached double digits in 10 straight games and had her sixth 20-point outing, including four of her last five, scoring a game-high 23.
- Lotte Sant reached double figures for the fourth time this season with a career-high 17 points. Sant tied a career-high with five made three-pointers and has multiple threes in nine games this season. She moved into the program's all-time top-10 list in three-point makes.
- Sant also had a season-high five rebounds and two steals.
- Salma Bates now has three or more assists in 12 games this season, including nine in a row. Bates reached double figures for the sixth time this season, her third straight game scoring 12.
- Silvia Nativi has registered three-plus assists in 13 games this season.
- Robyn Lee moved passed 300 career points and tied a season-high with 16 reaching double figures for the fourth time this season. It was Lee's 10th career-game in double figures.
- Mackenzie Wurm has registered at least one block in six straight games.
- Tech improves to 6-0 following a loss this season.

LA TECH 61, UAB 55 (Jan. 14, 2023)

- LA Tech leads the all-time series 11-6 and now has a 7-1 edge in games played in Birmingham. Tech extends its win streak over UAB to seven games, including six in a row on the road.
- Tech's bench reached double figures for the 14th time this scoring 15.
- Tech is now 9-0 when holding opponents under 60 points and 8-0 when out-rebounding the opposition.
- Keiunna Walker moved past Elinor Griffin for No. 15 all-time in career scoring and registered her sixth game with 20-plus, including four in a row (and five of her last six. Walker now has 1,695 career points.
- Robyn Lee scored in double figures for the fifth time this season, her second in as many games, with 12. Lee also pulled down a season-high six rebounds.
- Silvia Nativi has registered three-plus assists in 14 games this season and had a season-high seven rebounds.
- Mackenzie Wurm had a career-high five blocks. It was her fifth game this season of three-plus. She has 26 on the season and has had at least one block in seven straight games.
- Amaya Brannon pulled down double-digit rebounds for the second time in her career, tying her career-high with ten boards.
- Tech drew three charges in the game, one each from Keiunna Walker, Amaya Brannon, and Robyn Lee. The Techsters have drawn 33 charges on the year.

GAME-BY-GAME NOTABLES

WKU 66, LA Tech 55 (Jan. 19, 2023)

- LA Tech leads the all-time series 27-25 and now has a 16-9 edge in games played in Bowling Green. WKU has now won 11 of the last 12.
- Tech's bench reached double figures for the 16th time this season and 20-plus for the 11th time scoring 21.
- LA Tech shot a season-high 93 percent from the line going 13-14.
- Keiunna Walker reached double figures for the 12th game in a row with 16. Walker also drew her 34th charge of the season.
- Salma Bates registered her 250th career assist.
- Amaya Brannon tied a season-high with three assists.
- Mackenzie Wurm had a season-high two steals.

Middle Tennessee 68, LA Tech 50 (Jan. 21, 2023)

- Middle Tennessee moves the all-time series to 9-7 and improves to 4-2 in games played in Murfreesboro.
- LA Tech's bench reached double figures for the 17th time this season, scoring 16 in the game.
- Tech hit six threes for the seventh time this season, all in the last nine games.
- Tech made (6) and attempted (6) season-lows from the free throw line.
- Keiunna Walker reached double figures for the 13th game in a row with a team-high 14. Walker passed Pam Gant for No. 14 in all-time scoring. Walker also drew two charges giving her 36 on the year.
- Walker failed to attempt a free throw for just the second time this season, the fifth in the last three seasons. Walker ranks No. 9 in free throw makes and No. 11 in attempts nationally.
- Amaya Brannon reached double figures for the eighth time this season and drew her ninth charge of the year.
- Lotte Sant hit multiple threes for the 10th time this season. She is shooting 61 percent from three in conference play (22-36).
- Salma Bates registered four assists. It is the 13th time this season she has had three or more in a game.
- Anna Larr Roberson grabbed six rebounds in her first start since Dec. 18, eclipsing 700 for her career.

LA TECH 67, UAB 62 (Jan. 26, 2023)

- LA Tech moves to 12-6 in the all-time series and improves to 3-5 in games played in Ruston. Tech has won eight in a row over the Blazers.
- Tonight's win marked No. 600 all-time at home, making Tech the fifth program in women's college basketball history to reach the 600 mark at home.
- LA Tech's bench reached double figures for the 17th time this season and 20-plus for the 12th, scoring 23 on the night with 19 coming in the first half.
- Tech is undefeated this season when outrebounding the opposition (34-28).
- Robyn Lee scored in double figures for the sixth time this season with a career-high 20 points.
- Keiunna Walker reached double figures for the 14th straight game in a row with 18 and tied her season-high with seven rebounds. Walker recorded two assists in the game giving her 200 for her career.
- Amaya Brannon scored 12, giving her double figures for the ninth time this season.
- Salma Bates has registered three or assists in 14 games this season.
- Head Coach Brooke Stoehr coached her 200th game at the helm of the Lady Techsters' program.

GAME-BY-GAME NOTABLES

UTSA 66, LA Tech 63 (Jan. 28, 2023)

- LA Tech moves to 16-7 in the all-time series, including 6-3 in games played in Ruston.
- LA Tech's bench reached double figures for the 18th time this season.
- Tech hit eight threes. It is the seventh time this season to hit at least six.
- Keiunna Walker moved up the all-time scoring list, passing Debra Williams, Keirra Anthony, and Nora Lewis for No. 11, scoring a game-high 22. It was her 15th straight game in double figures and her eighth 20-point game of the season. Walker moved passed 500 made free throws and 600 make field goals for her career, and took two more charges for 30 on the year.
- Silvia Nativi reached double figures and hit multiple threes (2) for the second time this season scoring 10.
- Mackenzie Wurm registered her sixth game with three-plus blocks; she finished with four in a career-high 25 minutes.
- Salma Bates registered three-plus assists for the 13th time this season and the third game in a row, netting four.
- Amaya Brannon surpassed 400 career points.

Rice 60, LA Tech 57 (Feb. 2, 2023)

- LA Tech moves to 17-16 in the all-time series, including 11-4 in Houston.
- LA Tech's bench reached double figures for the 20th time this season.
- Keiunna Walker reached double figures for the 15th straight game scoring a team-high 14 and tying her season-high with three steals, the fourth game to do so.
- Mackenzie Wurm made her 10th career start and surpassed 100 career points in the contest. Wurm added two blocks, making it the eighth time to record multiple blocks in a game this season.
- Salma Bates played in her 100th career game and grabbed her 100th career rebound while tying her career-high with seven assists. She has three-plus assists in 14 games this season, including the last four.
- Amaya Brannon scored 10 points, giving her ten games this season in double figures, including three of the last four.
- Silvia Nativi recorded her 200th career point, scoring four.
- Robyn Lee made her 11th career start and first since Dec. 19, 2021, reaching double figures for the seventh time this season, scoring 10.
- Lotte Sant made her first start since Mar. 11, 2021 (35th of her career) and hit multiple threes for the 10th time this season. Sant has tied Brooke Stoehr and Kierra Anthony for No. 8 on the all-time made threes list.

LA Tech 76, FIU 65 (Feb. 9, 2023)

- LA Tech moves to 16-1 in the all-time series and stays perfect at home in Ruston (9-0).
- LA Tech's bench reached double figures for the 21st time this season and 13th game of 20-plus.
- The Techsters poured in a season-high 48 points in the paint, their fourth game to score 40-plus in the paint.
- Tech is now 8-1 this season, scoring 70 or more points.
- Keiunna Walker reached double figures for the 16th straight game scoring 17 and grabbing a season-high nine rebounds: her fourth game of seven or more. Walker also drew two charges.
- Anna Larr Roberson played in her 100th career game and reached double figures for the ninth time this season with 16 points, passing Shantel Hardison for No. 38 on the all-time scoring list.
- Salma Bates reached double figures for the seventh time this season and had her 15th outing with three-plus assists; she finished with 13 points and five assists. Bates also surpassed 600 career points.
- Lotte Sant moved past Brooke Stoehr and Kierra Anthony for No. 8 on the all-time made threes list, hitting two triples.
- Coach Stoehr won her 100th career conference game between Northwestern State and Louisiana Tech.

GAME-BY-GAME NOTABLES

LA Tech 68, FAU 66 (Feb. 11, 2023)

- LA Tech moves to 9-2 in the all-time series and stays perfect at home in Ruston (5-0).
- LA Tech's bench reached double figures for the 22nd time this season, scoring 15.
- Tech is 9-0 when outrebounding the opposition and 10-0 when holding teams under 60.
- LA Tech held an opponent to zero made threes for the first time since Feb. of 2016 (UTSA).
- Keiunna Walker became just the 11th player in program history, surpassing 1,800 career points. Walker had 22 points and reached double figures for the 17th straight game scoring, the ninth game with 20-plus, and drew three charges while dishing out a season-high six assists. Walker went 10-10 from the line, her third game this season making double-digit foul shots.
- Anna Larr Roberson moved into No. 37 on the all-time scoring list, passing Alisa Burras, scoring 16 points. It was Roberson's 10th time this season in double figures.
- Lotte Sant moved past Monica Maxwell for No. 7 on the all-time made threes list, hitting three.

LA Tech 57, North Texas 44 (Feb. 16, 2023)

- LA Tech moves to 16-4 in the all-time series and 6-1 in Denton.
- Tech has now won four straight over the Mean Green.
- LA Tech has won three straight for the second time this season.
- LA Tech's bench reached double figures for the 23rd time this season, scoring 15.
- Tech is 10-0 when outrebounding the opposition and 11-0 when holding teams under 60.
- Tech's defense allowed a conference low 44 points. The 44 points are the second-lowest scoring output allowed all season.
- Keiunna Walker moved into the program's all-time top-10, scoring 15 points. It was Walker's 18th straight game in double figures. Walker also moved passed Amanda Wilson for No. 9 on the all-time list, with 1,833. Walker also tied for a season-high nine rebounds.
- Anna Larr Roberson grabbed 11 rebounds, her fifth game this season and 26th career game with double-digit boards. Roberson surpassed 500 defensive rebounds for her career.
- Lotte Sant reached double figures for the fifth time this year, scoring 10 points off three threes. Sant is shooting .548 (34-62) from three in conference play and has hit three-plus threes seven times this year.
- Mackenzie Wurm scored a season-high 11 points and grabbed four rebounds.
- Silvia Nativi tied two season-highs with seven rebounds and two blocks.
- Salma Bates eclipsed 600 career points.

LA Tech 83, Charlotte 79 (2OT) (Feb. 18, 2023)

- LA Tech moves to 8-6 in the all-time series and 2-1 in Charlotte.
- Tech is now 5-0 all-time in double overtime games, including 2-0 on the road.
- Tech has their longest win streak of the season at four games.
- LA Tech's bench reached double figures for the 24th game this season, scoring 14.
- Tech moves to 9-1 when scoring 70 or more.
- Keiunna Walker registered her second career double-double with a season-high 27 points and a season-high 14 rebounds. Walker scored in double figures for 19 straight games and four straight with six-plus boards. It was her 10th game of 20-plus, and she drew a season-high four charges. Her 15 made FTs was a career-high.
- Anna Larr Roberson reached double figures for the 11th time this season, scoring 21, her second game with 20-plus. Roberson also moved past Tia Sossomon for No. 36 on the all-time scoring list.
- Lotte Sant reached double figures for the sixth time, second in as many games, with 13, hitting four threes. Sant has eight games with at least three threes, including three straight. She shot .521 (38-73) from three in conference play.

GAME-BY-GAME NOTABLES

LA Tech vs. WKU (Feb. 23, 2023)

STOEHR AS A TECHSTER

Brooke (Lassiter) Stoehr played for Louisiana Tech from 1998-2002 and helped guide the program to four straight regular season conference titles, four straight tournament titles, four straight NCAA Tournament appearances and a berth in the 1999 NCAA Final Four.

- * Overall record of 119-16 record
- * Record of 61-1 in regular season league games
- * Record of 11-0 in conference tournament games
- * 4 regular season titles (3 Sun Belt, 1 WAC)
- * 4 conference tournament titles (3 Sun Belt, 1 WAC)
- * 4 NCAA Tournaments
- * 1 Final Four (1999)
- * 2 Elite Eights (1999, 2000)

STOEHR ERA IN RUSTON

Brooke Stoehr is the seventh head coach in Louisiana Tech Lady Techster basketball history. She was hired in late April of 2016, with her husband Scott Stoehr, following the resignation of former LA Tech head coach Tyler Summitt.

| Head Coach | Years | Record |
|----------------------|---------------------|---------------|
| Sonja Hogg | 1974-85 | 307-55 |
| Leon Barmore | 1982-2002 | 576-87 |
| Kurt Budke | 2002-2005 | 80-16 |
| Chris Long | 2005-2009 | 71-44 |
| Teresa Weatherspoon | 2009-2014 | 99-71 |
| Tyler Summitt | 2014-16 | 30-31 |
| Brooke Stoehr | 2016-present | 117-89 |

ALL-TIME WINS BY COACH

Brooke Stoehr entered the 2022-23 season with 101 career wins at Louisiana Tech. She moved into third place with a win UAB in the opening round of the 2022 Conference USA tournament.

| Head Coach | LA Tech Wins |
|-------------------------|--------------|
| 1. Leon Barmore | 576 |
| 2. Sonja Hogg | 307 |
| 3. Brooke Stoehr | 117 |
| 4. Teresa Weatherspoon | 99 |
| 5. Kurt Budke | 80 |
| 6. Chris Long | 71 |
| 7. Tyler Summitt | 30 |

HEAD COACHING DEBUTS

Louisiana Tech head coaches are 4-3 all-time in their first game on the sideline for the Lady Techsters.

| Head Coach | Year | Result |
|---------------------|---------|-------------------------------|
| Sonja Hogg | 1974-75 | L, Southeastern LA, 59-55 |
| Leon Barmore | 1982-73 | W, Mississippi College, 95-62 |
| Kurt Budke | 2002-03 | W, #7 Texas Tech, 85-76 |
| Chris Long | 2005-06 | L, WKU, 80-59 |
| Teresa Weatherspoon | 2008-09 | W, Hawaii 68-56 |
| Tyler Summitt | 2014-15 | W, Stephen F. Austin, 76-69 |
| Brooke/Scott Stoehr | 2016-17 | L, LSU, 77-73 |

OPENING STATEMENTS

Brooke Stoehr has won each of the last six season openers she has coached in, and is 10-1 all-time in lid-lifters. Stoehr's only loss came in her first game at the helm of the Lady Techsters to LSU, 73-77. Stoehr is 6-0 against teams outside Division I, winning by an average of 42 points per game.

| Year | School | Opponent | Result |
|---------|--------------------|------------------|----------|
| 2022-23 | Louisiana Tech | Central Baptist | W, 86-30 |
| 2021-22 | Louisiana Tech | Jarvis Christian | W 103-53 |
| 2020-21 | Louisiana Tech | McNeese State | W 90-45 |
| 2019-20 | Louisiana Tech | LSU-Alexandria | W 93-61 |
| 2018-19 | Louisiana Tech | LSU-Alexandria | W 112-70 |
| 2017-18 | Louisiana Tech | Grambling State | W 64-53 |
| 2016-17 | Louisiana Tech | LSU | L 73-77 |
| 2015-16 | Northwestern State | Letourneau | W 73-44 |
| 2014-15 | Northwestern State | Letourneau | W 78-35 |
| 2013-14 | Northwestern State | Houston | W 74-70 |
| 2012-13 | Northwestern State | New Orleans | W 53-52 |

NON-CONFERENCE TAC DOMINATION

The Lady Techsters had an 18-game regular-season non-conference home winning streak snapped against Vanderbilt in a 75-70 overtime loss on Dec. 9, 2022. It was the fourth longest streak in program history. The previous defeat on its home court by a non-conference opponent was on Nov. 20, 2019 by Wichita State.

The longest streak in Lady Techsters basketball history is 107 straight games inside the TAC against non-conference regular season opponents. Below is a list of the longest home winning streaks against non-conference opponents.

| No. of Game | Dates |
|-------------|------------------------------------------------------------------------|
| 107 | Nov. 30, 1978 (vs. Arkansas) - Feb. 15, 1986 (vs. Creighton) |
| 31 | Feb. 26, 1986 (vs. SFA) - Feb. 9, 1989 (vs. ODU) |
| 20 | Jan. 30, 1976 (vs. New Orleans) - Feb. 11, 1978 (vs. SFA) |
| 18 | Nov. 26, 2019 (vs. Loyola-New Orleans) - Dec. 9, 2022 (vs. Vanderbilt) |
| 15 | Dec. 1, 1995 (vs. St. Johns) - Dec. 30, 1997 (vs. #3 Tennessee) |
| 12 | Dec. 16, 1998 (vs. SMU) - Dec. 7, 2000 (vs. Mississippi State) |

WHO'S NEW

Louisiana Tech welcomes just two newcomers to the roster this year after having nine new faces last season.

Prep freshman **Ayen Angoi** (Dallas, Texas/Bishop Lynch HS) and **Anja Bukvic** (Belgrade, Serbia) join the LA Tech roster for 2022-23.

Pittsburgh transfer **Gabbie Green**, who transferred in last season, sat out all last year due to an injury.

NEWEST SIGNING CLASS

The Lady Techsters signed two players on Nov. 9 during the early signing period.

Guards **Jianna Morris** (Sherwood, Ark./Sylvan Hills HS) and **Paris Guilory** (Lake Charles, La./St. Louis Catholic) became the first two signees for the 2022-23 class.

INTERNATIONAL FLAVOR

This year's roster will have a similar international flare as the last two years with returners **Lotte Sant** (Amsterdam, The Netherlands), **Silvia Nativi** (Ferrara, Italy), and newcomer **Anja Bukvic** (Belgrade, Serbia). Below is a list of the international players that LA Tech has had on its roster in the program history.

| Player | Nationality |
|----------------------|------------------------|
| Margaret Deciman | Canada |
| Raizel Guinto | Canada |
| Irene Murua | Spain |
| Silvia Nativi | Italy |
| Rhi Ockwell | Australia |
| Lotte Sant | The Netherlands |
| Jelena Vucinic | New Zealand |
| Anja Bukvic | Serbia |

Current Players in **BOLD**

FROM THE STRIPE

The Lady Techsters finished as the No. 1 free-throw shooting team in the conference last season (.759) which ranked as the highest single-season FT% in program history, beating out the 2020-21 season at .748.

The last four seasons all rank in the top-4 in program history, with 2018-19 as No. 3 (.725) and 2019-20 as No. 4 (.720).

Tech is currently 77.3 percent from the line in 2022-23 which ranks No. 2 in C-USA and 16th in the NCAA.

ON THE DOUBLE

Junior **Anna Larr Roberson** has made her presence known as one of the top post players in the conference during her career. Roberson has collected 20 career double-doubles, including nine during her sophomore campaign in 2021-22. She recently passed Vickie Johnson and Belinda Jones on the program's all-time double-double list with a 17 point, 10 rebound effort against Alcorn State.

She dropped an 18 point, 15 rebound (career-high) double-double against Southern Miss on Jan. 9, 2022.

She became the first Lady Techsters to grab double digit rebounds in four straight games since Jasmine LeBlanc grabbed 10 or more rebounds in six straight contests in the 2016-17 season.

JUST CHARGE IT

Junior **Keiunna Walker** took a pair of charges against Southern Miss on Jan. 9, surpassing 100 career charges taken. Walker led the Lady Techsters in charges last season with 42 while the Lady Techster took 74 as a team during 2021-22.

| Player | 2022-23 | Career |
|--------------------|-----------|------------|
| Keiunna Walker | 39 | 121 |
| Amaya Brannon | 9 | 25 |
| Anna Larr Roberson | 5 | 14 |
| Lotte Sant | 0 | 5 |
| Robyn Lee | 1 | 5 |
| Salma Bates | 2 | 3 |
| Silvia Nativi | 1 | 2 |
| Kate Thompson | 0 | 1 |
| Totals | 57 | 176 |

RECORD WATCH

Keiunna Walker & Anna Larr Roberson have both made a name for themselves in a Techster uniform and are etching their names in the LA Tech record books.

Keiunna Walker

Career Points -- No. 9 • 1,860

-Just passed -- Tamicha Jackson & Amanda Wilson

-Chasing -- No. 8, Tori Harrison • 1,868

-- No. T-6, Sheila Ethridge & Vickie Johnson • 1,960

Career Made Free Throws -- No. 3 • 533

-Just passed -- Adrienne Jonnson • 437

-Chasing -- No. 2, Janice Lawrence • 535

-- No. 1, Pam Kelly • 593

Career Free Throw Attempts -- No. 3 • 715

-Just passed -- Nora Lewis • 628

-Chasing -- No. 2, Janice Lawrence • 792

-- No. 1, Pam Kelly • 965

Anna Larr Roberson

Career Points -- No. 36 • 1,171

-Just Passed -- Tia Sossamon • 1,161

Chasing -- No. 35, Shan Moore • 1,183

-- No. 34, Angela Lawson • 1,210

Career Free Throw Percentage -- No. 3 • 80.4%

-Just passed -- Jasmine Bendolph • 79.8%

-Chasing -- No. 2, Amy Brown • 82.7%

-- No. 1, Brooke Lassiter • 91.5%

Career Double-Doubles -- No. 21 • 20

-Just passed -- Vickie Johnson & Belinda Jones • 18

-Chasing -- No. 20, Jo Sneed • 22

Lotte Sant

Career Three-Pointers Made -- No. 7 • 135

-Just passed -- Monica Maxwell

-Chasing -- No. 6, Debra Williams • 136

-- No. 5, Taylor Stahly • 148

MILESTONES

Below are milestones that are approaching for individual players.

- **Keiunna Walker** needs 9 points for No. 8 all-time
- **Keiunna Walker** needs 3 made free throws for No. 2 all-time
- **Keiunna Walker** needs 10 offensive rebounds for 100 career
- **Keiunna Walker** needs 3 double digit scoring games for 100 career
- **Anna Larr Roberson** is 22 points away from No. 35 in scoring
- **Lotte Sant** is 2 made threes away from No. 6 all-time
- **Lotte Sant** is 6 assists away from 100 for her career
- **Lotte Sant** is 5 offensive rebounds away from 100 for her career
- **Gabbie Green** is 9 points away from 1,300 career
- **Robyn Lee** is 3 defensive rebounds away from No. 100
- **Robyn Lee** is 6 points away from 400 career
- **Mackenzie Wurm** is 10 rebounds away from No. 100

DEFENSIVE STATE OF MIND

LA Tech has been one of the best defensive teams in C-USA under Brooke Stoehr.

This season, the Techsters rank No. 2 C-USA (79th nationally) in scoring defense at 60.6 PPG and defensive field-goal percentage (.388), which ranks No. 113 nationally.

FORCING TURNOVERS

Since the 2010-11 season the Lady Techsters have forced 111 opponents into 20 or more turnovers, including five times forcing teams into 30-plus turnovers.

| Year | Turnovers in a Game | |
|--------------|---------------------|----------------------------------------|
| | 20+ | 30+ |
| 2022-22 | 4 | 0 |
| 2021-22 | 9 | 2 (Jarvis Christian College/UTEP - 33) |
| 2020-21 | 6 | 0 |
| 2019-20 | 12 | 1 (McNeese State - 30) |
| 2018-19 | 10 | 0 |
| 2017-18 | 12 | 0 |
| 2016-17 | 4 | 0 |
| 2015-16 | 6 | 1 (Southern Miss - 30) |
| 2014-15 | 7 | 0 |
| 2013-14 | 5 | 0 |
| 2012-13 | 9 | 1 (San Jose State - 30) |
| 2011-12 | 11 | 0 |
| 2010-11 | 17 | 0 |
| Total | 112 | 5 |

TOPS IN C-USA

Louisiana Tech ranks atop the league among Conference USA foes in several categories so far this season.

No. 1 Ranking in C-USA (national ranking)

- Three-Point FG% -- 33.8 (76th nationally)

No. 2 Ranking in C-USA (national ranking)

- Scoring Defense -- 60.6 ppg (79th nationally)
- Defensive FG% -- 38.8 (113th nationally)
- FG% -- 44.5 (43rd nationally)
- FT% -- 77.3 (27th nationally)

No. 3 Ranking in C-USA (national ranking)

- Assists -- 13.3 (per game) (129th nationally)
- Scoring Margin -- 5.5 (114th nationally)

Individually...

Keiunna Walker -- 42.7 FG% ranks No. 6 in C-USA (171st nationally)
Keiunna Walker -- 150 FGM ranks No. 4 in C-USA (111th nationally)
Keiunna Walker -- 177 FTA ranks No. 1 in C-USA (13th nationally)
Keiunna Walker -- 140 FTM ranks No. 1 in C-USA (11th nationally)
Keiunna Walker -- 79.1 FT% ranks No. 7 in C-USA (161st nationally)
Keiunna Walker -- 457 points rank No. 2 in C-USA (60th nationally)
Keiunna Walker -- 17.6 PPG rank No. 2 in C-USA (52nd nationally)
Silvia Nativi -- No. 43 in the NCAA in A:TO (2.18); No.2 in C-USA
Silvia Nativi -- No. 8 in C-USA in Assists with 83 & APG (3.2)
Salma Bates -- No. 5 in C-USA in Assists (91) and APG (3.5)
Mackenzie Wurm -- No. 3 in C-USA in blocks with 37 (68th nationally)
Mackenzie Wurm -- No. 3 in C-USA in BPG (1.5) (64th nationally)

ITALIAN DISHSES

Sophomore guard, **Silvia Nativi** has been an assist machine so far in the 2022-23 season.

Nativi has 3 or more assists in 14 of 26 games and five or more in six games, including a season-high 7 against Vanderbilt. She boasts 83 assists to only 38 turnovers on the year.

Nativi ranks No. 50 in NCAA assist to turnover ratio at 2.2 (No. 1 in C-USA), ranks No. 8 in C-USA in assists (83) and assists per game (3.2).

Her 46 assists marked the most in the first 10 games of a season for a Lady Techster since 2014-15, Christasia Walter (52).

TWO COURSE DISHES

LA Tech's one-two punch at point guard this season boasts one of the best assist duos in Conference USA this season.

Salma Bates and Silvia Nativi rank No. 5 and No. 8, respectively, in assists among C-USA players with 91 (Bates) and 83 (Nativi) assists.

Bates and Nativi are the only teammate pair ranked in the top-8 in the league and also rank No. 5 and No. 8 in assists per game, 3.5 and 3.2, respectively.

PAINT JOBS

LA Tech had a dominant start to the season in the paint and have ranked as one of the most efficient teams in the country around the rim.

The Techsters are averaging 29.6 points per game in the paint and are +40 on the season over opponents and tied season-high with 46 points in the paint against South Alabama. They first hit the 46-point mark in the season-opener against Central Baptist.

Around the Basket National Rankings

No. 68 in PPP -- 1.120 (No. 3 C-USA - Rice & Middle Tennessee)
 No. 78 in FG% -- 53.5 (No. 3 C-USA - Rice & Middle Tennessee)

At the Rim National Rankings

No. 80 in PPP -- 1.172 (No. 3 C-USA - Rice & Middle Tennessee)
 No. 92 in FG% -- 56.0 (No. 3 C-USA - Rice & Middle Tennessee)

BENCH-MARKS

LA Tech's bench has proved productive in 2022 averaging 20.2 points per game and are +52 on opponents so far this season.

The Techsters' bench has scored in double figures in 24 or 26 games and have hit 20+ in 13 games this year with a high-mark of 46 points against Central Baptist in the season opener.

The only game two games to not reach double figures have been games without starting all-conference forward Anna Larr Roberson (Charlotte, 7; UTEP, 9).

HISTORIC NOTES

1,000-WIN CLUB

Louisiana Tech is one of the winningest programs in the history of the game. LA Tech won its 1000th game defeating Nevada 66-59 on March 11, 2011 in the semifinals of the 2011 WAC Tournament in Las Vegas.

| Program Wins (Entering 22-23) | Current Wins (Through 21-22) |
|---------------------------------|------------------------------|
| 1. Tennessee (1426) | 1426 |
| 2. Connecticut (1240) | 1240 |
| 3. Stanford (1181) | 1181 |
| 4. James Madison (1176) | 1176 |
| 5. Louisiana Tech (1174) | 1174 |
| 6. Stephen F. Austin (1155) | 1155 |
| 7. Texas (1157) | 1157 |
| 8. Old Dominion (1121) | 1121 |
| 9. Ohio State (1099) | 1099 |
| 10. Maryland (1078) | 1078 |

WINNING AT A HIGH PERCENTAGE

Louisiana Tech ranks No. 4 all-time in the history of women's basketball in winning percentage. The Lady Techsters have won .758 percent of its games (through end of 2021-22 season). Tech trails only Connecticut, Tennessee, and Stanford.

| Program | Pct (End of 2021-22 season) |
|------------------------|-----------------------------|
| 1. UConn | .799 (1240-312) |
| 2. Tennessee | .798 (1426-360) |
| 3. Stanford | .773 (1181-346) |
| 4. LA Tech | .758 (1174-374) |
| 5. Notre Dame | .739 (1046-370) |
| 6. Green Bay | .737 (1058-378) |
| 7. Texas | .731 (1157-426) |
| 8. SFA | .710 (1155-471) |
| 9. Maryland | .709 (1078-443) |
| 10. South Dakota State | .705 (1068-447) |

43 OF 48

Since the program's inception in 1974, Louisiana Tech has recorded 43 winning seasons (out of 48). The only losing seasons in the history of the program came in 2012-13 (14-17), 2013-14 (12-20), 2015-16 (14-16) and 2018-19 (14-16). Tech posted its first ever .500 season in 2019-20 when the Lady Techsters went 15-15.

TOUGHEST PLACES TO PLAY

Louisiana Tech is one of the hardest places in the country to play in women's basketball as the Lady Techsters have won 85.32 percent of their games in Ruston since the program's inception in 1974, third only to Knoxville, Tenn. and Stanford, Calif. Records are **through the end of the 2021-22 season.**

| Cities (Program) | Record | Percentage |
|----------------------------------------|----------------------|---------------|
| 1. Knoxville, Tenn. (Tennessee) | SEC 645-76 | 89.46% |
| 2. Stanford, Calif. (Stanford) | Pac-12 588-96 | 85.96% |
| 3. Ruston, La. (Louisiana Tech) | C-USA 593-102 | 85.32% |
| 4. Missoula, Mont. (Montana) | Big Sky 590-111 | 84.17% |
| 5. South Bend, Ind. (Notre Dame) | ACC 508-106 | 82.74% |
| 6. Austin, Texas (Texas) | Big 12 616-131 | 82.46% |
| 7. Bowling Green, Kent. (WKU) | C-USA 544-127 | 81.07% |
| 8. College Park, Md. (Maryland) | Big Ten 581-137 | 80.92% |
| 9. Salt Lake City, Utah (Utah) | Pac-12 519-128 | 80.22% |
| 10. Grand Forks, N.D. (N Dakota) | Summit 522-134 | 79.57% |

HISTORIC NOTES

MILESTONE WINS

Louisiana Tech recorded win No. 1,100 in its program's history with an 87-50 victory over Alcorn State on Dec. 29, 2017. Below is a list of milestone wins for Louisiana Tech in the program's history.

| Milestone | Opponent | Score | Year |
|-----------|------------------|--------|---------|
| No. 1 | LSU | 97-83 | 1974-75 |
| No. 100 | Southern | 105-84 | 1978-79 |
| No. 200 | Oral Roberts | 95-53 | 1981-82 |
| No. 300 | Oral Roberts | 78-59 | 1894-82 |
| No. 400 | Holy Cross | 79-51 | 1988-85 |
| No. 500 | Alabama | 93-72 | 1992-93 |
| No. 600 | Western Kentucky | 89-49 | 1995-96 |
| No. 700 | New Orleans | 97-57 | 1998-99 |
| No. 800 | New Mexico | 67-54 | 2002-03 |
| No. 900 | Iowa | 77-59 | 2006-07 |
| No. 1000 | Nevada | 66-59 | 2010-11 |
| No. 1100 | Alcorn State | 87-50 | 2017-18 |
| No. 1200 | ??? | | |

MILESTONES IN RUSTON

Since the program's inception in 1974, Louisiana Tech has won 500 games in the city of Ruston between the old Memorial Gym and the Thomas Assembly Center. Below is a list of Tech's milestone wins in Ruston.

| | |
|---------|---------------------------------------------------------------------------|
| No. 1 | Tech 97, LSU 83 Jan. 24, 1975 Memorial Gym |
| No. 50 | Tech 93, LSU 61 Feb. 2, 1980 Memorial Gym |
| No. 90 | Tech 82, Kentucky 60 March 20, 1982 Memorial Gym (Last in arena) |
| No. 91 | Tech 83, Alabama 56 Dec. 9, 1982 Thomas Assembly Center (1st in arena) |
| No. 100 | Tech 94, South Carolina 54 Jan. 15, 1983 Thomas Assembly Center |
| No. 200 | Tech 109, Lamar 49 March 11, 1989 Thomas Assembly Center |
| No. 300 | Tech 84, Southern Miss 46 March 18, 1996 Thomas Assembly Center |
| No. 400 | Tech 87, Fresno State 62 Feb. 13, 2003 Thomas Assembly Center |
| No. 500 | Tech 64, New Mexico State 50 Feb. 25, 2012 Thomas Assembly Center |
| No. 600 | Jan. 26, 2023 Thomas Assembly Center Tech 67 |

MILESTONE WINS AT TAC

Louisiana Tech surpassed its 500th win at the Thomas Assembly Center. LA Tech is at 503 wins and only 96 losses in the facilities history.

| | |
|---------|------------------------------------------------|
| No. 1 | LA Tech 83, Alabama 56, Dec. 9, 1982 |
| No. 100 | LA Tech 88, Stephen F. Austin 54, an. 17, 1989 |
| No. 200 | LA Tech 111, UL-Lafayette 36, Jan. 10, 1996 |
| No. 300 | LA Tech 95, Nevada 65, March 2, 2002 |
| No. 400 | LA Tech 62, San Jose State 53, Feb. 19, 2011 |
| No. 500 | LA Tech 68, UTEP 65, Feb. 7, 2022 |

HISTORIC NOTES

TAC DOMINATION

Over the past 40 seasons, Louisiana Tech has dominated opponents in the Thomas Assembly Center. Below are some impressive home numbers through the start of the 2022-23 season.

- * Home winning streaks of 52 and 62 games, which both rank in the Top 10 in NCAA history
- * Record of 512-100 all-time in the arena
- * Record of 222-51 in regular season conference games
- * Record of 15-2 in conference tournament games
- * 53-19 vs. ranked opponents
- * 33-0 in NCAA Tournament games
- * 47-2 in national postseason games

400 ROAD WINS

The Lady Techsters picked up their 400th road win in program history on Wednesday, Mar. 2 at Old Dominion (65-62). Historically, Tech boasts a 400-200 road record.

POST-SEASON HISTORY

With Louisiana Tech's bid to the 2022 WNIT, the Lady Techsters have now competed in 34 national postseason tournaments, including three AIAW Tournaments, 27 NCAA Tournaments and 4 WNITs. Tech participated as a member of the AIAW until 1981-82 when the NCAA took over women's basketball.

| | NCAA | AIAW | WNIT |
|---------------|-----------------------|-----------------|--------------------|
| Appearances | 27 | 3 | 4 (09, 17, 18, 22) |
| Final 4s | 10 | 3 | 0 |
| Title Games | 6 | 2 | 0 |
| Titles | 2 (1981, 1988) | 1 (1980) | 0 |

DOWN BUT NOT OUT

Louisiana Tech has produced some great come-from-behind wins during its history, including a program record 21-point come-from-behind win over Old Dominion in 1989-90.

Top-10 Come-From-Behind Wins

| Team | Margin | Result |
|-----------------------------|--------|----------------|
| 1. Old Dominion (89-90) | -21 | W, 72-71 |
| 2. Idaho (12-13) | -20 | W, 67-58 |
| 3. Iowa (05-06) | -19 | W, 95-91 (2OT) |
| 3. Florida Atlantic (14-15) | -19 | W, 73-68 |
| 5. UAB (14-15) | -18 | W, 61-55 |
| 6. Houston (18-19) | -16 | W, 100-88 (OT) |
| 6. Prairie View (11-12) | -16 | W, 89-83 (3OT) |
| 6. Rice (04-05) | -16 | W, 76-66 |
| 6. UAB (16-17) | -16 | W, 64-63 |
| 10. Fresno State (04-05) | -15 | W, 92-87 (2OT) |
| 10. Lamar (90-91) | -15 | W, 77-76 |

VICTORIOUS DESPITE LACK OF OFFENSE

Below is a list of the wins where LA Tech scored the fewest amount of points and still found a way to win.

1. 43-38 vs. Little Rock (Dec. 2, 2019)
2. 48-36 vs. Oklahoma (March 18, 1995)
3. 50-42 vs. UNO (March 11, 1994)
3. 50-42 vs. ULL (March 5, 1986)
3. 50-39 vs. Little Rock (Dec. 20, 2013)

HISTORIC NOTES

FEWEST POINTS SCORED

1. 26 vs. Texas A&M (77-26) on Dec. 4, 2012
2. 35 vs. Tennessee (60-35) on Dec. 4, 2002
3. 37 vs. Charlotte (55-37) on Jan. 31, 2020
4. 38 vs. Middle Tennessee (75-38) on Jan. 12, 2019
5. 41 vs. LSU (51-41) on Dec. 15, 2008
6. 42 vs. Boise State (52-42) on Jan. 25, 2009
6. 42 vs. Mississippi State (72-42) on Dec. 3, 2008
8. 43 vs. Little Rock (43-38) on Dec. 2, 2019
9. 44 vs. Southeastern Louisiana (81-44) on Feb. 8, 1975
9. 44 vs. Tennessee (67-44) on March 29, 1987
9. 44 vs. LSU (61-44) on Dec. 30, 2006
9. 44 vs. Southern Miss (57-44) on Jan. 30, 2021
9. 44 at Ole Miss (62-44) on Nov. 19, 2021
9. 44 at Marshall (62-44) on Dec. 30, 2021

BASKETBALL HALL OF FAMERS

A total of nine former Louisiana Tech coaches and/or players have been enshrined into the Women's Basketball Hall of Fame. The list is a who's who of Louisiana Tech's women's basketball lore. Leon Barmore, Teresa Weatherspoon and Kim Mulkey are also a part of the Naismith Memorial Basketball Hall of Fame.

| | WBB HOF | Naismith HOF |
|---------------------|---------------|---------------|
| Kim Mulkey | Class of 2000 | Class of 2020 |
| Leon Barmore | Class of 2003 | Class of 2003 |
| Janice Lawrence | Class of 2006 | |
| Pam Kelly | Class of 2007 | |
| Sonja Hogg | Class of 2009 | |
| Teresa Weatherspoon | Class of 2010 | Class of 2019 |
| Gary Blair | Class of 2013 | |
| Kurt Budke | Class of 2014 | |
| Sue Donohoe | Class of 2020 | |

KODAK/STATE FARM FACTORY

Louisiana Tech boasts 16 Kodak/State Farm All-Americans in its history.

| Player | Year |
|---------------------|------------------|
| Tamicha Jackson | 2000 |
| Amanda Wilson | 1999 |
| Debra Williams | 1996 |
| Vickie Johnson | 1995, 1996 |
| Venus Lacy | 1990 |
| Nora Lewis | 1989 |
| Teresa Weatherspoon | 1987, 1988 |
| Pam Gant | 1985 |
| Janice Lawrence | 1983, 1984 |
| Angela Turner | 1982 |
| Pam Kelly | 1980, 1981, 1982 |

WADE TROPHY WINNERS

Louisiana Tech also boasts three Wade Trophy recipients. Named after 3-time national champion Delta State coach Margaret Wade, it is annually presented to the best player in the country (debut in 1978). LA Tech's three recipients of the award are **Pam Kelly** (1981-82), **Janice Lawrence** (1983-84) and **Teresa Weatherspoon** (1987-88).

Programs with most Wade Trophy Recipients

| | |
|-------------------|----------|
| 1. UConn | 8 |
| 2. LA Tech | 3 |
| 2. Old Dominion | 3 |
| 2. Texas | 3 |
| 2. Baylor | 3 |

HISTORIC NOTES

WNBA FACTORY

Adrienne Johnson became the 16th Louisiana Tech player selected in the WNBA Draft in 2011 as she was taken with the 28th overall selection (4th in the third round) by the Connecticut Sun. Tech has had a total of **21** former players that have played in the WNBA (includes free agent signings).

| Year | Player | Team (Round) |
|------|--------------------|--------------------------|
| 2011 | Adrienne Johnson | Connecticut Sun (3rd) |
| 2010 | Shanavia Dowdell | Washington Mystics (2nd) |
| 2005 | Erica Smith-Taylor | Washington Mystics (2nd) |
| 2004 | Amisha Carter | New York Liberty (2nd) |
| 2004 | Trina Frierson | Seattle Storm (2nd) |
| 2003 | Cheryl Ford | Detroit Shock (1st) |
| 2002 | Ayana Walker | Detroit Shock (2nd) |
| 2002 | Takeisha Lewis | Seattle Storm (3rd) |
| 2000 | Betty Lennox | Minnesota Lynx (1st) |
| 2000 | Tamicha Jackson | Detroit Shock (1st) |
| 2000 | Shaka Massey | Charlotte Sting (4th) |
| 1999 | Amanda Wilson | Phoenix Mercury (4th) |
| 1999 | Alisa Burras* | Portland Fire (1st)* |
| 1997 | Vickie Johnson | New York Liberty (2nd) |
| 1997 | Racquel Spurlock | Houston Comets (3rd) |
| 1997 | Debra Williams | Charlotte Sting (3rd) |

*, Expansion Draft

Additional Techsters in WNBA (free agent, supplemental drafts)

Teresa Weatherspoon, New York Liberty
 Monica Maxwell, Washington Mystics
 Venus Lacy, New York Liberty
 Janice Lawrence, Cleveland Rockers
 LaShawn Brown, Washington Mystics

HISTORIC NOTES

OVERTIME HISTORY

Tech is 25-22 all-time in OT games. Below is a list of LA Tech's all-time overtime results.

| OT History | Overall | Home | Road | Neutral | League |
|------------|------------------------|------|--------------|---------|---------------|
| Overall: | 27-22 | 6-8 | 16-11 | 5-3 | 15-10 |
| 1 OT | 20-21 | 4-8 | 13-10 | 3-3 | 11-9 |
| 2 OT | 5-0 | 2-0 | 2-0 | 1-0 | 3-0 |
| 3 OT | 2-1 | 0-0 | 1-1 | 1-0 | 1-1 |
| 1974-75 | Northwestern State | | L 86-77 | | Neutral |
| 1974-75 | Northwestern State | | W 87-83 | | Neutral |
| 1976-77 | Southeastern LA | | L 104-102 | | Ruston |
| 1977-78 | Kansas | | W 90-82 | | Neutral |
| 1979-80 | Rutgers | | W 89-83 | | Piscataway |
| 1984-85 | ULM | | W 79-77 | | Ruston |
| 1984-85 | Southern Cal | | W 83-79 | | Los Angeles |
| 1986-87 | Long Beach State | | L 99-95 | | Long Beach |
| 1987-88 | Texas | | W 83-80 | | Austin |
| 1988-89 | Tennessee | | L 62-61 | | Neutral |
| 1990-91 | Texas Tech | | L 79-67 | | Lubbock |
| 1990-91 | Stephen F. Austin | | L 77-74 | | Ruston |
| 1991-92 | Western Kentucky | | L 72-66 | | Bowling Green |
| 1991-92 | Northern Illinois | | L 77-71 | | DeKalb |
| 1992-93 | Ole Miss | | W 68-64 | | Oxford |
| 1993-94 | Western Kentucky | | W 87-82 | | Bowling Green |
| 1995-96 | Connecticut | | W 83-81 | | Neutral |
| 2003-04 | Rice | | L 87-84 | | Houston |
| 2004-05 | Illinois | | L 71-65 | | Ruston |
| 2004-05 | Hawaii | | L 79-78 | | Honolulu |
| 2004-05 | Fresno State | | W 92-87 2ot | | Neutral |
| 2005-06 | Iowa | | W 95-91 2ot | | Ruston |
| 2005-06 | Hawaii | | W 71-66 | | Honolulu |
| 2008-09 | Utah State | | W 90-82 | | Logan |
| 2008-09 | Idaho | | W 67-63 | | Moscow |
| 2008-09 | Nevada | | L 91-88 | | Reno |
| 2009-10 | Idaho | | W 74-71 | | Ruston |
| 2009-10 | Fresno State | | L 81-78 | | Ruston |
| 2010-11 | Hawaii | | W 74-69 | | Honolulu |
| 2010-11 | Fresno State | | W 94-92 3ot | | Fresno |
| 2010-11 | Fresno State | | W 90-84 | | Ruston |
| 2011-12 | Prairie View | | W 89-83 3ot | | Neutral |
| 2012-13 | Denver | | W 82-77 2ot | | Denver |
| 2012-13 | Utah State | | L 76-75 | | Ruston |
| 2013-14 | Tulsa | | W 82-75 | | Tulsa |
| 2014-15 | Southern Miss | | L 79-77 | | Ruston |
| 2015-16 | UTSA | | W 82-72 | | San Antonio |
| 2015-16 | Rice | | L 72-67 | | Birmingham |
| 2016-17 | Clemson | | L 78-67 | | Clemson |
| 2016-17 | Rice | | W 70-67 | | Houston |
| 2016-17 | SMU | | L 75-70 | | Dallas |
| 2018-19 | Houston | | W, 100-88 | | Ruston |
| 2018-19 | Marshall | | L, 90-88 3ot | | Huntington |
| 2019-20 | North Texas | | L, 74-69 | | Denton |
| 2019-20 | Rice | | L, 73-60 | | Ruston |
| 2020-21 | Marshall | | W, 61-51 | | Huntington |
| 2021-22 | Rice | | W, 90-80 2ot | | Ruston |
| 2022-23 | Vanderbilt | | L, 70-75 | | Ruston |
| 2022-2 | Charlotte W, 83-79 2ot | | | | Charlotte |

TEAM GAME RECORDS

MOST POINTS SCORED

1. 130 by Tech vs. Cleveland St., 12-28-98
2. 126 by Tech vs. UTPA, 2-18-89
3. 124 by Tech vs. UL-Lafayette, 3-9-90

FEWEST POINTS

1. 24 by UCLA vs. Tech, 1-4-84
2. 25 by UTPA vs. Tech, 2-18-89
3. 29 by St. John vs. Tech, 12-1-95

FIELD GOALS ATTEMPTED

1. 96 by Tech vs. Alcorn State, 12-4-92
2. 95 by Tech vs. UTPA, 2-24-96
3. 94 by Tech vs. Texas Tech, 1-13-88

FIELD GOALS MADE

1. 55 by Tech vs. Cleveland St., 12-28-98
2. 53 by Tech vs. Arkansas St., 12-11-87
3. 48 by Tech vs. U.S. International, 12-12-86

FIELD GOAL PERCENTAGE

1. 69.1 by Tech (34-49) vs. Tenn., 12-14-82
2. 68.1 by Tech (47-61) vs. Lamar, 1-30-88
3. 66.0 by Tech (35-53) vs. UTA, 11-24-97

THREE-POINT FIELD GOALS ATTEMPTED

1. 37 by Florida Atlantic, 1-22-14
2. 34 by Tech vs. Illinois, 12-4-04
3. 32 by Idaho vs. Tech 1-30-10

THREE-POINT FIELD GOALS MADE

1. 14 by Tech vs. USM, 2-17-17
2. 12 by New Orleans vs. Tech, 3-6-98
2. 12 by Tech vs. UTPA, 2-23-91
4. 11 by Tech vs. South Ala., 2-6-99
4. 11 by W. Kentucky vs. Tech 2-10-95

THREE-POINT FIELD GOAL PERCENTAGE

- (minimum 10 attempted)
1. 70.0 by Tech (7-10) vs. UTSA, 2-1-14
 2. 64.7 by Tech (11-17) vs. So. Ala., 2-6-99
 3. 63.6 by Penn St. (7-11) vs. Tech, 3-14-99
 3. 63.6 by Tennessee (7-11) vs. Tech, 2-5-91

FREE THROWS ATTEMPTED

1. 50 by Tech vs. UCLA, 1-4-84
2. 49 by Tech vs. Lamar, 1-17-98
3. 48 by Tech vs. San Diego State, 1-13-86

FREE THROWS MADE

1. 33 by Tech vs. Lamar, 1-17-98
1. 33 by Tech vs. San Diego State, 1-13-86
3. 32 by Tech vs. UCLA, 1-4-84
3. 32 by Tech vs. NMSU 1-16-10
3. 32 by SJSU vs. Tech, 1-24-13

FREE THROW PERCENTAGE

- (minimum 10 attempted)
1. 100.0 by ULL (12-12) vs. Tech, 1-10-96
 1. 100.0 by W. Kentucky (10-10) vs. Tech, 12-3-83
 3. 100.0 by Marshall (10-10) vs. Tech, 3-3-16

REBOUNDS

1. 74 by Tech vs. UTPA, 1-18-90
1. 74 by Tech vs. SMU, 2-16-02
3. 72 by Tech vs. UL-Lafayette, 2-4-89

ASSISTS

1. 37 by Tech vs. UL-Lafayette, 3-9-90
2. 34 by Tech vs. Arkansas State, 12-11-87
3. 33 by Tech vs. South Alabama, 1-12-98

STEALS

1. 27 by Tech vs. SLU, 12-5-84
2. 26 by Tech vs. Arkansas State, 1-14-99
3. 25 by Tech vs. UL-Lafayette, 1-8-98
3. 25 by Tech vs. McNeese State, 1-17-83

BLOCKED SHOTS

1. 17 by Tech vs. Nicholls State, 11-26-08
2. 15 by Tech vs. Miss. College, 11-30-83
2. 15 by Idaho vs. Tech, 1-12-12

INDIVIDUAL GAME RECORDS

MOST POINTS

1. 50 Kierra Anthony, Tech vs. UH, 11-14-18
2. 47 Sheila Ethridge, Tech vs. UTPA, 2-23-91
3. 46 Crystal Smith, Iowa vs. Tech, 11-22-05
4. 45 Kierra Anthony, Tech vs. USM, 2-9-19
5. 44 Anna Larr Roberson vs. Rice, 2-24-22

MOST FIELD GOALS ATTEMPTED

1. 39 Sheila Ethridge, Tech vs. Tenn., 2-5-91
2. 36 Kim Perrot, UL-Lafayette vs. Tech, 3-9-90
3. 31 Sheila Ethridge, Tech vs. Lamar, 3-9-91
3. 30 Keiunna Walker, Tech vs. Rice, 2-24-22
4. 30 Kim Perrot, UL-Lafayette vs. Tech, 2-22-90
4. 30 Kierra Anthony, Tech vs. USM, 2-9-19

MOST FIELD GOALS MADE

1. 20 Anna Larr Roberson, Tech vs. Rice, 2-24-22
1. 20 Belinda Jones, Tech vs. New Orleans, 1975
3. 19 Kierra Anthony, Tech vs. UH, 11-14-18
4. 18 Sheila Ethridge, Tech vs. UTPA, 2-23-91
5. 17 Kierra Anthony, Tech vs. USM, 2-9-19
5. 17 Pam Gant, Tech vs. Penn State, 1-7-85

MOST THREE-POINT FIELD GOALS ATTEMPTED

1. 23 Sheila Ethridge, Tech vs. Tenn., 2-5-91
2. 20 Kim Perrot, UL-Lafayette, vs. Tech, 3-9-90
3. 19 Kim Sitzman, UALR, vs. Tech 12-22-08
4. 17 Sheila Ethridge, Tech vs. UTEP, 2-23-91
4. 17 Victoria Morris, ODU vs. Tech, 1-26-18

MOST THREE-POINT FIELD GOALS MADE

1. 10 Sheila Ethridge, Tech vs. UTEP, 2-23-91
2. 8 Sheila Ethridge, Tech vs. Tenn., 2-5-91
3. 7 Sonja Tate, Ark. State vs. Tech, 2-15-93
3. 7 Abby Vaughan, Boise St., vs. Tech, 1-3-02
3. 7 Ashley Bastian, Boise St. vs. Tech, 2-15-03
3. 7 Brietta Thomas, Tech vs. Boise St., 3-3-11
3. 7 Victoria Vivians, Miss St vs. Tech, 12-13-15
3. 7 Taylor Stahly, Tech vs. Charlotte, 1-19-19

MOST FREE THROWS ATTEMPTED

1. 21 Shantel Hardison, Tech vs. Lamar, 2-15-92
2. 17 Venus Lacy, Tech vs. Virginia, 12-10-88
3. 16 Kim Young, Southern Miss vs. Cleveland State, 12-29-98
3. 16 Venus Lacy, Tech vs. LSU, 3-23-89
3. 16 Tasha Williams, Tech vs. Rice, 1-1-05
3. 16 Tasha Williams, Tech vs. Ole Miss, 12-20-05
3. 16 Adrienne Johnson, Tech vs. Utah State, 1-20-11
3. 16 Sophie Taylor, HBU vs. Tech, 12-21-17

MOST FREE THROWS MADE

1. 16 Adrienne Johnson, Tech vs. Utah State, 1-20-11
2. 15 Tasha Williams, Tech vs. Rice, 1-1-05
2. 15 Shantel Hardison, Tech vs. Lamar, 2-15-92
4. 14 Kierra Anthony, Tech vs. UH, 11-14-18

MOST REBOUNDS

1. 23 Cheryl Ford, Tech vs. SMU, 3-6-03
2. 22 Cindy Brown, Long Beach State vs. Tech, 1-10-86
3. 21 Uirannah Jackson, Lamar vs. Tech, 2-15-92
3. 21 Amisha Carter, Tech vs. UTEP, 1-31-04
3. 21 Ty Moore, Tech vs. Nevada, 2-9-06

MOST ASSISTS

1. 17 Teresa Weatherspoon, Tech vs. UL-Monroe, 2-22-85
2. 16 Teresa Weatherspoon, Tech vs. Texas Tech, 2-1-86
3. 15 Kim Mulkey, Tech vs. Western Kentucky, 12-3-83
3. 15 Teresa Weatherspoon, Tech vs. Auburn, 1-12-85
3. 15 Teresa Weatherspoon, Tech vs. UL-Monroe, 1-6-87
3. 15 Shantel Hardison, Tech vs. UL-Lafayette, 3-9-90
3. 15 Jasmine Bendolph, Tech vs. Nevada, 2-2-12

MOST BLOCKED SHOTS

1. 14 by Alyssa Shriver, Tulsa vs. Tech,
2. 8 Shanavia Dowdell, LA Tech vs. Nicholls State, 11-26-08
3. 7 Cassandra Barker, UL-Monroe vs. Tech, 1-11-93
3. 7 Ashley Walters, Idaho vs. Tech, 1-12-12

MOST STEALS

1. 10 Tasha Williams, Tech vs. Boise St., 3-1-03
1. 10 Tasha Williams, Tech vs. Hawaii, 3-4-06
1. 10 LaQuan Stallworth, Tech vs. South Alabama, 1-12-98
1. 10 Teresa Weatherspoon, Tech vs. UCLA, 1-4-86
5. 9 Teresa Weatherspoon, Tech vs. Cal State-Long Beach, 1-10-86

TEAM SINGLE GAME RECORDS

POINTS BY TECH

| |
|------------------------------------|
| 1. 130 vs. Cleveland St. (98-99) |
| 2. 126 vs. UTPA (88-89) |
| 3. 124 vs. UL-Lafayette (89-90) |
| 4. 121 vs. New Orleans (80-81) |
| 4. 121 vs. Central Florida (89-90) |
| 6. 119 vs. Lamar (97-98) |
| 7. 118 vs. New Orleans (97-98) |
| 8. 116 vs. UL-Monroe (74-75) |
| 9. 115 four times |

POINTS BY OPPONENT

| |
|---------------------------------|
| 1. 117 by Miss. College (76-77) |
| 2. 106 by Southeastern (76-77) |
| 3. 104 by Southeastern (76-77) |
| 4. 99 by Long Beach St. (86-87) |
| 4. 99 by Alabama (93-94) |
| 6. 96 by Georgia Tech (15-16) |
| 6. 95 by Delta State (76-77) |
| 6. 95 by Virginia (13-14) |
| 6. 95 by UAB (18-19) |
| 9. 94 by Texas (76-77) |
| 9. 94 by Tennessee (93-94) |
| 9. 94 by W. Kentucky (99-00) |
| 9. 94 by Tennessee (08-09) |

REBOUNDS BY TECH

| |
|---------------------------------|
| 1. 96 vs. UL-Monroe (74-75) |
| 2. 91 vs. New Orleans (75-76) |
| 3. 76 vs. Miss. College (76-77) |
| 4. 74 vs. Southern (78-79) |
| 4. 74 vs. UTPA (89-90) |
| 4. 74 vs. SMU (01-02) |
| 7. 73 vs. Tulane (76-77) |
| 8. 72 vs. LSU (76-77) |
| 8. 72 vs. UL-Lafayette (88-89) |
| 10. 71 twice |

REBOUNDS BY OPPONENT

| |
|--------------------------------|
| 1. 71 by NW (La.) St. (74-75) |
| 1. 71 by Southern (75-76) |
| 3. 70 by UL-Monroe (74-75) |
| 4. 68 by Miss. College (76-77) |
| 5. 66 by LSU (74-75) |
| 5. 66 by Southeastern (74-75) |
| 6. 66 by Miss. College (81-82) |
| 6. 63 by LSU (77-78) |
| 8. 61 by New Orleans (74-75) |
| 10. 60 four times |

ASSISTS BY TECH

| |
|------------------------------------|
| 1. 37 vs. UL-Lafayette (89-90) |
| 2. 34 vs. Arkansas State (87-88) |
| 3. 33 vs. Hawaii (79-80) |
| 3. 33 vs. McNeese State (81-82) |
| 3. 33 vs. Texas A&M (86-87) |
| 3. 33 vs. South Alabama (97-98) |
| 7. 32 vs. UL-Monroe (76-77) |
| 7. 32 vs. McNeese State (79-80) |
| 7. 32 vs. US International (86-87) |
| 10. 31 nine times |

ASSISTS BY OPPONENT

| |
|------------------------------------|
| 1. 33 by Delta State (76-77) |
| 2. 31 by UAB (18-19) |
| 3. 26 by Connecticut (99-00) |
| 3. 26 by Marquette (10-11) |
| 3. 26 by Rice (13-14) |
| 6. 25 by LSU (77-78) |
| 6. 25 by Valdosta State (77-78) |
| 6. 25 by Texas (17-18) |
| 9. 24 by Southeastern (76-77) |
| 9. 24 by Texas A&M (79-80) |
| 9. 24 by Texas A&M (13-14) |
| 9. 24 by Mississippi State (15-16) |

STEALS BY TECH

| |
|----------------------------------|
| 1. 31 vs. UL-Lafayette (98-99) |
| 2. 27 vs. UL-Monroe (81-82) |
| 2. 27 vs. UL-Lafayette (84-85) |
| 4. 26 vs. Arkansas State (98-99) |
| 4. 26 vs. UALR (99-00) |
| 4. 25 vs. New Orleans (80-81) |
| 7. 25 vs. UL-Lafayette (97-98) |
| 8. 24 six times |

STEALS BY OPPONENT

| |
|------------------------------------|
| 1. 22 by Tennessee (06-07) |
| 1. 22 by Fresno State (10-11) |
| 3. 21 by Auburn (17-18) |
| 4. 19 by Houston (10-11) |
| 5. 18 by NW (La.) State (77-78) |
| 5. 18 by UL-Monroe (77-78) |
| 5. 18 by Nicholls State (16-17) |
| 5. 18 by Clemson (17-18) |
| 9. 17 by Memphis State (78-79) |
| 9. 17 by McNeese State (79-80) |
| 9. 17 by San Diego St. (84-85) |
| 9. 17 by Nevada (08-09) |
| 9. 17 by Mississippi State (09-10) |
| 9. 17 by Seattle (12-13) |
| 9. 17 by Nicholls St. (15-16) |

BLOCKS BY TECH

| |
|-----------------------------------|
| 1. 17 vs. Nicholls State (08-09) |
| 2. 15 vs. Miss. College (83-84) |
| 2. 15 vs. Nicholls State (87-88) |
| 4. 14 vs. Miss. College (86-87) |
| 5. 13 vs. Southern Calif. (84-85) |
| 5. 13 vs. Miami (85-86) |
| 7. 12 vs. Memphis State (78-79) |
| 8. 11 vs. Nebraska (79-80) |
| 8. 11 vs. San Diego St. (84-85) |
| 8. 11 vs. UL-Lafayette (89-90) |
| 8. 11 vs. North Texas (00-01) |

BLOCKS BY OPPONENT

| |
|-------------------------------|
| 1. 15 by Idaho (11-12) |
| 2. 14 by Old Dominion (81-82) |
| 2. 14 by Tulsa (01-02) |
| 2. 14 by Rice (03-04) |
| 2. 14 by Marshall (20-21) |
| 6. 13 by Tulsa (03-04) |
| 7. 11 by UL-Monroe (92-93) |
| 7. 11 by Duke (03-04) |
| 7. 11 by Tennessee (07-08) |
| 10. 10 13 Different Times |

TURNOVERS BY TECH

| |
|----------------------------------|
| 1. 37 vs. NW (La.) State (76-77) |
| 2. 35 vs. Panola JC (75-76) |
| 2. 35 vs. Southern (77-78) |
| 2. 35 vs. McNeese State (79-80) |
| 2. 35 vs. Fresno State (10-11) |
| 6. 34 vs. Nicholls State (75-76) |
| 6. 34 vs. NW (La.) State (76-77) |
| 8. 33 vs. Panola JC (77-78) |
| 9. 32 vs. NW (La.) State (75-76) |
| 9. 32 vs. New Orleans (75-76) |
| 9. 32 vs. Texas (76-77) |

TURNOVERS BY OPPONENT

| |
|---------------------------------|
| 1. 45 by UL-Monroe (81-82) |
| 2. 43 by Nicholls State (75-76) |
| 2. 43 by McNeese State (82-83) |
| 4. 42 by La. College (75-76) |
| 4. 42 by Nicholls State (76-77) |
| 6. 41 by UL-Lafayette (98-99) |
| 6. 41 by UALR (99-00) |
| 8. 40 by Ouachita Bapt. (75-76) |
| 8. 40 by SFA (02-03) |
| 10. 39 five times |

FIELD GOALS MADE BY TECH

| |
|------------------------------------|
| 1. 55 vs. Cleveland St. (98-99) |
| 2. 53 vs. Arkansas State (87-88) |
| 2. 53 vs. UL-Lafayette (89-90) |
| 4. 52 vs. UL-Monroe (74-75) |
| 4. 52 vs. New Orleans (80-81) |
| 6. 48 vs. McNeese State (81-82) |
| 6. 48 vs. US International (86-87) |
| 6. 48 vs. UTPA (88-89) |
| 6. 48 vs. UTPA (87-88) |
| 10. 47 three times |

FIELD GOALS MADE BY OPPONENT

| |
|--------------------------------|
| 1. 44 by Southeastern (76-77) |
| 2. 41 by Miss. College (76-77) |
| 3. 40 by LSU (74-75) |
| 3. 40 by Southeastern (76-77) |
| 3. 40 by Texas (76-77) |
| 3. 39 by Tennessee (79-80) |
| 7. 38 by LSU (79-80) |
| 7. 38 by Oral Roberts (11-12) |
| 9. 37 seven times |

FIELD GOALS ATTEMPTED BY TECH

| |
|-----------------------------------|
| 1. 112 vs. UL-Monroe (74-75) |
| 2. 103 vs. Nicholls State (74-75) |
| 3. 101 vs. UL-Monroe (74-75) |
| 4. 99 vs. UL-Monroe (74-75) |
| 5. 98 vs. NW (La.) State (74-75) |
| 6. 97 vs. Miss. College (76-77) |
| 6. 97 vs. Central Florida (89-90) |
| 8. 96 vs. Alcorn State (82-83) |
| 9. 95 four times |

FIELD GOALS ATTEMPTED BY OPPONENT

| |
|----------------------------------|
| 1. 104 by NW (La.) State (76-77) |
| 2. 101 by Miss. College (76-77) |
| 3. 95 by LSU (74-75) |
| 4. 94 by Southern (79-80) |
| 5. 92 by LSU (74-75) |
| 5. 92 by Southern (77-78) |
| 7. 89 by NW (La.) State (75-76) |
| 7. 89 by Texas (76-77) |
| 9. 88 by NW (La.) State (75-76) |
| 9. 88 by NW (La.) State (76-77) |

3-POINTERS MADE BY TECH

| |
|---------------------------------|
| 1. 14 vs. Southern Miss (17-18) |
| 2. 13 vs. Southern Miss (18-19) |
| 3. 12 vs. Middle Tenn (19-20) |
| 3. 12 vs. North Texas (14-15) |
| 3. 12 vs. UTPA (90-91) |

| |
|----------------------------------|
| 6. 11 vs. UTEP (13-14) |
| 6. 11 vs. Arizona (98-99) |
| 6. 11 vs. South Alabama (98-99) |
| 6. 11 vs. W. Kentucky (99-00) |
| 6. 11 vs. Boise State (04-05) |
| 6. 11 vs. Charlotte (18-19) |
| 6. 11 vs. Missouri State (18-19) |
| 6. 11 vs. Arkansas St (18-19) |
| 6. 11 vs. UTEP (19-20) |

3-POINTERS MADE BY OPPONENT

| |
|-----------------------------------|
| 1. 17 by UAB (18-19) |
| 2. 15 by Middle Tennessee (21-22) |
| 2. 15 by Fresno State (11-12) |
| 4. 14 by Rice (20-21) |
| 5. 13 by Fresno State (07-08) |
| 5. 13 by Rice (18-19) |
| 7. 12 by New Orleans (97-98) |
| 7. 12 by SMU (03-04) |
| 7. 12 by Fresno State (07-08) |
| 7. 12 by Fresno State (08-09) |
| 7. 12 by McNeese State (08-09) |

3-POINTERS ATTEMPTED BY TECH

| |
|-----------------------------------|
| 1. 36 vs. NW (La.) State (14-15) |
| 2. 34 vs. Illinois (04-05) |
| 3. 31 vs. UTSA (19-20) |
| 3. 31 vs. Marshall (19-20) |
| 5. 30 vs. Tennessee (90-91) |
| 6. 29 vs. Marshall (20-21) |
| 7. 28 vs. Southern Miss (17-18) |
| 8. 27 vs. Houston Baptist (17-18) |
| 8. 27 vs. Missouri State (18-19) |
| 10. 26 Numerous Times |

3-POINTERS ATTEMPTED BY OPPONENT

| |
|-----------------------------------|
| 1. 42 by Nicholls State (16-17) |
| 2. 40 by Fresno State (11-12) |
| 3. 38 by Middle Tennessee (21-22) |
| 4. 37 by Florida Atlantic (13-14) |
| 4. 37 by Fresno State (08-09) |
| 4. 37 by Rice (16-17) |
| 7. 35 by UAB (18-19) |
| 8. 34 by Fresno State (11-12) |
| 9. 33 by Fresno State (07-08) |
| 10. 32 by SMU (03-04) |
| 10. 32 by Idaho (09-10) |

FREE THROWS MADE BY TECH

| |
|----------------------------------|
| 1. 40 vs. McNeese (21-22) |
| 2. 34 vs. Auburn (83-84) |
| 2. 34 vs. UL-Monroe (93-94) |
| 2. 34 vs. New Orleans (99-00) |
| 5. 33 vs. NW (La.) State (80-81) |
| 5. 33 vs. San Diego St. (85-86) |
| 5. 33 vs. Lamar (97-98) |
| 8. 32 vs. UCLA (83-84) |
| 8. 32 vs. S. F. Austin (84-85) |
| 8. 32 vs. NMSU (09-10) |

FREE THROWS MADE BY OPPONENT

| |
|------------------------------------|
| 1. 36 by UL-Monroe (85-86) |
| 2. 35 by Miss. College (76-77) |
| 3. 33 by UTEP (14-15) |
| 3. 33 by Mississippi State (14-15) |
| 3. 33 by W. Kentucky (05-06) |
| 6. 32 by San Jose State (12-13) |
| 7. 31 by Lamar (90-91) |
| 7. 31 by Tennessee (91-92) |
| 7. 31 by Seattle (12-13) |
| 10. 29 by Auburn (89-90) |
| 10. 29 by Tennessee (92-93) |
| 10. 29 by Tennessee (01-02) |

FREE THROWS ATTEMPTED BY TECH

| |
|-------------------------------------|
| 1. 51 vs. UTSA (15-16) |
| 2. 50 vs. UCLA (83-84) |
| 3. 49 vs. Lamar (97-98) |
| 4. 48 vs. San Diego St. (85-86) |
| 5. 47 vs. NMSU (09-10) |
| 6. 46 vs. McNeese (21-22) |
| 6. 46 vs. Cal Poly Pomona (84-85) |
| 6. 46 vs. Virginia (88-89) |
| 6. 46 vs. Alabama (89-90) |
| 10. 45 vs. S. F. Austin (84-85) |
| 10. 45 vs. Miss. Valley St. (89-90) |
| 10. 45 vs. UL-Monroe (90-91) |

FREE THROWS ATTEMPTED BY OPPONENT

| |
|------------------------------------|
| 1. 46 by Mississippi State (14-15) |
| 2. 45 by UL-Monroe (74-75) |
| 2. 45 by W. Kentucky (05-06) |
| 4. 42 by San Diego (91-92) |
| 5. 41 by Miss. College (76-77) |
| 5. 41 by Southeastern (80-81) |
| 5. 41 by New Orleans (90-91) |
| 8. 40 Nine Different Times |

LARGEST MARGINS OF VICTORY

| |
|------------------------------------------------------|
| 1. 101 vs. UT-Pan American (126-25) on Feb. 18, 1989 |
| 2. 88 vs. Morgan State (109-21) on Dec. 17, 1993 |
| 3. 83 vs. UT-Pan American (111-28) on Jan. 28, 1989 |
| 4. 79 vs. Arkansas State (108-29) on March 10, 1989 |
| 5. 77 vs. UT-Pan American (115-38) on Feb. 14, 1998 |
| 6. 75 vs. Cleveland State (130-55) on Dec. 28, 1998 |
| 6. 75 vs. UL-Lafayette (111-36) on Jan. 10, 1996 |
| 8. 73 vs. UL-Lafayette (124-51) on March 9, 1990 |
| 9. 72 vs. UL-Lafayette (106-34) on Jan. 14, 1976 |
| 10. 71 on three separate occasions |

LARGEST MARGINS OF DEFEAT

| |
|----------------------------------------------------------|
| 1. 51 vs. Texas A&M (77-26) on Dec. 4, 2012 |
| 2. 37 vs. Southeastern Louisiana (81-44) on Feb. 8, 1975 |
| 2. 37 vs. Middle Tennessee (75-38) on Jan. 12, 2019 |
| 4. 36 vs. Rice (78-42) on March 2, 2019 |
| 4. 36 vs. Arizona State (80-44) on Dec. 1, 2018 |
| 6. 35 vs. Tennessee (94-59) on Nov. 23, 2009 |
| 7. 34 vs. Tennessee (94-60) on Dec. 22, 1993 |
| 7. 34 vs. Texas (88-54) on Nov. 30, 2017 |
| 8. 31 vs. LSU (76-45) on Dec. 16, 2008 |
| 8. 31 vs. East Carolina (86-55) on Jan. 18, 2013 |

MOST POINTS SCORED

| |
|---------------------------------------------------------|
| 1. 130 vs. Cleveland State (130-55) on Dec. 28, 1998 |
| 2. 126 vs. Texas-Pan American (126-25) on Feb. 18, 1989 |
| 3. 124 vs. UL-Lafayette (124-51) on March 9, 1990 |
| 4. 121 vs. UCF (121-57) on Feb. 26, 1990 |
| 5. 121 vs. New Orleans (121-59) on Feb. 26, 1981 |
| 6. 119 vs. Lamar (119-51) on Jan. 17, 1998 |
| 7. 118 vs. New Orleans (118-50) on Feb. 11, 1998 |
| 8. 116 vs. UL-Monroe (116-66) on Feb. 17, 1975 |
| 9. 115 on four separate occasions |

FEWEST POINTS SCORED

| |
|-----------------------------------------------------------|
| 1. 26 vs. Texas A&M (77-26) on Dec. 4, 2012 |
| 2. 35 vs. Tennessee (60-35) on Dec. 4, 2002 |
| 3. 37 vs. Charlotte (55-37) on Jan. 30, 2020 |
| 4. 38 vs. Middle Tennessee (75-38) on Jan. 12, 2019 |
| 5. 41 vs. LSU (51-41) on Dec. 15, 2008 |
| 6. 42 vs. Boise State (52-42) on Jan. 25, 2009 |
| 6. 42 vs. Mississippi State (72-42) on Dec. 3, 2008 |
| 6. 42 vs. Rice (78-42) on March 2, 2019 |
| 9. 43 vs. Little Rock (43-38) on Dec. 2, 2019 |
| 10. 44 vs. Ole Miss on Nov. 19, 2021 |
| 10. 44 vs. Marshall on Dec. 20, 2021 |
| 10. 44 vs. Southern Miss on Jan. 16, 2021 |
| 10. 44 vs. Arizona State (80-44) on Dec. 1, 2018 |
| 10. 44 vs. Southeastern Louisiana (81-44) on Feb. 8, 1975 |
| 10. 44 vs. Middle Tenn. (66-44) on Feb. 7, 2015 |
| 10. 44 vs. Tennessee (67-44) on March 29, 1987 |
| 10. 44 vs. LSU (61-44) on Dec. 30, 2006 |

MOST POINTS ALLOWED

| |
|-------------------------------------------------------------|
| 1. 117 by Mississippi College (117-108) on Feb. 14, 1977 |
| 2. 104 by Southeastern Louisiana (104-102) on Jan. 13, 1977 |
| 3. 99 by Alabama (99-77) on Dec. 11, 1993 |
| 3. 99 by Long Beach State (99-95) on Jan. 14, 1987 |
| 3. 96 by Georgia Tech (96-81) on Dec. 30, 2014 |
| 6. 95 by Delta State (95-78) on Jan. 19, 1977 |
| 6. 95 by Virginia (95-82) on Nov. 16, 2013 |
| 6. 95 by UAB (95-69) on March 7, 2019 |
| 9. 94 by Texas (94-85) on March 12, 1977 |
| 9. 94 by Tennessee (94-60) on Dec. 22, 1993 |
| 9. 94 by Western Kentucky (97-94) on March 11, 2010 |
| 9. 94 by Tennessee (94-59) on Nov. 23, 2008 |

FEWEST POINTS ALLOWED

| |
|----------------------------------------------------|
| 1. 21 by Morgan State (109-21) on Dec. 17, 1993 |
| 1. 21 by UT-Pan American (98-21) on Feb. 22, 1988 |
| 3. 24 by Prairie View (87-24) on Nov. 24, 1989 |
| 4. 25 by UT-Pan American (126-25) on Feb. 18, 1989 |
| 5. 28 by UT-Pan American (111-28) on Jan. 28, 1989 |
| 5. 28 by Arkansas (82-28) on Nov. 30, 1978 |
| 7. 29 by Arkansas State (108-29) on March 10, 1989 |
| 7. 29 by South Alabama (86-29) on Feb. 17, 1996 |
| 7. 29 by Southern (78-29) on Dec. 11, 2003 |
| 10. 30 by Central Baptist (86-30) on Nov. 7, 2022 |
| 10. 30 by UTSA (69-30) on March 5, 2020 |
| 10. 30 by UL-Lafayette (87-30) on Jan. 4, 1997 |

LARGEST COME-FROM-BEHIND WINS

| |
|---------------------------------------------|
| 1. Old Dominion (89-90) -21 W, 72-71 |
| 2. Idaho (12-13) -20 W, 67-58 |
| 3. Florida Atlantic (14-15) -19 W, 73-68 |
| 3. Iowa (05-06) -19 W, 95-91 (2OT) |
| 5. UAB (14-15) -18 W, 61-55 |
| 6. UAB (16-17) -16 W, 64-63 |
| 6. Prairie View (11-12) -16 W, 89-83 (3OT) |
| 6. Houston (18-19) -16 W, 100-88 (OT) |
| 6. Rice (04-05) -16 W, 76-66 |
| 10. Fresno State (04-05) -15 W, 92-87 (2OT) |
| 10. Lamar (90-91) -15 W, 77-76 |

INDIVIDUAL SINGLE GAME RECORDS

POINTS

- 50 Kierra Anthony (18-19) vs. Houston
- 47 Sheila Ethridge (90-91) vs. UTPA
- 45 Kierra Anthony (18-19) vs. Southern Miss
- 45 Kelia Shelton (12-13) vs. UTSA
- 44 Anna Larr Roberson (21-22) vs. Rice
- 43 LaVerne Henderson (74-75) vs. Nicholls St.
- 43 Belinda Jones (74-75) vs. New Orleans
- 42 Pam Gant (84-85) vs. Penn State
- 42 Sheila Ethridge (90-91) vs. Tennessee
- 41 Belinda Jones (74-75) vs. UL-Monroe
- 41 Pam Kelly (81-82) vs. UCLA

OPPONENT POINTS

- 46 Crystal Smith (05-06), Iowa
- 43 Cheryl Miller (84-85), USC
- 40 Rosie Walker (78-79), SFA
- 39 Lisa Brewer (74-75), Northwestern St.
- 39 Rosie Walker (76-77), Panola JC
- 39 Shante Perry (08-09), McNeese State
- 38 Jean Darbonne (78-79), Northwestern St.
- 37 Saudia Rountree (95-96), Georgia
- 37 Chasity Melvin (97-98), N.C.State
- 36 Maree Jackson (76-77), LSU
- 36 Penny Toler (86-87), Long Beach St.
- 36 Victoria Vivians (15-16), Mississippi State

REBOUNDS

- 37 LaVerne Henderson (74-75) vs. UL-Monroe
- 26 Elinor Griffin (77-78) vs. Southern
- 25 Cheryl Ford (02-03) vs. Fresno State
- 25 Elinor Griffin (77-78) vs. Panola JC
- 24 Elinor Griffin (77-78) vs. LSU
- 23 Cheryl Ford (02-03) vs. SMU
- 23 LaVerne Henderson (74-75) vs. UL-Monroe
- 23 Elinor Griffin (77-78) vs. Panola JC
- 23 Pam Kelly (79-80) vs. LSU
- 22 Elinor Griffin (75-76) vs. LSU
- 22 Lori Scott (79-80) vs. UL-Monroe

OPPONENT REBOUNDS

- 30 Vickie Chapman (74-75), McNeese State
- 23 Cheryl Miller (84-85), USC
- 21 Cindy Brown (85-86) 22, Long Beach St.
- 21 T. Jones (75-76), Southern
- 21 Uriannah Jackson (81-82), Lamar
- 20 Alfrenda Craft (76-77), Miss. College
- 20 Anne Donovan (80-81), Old Dominion
- 20 Debra Mitchell (82-83), Miss. College
- 20 Kara Wolters (95-96), Connecticut
- 20 Shalee Lening (05-06), Kansas State
- 20 Kamillah Jackson (10-11), Hawaii

ASSISTS

- 23 Mary Nell Kendrick (76-77) vs. UL-Monroe
- 18 Mary Nell Kendrick (78-79) vs. LSU
- 17 Teresa Weatherspoon (84-85) vs. UL-Monroe
- 16 Jennifer White (79-80) vs. Memphis
- 16 Teresa Weatherspoon (85-86) vs. Texas Tech
- 15 Mary Nell Kendrick (76-77) vs. Miss. Col.
- 15 Mary Nell Kendrick (76-77) vs. LSU
- 15 Jennifer White (79-80) vs. UL-Monroe
- 15 Teresa Weatherspoon (87-88) vs. Okla. St.
- 15 Jasmine Bendolph (11-12) vs. Nevada

OPPONENT ASSISTS

- 17 Suzie McConnell (85-86), Penn State
- 14 Debbie Black (76-77), Delta State
- 14 Missy Weisinger (78-79), SFA
- 13 Jordan Jones (13-14), Texas A&M
- 12 Debbie Lytle (81-82), Maryland
- 12 Pam Webber (91-92), Connecticut
- 12 Helen Darling (99-00), Penn State
- 11 Nine Players Tied

STEALS

- 10 Teresa Weatherspoon (85-86) vs. UCLA
- 10 LaQuan Stallworth (97-98) vs. So. Ala.
- 10 Tasha Williams (02-03) vs. Boise State
- 10 Tasha Williams (05-06) vs. Hawaii
- 9 Teresa Weatherspoon (85-86) vs. Long Bch. St.
- 9 Teresa Weatherspoon (87-88) vs. Pepperdine
- 9 Amanda Wilson (97-98) vs. Arizona
- 8 10 Players Tied

OPPONENT STEALS

- 9 Luisa Harris (76-77), Delta State
- 9 Dana Holsten (91-92), Arkansas State
- 8 Annan Wilson (88-89), Colorado
- 8 Jillian Robbins (03-04), Tulsa
- 8 Alberta Auguste (06-07), Tennessee
- 8 Sayja Sumler (10-11), San Jose State

- 8 Danielle Edwards (17-18), Clemson
- 8 Valerie Nesbit (19-20), Ole Miss
- 7 Linda Kinard (77-78), UL-Monroe
- 7 Rosalind Polk (83-84), SFA
- 7 Ramona Jones (91-92), Lamar
- 7 Hamchetou Maiga (99-00), Old Dominion
- 7 Kimya Murray (01-02), UTEP
- 7 Raigyne Moncrief (14-15), LSU
- 7 Loryn Goodwin (16-17), UTSA

BLOCKS

- 9 Tori Harrison (84-85) vs. Southern Cal
- 8 Tori Harrison (85-86) vs. New Orleans
- 8 Shanavia Dowdell (08-09) vs. Nicholls St
- 7 Tori Harrison (86-87) vs. Miami
- 7 Margaret DeCiman (04-05) vs. Boise St
- 6 Numerous Times

OPPONENT BLOCKS

- 14 Alyssa Shriver (01-02), Tulsa
- 12 Anne Donovan (79-80), Old Dominion
- 12 Anne Donovan (81-82), Old Dominion
- 8 Anne Donovan (80-81), Old Dominion
- 7 Julie Gross (79-80), LSU
- 7 Uirannah Jackson (88-89), Lamar
- 7 Carrie Upshaw (88-89), New Orleans
- 7 Cassandra Barker (92-93), UL-Monroe
- 7 Kara Wolters (95-96), Connecticut
- 7 Candace Parker (06-07), Tennessee
- 7 Ashley Walters (11-12), Idaho
- 7 Mahogany Matthews (20-21), Marshall

FIELD GOALS MADE

- 20 Anna Larr Roberson (21-22) vs. Rice
- 20 Belinda Jones (74-75) vs. New Orleans
- 19 Kierra Anthony (18-19) vs. Southern Miss
- 19 Belinda Jones (74-75) vs. UL-Monroe
- 18 Sheila Ethridge (90-91) vs. UTPA
- 17 Kierra Anthony (18-19) vs. Houston
- 17 Kay Ford (75-76) vs. UL-Lafayette
- 17 Elinor Griffin (77-78) vs. Northwestern St.
- 17 Elinor Griffin (77-78) vs. La. College
- 17 Elinor Griffin (78-79) vs. Tennessee
- 17 Pam Gant (83-84) vs. Tennessee
- 17 Pam Gant (84-85) vs. Penn State

OPPONENT FIELD GOALS MADE

- 18 Rosie Walker (76-77), Panola JC
- 17 Joan Darbone (78-79), Northwestern St.
- 17 Cheryl Miller (84-85), USC
- 16 Diane Pittman (74-75), Northwestern St.
- 16 Lisa Brewer (75-76), Northwestern St.
- 16 Lisa Brewer (76-77), Northwestern St.
- 16 Penny Tolar (86-87), Long Beach St.
- 15 Susan Taylor (78-79), Valdosta State
- 15 Cindy Brodyon (78-79), Tennessee
- 15 Eun Jung Lee (84-85), UL-Monroe

FIELD GOAL ATTEMPTS

- 43 Belinda Jones (74-75) vs. UL-Monroe
- 39 Sheila Ethridge (90-91) vs. Tennessee
- 36 Belinda Jones (74-75) vs. UL-Monroe
- 34 Kierra Anthony (18-19) vs. UAB
- 32 Belinda Jones (74-75) vs. Northwestern St.
- 32 Mickie DeMoss (74-75) vs. AAU All-Stars
- 32 Mickie DeMoss (74-75) vs. Northwestern St.
- 32 Betty Lennox (99-00) vs. Old Dominion
- 31 Five Players Tied

OPPONENT FIELD GOAL ATTEMPTS

- 36 Lisa Brewer (75-76), Northwestern St.
- 36 Kim Perrot (89-90), UL-Lafayette
- 32 Lisa Brewer (76-77), Northwestern St.
- 32 Lisa Brewer (76-77), Northwestern St.
- 31 Jackie Jackson (79-80), Southern
- 30 K. Lardner (79-80), Hawaii
- 30 Lynette Woodard (79-80), Kansas
- 30 Kim Perrot (89-90), UL-Lafayette
- 30 Kim Williams (96-97), Depaul
- 30 Lyndra Littles (08-09), Virginia

3-POINTERS MADE

- 10 Sheila Ethridge (90-91) vs. UTPA
- 8 Sheila Ethridge (90-91) vs. Tennessee
- 7 Taylor Stahly (18-19) vs. Charlotte
- 7 Sheila Ethridge (90-91) vs. LSU
- 7 Tamicha Jackson (98-99) vs. Arizona
- 7 Brooke Lassiter (01-02) vs. SMU
- 7 Aarica Rary-Boyd (05-06) vs. Utah State
- 7 Aarica Ray-Boyd (05-06) vs. San Jose St.
- 7 Brietta Thomas (10-11) vs. Boise State
- 6 Numerous Times

OPPONENT 3-POINTERS MADE

- 9 Shante Perry (08-09), McNeese State
- 7 Deanna Kuzmanic (18-19), UAB
- 7 Rachael Childress (18-19), UAB
- 7 Sonja Tate (92-93), Arkansas State
- 7 Betsy Harris (93-94), Alabama
- 7 Abby Vaughan (01-02), Boise State
- 7 Ashley Bastian (02-03), Nevada
- 7 Victoria Vivians (15-16), Mississippi St.
- 7 Deanna Kuzmanic (17-18), UAB
- 7 Margaret Whitley (20-21), UAB

3-POINTERS ATTEMPTED

- 23 Sheila Ethridge (90-91) vs. Tennessee
- 17 Sheila Ethridge (90-91) vs. LSU
- 17 Sheila Ethridge (90-91) vs. UTPA
- 16 Brooke Lassiter (01-02) vs. UCSB
- 16 Brooke Pumroy (15-16) vs. Rice
- 14 Aarica Ray-Boyd (05-06) vs. Utah State
- 13 Tamicha Jackson (98-99) vs. Arizona
- 13 Aarica Ray-Boyd (05-06) vs. Hawaii
- 12 Numerous Times

OPPONENT 3-POINTERS ATTEMPTED

- 20 Kim Perrot (89-90), UL-Lafayette
- 19 Kim Sitzman (08-09), UALR
- 17 Victoria Morris (17-18), ODU
- 16 Ciara Gregory (16-17), Charlotte
- 15 Ciara Gregory (16-17), Charlotte
- 15 Brenda Hatchett (91-92), Lamar
- 15 Sonja Tate (92-93), Arkansas State
- 15 Kelly Mazzante (03-04), Penn State
- 15 Victoria Vivians (15-16), Mississippi St.
- 14 Numerous Times

FREE THROWS MADE

- 16 Adrienne Johnson (10-11) vs. Utah State
- 16 Alexis Malone (17-18) vs. North Texas
- 15 Pam Kelly (81-82) vs. UCLA
- 15 Shantel Hardison (91-92) vs. Lamar
- 15 Tasha Crain (04-05) vs. Rice
- 14 Kierra Anthony (18-19) vs. Houston
- 14 Cheryl Ford (02-03) vs. Tulsa
- 14 Mary Nell Kendrick (76-77) vs. NW (La.) St.
- 14 Kim Mulkey (83-84) vs. Auburn
- 13 Venus Lacy (88-89) vs. LSU
- 13 Shantel Hardison (91-92) vs. UCF
- 13 Amisha Carter (03-04) vs. SMU
- 13 Kierra Anthony (18-19) vs. Ole Miss
- 13 Keiunna Walker (20-21) vs. North Texas

OPPONENT FREE THROWS MADE

- 18 Pam Cook (76-77), SE Louisiana
- 16 Angela Self (76-77), La. College
- 16 Sheila Thompson (77-78), La. College
- 16 Eun Jung Lee (85-86), UL-Monroe
- 16 Jasmine Crew (11-12), Seton Hall
- 15 Crystal Smith (05-06), Iowa
- 14 Mindy Sherred (86-87), No. Arizona
- 14 Robin Martin (91-92), New Orleans
- 14 Amber Watts (04-05), Ole Miss
- 14 Tasha Harris (09-10), Boise State

FREE THROWS ATTEMPTED

- 22 Pam Kelly (81-82) vs. UCLA
- 21 Shantel Hardison (91-92) vs. Lamar
- 19 Shantel Hardison (91-92) vs. UCF
- 19 Cheryl Ford (02-03) vs. Tulsa
- 18 Tia Sossamon (80-81) vs. NW (La.) St.
- 18 Kim Mulkey (83-84) vs. Auburn
- 18 Alexis Malone (17-18) vs. North Texas
- 18 Reauna Cleaver (17-18) vs. FAU
- 17 Cheryl Ford (02-03) vs. San Jose St.
- 17 Venus Lacy (89-90) vs. Virginia
- 17 Brandi Wingate (15-16) vs. UTSA

OPPONENT FREE THROWS ATTEMPTED

- 23 Pam Cook (76-77), SE Louisiana
- 21 Angela Self (76-77), La. College
- 21 Jasmine Crew (11-12), Seton Hall
- 20 Whitney York (09-10), UTSA
- 19 Maree Jackson (77-78), LSU
- 19 Crystal Smith (05-06), Iowa
- 18 Alexis Williams (97-98), UTPA
- 18 Tasha Harris (09-10), Boise State
- 18 Kamra King (14-15), UTSA
- 17 Numerous Times

100-POINT GAMES

| Score | Diff | Opp. | Season | Site |
|---------|------|------------------|--------|------|
| 130-55 | +75 | Cleveland St. | 98-99 | H |
| 126-25 | +101 | UTPA | 88-89 | H |
| 124-51 | +73 | UL-Lafayette | 89-90 | H |
| 121-57 | +64 | Central Fla. | 89-90 | A |
| 121-59 | +62 | New Orleans | 80-81 | N |
| 119-51 | +68 | Lamar | 97-98 | H |
| 118-50 | +68 | New Orleans | 97-98 | H |
| 116-66 | +50 | UL-Monroe | 74-75 | N |
| 115-38 | +77 | UTPA | 97-98 | A |
| 115-44 | +71 | So. Alabama | 97-98 | H |
| 115-76 | +39 | Southern | 79-80 | H |
| 115-67 | +48 | Northwestern | 80-81 | H |
| 114-53 | +61 | Tenn. Tech | 81-82 | H |
| 114-69 | +45 | UL-Lafayette | 99-00 | H |
| 114-67 | +47 | Arkansas St. | 98-99 | A |
| 113-50 | +63 | Ark. St. | 87-88 | H |
| 113-60 | +53 | McNeese St. | 81-82 | H |
| 112-70 | +42 | LSU-Alexandria | 18-19 | H |
| 111-36 | +75 | UL-Lafayette | 95-96 | H |
| 111-28 | +83 | UTPA | 88-89 | H |
| 111-40 | +71 | UL-Lafayette | 95-96 | A |
| 111-63 | +48 | Northwestern | 79-80 | A |
| 110-50 | +60 | New Orleans | 98-99 | H |
| 110-47 | +63 | Nevada | 03-04 | H |
| 110-57 | +53 | SLU | 80-81 | H |
| 110-70 | +40 | Alcorn St. | 92-93 | H |
| 109-60 | +49 | SFA | 03-04 | A |
| 109-60 | +49 | Miss. Col. | 83-84 | H |
| 109-21 | +88 | Morgan St. | 93-94 | H |
| 109-56 | +53 | Lamar | 88-89 | H |
| 108-50 | +58 | Nicholls St. | 79-80 | H |
| 108-72 | +36 | Nevada | 04-05 | H |
| 108-47 | +61 | Alcorn St. | 81-82 | H |
| 108-29 | +79 | Ark. St. | 88-89 | H |
| 108-54 | +54 | UTEP | 02-03 | H |
| 108-117 | -9 | Miss. Col. | 76-77 | A |
| 108-63 | +45 | New Orleans | 94-95 | H |
| 108-61 | +47 | New Orleans | 99-00 | H |
| 107-62 | +45 | Texas Tech | 87-88 | H |
| 107-51 | +56 | US Inter. | 86-87 | N |
| 107-57 | +50 | E. Wash. | 87-88 | N |
| 107-64 | +43 | SLU | 79-80 | A |
| 106-49 | +57 | Lamar | 87-88 | H |
| 106-34 | +72 | UL-Lafayette | 75-76 | A |
| 106-58 | +48 | Boise State | 01-02 | A |
| 106-70 | +36 | UTA | 76-77 | N |
| 106-59 | +47 | New Orleans | 81-82 | A |
| 106-85 | +21 | Southern Miss | 18-19 | H |
| 105-56 | +49 | Lamar | 94-95 | H |
| 105-83 | +22 | Southern | 78-79 | N |
| 105-47 | +58 | W. Kentucky | 00-01 | H |
| 105-75 | +30 | Oklahoma | 82-83 | H |
| 105-58 | +47 | S. F. Austin | 81-82 | H |
| 105-58 | +47 | Memphis | 88-89 | A |
| 104-73 | +31 | New Orleans | 74-75 | N |
| 104-48 | +56 | S. F. Austin | 84-85 | N |
| 104-53 | +51 | Lamar | 97-98 | A |
| 104-79 | +25 | Central Fla. | 90-91 | H |
| 104-71 | +33 | Maryland | 79-80 | H |
| 104-58 | +46 | UL-Monroe | 82-83 | H |
| 104-61 | +43 | Baylor | 81-82 | H |
| 104-61 | +43 | Northwestern | 78-79 | A |
| 104-61 | +43 | UTPA | 93-94 | A |
| 103-53 | +50 | Jarvis Christian | 21-22 | H |

100-POINT GAMES

| Score | Diff | Opp. | Season | Site |
|---------|------|----------------|--------|------|
| 103-41 | +62 | UTPA | 97-98 | H |
| 103-46 | +57 | So. Alabama | 93-94 | H |
| 103-50 | +53 | Tulane | 81-82 | H |
| 103-51 | +52 | Washington | 82-83 | N |
| 103-71 | +32 | Kansas | 83-84 | H |
| 103-78 | +25 | Okla. St. | 88-89 | H |
| 103-58 | +45 | New Orleans | 95-96 | H |
| 103-59 | +44 | Hawaii | 79-80 | A |
| 103-63 | +40 | UCLA | 81-82 | H |
| 103-63 | +40 | LSU-Alexandria | 16-17 | H |
| 102-104 | -2 | SLU | 76-77 | H |
| 102-45 | +57 | UL-Lafayette | 77-78 | H |
| 102-45 | +57 | UTPA | 90-91 | H |
| 102-31 | +71 | Hawaii-Pacific | 85-86 | A |
| 102-47 | +55 | UL-Monroe | 81-82 | H |
| 102-76 | +26 | McNeese St. | 79-80 | H |
| 102-70 | +32 | La. Col. | 80-81 | A |
| 102-84 | +18 | Tennessee | 78-79 | N |
| 102-55 | +47 | So. Alabama | 92-93 | H |
| 102-58 | +44 | Nevada | 01-02 | A |
| 102-66 | +36 | Boise State | 02-03 | A |
| 101-88 | +13 | La. State | 76-77 | H |
| 101-46 | +55 | McNeese St. | 78-79 | H |
| 101-48 | +53 | McNeese St. | 80-81 | H |
| 101-51 | +50 | UTPA | 95-96 | H |
| 101-83 | +18 | Northwestern | 76-77 | A |
| 101-52 | +49 | UL-Lafayette | 89-90 | H |
| 101-56 | +45 | SE La. | 80-81 | H |
| 101-56 | +45 | Tenn. Tech | 95-96 | H |
| 101-57 | +44 | Oklahoma | 81-82 | A |
| 100-34 | +66 | Centenary | 00-01 | H |
| 100-42 | +58 | Lamar | 96-97 | N |
| 100-44 | +56 | UL-Lafayette | 93-94 | H |
| 100-44 | +56 | UL-Monroe | 93-94 | H |
| 100-50 | +50 | UL-Lafayette | 97-98 | H |
| 100-51 | +49 | Central Fla. | 91-92 | H |
| 100-52 | +48 | New Orleans | 94-95 | A |
| 100-52 | +48 | UL-Monroe | 79-80 | H |
| 100-54 | +46 | Kansas St. | 89-90 | H |
| 100-55 | +45 | Arkansas St. | 96-97 | H |
| 100-55 | +45 | Miss. Col. | 81-82 | H |
| 100-56 | +44 | Boise State | 03-04 | N |
| 100-60 | +40 | La. Col. | 80-81 | H |
| 100-61 | +39 | Kansas | 78-79 | N |
| 100-66 | +34 | Baylor | 79-80 | N |
| 100-68 | +32 | Miss. Col. | 84-85 | A |
| 100-72 | +28 | Cheyney St. | 83-84 | N |
| 100-88 | +12 | Houston | 18-19 | H |

100 Point Game Facts

- Lady Techsters 100 Point Game Record: 111-2
- Home 100-Point Game Record: 73-1
- Away/Neutral 100-Point Game Record: 38-1
- High Home Total: 130-55 vs. Cleveland State (1998-99)
- High Road Total: 121-57 at UCF (1989-90)
- High Neutral Total: 121-59 vs. UNO (1980-81)
- Most Frequent 100-Point Game Opponents: UNO, nine times
- Allowed by Lady Techsters: 2
- Most Consecutive 100-Point Games: 6 (1981-1982)
- Most 100-Point Games in a Season: 11 (1981-1982)

LA TECH IN CONFERENCE OPENERS

Louisiana Tech is 25-11 all-time in regular season conference openers. Tech won 2021-12's C-USA opener, defeating Marshall 61-51 in overtime, but dropped this year's opener at home to UTEP. (Tech is now 3-7 all-time in C-USA openers, and 2-4 in openers at home).

| | |
|---------|---------------------------------|
| 1987-88 | W, 113-50 vs. Arkansas State |
| 1988-89 | W, 66-44 at Arkansas State |
| 1989-90 | W, 98-35 vs. Texas-Pan American |
| 1990-91 | L, 76-75 at Arkansas State |
| 1991-92 | W, 65-60 at New Orleans |
| 1992-93 | W, 71-62 at New Orleans |
| 1993-94 | W, 98-44 at UL-Lafayette |
| 1994-95 | W, 92-33 at Texas-Pan American |
| 1995-96 | W, 97-57 vs. Lamar |
| 1996-97 | W, 87-30 at UL-Lafayette |
| 1997-98 | W, 72-53 at South Alabama |
| 1998-99 | W, 71-64 vs. FIU |
| 1999-00 | W, 95-40 at UL-Lafayette |
| 2000-01 | W, 62-59 at Arkansas State |
| 2001-02 | W, 102-58 at Nevada |
| 2002-03 | W, 74-64 at SMU |
| 2003-04 | W, 63-60 at Tulsa |
| 2004-05 | W, 63-47 vs. Tulsa |
| 2005-06 | W, 75-61 vs. Boise State |
| 2006-07 | W, 65-52 at San Jose State |
| 2007-08 | L, 75-52 at Fresno State |
| 2008-09 | L, 64-57 at Nevada |
| 2009-10 | L, 69-66 vs. Utah State |
| 2010-11 | W, 69-34 at San Jose State |
| 2011-12 | W, 66-54 vs. Idaho |
| 2012-13 | W, 82-77 at Denver (2OT) |
| 2013-14 | L, 67-56 vs. Southern Mis |
| 2014-15 | L, 79-77 vs. Southern Miss (OT) |
| 2015-16 | L, 69-58 at Southern Miss |
| 2016-17 | W, 72-61 vs. Southern Miss |
| 2017-18 | W, 61-53 vs. North Texas |
| 2018-19 | L, 65-54 vs. North Texas |
| 2019-20 | L, 66-60 at Southern Miss |
| 2020-21 | W, 61-51 at Marshall (OT) |
| 2021-22 | L, 44-62 at Marshall |
| 2021-22 | L, 54-62 vs. UTEP |

LA TECH VS. C-USA SCHOOLS

Louisiana Tech is **143-88** all-time against current members of Conference USA.

| All Time | 143-88 |
|------------------|--------|
| WKU | 27-25 |
| Rice | 17-16 |
| North Texas | 17-4 |
| UTEP | 16-10 |
| UTSA | 16-7 |
| FIU | 16-1 |
| UAB | 12-6 |
| Florida Atlantic | 9-2 |
| Middle Tennessee | 7-9 |
| Charlotte | 6-8 |

LA TECH RECORDS BY CONFERENCE

This is the fourth conference that the Lady Techster basketball program has been affiliated with during its history, including the American South (1987-1991), the Sun Belt (1991-2001), the WAC (2001-2013) and Conference USA (2013-present).

| League | Years | Overall | League |
|------------------|--------------|-----------------|----------------|
| Independent | 1974-87 | 364-63 | NA |
| American South | 1987-91 | 114-19 | 38-3 |
| Sun Belt | 1991-01 | 290-46 | 135-9 |
| Western Athletic | 2001-13 | 263-116 | 157-43 |
| C-USA | 2013-Present | 159-141 | 86-84 |
| Totals | | 1190-385 | 416-139 |

TECHSTERS AGAINST CONFERENCE FOES

This year marks Louisiana Tech's tenth as a member of Conference USA and 36th as a member of a conference. During the course of Tech's conference affiliations, the Lady Techsters have had plenty of success against conference opponents.

| | |
|-----------------------|---------------------------------------------------------------------------------------------------------------------------------------------------------------------------------------------|
| American South | 38-3 regular season (20-1 home, 18-2 road) 8-0 conference tournaments (8-0 at home) 46-3 overall (28-1 home, 18-2 road) |
| Sun Belt | 135-9 regular season (71-1 home, 64-8 road) 24-3 tournament (7-2 home, 4-1 road, 13-0 neutral) 159-12 overall (78-3 home, 68-9 road, 13-0 neutral) |
| WAC | 157-43 regular season (84-16 home, 73-27 road) 23-7 tournament (0-0 home, 3-2 road, 20-5 neutral) 180-50 overall (84-16 home, 76-29 road, 20-5 neutral) |
| C-USA | 86-84 in regular season (49-35 home, 37-49 road) 8-8 tournament (0-0 home, 0-1 road, 8-7 neutral) 94-92 overall (49-35 home, 37-50 road, 8-7 neutral) |

| | |
|-----------------|-------------------------------------------------------------------------------------------------------------------------------------------------------------------------------------------------------|
| All-Time | 416-139 regular season (224-53 home, 192-86 road) 64-18 tournament (15-2 home, 7-4 road, 42-12 neutral) 480-157 overall (239-55 home, 199-90 road, 42-12 neutral) |
|-----------------|-------------------------------------------------------------------------------------------------------------------------------------------------------------------------------------------------------|

CONFERENCE HISTORY

In their 35th year of conference affiliation, the Lady Techsters have recorded plenty of success. Tech has won 21 regular season titles, 16 conference tournament titles.

35th season of conference affiliation

- American South 1987-91
- Sun Belt 1991-2001
- WAC 2001-13
- C-USA 2013-present

21 regular season conference titles

- American South 1988, 89, 90
- Sun Belt 1993*, 94, 95, 96, 97*, 98, 99, 2000, 01
- WAC 2002, 03, 04, 05*, 06, 07*, 09*, 11
- C-USA 2022

* = shared regular season title

16 conference tournament titles

- American South | 1988, 89, 90, 91
- Sun Belt | 1994, 96, 97, 98, 99, 2000, 2001
- WAC | 2002, 03, 04, 06, 2010
- C-USA | None

CONFERENCE TOURNAMENT HISTORY

2022 marked the 35th appearance in a conference tournament for the Louisiana Tech Lady Techsters, their sixth as a member of Conference USA. Tech has competed in the American South, Sun Belt, Western Athletic Conference and Conference USA in their respective postseason tournaments. Tech is 63-18 overall all-time in conference tournament games, and it has captured 16 conference tournament championships in its history.

| | |
|---------------------|-------|
| No. of Tournaments: | 35 |
| No. of Titles: | 16 |
| Overall: | 63-18 |
| In American South: | 8-0 |
| In Sun Belt: | 24-3 |
| In WAC: | 23-7 |
| In C-USA: | 8-8 |
| Opening Round | 4-2 |
| Second Round | 1-1 |
| Quarterfinals: | 20-4 |
| Semifinal Games: | 22-5 |
| Finals: | 16-6 |
| In Ruston: | 14-2 |
| On Road: | 7-4 |
| Neutral Site: | 42-12 |
| Seeded No. 1: | 46-5 |
| Seeded No. 2: | 6-2 |
| Seeded No. 3: | 3-4 |
| Seeded No. 4: | 2-2 |
| Seeded No. 5: | 2-1 |
| Seeded No. 7: | 1-2 |
| Seeded No. 10: | 0-1 |
| Seeded No. 12: | 1-0 |
| Seeded No. 14: | 2-1 |

CONFERENCE CHAMPS

Louisiana Tech has won 20 regular season conference titles in its 35 years of conference affiliation dating back to the 1987-88 season when it joined the American South Conference. Tech had a 15-year streak of regular season conference titles come to an end in 2007-08 when the Lady Techsters finished fifth.

| Year | Regular Season | Tournament | Finish |
|---------|----------------|----------------|-------------|
| 87-88 | ASC | LA Tech | 9-0/1st |
| 88-89 | ASC | LA Tech | 10-0/1st |
| 89-90 | ASC | LA Tech | 10-0/1st |
| 90-91 | ASC | Lamar | 9-3/2nd |
| 91-92 | SBC | Lamar/WKU | 12-4/3rd |
| 92-93 | SBC | LA Tech | 13-1/1st |
| 93-94 | SBC | LA Tech | 14-0/1st |
| 94-95 | SBC | LA Tech | 13-1/1st |
| 95-96 | SBC | LA Tech | 14-0/1st |
| 96-97 | SBC | LA Tech/WKU | 12-2/T1st |
| 97-98 | SBC | LA Tech | 13-1/1st |
| 98-99 | SBC | LA Tech | 12-0/1st |
| 99-00 | SBC | LA Tech | 16-0/1st |
| 2000-01 | SBC | LA Tech | 16-0/1st |
| 2001-02 | WAC | LA Tech | 17-1/1st |
| 2002-03 | WAC | LA Tech | 18-0/1st |
| 2003-04 | WAC | LA Tech | 17-1/1st |
| 2004-05 | WAC | LA Tech/Rice | 14-4/T1st |
| 2005-06 | WAC | LA Tech | 15-1/1st |
| 2006-07 | WAC | LA Tech/Boise | 12-4/T1st |
| 2007-08 | WAC | Boise/Fresno | 9-7/5th |
| 2008-09 | WAC | LA Tech/Fresno | 12-4/T1st |
| 2009-10 | WAC | Fresno St. | 11-5/2nd |
| 2010-11 | WAC | LA Tech | 15-1/1st |
| 2011-12 | WAC | Fresno St. | 8-6/3rd |
| 2012-13 | WAC | Seattle | 9-9/5th |
| 2013-14 | C-USA | MT | 5-11/14th |
| 2014-15 | C-USA | WKU | 10-8/7th |
| 2015-16 | C-USA | UTEP | 9-9/7th |
| 2016-17 | C-USA | WKU | 12-6/4th |
| 2017-18 | C-USA | UAB | 10-6/3rd |
| 2018-19 | C-USA | Rice | 6-10/10th |
| 2019-20 | C-USA | Rice | 6-12/12th |
| 2020-21 | C-USA | Rice | 8-8/4th WD |
| 2021-22 | C-USA | LA Tech | 11-7/1st WD |

***No Conference Tournament Champion due to COVID-19

BIPOLAR EXPERIENCE

Below are lists of the most lopsided wins and losses in Conference USA games since the Lady Techsters joined the league in 2013.

Largest Margin of Victory (in C-USA games)

- 39 vs. UTSA (69-30) March 5, 2020
- 37 vs. Charlotte (88-51) Jan. 19, 2019
- 35 vs. Southern Miss (72-37) Jan. 24, 2016
- 35 vs. North Texas (92-57) Jan. 22, 2015
- 32 vs. Southern Miss (89-57) Feb. 17, 2018

Largest Margin of Defeat (in C-USA Games)

- 37 vs. Middle Tennessee (75-38) Jan. 12, 2019
- 31 by East Carolina (86-55) Jan. 18, 2014
- 26 by UAB (95-69) March 7, 2019
- 24 vs. Middle Tennessee (68-44) Feb. 7, 2015
- 24 vs. Charlotte (85-61) Feb. 13, 2015

ALL-TIME RECORD BREAKDOWN

| Year | Overall | Home | Road | Neutral | Home Attendance | Average Attendance |
|---------------|-----------------|----------------|----------------|---------------|------------------|--------------------|
| 74-75** | 13-9 | 3-1* | 3-2 | 7-6 | | |
| 75-76** | 19-10 | 8-2* | 6-4 | 5-4 | | |
| 76-77** | 22-9 | 10-2* | 6-4 | 6-3 | | |
| 77-78** | 20-8 | 8-1* | 7-5 | 5-2 | | |
| 78-79** | 34-4 | 10-0* | 11-2 | 13-2 | 21,534 | 2,153 |
| 79-80** | 40-5 | 21-0* | 11-2 | 8-3 | 58,188 | 2,909 |
| 80-81** | 34-0 | 14-0* | 10-0 | 10-0 | 51,851 | 3,988 |
| 81-82** | 35-1 | 16-0* | 11-1 | 8-0 | 63,680 | 4,866 |
| 82-83 | 31-2 | 18-1 | 9-0 | 4-1 | 81,620 | 4,296 |
| 83-84 | 30-3 | 15-0 | 13-2 | 2-1 | 79,945 | 5,330 |
| 84-85 | 29-4 | 16-0 | 7-4 | 6-0 | 62,110 | 3,882 |
| 85-86 | 27-5 | 15-1 | 11-3 | 1-1 | 54,345 | 3,392 |
| 86-87 | 30-3 | 14-0 | 11-2 | 5-1 | 45,710 | 3,265 |
| 87-88 | 32-2 | 15-0 | 11-2 | 6-0 | 39,365 | 2,460 |
| 88-89 | 32-4 | 19-1 | 12-1 | 1-2 | 68,738 | 3,437 |
| 89-90 | 32-1 | 15-0 | 15-0 | 2-1 | 44,183 | 2,945 |
| 90-91 | 18-12 | 12-4 | 5-7 | 1-1 | 35,089 | 2,193 |
| 91-92 | 20-10 | 11-3 | 6-6 | 3-1 | 21,454 | 1,532 |
| 92-93 | 26-6 | 14-2 | 10-3 | 2-1 | 51,057 | 3,191 |
| 93-94 | 31-4 | 15-0 | 9-3 | 7-1 | 43,963 | 2,935 |
| 94-95 | 28-5 | 15-2 | 11-1 | 2-2 | 63,428 | 4,229 |
| 95-96 | 31-2 | 15-0 | 10-1 | 6-1 | 55,181 | 3,679 |
| 96-97 | 31-4 | 17-0 | 8-3 | 6-1 | 65,990 | 3,882 |
| 97-98 | 31-4 | 18-0 | 7-2 | 6-2 | 71,254 | 3,959 |
| 98-99 | 30-3 | 12-1 | 14-0 | 4-2 | 58,715 | 4,517 |
| 99-00 | 31-3 | 15-0 | 10-2 | 6-1 | 57,071 | 3,805 |
| 00-01 | 31-5 | 16-2 | 9-2 | 6-1 | 71,840 | 3,991 |
| 01-02 | 25-5 | 13-0 | 10-3 | 2-2 | 48,857 | 3,758 |
| 02-03 | 31-3 | 15-1 | 12-1 | 4-1 | 57,960 | 3,623 |
| 03-04 | 29-3 | 13-0 | 12-2 | 4-1 | 47,119 | 3,625 |
| 04-05 | 20-10 | 11-2 | 7-5 | 2-3 | 42,719 | 3,286 |
| 05-06 | 26-5 | 13-0 | 10-4 | 3-1 | 39,852 | 3,066 |
| 06-07 | 17-13 | 7-6 | 9-5 | 1-2 | 33,176 | 2,552 |
| 07-08 | 16-15 | 8-6 | 6-8 | 2-1 | 30,514 | 2,180 |
| 08-09 | 21-13 | 13-3 | 6-10 | 2-0 | 34,802 | 2,175 |
| 09-10 | 23-9 | 9-4 | 11-5 | 3-0 | 32,450 | 2,319 |
| 10-11 | 24-8 | 13-1 | 9-4 | 2-3 | 31,611 | 2,258 |
| 11-12 | 17-15 | 7-6 | 6-5 | 4-4 | 45,161 | 3,474 |
| 12-13 | 14-17 | 9-5 | 4-10 | 1-2 | 33,260 | 2,376 |
| 13-14 | 12-20 | 8-7 | 2-12 | 2-1 | 28,776 | 1,918 |
| 14-15 | 16-15 | 7-4 | 7-10 | 2-1 | 22,672 | 2,061 |
| 15-16 | 14-16 | 9-6 | 4-8 | 1-2 | 29,306 | 1,954 |
| 16-17 | 18-14 | 10-5 | 7-8 | 1-1 | 28,868 | 1,925 |
| 17-18 | 19-12 | 12-5 | 6-5 | 1-2 | 39,497 | 2,323 |
| 18-19 | 14-16 | 8-5 | 5-9 | 1-2 | 21,528 | 1,656 |
| 19-20 | 15-15 | 11-6 | 3-9 | 1-0 | 28,449 | 1,673 |
| 20-21 | 14-10 | 8-4 | 5-5 | 1-1 | 14,400 | 1,200 |
| 21-22 | 21-12 | 12-3 | 6-8 | 3-1 | 23,715 | 1,581 |
| 22-23 | 16-10 | 9-4 | 5-5 | 2-1 | 18,695 | 1,438 |
| Totals | 1190-385 | 602-106 | 405-205 | 183-74 | 1,655,852 | 2,339 |

** Memorial Gym

90-6 Memorial Gym
512-100 TAC



AUTUMN SMITH

SOPHOMORE / GUARD
5-6 / ARLINGTON, TEXAS
MARTIN HS

1

SEASON HIGHS

Points
4 vs. Central Baptist (11/7)
Field Goals
2 vs. Central Baptist (11/7)
Field Goal Attempts
3 vs. Central Baptist (11/7)
3-Point Field Goals
None
3-Point Field Goal Attempts
1 vs. Central Baptist (11/7)
Rebounds
1 (2x) vs. Stetson (2/25)
Assists
2 vs. Illinois State (11/26)
Blocks
None
Steals
1 vs. Central Baptist (11/7)
Minutes
7 vs. Illinois State (11/26)

CAREER HIGHS

Points
4 (2x) last vs. Central Baptist (11/7/22)
Field Goals
2 (2x) vs. Central Baptist (11/7/22)
Field Goal Attempts
4 vs. LSU-Alexandria (11/12/21)
3-Point Field Goals
Same
3-Point Field Goal Attempts
1 (3x) last vs. Central Baptist (11/7/22)
Rebounds
1 (6x) last vs. Stetson (11/25)
Assists
2 vs. Illinois State (11/26)
Blocks
None
Steals
2 (2x) last vs. Nicholls (11/22/21)
Minutes
11 vs. LSU-Alexandria (11/12/21)

GAME-BY-GAME STATS

| DATE | OPPONENT | GP-GS | MIN | FG | 3FG | FT | O-D-T | PF | A | TO | B | S | TP |
|---------|----------------------|-------|-----|-----|-----|-----|-------|----|---|----|---|---|--------------|
| Nov. 7 | CENTRAL BAPTIST | 1-0 | 4 | 2-3 | 0-1 | 0-0 | 0-1-1 | 0 | 1 | 0 | 0 | 1 | 4 |
| Nov. 10 | ARKANSAS STATE | | | | | | | | | | | | Did Not Play |
| Nov. 13 | at ULM | | | | | | | | | | | | Did Not Play |
| Nov. 22 | at SMU | | | | | | | | | | | | Did Not Play |
| Nov. 25 | Stetson^ | 1-0 | 2 | 0-1 | 0-0 | 0-0 | 0-1-1 | 0 | 0 | 0 | 0 | 0 | 0 |
| Nov. 26 | Illinois State^ | 1-0 | 7 | 1-1 | 0-0 | 0-0 | 0-0-0 | 0 | 2 | 1 | 0 | 0 | 2 |
| Nov. 27 | George Washington^ | 1-0 | 2 | 0-0 | 0-0 | 2-2 | 0-0-0 | 1 | 0 | 0 | 0 | 0 | 2 |
| Dec. 3 | ALCORN STATE | | | | | | | | | | | | Did Not Play |
| Dec. 8 | VANDERBILT | | | | | | | | | | | | Did Not Play |
| Dec. 12 | SOUTH ALABAMA | 1-0 | 3 | 1-1 | 0-0 | 0-0 | 0-0-0 | 1 | 0 | 1 | 0 | 0 | 2 |
| Dec. 18 | UTEP* | 1-0 | 1 | 0-0 | 0-0 | 0-0 | 0-0-0 | 2 | 0 | 0 | 0 | 0 | 0 |
| Dec. 29 | at UTSA* | | | | | | | | | | | | Did Not Play |
| Dec. 31 | CHARLOTTE* | | | | | | | | | | | | Did Not Play |
| Jan. 5 | RICE* | | | | | | | | | | | | Did Not Play |
| Jan. 7 | at UTEP* | | | | | | | | | | | | Did Not Play |
| Jan. 11 | NORTH TEXAS* | 1-0 | 1 | 0-0 | 0-0 | 2-2 | 0-0-0 | 1 | 0 | 0 | 0 | 0 | 2 |
| Jan. 14 | at UAB* | | | | | | | | | | | | Did Not Play |
| Jan. 19 | at WKU* | | | | | | | | | | | | Did Not Play |
| Jan. 21 | at Middle Tennessee* | | | | | | | | | | | | Did Not Play |
| Jan. 26 | UAB* | | | | | | | | | | | | Did Not Play |
| Jan. 28 | UTSA* | | | | | | | | | | | | Did Not Play |
| Feb. 2 | at Rice* | | | | | | | | | | | | Did Not Play |
| Feb. 9 | FIU* | | | | | | | | | | | | Did Not Play |
| Feb. 11 | FAU* | | | | | | | | | | | | Did Not Play |
| Feb. 16 | at North Texas* | 1-0 | 2 | 0-0 | 0-0 | 0-0 | 0-0-0 | 0 | 0 | 0 | 0 | 0 | 0 |
| Feb. 18 | at Charlotte* | | | | | | | | | | | | Did Not Play |
| Feb. 23 | WKU* | | | | | | | | | | | | Did Not Play |
| Feb. 25 | MIDDLE TENNESSEE* | | | | | | | | | | | | Did Not Play |
| Mar. 2 | at FIU* | | | | | | | | | | | | Did Not Play |
| Mar. 4 | at FAU | | | | | | | | | | | | Did Not Play |



CAREER STATS

| YEAR | GP | GS | MIN | AVG. | FG | FGA | PCT. | 3FG | 3FGA | PCT. | FT | FTA | PCT. | Rebounds | | | AVG | PF | FO | A | TO | BLK | STL | PTS | AVG |
|--------------|-----------|----------|-----------|------------|----------|-----------|-------------|----------|----------|-------------|----------|----------|--------------|----------|----------|----------|------------|-----------|----------|----------|----------|----------|----------|-----------|------------|
| | | | | | | | | | | | | | | OFF | DEF | TOTAL | | | | | | | | | |
| 2021-22 | 15 | 0 | 46 | 3.0 | 3 | 8 | .375 | 0 | 2 | .000 | 0 | 0 | .000 | 0 | 4 | 4 | 0.3 | 6 | 0 | 3 | 3 | 0 | 8 | 6 | 0.4 |
| 2022-23 | 8 | 0 | 22 | 2.7 | 4 | 6 | .667 | 0 | 1 | .000 | 2 | 2 | 1.000 | 0 | 2 | 2 | 0.3 | 5 | 0 | 3 | 2 | 0 | 1 | 10 | 1.3 |
| Total | 23 | 0 | 67 | 2.9 | 7 | 14 | .500 | 0 | 3 | .000 | 2 | 2 | 1.000 | 0 | 6 | 6 | 0.3 | 11 | 0 | 6 | 5 | 0 | 9 | 16 | 0.7 |



KEIUNNA WALKER

SENIOR / GUARD
5-6 / LONOKE, ARK.
LONOKE HS

2

SEASON HIGHS

- Points**
27 at Charlotte (2/18)
- Field Goals**
9 (2x) last vs. North Texas (1/11)
- Field Goal Attempts**
18 (3x) last at Charlotte (2/18)
- 3-Point Field Goals**
3 at UTEP (1/7)
- 3-Point Field Goal Attempts**
6 vs. UTSA (1/28)
- Rebounds**
14 at Charlotte (2/18)
- Assists**
6 vs. FAU (2/11)
- Blocks**
1 (3x) last at UAB (1/14)
- Steals**
3 (4x) last vs. at Rice (2/2)
- Minutes**
45 at Charlotte (2/18)

CAREER HIGHS

- Points**
32 at UTEP (2/17/22)
- Field Goals**
12 at UTEP (2/17/22)
- Field Goal Attempts**
30 vs. Rice (2/24/22)
- 3-Point Field Goals**
3 (2x) last at UTEP (1/7)
- 3-Point Field Goal Attempts**
6 (3x) last vs. UTSA (1/28)
- Rebounds**
15 vs. Rice (2/24/22)
- Assists**
10 vs. Rice (2/24/22)
- Blocks**
2 vs. Sam Houston (12/10/21)
- Steals**
6 vs UTEP (2/17/22)
- Minutes**
49 vs. Rice (2/24/22)

GAME-BY-GAME STATS

| DATE | OPPONENT | GP-GS | MIN | FG | 3FG | FT | O-D-T | PF | A | TO | B | S | TP |
|---------|----------------------|-------|-----|------|-----|-------|---------|----|---|----|---|---|----|
| Nov. 7 | CENTRAL BAPTIST | 1-1 | 26 | 7-13 | 0-3 | 3-4 | 0-4-4 | 3 | 2 | 5 | 0 | 1 | 17 |
| Nov. 10 | ARKANSAS STATE | 1-1 | 22 | 4-10 | 0-0 | 0-0 | 1-0-1 | 2 | 2 | 3 | 0 | 0 | 8 |
| Nov. 13 | at ULM | 1-1 | 25 | 5-17 | 1-1 | 2-2 | 2-3-5 | 4 | 3 | 1 | 1 | 1 | 13 |
| Nov. 22 | at SMU | 1-1 | 22 | 8-15 | 2-3 | 4-4 | 0-2-2 | 3 | 1 | 1 | 1 | 0 | 22 |
| Nov. 25 | Stetson^ | 1-1 | 27 | 7-15 | 0-1 | 4-9 | 0-5-5 | 2 | 5 | 3 | 0 | 0 | 18 |
| Nov. 26 | Illinois State^ | 1-1 | 22 | 1-11 | 0-3 | 2-4 | 0-0-0 | 0 | 0 | 2 | 0 | 1 | 4 |
| Nov. 27 | George Washington ^ | 1-1 | 33 | 4-14 | 0-1 | 12-13 | 1-2-3 | 2 | 3 | 2 | 0 | 2 | 20 |
| Dec. 3 | ALCORN STATE | 1-1 | 36 | 4-10 | 1-1 | 8-9 | 0-7-7 | 0 | 2 | 6 | 0 | 3 | 17 |
| Dec. 8 | VANDERBILT | 1-1 | 24 | 6-10 | 0-0 | 6-9 | 0-5-5 | 4 | 1 | 2 | 0 | 3 | 18 |
| Dec. 12 | SOUTH ALABAMA | 1-1 | 24 | 3-9 | 0-0 | 7-8 | 0-1-1 | 1 | 1 | 4 | 0 | 0 | 13 |
| Dec. 18 | UTEP* | 1-1 | 26 | 3-9 | 0-0 | 6-9 | 1-2-3 | 2 | 1 | 3 | 0 | 0 | 12 |
| Dec. 29 | at UTSA* | 1-1 | 30 | 7-15 | 0-1 | 6-7 | 0-2-2 | 1 | 2 | 0 | 0 | 0 | 20 |
| Dec. 31 | CHARLOTTE* | 1-1 | 31 | 3-9 | 0-1 | 5-7 | 0-4-4 | 2 | 3 | 2 | 0 | 0 | 11 |
| Jan. 5 | RICE* | 1-1 | 34 | 9-18 | 2-3 | 6-6 | 0-7-7 | 4 | 1 | 2 | 0 | 1 | 26 |
| Jan. 7 | at UTEP* | 1-1 | 23 | 8-13 | 3-4 | 5-6 | 0-2-2 | 4 | 3 | 6 | 0 | 2 | 24 |
| Jan. 11 | NORTH TEXAS* | 1-1 | 32 | 9-17 | 0-0 | 5-7 | 0-0-0 | 3 | 2 | 2 | 0 | 0 | 23 |
| Jan. 14 | at UAB* | 1-1 | 29 | 6-16 | 1-3 | 13-16 | 1-4-5 | 4 | 0 | 1 | 1 | 1 | 26 |
| Jan. 19 | at WKU* | 1-1 | 28 | 5-16 | 1-4 | 5-5 | 0-5-5 | 4 | 0 | 2 | 0 | 1 | 16 |
| Jan. 21 | at Middle Tennessee* | 1-1 | 24 | 6-10 | 2-3 | 0-0 | 0-2-2 | 3 | 1 | 3 | 0 | 0 | 14 |
| Jan. 26 | UAB* | 1-1 | 25 | 6-11 | 1-2 | 5-6 | 0-7-7 | 4 | 2 | 4 | 0 | 2 | 18 |
| Jan. 28 | UTSA* | 1-1 | 36 | 8-18 | 2-6 | 4-5 | 0-3-3 | 2 | 3 | 3 | 0 | 3 | 22 |
| Feb. 2 | at Rice* | 1-1 | 16 | 6-10 | 0-3 | 2-2 | 0-2-2 | 5 | 0 | 2 | 0 | 3 | 14 |
| Feb. 9 | FIU* | 1-1 | 34 | 7-15 | 1-3 | 2-4 | 2-7-9 | 1 | 1 | 4 | 0 | 0 | 17 |
| Feb. 11 | FAU* | 1-1 | 37 | 6-16 | 0-2 | 10-10 | 0-6-6 | 2 | 6 | 5 | 0 | 1 | 22 |
| Feb. 16 | at North Texas* | 1-1 | 35 | 6-16 | 0-1 | 3-8 | 0-9-9 | 0 | 3 | 2 | 1 | 1 | 15 |
| Feb. 18 | at Charlotte* | 1-1 | 45 | 6-18 | 0-2 | 15-17 | 2-12-14 | 3 | 5 | 6 | 0 | 2 | 27 |
| Feb. 23 | WKU* | | | | | | | | | | | | |
| Feb. 25 | MIDDLE TENNESSEE* | | | | | | | | | | | | |
| Mar. 2 | at FIU* | | | | | | | | | | | | |
| Mar. 4 | at FAU | | | | | | | | | | | | |



CAREER STATS

| YEAR | GP | GS | MIN | AVG. | FG | FGA | PCT. | 3FG | 3FGA | PCT. | FT | FTA | PCT. | Rebounds | | | PF | FO | A | TO | BLK | STL | PTS | AVG | |
|--------------|------------|------------|-------------|-------------|------------|-------------|-------------|-----------|------------|-------------|------------|------------|-------------|-----------|------------|------------|------------|------------|----------|------------|------------|-----------|------------|-------------|-------------|
| | | | | | | | | | | | | | | OFF | DEF | TOTAL | | | | | | | | | |
| 2018-19 | 23 | 0 | 214 | 9.3 | 29 | 85 | .341 | 3 | 15 | .200 | 16 | 28 | .571 | 12 | 15 | 27 | 1.2 | 29 | 0 | 6 | 23 | 2 | 9 | 77 | 3.3 |
| 2019-20 | 29 | 27 | 727 | 25.1 | 105 | 262 | .401 | 11 | 48 | .229 | 95 | 130 | .731 | 27 | 65 | 92 | 3.2 | 63 | 2 | 36 | 42 | 2 | 44 | 316 | 10.9 |
| 2020-21 | 24 | 23 | 701 | 29.2 | 132 | 345 | .383 | 13 | 48 | .271 | 108 | 152 | .711 | 18 | 80 | 98 | 4.1 | 78 | 3 | 35 | 49 | 3 | 20 | 385 | 16.0 |
| 2021-22 | 33 | 33 | 1066 | 32.3 | 217 | 508 | .427 | 17 | 63 | .270 | 174 | 228 | .763 | 23 | 121 | 144 | 4.4 | 87 | 1 | 88 | 87 | 3 | 60 | 625 | 18.9 |
| 2022-23 | 26 | 26 | 755 | 20.0 | 150 | 351 | .427 | 17 | 51 | .333 | 140 | 177 | .791 | 10 | 103 | 113 | 4.3 | 65 | 1 | 53 | 75 | 3 | 30 | 457 | 17.6 |
| Total | 135 | 109 | 3463 | 25.6 | 633 | 1551 | .408 | 61 | 225 | .271 | 533 | 715 | .745 | 90 | 384 | 474 | 3.5 | 322 | 7 | 218 | 276 | 13 | 163 | 1860 | 13.8 |



**ROBYN
LEE**

SOPHOMORE / GUARD
5-8 / MOSS POINT, MISS.
MOSS POINT HS

3

SEASON HIGHS

Points
20 vs. UAB (1/26)
Field Goals
8 vs. UAB (1/26)
Field Goal Attempts
12 vs. UAB (1/26)
3-Point Field Goals
None
3-Point Field Goal Attempts
1 vs. Central Baptist (11/7)
Rebounds
6 at UAB (1/14)
Assists
4 vs. South Alabama (12/12)
Blocks
None
Steals
2 (2x) last vs. North Texas (1/11)
Minutes
25 at UAB (1/14)

CAREER HIGHS

Points
20 vs. UAB (1/26/23)
Field Goals
8 vs. UAB (1/26/23)
Field Goal Attempts
14 vs. Jarvis Christian (11/9/21)
3-Point Field Goals
2 (2x) last vs. FIU (2/5/22)
3-Point Field Goal Attempts
2 (2x) last vs. FIU (2/5/22)
Rebounds
7 vs. Mississippi Valley (12/5/21)
Assists
4 (2x) last vs. South Alabama (12/12/22)
Blocks
1 vs. Sam Houston (12/10/21)
Steals
3 (2x) last vs. UAB (3/5/22)
Minutes
34 vs. Sam Houston (12/10/21)

GAME-BY-GAME STATS

| DATE | OPPONENT | GP-GS | MIN | FG | 3FG | FT | O-D-T | PF | A | TO | B | S | TP |
|---------|----------------------|-------|-----|------|-----|-----|-------|----|---|----|---|---|----|
| Nov. 7 | CENTRAL BAPTIST | 1-0 | 15 | 4-6 | 0-1 | 3-5 | 1-4-5 | 4 | 0 | 1 | 0 | 0 | 11 |
| Nov. 10 | ARKANSAS STATE | 1-0 | 8 | 1-1 | 0-0 | 0-0 | 0-1-1 | 4 | 0 | 2 | 0 | 0 | 2 |
| Nov. 13 | at ULM | 1-0 | 19 | 4-7 | 0-0 | 2-4 | 2-3-5 | 0 | 3 | 1 | 0 | 1 | 10 |
| Nov. 22 | at SMU | 1-0 | 21 | 1-3 | 0-0 | 1-2 | 1-1-2 | 1 | 1 | 0 | 0 | 1 | 3 |
| Nov. 25 | Stetson^ | 1-0 | 17 | 1-3 | 0-0 | 2-2 | 1-0-1 | 2 | 0 | 1 | 0 | 2 | 4 |
| Nov. 26 | Illinois State^ | 1-0 | 16 | 3-4 | 0-0 | 0-0 | 0-2-2 | 2 | 2 | 1 | 0 | 0 | 6 |
| Nov. 27 | George Washington ^ | 1-0 | 21 | 3-3 | 0-0 | 1-1 | 0-2-2 | 1 | 2 | 2 | 0 | 1 | 7 |
| Dec. 3 | ALCORN STATE | 1-0 | 7 | 0-0 | 0-0 | 0-0 | 1-0-1 | 3 | 2 | 2 | 0 | 0 | 0 |
| Dec. 8 | VANDERBILT | 1-0 | 7 | 0-0 | 0-0 | 0-0 | 0-1-1 | 2 | 0 | 1 | 0 | 0 | 0 |
| Dec. 12 | SOUTH ALABAMA | 1-0 | 23 | 5-6 | 0-0 | 6-7 | 0-1-1 | 3 | 4 | 0 | 0 | 0 | 16 |
| Dec. 18 | UTEP* | 1-0 | 15 | 3-4 | 0-0 | 0-2 | 0-3-3 | 1 | 1 | 0 | 0 | 1 | 6 |
| Dec. 29 | at UTSA* | 1-0 | 10 | 0-0 | 0-0 | 0-0 | 0-2-2 | 0 | 1 | 3 | 0 | 0 | 0 |
| Dec. 31 | CHARLOTTE* | 1-0 | 7 | 0-2 | 0-0 | 0-0 | 0-0-0 | 0 | 1 | 2 | 0 | 1 | 0 |
| Jan. 5 | RICE* | 1-0 | 9 | 1-2 | 0-0 | 0-0 | 0-1-1 | 2 | 1 | 0 | 0 | 0 | 2 |
| Jan. 7 | at UTEP* | 1-0 | 4 | 0-0 | 0-0 | 0-0 | 0-0-0 | 1 | 0 | 1 | 0 | 0 | 0 |
| Jan. 11 | NORTH TEXAS* | 1-0 | 17 | 6-7 | 0-0 | 4-4 | 1-0-1 | 2 | 3 | 1 | 0 | 2 | 16 |
| Jan. 14 | at UAB* | 1-0 | 25 | 6-9 | 0-0 | 0-1 | 1-5-6 | 3 | 1 | 0 | 0 | 0 | 12 |
| Jan. 19 | at WKU* | 1-0 | 24 | 3-8 | 0-2 | 1-1 | 0-2-2 | 4 | 3 | 3 | 0 | 0 | 7 |
| Jan. 21 | at Middle Tennessee* | 1-0 | 17 | 2-7 | 0-1 | 2-2 | 0-2-2 | 0 | 2 | 0 | 0 | 0 | 6 |
| Jan. 26 | UAB* | 1-0 | 27 | 8-12 | 0-0 | 4-5 | 2-1-3 | 2 | 1 | 3 | 0 | 0 | 20 |
| Jan. 28 | UTSA* | 1-0 | 15 | 3-4 | 0-0 | 0-0 | 0-2-2 | 1 | 1 | 0 | 0 | 0 | 6 |
| Feb. 2 | at Rice* | 1-1 | 20 | 4-9 | 0-0 | 2-3 | 1-2-3 | 2 | 2 | 2 | 0 | 1 | 10 |
| Feb. 9 | FIU* | 1-0 | 14 | 3-4 | 0-0 | 3-3 | 1-0-1 | 3 | 2 | 1 | 0 | 0 | 9 |
| Feb. 11 | FAU* | 1-0 | 11 | 1-3 | 0-0 | 0-0 | 1-1-2 | 1 | 0 | 0 | 0 | 0 | 2 |
| Feb. 16 | at North Texas* | 1-0 | 18 | 2-6 | 0-0 | 2-2 | 0-3-3 | 3 | 1 | 0 | 0 | 0 | 6 |
| Feb. 18 | at Charlotte* | 1-0 | 14 | 2-6 | 0-1 | 0-0 | 0-0-0 | 1 | 0 | 0 | 0 | 0 | 4 |
| Feb. 23 | WKU* | | | | | | | | | | | | |
| Feb. 25 | MIDDLE TENNESSEE* | | | | | | | | | | | | |
| Mar. 2 | at FIU* | | | | | | | | | | | | |
| Mar. 4 | at FAU | | | | | | | | | | | | |



CAREER STATS

| YEAR | GP | GS | MIN | AVG. | FG | FGA | PCT. | 3FG | 3FGA | PCT. | FT | FTA | PCT. | Rebounds | | | AVG | PF | FO | A | TO | BLK | STL | PTS | AVG |
|--------------|-----------|-----------|-------------|-------------|------------|------------|-------------|-----------|-----------|-------------|-----------|------------|-------------|-----------|-----------|------------|------------|------------|----------|-----------|-----------|----------|-----------|------------|------------|
| | | | | | | | | | | | | | | OFF | DEF | TOTAL | | | | | | | | | |
| 2020-21 | 18 | 0 | 129 | 7.2 | 18 | 50 | .360 | 3 | 9 | .333 | 9 | 18 | .500 | 1 | 8 | 9 | 0.5 | 12 | 0 | 1 | 16 | 0 | 1 | 48 | 2.7 |
| 2021-22 | 33 | 10 | 575 | 17.4 | 66 | 164 | .402 | 13 | 42 | .310 | 36 | 52 | .692 | 28 | 50 | 78 | 2.4 | 45 | 1 | 26 | 31 | 1 | 19 | 181 | 5.5 |
| 2022-23 | 26 | 1 | 402 | 15.4 | 66 | 116 | .569 | 0 | 5 | .000 | 33 | 44 | .750 | 13 | 39 | 52 | 2.0 | 48 | 0 | 34 | 27 | 0 | 10 | 165 | 6.3 |
| Total | 77 | 11 | 1104 | 14.3 | 150 | 330 | .455 | 16 | 56 | .286 | 78 | 114 | .684 | 42 | 97 | 139 | 1.8 | 105 | 1 | 61 | 74 | 1 | 30 | 394 | 5.1 |



**LOTTE
SANT**

JUNIOR / GUARD

6-1 / AMSTERDAM, THE NETHERLANDS

GALANDLYCEUM HS

4

SEASON HIGHS

Points
17 vs. North Texas (1/11)

Field Goals
6 vs. North Texas (1/11)

Field Goal Attempts
12 at Charlotte (2/18)

3-Point Field Goals
5 (2x) last vs. North Texas (1/11)

3-Point Field Goal Attempts
11 at Charlotte (2/18)

Rebounds
5 (2x) last at Charlotte (2/18)

Assists
3 (3x) last vs. FAU (2/11)

Blocks
1 vs. Vanderbilt (12/8)

Steals
3 vs. North Texas (1/11)

Minutes
44 at Charlotte (2/18)

CAREER HIGHS

Points
17 vs. North Texas (1/11/23)

Field Goals
6 vs. North Texas (1/11)

Field Goal Attempts
12 at Charlotte (2/18/23)

3-Point Field Goals
5 (2x) last vs. North Texas (1/11/23)

3-Point Field Goal Attempts
11 at Charlotte (2/18/23)

Rebounds
7 (2x) last at UTSA (3/5/20)

Assists
4 (2x) last vs. UTSA (1/9/20)

Blocks
2 vs. Houston (3/17/22)

Steals
3 vs. North Texas (1/11)

Minutes
44 at Charlotte (2/18/23)

GAME-BY-GAME STATS

| DATE | OPPONENT | GP-GS | MIN | FG | 3FG | FT | O-D-T | PF | A | TO | B | S | TP |
|---------|----------------------|-------|-----|------|------|-----|-------|----|---|----|---|---|----|
| Nov. 7 | CENTRAL BAPTIST | 1-0 | 8 | 0-1 | 0-1 | 0-0 | 0-1-1 | 1 | 0 | 2 | 0 | 0 | 0 |
| Nov. 10 | ARKANSAS STATE | 1-0 | 11 | 2-3 | 1-2 | 0-0 | 1-0-1 | 1 | 0 | 0 | 0 | 1 | 5 |
| Nov. 13 | at ULM | 1-0 | 16 | 1-4 | 1-4 | 0-0 | 1-1-2 | 0 | 2 | 0 | 0 | 0 | 3 |
| Nov. 22 | at SMU | 1-0 | 10 | 0-2 | 0-2 | 2-2 | 0-1-1 | 1 | 0 | 0 | 0 | 1 | 2 |
| Nov. 25 | Stetson^ | 1-0 | 23 | 3-7 | 3-7 | 2-2 | 0-1-1 | 2 | 0 | 1 | 0 | 1 | 11 |
| Nov. 26 | Illinois State^ | 1-0 | 13 | 0-0 | 0-0 | 0-0 | 1-0-1 | 0 | 1 | 0 | 0 | 0 | 0 |
| Nov. 27 | George Washington ^ | 1-0 | 20 | 2-6 | 1-5 | 0-0 | 1-1-2 | 0 | 0 | 2 | 0 | 0 | 5 |
| Dec. 3 | ALCORN STATE | 1-0 | 23 | 4-8 | 3-6 | 2-2 | 1-1-2 | 1 | 3 | 0 | 0 | 0 | 13 |
| Dec. 8 | VANDERBILT | 1-0 | 32 | 1-7 | 1-6 | 2-2 | 1-1-2 | 2 | 0 | 0 | 1 | 0 | 5 |
| Dec. 12 | SOUTH ALABAMA | 1-0 | 15 | 0-1 | 0-1 | 0-0 | 0-4-4 | 0 | 0 | 0 | 0 | 0 | 0 |
| Dec. 18 | UTEP* | 1-0 | 17 | 2-2 | 2-2 | 0-0 | 0-2-2 | 0 | 0 | 1 | 0 | 0 | 6 |
| Dec. 29 | at UTSA* | 1-0 | 29 | 5-6 | 5-6 | 0-0 | 1-3-4 | 1 | 0 | 1 | 0 | 0 | 15 |
| Dec. 31 | CHARLOTTE* | 1-0 | 27 | 1-6 | 1-5 | 1-2 | 2-0-2 | 1 | 1 | 3 | 0 | 0 | 4 |
| Jan. 5 | RICE* | 1-0 | 32 | 3-8 | 3-7 | 0-0 | 0-1-1 | 3 | 3 | 2 | 0 | 0 | 9 |
| Jan. 7 | at UTEP* | 1-0 | 25 | 2-3 | 2-3 | 0-0 | 1-1-2 | 1 | 0 | 0 | 0 | 0 | 6 |
| Jan. 11 | NORTH TEXAS* | 1-0 | 31 | 6-7 | 5-6 | 0-0 | 0-5-5 | 1 | 2 | 0 | 0 | 3 | 17 |
| Jan. 14 | at UAB* | 1-0 | 26 | 1-1 | 1-1 | 0-0 | 0-1-1 | 2 | 0 | 0 | 0 | 0 | 3 |
| Jan. 19 | at WKU* | 1-0 | 21 | 1-4 | 1-4 | 0-0 | 0-0-0 | 2 | 0 | 2 | 0 | 1 | 3 |
| Jan. 21 | at Middle Tennessee* | 1-0 | 33 | 2-2 | 2-2 | 0-0 | 0-1-1 | 1 | 0 | 0 | 0 | 0 | 6 |
| Jan. 26 | UAB* | 1-0 | 32 | 0-1 | 0-0 | 0-0 | 0-3-3 | 1 | 1 | 1 | 0 | 0 | 0 |
| Jan. 28 | UTSA* | 1-0 | 35 | 2-3 | 2-3 | 0-0 | 0-2-2 | 1 | 0 | 0 | 0 | 0 | 6 |
| Feb. 2 | at Rice* | 1-1 | 38 | 2-6 | 2-6 | 0-0 | 0-2-2 | 2 | 0 | 1 | 0 | 0 | 6 |
| Feb. 9 | FIU* | 1-1 | 29 | 2-6 | 2-6 | 0-0 | 2-2-4 | 1 | 1 | 1 | 0 | 1 | 6 |
| Feb. 11 | FAU* | 1-1 | 33 | 3-5 | 3-5 | 0-0 | 1-2-3 | 0 | 3 | 1 | 0 | 0 | 9 |
| Feb. 16 | at North Texas* | 1-1 | 30 | 3-6 | 3-6 | 1-2 | 0-2-2 | 0 | 0 | 2 | 1 | 1 | 10 |
| Feb. 18 | at Charlotte* | 1-1 | 44 | 4-12 | 4-11 | 1-1 | 1-4-5 | 1 | 0 | 0 | 0 | 0 | 13 |
| Feb. 23 | WKU* | | | | | | | | | | | | |
| Feb. 25 | MIDDLE TENNESSEE* | | | | | | | | | | | | |
| Mar. 2 | at FIU* | | | | | | | | | | | | |
| Mar. 4 | at FAU | | | | | | | | | | | | |



CAREER STATS

| YEAR | GP | GS | MIN | AVG. | FG | FGA | PCT. | 3FG | 3FGA | PCT. | FT | FTA | PCT. | Rebounds | | | AVG | PF | FO | A | TO | BLK | STL | PTS | AVG |
|--------------|------------|-----------|-------------|-------------|------------|------------|-------------|------------|------------|-------------|-----------|-----------|-------------|-----------|------------|------------|------------|-----------|----------|-----------|-----------|-----------|-----------|------------|------------|
| | | | | | | | | | | | | | | OFF | DEF | TOTAL | | | | | | | | | |
| 2019-20 | 30 | 11 | 643 | 21.4 | 52 | 137 | .380 | 38 | 108 | .352 | 10 | 14 | .714 | 25 | 44 | 69 | 2.3 | 14 | 0 | 28 | 25 | 2 | 7 | 152 | 5.1 |
| 2020-21 | 24 | 23 | 633 | 26.4 | 24 | 104 | .231 | 20 | 93 | .215 | 6 | 8 | .750 | 15 | 40 | 65 | 2.7 | 24 | 0 | 21 | 11 | 3 | 9 | 74 | 3.1 |
| 2021-22 | 33 | 0 | 657 | 19.9 | 39 | 112 | .348 | 29 | 91 | .319 | 15 | 16 | .938 | 31 | 43 | 74 | 2.2 | 34 | 0 | 28 | 16 | 6 | 14 | 122 | 3.7 |
| 2022-23 | 26 | 5 | 651 | 25.1 | 52 | 117 | .444 | 48 | 107 | .449 | 11 | 13 | .846 | 14 | 42 | 56 | 2.2 | 26 | 0 | 17 | 20 | 2 | 9 | 163 | 6.3 |
| Total | 113 | 39 | 2587 | 22.9 | 167 | 470 | .355 | 135 | 399 | .338 | 42 | 51 | .824 | 95 | 169 | 264 | 2.3 | 98 | 0 | 94 | 72 | 13 | 39 | 511 | 4.5 |



**SALMA
BATES**

JUNIOR / GUARD

5-7 / KENNER, LA.

JOHN CURTIS HS / TULANE

10

SEASON HIGHS

- Points**
17 vs. Arkansas State (11/10)
- Field Goals**
5 (3x) last at UTEP (1/7)
- Field Goal Attempts**
11 at UTSA (12/29)
- 3-Point Field Goals**
2 (4x) last at UTEP (1/7)
- 3-Point Field Goal Attempts**
6 (3x) last at Charlotte (2/18)
- Rebounds**
6 (2x) last at UTSA (12/29)
- Assists**
7 at Rice (2/2)
- Blocks**
2 at UTEP (1/7)
- Steals**
3 at SMU (11/22)
- Minutes**
45 at Charlotte (2/18)

CAREER HIGHS

- Points**
17 (2x) last vs. Arkansas State (11/10)
- Field Goals**
7 vs. Tulsa (2/10/21)
- Field Goal Attempts**
14 at Colorado (11/27/21)
- 3-Point Field Goals**
4 (2x) last at UL-Louisiana (12/19/21)
- 3-Point Field Goal Attempts**
10 at UL-Louisiana (12/19/21)
- Rebounds**
10 vs. Tulsa (2/10/21)
- Assists**
7 (2x) last at Rice (2/2)
- Blocks**
2 (2x) last at UTEP (1/7/23)
- Steals**
5 (2x) last vs. Nicholls (11/25/20)
- Minutes**
45 at Charlotte (2/18/23)

GAME-BY-GAME STATS

| DATE | OPPONENT | GP-GS | MIN | FG | 3FG | FT | O-D-T | PF | A | TO | B | S | TP |
|---------|----------------------|-------|-----|------|-----|------|-------|----|---|----|---|---|----|
| Nov. 7 | CENTRAL BAPTIST | 1-1 | 26 | 1-5 | 0-2 | 0-0 | 0-2-2 | 0 | 6 | 0 | 0 | 1 | 2 |
| Nov. 10 | ARKANSAS STATE | 1-1 | 35 | 5-10 | 2-4 | 5-11 | 2-3-5 | 0 | 4 | 3 | 0 | 1 | 17 |
| Nov. 13 | at ULM | 1-1 | 3 | 1-2 | 0-0 | 0-0 | 0-1-1 | 0 | 1 | 0 | 0 | 1 | 2 |
| Nov. 22 | at SMU | 1-1 | 33 | 3-6 | 1-1 | 0-0 | 0-5-5 | 0 | 2 | 4 | 0 | 3 | 7 |
| Nov. 25 | Stetson^ | 1-1 | 25 | 1-2 | 1-2 | 0-0 | 0-3-3 | 3 | 5 | 2 | 1 | 2 | 3 |
| Nov. 26 | Illinois State^ | 1-1 | 23 | 0-4 | 0-3 | 0-0 | 0-3-3 | 3 | 1 | 4 | 0 | 0 | 0 |
| Nov. 27 | George Washington ^ | 1-1 | 32 | 3-4 | 0-0 | 1-2 | 0-1-1 | 2 | 2 | 1 | 1 | 0 | 7 |
| Dec. 3 | ALCORN STATE | 1-1 | 30 | 2-2 | 0-0 | 6-6 | 0-3-3 | 4 | 3 | 3 | 1 | 0 | 10 |
| Dec. 8 | VANDERBILT | 1-1 | 41 | 0-4 | 0-2 | 3-4 | 3-3-6 | 1 | 6 | 5 | 1 | 1 | 3 |
| Dec. 12 | SOUTH ALABAMA | 1-1 | 18 | 1-5 | 0-1 | 2-2 | 0-0-0 | 3 | 3 | 1 | 0 | 2 | 4 |
| Dec. 18 | UTEP* | 1-1 | 28 | 2-4 | 0-1 | 0-0 | 0-1-1 | 3 | 4 | 6 | 1 | 1 | 4 |
| Dec. 29 | at UTSA* | 1-1 | 39 | 4-11 | 2-6 | 2-2 | 0-6-6 | 1 | 4 | 6 | 0 | 0 | 12 |
| Dec. 31 | CHARLOTTE* | 1-1 | 37 | 4-10 | 1-3 | 0-1 | 1-2-3 | 3 | 4 | 1 | 0 | 1 | 9 |
| Jan. 5 | RICE* | 1-1 | 37 | 5-8 | 2-3 | 3-3 | 0-3-3 | 1 | 5 | 1 | 0 | 1 | 15 |
| Jan. 7 | at UTEP* | 1-1 | 36 | 5-9 | 2-5 | 2-2 | 0-3-3 | 2 | 4 | 5 | 2 | 2 | 14 |
| Jan. 11 | NORTH TEXAS* | 1-1 | 36 | 4-4 | 1-1 | 3-4 | 0-4-4 | 3 | 3 | 2 | 1 | 1 | 12 |
| Jan. 14 | at UAB* | 1-1 | 36 | 3-9 | 0-4 | 0-1 | 0-5-5 | 1 | 2 | 2 | 0 | 0 | 6 |
| Jan. 19 | at WKU* | 1-1 | 13 | 0-1 | 0-1 | 0-0 | 0-0-0 | 0 | 1 | 1 | 0 | 2 | 0 |
| Jan. 21 | at Middle Tennessee* | 1-1 | 38 | 2-10 | 2-6 | 2-2 | 0-4-4 | 0 | 4 | 0 | 0 | 0 | 8 |
| Jan. 26 | UAB* | 1-1 | 24 | 2-5 | 0-1 | 0-0 | 0-1-1 | 2 | 3 | 1 | 0 | 0 | 4 |
| Jan. 28 | UTSA* | 1-1 | 33 | 1-6 | 1-5 | 0-0 | 0-2-2 | 0 | 4 | 2 | 0 | 0 | 3 |
| Feb. 2 | at Rice* | 1-1 | 34 | 2-7 | 0-2 | 3-5 | 0-3-3 | 3 | 7 | 6 | 0 | 1 | 7 |
| Feb. 9 | FIU* | 1-1 | 36 | 4-8 | 0-0 | 5-6 | 0-3-3 | 2 | 5 | 2 | 0 | 2 | 13 |
| Feb. 11 | FAU* | 1-1 | 29 | 1-3 | 0-1 | 0-0 | 0-1-1 | 3 | 2 | 2 | 0 | 0 | 2 |
| Feb. 16 | at North Texas* | 1-1 | 32 | 1-6 | 1-3 | 2-2 | 1-4-5 | 3 | 2 | 4 | 0 | 0 | 5 |
| Feb. 18 | at Charlotte* | 1-1 | 45 | 1-6 | 1-5 | 3-4 | 3-3-6 | 1 | 4 | 0 | 0 | 2 | 6 |
| Feb. 23 | WKU* | | | | | | | | | | | | |
| Feb. 25 | MIDDLE TENNESSEE* | | | | | | | | | | | | |
| Mar. 2 | at FIU* | | | | | | | | | | | | |
| Mar. 4 | at FAU | | | | | | | | | | | | |



CAREER STATS

| YEAR | GP | GS | MIN | AVG. | FG | FGA | PCT. | 3FG | 3FGA | PCT. | FT | FTA | PCT. | Rebounds | | | AVG | PF | FO | A | TO | BLK | STL | PTS | AVG |
|--------------|------------|-----------|-------------|-------------|------------|------------|-------------|-----------|------------|-------------|------------|------------|-------------|-----------|------------|------------|------------|------------|----------|------------|------------|-----------|-----------|------------|------------|
| | | | | | | | | | | | | | | OFF | DEF | TOTAL | | | | | | | | | |
| 2019-20* | 19 | 2 | 214 | 11.3 | 15 | 50 | .300 | 7 | 24 | .292 | 8 | 15 | .533 | 6 | 10 | 16 | 0.8 | 7 | 0 | 33 | 21 | 0 | 7 | 45 | 2.4 |
| 2020-21* | 27 | 2 | 461 | 17.1 | 47 | 108 | .435 | 15 | 44 | .341 | 18 | 35 | .514 | 5 | 46 | 51 | 1.9 | 17 | 0 | 56 | 45 | 2 | 13 | 127 | 4.7 |
| 2021-22 | 33 | 33 | 1070 | 32.4 | 93 | 234 | .397 | 29 | 88 | .330 | 46 | 69 | .677 | 5 | 88 | 93 | 2.8 | 44 | 0 | 101 | 91 | 9 | 46 | 261 | 7.9 |
| 2022-23 | 26 | 25 | 798 | 30.7 | 58 | 151 | .384 | 17 | 62 | .274 | 42 | 57 | .737 | 10 | 69 | 79 | 3.0 | 44 | 0 | 91 | 64 | 8 | 24 | 175 | 6.7 |
| Total | 104 | 62 | 2527 | 24.4 | 213 | 543 | .392 | 68 | 218 | .312 | 114 | 176 | .648 | 26 | 213 | 239 | 2.3 | 112 | 0 | 281 | 221 | 19 | 90 | 608 | 5.8 |

*Tulane Stats



GABBIE GREEN

12

GRADUATE / GUARD

5-7 / BELLVILLE, TEXAS

BELLVILLE HS / PITTSBURGH / SOUTH PLAINS CC

SEASON HIGHS

- Points**
11 vs. Illinois State (11/26)
- Field Goals**
3 (3x) last vs. UTEP (12/18)
- Field Goal Attempts**
9 vs. Arkansas State (11/10)
- 3-Point Field Goals**
3 (2x) last vs. UTEP (12/8)
- 3-Point Field Goal Attempts**
7 (2x) last vs. Charlotte (12/31)
- Rebounds**
8 (2x) last vs. Vanderbilt (12/8)
- Assists**
3 (2x) last at ULM (11/13)
- Blocks**
None
- Steals**
2 at ULM (11/13)
- Minutes**
38 vs. Arkansas State (11/10)

CAREER HIGHS

- Points**
23 vs. Miami (OH) (12/17/19)
- Field Goals**
10 vs. Miami (OH) (12/17/19)
- Field Goal Attempts**
23 at Clemson (1/16/20)
- 3-Point Field Goals**
5 (2x) Louisville (2/18/21)
- 3-Point Field Goal Attempts**
16 at Clemson (1/16/20)
- Rebounds**
10 vs. Duquesne (11/23/19)
- Assists**
3 (5x) last at ULM (11/13)
- Blocks**
None
- Steals**
4 at UCF (11/6/19)
- Minutes**
41 at Clemson (1/16/20)

GAME-BY-GAME STATS

| DATE | OPPONENT | GP-GS | MIN | FG | 3FG | FT | O-D-T | PF | A | TO | B | S | TP |
|---------|----------------------|-------|-----|-----|-----|-----|-------|----|---|----|---|---|----|
| Nov. 7 | CENTRAL BAPTIST | 1-1 | 23 | 0-7 | 0-5 | 0-0 | 0-1-1 | 3 | 0 | 3 | 0 | 0 | 0 |
| Nov. 10 | ARKANSAS STATE | 1-1 | 38 | 2-9 | 1-7 | 0-0 | 1-7-8 | 1 | 3 | 2 | 0 | 1 | 5 |
| Nov. 13 | at ULM | 1-1 | 29 | 0-8 | 0-3 | 0-0 | 3-3-6 | 3 | 3 | 3 | 0 | 2 | 0 |
| Nov. 22 | at SMU | 1-0 | 11 | 1-2 | 1-2 | 0-0 | 1-0-1 | 1 | 0 | 0 | 0 | 0 | 3 |
| Nov. 25 | Stetson^ | 1-0 | 12 | 0-2 | 0-1 | 0-0 | 0-1-1 | 2 | 2 | 2 | 0 | 0 | 0 |
| Nov. 26 | Illinois State^ | 1-0 | 14 | 3-4 | 1-2 | 4-5 | 0-2-2 | 0 | 0 | 2 | 0 | 0 | 11 |
| Nov. 27 | George Washington ^ | 1-0 | 4 | 0-1 | 0-0 | 0-0 | 0-0-0 | 0 | 1 | 0 | 0 | 0 | 0 |
| Dec. 3 | ALCORN STATE | 1-0 | 3 | 0-2 | 0-2 | 0-0 | 0-0-0 | 0 | 0 | 0 | 0 | 0 | 0 |
| Dec. 8 | VANDERBILT | 1-0 | 19 | 3-6 | 3-3 | 0-0 | 1-7-8 | 1 | 0 | 0 | 0 | 0 | 9 |
| Dec. 12 | SOUTH ALABAMA | 1-0 | 15 | 1-2 | 1-2 | 0-0 | 0-3-3 | 1 | 2 | 1 | 0 | 0 | 3 |
| Dec. 18 | UTEP* | 1-0 | 26 | 3-7 | 3-5 | 0-0 | 0-1-1 | 2 | 1 | 0 | 0 | 0 | 9 |
| Dec. 29 | at UTSA* | 1-0 | 6 | 0-1 | 0-1 | 0-0 | 0-2-2 | 0 | 1 | 1 | 0 | 0 | 0 |
| Dec. 31 | CHARLOTTE* | 1-0 | 21 | 1-7 | 1-7 | 0-0 | 0-4-4 | 2 | 1 | 0 | 0 | 1 | 3 |
| Jan. 5 | RICE* | 1-0 | 22 | 2-3 | 2-3 | 0-0 | 1-0-1 | 0 | 1 | 0 | 0 | 0 | 6 |
| Jan. 7 | at UTEP* | 1-0 | 16 | 1-1 | 1-1 | 0-0 | 0-1-1 | 4 | 1 | 3 | 0 | 0 | 3 |
| Jan. 11 | NORTH TEXAS* | 1-0 | 3 | 0-0 | 0-0 | 0-0 | 0-0-0 | 0 | 0 | 0 | 0 | 0 | 0 |
| Jan. 14 | at UAB* | 1-0 | 6 | 0-2 | 0-2 | 0-0 | 0-0-0 | 1 | 0 | 0 | 1 | 0 | 0 |
| Jan. 19 | at WKU | 1-0 | 16 | 1-5 | 1-5 | 0-0 | 0-2-2 | 2 | 1 | 0 | 0 | 0 | 3 |
| Jan. 21 | at Middle Tennessee* | 1-0 | 1 | 0-0 | 0-0 | 0-0 | 0-0-0 | 0 | 0 | 0 | 0 | 0 | 0 |
| Jan. 26 | UAB* | 1-0 | 11 | 1-2 | 1-2 | 0-0 | 0-1-1 | 1 | 0 | 1 | 0 | 0 | 3 |
| Jan. 28 | UTSA* | 1-0 | 4 | 1-1 | 1-1 | 0-0 | 0-1-1 | 0 | 0 | 1 | 0 | 0 | 3 |
| Feb. 2 | at Rice* | 1-0 | 7 | 0-0 | 0-0 | 0-0 | 0-0-0 | 0 | 0 | 0 | 0 | 0 | 0 |
| Feb. 9 | FIU* | 1-0 | 6 | 0-0 | 0-0 | 1-3 | 0-0-0 | 1 | 1 | 2 | 0 | 0 | 1 |
| Feb. 11 | FAU* | 1-0 | 10 | 1-2 | 1-2 | 2-2 | 0-0-0 | 2 | 0 | 0 | 0 | 0 | 5 |
| Feb. 16 | at North Texas* | 1-0 | 8 | 0-1 | 0-1 | 0-0 | 0-0-0 | 0 | 0 | 0 | 0 | 0 | 0 |
| Feb. 18 | at Charlotte* | 1-0 | 21 | 2-4 | 2-4 | 0-0 | 0-1-1 | 4 | 0 | 0 | 0 | 0 | 6 |
| Feb. 23 | WKU* | | | | | | | | | | | | |
| Feb. 25 | MIDDLE TENNESSEE* | | | | | | | | | | | | |
| Mar. 2 | at FIU* | | | | | | | | | | | | |
| Mar. 4 | at FAU | | | | | | | | | | | | |



CAREER STATS

| YEAR | GP | GS | MIN | AVG. | FG | FGA | PCT. | 3FG | 3FGA | PCT. | FT | FTA | PCT. | Rebounds | | | AVG | PF | FO | A | TO | BLK | STL | PTS | AVG | |
|--------------|------------|------------|-------------|-------------|------------|-------------|-------------|------------|------------|-------------|------------|------------|-------------|------------|------------|------------|------------|------------|----------|------------|------------|----------|------------|-------------|------------|--|
| | | | | | | | | | | | | | | OFF | DEF | TOTAL | | | | | | | | | | |
| 2017-18* | 30 | 23 | 881 | 29.4 | 119 | 313 | .380 | 38 | 127 | .299 | 41 | 58 | .707 | 29 | 69 | 98 | 3.3 | 52 | 1 | 63 | 88 | 1 | 34 | 317 | 10.6 | |
| 2018-19* | 35 | 35 | 1007 | 28.8 | 197 | 422 | .467 | 29 | 96 | .302 | 81 | 103 | .786 | 43 | 104 | 147 | 4.2 | 51 | 1 | 136 | 72 | 3 | 71 | 504 | 14.4 | |
| 2019-20^ | 31 | 31 | 979 | 31.6 | 103 | 310 | .332 | 60 | 191 | .314 | 31 | 37 | .838 | 40 | 63 | 103 | 3.3 | 54 | 0 | 34 | 62 | 0 | 19 | 297 | 9.6 | |
| 2020-21 ^ | 17 | 16 | 348 | 20.6 | 35 | 101 | .347 | 25 | 72 | .347 | 5 | 7 | .714 | 13 | 17 | 30 | 1.8 | 14 | 0 | 12 | 23 | 0 | 12 | 100 | 5.9 | |
| 2021-22 | | | | | | | | | | | | | | | | | | | | | | | | | | |
| 2022-23 | 26 | 3 | 351 | 13.5 | 23 | 79 | .291 | 20 | 61 | .328 | 7 | 10 | .700 | 7 | 37 | 44 | 1.7 | 31 | 0 | 18 | 22 | 0 | 4 | 73 | 2.8 | |
| Total | 139 | 108 | 3562 | 25.6 | 478 | 1224 | .391 | 173 | 546 | .317 | 165 | 215 | .767 | 132 | 290 | 422 | 3.0 | 203 | 2 | 263 | 267 | 4 | 140 | 1291 | 9.3 | |

* South Plains College Stats ^ Pittsburgh Stats



SILVIA
NATIVI

23

SOPHOMORE / GUARD
6-0 / FERRARA, ITALY
BENEDETTO VARCHI

SEASON HIGHS

Points
10 (2x) last vs. UTSA (1/28)

Field Goals
4 (2x) last vs. UTSA (1/28)

Field Goal Attempts
9 vs. UAB (1/26)

3-Point Field Goals
2 (2x) last vs. UTSA (1/28)

3-Point Field Goal Attempts
4 (2x) last vs. UTSA (1/28)

Rebounds
7 (2x) last at North Texas (2/16)

Assists
7 vs. Vanderbilt (12/8)

Blocks
2 (2x) last at North Texas (2/16)

Steals
4 vs. Central Baptist (11/7)

Minutes
36 (2x) last at Rice (2/2)

CAREER HIGHS

Points
13 vs. LSU-Alexandria (11/12/21)

Field Goals
5 vs. LSU-Alexandria (11/12/21)

Field Goal Attempts
9 vs. UAB (1/26)

3-Point Field Goals
2 (5x) last vs. UTSA (1/28)

3-Point Field Goal Attempts
4 (4x) last vs. UTSA (1/28)

Rebounds
11 vs. Florida Atlantic (2/3/22)

Assists
7 (2x) last vs. Vanderbilt (12/8/22)

Blocks
2 (3x) last at North Texas (2/16)

Steals
5 (2x) last at UTEP (2/17/22)

Minutes
41 vs. Rice (2/24/22)

GAME-BY-GAME STATS

| DATE | OPPONENT | GP-GS | MIN | FG | 3FG | FT | O-D-T | PF | A | TO | B | S | TP |
|---------|----------------------|-------|-----|-----|-----|-----|-------|----|---|----|---|---|----|
| Nov. 7 | CENTRAL BAPTIST | 1-0 | 26 | 4-4 | 2-2 | 0-0 | 1-5-6 | 3 | 6 | 1 | 2 | 4 | 10 |
| Nov. 10 | ARKANSAS STATE | 1-0 | 21 | 3-4 | 0-0 | 1-2 | 0-2-2 | 0 | 3 | 1 | 1 | 0 | 7 |
| Nov. 13 | at ULM | 1-0 | 36 | 1-2 | 1-1 | 1-2 | 1-3-4 | 1 | 6 | 2 | 0 | 1 | 4 |
| Nov. 22 | at SMU | 1-1 | 33 | 2-3 | 0-0 | 0-0 | 0-3-3 | 2 | 6 | 2 | 1 | 2 | 4 |
| Nov. 25 | Stetson^ | 1-1 | 25 | 1-3 | 0-2 | 0-0 | 0-2-2 | 3 | 2 | 1 | 1 | 1 | 2 |
| Nov. 26 | Illinois State^ | 1-1 | 26 | 1-3 | 0-0 | 0-0 | 2-0-2 | 0 | 5 | 0 | 0 | 1 | 2 |
| Nov. 27 | George Washington ^ | 1-1 | 26 | 2-3 | 1-1 | 0-0 | 1-2-3 | 2 | 2 | 1 | 0 | 1 | 5 |
| Dec. 3 | ALCORN STATE | 1-1 | 29 | 1-4 | 0-2 | 0-0 | 1-1-2 | 0 | 3 | 1 | 0 | 2 | 2 |
| Dec. 8 | VANDERBILT | 1-1 | 40 | 2-7 | 1-2 | 0-0 | 2-3-5 | 0 | 7 | 2 | 0 | 2 | 5 |
| Dec. 12 | SOUTH ALABAMA | 1-1 | 25 | 1-3 | 0-2 | 0-0 | 0-2-2 | 1 | 6 | 1 | 0 | 1 | 2 |
| Dec. 18 | UTEP* | 1-1 | 20 | 1-2 | 0-1 | 0-0 | 0-2-2 | 2 | 3 | 3 | 0 | 0 | 2 |
| Dec. 29 | at UTSA* | 1-1 | 33 | 0-1 | 0-0 | 0-0 | 0-1-1 | 1 | 1 | 0 | 0 | 0 | 0 |
| Dec. 31 | CHARLOTTE* | 1-1 | 21 | 3-5 | 1-2 | 0-0 | 4-1-5 | 2 | 4 | 0 | 1 | 1 | 7 |
| Jan. 5 | RICE* | 1-1 | 19 | 1-1 | 0-0 | 0-0 | 0-2-2 | 1 | 3 | 2 | 0 | 0 | 2 |
| Jan. 7 | at UTEP* | 1-1 | 28 | 1-2 | 0-0 | 0-0 | 3-1-4 | 2 | 5 | 3 | 0 | 1 | 2 |
| Jan. 11 | NORTH TEXAS* | 1-1 | 30 | 2-5 | 0-2 | 0-0 | 0-3-3 | 1 | 1 | 1 | 0 | 1 | 3 |
| Jan. 14 | at UAB* | 1-1 | 32 | 1-2 | 0-0 | 2-2 | 3-4-7 | 0 | 3 | 2 | 0 | 1 | 4 |
| Jan. 19 | at WKU* | 1-1 | 29 | 2-6 | 1-2 | 0-0 | 2-1-3 | 2 | 1 | 3 | 0 | 2 | 5 |
| Jan. 21 | at Middle Tennessee* | 1-1 | 21 | 0-1 | 0-1 | 0-0 | 1-1-2 | 0 | 1 | 1 | 0 | 0 | 0 |
| Jan. 26 | UAB* | 1-1 | 31 | 3-9 | 0-4 | 0-0 | 1-3-4 | 1 | 1 | 1 | 0 | 0 | 6 |
| Jan. 28 | UTSA* | 1-1 | 29 | 4-8 | 2-4 | 0-0 | 0-0-0 | 2 | 2 | 2 | 0 | 1 | 10 |
| Feb. 2 | at Rice* | 1-1 | 36 | 2-7 | 0-1 | 0-0 | 0-1-1 | 1 | 1 | 0 | 0 | 1 | 4 |
| Feb. 9 | FIU* | 1-1 | 27 | 1-5 | 0-2 | 2-2 | 1-3-4 | 3 | 2 | 2 | 0 | 1 | 4 |
| Feb. 11 | FAU* | 1-1 | 25 | 2-2 | 0-0 | 0-0 | 0-3-3 | 2 | 2 | 4 | 0 | 0 | 4 |
| Feb. 16 | at North Texas* | 1-1 | 26 | 1-3 | 1-1 | 0-0 | 1-6-7 | 2 | 1 | 1 | 2 | 0 | 3 |
| Feb. 18 | at Charlotte* | 1-1 | 31 | 1-2 | 0-1 | 0-0 | 0-4-4 | 1 | 4 | 0 | 1 | 1 | 2 |
| Feb. 23 | WKU* | | | | | | | | | | | | |
| Feb. 25 | MIDDLE TENNESSEE* | | | | | | | | | | | | |
| Mar. 2 | at FIU* | | | | | | | | | | | | |
| Mar. 4 | at FAU | | | | | | | | | | | | |



CAREER STATS

| YEAR | GP | GS | MIN | AVG. | FG | FGA | PCT. | 3FG | 3FGA | PCT. | FT | FTA | PCT. | Rebounds | | | AVG | PF | FO | A | TO | BLK | STL | PTS | AVG |
|--------------|-----------|-----------|-------------|-------------|-----------|------------|-------------|-----------|-----------|-------------|-----------|-----------|-------------|-----------|------------|------------|------------|-----------|----------|------------|-----------|-----------|-----------|------------|------------|
| | | | | | | | | | | | | | | OFF | DEF | TOTAL | | | | | | | | | |
| 2021-22 | 33 | 23 | 756 | 22.9 | 44 | 102 | .431 | 12 | 41 | .293 | 14 | 22 | .636 | 24 | 56 | 80 | 2.4 | 46 | 0 | 69 | 59 | 10 | 40 | 114 | 3.5 |
| 2022-23 | 26 | 23 | 724 | 27.8 | 43 | 97 | .443 | 10 | 33 | .303 | 6 | 8 | .750 | 24 | 59 | 83 | 3.2 | 35 | 0 | 83 | 38 | 9 | 25 | 102 | 3.9 |
| Total | 59 | 46 | 1480 | 25.1 | 87 | 199 | .437 | 22 | 74 | .297 | 20 | 30 | .667 | 48 | 115 | 163 | 2.8 | 81 | 0 | 152 | 97 | 19 | 65 | 216 | 3.7 |



**AMAYA
BRANNON**

SOPHOMORE / GUARD
5-11 / PLANO, TEXAS
PLANO SENIOR HS

24

SEASON HIGHS

Points
18 at ULM (1/13)
Field Goals
8 at ULM (11/13)
Field Goal Attempts
16 vs. Charlotte (12/31)
3-Point Field Goals
2 vs. Charlotte (12/21)
3-Point Field Goal Attempts
5 at UTSA (12/29)
Rebounds
10 (2x) last at UAB (1/14)
Assists
3 (2x) last at WKU (1/19)
Blocks
1 at Middle Tennessee (1/21)
Steals
3 at UTSA (12/29)
Minutes
33 (2x) last at UTEP (1/7)

CAREER HIGHS

Points
18 at ULM (11/13/22)
Field Goals
8 (2x) last at ULM (11/13/22)
Field Goal Attempts
16 vs. Charlotte (12/31/22)
3-Point Field Goals
2 (5x) last vs. Charlotte (12/31/22)
3-Point Field Goal Attempts
5 at UTSA (12/29/22)
Rebounds
10 (2x) last at UAB (1/14/23)
Assists
3 (3x) last at WKU (1/19)
Blocks
1 (5x) last at Middle Tennessee (1/21/23)
Steals
5 vs. Nicholls (11/22/21)
Minutes
37 at Old Dominion (3/2/22)

GAME-BY-GAME STATS

| DATE | OPPONENT | GP-GS | MIN | FG | 3FG | FT | O-D-T | PF | A | TO | B | S | TP |
|---------|----------------------|-------|-----|------|-----|------|--------|----|---|----|---|---|----|
| Nov. 7 | CENTRAL BAPTIST | 1-1 | 22 | 5-11 | 0-3 | 0-0 | 3-5-8 | 2 | 1 | 2 | 0 | 2 | 10 |
| Nov. 10 | ARKANSAS STATE | 1-1 | 26 | 2-5 | 1-2 | 0-0 | 1-4-5 | 3 | 1 | 0 | 0 | 1 | 5 |
| Nov. 13 | at ULM | 1-1 | 32 | 8-14 | 1-2 | 1-1 | 1-8-9 | 1 | 2 | 3 | 0 | 1 | 18 |
| Nov. 22 | at SMU | 1-1 | 29 | 3-6 | 1-1 | 0-0 | 0-1-1 | 3 | 3 | 2 | 0 | 1 | 7 |
| Nov. 25 | Stetson^ | 1-1 | 22 | 2-7 | 0-1 | 2-2 | 3-1-4 | 3 | 1 | 2 | 0 | 0 | 6 |
| Nov. 26 | Illinois State^ | 1-1 | 25 | 3-7 | 0-3 | 1-2 | 2-4-6 | 0 | 2 | 2 | 0 | 0 | 7 |
| Nov. 27 | George Washington ^ | 1-1 | 16 | 1-3 | 0-1 | 0-0 | 1-4-5 | 0 | 1 | 2 | 0 | 0 | 2 |
| Dec. 3 | ALCORN STATE | 1-1 | 28 | 1-6 | 0-2 | 2-2 | 2-2-4 | 3 | 0 | 6 | 0 | 2 | 4 |
| Dec. 8 | VANDERBILT | 1-1 | 17 | 0-4 | 0-0 | 0-0 | 0-3-3 | 1 | 1 | 1 | 0 | 1 | 0 |
| Dec. 12 | SOUTH ALABAMA | 1-1 | 30 | 6-10 | 0-3 | 0-0 | 1-5-6 | 0 | 2 | 3 | 0 | 2 | 12 |
| Dec. 18 | UTEP* | 1-1 | 28 | 2-5 | 0-1 | 0-0 | 0-7-7 | 2 | 1 | 4 | 0 | 1 | 4 |
| Dec. 29 | at UTSA* | 1-1 | 29 | 3-11 | 1-5 | 3-4 | 1-2-3 | 4 | 2 | 4 | 0 | 3 | 10 |
| Dec. 31 | CHARLOTTE* | 1-1 | 33 | 6-16 | 2-4 | 1-2 | 5-5-10 | 4 | 2 | 1 | 0 | 0 | 15 |
| Jan. 5 | RICE* | 1-1 | 26 | 4-6 | 0-0 | 7-9 | 0-4-4 | 3 | 0 | 2 | 0 | 1 | 15 |
| Jan. 7 | at UTEP* | 1-1 | 33 | 3-9 | 1-2 | 6-8 | 1-4-5 | 3 | 0 | 4 | 0 | 1 | 13 |
| Jan. 11 | NORTH TEXAS* | 1-1 | 22 | 1-5 | 1-3 | 0-0 | 0-3-3 | 1 | 1 | 1 | 0 | 1 | 3 |
| Jan. 14 | at UAB* | 1-1 | 22 | 2-8 | 0-0 | 0-0 | 3-7-10 | 2 | 1 | 4 | 0 | 0 | 4 |
| Jan. 19 | at WKU* | 1-1 | 30 | 2-4 | 0-0 | 3-4 | 2-3-5 | 0 | 3 | 5 | 0 | 2 | 7 |
| Jan. 21 | at Middle Tennessee* | 1-1 | 30 | 5-9 | 0-2 | 0-0 | 4-0-4 | 3 | 0 | 2 | 1 | 0 | 10 |
| Jan. 26 | UAB* | 1-1 | 27 | 2-8 | 1-3 | 7-10 | 3-2-5 | 3 | 0 | 2 | 0 | 1 | 12 |
| Jan. 28 | UTSA* | 1-1 | 18 | 3-8 | 0-0 | 2-2 | 2-2-4 | 1 | 2 | 0 | 0 | 0 | 8 |
| Feb. 2 | at Rice* | 1-1 | 31 | 3-4 | 1-2 | 3-3 | 5-3-8 | 1 | 1 | 3 | 0 | 2 | 10 |
| Feb. 9 | FIU* | 1-0 | 19 | 4-5 | 0-1 | 0-0 | 1-1-2 | 1 | 0 | 2 | 0 | 0 | 8 |
| Feb. 11 | FAU* | 1-0 | 21 | 2-7 | 0-0 | 4-4 | 0-1-1 | 1 | 0 | 2 | 0 | 2 | 8 |
| Feb. 16 | at North Texas* | 1-0 | 8 | 0-0 | 0-0 | 0-0 | 0-0-0 | 0 | 0 | 3 | 0 | 1 | 0 |
| Feb. 18 | at Charlotte* | | | | | | | | | | | | |
| Feb. 23 | WKU* | | | | | | | | | | | | |
| Feb. 25 | MIDDLE TENNESSEE* | | | | | | | | | | | | |
| Mar. 2 | at FIU* | | | | | | | | | | | | |
| Mar. 4 | at FAU | | | | | | | | | | | | |

Did Not Play -- Injury



CAREER STATS

| YEAR | GP | GS | MIN | AVG. | FG | FGA | PCT. | 3FG | 3FGA | PCT. | FT | FTA | PCT. | Rebounds | | | AVG | PF | FO | A | TO | BLK | STL | PTS | AVG |
|--------------|-----------|-----------|-------------|-------------|------------|------------|-------------|-----------|-----------|-------------|-----------|------------|-------------|-----------|------------|------------|------------|------------|----------|-----------|------------|----------|-----------|------------|------------|
| | | | | | | | | | | | | | | OFF | DEF | TOTAL | | | | | | | | | |
| 2021-22 | 33 | 21 | 882 | 26.7 | 85 | 189 | .450 | 20 | 50 | .385 | 41 | 59 | .695 | 46 | 98 | 144 | 4.4 | 64 | 1 | 18 | 56 | 4 | 36 | 231 | 7.0 |
| 2022-23 | 25 | 21 | 625 | 25.0 | 73 | 178 | .410 | 10 | 41 | .244 | 42 | 53 | .792 | 41 | 81 | 122 | 4.9 | 45 | 0 | 27 | 62 | 1 | 24 | 198 | 7.9 |
| Total | 58 | 42 | 1507 | 26.0 | 158 | 367 | .431 | 30 | 93 | .323 | 83 | 112 | .741 | 87 | 179 | 266 | 4.6 | 109 | 1 | 45 | 118 | 5 | 61 | 429 | 7.4 |



KATE THOMPSON 32

SOPHOMORE / FORWARD
6-2 / DENHAM SPRINGS, LA.
DENHAM SPRINGS HS / WISCONSIN

SEASON HIGHS

- Points**
7 vs. Central Baptist (11/7)
- Field Goals**
2 (3x) last vs. George Washington (11/27)
- Field Goal Attempts**
4 at SMU (11/22)
- 3-Point Field Goals**
None
- 3-Point Field Goal Attempts**
None
- Rebounds**
6 vs. Central Baptist (11/7)
- Assists**
1 (2x) last vs. South Alabama (12/12)
- Blocks**
1 (3x) last vs. UTEP (12/18)
- Steals**
1 (3x) last vs. Vanderbilt (12/8)
- Minutes**
15 vs. George Washinton (11/27)

CAREER HIGHS

- Points**
14 at McNeese (12/22/21)
- Field Goals**
5 (2x) last at McNeese (12/22/21)
- Field Goal Attempts**
13 at McNeese (12/22/21)
- 3-Point Field Goals**
1 (x) last vs. Charlotte (3/12/22)
- 3-Point Field Goal Attempts**
2 vs. UTSA (1/17/22)
- Rebounds**
8 at McNeese (12/22/21)
- Assists**
3 vs. UTSA (1/17/22)
- Blocks**
3 vs. North Dakota (12/13/20)
- Steals**
2 (3x) last vs. UTEP (2/7/22)
- Minutes**
23 vs. UTSA (1/17/22)

GAME-BY-GAME STATS

| DATE | OPPONENT | GP-GS | MIN | FG | 3FG | FT | O-D-T | PF | A | TO | B | S | TP |
|---------|----------------------|-------|-----|-----|-----|-----|-------|----|---|----|---|---|----|
| Nov. 7 | CENTRAL BAPTIST | 1-0 | 10 | 2-2 | 0-0 | 3-3 | 2-4-6 | 1 | 0 | 1 | 0 | 0 | 7 |
| Nov. 10 | ARKANSAS STATE | 1-0 | 7 | 0-2 | 0-0 | 0-0 | 0-2-2 | 0 | 0 | 0 | 1 | 0 | 0 |
| Nov. 13 | at ULM | 1-0 | 10 | 2-3 | 0-0 | 1-1 | 0-1-1 | 0 | 0 | 0 | 0 | 0 | 5 |
| Nov. 22 | at SMU | 1-0 | 11 | 1-4 | 0-0 | 0-0 | 1-2-3 | 4 | 0 | 2 | 1 | 1 | 2 |
| Nov. 25 | Stetson^ | 1-0 | 11 | 1-3 | 0-0 | 0-0 | 1-0-1 | 0 | 0 | 1 | 0 | 1 | 2 |
| Nov. 26 | Illinois State^ | 1-0 | 8 | 1-2 | 0-0 | 0-0 | 2-0-2 | 4 | 1 | 0 | 0 | 0 | 2 |
| Nov. 27 | George Washington ^ | 1-0 | 15 | 2-2 | 0-0 | 1-2 | 1-3-4 | 3 | 0 | 0 | 0 | 0 | 5 |
| Dec. 3 | ALCORN STATE | 1-0 | 7 | 1-1 | 0-0 | 1-2 | 1-3-4 | 2 | 0 | 1 | 0 | 0 | 3 |
| Dec. 8 | VANDERBILT | 1-0 | 6 | 0-0 | 0-0 | 2-2 | 0-0-0 | 2 | 0 | 0 | 0 | 1 | 2 |
| Dec. 12 | SOUTH ALABAMA | 1-0 | 8 | 1-1 | 0-0 | 0-0 | 0-2-2 | 3 | 1 | 0 | 0 | 0 | 2 |
| Dec. 18 | UTEP* | 1-0 | 7 | 1-1 | 0-0 | 0-0 | 0-2-2 | 0 | 0 | 0 | 1 | 0 | 2 |
| Dec. 29 | at UTSA* | 1-0 | 4 | 0-0 | 0-0 | 0-0 | 1-0-1 | 0 | 0 | 1 | 0 | 0 | 0 |
| Dec. 31 | CHARLOTTE* | | | | | | | | | | | | |
| Jan. 5 | RICE* | | | | | | | | | | | | |
| Jan. 7 | at UTEP* | | | | | | | | | | | | |
| Jan. 11 | NORTH TEXAS* | 1-0 | 5 | 0-0 | 0-0 | 0-0 | 0-0-0 | 0 | 0 | 0 | 0 | 0 | 0 |
| Jan. 14 | at UAB* | 1-0 | 3 | 0-1 | 0-0 | 0-0 | 0-1-1 | 1 | 0 | 0 | 0 | 1 | 0 |
| Jan. 19 | at WKU* | | | | | | | | | | | | |
| Jan. 21 | at Middle Tennessee* | 1-0 | 5 | 0-0 | 0-0 | 0-0 | 0-0-0 | 0 | 0 | 0 | 1 | 1 | 0 |
| Jan. 26 | UAB* | 1-0 | 3 | 0-0 | 0-0 | 0-0 | 0-0-0 | 1 | 0 | 0 | 0 | 0 | 0 |
| Jan. 28 | UTSA* | 1-0 | 4 | 1-1 | 0-0 | 0-0 | 0-1-1 | 2 | 0 | 0 | 0 | 0 | 2 |
| Feb. 2 | at Rice* | 1-0 | 3 | 0-0 | 0-0 | 0-0 | 0-0-0 | 0 | 0 | 0 | 0 | 0 | 0 |
| Feb. 9 | FIU* | | | | | | | | | | | | |
| Feb. 11 | FAU* | | | | | | | | | | | | |
| Feb. 16 | at North Texas* | | | | | | | | | | | | |
| Feb. 18 | at Charlotte* | | | | | | | | | | | | |
| Feb. 23 | WKU* | | | | | | | | | | | | |
| Feb. 25 | MIDDLE TENNESSEE* | | | | | | | | | | | | |
| Mar. 2 | at FIU* | | | | | | | | | | | | |
| Mar. 4 | at FAU | | | | | | | | | | | | |



CAREER STATS

| YEAR | GP | GS | MIN | AVG. | FG | FGA | PCT. | 3FG | 3FGA | PCT. | FT | FTA | PCT. | Rebounds | | | AVG | PF | FO | A | TO | BLK | STL | PTS | AVG |
|--------------|-----------|-----------|------------|-------------|-----------|------------|-------------|----------|----------|-------------|-----------|-----------|-------------|-----------|-----------|------------|------------|------------|----------|-----------|-----------|-----------|-----------|------------|------------|
| | | | | | | | | | | | | | | OFF | DEF | TOTAL | | | | | | | | | |
| 2020-21* | 24 | 3 | 290 | 12.1 | 28 | 84 | .333 | 0 | 2 | .000 | 17 | 29 | .586 | 20 | 42 | 62 | 2.6 | 41 | 0 | 4 | 18 | 6 | 9 | 73 | 3.0 |
| 2021-22 | 33 | 13 | 380 | 11.5 | 45 | 103 | .437 | 3 | 7 | .429 | 28 | 33 | .848 | 24 | 29 | 53 | 1.6 | 47 | 1 | 14 | 34 | 19 | 13 | 121 | 3.7 |
| 2022-23 | 18 | 0 | 126 | 7.0 | 13 | 23 | .565 | 0 | 0 | 0 | 8 | 10 | .800 | 9 | 21 | 30 | 1.7 | 24 | 0 | 2 | 8 | 3 | 4 | 34 | 1.9 |
| Total | 75 | 16 | 794 | 10.6 | 86 | 210 | .410 | 3 | 9 | .333 | 53 | 72 | .736 | 53 | 92 | 145 | 1.9 | 112 | 1 | 20 | 60 | 31 | 23 | 228 | 3.0 |

* Wisconsin Stats



**MACKENZIE
WURM**

33

SOPHOMORE / FORWARD
6-4 / ALLEN, TEXAS
ALLEN HS

SEASON HIGHS

Points
11 at North Texas (2/16)
Field Goals
5 at North Texas (2/16)
Field Goal Attempts
9 (2x) last at UAB (1/14)
3-Point Field Goals
None
3-Point Field Goal Attempts
None
Rebounds
6 (2x) last at UTEP (1/7)
Assists
2 (3x) vs. Alcorn State (12/3)
Blocks
5 at UAB (1/14)
Steals
2 at WKU (1/19)
Minutes
25 vs. UTSA (1/28)

CAREER HIGHS

Points
12 at McNeese (12/22/21)
Field Goals
5 at North Texas (2/16/23)
Field Goal Attempts
9 (2X) last at UAB (1/14/23)
3-Point Field Goals
None
3-Point Field Goal Attempts
None
Rebounds
12 at McNeese (12/21/22)
Assists
2 vs. Central Baptist (11/7/22)
Blocks
5 at UAB (1/14)
Steals
2 at WKU (1/19)
Minutes
25 vs. UTSA (1/28)

GAME-BY-GAME STATS

| DATE | OPPONENT | GP-GS | MIN | FG | 3FG | FT | O-D-T | PF | A | TO | B | S | TP |
|---------|----------------------|-------|-----|-----|-----|-----|--------------|----|---|----|---|---|----|
| Nov. 7 | CENTRAL BAPTIST | 1-0 | 7 | 1-1 | 0-0 | 3-4 | 0-4-4 | 1 | 2 | 0 | 1 | 0 | 5 |
| Nov. 10 | ARKANSAS STATE | 1-0 | 1 | 0-0 | 0-0 | 0-0 | 0-0-0 | 1 | 0 | 0 | 0 | 0 | 0 |
| Nov. 13 | at ULM | | | | | | Did Not Play | | | | | | |
| Nov. 22 | at SMU | 1-0 | 5 | 0-0 | 0-0 | 0-0 | 0-1-1 | 0 | 0 | 0 | 1 | 0 | 0 |
| Nov. 25 | Stetson^ | 1-0 | 5 | 2-2 | 0-0 | 0-0 | 0-1-1 | 1 | 0 | 0 | 3 | 1 | 4 |
| Nov. 26 | Illinois State^ | 1-0 | 11 | 3-6 | 0-0 | 0-0 | 0-1-1 | 1 | 0 | 0 | 1 | 1 | 6 |
| Nov. 27 | George Washington^ | 1-0 | 5 | 0-1 | 0-0 | 0-0 | 0-1-1 | 0 | 1 | 1 | 2 | 0 | 0 |
| Dec. 3 | ALCORN STATE | 1-0 | 5 | 1-3 | 0-0 | 2-2 | 2-0-2 | 2 | 0 | 1 | 0 | 1 | 4 |
| Dec. 8 | VANDERBILT | 1-0 | 8 | 2-3 | 0-0 | 1-1 | 1-1-2 | 0 | 0 | 1 | 1 | 0 | 5 |
| Dec. 12 | SOUTH ALABAMA | 1-0 | 7 | 2-4 | 0-0 | 0-0 | 2-3-5 | 1 | 0 | 1 | 0 | 0 | 4 |
| Dec. 18 | UTEP* | 1-0 | 8 | 0-0 | 0-0 | 0-0 | 0-1-1 | 0 | 0 | 0 | 1 | 0 | 0 |
| Dec. 29 | at UTSA* | 1-1 | 20 | 0-0 | 0-0 | 5-5 | 0-5-5 | 2 | 0 | 1 | 3 | 0 | 5 |
| Dec. 31 | CHARLOTTE* | 1-1 | 24 | 4-9 | 0-0 | 0-0 | 1-5-6 | 1 | 0 | 2 | 3 | 0 | 8 |
| Jan. 5 | RICE* | 1-1 | 21 | 1-5 | 0-0 | 2-4 | 0-3-3 | 3 | 0 | 1 | 3 | 0 | 4 |
| Jan. 7 | at UTEP* | 1-1 | 21 | 2-4 | 0-0 | 0-0 | 1-5-6 | 2 | 1 | 0 | 1 | 0 | 4 |
| Jan. 11 | NORTH TEXAS* | 1-1 | 20 | 2-2 | 0-0 | 0-0 | 0-4-4 | 1 | 1 | 3 | 1 | 0 | 4 |
| Jan. 14 | at UAB* | 1-1 | 23 | 3-9 | 0-0 | 0-0 | 0-4-4 | 1 | 0 | 2 | 5 | 1 | 6 |
| Jan. 19 | at WKU* | 1-1 | 13 | 2-3 | 0-0 | 2-2 | 1-1-2 | 0 | 0 | 0 | 0 | 2 | 6 |
| Jan. 21 | at Middle Tennessee* | 1-0 | 14 | 2-8 | 0-1 | 0-0 | 1-0-1 | 2 | 0 | 1 | 1 | 0 | 4 |
| Jan. 26 | UAB* | 1-1 | 20 | 2-4 | 0-0 | 0-0 | 1-3-4 | 4 | 1 | 0 | 0 | 0 | 4 |
| Jan. 28 | UTSA* | 1-1 | 25 | 0-4 | 0-1 | 3-6 | 0-3-3 | 1 | 1 | 2 | 4 | 1 | 3 |
| Feb. 2 | at Rice* | 1-1 | 15 | 3-5 | 0-0 | 0-0 | 0-2-2 | 1 | 0 | 0 | 2 | 1 | 6 |
| Feb. 9 | FIU* | 1-0 | 11 | 1-2 | 0-0 | 0-0 | 0-1-1 | 1 | 0 | 0 | 1 | 0 | 2 |
| Feb. 11 | FAU* | 1-0 | 8 | 0-2 | 0-0 | 0-0 | 1-1-2 | 1 | 0 | 0 | 1 | 0 | 0 |
| Feb. 16 | at North Texas* | 1-0 | 15 | 5-6 | 0-0 | 1-3 | 2-2-4 | 1 | 0 | 0 | 0 | 1 | 11 |
| Feb. 18 | at Charlotte* | 1-0 | 17 | 2-6 | 0-0 | 0-0 | 1-3-4 | 3 | 0 | 1 | 2 | 0 | 4 |
| Feb. 23 | WKU* | | | | | | | | | | | | |
| Feb. 25 | MIDDLE TENNESSEE* | | | | | | | | | | | | |
| Mar. 2 | at FIU* | | | | | | | | | | | | |
| Mar. 4 | at FAU | | | | | | | | | | | | |



CAREER STATS

| YEAR | GP | GS | MIN | AVG. | FG | FGA | PCT. | 3FG | 3FGA | PCT. | FT | FTA | PCT. | Rebounds | | | AVG | PF | FO | A | TO | BLK | STL | PTS | AVG |
|--------------|-----------|-----------|------------|-------------|-----------|------------|-------------|----------|----------|-------------|-----------|-----------|-------------|-----------|-----------|-----------|------------|-----------|----------|----------|-----------|-----------|-----------|------------|------------|
| | | | | | | | | | | | | | | OFF | DEF | TOTAL | | | | | | | | | |
| 2021-22 | 13 | 0 | 60 | 4.6 | 7 | 19 | .368 | 0 | 0 | 0 | 8 | 10 | .800 | 6 | 15 | 21 | 1.6 | 7 | 0 | 1 | 3 | 5 | 2 | 22 | 1.7 |
| 2022-23 | 25 | 10 | 329 | 13.2 | 40 | 89 | .449 | 0 | 2 | .000 | 19 | 27 | .704 | 14 | 54 | 68 | 2.8 | 31 | 0 | 7 | 17 | 37 | 9 | 99 | 4.0 |
| Total | 38 | 10 | 390 | 10.3 | 47 | 108 | .435 | 0 | 2 | .000 | 27 | 37 | .730 | 20 | 70 | 90 | 2.4 | 38 | 0 | 8 | 20 | 42 | 11 | 121 | 3.2 |



**AYEN
ANGOI**

34

FRESHMAN / FORWARD
6-0 / DALLAS, TEXAS
BISHOP LYNCH HS

SEASON HIGHS

Points
4 vs. Central Baptist (11/7)
Field Goals
2 vs. Central Baptist (11/7)
Field Goal Attempts
2 (2x) last vs. Stetson (11/25)
3-Point Field Goals
None
3-Point Field Goal Attempts
None
Rebounds
3 vs. Central Baptist (11/7)
Assists
None
Blocks
None
Steals
1 vs. Central Baptist (11/7)
Minutes
8 vs. Central Baptist (11/7)

CAREER HIGHS

Points
Same
Field Goals
Same
Field Goal Attempts
Same
3-Point Field Goals
None
3-Point Field Goal Attempts
None
Rebounds
Same
Assists
None
Blocks
None
Steals
Same
Minutes
Same

GAME-BY-GAME STATS

| DATE | OPPONENT | GP-GS | MIN | FG | 3FG | FT | O-D-T | PF | A | TO | B | S | TP |
|---------|----------------------|-------|-----|-----|-----|-----|-------|----|---|----|---|---|--------------|
| Nov. 7 | CENTRAL BAPTIST | 1-0 | 8 | 2-2 | 0-0 | 0-0 | 1-2-3 | 1 | 0 | 0 | 0 | 1 | 4 |
| Nov. 10 | ARKANSAS STATE | | | | | | | | | | | | Did Not Play |
| Nov. 13 | at ULM | | | | | | | | | | | | Did Not Play |
| Nov. 22 | at SMU | | | | | | | | | | | | Did Not Play |
| Nov. 25 | Stetson^ | 1-0 | 3 | 1-2 | 0-0 | 0-0 | 1-0-1 | 0 | 0 | 0 | 0 | 0 | 2 |
| Nov. 26 | Illinois State^ | 1-0 | 5 | 1-1 | 0-0 | 0-0 | 0-0-0 | 0 | 0 | 0 | 0 | 0 | 2 |
| Nov. 27 | George Washington ^ | 1-0 | 2 | 1-1 | 0-0 | 0-0 | 0-1-1 | 0 | 0 | 0 | 0 | 0 | 2 |
| Dec. 3 | ALCORN STATE | | | | | | | | | | | | Did Not Play |
| Dec. 8 | VANDERBILT | | | | | | | | | | | | Did Not Play |
| Dec. 12 | SOUTH ALABAMA | 1-0 | 3 | 0-0 | 0-0 | 0-0 | 0-2-2 | 0 | 0 | 0 | 0 | 0 | 0 |
| Dec. 18 | UTEP* | | | | | | | | | | | | Did Not Play |
| Dec. 29 | at UTSA* | | | | | | | | | | | | Did Not Play |
| Dec. 31 | CHARLOTTE* | | | | | | | | | | | | Did Not Play |
| Jan. 5 | RICE* | 1-0 | 0 | 0-0 | 0-0 | 0-0 | 0-0-0 | 1 | 0 | 0 | 0 | 0 | 0 |
| Jan. 7 | at UTEP* | 1-0 | 0 | 0-0 | 0-0 | 0-0 | 0-0-0 | 0 | 0 | 0 | 0 | 0 | 0 |
| Jan. 11 | NORTH TEXAS* | 1-0 | 2 | 0-0 | 0-0 | 0-0 | 0-0-0 | 0 | 0 | 0 | 0 | 0 | 0 |
| Jan. 14 | at UAB* | | | | | | | | | | | | Did Not Play |
| Jan. 19 | at WKU* | | | | | | | | | | | | Did Not Play |
| Jan. 21 | at Middle Tennessee* | | | | | | | | | | | | Did Not Play |
| Jan. 26 | UAB* | | | | | | | | | | | | Did Not Play |
| Jan. 28 | UTSA* | | | | | | | | | | | | Did Not Play |
| Feb. 2 | at Rice* | | | | | | | | | | | | Did Not Play |
| Feb. 9 | FIU* | | | | | | | | | | | | Did Not Play |
| Feb. 11 | FAU* | | | | | | | | | | | | Did Not Play |
| Feb. 16 | at North Texas* | 2 | 0 | 0-0 | 0-0 | 0-0 | 0-0-0 | 2 | 0 | 2 | 0 | 0 | 0 |
| Feb. 18 | at Charlotte* | | | | | | | | | | | | Did Not Play |
| Feb. 23 | WKU* | | | | | | | | | | | | Did Not Play |
| Feb. 25 | MIDDLE TENNESSEE* | | | | | | | | | | | | Did Not Play |
| Mar. 2 | at FIU* | | | | | | | | | | | | Did Not Play |
| Mar. 4 | at FAU | | | | | | | | | | | | Did Not Play |



CAREER STATS

| YEAR | GP | GS | MIN | AVG. | FG | FGA | PCT. | 3FG | 3FGA | PCT. | FT | FTA | PCT. | Rebounds | | | AVG | PF | FO | A | TO | BLK | STL | PTS | AVG |
|--------------|----------|----------|-----------|------------|----------|----------|-------------|----------|----------|-------------|----------|----------|-------------|----------|----------|----------|------------|----------|----------|----------|----------|----------|----------|-----------|------------|
| | | | | | | | | | | | | | | OFF | DEF | TOTAL | | | | | | | | | |
| 2022-23 | 9 | 0 | 27 | 3.0 | 5 | 6 | .833 | 0 | 0 | .000 | 0 | 0 | .000 | 2 | 5 | 7 | 0.8 | 4 | 0 | 0 | 2 | 0 | 1 | 10 | 1.1 |
| Total | 9 | 0 | 27 | 3.0 | 5 | 6 | .833 | 0 | 0 | .000 | 0 | 0 | .000 | 2 | 5 | 7 | 0.8 | 4 | 0 | 0 | 0 | 0 | 1 | 10 | 1.1 |



ANNA LARR ROBERSON 44

JUNIOR / FORWARD
6-3 / RUSTON, LOUISIANA
CEDAR CREEK HS

SEASON HIGHS

- Points**
23 vs. Vanderbilt (12/8)
- Field Goals**
10 vs. Vanderbilt (12/8)
- Field Goal Attempts**
15 (2x) last at Charlotte (2/18)
- 3-Point Field Goals**
1 vs. Stetson (11/25)
- 3-Point Field Goal Attempts**
1 (3x) last vs. Alcorn State (12/3)
- Rebounds**
15 vs. South Alabama (12/12)
- Assists**
2 (2x) last vs. George Washington (11/27)
- Blocks**
2 vs. Alcorn State (12/3)
- Steals**
1 (7x) last at North Texas (2/16)
- Minutes**
33 at Charlotte (2/18)

CAREER HIGHS

- Points**
44 vs. Rice (2/24/22)
- Field Goals**
20 vs. Rice (2/24/22)
- Field Goal Attempts**
28 vs. Rice (2/24/22)
- 3-Point Field Goals**
1, (9x) last vs. Stetson (11/25)
- 3-Point Field Goal Attempts**
3 at Rice (2/26/21)
- Rebounds**
15 (3x) last vs. South Alabama (12/12/22)
- Assists**
3 (2x) last at Marshall (12/30/21)
- Blocks**
4 (2x) last vs. North Texas (2/5/21)
- Steals**
3 (3x) last vs. Middle Tennessee (3/11/22)
- Minutes**
44 vs. Rice (2/24/22)

GAME-BY-GAME STATS

| DATE | OPPONENT | GP-GS | MIN | FG | 3FG | FT | O-D-T | PF | A | TO | B | S | TP |
|---------|----------------------|-------|-----|-------|-----|------|---------|----|---|----|---|---|------------------------|
| Nov. 7 | CENTRAL BAPTIST | 1-1 | 21 | 4-8 | 0-1 | 3-4 | 1-6-7 | 3 | 2 | 1 | 0 | 1 | 11 |
| Nov. 10 | ARKANSAS STATE | 1-1 | 31 | 4-8 | 0-0 | 2-2 | 3-4-7 | 2 | 0 | 1 | 1 | 1 | 10 |
| Nov. 13 | at ULM | 1-1 | 30 | 6-11 | 0-0 | 1-1 | 1-9-10 | 3 | 1 | 1 | 0 | 0 | 13 |
| Nov. 22 | at SMU | 1-1 | 23 | 4-7 | 0-0 | 1-2 | 1-3-4 | 4 | 0 | 2 | 0 | 1 | 9 |
| Nov. 25 | Stetson^ | 1-1 | 24 | 8-11 | 1-1 | 2-2 | 1-9-10 | 2 | 0 | 1 | 1 | 0 | 19 |
| Nov. 26 | Illinois State^ | 1-1 | 23 | 2-8 | 0-0 | 3-3 | 0-7-7 | 1 | 1 | 2 | 0 | 1 | 7 |
| Nov. 27 | George Washington ^ | 1-1 | 20 | 6-10 | 0-0 | 2-4 | 2-7-9 | 1 | 2 | 0 | 1 | 1 | 14 |
| Dec. 3 | ALCORN STATE | 1-1 | 29 | 4-10 | 0-1 | 9-12 | 5-5-10 | 3 | 0 | 3 | 2 | 1 | 17 |
| Dec. 8 | VANDERBILT | 1-1 | 31 | 10-15 | 0-0 | 3-5 | 1-0-1 | 3 | 1 | 3 | 1 | 0 | 23 |
| Dec. 12 | SOUTH ALABAMA | 1-1 | 25 | 6-10 | 0-0 | 1-1 | 3-12-15 | 1 | 1 | 2 | 1 | 0 | 13 |
| Dec. 18 | UTEP* | 1-1 | 25 | 3-5 | 1-1 | 2-2 | 0-2-2 | 2 | 0 | 2 | 0 | 0 | 9 |
| Dec. 29 | at UTSA* | | | | | | | | | | | | Did Not Play -- Injury |
| Dec. 31 | CHARLOTTE* | | | | | | | | | | | | Did Not Play -- Injury |
| Jan. 5 | RICE* | | | | | | | | | | | | Did Not Play -- Injury |
| Jan. 7 | at UTEP* | | | | | | | | | | | | Did Not Play -- Injury |
| Jan. 11 | NORTH TEXAS* | | | | | | | | | | | | Did Not Play -- Injury |
| Jan. 14 | at UAB* | | | | | | | | | | | | Did Not Play -- Injury |
| Jan. 19 | at WKU* | 1-0 | 24 | 3-5 | 0-0 | 2-2 | 2-6-8 | 2 | 0 | 0 | 1 | 0 | 8 |
| Jan. 21 | at Middle Tennessee* | 1-0 | 17 | 0-7 | 0-1 | 2-2 | 0-6-6 | 3 | 0 | 0 | 1 | 0 | 2 |
| Jan. 26 | UAB* | | | | | | | | | | | | Did Not Play -- Injury |
| Jan. 28 | UTSA* | | | | | | | | | | | | Did Not Play -- Injury |
| Feb. 2 | at Rice* | | | | | | | | | | | | Did Not Play -- Injury |
| Feb. 9 | FIU* | 1-1 | 25 | 6-8 | 0-0 | 4-4 | 2-1-3 | 3 | 0 | 1 | 1 | 2 | 16 |
| Feb. 11 | FAU* | 1-1 | 26 | 6-11 | 0-1 | 4-4 | 2-3-5 | 1 | 0 | 1 | 0 | 0 | 16 |
| Feb. 16 | at North Texas* | 1-1 | 24 | 1-7 | 0-0 | 4-8 | 7-4-11 | 1 | 0 | 2 | 1 | 1 | 6 |
| Feb. 18 | at Charlotte* | 1-1 | 33 | 9-15 | 0-0 | 3-5 | 1-2-3 | 4 | 1 | 5 | 0 | 0 | 21 |
| Feb. 23 | WKU* | | | | | | | | | | | | |
| Feb. 25 | MIDDLE TENNESSEE* | | | | | | | | | | | | |
| Mar. 2 | at FIU* | | | | | | | | | | | | |
| Mar. 4 | at FAU | | | | | | | | | | | | |



CAREER STATS

| YEAR | GP | GS | MIN | AVG. | FG | FGA | PCT. | 3FG | 3FGA | PCT. | FT | FTA | PCT. | Rebounds | | | AVG | PF | FO | A | TO | BLK | STL | PTS | AVG |
|--------------|------------|-----------|-------------|-------------|------------|------------|-------------|-----------|-----------|-------------|------------|------------|-------------|------------|------------|------------|------------|------------|----------|-----------|------------|-----------|-----------|-------------|-------------|
| | | | | | | | | | | | | | | OFF | DEF | TOTAL | | | | | | | | | |
| 2019-20 | 30 | 15 | 603 | 20.1 | 81 | 157 | .516 | 1 | 4 | .250 | 38 | 56 | .679 | 69 | 95 | 164 | 5.5 | 50 | 0 | 12 | 30 | 15 | 15 | 201 | 6.7 |
| 2020-21 | 24 | 11 | 611 | 25.5 | 103 | 213 | .484 | 4 | 11 | .364 | 61 | 70 | .871 | 56 | 115 | 171 | 7.1 | 60 | 1 | 7 | 25 | 16 | 21 | 271 | 11.3 |
| 2021-22 | 32 | 32 | 999 | 31.2 | 192 | 369 | .520 | 3 | 14 | .214 | 98 | 117 | .838 | 67 | 206 | 273 | 8.5 | 83 | 1 | 24 | 49 | 28 | 28 | 485 | 15.2 |
| 2022-23 | 17 | 16 | 430 | 25.3 | 82 | 156 | .526 | 2 | 6 | .333 | 48 | 63 | .762 | 32 | 86 | 118 | 6.9 | 39 | 0 | 9 | 27 | 11 | 9 | 214 | 12.6 |
| Total | 103 | 74 | 2652 | 25.7 | 458 | 895 | .511 | 10 | 35 | .286 | 245 | 306 | .801 | 224 | 502 | 726 | 7.0 | 232 | 2 | 52 | 131 | 70 | 73 | 1171 | 11.4 |



**ANJA
BUKVIC**

45

FRESHMAN / GUARD
5-10 / BELGRADE, SERBIA
V ECONOMIC SCHOOL

SEASON HIGHS

- Points**
5 vs. Central Baptist (11/7)
- Field Goals**
2 vs. Central Baptist (11/7)
- Field Goal Attempts**
3 (2x) last vs. South Alabama (12/12)
- 3-Point Field Goals**
1 vs. Central Baptist (11/7)
- 3-Point Field Goal Attempts**
1 vs. Central Baptist (11/7)
- Rebounds**
2 vs. Illinois State (11/26)
- Assists**
1 (2x) last vs. George Washington (11/27)
- Blocks**
None
- Steals**
1 vs Illinois State (11/26)
- Minutes**
10 vs Illinois State (11/26)

CAREER HIGHS

- Points**
Same
- Field Goals**
Same
- Field Goal Attempts**
Same
- 3-Point Field Goals**
Same
- 3-Point Field Goal Attempts**
Same
- Rebounds**
None
- Assists**
Same
- Blocks**
None
- Steals**
None
- Minutes**
Same

GAME-BY-GAME STATS

| DATE | OPPONENT | GP-GS | MIN | FG | 3FG | FT | O-D-T | PF | A | TO | B | S | TP |
|---------|----------------------|-------|-----|-----|-----|-----|-------|----|---|----|---|---|--------------|
| Nov. 7 | CENTRAL BAPTIST | 1-0 | 4 | 2-3 | 1-1 | 0-0 | 0-0-0 | 0 | 1 | 0 | 0 | 0 | 5 |
| Nov. 10 | ARKANSAS STATE | | | | | | | | | | | | Did Not Play |
| Nov. 13 | at ULM | 1-0 | 1 | 0-0 | 0-0 | 0-0 | 0-0-0 | 0 | 0 | 0 | 0 | 0 | 0 |
| Nov. 22 | at SMU | | | | | | | | | | | | Did Not Play |
| Nov. 25 | Stetson^ | 1-0 | 3 | 0-0 | 0-0 | 2-2 | 0-0-0 | 0 | 0 | 0 | 0 | 0 | 0 |
| Nov. 26 | Illinois State^ | 1-0 | 10 | 1-2 | 0-0 | 2-2 | 0-2-2 | 1 | 0 | 1 | 0 | 1 | 4 |
| Nov. 27 | George Washington ^ | 1-0 | 2 | 1-1 | 0-0 | 0-0 | 0-0-0 | 0 | 1 | 0 | 0 | 0 | 2 |
| Dec. 3 | ALCORN STATE | 1-0 | 5 | 0-0 | 0-0 | 0-0 | 0-1-1 | 0 | 0 | 1 | 0 | 0 | 0 |
| Dec. 8 | VANDERBILT | | | | | | | | | | | | Did Not Play |
| Dec. 12 | SOUTH ALABAMA | 1-0 | 5 | 1-3 | 0-0 | 0-0 | 0-0-0 | 0 | 0 | 0 | 0 | 0 | 2 |
| Dec. 18 | UTEP* | | | | | | | | | | | | Did Not Play |
| Dec. 29 | at UTSA* | | | | | | | | | | | | Did Not Play |
| Dec. 31 | CHARLOTTE* | | | | | | | | | | | | Did Not Play |
| Jan. 5 | RICE* | | | | | | | | | | | | Did Not Play |
| Jan. 7 | at UTEP* | | | | | | | | | | | | Did Not Play |
| Jan. 11 | NORTH TEXAS* | 1-0 | 1 | 0-0 | 0-0 | 2-2 | 0-0-0 | 0 | 0 | 0 | 0 | 0 | 2 |
| Jan. 14 | at UAB* | | | | | | | | | | | | Did Not Play |
| Jan. 19 | at WKU* | 1-0 | 2 | 0-1 | 0-0 | 0-0 | 0-0-0 | 0 | 0 | 0 | 0 | 0 | 0 |
| Jan. 21 | at Middle Tennessee* | | | | | | | | | | | | Did Not Play |
| Jan. 26 | UAB* | | | | | | | | | | | | Did Not Play |
| Jan. 28 | UTSA* | | | | | | | | | | | | Did Not Play |
| Feb. 2 | at Rice* | | | | | | | | | | | | Did Not Play |
| Feb. 9 | FIU* | | | | | | | | | | | | Did Not Play |
| Feb. 11 | FAU* | | | | | | | | | | | | Did Not Play |
| Feb. 16 | at North Texas* | 1-0 | 1 | 0-0 | 0-0 | 1-2 | 0-0-0 | 0 | 0 | 1 | 0 | 0 | 1 |
| Feb. 18 | at Charlotte* | | | | | | | | | | | | Did Not Play |
| Feb. 23 | WKU* | | | | | | | | | | | | Did Not Play |
| Feb. 25 | MIDDLE TENNESSEE* | | | | | | | | | | | | Did Not Play |
| Mar. 2 | at FIU* | | | | | | | | | | | | Did Not Play |
| Mar. 4 | at FAU | | | | | | | | | | | | Did Not Play |



CAREER STATS

| YEAR | GP | GS | MIN | AVG. | FG | FGA | PCT. | 3FG | 3FGA | PCT. | FT | FTA | PCT. | Rebounds | | | AVG | PF | FO | A | TO | BLK | STL | PTS | AVG |
|--------------|-----------|----------|-----------|------------|----------|-----------|-------------|----------|----------|--------------|----------|----------|-------------|----------|----------|----------|------------|----------|----------|----------|----------|----------|----------|-----------|------------|
| | | | | | | | | | | | | | | OFF | DEF | TOTAL | | | | | | | | | |
| 2022-23 | 10 | 0 | 35 | 3.5 | 5 | 10 | .500 | 1 | 1 | 1.000 | 7 | 8 | .875 | 0 | 3 | 3 | 0.3 | 1 | 0 | 2 | 3 | 0 | 1 | 18 | 1.8 |
| Total | 10 | 0 | 35 | 3.5 | 5 | 10 | .500 | 1 | 1 | 1.000 | 7 | 8 | .875 | 0 | 3 | 3 | 0.3 | 1 | 0 | 2 | 3 | 0 | 1 | 18 | 1.8 |

GAME-BY-GAME BOX SCORES

| CHARLOTTE 66, LOUISIANA TECH 57 GAME 13 • 12-31-22 • RUSTON, LA. | | | | | | | | | | | | | LOUISIANA TECH 79, RICE 74 GAME 14 • 1-5-23 • RUSTON, LA. | | | | | | | | | | | | | UTEP 72, LOUISIANA TECH 66 GAME 15 • 1-7-23 • EL PASO, TEXAS | | | | | | | | | | | | | | | | | | | | | | | | | | | | | |
|---------------------------------------------------------------------|-----------|-----|----------|------|-------|-------|--------|----|----|----|---|----|--------------------------------------------------------------|-----------------------------------------------------|---------------|-----|----------|-------|-------|-------|-------|----|----|----|---|-----------------------------------------------------------------|----------------------------------------------------|-----------------------------------------------------|----------|----------|----------|-------|-------|-------|-------|-------|----|----|----|----|------------|----|------|----|-----|-----|-----|-----|-------|----|---|---|----|---|---|
| ## | CLT | GS | MIN | FG | 3FG | FT | REB | PF | A | TO | B | S | TP | ## | RICE | GS | MIN | FG | 3FG | FT | REB | PF | A | TO | B | S | TP | ## | UTEP | GS | MIN | FG | 3FG | FT | REB | PF | A | TO | B | S | TP | | | | | | | | | | | | | | |
| 1 | McGraw | * | 31 | 8-13 | 0-0 | 1-2 | 4-5-9 | 2 | 1 | 1 | 0 | 0 | 17 | 21 | Fisher | * | 27 | 3-6 | 2-3 | 4-4 | 1-3-4 | 3 | 1 | 0 | 2 | 12 | 21 | Arike | * | 21 | 2-6 | 0-1 | 4-4 | 0-0-0 | 4 | 2 | 6 | 0 | 8 | | | | | | | | | | | | | | | | |
| 31 | McBert | * | 17 | 3-6 | 0-1 | 0-0 | 1-5-6 | 2 | 0 | 2 | 0 | 1 | 6 | 22 | Austin | * | 34 | 5-13 | 1-6 | 7-8 | 1-4-5 | 4 | 0 | 2 | 1 | 2 | 18 | 24 | Tac | * | 32 | 4-10 | 0-1 | 3-5 | 4-4-8 | 3 | 2 | 1 | 0 | 11 | | | | | | | | | | | | | | | |
| 10 | Lawrence | * | 26 | 1-9 | 0-3 | 4-4 | 1-2-3 | 3 | 2 | 4 | 0 | 2 | 6 | 3 | Crosthwait | * | 37 | 3-7 | 3-7 | 2-2 | 0-3-3 | 2 | 1 | 1 | 0 | 1 | 11 | 1 | Jackson | * | 30 | 6-10 | 3-7 | 0-0 | 2-3-5 | 2 | 1 | 2 | 0 | 1 | 15 | | | | | | | | | | | | | | |
| 15 | McMillian | * | 34 | 1-8 | 0-1 | 5-6 | 1-3-4 | 1 | 9 | 1 | 1 | 1 | 7 | 5 | Jackson | * | 37 | 4-15 | 0-1 | 2-2 | 3-3-6 | 3 | 2 | 0 | 4 | 10 | 11 | Boyd | * | 38 | 3-12 | 3-5 | 2-2 | 0-1-1 | 0 | 5 | 2 | 0 | 1 | 11 | | | | | | | | | | | | | | | |
| 20 | Busick | * | 35 | 2-5 | 2-3 | 3-4 | 1-7-8 | 0 | 0 | 0 | 1 | 2 | 9 | 32 | Gooden | * | 22 | 3-3 | 2-2 | 0-0 | 1-3-4 | 3 | 2 | 1 | 0 | 0 | 8 | 15 | Crouse | * | 29 | 3-5 | 2-2 | 3-3 | 1-2-3 | 3 | 2 | 2 | 0 | 2 | 11 | | | | | | | | | | | | | | |
| 0 | Wade | * | 21 | 4-7 | 0-2 | 1-1 | 3-2-5 | 1 | 3 | 1 | 0 | 0 | 9 | 2 | Ennis | * | 6 | 0-1 | 0-1 | 0-0 | 0-1-1 | 0 | 0 | 1 | 0 | 1 | 0 | 0 | 2 | Wilson | * | 8 | 1-1 | 0-0 | 0-0 | 0-0-0 | 2 | 0 | 2 | 0 | 2 | 2 | | | | | | | | | | | | | |
| 3 | Davis | * | 24 | 4-6 | 4-6 | 0-0 | 0-3-3 | 2 | 0 | 0 | 0 | 0 | 12 | 12 | Bellamy | * | 19 | 5-6 | 0-0 | 1-2 | 1-1-2 | 2 | 0 | 1 | 1 | 0 | 11 | 12 | Marks | * | 10 | 1-3 | 0-0 | 0-0 | 3-2-5 | 0 | 2 | 1 | 0 | 1 | 2 | | | | | | | | | | | | | | |
| 5 | Young | * | 3 | 0-0 | 0-0 | 0-0 | 0-1-1 | 1 | 2 | 0 | 0 | 0 | 0 | 30 | Owens-Barnett | * | 18 | 0-3 | 0-1 | 4-6 | 0-2-2 | 3 | 3 | 1 | 0 | 0 | 4 | 13 | Lipe | * | 10 | 3-6 | 2-4 | 0-0 | 0-2-2 | 1 | 0 | 1 | 0 | 1 | 8 | | | | | | | | | | | | | | |
| 13 | Hueston | * | 5 | 0-0 | 0-0 | 0-0 | 0-0-0 | 0 | 0 | 1 | 1 | 0 | 0 | Team | | | 20023-54 | 8-21 | 20-24 | 9-22 | 21-31 | 20 | 15 | 10 | 3 | 9 | 74 | 23 | Cabral | * | 5 | 0-0 | 0-0 | 2-2 | 0-1-1 | 1 | 2 | 0 | 0 | 0 | 2 | | | | | | | | | | | | | | |
| 23 | Roach | * | 1 | 0-2 | 0-2 | 0-0 | 0-0-0 | 0 | 0 | 0 | 0 | 0 | 0 | FG's (1st Half: 11-29 37.9%; 2nd Half: 12-25 48.0%) | | | | | | | | | | | | | | 25 | Montrose | * | 17 | 0-2 | 0-1 | 2-2 | 0-0-0 | 2 | 0 | 2 | 0 | 2 | 2 | | | | | | | | | | | | | | |
| 44 | Middleton | * | 3 | 0-1 | 0-0 | 0-0 | 0-0-0 | 1 | 0 | 1 | 0 | 0 | 0 | 3FG's (1st Half: 3-8 37.5%; 2nd Half: 5-13 38.5%) | | | | | | | | | | | | | | Team | | | 20023-55 | 10-21 | 16-18 | 14-16 | 30-16 | 16 | 16 | 0 | 8 | 72 | | | | | | | | | | | | | | | |
| Team | | | 20023-57 | 6-18 | 14-17 | 12-29 | 41-13 | 17 | 12 | 6 | 3 | 66 | FT's (1st Half: 5-6 83.3%; 2nd Half: 15-18 83.3%) | | | | | | | | | | | | | | | FG's (1st Half: 12-26 46.2%; 2nd Half: 11-29 37.9%) | | | | | | | | | | | | | | | | | | | | | | | | | | | |
| FG's (1st Half: 11-30 36.7%; 2nd Half: 12-27 44.4%) | | | | | | | | | | | | | | ## LA Tech | GS | MIN | FG | 3FG | FT | REB | PF | A | TO | B | S | TP | 3FG's (1st Half: 4-10 40.0%; 2nd Half: 2-8 25.0%) | | | | | | | | | | | | | | ## LA Tech | GS | MIN | FG | 3FG | FT | REB | PF | A | TO | B | S | TP | | |
| FT's (1st Half: 3-5 60.0%; 2nd Half: 11-12 91.7%) | | | | | | | | | | | | | | 33 | Wurm | * | 21 | 1-5 | 0-0 | 2-4 | 0-3-3 | 3 | 0 | 1 | 3 | 0 | 4 | FT's (1st Half: 8-8 100.0%; 2nd Half: 8-10 80.0%) | | | | | | | | | | | | | | 33 | Wurm | * | 21 | 2-4 | 0-0 | 0-0 | 1-5-6 | 2 | 1 | 0 | 1 | 0 | 4 |
| ## LA Tech | GS | MIN | FG | 3FG | FT | REB | PF | A | TO | B | S | TP | 2 | Walker | * | 34 | 9-18 | 2-3 | 6-6 | 0-7-7 | 4 | 1 | 2 | 0 | 1 | 26 | ## LA Tech | GS | MIN | FG | 3FG | FT | REB | PF | A | TO | B | S | TP | | | | | | | | | | | | | | | | |
| 33 | Wurm | * | 24 | 4-9 | 0-0 | 0-0 | 1-5-6 | 1 | 0 | 2 | 3 | 0 | 8 | 10 | Bates | * | 37 | 5-8 | 2-3 | 3-3 | 0-3-3 | 1 | 5 | 1 | 0 | 1 | 15 | 33 | Wurm | * | 21 | 2-4 | 0-0 | 0-0 | 1-5-6 | 2 | 1 | 0 | 1 | 0 | 4 | | | | | | | | | | | | | | |
| 2 | Walker | * | 31 | 3-9 | 0-1 | 5-7 | 0-4-4 | 2 | 3 | 2 | 0 | 0 | 11 | 23 | Nativi | * | 19 | 1-1 | 0-0 | 0-0 | 0-2-2 | 1 | 3 | 2 | 0 | 0 | 2 | 2 | Walker | * | 34 | 8-13 | 3-4 | 5-6 | 0-2-2 | 4 | 3 | 6 | 0 | 2 | 24 | | | | | | | | | | | | | | |
| 10 | Bates | * | 37 | 4-10 | 1-3 | 0-1 | 1-2-3 | 3 | 4 | 1 | 0 | 1 | 9 | 24 | Brannon | * | 26 | 4-6 | 0-0 | 7-9 | 0-4-4 | 3 | 0 | 2 | 0 | 1 | 15 | 10 | Bates | * | 36 | 5-9 | 2-5 | 2-2 | 0-3-3 | 2 | 4 | 5 | 2 | 2 | 14 | | | | | | | | | | | | | | |
| 23 | Nativi | * | 21 | 3-5 | 1-2 | 0-0 | 4-1-5 | 2 | 4 | 0 | 1 | 1 | 7 | 4 | Lee | * | 9 | 1-2 | 0-0 | 0-0 | 0-1-1 | 2 | 1 | 0 | 0 | 0 | 2 | 23 | Nativi | * | 28 | 1-2 | 0-0 | 0-0 | 3-1-4 | 2 | 5 | 3 | 0 | 1 | 2 | | | | | | | | | | | | | | |
| 24 | Brannon | * | 33 | 6-16 | 2-4 | 1-2 | 5-5-10 | 4 | 2 | 1 | 0 | 0 | 15 | 4 | Sant | * | 32 | 3-8 | 3-7 | 0-0 | 0-1-1 | 3 | 3 | 2 | 0 | 0 | 9 | 24 | Brannon | * | 33 | 3-9 | 1-2 | 6-8 | 1-4-5 | 3 | 0 | 4 | 0 | 1 | 13 | | | | | | | | | | | | | | |
| 3 | Lee | * | 7 | 0-2 | 0-0 | 0-0 | 0-0-0 | 0 | 1 | 2 | 0 | 1 | 0 | 12 | Green | * | 22 | 2-3 | 2-3 | 0-0 | 1-0-1 | 0 | 1 | 0 | 0 | 0 | 6 | 3 | Lee | * | 4 | 0-0 | 0-0 | 0-0 | 0-0-0 | 1 | 0 | 1 | 0 | 0 | 0 | | | | | | | | | | | | | | |
| 4 | Sant | * | 27 | 1-6 | 1-5 | 1-2 | 2-0-2 | 1 | 1 | 3 | 0 | 0 | 4 | 34 | Angoi | * | 1 | 0-0 | 0-0 | 0-0 | 0-0-0 | 1 | 0 | 0 | 0 | 0 | 0 | 0 | 4 | Sant | * | 25 | 2-3 | 2-3 | 0-0 | 1-1-2 | 1 | 0 | 0 | 0 | 0 | 6 | | | | | | | | | | | | | |
| 12 | Green | * | 21 | 1-7 | 1-7 | 0-0 | 0-4-4 | 2 | 1 | 0 | 0 | 1 | 3 | Team | | | 20026-51 | 9-16 | 18-22 | 25-24 | 18 | 14 | 11 | 3 | 3 | 79 | 12 | Green | * | 16 | 1-1 | 1-1 | 0-0 | 0-1-1 | 3 | 1 | 3 | 0 | 0 | 3 | | | | | | | | | | | | | | | |
| Team | | | 20022-64 | 6-22 | 7-12 | 15-23 | 38-15 | 16 | 11 | 4 | 4 | 57 | FG's (1st Half: 14-25 56.0%; 2nd Half: 12-26 46.2%) | | | | | | | | | | | | | | 34 | Angoi | * | 2 | 0-0 | 0-0 | 0-0 | 0-0-0 | 0 | 0 | 0 | 0 | 0 | 0 | | | | | | | | | | | | | | | |
| FG's (1st Half: 10-35 28.6%; 2nd Half: 12-29 41.4%) | | | | | | | | | | | | | 3FG's (1st Half: 5-8 62.5%; 2nd Half: 4-6 66.7%) | | | | | | | | | | | | | | Team | | | 20022-41 | 9-15 | 13-16 | 16-19 | 25 | 19 | 14 | 22 | 3 | 6 | 66 | | | | | | | | | | | | | | | |
| 3FG's (1st Half: 3-12 25.0%; 2nd Half: 3-10 30.0%) | | | | | | | | | | | | | FT's (1st Half: 5-6 83.3%; 2nd Half: 13-16 81.3%) | | | | | | | | | | | | | | FG's (1st Half: 9-18 50.0%; 2nd Half: 13-23 56.5%) | | | | | | | | | | | | | | | | | | | | | | | | | | | | |
| FT's (1st Half: 2-5 40.0%; 2nd Half: 5-7 71.4%) | | | | | | | | | | | | | Score by Quarter | 1st | 2nd | 3rd | 4th | Total | | | | | | | | | 3FG's (1st Half: 4-7 57.1%; 2nd Half: 5-8 62.5%) | | | | | | | | | | | | | | | | | | | | | | | | | | | | |
| Score by Quarter | 1st | 2nd | 3rd | 4th | Total | | | | | | | | Rice | 10 | 20 | 20 | 24 | 74 | | | | | | | | | FT's (1st Half: 2-5 40.0%; 2nd Half: 5-7 71.4%) | | | | | | | | | | | | | | | | | | | | | | | | | | | | |
| Charlotte | 10 | 19 | 17 | 20 | 66 | | | | | | | | Louisiana Tech | 20 | 18 | 17 | 24 | 79 | | | | | | | | | Score by Quarter | 1st | 2nd | 3rd | 4th | Total | | | | | | | | | | | | | | | | | | | | | | | |
| Louisiana Tech | 13 | 12 | 15 | 17 | 57 | | | | | | | | Louisiana Tech | 20 | 18 | 17 | 24 | 79 | | | | | | | | | Louisiana Tech | 21 | 12 | 11 | 22 | 66 | | | | | | | | | | | | | | | | | | | | | | | |
| | | | | | | | | | | | | | | | | | | | | | | | | | | | UTEP | 16 | 20 | 17 | 19 | 72 | | | | | | | | | | | | | | | | | | | | | | | |

| LOUISIANA TECH 81, NORTH TEXAS 66 GAME 16 • 1-11-23 • RUSTON, LA. | | | | | | | | | | | | | |
|----------------------------------------------------------------------|----------|-----|----------|------|-------|-------|-------|----|----|----|---|----|----|
| ## | UNT | GS | MIN | FG | 3FG | FT | REB | PF | A | TO | B | S | TP |
| 35 | Johnson | * | 25 | 5-10 | 0-0 | 4-4 | 2-3-5 | 4 | 1 | 5 | 2 | 2 | 14 |
| 1 | McGruder | * | 40 | 6-12 | 3-6 | 1-1 | 0-1-1 | 3 | 4 | 4 | 0 | 0 | 16 |
| 4 | Hardaway | * | 32 | 1-6 | 1-2 | 0-0 | 1-5-6 | 1 | 6 | 4 | 0 | 0 | 3 |
| 20 | Moore | * | 31 | 5-11 | 2-2 | 0-0 | 1-1-2 | 0 | 3 | 1 | 0 | 3 | 12 |
| 0 | Noble | * | 31 | 4-9 | 1-2 | 0-0 | 3-2-5 | 2 | 3 | 1 | 0 | 0 | 9 |
| 5 | Davis | * | 8 | 0-0 | 0-0 | 0-0 | 1-0-1 | 1 | 0 | 0 | 0 | 0 | 0 |
| 24 | Lampkin | * | 20 | 4-6 | 0-0 | 4-5 | 2-4-6 | 2 | 1 | 1 | 0 | 1 | 12 |
| Team | | | 20025-56 | 7-13 | 9-12 | 12-18 | 30-17 | 18 | 17 | 2 | 6 | 66 | |
| FG's (1st Half: 13-27 48.1%; 2nd Half: 12-29 41.4%) | | | | | | | | | | | | | |
| 3FG's (1st Half: 5-10 50.0%; 2nd Half: 2-3 66.7%) | | | | | | | | | | | | | |
| FT's (1st Half: 4-5 80.0%; 2nd Half: 5-7 71.4%) | | | | | | | | | | | | | |
| ## LA Tech | GS | MIN | FG | 3FG | FT | REB | PF | A | TO | B | S | TP | |
| 33 | Wurm | * | 20 | 2-2 | 0-0 | 0-0 | 0-4-4 | 1 | 1 | 3 | 1 | 0 | 4 |
| 2 | Walker | * | 32 | 9-17 | 0-0 | 5-7 | 0-0-0 | 3 | 2 | 2 | 0 | 0 | 23 |
| 10 | Bates | * | 36 | 4-4 | 1-1 | 3-4 | 0-4-4 | 3 | 3 | 2 | 1 | 1 | 12 |
| 23 | Nativi | * | 30 | 2-5 | 0-2 | 0-0 | 0-3-3 | 1 | 3 | 2 | 0 | 1 | 4 |
| 24 | Brannon | * | 22 | 1-5 | 1-3 | 0-0 | 0-3-3 | 1 | 1 | 1 | 0 | 1 | 3 |
| 1 | Smith | * | 1 | 0-0 | 0-0 | 0-0 | 0-0-0 | 1 | 0 | 0 | 0 | 0 | 0 |
| 3 | Lee | * | 17 | 6-7 | 0-0 | 4-4 | 1-0-1 | 2 | 3 | 1 | 0 | 2 | 16 |
| 4 | Sant | * | 31 | 6-7 | 5-6 | 0-0 | 0-5-5 | 1 | 2 | 0 | 0 | 3 | 17 |
| 12 | Green | * | 3 | 0-0 | 0-0 | 0-0 | 0-0-0 | 0 | 0 | 0 | 0 | 0 | 0 |
| 32 | Thompson | * | 5 | 0-0 | 0-0 | 0-0 | 0-0-0 | 0 | 0 | 0 | 0 | 0 | 0 |
| 34 | Angoi | * | 2 | 0-0 | 0-0 | 0-0 | 0-0-0 | 0 | 0 | 0 | 0 | 0 | 0 |
| 45 | Bukvic | * | 1 | 0-0 | 0-0 | 2-2 | 0-0-0 | 0 | 0 | 0 | 0 | 0 | 2 |
| Team | | | 20030-47 | 7-12 | 14-17 | 21-23 | 13-15 | 13 | 2 | 8 | 8 | 81 | |
| FG's (1st Half: 16-29 55.2%; 2nd Half: 14-18 77.8%) | | | | | | | | | | | | | |
| 3FG's (1st Half: 3-7 42.9%; 2nd Half: 4-5 80.0%) | | | | | | | | | | | | | |
| FT's (1st Half: 2-3 66.7%; 2nd Half: 12-14 85.7%) | | | | | | | | | | | | | |

GAME-BY-GAME BOX SCORES

| MIDDLE TENNESSEE 68, LOUISIANA TECH 50 GAME 19 • 1-21-23 • MURFREESBORO, TENN. | | | | | | | | | | | | | LOUISIANA TECH 67, UAB 62 GAME 20 • 1-26-23 • RUSTON, LA. | | | | | | | | | | | | | UTSA 66, LOUISIANA TECH 63 GAME 21 • 1-28-23 • RUSTON, LA. | | | | | | | | | | | | | | | |
|-----------------------------------------------------------------------------------|----------------------------------------------------|-----------------------------------------------------|----------|------|--------|-----------|--------|----|----|----|---|----|----------------------------------------------------------------------------------------------------------------------------------------------------------------------------------------------------------------------------------------------------------------------------------------------------------------------------------------|-------------------|-----------|----------|------|--------|-------|-------|-------|----|---|----|----|---------------------------------------------------------------------------|-----------------------------------------------------------------------------------------------------------------------------------------------------------------------------|------------|-----------|----------|------|-------|---------|-------|-------|----|---|----|----|---|----|
| # | MTSU | GS | MIN | FG | 3FG | FT | REB | PF | A | TO | B | S | TP | # | UAB | GS | MIN | FG | 3FG | FT | REB | PF | A | TO | B | S | TP | # | UTSA | GS | MIN | FG | 3FG | FT | REB | PF | A | TO | B | S | TP |
| 33 | Whitson | * | 40 | 0-3 | 0-2 | 0-0 | 2-9-11 | 1 | 2 | 1 | 0 | 0 | 0 | 3 | Roters | * | 24 | 4-5 | 0-0 | 0-0 | 4-3-7 | 3 | 1 | 2 | 2 | 0 | 8 | 0 | Coleman | * | 29 | 7-15 | 0-0 | 0-2 | 1-5-6 | 3 | 2 | 3 | 2 | 1 | 14 |
| 2 | Boldyreva | * | 29 | 7-13 | 0-1 | 4-4 | 2-6-8 | 2 | 2 | 4 | 4 | 0 | 18 | 0 | DeShields | * | 35 | 7-15 | 0-3 | 5-6 | 0-1-1 | 2 | 4 | 3 | 0 | 1 | 19 | 32 | Jenkins | * | 34 | 7-12 | 0-2 | 1-2 | 0-7-7 | 3 | 4 | 5 | 2 | 1 | 15 |
| 4 | Wheeler | * | 40 | 9-13 | 4-5 | 7-8 | 0-2-2 | 0 | 1 | 0 | 0 | 0 | 29 | 1 | Whitley | * | 31 | 2-7 | 2-5 | 4-4 | 0-0-0 | 4 | 1 | 2 | 0 | 2 | 10 | 1 | Atwood | * | 32 | 3-4 | 1-1 | 1-2 | 1-3-4 | 2 | 3 | 1 | 0 | 0 | 8 |
| 10 | Gregory | * | 36 | 2-8 | 2-8 | 2-2 | 2-2-4 | 1 | 5 | 1 | 2 | 1 | 8 | 4 | Ware | * | 36 | 2-8 | 1-3 | 0-0 | 1-4-5 | 5 | 0 | 1 | 0 | 2 | 5 | 11 | Love | * | 33 | 5-7 | 3-4 | 0-0 | 1-0-1 | 2 | 1 | 1 | 0 | 0 | 13 |
| 23 | Whittington* | 36 | 4-7 | 1-3 | 0-0 | 0-0-0 | 0 | 2 | 0 | 0 | 1 | 9 | 33 | Bershers | * | 32 | 3-7 | 0-2 | 0-0 | 0-2-2 | 3 | 1 | 0 | 0 | 0 | 6 | 22 | White | * | 38 | 4-11 | 1-4 | 0-0 | 0-5-5 | 1 | 7 | 2 | 1 | 3 | 9 | |
| 5 | Malashka | * | 10 | 2-6 | 0-0 | 0-0 | 1-2-3 | 2 | 0 | 0 | 0 | 0 | 4 | 2 | Robson | 8 | 0-2 | 0-2 | 0-0 | 0-2-2 | 1 | 1 | 0 | 0 | 0 | 0 | 2 | 2 | Parker | 5 | 0-0 | 0-0 | 0-0 | 1-0-1 | 0 | 0 | 0 | 0 | 0 | 0 | 0 |
| 1 | Blakely | 9 | 0-2 | 0-2 | 0-0 | 0-0-0 | 2 | 0 | 3 | 1 | 1 | 0 | 11 | Klaczek | 12 | 0-1 | 0-0 | 2-2 | 1-3-4 | 2 | 1 | 0 | 0 | 0 | 0 | 2 | 4 | Guttadauro | 12 | 1-4 | 1-4 | 0-0 | 1-1-2 | 0 | 1 | 1 | 0 | 0 | 3 | | |
| 22 | Grannum | 1 | 0-0 | 0-0 | 0-0 | 0-0-0 | 0 | 0 | 0 | 0 | 0 | 0 | 0 | 20 | McGhee | 8 | 4-5 | 0-0 | 2-4 | 1-1-2 | 0 | 0 | 1 | 0 | 0 | 10 | 20 | Linton | 17 | 2-4 | 0-0 | 0-0 | 1-3-4 | 0 | 0 | 1 | 0 | 0 | 4 | | |
| Team | | | 20024-52 | 7-21 | 13-148 | 25-33 | 8 | 12 | 9 | 7 | 3 | 68 | 21 | Walsh | 6 | 0-1 | 0-0 | 0-0 | 0-0-0 | 1 | 0 | 2 | 1 | 0 | 0 | 0 | Team | | | 20029-57 | 6-15 | 2-6 | 8-26-34 | 11 | 18 | 14 | 5 | 5 | 66 | | |
| FG's (1st Half: 10-24 41.7%; 2nd Half: 14-28 50.0%) | FG's (1st Half: 13-27 48.1%; 2nd Half: 9-27 33.3%) | FG's (1st Half: 15-30 50.0%; 2nd Half: 14-27 51.9%) | | | | | | | | | | | | | | | | | | | | | | | | | | | | | | | | | | | | | | | |
| 3FG's (1st Half: 1-9 11.1%; 2nd Half: 6-12 50.0%) | 3FG's (1st Half: 2-7 28.6%; 2nd Half: 1-10 10.0%) | 3FG's (1st Half: 4-9 44.4%; 2nd Half: 2-6 33.3%) | | | | | | | | | | | | | | | | | | | | | | | | | | | | | | | | | | | | | | | |
| FT's (1st Half: 9-9 100.0%; 2nd Half: 4-5 80.0%) | FT's (1st Half: 6-7 85.7%; 2nd Half: 9-11 81.8%) | FT's (1st Half: 0-0 0.0%; 2nd Half: 2-6 33.3%) | | | | | | | | | | | | | | | | | | | | | | | | | | | | | | | | | | | | | | | |
| ## | LA Tech | GS | MIN | FG | 3FG | FT | REB | PF | A | TO | B | S | TP | ## | LA Tech | GS | MIN | FG | 3FG | FT | REB | PF | A | TO | B | S | TP | ## | LA Tech | GS | MIN | FG | 3FG | FT | REB | PF | A | TO | B | S | TP |
| 44 | Roberson | * | 17 | 0-7 | 0-1 | 2-2 | 0-6-6 | 3 | 0 | 0 | 1 | 0 | 2 | 33 | Wurm | * | 20 | 2-4 | 0-0 | 0-0 | 1-3-4 | 4 | 1 | 0 | 0 | 0 | 4 | 33 | Wurm | * | 25 | 0-4 | 0-1 | 3-6 | 0-3-3 | 1 | 1 | 2 | 4 | 1 | 3 |
| 2 | Walker | * | 24 | 6-10 | 2-3 | 0-0 | 0-2-2 | 3 | 1 | 3 | 0 | 0 | 14 | 2 | Walker | * | 25 | 6-11 | 1-2 | 5-6 | 0-7-7 | 4 | 2 | 4 | 0 | 2 | 18 | 2 | Walker | * | 36 | 8-18 | 2-6 | 4-5 | 0-3-3 | 2 | 3 | 3 | 0 | 3 | 22 |
| 10 | Bates | * | 38 | 2-10 | 2-6 | 2-2 | 0-4-4 | 0 | 4 | 0 | 0 | 0 | 8 | 33 | Wurm | * | 20 | 2-4 | 0-0 | 0-0 | 1-3-4 | 4 | 1 | 0 | 0 | 0 | 4 | 10 | Bates | * | 33 | 1-6 | 1-5 | 0-0 | 0-2-2 | 0 | 4 | 2 | 0 | 0 | 3 |
| 23 | Nativi | * | 22 | 0-1 | 0-1 | 0-0 | 1-1-2 | 0 | 1 | 1 | 0 | 0 | 0 | 2 | Walker | * | 25 | 6-11 | 1-2 | 5-6 | 0-7-7 | 4 | 2 | 4 | 0 | 2 | 18 | 23 | Nativi | * | 29 | 4-8 | 2-4 | 0-0 | 0-0-0 | 2 | 2 | 2 | 0 | 1 | 10 |
| 24 | Brannon | * | 30 | 5-9 | 0-2 | 0-0 | 4-0-4 | 3 | 0 | 2 | 1 | 0 | 10 | 10 | Bates | * | 24 | 2-5 | 0-1 | 0-0 | 0-1-1 | 2 | 4 | 1 | 0 | 0 | 4 | 24 | Brannon | * | 18 | 3-8 | 0-0 | 2-2 | 2-2-4 | 1 | 2 | 0 | 0 | 0 | 4 |
| 3 | Lee | 17 | 2-7 | 0-1 | 2-2 | 0-2-2 | 0 | 2 | 0 | 0 | 0 | 0 | 6 | 23 | Nativi | * | 31 | 3-9 | 0-4 | 0-0 | 1-3-4 | 1 | 1 | 1 | 0 | 0 | 6 | 3 | Lee | 15 | 3-4 | 0-0 | 0-0 | 0-2-2 | 1 | 1 | 0 | 0 | 0 | 6 | |
| 4 | Sant | 33 | 2-2 | 2-2 | 0-0 | 0-1-1 | 1 | 0 | 0 | 0 | 0 | 0 | 6 | 24 | Brannon | * | 27 | 2-8 | 1-3 | 7-10 | 3-2-5 | 3 | 0 | 2 | 0 | 1 | 12 | 4 | Sant | 35 | 2-3 | 2-3 | 0-0 | 0-2-2 | 1 | 0 | 0 | 0 | 0 | 6 | |
| 12 | Green | 1 | 0-0 | 0-0 | 0-0 | 0-0-0 | 0 | 0 | 0 | 0 | 0 | 0 | 0 | 3 | Lee | 27 | 8-12 | 0-0 | 4-5 | 2-1-3 | 2 | 1 | 3 | 0 | 0 | 20 | 12 | Green | 4 | 1-1 | 1-1 | 0-0 | 0-1-1 | 0 | 0 | 1 | 0 | 0 | 0 | 3 | |
| 32 | Thompson | 5 | 0-0 | 0-0 | 0-0 | 0-0-0 | 0 | 0 | 1 | 0 | 1 | 0 | 0 | 4 | Sant | 32 | 0-1 | 0-0 | 0-0 | 0-3-3 | 1 | 1 | 1 | 0 | 0 | 0 | 0 | 32 | Thompson | 4 | 1-1 | 0-0 | 0-0 | 0-1-1 | 2 | 0 | 0 | 0 | 0 | 2 | |
| 33 | Wurm | 14 | 2-8 | 0-1 | 0-0 | 1-0-1 | 2 | 0 | 1 | 1 | 0 | 4 | 12 | Green | 11 | 1-2 | 1-2 | 0-0 | 0-1-1 | 1 | 0 | 1 | 0 | 0 | 0 | 3 | Team | | | 20023-53 | 8-20 | 9-13 | 4-21-25 | 10 | 13 | 10 | 4 | 5 | 64 | | |
| Team | | | 20019-54 | 6-17 | 6-6 | 10-20-30 | 13 | 8 | 9 | 3 | 1 | 50 | Team | | | 20024-52 | 3-12 | 16-218 | 26-34 | 19 | 9 | 14 | 0 | 3 | 67 | FG's (1st Half: 14-27 51.9%; 2nd Half: 9-26 34.6%) | | | | | | | | | | | | | | | |
| FG's (1st Half: 8-28 28.6%; 2nd Half: 11-26 42.3%) | FG's (1st Half: 16-29 55.2%; 2nd Half: 8-23 34.8%) | FG's (1st Half: 6-10 60.0%; 2nd Half: 2-10 20.0%) | | | | | | | | | | | | | | | | | | | | | | | | | | | | | | | | | | | | | | | |
| 3FG's (1st Half: 4-11 36.4%; 2nd Half: 2-6 33.0%) | 3FG's (1st Half: 2-5 40.0%; 2nd Half: 1-7 14.3%) | 3FG's (1st Half: 2-4 50.0%; 2nd Half: 2-9 77.8%) | | | | | | | | | | | | | | | | | | | | | | | | | | | | | | | | | | | | | | | |
| FT's (1st Half: 4-4 100.0%; 2nd Half: 2-2 100.0%) | FT's (1st Half: 5-7 71.4%; 2nd Half: 1-14 78.6%) | FT's (1st Half: 0-0 0.0%; 2nd Half: 7-9 77.8%) | | | | | | | | | | | | | | | | | | | | | | | | | | | | | | | | | | | | | | | |
| Score by Quarter | Score by Quarter | Score by Quarter | | | | | | | | | | | | | | | | | | | | | | | | | | | | | | | | | | | | | | | |
| Middle Tennessee | UAB | UTSA | | | | | | | | | | | | | | | | | | | | | | | | | | | | | | | | | | | | | | | |
| Louisiana Tech | Louisiana Tech | Louisiana Tech | | | | | | | | | | | | | | | | | | | | | | | | | | | | | | | | | | | | | | | |
| 1st 2nd 3rd 4th Total | 1st 2nd 3rd 4th Total | 1st 2nd 3rd 4th Total | | | | | | | | | | | | | | | | | | | | | | | | | | | | | | | | | | | | | | | |
| 16 14 7 31 68 | 21 13 11 17 62 | 20 14 14 18 66 | | | | | | | | | | | | | | | | | | | | | | | | | | | | | | | | | | | | | | | |
| 11 13 14 12 50 | 14 25 15 13 67 | 24 12 17 10 63 | | | | | | | | | | | | | | | | | | | | | | | | | | | | | | | | | | | | | | | |
| RICE 60, LOUISIANA TECH 57 GAME 22 • 2-2-23 • HOUSTON, TEXAS | | | | | | | | | | | | | LOUISIANA TECH 76, FIU 65 GAME 23 • 2-9-23 • RUSTON, LA. | | | | | | | | | | | | | LOUISIANA TECH 68, FLORIDA ATLANTIC 56 GAME 24 • 2-11-23 • RUSTON, LA. | | | | | | | | | | | | | | | |
| # | RICE | GS | MIN | FG | 3FG | FT | REB | PF | A | TO | B | S | TP <th>#</th> <th>FIU</th> <th>GS</th> <th>MIN</th> <th>FG</th> <th>3FG</th> <th>FT</th> <th>REB</th> <th>PF</th> <th>A</th> <th>TO</th> <th>B</th> <th>S</th> <th>TP <th>#</th><th>FAU</th><th>GS</th><th>MIN</th><th>FG</th><th>3FG</th><th>FT</th><th>REB</th><th>PF</th><th>A</th><th>TO</th><th>B</th><th>S</th><th>TP </th></th> | # | FIU | GS | MIN | FG | 3FG | FT | REB | PF | A | TO | B | S | TP <th>#</th> <th>FAU</th> <th>GS</th> <th>MIN</th> <th>FG</th> <th>3FG</th> <th>FT</th> <th>REB</th> <th>PF</th> <th>A</th> <th>TO</th> <th>B</th> <th>S</th> <th>TP </th> | # | FAU | GS | MIN | FG | 3FG | FT | REB | PF | A | TO | B | S | TP |
| 1 | Fisher | * | 31 | 9-14 | 1-2 | 3-6 | 4-7-11 | 3 | 2 | 2 | 0 | 2 | 22 | 12 | Yoakum | * | 39 | 2-2 | 0-0 | 0-0 | 1-3-4 | 3 | 1 | 4 | 0 | 1 | 4 | 30 | Rozentale | * | 25 | 2-3 | 0-1 | 0-0 | 1-1-2 | 2 | 0 | 1 | 0 | 2 | 4 |
| 22 | Austin | * | 35 | 5-13 | 1-4 | 0-0 | 1-3-4 | 1 | 1 | 3 | 0 | 2 | 11 | 44 | Torres | * | 20 | 0-2 | 0-0 | 2-4 | 4-1-5 | 4 | 1 | 2 | 0 | 1 | 2 | 32 | Gaston | * | 15 | 2-4 | 0-0 | 2-2 | 0-0-0 | 1 | 0 | 1 | 1 | 1 | 6 |
| 3 | Crosthwait | * | 39 | 0-4 | 0-3 | 0-0 | 2-4-6 | 0 | 1 | 3 | 0 | 1 | 0 | 0 | Gonzalez | * | 31 | 4-9 | 2-2 | 0-0 | 0-2-2 | 2 | 2 | 1 | 0 | 0 | 10 | 20 | Maddox | * | 16 | 3-8 | 0-2 | 1-2 | 0-1-1 | 0 | 0 | 0 | 0 | 1 | 7 |
| 5 | Jackson | * | 18 | 1-2 | 0-0 | 3-4 | 2-1-3 | 3 | 1 | 1 | 0 | 0 | 5 | 3 | Hayes | * | 35 | 5-12 | 1-4 | 2-2 | 1-2-3 | 3 | 2 | 3 | 0 | 4 | 13 | 23 | Moore | * | 28 | 5-9 | 0-0 | 1-1 | 3-5-8 | 2 | 2 | 4 | 0 | 1 | 11 |
| 32 | Gooden | * | 28 | 4-8 | 0-1 | 1-1 | 2-3-5 | 4 | 2 | 2 | 0 | 0 | 4 | 10 | Joyeuse | * | 16 | 2-8 | 0-3 | 3-3 | 0-2-2 | 3 | 1 | 3 | 0 | 0 | 7 | 34 | Zaph | * | 28 | 3-6 | 0-2 | 1-2 | 0-3-3 | 2 | 2 | 2 | 0 | 1 | 7 |
| 2 | Ennis | 10 | 2-3 | 1-1 | 0-0 | 0-2-2 | 0 | 1 | 1 | 0 | 0 | 5 | 1 | Henderson | 36 | 10-20 | 2-5 | 6-6 | 5-3-8 | 2 | 2 | 1 | 0 | 1 | 28 | 1 | Scott | 23 | 1-1 | 0-0 | 2-3 | 0-3-3 | 1 | 0 | 1 | 0 | 3 | 4 | | | |
| 12 | Bellamy | 14 | 2-3 | 0-0 | 0-0 | 1-0-1 | 1 | 0 | 1 | 0 | 2 | 4 | 5 | Lazic | 7 | 0-1 | 0-1 | 0-0 | 0-1-1 | 1 | 0 | 1 | 0 | 0 | 0 | 2 | Hubbard | 30 | 5-17 | 0-4 | 1-1 | 2-4-6 | 5 | 3 | 3 | 2 | 3 | 11 | | | |
| 30 | Owens-Barnett | 25 | 2-5 | 0-0 | 0-0 | 0-0-0 | 2 | 2 | 2 | 0 | 0 | 4 | 21 | Butera | 15 | 0-2 | 0-0 | 1-2 | 1-0-1 | 1 | 1 | 2 | 0 | 1 | 1 | 3 | Henshaw | 5 | 0-2 | 0-0 | 0-0 | 1-0-1 | 2 | 0 | 2 | 0 | 0 | 0 | | | |
| Team | | | 20025-52 | 3-11 | 70 | 112-21-33 | 14 | 11 | 17 | 0 | 7 | 60 | 24 | Rodriguez-Camacho | 1 | 0-0 | 0-0 | 0-0 | 0-1-1 | 0 | 0 | 1 | 0 | 0 | 0 | 10 | Gillard | 15 | 2-5 | 0-2 | 0-0 | 0-0-0 | 2 | 0 | 1 | 0 | 1 | 4 | | | |
| FG's (1st Half: 12-25 48.0%; 2nd Half: 13-27 48.1%) | FG's (1st Half: 9-30 30.0%; 2nd Half: 14-26 53.8%) | FG's (1st Half: 11-26 42.3%; 2nd Half: 13-31 41.9%) | | | | | | | | | | | | | | | | | | | | | | | | | | | | | | | | | | | | | | | |
| 3FG's (1st Half: 2-4 50.0%; 2nd Half: 1-7 14.3%) | 3FG's (1st Half: 1-6 16.7%; 2nd Half: 4-9 44.4%) | 3FG's (1st Half: 0-5 0.0%; 2nd Half: 0-7 0.0%) | | | | | | | | | | | | | | | | | | | | | | | | | | | | | | | | | | | | | | | |
| FT's (1st Half: 0-2 0.0%; 2nd Half: 7-9 77.8%) | FT's (1st Half: 2-2 100.0%; 2nd Half: 12-15 80.0%) | FT's (1st Half: 7-9 77.8%; 2nd Half: 1-2 50.0%) | | | | | | | | | | | | | | | | | | | | | | | | | | | | | | | | | | | | | | | |
| ## | LA Tech | GS | MIN | FG | 3FG | FT | REB | PF | A | TO | B | S | TP | ## | LA Tech | GS | MIN | FG | 3FG | FT | REB | PF | A | TO | B | S | TP | ## | LA Tech | GS | MIN | FG | 3FG | FT | REB | PF | A | TO | B | S | TP |
| 33 | Wurm | * | 15 | 3-5 | 0-0 | 0-0 | 0-2-2 | 1 | 0 | 0 | 2 | 1 | 6 | 44 | Roberson | * | 25 | 6-8 | 0-0 | 4-4 | 2-1-3 | 3 | 0 | 1 | 1 | 2 | 16 | 44 | Roberson | * | 26 | 6-11 | 0-1 | 4-4 | 2-3-5 | 1 | 0 | 1 | 0 | 0 | 16 |
| 2 | Walker | * | 16 | 6-10 | 0-3 | 2-2 | 0-2-2 | 5 | 0 | 2 | 0 | 3 | 14 | 2 | Walker | * | 34 | 7-15 | 1-3 | 2-4 | 2-7-9 | 1 | 1 | 4 | 0 | 0 | 17 | 2 | Walker | * | 37 | 6-16 | 0-2 | 10-10 | 0-6-6 | 2 | 6 | 5 | 0 | 1 | 22 |
| 3 | Lee | * | 20 | 4-9 | 0-0 | 2-3 | 1-2-3 | 2 | 2 | 2 | 0 | 1 | 10 | 4 | Sant | * | 29 | 2-6 | 2-6 | 0-0 | 2-2-4 | 1 | 1 | 1 | 0 | 1 | 6 | 4 | Sant | * | 33 | 3-5 | 3-5 | 0-0 | 1-2-3 | 0 | 3 | 1 | 0 | 0 | 9 |
| 4 | Sant | * | 38 | 2-6 | 2-6 | 0-0 | 0-2-2 | 2 | 0 | 0 | 0 | 0 | 6 | 10 | Bates | * | 29 | 1-3 | 0-1 | | | | | | | | | | | | | | | | | | | | | | |

GAME-BY-GAME BOX SCORES

| LOUISIANA TECH 57, NORTH TEXAS 44 GAME 25 • 2-16-23 • DENTON, TEXAS | | | | | | | | | | | | | LOUISIANA TECH 83, CHARLOTTE 79 (2OT) GAME 26 • 2-18-23 • CHARLOTTE, N.C. | | | | | | | | | | | | | LOUISIANA TECH VS. WKU GAME 27 • 2-23-23 • RUSTON, LA. | | | | | | | | | | | | | | | |
|------------------------------------------------------------------------------------------------------------------------------------------------------------------------|-------------|----|----------|------|------|------|---------|----|---|----|---|----|------------------------------------------------------------------------------------------------------------------------------------------------------------------------------------------------------------|------|-----------|----------|------|-------|------|-----|---------|----|----|----|---|--------------------------------------------------------------------------|----|------|----------|----------|------|-------|-------|-------|-------|----|----|----|---|----|----|
| # | UNT | GS | MIN | FG | 3FG | FT | REB | PF | A | TO | B | S | TP | # | CLT | GS | MIN | FG | 3FG | FT | REB | PF | A | TO | B | S | TP | # | LA Tech | GS | MIN | FG | 3FG | FT | REB | PF | A | TO | B | S | TP |
| 35 | Johnson | * | 28 | 4-7 | 0-0 | 5-6 | 1-10-11 | 3 | 1 | 2 | 2 | 1 | 13 | 1 | McGraw | * | 20 | 1-2 | 0-0 | 0-2 | 1-2-3 | 5 | 1 | 3 | 2 | 0 | 2 | 44 | Roberson | * | 33 | 9-15 | 0-0 | 3-5 | 1-2-3 | 4 | 1 | 5 | 0 | 0 | 21 |
| 0 | Noble | * | 32 | 7-20 | 0-3 | 0-0 | 3-3-6 | 2 | 0 | 1 | 0 | 1 | 14 | 3 | Davis | * | 35 | 1-7 | 0-5 | 0-0 | 0-5-5 | 3 | 2 | 1 | 0 | 0 | 2 | 2 | Walker | * | 45 | 6-18 | 0-2 | 15-17 | 12-14 | 3 | 5 | 6 | 0 | 2 | 27 |
| 1 | McGruder | * | 24 | 1-4 | 0-0 | 0-0 | 0-2-2 | 1 | 2 | 4 | 1 | 0 | 2 | 15 | McMillian | * | 50 | 6-20 | 0-1 | 4-5 | 2-3-5 | 3 | 10 | 3 | 0 | 0 | 16 | 4 | Sant | * | 44 | 4-12 | 4-11 | 1-1 | 1-4-5 | 1 | 0 | 0 | 0 | 0 | 13 |
| 4 | Carter | * | 32 | 2-4 | 0-0 | 0-1 | 1-1-2 | 4 | 3 | 3 | 0 | 3 | 4 | 20 | Busick | * | 45 | 3-5 | 1-2 | 0-2 | 1-10-11 | 3 | 0 | 1 | 1 | 1 | 7 | 10 | Bates | * | 45 | 1-6 | 1-5 | 3-4 | 3-3-6 | 1 | 4 | 0 | 0 | 2 | 4 |
| 20 | Moore | * | 18 | 2-9 | 0-3 | 0-0 | 0-2-2 | 1 | 0 | 0 | 0 | 2 | 4 | 23 | Roach | * | 2 | 0-0 | 0-0 | 0-0 | 0-0-0 | 0 | 0 | 1 | 0 | 0 | 0 | 23 | Nativi | * | 31 | 1-2 | 0-1 | 0-0 | 0-4-4 | 1 | 4 | 0 | 1 | 1 | 2 |
| 2 | Hardaway | | 14 | 0-2 | 0-0 | 0-0 | 0-0-0 | 3 | 0 | 4 | 0 | 1 | 4 | 0 | Wade | | 5 | 0-1 | 0-1 | 0-0 | 0-0-0 | 2 | 0 | 2 | 0 | 2 | 0 | 3 | Lee | | 14 | 2-6 | 0-1 | 0-0 | 0-0-0 | 1 | 0 | 0 | 0 | 0 | 4 |
| 5 | Davis | | 20 | 0-3 | 0-0 | 0-0 | 0-1-1 | 3 | 1 | 0 | 0 | 0 | 0 | 10 | Lawrence | | 46 | 16-24 | 5-5 | 4-5 | 1-3-4 | 3 | 1 | 2 | 0 | 0 | 41 | 12 | Green | | 21 | 2-4 | 2-4 | 0-0 | 0-1-1 | 4 | 0 | 0 | 0 | 0 | 6 |
| 10 | Abercrombie | | 22 | 1-2 | 0-1 | 1-1 | 0-0-0 | 0 | 0 | 0 | 0 | 1 | 3 | 13 | Hueston | | 15 | 2-3 | 0-0 | 1-1 | 0-6-6 | 5 | 1 | 4 | 1 | 0 | 5 | 33 | Wurm | | 17 | 2-6 | 0-0 | 0-0 | 1-3-4 | 3 | 0 | 1 | 2 | 0 | 4 |
| 12 | Boles | | 4 | 0-2 | 0-0 | 0-0 | 0-0-0 | 0 | 0 | 0 | 0 | 0 | 0 | 31 | Rembert | | 33 | 2-5 | 0-0 | 2-2 | 1-3-4 | 5 | 0 | 1 | 1 | 2 | 6 | Team | | 25027-69 | 7-24 | 22-27 | 10-31 | 4-11 | 18 | 14 | 13 | 3 | 5 | 83 | |
| 14 | Clear | | 17 | 0-1 | 0-1 | 0-0 | 0-2-2 | 0 | 0 | 0 | 0 | 1 | 0 | Team | | 25031-67 | 6-14 | 11-17 | 8-34 | 4-2 | 29 | 15 | 18 | 5 | 5 | 79 | | | | | | | | | | | | | | | |
| 22 | Loudermill | | 2 | 0-0 | 0-0 | 0-0 | 0-1-1 | 0 | 0 | 0 | 0 | 0 | 0 | | | | | | | | | | | | | | | | | | | | | | | | | | | | |
| 24 | Lampkin | | 8 | 2-2 | 0-0 | 0-0 | 0-2-2 | 3 | 0 | 2 | 1 | 0 | 4 | | | | | | | | | | | | | | | | | | | | | | | | | | | | |
| Team | | | 20024-57 | 0-12 | 8-11 | 8-22 | 30 | 19 | 8 | 15 | 3 | 13 | 56 | | | | | | | | | | | | | | | | | | | | | | | | | | | | |
| FG's (1st Half: 9-27 33.3%; 2nd Half: 10-29 34.5%) 3FG's (1st Half: 0-4 0.0%; 2nd Half: 0-4 0.0%) FT's (1st Half: 0-1 0.0%; 2nd Half: 6-7 85.7%) | | | | | | | | | | | | | FG's (1st Half: 7-26 26.9%; 2nd Half: 17-24 70.8%; OT: 7-17 41.2%) 3FG's (1st Half: 2-7 28.6%; 2nd Half: 2-3 66.7%; OT: 2-4 50.0%) FT's (1st Half: 4-4 100.0%; 2nd Half: 4-7 57.1%; OT: 3-6 50.0%) | | | | | | | | | | | | | | | | | | | | | | | | | | | | |
| Score by Quarter 1st 2nd 3rd 4th Total Louisiana Tech 16 10 21 10 57 North Texas 10 8 8 18 44 | | | | | | | | | | | | | Score by Quarter 1st 2nd 3rd 4th OT 2OT Total Louisiana Tech 15 11 17 17 10 13 83 Charlotte 11 9 23 17 10 9 79 | | | | | | | | | | | | | | | | | | | | | | | | | | | | |
| LOUISIANA TECH VS. MIDDLE TENNESSEE GAME 28 • 2-25-23 • RUSTON, LA. | | | | | | | | | | | | | LOUISIANA TECH AT FIU GAME 29 • 3-2-23 • MIAMI, FLA. | | | | | | | | | | | | | LOUISIANA TECH VS FLORIDA ATLANTIC GAME 30 • 3-4-23 • BOCA RATON, LA. | | | | | | | | | | | | | | | |



2022-23 Louisiana Tech Women's Basketball Combined Team Statistics All games

Game Records

| Record | Overall | Home | Away | Neutral |
|----------------|---------|------|------|---------|
| ALL GAMES | 16-10 | 9-4 | 5-5 | 2-1 |
| CONFERENCE | 9-7 | 5-3 | 4-4 | 0-0 |
| NON-CONFERENCE | 7-3 | 4-1 | 1-1 | 2-1 |

Score by Periods

| Team | 1st | 2nd | 3rd | 4th | OT | TOT |
|----------------|-----|-----|-----|-----|----|------|
| Louisiana Tech | 416 | 381 | 438 | 450 | 33 | 1718 |
| Opponents | 336 | 354 | 416 | 436 | 34 | 1576 |

Team Box Score

| No. | Player | Overall | | | Total | | 3-Point | | F-Throw | | Rebounds | | | | Other Stats | | | | | | | |
|------------------|---------------------|-----------|-------------|------|-----------------|-------------|----------------|-------------|----------------|-------------|------------|------------|------------|-------------|-------------|----------|------------|------------|-----------|------------|-------------|-------------|
| | | GP-GS | MIN | AVG | FG-FGA | FG% | 3FG-3FGA | 3FG% | FT-FTA | FT% | OFF | DEF | TOT | AVG | PF | DQ | A | TO | BLK | STL | PTS | AVG |
| 2 | WALKER, Keiunna | 26-26 | 755:04 | 29.0 | 150-351 | .427 | 17-51 | .333 | 140-177 | .791 | 10 | 103 | 113 | 4.3 | 65 | 1 | 53 | 75 | 3 | 30 | 457 | 17.6 |
| 44 | ROBERSON, Anna Larr | 17-16 | 429:34 | 25.3 | 82-156 | .526 | 2-6 | .333 | 48-63 | .762 | 32 | 86 | 118 | 6.9 | 39 | 0 | 9 | 27 | 11 | 9 | 214 | 12.6 |
| 24 | BRANNON, Amaya | 25-21 | 624:46 | 25.0 | 73-178 | .410 | 10-41 | .244 | 42-53 | .792 | 41 | 81 | 122 | 4.9 | 45 | 0 | 27 | 62 | 1 | 25 | 198 | 7.9 |
| 10 | BATES, Salma | 26-25 | 797:53 | 30.7 | 58-151 | .384 | 17-62 | .274 | 42-57 | .737 | 10 | 69 | 79 | 3.0 | 44 | 0 | 91 | 64 | 8 | 24 | 175 | 6.7 |
| 3 | LEE, Robyn | 26-1 | 401:35 | 15.4 | 66-116 | .569 | 0-5 | .000 | 33-44 | .750 | 13 | 39 | 52 | 2.0 | 48 | 0 | 34 | 27 | 0 | 10 | 165 | 6.3 |
| 4 | SANT, Lotte | 26-5 | 651:27 | 25.1 | 52-117 | .444 | 48-107 | .449 | 11-13 | .846 | 14 | 42 | 56 | 2.2 | 26 | 0 | 17 | 20 | 2 | 9 | 163 | 6.3 |
| 33 | WURM, Mackenzie | 25-10 | 329:20 | 13.2 | 40-89 | .449 | 0-2 | .000 | 19-27 | .704 | 14 | 55 | 69 | 2.8 | 31 | 0 | 7 | 17 | 37 | 9 | 99 | 4.0 |
| 23 | NATIVI, Silvia | 26-23 | 724:00 | 27.8 | 43-97 | .443 | 10-33 | .303 | 6-8 | .750 | 24 | 59 | 83 | 3.2 | 35 | 0 | 83 | 38 | 9 | 25 | 102 | 3.9 |
| 12 | GREEN, Gabbie | 26-3 | 351:14 | 13.5 | 23-79 | .291 | 20-61 | .328 | 7-10 | .700 | 7 | 37 | 44 | 1.7 | 31 | 0 | 18 | 22 | 0 | 4 | 73 | 2.8 |
| 32 | THOMPSON, Kate | 18-0 | 126:08 | 7.0 | 13-23 | .565 | 0-0 | .000 | 8-10 | .800 | 9 | 21 | 30 | 1.7 | 24 | 0 | 2 | 8 | 3 | 4 | 34 | 1.9 |
| 45 | BUKVIC, Anja | 10-0 | 35:21 | 3.5 | 5-10 | .500 | 1-1 | 1.000 | 7-8 | .875 | 0 | 3 | 3 | 0.3 | 1 | 0 | 2 | 3 | 0 | 1 | 18 | 1.8 |
| 1 | SMITH, Autumn | 8-0 | 21:34 | 2.7 | 4-6 | .667 | 0-1 | .000 | 2-2 | 1.000 | 0 | 2 | 2 | 0.3 | 5 | 0 | 3 | 2 | 0 | 1 | 10 | 1.3 |
| 34 | ANGOI, Ayen | 9-0 | 27:03 | 3.0 | 5-6 | .833 | 0-0 | .000 | 0-0 | .000 | 2 | 5 | 7 | 0.8 | 4 | 0 | 0 | 2 | 0 | 1 | 10 | 1.1 |
| Team | | | | | | | | | | | 43 | 68 | 111 | | | | | 19 | | | | |
| Total | | 26 | 5275 | | 614-1379 | .445 | 125-370 | .338 | 365-472 | .773 | 219 | 670 | 889 | 34.2 | 398 | 1 | 346 | 386 | 74 | 152 | 1718 | 66.1 |
| Opponents | | 26 | 5275 | | 581-1497 | .388 | 141-469 | .301 | 273-380 | .718 | 285 | 593 | 878 | 33.8 | 470 | 8 | 320 | 395 | 72 | 197 | 1576 | 60.6 |

Team Statistics

| | LATECH | OPP |
|------------------------|-----------------|-----------------|
| Scoring | 1718 | 1576 |
| Points per game | 66.1 | 60.6 |
| Scoring margin | +5.5 | - |
| Field goals-att | 614-1379 | 581-1497 |
| Field goal pct | .445 | .388 |
| 3 point fg-att | 125-370 | 141-469 |
| 3-point FG pct | .338 | .301 |
| 3-pt FG made per game | 4.8 | 5.4 |
| Free throws-att | 365-472 | 273-380 |
| Free throw pct | .773 | .718 |
| F-Throws made per game | 14.0 | 10.5 |
| Rebounds | 889 | 878 |
| Rebounds per game | 34.2 | 33.8 |
| Rebounding margin | +0.4 | - |
| Assists | 346 | 320 |
| Assists per game | 13.3 | 12.3 |
| Turnovers | 386 | 395 |
| Turnovers per game | 14.8 | 15.2 |
| Turnover margin | +0.3 | - |
| Assist/turnover ratio | 0.9 | 0.8 |
| Steals | 152 | 197 |
| Steals per game | 5.8 | 7.6 |
| Blocks | 74 | 72 |
| Blocks per game | 2.8 | 2.8 |
| Winning streak | 4 | - |
| Home win streak | 2 | - |
| Attendance | 19773 | 10936 |
| Home games-Avg/Game | 13-1521 | 10-1094 |
| Neutral site-Avg/Game | - | 3-867 |

Team Results

| Date | Opponent | Score | Att. |
|------------|----------------------|------------|------|
| 11/07/2022 | Central Baptist | W 86-30 | 1459 |
| 11/10/2022 | Arkansas St. | W 59-56 | 2948 |
| 11/13/2022 | at ULM | W 68-53 | 1213 |
| 11/22/2022 | at SMU | L 59-63 | 622 |
| 11/25/2022 | vs Stetson | W 73-50 | 946 |
| 11/26/2022 | vs Illinois St. | L 53-70 | 925 |
| 11/27/2022 | vs George Washington | W 71-52 | 729 |
| 12/03/2022 | Alcorn | W 70-59 | 1338 |
| 12/08/2022 | Vanderbilt | Lot 70-75 | 1515 |
| 12/12/2022 | South Alabama | W 73-50 | 1190 |
| 12/18/2022 | UTEP | L 54-62 | 1371 |
| 12/29/2022 | at UTSA | W 62-57 | 852 |
| 12/31/2022 | Charlotte | L 57-66 | 1622 |
| 01/05/2023 | Rice | W 79-74 | 1273 |
| 01/07/2023 | at UTEP | L 66-72 | 856 |
| 01/11/2023 | North Texas | W 81-66 | 1265 |
| 01/14/2023 | at UAB | W 61-55 | 289 |
| 01/19/2023 | at Western Ky. | L 55-66 | 822 |
| 01/21/2023 | at Middle Tenn. | L 50-68 | 3411 |
| 01/26/2023 | UAB | W 67-62 | 1165 |
| 01/28/2023 | UTSA | L 63-66 | 1438 |
| 02/02/2023 | at Rice | L 57-60 | 575 |
| 02/09/2023 | FIU | W 76-65 | 1394 |
| 02/11/2023 | Fla. Atlantic | W 68-56 | 1795 |
| 02/16/2023 | at North Texas | W 57-44 | 1547 |
| 02/18/2023 | at Charlotte | Wot2 83-79 | 749 |

TV/RADIO ROSTER



1
AUTUMN SMITH
5-6 - SO. - GUARD
ARLINGTON, TEXAS



2
KEIUNNA WALKER
5-6 - SR. - GUARD
LONOKE, ARK.



3
ROBYN LEE
5-8 - SO. - GUARD
MOSS POINT, MISS.



4
LOTTE SANT
6-1 - JR. - GUARD
AMSTERDAM, THE NETHERLANDS



10
SALMA BATES
5-7 - JR. - GUARD
KENNER, LA.



12
GABBIE GREEN
5-6 - GR. - GUARD
BELLVILLE, TEXAS



23
SILVIA NATIVI
6-0 - SO. - GUARD
FERRARA, ITALY



24
AMAYA BRANNON
5-11 - SO. - GUARD
PLANO, TEXAS



32
KATE THOMPSON
6-2 - SO. - FORWARD
DENHAM, SPRINGS, LA.



33
MACKENZIE WURM
6-4 - SO. - FORWARD
ALLEN, TEXAS



34
AYEN ANGOI
6-0 - FR. - FORWARD
DALLAS, TEXAS



44
ANNA LARR ROBERSON
6-3 - JR. - FORWARD
RUSTON, LA.



45
ANJA BUKVIC
5-10 - FR. - GUARD
BELGRADE, SERBIA

PRONUNCIATION GUIDE

- #2 KEIUNNA WALKER - KEE-AH-NUH
- #4 LOTTE SANT - LO-TUH SAHNT
- #23 SILVIA NATIVI - NUH-TEE-VEE
- #33 MACKENZIE WURM - WORM
- #34 AYEN ANGOI - UH-YEN UN-WEE
- #44 ANNA LARR ROBERSON - RAH-BERSON
- #45 ANJA BUKVIC - ON-YUH BOO-K-WITCH