

2022-23 LADY TECHSTERS BASKETBALL



LOUISIANA TECH

27 NCAA Tournaments * 13 Final Fours * 8 National Title Games * 3 National Titles (1981 AIAW, 1982 NCAA, 1988 NCAA)

GAMEDAY INFORMATION

DATE/TIME: Wednesday, Jan. 11 | 6 p.m. CT
LOCATION: Thomas Assembly Center (Ruston, La.)
SERIES HISTORY: LA Tech, 15-4
STREAK: LA Tech, 2
LAST MEETING: Feb. 26, 2022 | Ruston, La.
RESULT: LA TECH, 62-54
MEDIA: CUSA.tv
RADIO: LA Tech Sports Network (97.7 FM) | La Tech Athletics App
TALENT: Kyle Roberts (PxP)
LIVE STATS: LaTechSports.comStats

2022-23 SCHEDULE

Overall: 9-6 | C-USA: 2-3 | H: 5-3 | A: 2-2 | N: 2-1

NOVEMBER	MEDIA	W/L	SCORE
7 CENTRAL BAPTIST	CUSA.tv	W	86-30
10 ARKANSAS STATE	CUSA.tv	W	59-56
13 at ULM	ESPN+	W	68-53
22 SMU	ESPN+	L	59-63
25 Stetson^	N/A	W	73-50
26 Illinois State^	N/A	L	53-70
27 George Washington^	N/A	W	71-52

DECEMBER

3 ALCORN STATE	CUSA.tv	W	70-59
8 VANDERBILT	ESPN+	L	70-75 ^{OT}
12 SOUTH ALABAMA	CUSA.tv	W	73-50
18 UTEP*	CUSA.tv	L	54-62
29 at UTSA*	CUSA.tv	W	62-57
31 CHARLOTTE*	CUTS.tv	L	57-66

JANUARY

5 RICE*	CUSA.tv	W	79-74
7 at UTEP*	CUSA.tv	L	72-66
11 NORTH TEXAS*	CUSA.tv		6 p.m. CT
14 at UAB*	CUSA.tv		2 p.m. CT
19 at WKU*	ESPN+		6:30 p.m. CT
21 at Middle Tennessee*	ESPN+		1 p.m. CT
26 UAB*	CUSA.tv		6 p.m. CT
28 UTSA*	CUSA.tv		1 p.m. CT

FEBRUARY

2 at Rice*	CUSA.tv		7 p.m. CT
9 FIU*	CUSA.tv		6 p.m. CT
11 FLORIDA ATLANTIC*	CUSA.tv		2 p.m. CT
16 at North Texas*	ESPN+		6:30 p.m. CT
18 at Charlotte*	ESPN+		1 p.m. CT
23 WKU*	CUSA.tv		6 p.m. CT
25 MIDDLE TENNESSEE*	ESPN+		1 p.m. CT

MARCH

2 at FIU*	CUSA.tv		6 p.m. CT
4 at Florida Atlantic*	CUSA.tv		1 p.m. CT
7 at C-USA Tournament	CUSA.tv		TBA

All home games CAPS | All times CST and subject to change

^ UNLV Thanksgiving Tournament (Las Vegas, Nev.)

* C-USA game

§ Frisco, Texas (The Star)

A LOUISIANA TECH WIN WOULD...

- Mark Tech's 599th win in Ruston all-time.
- Mark win No. 153 as members of Conference USA.
- Make Tech 6-0 this season following a loss.
- Give Tech a 3-3 record vs. teams from Texas this season.

#OneMore

GAME 16 MATCHUP



LA TECH LADY TECHSTERS (9-6, 2-3 C-USA)

HEAD COACH: Brooke Stoehr

RECORD AT LA TECH: 110-85 (7th year)

CAREER RECORD: 181-143 (11th year)

VS



NORTH TEXAS MEAN GREEN (4-10, 1-3 C-USA)

HEAD COACH: Jalie Mitchell














RECORD AT SCHOOL: 104-117 (8th year)

CAREER RECORD: Same (Same)

LA TECH STORYLINES

- Louisiana Tech splits a pair of conference games last week with a home win over Rice (79-74) and fell at UTEP (72-66) to move to 2-3 on the year in the conference standings.
- **Keiunna Walker** averaged 25 points last week putting up a season-high 26 points and seven rebounds against Rice followed by a 24-point performance in El Paso.
- **Keiunna Walker** now sits at No. 16 on the Lady Techster all-time scoring list, after passing Whitney Frazier, with 1,646 career points.
- **Keiunna Walker** ranks No. 3 in career free-throw makes (469) and No. 3 in attempts (635). She has also eclipsed 500 made field goals in her career (562).
- **Amaya Brannon** (15, 13) and **Salma Bates** (15, 14) both hit double figures last week. Bates has had four-plus assists in five straight.
- **Lotte Sant** has caught fire shooting 13-23 from three over her last five games and has three or more threes in five games this season.
- **Mackenzie Wurm** has registered 10 blocks in the last four games, including three in three straight. She's the first Techsters to do so since Shanavia Dowdell in 2007-08.
- **Anna Larr Roberson** became the 44th player in program history to reach 1,000 career points. She now sits at No. 39 with 1,102 career points, recently passing Teresa Weatherspoon. She is also No. 3 in all-time career Free Throw percentage list at .804.
- Tech is 8-0 this season when holding teams to less than 60 points and 6-0 when out rebounding the opposition.
- LA Tech returns 10 letter-winners from last year's C-USA West Division and WNIT squad, including all five starters, while adding Pittsburgh transfer **Gabbie Green** (sat out last season due to injury) and two freshmen (**Ayen Angoi** and **Anja Bukvic**).
- LA Tech returns 98% of last season's minutes, scoring, assists, steals, 97% of their rebounds, and 93% of their blocks.
- **Keiunna Walker** was named the 2022 C-USA Preseason Player of the Year and **Anna Larr Roberson** was named to the Preseason Second-Team. The Techsters were picked to finished second in the preseason coaches' poll.
- Last season, Tech surpassed 500 wins in the TAC and 400 wins on the road. LA Tech is two wins away from No. 600 in Ruston.
- **Brooke Stoehr** surpassed 100 wins as the Lady Techsters head coach passing Teresa Weatherspoon for third on the all-time list.
- LA Tech added two new staff members this off-season in Associate Head Coach **Nitra Perry** and Assistant Coach **Pierre Miller**.
- LA Tech added signed two players on the first day of the early signing period with guards **Jianna Morris** (Shrewood, Ark./Sylvan Hills HS) and **Paris Guillory** (Lake Charles, La./St. Louis Catholic).

2022-23 LADY TECHSTERS

1		AUTUMN SMITH • So. • G • 5-7 • Arlington, Texas	<table border="1"> <thead> <tr> <th>PTS</th> <th>REB</th> <th>AST</th> <th>STL</th> <th>FG%</th> <th>3FG</th> <th>FT%</th> </tr> </thead> <tbody> <tr> <td>1.7</td> <td>0.3</td> <td>0.5</td> <td>0.2</td> <td>66.7</td> <td>0.0</td> <td>100.0</td> </tr> </tbody> </table>	PTS	REB	AST	STL	FG%	3FG	FT%	1.7	0.3	0.5	0.2	66.7	0.0	100.0	<ul style="list-style-type: none"> • Appeared in 15 games for a total 46 minutes as a Freshman • Collected four points and an assist in the first game of the 22-23 season against Central Baptist • Named a Class 6A TGCA All-State, All-District and Academic All-District selection as a junior in High School
PTS	REB	AST	STL	FG%	3FG	FT%												
1.7	0.3	0.5	0.2	66.7	0.0	100.0												
2		KEIUNNA WALKER • Sr. • G • 5-6 • Lonoke, Ark.	<table border="1"> <thead> <tr> <th>PTS</th> <th>REB</th> <th>AST</th> <th>STL</th> <th>FG%</th> <th>3FG</th> <th>FT%</th> </tr> </thead> <tbody> <tr> <td>16.2</td> <td>3.4</td> <td>2.0</td> <td>0.9</td> <td>42.0</td> <td>40.9</td> <td>78.4</td> </tr> </tbody> </table>	PTS	REB	AST	STL	FG%	3FG	FT%	16.2	3.4	2.0	0.9	42.0	40.9	78.4	<ul style="list-style-type: none"> • Named 2022 Preseason C-USA Player of the Year • First-Team All-C-USA & C-USA All-Tournament Selection in 2022 • No. 16 on all-time Lady Techster Scoring List with 1,646 points • Recorded fourth triple-double in program history with 27 points, 15 rebounds, and 10 assists vs. Rice
PTS	REB	AST	STL	FG%	3FG	FT%												
16.2	3.4	2.0	0.9	42.0	40.9	78.4												
3		ROBYN LEE • So. • G • 5-8 • Moss Point, Miss.	<table border="1"> <thead> <tr> <th>PTS</th> <th>REB</th> <th>AST</th> <th>STL</th> <th>FG%</th> <th>3FG</th> <th>FT%</th> </tr> </thead> <tbody> <tr> <td>4.5</td> <td>1.8</td> <td>1.2</td> <td>0.5</td> <td>63.4</td> <td>0.0</td> <td>65.2</td> </tr> </tbody> </table>	PTS	REB	AST	STL	FG%	3FG	FT%	4.5	1.8	1.2	0.5	63.4	0.0	65.2	<ul style="list-style-type: none"> • Appeared in all 33 games, making 10 starts in 2022 • Shot 40.2% from the field, 31.0% from 3-point in 2022 • Career-high 17 points vs. LSU-A; double figures in 6 games in 21-22 • Scored season-high 16 vs South Alabama on Dec. 12 • Nick-Named "Big Shot Rob"; hit the game-winner at Old Dominion
PTS	REB	AST	STL	FG%	3FG	FT%												
4.5	1.8	1.2	0.5	63.4	0.0	65.2												
4		LOTTE SANT • Jr. • G • 6-1 • Amsterman, The Netherlands	<table border="1"> <thead> <tr> <th>PTS</th> <th>REB</th> <th>AST</th> <th>STL</th> <th>FG%</th> <th>3FG</th> <th>FT%</th> </tr> </thead> <tbody> <tr> <td>5.6</td> <td>1.9</td> <td>0.7</td> <td>0.2</td> <td>40.6</td> <td>40.4</td> <td>90.0</td> </tr> </tbody> </table>	PTS	REB	AST	STL	FG%	3FG	FT%	5.6	1.9	0.7	0.2	40.6	40.4	90.0	<ul style="list-style-type: none"> • Her 102 games played are the second most in a Techsters' uniform among active players on the roster; behind Walker's 124 • Scored a 22-23 season-high 15 on a career-high 5 made 3s at UTSA • Has hit at least one three in 12 of 15 games in 22-23 • Has hit 13-23 from three in her last five games
PTS	REB	AST	STL	FG%	3FG	FT%												
5.6	1.9	0.7	0.2	40.6	40.4	90.0												
10		SALMA BATES • Jr. • G • 5-7 • Kenner, La.	<table border="1"> <thead> <tr> <th>PTS</th> <th>REB</th> <th>AST</th> <th>STL</th> <th>FG%</th> <th>3FG</th> <th>FT%</th> </tr> </thead> <tbody> <tr> <td>7.3</td> <td>3.0</td> <td>3.6</td> <td>1.1</td> <td>43.0</td> <td>33.3</td> <td>72.7</td> </tr> </tbody> </table>	PTS	REB	AST	STL	FG%	3FG	FT%	7.3	3.0	3.6	1.1	43.0	33.3	72.7	<ul style="list-style-type: none"> • Started all 33 games at PG in 1st season w/LA Tech (Tulane Transfer) • Led team in assists with 101; had five games of six assists in 21-22 • Tied a career-high with 17 points in the win over Arkansas State • Has had 3+ assists in 11 of 15 games this season; high of 6, twice • Nick-Named "Buzzer Beater Bates"; hit 5 buzzer-beaters last season
PTS	REB	AST	STL	FG%	3FG	FT%												
7.3	3.0	3.6	1.1	43.0	33.3	72.7												
12		GABBIE GREEN • Gr. • G • 5-7 • Bellville, Texas	<table border="1"> <thead> <tr> <th>PTS</th> <th>REB</th> <th>AST</th> <th>STL</th> <th>FG%</th> <th>3FG</th> <th>FT%</th> </tr> </thead> <tbody> <tr> <td>3.5</td> <td>2.6</td> <td>1.1</td> <td>0.3</td> <td>27.4</td> <td>31.8</td> <td>80.0</td> </tr> </tbody> </table>	PTS	REB	AST	STL	FG%	3FG	FT%	3.5	2.6	1.1	0.3	27.4	31.8	80.0	<ul style="list-style-type: none"> • Transferred from Pittsburgh, starting 47-out-of 48 games • Hit most threes by a Junior at Pitt, with 60; made 85 in two years • NJCAA First Team All-America at South Plains College; No.1 Ranking • Sat out 2021-22 due to an injury • Scored a season-high 11 points vs. Illinois State on Nov. 26
PTS	REB	AST	STL	FG%	3FG	FT%												
3.5	2.6	1.1	0.3	27.4	31.8	80.0												
23		SILVIA NATIVI • So. • G • 6-0 • Ferrara, Italy	<table border="1"> <thead> <tr> <th>PTS</th> <th>REB</th> <th>AST</th> <th>STL</th> <th>FG%</th> <th>3FG</th> <th>FT%</th> </tr> </thead> <tbody> <tr> <td>3.7</td> <td>3.0</td> <td>4.1</td> <td>1.1</td> <td>51.1</td> <td>40.0</td> <td>50.0</td> </tr> </tbody> </table>	PTS	REB	AST	STL	FG%	3FG	FT%	3.7	3.0	4.1	1.1	51.1	40.0	50.0	<ul style="list-style-type: none"> • First LA Tech player to ever come from Italy • Led Italy to 2019 18U Euro Championships gold medal • Saw action in all 33 games, starting 23 in 2021-22 • Has had 3+ assists in 13 of 15 games this season • Is No. 2 in NCAA in A:TO at 3.1; 61 assists, 20 turnovers
PTS	REB	AST	STL	FG%	3FG	FT%												
3.7	3.0	4.1	1.1	51.1	40.0	50.0												
24		AMAYA BRANNON • So. • G • 5-11 • Plano, Texas	<table border="1"> <thead> <tr> <th>PTS</th> <th>REB</th> <th>AST</th> <th>STL</th> <th>FG%</th> <th>3FG</th> <th>FT%</th> </tr> </thead> <tbody> <tr> <td>8.5</td> <td>5.3</td> <td>1.3</td> <td>1.1</td> <td>40.8</td> <td>23.3</td> <td>76.7</td> </tr> </tbody> </table>	PTS	REB	AST	STL	FG%	3FG	FT%	8.5	5.3	1.3	1.1	40.8	23.3	76.7	<ul style="list-style-type: none"> • Appeared in all 33 games, making 21 starts • Became 13th true freshman since 2000-01 to start season opener • Scored a career-high 18 points at ULM on Nov. 13, 2022 • Registered first-career double-double with 15 points & 10 rebounds against Charlotte; 10 rebounds are a new career-high
PTS	REB	AST	STL	FG%	3FG	FT%												
8.5	5.3	1.3	1.1	40.8	23.3	76.7												
32		KATE THOMPSON • So. • F • 6-2 • Denham Springs, La.	<table border="1"> <thead> <tr> <th>PTS</th> <th>REB</th> <th>AST</th> <th>BLK</th> <th>FG%</th> <th>3FG</th> <th>FT%</th> </tr> </thead> <tbody> <tr> <td>2.7</td> <td>2.3</td> <td>0.2</td> <td>0.3</td> <td>57.1</td> <td>0.0</td> <td>80.0</td> </tr> </tbody> </table>	PTS	REB	AST	BLK	FG%	3FG	FT%	2.7	2.3	0.2	0.3	57.1	0.0	80.0	<ul style="list-style-type: none"> • Appeared in all 33 games, making 13 starts in first year with Tech • Transferred to Tech from Wisconsin where she played in 24 games • Set a career-high with 14 points vs. McNeese State in 21-22 • Shot 42.9% from the field, 42.9% from three, 84.8% from FT line • Has multiple rebounds in 8 of 12 games avg. 8 min. off the bench
PTS	REB	AST	BLK	FG%	3FG	FT%												
2.7	2.3	0.2	0.3	57.1	0.0	80.0												
33		MACKENZIE WURM • So. F • 6-4 • Allen, Texas	<table border="1"> <thead> <tr> <th>PTS</th> <th>REB</th> <th>AST</th> <th>BLK</th> <th>FG%</th> <th>3FG</th> <th>FT%</th> </tr> </thead> <tbody> <tr> <td>3.5</td> <td>2.7</td> <td>0.3</td> <td>1.4</td> <td>47.4</td> <td>0.0</td> <td>81.3</td> </tr> </tbody> </table>	PTS	REB	AST	BLK	FG%	3FG	FT%	3.5	2.7	0.3	1.4	47.4	0.0	81.3	<ul style="list-style-type: none"> • Appeared in 13 games as a freshman last season • Earned first-career double-double vs McNeese (12 pts, 12 rebs) • Was named C-USA Freshman of the week for game vs McNeese • Leads the team with 20 blocks; 3 blocks in four separate games • Made first-career start at UTSA
PTS	REB	AST	BLK	FG%	3FG	FT%												
3.5	2.7	0.3	1.4	47.4	0.0	81.3												
34		AYEN ANGOI • Fr. • F • 6-0 • Dallas, Texas	<table border="1"> <thead> <tr> <th>PTS</th> <th>REB</th> <th>AST</th> <th>STL</th> <th>FG%</th> <th>3FG</th> <th>FT%</th> </tr> </thead> <tbody> <tr> <td>1.4</td> <td>1.0</td> <td>0.0</td> <td>0.1</td> <td>83.3</td> <td>0.0</td> <td>0.0</td> </tr> </tbody> </table>	PTS	REB	AST	STL	FG%	3FG	FT%	1.4	1.0	0.0	0.1	83.3	0.0	0.0	<ul style="list-style-type: none"> • Saw her first collegiate action against Central Baptist scoring four points and registering three rebounds eight minutes of action • Has scored in four of her seven appearances this season • Led program to state semifinals during senior season • Named the North Regional Tournament MVP & First-Team All-State
PTS	REB	AST	STL	FG%	3FG	FT%												
1.4	1.0	0.0	0.1	83.3	0.0	0.0												
44		ANNA LARR ROBERSON • Jr. • F • 6-3 • Ruston, La.	<table border="1"> <thead> <tr> <th>PTS</th> <th>RBS</th> <th>AST</th> <th>STLS</th> <th>FG%</th> <th>3FG</th> <th>FT%</th> </tr> </thead> <tbody> <tr> <td>13.2</td> <td>7.5</td> <td>0.7</td> <td>0.5</td> <td>55.3</td> <td>50.0</td> <td>76.3</td> </tr> </tbody> </table>	PTS	RBS	AST	STLS	FG%	3FG	FT%	13.2	7.5	0.7	0.5	55.3	50.0	76.3	<ul style="list-style-type: none"> • Named 2022 Preseason C-USA Second-Team • Earned Second Team All-C-USA & All-Tournament in 2021-22 • Has 20 career double-doubles; surpassed 500 career rebounds • Career-high 44 points vs Rice in '22; 5th most in program history • No. 39 on all-time scoring list with 1,102 points
PTS	RBS	AST	STLS	FG%	3FG	FT%												
13.2	7.5	0.7	0.5	55.3	50.0	76.3												
45		ANJA BUKVIC • Fr. • G • 5-10 • Belgrade, Serbia	<table border="1"> <thead> <tr> <th>PTS</th> <th>RBS</th> <th>AST</th> <th>STLS</th> <th>FG%</th> <th>3FG</th> <th>FT%</th> </tr> </thead> <tbody> <tr> <td>2.1</td> <td>0.4</td> <td>0.3</td> <td>0.1</td> <td>55.6</td> <td>100.0</td> <td>100.0</td> </tr> </tbody> </table>	PTS	RBS	AST	STLS	FG%	3FG	FT%	2.1	0.4	0.3	0.1	55.6	100.0	100.0	<ul style="list-style-type: none"> • Scored five points with an assist in her first collegiate game vs. CBC • First ever player to come from Serbia • Led Partizan team to a gold medal in the U16 League of Serbia • Averaged 12 points, 6 rebounds and 4.5 assists • Led Serbia to the U20 2022 Eurp Champoinship Quarterfinals
PTS	RBS	AST	STLS	FG%	3FG	FT%												
2.1	0.4	0.3	0.1	55.6	100.0	100.0												

Lady Techsters **BY THE NUMBERS** est. 1974

1,183

PROGRAM WINS NO. 5 ALL-TIME

37

CONFERENCE CHAMPIONSHIPS 21 SEASON, 16 TOURNAMENT

27

NCAA TOURNAMENT APPEARANCES

21

WNBA PLAYERS

19

CONFERENCE PLAYERS OF THE YEAR

17

30-PLUS WIN SEASONS

16

KODAK ALL-AMERICANS

8

NATIONAL TITLE GAMES 79, 81, 82, 83, 87, 88, 94, 98

8

WOMEN'S BASKETBALL HALL OF FAMERS

4

OLYMPIANS MULKEY, LAWRENCE, WEATHERSPOON, LACY

3

NATIONAL CHAMPIONSHIPS 81, 82, 88

3

WADE TROPHY WINNERS KELLY, LAWRENCE, WEATHERSPOON

3

NAISMITH BASKETBALL HALL OF FAMERS BARMORE, WEATHERSPOON, MULKEY

2

WNBA ROOKIES OF THE YEAR LENNOX - 2000, FORD - 2003

NUMERICAL ROSTER

#	Name	Pos.	Ht	Cl/Exp.	Hometown / Previous School
1	Autumn Smith	G	5-6	So./1L	Arlington, Texas / Martin HS
2	Keiunna Walker	G	5-6	Sr./4L	Lonoke, Ark. / Lonoke HS
3	Robyn Lee	G	5-8	So./2L	Moss Point, Miss. / Moss Point HS
4	Lotte Sant	G	6-1	Jr./3L	Amsterdam, The Netherlands / Calandlynceum HS
10	Salma Bates	G	5-7	Jr./3L	Kenner, La. / John Curtis HS / Tulane
12	Gabbie Green	G	5-7	Gr./TR	Bellville, Texas / Bellville HS / Pittsburgh / South Plains CC
23	Silvia Nativi	G	6-0	So./1L	Ferrara, Italy / Benedetto Varchi
23	Amaya Brannon	G	5-11	So./1L	Plano, Texas / Plano Senior HS
32	Kate Thompson	F	6-2	So./2L	Denham Springs, La. / Denham Springs HS / Wisconsin
33	Mackenzie Wurm	F	6-4	So./1L	Allen, Texas / Allen HS
34	Aeyn Angoi	F	6-0	Fr./HS	Dallas, Texas / Bishop Lynch HS
44	Anna Larr Roberson	F	6-3	Jr./3L	Ruston, La. / Cedar Creek
45	Anja Bukvic	G	5-10	Fr./HS	Belgrade, Serbia / V Economic School

COACHING & SUPPORT STAFF

Title	Name	Experience	Alma Mater
Head Coach	Brooke Stoehr	7th Year	LA Tech, '02
Associate Head Coach	Nitra Perry	1st Year	Mississippi State, '00
Assistant Coach	Pierre Miller	1st year	Presbyterian, '12
Assistant Coach	Scott Stoehr	7th Year	Nebraska-Wesleyan, '97
Director of Operations	Nick Long	7th Year	ULM, '12
Assistant AD/Communications	Kyle Kavanaugh	2nd Year	LA Tech, '07
Athletic Trainer	Mandy Miller	10th Year	UAB, '96
Sports Performance	Charlotte Matheson-Watts	2nd Year	Lincoln Memorial
Academics Counselor	Ryan Amodei	3rd Year	
Administrative Assistant	Michelle Taylor	1st Year	
Graduate Manager	Caleb Thomas	2nd Year	LA Tech '21
Manager	Parker Brown	2nd Year	
Manager	Jalia Redd	1st Year	
Manager	Cameron Singleton	1st Year	



Brooke Stoehr
Head Coach



Nitra Perry
Associate Head Coach



Pierre Miller
Assistant Coach



Scott Stoehr
Assistant Coach



Nick Long
Director of Operations




Caleb Thomas
Graduate Manager



Kyle Kavanaugh
Assistant A.D.
Communications



Mandy Miller
Athletic Trainer



Bernadette Forbush
Sports Performance



Morgan Brown
Academics Counselor



Michelle Taylor
Administrative
Assistant

BY LOCATION

Arkansas (1)

Keiunna Walker

Louisiana (3)

Salma Bates
Anna Larr Roberson
Kate Thompson

Mississippi (1)

Robyn Lee

Texas (5)

Autumn Smith
Gabbie Green
Amaya Brannon
Mackenzie Wurm
Aeyn Angoi

International (3)

Lotte Sant (Netherlands)
Silvia Nativi (Italy)
Anja Bukvic (Serbia)

BY CLASS

Freshman (2)

Aeyn Angoi
Anja Bukvic

Sophomores (6)

Amaya Brannon
Robyn Lee
Silvia Nativi
Autumn Smith
Kate Thompson
Mackenzie Wurm

Juniors (3)

Salma Bates
Anna Larr Roberson
Lotte Sant

Seniors (2)

Keiunna Walker
Gabbie Green (Graduate)

BY NAME

- #2 Keiunna Walker - **KEE-ah-nuh**
- #4 Lotte Sant - **lo-Tuh Sahnt**
- #23 Silvia Nativi - **Nuh-TEE-vee**
- #33 Mackenzie Wurm - **WORM**
- #34 Aeyn Angoi - **uh-yen un-Wee**
- #44 Anna Larr Roberson - **Rah-berson**
- #45 Anja Bukvic - **on-yuh Boo-K-witch**

HEAD COACH BROOKE STOEHR

Brooke Stoehr knows the storied tradition of Lady Techster basketball.

She was a big part of that history as a player under legendary Hall of Fame head coach Leon Barmore during her four years in Ruston.

This fact combined with her already established track record of winning on the hardwood as a head coach led Louisiana Tech Athletics Director Tommy McClelland to name Stoehr the seventh head coach in Lady Techster basketball history in April of 2016.

Stoehr came back to her alma mater after four tremendously successful years at Northwestern State, where she guided the Lady Demons to three postseason tournaments, including a pair of NCAA Tournament appearances.

Stoehr surpassed the 150-win milestone with a road win at UAB during the 2020-21 season and surpassed 100 wins at Tech in a C-USA tournament semifinal win over UAB this past March. Stoehr now sits third all-time in program wins behind Leon Barmore and Sonja Hogg and enters the 2022-23 season with an overall record of 172-137, including a 101-79 mark in Ruston.

During the 2021-22 season, Stoehr led the Techsters to a 21-12 record on their way to winning the Conference USA West Division crown and earning an automatic birth in the WNIT. The Techsters also reached the C-USA finals for the first time since joining the conference after beating UAB and completing an 11-point fourth quarter comeback over Middle Tennessee in the tournament semifinals.

Stoehr led the Lady Techsters to a 14-10 record in 2020-21, including an overtime win on the road at Marshall to open up Conference USA play, as well as a first round win over the Thundering Herd in the Conference USA tournament.

She has also seen some impressive wins the past few years, including wins over P5 programs in Alabama and Ole Miss. Other impressive wins include a road win over a 14-1 UAB in 2018-19 as well as a victory over the Blazers in the first round of the 2020 C-USA Tournament (first time a 12 seed had defeated a 5 seed in the event).

Stoehr recorded back-to-back winning seasons during her first two years at the helm. After being picked to finish 12th in the 14-team Conference USA in the preseason coaches' poll prior to 2016-17, Stoehr led the Lady Techsters to 18 wins, a fourth-place finish in the regular season standings and the program's first national postseason berth since 2011 during her first year.

LA Tech won seven straight C-USA regular season games down the stretch, advanced to the semifinals of the league tournament before falling to tournament champion WKU and then took SMU to overtime in Dallas in the first round of the WNIT.

She followed that up with a 19-12 record in 2017-18, a third place finish in the C-USA regular season and a second straight berth in the WNIT. It marked the most wins and the highest league finish since 2011-12.

The Techsters posted a win over Big Ten foe Penn State, its first over a P5 program since 2011-12. LA Tech also recorded a road win over eventual C-USA regular season champion UAB, and snapped the Rice Owl's program-record 15-game winning streak.

During her six seasons at Tech, Stoehr has recruited and developed All-Conference players such as 2022 First-Team and 2021 Second-Team guard Keiunna Walker and 2022 Second-Team forward Anna Larr Roberson.

Off the court, the Lady Techsters have been very involved in the local community, volunteering countless hours of community service with a number of organizations, including DART, Buddy Ball, The Big Event, Special Olympics and visiting several local elementary schools.

The Lady Techsters continued to make strides in the classroom as well. Over the past six years 41 players were named to the Conference USA Commissioner's Honor Roll, including a record-high eight Lady Techsters during the 2021-22 season. The Techsters have also achieved a perfect single-season APR score in tow of their last three seasons.

Prior to Louisiana Tech, Stoehr inherited a Northwestern State women's basketball program that had won a total of six games the previous season. In four seasons, NSU compiled a record of 71-58 as the Lady Demons won back-to-back Southland Conference Tournament championships in 2014 and 2015. Those victories produced the first consecutive NCAA Tournament appearances in program history.

In her last season in Natchitoches, Northwestern State earned an appearance in the Women's Basketball Invitational, extending its run of national postseason appearances to three.

Each player who completed her athletic eligibility during the Stoehrs' tenure earned a degree from Northwestern State.

In addition to her time at Northwestern State, Stoehr spent time as an assistant coach at Texas Tech (2009-12), Southern Mississippi (2008-09), LA Tech (2005-08) and UALR (2003-05).

Stoehr played for the Lady Techsters from 1998 through 2002 and helped guide the program to four NCAA Tournament appearances, two Elite Eights and one Final Four. She ended her LA Tech career as the NCAA's all-time leader in free throw percentage.

Brooke and husband Scott have a 12-year-old daughter, Aubrey, and a 10-year-old son, Cooper.



Year	School	Record	Conference	Finish	Postseason
2012-13	NORTHWESTERN STATE	12-18	7-11	8th	None
2013-14	NORTHWESTERN STATE	21-13	11-7	4th*	NCAA, L, 1st Rd
2014-15	NORTHWESTERN STATE	19-15	10-8	5th*	NCAA, L, 1st Rd
2015-16	NORTHWESTERN STATE	19-12	13-5	2nd	WBI, L, 1st Rd
2016-17	LA TECH	18-14	12-6	4th	WNIT, L, 1st Rd
2017-18	LA TECH	19-12	10-6	3rd	WNIT, L, 1st Rd
2018-19	LA TECH	14-16	6-10	10th	None
2019-20	LA TECH	15-15	6-12	12th	None
2020-21	LA TECH	14-10	8-8	4th/West	None
2021-22	LA TECH	21-12	11-7	1st/West	WNIT, L, 1st Rd
2022-23	LA TECH	9-6	2-3		
Totals		181-143	96-83		

MATCHUP BY THE NUMBERS



VS



9-6, 2-3	RECORD	4-10, 1-3
66.7	PG	60.3
59.3	PGA	68.6
.454	FG%	.409
.351	3FG%	.272
.768	FT%	.688
.365	DFG%	.415
.313	D3FG%	.297
+2.1	REB MARGIN	-5.9
15.2	APG	12.7
15.5	TOPG	18.6
6.1	SPG	7.3
3.1	BPG	3.2
LWLWL	LAST 5	LLLWL

THE OPPONENT

North Texas is located in Denton, Texas and is a member of Conference USA. The Mean Green were selected fifth in the C-USA preseason poll.

The Mean Green picked up three for their four wins in the non-conference slate. After dropping their first two C-USA contests, North Texas beat WKU in Denton (84-76) before falling to Middle Tennessee in their last outing.

North Texas is 1-7 on the road this season.

Jalie Mitchell is in her 8th season leading North Texas and is coming off a 17-13 (10-7 C-USA) season 2021-22 that finished with a bid to the 2022 WNIT where they Tulsa (62-75). The Mean Green made it to the C-USA Tournament semifinals after beating Old Dominion (65-58) and fell to the eventual champs Charlotte (63-66).

On the floor, UNT is led by last season's C-USA Preseason Player of the Year, Quincy Noble. Noble, a 5-10 senior guard from McKinney, Texas, is leading C-USA in scoring at 18.2 ppg on .458 shooting, including .364 from three and .846 from the free throw line.

North Texas is averaging 60.3 ppg on .409 shooting, while giving up 68.6 per contest to opponents on .415 shooting.

The Mean Green are top-four in the conference in blocks per game at 3.21.

Statistical Leaders

Quincy Noble	18. ppg	3.3 rpg	1.6 apg
Tommisha Lampkin	8.4 ppg	7.8 rpg	1.7 bpg
Jaaucklyn Moore	8.3 ppg	3.5 rpg	1.2 spg
Aniyah Johnson	5.9 ppg	5.3 rpg	1.0 bpg
Kendall McGruder	5.8 ppg	1.5 rpg	3.2 apg

SERIES RECORDS

ALL-TIME: LA Tech, 15-4 | 20th Overall Meeting

in RUSTON: LA Tech, 7-2

in DENTON: LA Tech, 6-1

at NEUTRAL SITE: LA Tech, 2-1

LAST METING: Feb. 26, 2022 | Ruston, La.

RESULT: LA Tech, 62-54

SERIES STORYLINES

- Wednesday's matchup will be the 20th overall meeting between the Techsters and the Mean Green.
- Tech leads the overall series 15-4 and have a 7-2 mark in Ruston, with Tech taking the first 12 meetings between 1989-90 and 2017-18.
- North Texas took three of the next four before Tech swept the two-game set last season.
- Tech and UNT have had one game reach an overtime period, in Denton, the Mean Green took 74-69.
- Nine of the last 10 games have been decided by fewer than 10 points, including both games in Ruston during the 2020-21 season, which were the closest games in series history, five-point margins. Tech and UNT split that series.

SERIES GAME-BY-GAME

1989-90	Tech 92-56	A
1991-92	Tech 81-53	H
2000-01	Tech 75-63	A
2000-01	Tech 74-57	N
2013-14	Tech 67-54	A
2013-14	Tech 77-59	N
2014-15	Tech 92-57	H
2015-16	Tech 77-71	H
2015-16	Tech 78-67	A
2016-17	Tech 72-65	A
2016-17	Tech 65-49	H
2017-18	Tech 61-53	H
2017-18	NT 76-69	N
2018-19	NT 65-54	H
2019-20	NT 74-69 ^{OT}	A
2020-21	Tech 60-55	H
2020-21	NT 63-58	H
2021-22	Tech 72-60	A
2021-22	Tech 62-54	H

QUICK FACTS

UNIVERSITY

Location Ruston, Louisiana
 Founded 1894
 Enrollment 11,038 (as of Fall 2022)
 Nickname Lady Techsters
 School Colors Red and Blue
 Conference C-USA
 President Dr. Les Guice
 Athletic Director Dr. Eric A. Wood
 SWA Mary Kay Hungate
 Faculty Athletic Rep Dr. Donna Thomas
 Athletics Website LATechSports.com
 Basketball Office Phone (318) 257-5515
 Ticket Office Phone (318) 257-3631

TEAM

2022-23 Record 9-6
 2022-23 C-USA Record 2-3
 2021-22 Record 21-12
 2021-22 C-USA Record 11-7 (1st West)
 Letterwinners R/L 10/2
 Starters R/L 5/0
 Newcomers 2

HISTORY

All-Time Record 1,183-381
 First Year of Basketball 1974 (49 seasons)
 Post Season Tournament Appearances 34
 27 NCAA, 3 AIAW, 4 WNIT
 National Titles 3 (2 NCAA, 1 AIAW)
 Last NCAA Appearance 2011
 1st Round vs. Rutgers
 Last Postseason Appearance 2022
 WNIT 1st Round vs. Houston
 Conference Championships 37
 21 Regular Season, 17 Tournament
 Last Conference Tournament Title 2010 (WAC)
 Last Regular Season Conference Title 2022
 C-USA West Division
 All-Time C-USA Record 79-80 (10 seasons)
 C-USA Tournament Record 8-8
 C-USA Regular Season Championships 1 (West Division)
 Facility Thomas Assembly Center
 Facility Seasons 1982 (41 seasons)
 Facility All-Time Record 508-99
 Facility C-USA Record 45-34 (10 seasons)

COMMUNICATIONS

Asst. A.D./Communications Kyle Kavanaugh
 Cell Phone (318) 957-2934
 Office Phone (318) 257-3145
 Email kylek@latech.edu
 Mailing Address PO Box 3046, Ruston, LA 71272

RADIO

Network LA Tech Sports Network
 General Manager Brad Pietz
 Office Phone (318) 257-5331
 Play-by-play Kyle Roberts

WE ARE LOUISIANA TECH

We are excited you are covering Louisiana Tech Women's Basketball this season. In doing so, we ask that you please refer to us by our correct name and abbreviation.

Thanks and go Lady Techsters!

CORRECT >> Louisiana Tech, LA Tech, Lady Techsters or Techsters

INCORRECT >> LT, LTU, La Tech, La. Tech, Bulldogs or 'Dogs

C-USA PRESEASON

COACHES POLL (1ST PLACE VOTES)

1. Middle Tennessee (9)
2. **LA Tech**
3. Charlotte (2)
4. Rice
5. North Texas
6. WKU
7. UAB
8. UTEP
9. UTSA
10. FIU
11. Florida Atlantic

ALL-CONFERENCE

***Keiunna Walker, LA Tech**

Mikayla Boykin, Charlotte

Jada McMillian, Charlotte

Anna Larr Roberson, LA Tech

Kseniya Malashka, MT

Savannah Wheeler, MT

Courtney Whitson, MT

Quincy Noble, North Texas

Ashlee Austin, Rice

Jordyn Jenkins, UTSA

**Preseason Player of the Year*

LA TECH vs C-USA

All Time 144-84

WKU	27-24
Rice	17-15
North Texas	15-4
UTEP	16-10
FIU	15-1
UTSA	16-6
Florida Atlantic	8-2
Middle Tennessee	7-8
Charlotte	5-8
UAB	10-6

C-USA CHAMPIONSHIPS



March 8-11, 2023
 Frisco, Texas | Ford Center at The Star

CONFERENCE USA STANDINGS

AS OF JAN. 10, 2022

SCHOOL	CONF.	CPCT.	OVERALL	PCT.
Middle Tennessee	5-0	1.000	12-2	.857
UTEP	3-1	.750	10-3	.769
FIU	3-1	.750	8-5	.615
Charlotte	3-2	.600	7-7	.500
Florida Atlantic	2-2	.500	9-4	.692
WKU	2-2	.500	5-8	.385
Louisiana Tech	2-3	.400	9-6	.600
North Texas	1-3	.250	4-10	.286
Rice	1-3	.250	10-3.79	.250
UTSA	1-3	.250	3-10	.231
UAB	1-4	.200	9-5	.643

LADY TECHSTERS RECORD WHEN...

At Home.....	5-3	Shoots .500 or better.....	4-3
On the Road	2-2	.400-.499	4-1
At Neutral Site.....	2-1	.300-.399	1-2
Leading End of 1st Qtr.....	7-3	Less than .300	0-0
Trailing End of 1st Qtr	1-3	Opponents shoot .500 or better	0-0
Tied End of 1st Qtr	1-0	.400-.499	1-5
Leading At Half.....	6-2	.300-.399	6-1
Trailing At Half.....	2-4	Less than .300	2-0
Tied At Half	1-0	Attempts 20 or more 3-pt. FG.....	1-1
Leading End of 3rd Qtr	8-1	10-19	6-4
Trailing End of 3rd Qtr	1-4	Less than 10.....	2-1
Tied end of 3rd Qtr.....	0-1	Opponent attempts 20 or more 3-pt. FG	6-3
In Overtime.....	0-1	10-19	2-3
Tech Scores Less Than 60.....	1-4	Less than 10.....	1-0
60-69	2-1	Shoots more FT than opponents.....	5-2
70-79	5-1	Less than opponents.....	3-3
80-89	1-0	Same	1-1
90-99	0-0	More assists than opponents.....	6-3
100+	0-0	Fewer.....	3-3
Opponent Scores Less Than 60	8-0	Same	0-0
60-69	0-3	More Steals than opponents.....	2-1
70-79	1-3	Fewer.....	7-4
80-89	0-0	Same	0-1
90-99	0-0	In White Uniforms	6-3
100+	0-0	Blue Uniforms	1-2
Margin is 21 or more	3-0	Red Uniforms	2-1
16-20	1-1	Pink Uniforms.....	0-0
10-15	2-0	Record on Monday.....	2-0
6-9	0-3	Tuesday	0-1
3-5	3-2	Wednesday	0-0
2	0-0	Thursday	3-0
1	0-0	Friday	1-0
Outrebounds Opponent.....	6-0	Saturday.....	2-4
Opponent outrebounds Tech	3-6	Sunday.....	2-1
Rebounds are even	0-0	Record in November	5-2
Commits 15 or more turnovers	5-4	December.....	3-3
Less than 15.....	4-2	January.....	1-1
Forces 15 or more turnovers	5-3	February.....	0-0
Less than 15.....	4-3	March.....	0-0

HIGH/LOW ANALYSIS

LA TECH HIGHS

POINTS	86	vs. Central Baptist (11/7)
	79	vs. Rice (1/5)
FGs MADE	34	vs. Central Baptist (11/7)
	28	vs. South Alabama (12/12)
	28	at ULM (11/13)
FG ATTEMPTS	68	at ULM (11/13)
	66	vs. Central Baptist (11/7)
FG%	53.7	at UTEP (1/7)
	51.5	vs. Central Baptist (11/7)
	51.3	vs. UTEP (12/18)
3-PT FGs MADE	9	at UTEP (1/7)
	9	vs. Rice (1/5)
3-PT FG ATTEMPTS	22	vs. Charlotte (12/31)
3-PT FG%	60	at UTEP (1/7)
	56.3	vs. Rice (1/5)
FTs MADE	30	vs. Alcorn State (12/3)
	19	vs. George Wash. (11/27)
FT ATTEMPTS	35	vs. Alcorn State (12/3)
	24	vs. George Wash. (11/27)
FT%	88.9	at UTSA (12/29)
	88.9	vs. South Alabama (12/12)
REBOUNDS	52	vs. Central Baptist (11/7)
	47	at ULM (11/13)
ASSISTS	21	at ULM (11/13)
	21	vs. Central Baptist (11/7)
STEALS	11	vs. Central Baptist (11/7)
	10	at SMU (11/22)
BLOCKS	6	vs. Stetson (11/25)
	4	vs. Charlotte (12/31)
	4	vs. Vanderbilt (12/8)
	4	vs. George Wash. (11/27)
	4	at SMU (11/22)
TURNOVERS	24	vs. Alcorn State (12/3)
	22	at UTEP (1/7)
FOULS	22	vs. Central Baptist (11/7)
	20	vs. Stetson (11/25)

LA TECH LOWS

POINTS	53	vs. Illinois State (11/26)
	54	vs. UTEP (12/18)
FGs MADE	18	vs. Alcorn State (12/3)
	20	vs. UTEP (12/18)
	20	vs. Illinois State (11/26)
FG ATTEMPTS	39	vs. UTEP (12/18)
	41	at UTEP (1/7)
FG%	34.4	vs. Charlotte (12/31)
	37.7	vs. Illinois State (11/26)
3-PT FGs MADE	1	vs. South Alabama (12/12/)
	1	vs. Illinois State (11/26)
3-PT FG ATTEMPTS	8	vs. George Wash. (11/27)
3-PT FG%	5.0	vs. Central Baptist (11/7)
	9.1	vs. Illinois State (11/26)
FTs MADE	7	vs. Charlotte (12/31)
	8	vs. UTEP (12/18)
	8	at SMU (11/22)
	8	at ULM (11/13)
FT ATTEMPTS	10	at SMU (11/22)
	11	at ULM (11/13)
FT%	53.3	vs. Arkansas State (11/10)
REBOUNDS	25	at UTEP (1/7)
	26	at SMU (11/22)
	29	vs. Rice (1/5)
	29	vs. UTEP (12/18)
ASSISTS	11	at UTSA (12/29)
	11	vs. UTEP (12/18)
	13	vs. Alcorn State (12/3)
	13	at SMU (11/22)
	13	vs. Arkansas State (11/10)
STEALS	3	vs. Rice (1/5)
	3	at UTSA (12/29)
	3	vs. UTEP (12/18)
BLOCKS	1	vs. South Alabama (12/12/)
	1	vs. Illinois State (11/26)
	1	at ULM (11/13)
TURNOVERS	11	vs. Rice (1/5)
	11	vs. Charlotte (12/31)
	11	vs. George Wash. (11/27)
FOULS	10	at UTSA (12/29)
	12	vs. Illinois State (11/26)
	12	vs. Arkansas State (11/10)

OPPONENT HIGHS

POINTS	75	vs. Vanderbilt (12/8)
	74	vs. Rice (1/5)
FGs MADE	27	vs. Vanderbilt (12/8)
	27	vs. Illinois State (11/26)
	24	at SMU (11/22)
FG ATTEMPTS	64	vs. UTEP (12/18)
	63	vs. Vanderbilt (12/8)
FG%	46.6	vs. Illinois State (11/26)
	43	at SMU (11/22)
3-PT FGs MADE	12	vs. Vanderbilt (12/8)
	10	at UTEP (1/7)
	10	vs. South Alabama (12/12)
3-PT FG ATTEMPTS	32	vs. South Alabama (12/12)
	28	vs. Vanderbilt (12/28)
3-PT FG%	47.6	at UTEP (1/7)
	42.9	vs. Vanderbilt (12/8)
FTs MADE	20	vs. Rice (1/5)
	16	at UTEP (1/7)
FT ATTEMPTS	24	vs. Rice (1/5)
	24	vs. Central Baptist (11/7)
	22	Alcorn State (12/3)
FT%	88.9	at UTEP (1/7)
	83.3	vs. Rice (1/5)
	83.3	vs. Arkansas State (11/10)
REBOUNDS	41	vs. Charlotte (12/31)
	37	at UTSA (12/29)
	37	at ULM (11/13)
ASSISTS	18	vs. Alcorn State (12/3)
	17	vs. Charlotte (12/31)
STEALS	15	vs. Alcorn State (12/3)
	10	vs. UTEP (12/18)
BLOCKS	9	at ULM (11/13)
	5	at UTSA (12/29)
TURNOVERS	23	vs. Central Baptist (11/7)
	22	vs. Stetson (11/25)
FOULS	28	vs. Alcorn State (12/3)
	23	vs. Vanderbilt (12/8)

OPPONENT LOWS

POINTS	30	vs. Central Baptist (11/7)
	50	vs. South Alabama (12/12)
	50	vs. Stetson (11/25)
FGs MADE	9	vs. Central Baptist (11/7)
	16	vs. South Alabama (12/12)
FG ATTEMPTS	51	vs. Central Baptist (11/7)
	52	vs. George Wash. (11/27)
FG%	17.6	vs. Central Baptist (11/7)
	27.1	vs. South Alabama (12/12)
3-PT FGs MADE	1	vs. Central Baptist (11/7)
	2	at ULM (11/13)
	6	at ULM (11/13)
3-PT FG ATTEMPTS	5	vs. Central Baptist (11/7)
3-PT FG%	18.8	at UTSA (12/29)
	8	at UTSA (12/29)
FTs MADE	8	vs. South Alabama (12/12)
	13	vs. UTEP (12/18)
FT ATTEMPTS	13	vs. George Wash. (11/27)
	13	vs. Central Baptist (11/7)
FT%	45.8	vs. Central Baptist (11/7)
	50.0	vs. South Alabama (12/12)
REBOUNDS	23	vs. Alcorn State (12/3)
	28	vs. George Wash. (11/27)
ASSISTS	5	vs. Central Baptist (11/7)
	6	vs. Stetson (11/25)
STEALS	6	vs. Charlotte (12/31)
	6	vs. Stetson (11/25)
	6	at SMU (11/22)
	6	vs. Central Baptist (11/7)
BLOCKS	0	at UTEP (1/7)
	0	vs. Central Baptist (11/7)
	1	vs. South Alabama (12/12)
	1	vs. Alcorn State (12/3)
	1	vs. Stetson (11/25)
TURNOVERS	10	vs. Rice (1/5)
	11	vs. UTEP (12/18)
FOULS	13	vs. Charlotte (12/31)
	14	vs. Arkansas State (11/10)

LA TECH PLAYER HIGHS

POINTS	26	Walker vs. Rice (1/5)
	24	Walker at UTEP (1/7)
FGs MADE	23	Roberson vs. Vanderbilt (12/8)
	10	Roberson vs. Vanderbilt (12/8)
	9	Walker vs. Rice (1/5)
FG ATTEMPTS	18	Walker vs. Rice (1/5)
	17	Walker at ULM (11/13)
FG%	100	Nativi vs. CBC (11/7)
(min. 4 attempts)	83.3	Sant at UTSA (12/29)
	75.0	Lee vs. UTEP (12/18)
	75.0	Green, Illinois State (11/26)
3-PT FGs MADE	5	Sant at UTSA (12/29)
(min. 5 made)		
3-PT FG ATTEMPTS	7	Sant vs. Rice (1/5)
	7	Green vs. Charlotte (12/31)
	7	Sant vs. Stetson (11/25)
	7	Green vs. A-State (11/10)
3-PT FG%	100	Green, Vanderbilt (12/8)
(min. 3 makes)		
FTs MADE	12	Walker vs. George Wash. (11/27)
	9	Roberson vs. Alcorn State (12/3)
	13	Walker, vs. George Wash. (11/27)
	12	Roberson vs. Alcorn State (12/3)
FT%	100	Walker vs. Rice (1/5)
(min. 5 attempts)	100	Wurm at UTSA (12/29)
	100	Bates vs. Alcorn State (12/3)
REBOUNDS	15	Roberson, South Alabama (12/12)
	10	Brannon vs. Charlotte (12/31)
	10	Roberson vs. Alcorn State (12/3)
	10	Roberson vs. Stetson (11/25)
	10	Roberson at ULM (11/13)
ASSISTS	7	Nativi, Vanderbilt (12/8)
STEALS	4	Nativi vs. CBC (11/7)
BLOCKS	3	Wurm vs. Rice (1/5)
	3	Wurm vs. Charlotte (12/31)
	3	Wurm at UTSA (12/29)
	3	Wurm vs. Stetson (11/25)
TURNOVERS	6	Walker at UTEP (1/7)
	6	Bates at UTSA (12/29)
	6	Bates vs UTEP (12/18)
	6	Walker vs. Alcorn State (12/3)
	6	Brannon vs. Alcorn State (12/3)
MINUTES	41	Bates, Vanderbilt (12/8)
	40	Nativi, Vanderbilt (12/8)

OPPONENT PLAYER HIGHS

POINTS	31	Garraud, Vanderbilt (12/8)
	21	Jenkins, UTSA (12/29)
	21	Brown, Alcorn State (12/3)
	21	Smith, SMU (11/22)
FGs MADE	11	Garraud, Vanderbilt (12/8)
FG ATTEMPTS	20	Jenkins, UTSA (12/29)
FG%	75.0	Ulabo, UTSA (12/29)
(min. 4 attempts)		
3-PT FGs MADE	7	Garraud, Vanderbilt (12/8)
3-PT FG ATTEMPTS	13	Garraud, Vanderbilt (12/8)
3-PT FG%	75.0	Simmons, South Alabama (12/12)
(min. 3 makes)		
FTs MADE	7	Austin, Rice (1/5)
FT ATTEMPTS	10	Brown, Alcorn State (12/3)
FT%	100	Arike, UTEP (1/7)
(min. 4 attempts)	100	Coleman, UTSA (12/29)
	100	Kierra Brimzy, ULM (11/13)
	100	Lauryn Pendleton, A-State (11/10)
REBOUNDS	12	Tac, UTEP (12/18)
	12	Melodie Kapinga, A-State (11/10)
ASSISTS	9	McMillian, Charlotte (12/31)
STEALS	4	Jackson, Rice (1/5)
	4	Jackson, UTEP (12/18)
	4	Obillo, Alcorn State (12/3)
BLOCKS	4	Katlyn Manuel, ULM (11/13)
TURNOVERS	6	Arike, UTEP (1/7)
	5	Brown, Alcorn State (12/3)
	5	McNeal, Stetson (11/25)
	5	Izzy Higginbottom, A-State (11/10)
MINUTES	42	Garraud, Vanderbilt (12/8)
	42	Harbison, Vanderbilt (12/8)

CBC = Central Baptist College

LA TECH 2022-23 SPECIALTY STATS

Date	Opponent	W/L	Points in Paint			Pts Off Turnovers			2nd Chance Pts.			Fast Break Pts.			Bench Points		
			Tech	Opp.	Diff.	Tech	Opp.	Diff.	Tech	Opp.	Diff.	Tech	Opp.	Diff.	Tech	Opp.	Diff.
Nov. 7	CENTRAL BAPTIST	W	46	6	+40	17	10	+7	14	3	+11	19	4	+15	46	9	+37
Nov. 10	ARKANSAS STATE	W	34	18	+16	15	13	+2	8	8	---	5	10	-5	14	7	+7
Nov. 13	at ULM	W	40	32	+8	8	12	-4	11	9	+2	9	4	+5	22	22	---
Nov. 22	at SMU	L	22	28	-6	14	13	+1	3	5	-2	4	12	-8	10	7	+3
Nov. 25	Stetson	W	30	24	+6	22	13	+9	10	5	+5	12	2	+10	25	19	+6
Nov. 26	Illinois State	L	24	36	-12	13	17	-4	6	13	-7	1	8	-7	33	23	+10
Nov. 27	George Washington	W	38	22	+16	22	10	+12	11	4	+7	10	5	+5	23	19	+4
Dec. 3	ALCORN STATE	W	22	36	-14	16	15	+1	12	8	+4	9	6	+3	20	43	-23
Dec. 8	VANDERBILT	L	30	24	+6	26	23	+3	7	14	-7	9	8	+1	21	23	-2
Dec. 12	SOUTH ALABAMA	W	46	8	+38	10	8	+2	4	7	-3	9	6	+3	29	20	+9
Dec.18	UTEP*	L	26	32	-6	8	20	-12	0	5	-5	10	9	+1	23	4	+19
Dec.29	at UTSA*	W	12	36	-24	12	10	+2	5	10	-5	2	9	-7	15	14	+1
Dec.31	CHARLOTTE*	L	26	34	-8	8	9	-1	11	7	+4	5	11	-6	7	21	-14
Jan. 5	RICE*	W	28	30	-2	10	12	-2	4	9	-5	8	14	-6	17	15	+2
Jan. 7	at UTEP*	L	18	20	-2	21	25	-4	5	11	-6	6	13	-7	9	16	-7
Jan. 11	NORTH TEXAS*																
Jan. 14	at UAB*																
Jan. 19	at WKU*																
Jan. 21	at MT*																
Jan. 26	UAB*																
Jan. 28	UTSA*																
Feb. 2	at Rice*																
Feb. 9	FIU*																
Feb. 11	FAU*																
Feb. 16	at UNT*																
Feb. 18	at Charlotte*																
Feb. 23	WKU*																
Feb. 25	MT*																
Mar. 2	at FIU*																
Mar. 4	at FAU*																
Mar. 7	C-USA/TBA																
Totals		9-6	442	386	+56	222	210	+12	111	118	-7	118	121	-3	314	262	+52

LA TECH 2022-23 LEADS & DEFICITS

Date	Opponent	Largest Lead	Largest Deficit	Time Led	Time Trailed	Time Tied	Result
Nov. 7	CENTRAL BAPTIST	56 (4th 0:00)	----	37:26	----	2:34	W, 86-30
Nov. 10	ARKANSAS STATE	12 (4th 5:15)	12 (2nd 7:21)	15:44	23:57	0:19	W, 59-56
Nov. 13	at ULM	17 (4th 2:05)	2 (1st 8:50)	38:00	0:15	1:45	W, 68-53
Nov. 22	at SMU	10 (1st 0:36)	7 (4th (7:07)	20:37	17:09	2:14	L, 59-63
Nov. 25	Stetson	25(3rd 0:08)	----	39:39	----	0:21	W, 73-50
Nov. 26	Illinois State	----	25 (4th 8:21)	----	39:10	0:50	L, 53-70
Nov. 27	George Washington	20 (4th 2:07)	11 (2nd 4:09)	28:26	7:22	4:12	W, 71-52
Dec. 3	ALCORN STATE	18 (2nd 6:22)	----	38:00	----	2:00	W, 70-59
Dec. 8	VANDERBILT	12 (3rd 2:46)	5 (OT 0:07)	34:32	5:24	5:04	L, 75-70 ^{OT}
Dec. 12	SOUTH ALABAMA	27 (3rd 1:24)	3 (1st 9:29)	36:15	3:14	0:31	W, 73-50
Dec.18	UTEP*	6 (3rd 5:40)	8 (2nd 6:46)	29:13	4:28	6:19	L, 54-62
Dec. 29	at UTSA*	7 (4th 4:30)	6 (3rd 3:49)	11:21	18:22	10:17	W, 62-57
Dec. 31	CHARLOTTE*	5 (1st 3:41)	10 (4th 0:30)	13:28	22:00	4:32	L, 57-66
Jan. 5	RICE *	16 (2nd 8:06)	5 (1st 9:13)	34:13	5:12	0:35	W, 79-74
Jan. 7	at UTEP*	8 (1st 3:25)	12 (4th 9:25)	14:03	21:24	5:33	L, 72-66
Jan. 11	NORTH TEXAS*						
Jan. 14	at UAB*						
Jan. 19	at WKU*						
Jan. 21	at MT*						
Jan. 26	UAB*						
Jan. 28	UTSA*						
Feb. 2	at Rice*						
Feb. 9	FIU*						
Feb. 11	FAU*						
Feb. 16	at UNT*						
Feb. 18	at Charlotte*						
Feb. 23	WKU*						
Feb. 25	MT*						
Mar. 2	at FIU*						
Mar. 4	at FAU*						
Mar. 7	C-USA/TBA						

STARTING LINEUPS

Date	Opponent	Player	Player	Player	Player	Player	Result
Nov. 7	CENTRAL BAPTIST	Bates	Walker	Green	Brannon	Roberson	W, 86-30
Nov. 10	ARKANSAS STATE	Bates	Walker	Green	Brannon	Roberson	W, 59-56
Nov. 13	at ULM	Bates	Walker	Green	Brannon	Roberson	W, 68-53
Nov. 22	at SMU	Bates	Walker	Nativi	Brannon	Roberson	L, 59-63
Nov. 25	Stetson	Bates	Walker	Nativi	Brannon	Roberson	W, 73-50
Nov. 26	Illinois State	Bates	Walker	Nativi	Brannon	Roberson	L, 53-70
Nov. 27	George Washington	Bates	Walker	Nativi	Brannon	Roberson	W, 71-52
Dec. 3	ALCORN STATE	Bates	Walker	Nativi	Brannon	Roberson	W, 70-59
Dec. 8	VANDERBILT	Bates	Walker	Nativi	Brannon	Roberson	L, 75-70 ^{OT}
Dec. 12	SOUTH ALABAMA	Bates	Walker	Nativi	Brannon	Roberson	W, 73-50
Dec. 18	UTEP*	Bates	Walker	Nativi	Brannon	Roberson	L, 54-62
Dec. 29	at UTSA*	Bates	Walker	Nativi	Brannon	Wurm	W, 62-57
Dec. 31	CHARLOTTE*	Bates	Walker	Nativi	Brannon	Wurm	L, 57-66
Jan. 5	RICE*	Bates	Walker	Nativi	Brannon	Wurm	W, 79-74
Jan. 7	at UTEP*	Bates	Walker	Nativi	Brannon	Wurm	L, 72-66
Jan. 7	at UTEP*						
Jan. 11	NORTH TEXAS*						
Jan. 14	at UAB*						
Jan. 19	at WKU*						
Jan. 21	at MT*						
Jan. 26	UAB*						
Jan. 28	UTSA*						
Feb. 2	at Rice*						
Feb. 9	FIU*						
Feb. 11	FAU*						
Feb. 16	at UNT*						
Feb. 18	at Charlotte*						
Feb. 23	WKU*						
Feb. 25	MT*						
Mar. 2	at FIU*						
Mar. 4	at FAU*						
Mar. 7	C-USA/TBA						

Record by Lineups

Lineup 1:	Bates, Walker, Green, Brannon, Roberson	3-0
Lineup 2:	Bates, Walker, Nativi, Brannon, Roberson	4-4
Lineup 3:	Bates, Walker, Nativi, Brannon, Wurm	2-2

CAREER SUMMARIES

Name	Season	Career	Career	Career Statistical Totals					10+	10+	Double
	Starts	Starts	GP	Points	Reb	Assists	Steals	Blocks	Points	Reb	Doubles
Green	3	109	128	1270	417	261	140	4	56	2	0
Walker*	15	98	124	1664	412	195	146	13	86	1	1
Roberson	11	69	97	1102	690	51	71	66	57	25	20
Bates	15	52	93	542	207	244	83	17	22	1	1
Brannon	15	36	48	359	225	37	52	4	16	1	1
Nativi	12	35	48	170	129	131	57	16	4	1	0
Lee	0	10	66	296	115	45	27	1	9	0	0
Sant	0	34	102	432	236	87	33	12	8	0	0
Thompson	0	16	69	228	143	20	21	31	3	0	0
Wurm	4	4	27	71	59	5	5	25	1	1	1
Smith	0	0	21	16	6	6	9	0	0	0	0
Bukvic	0	0	7	15	3	2	1	0	0	0	0
Angoi	0	0	7	10	7	0	1	0	0	0	0

*Triple Double

GAME-BY-GAME LEADERS

Date	Opponent	Points	Rebounds	Assists
Nov. 7	CENTRAL BAPTIST	Keiunna Walker (17)	Amaya Brannon (8)	Salma Bates (6) Silvia Nativi (6)
Nov. 10	ARKANSAS STATE	Salma Bates (17)	Gabbie Green (8)	Salma Bates (4)
Nov. 13	at ULM	Amaya Brannon (18)	Anna Larr Roberson (10)	Silvia Nativi (6)
Nov. 22	at SMU	Keiunna Walker (22)	Salma Bates (5)	Silvia Nativi (6)
Nov. 25	Stetson	Anna Larr Roberson (19)	Anna Larr Roberson (10)	Keiunna Walker (5) Salma Bates (5)
Nov. 26	Illinois State	Gabbie Green (11)	Anna Larr Roberson (7)	Silvia Nativi (5)
Nov. 27	George Washington	Keiunna Walker (20)	Anna Larr Roberson (9)	Keiunna Walker (3)
Dec. 3	ALCORN STATE	Anna Larr Roberson (17) Keiunna Walker (17)	Anna Larr Roberson (17)	Salma Bates (3) Silvia Nativi (3) Lotte Sant (3)
Dec. 8	VANDERBILT	Anna Larr Roberson (23)	Gabbie Green (8)	Silvia Nativi (7)
Dec. 12	SOUTH ALABAMA	Robyn Lee (16)	Anna Larr Roberson (15)	Silvia Nativi (6)
Dec. 18	UTEP*	Keiunna Walker (12)	Amaya Brannon (7)	Salma Bates (4)
Dec. 29	at UTSA*	Keiunna Walker (20)	Salma Bates (6)	Salma Bates (4)
Dec. 31	CHARLOTTE*	Amaya Brannon (15)	Amaya Brannon (10)	Salma Bates (4) Silvia Nativi (4)
Jan. 5	RICE*	Keiunna Walker (26)	Keiunna Walker (7)	Salma Bates (5)
Jan. 7	at UTEP*	Keiunna Walker (24)	Mackenzie Wurm (6)	Salma Bates (5)
Jan. 11	NORTH TEXAS*			
Jan. 14	at UAB*			
Jan. 19	at WKU*			
Jan. 21	at MT*			
Jan. 26	UAB*			
Jan. 28	UTSA*			
Feb. 2	at Rice*			
Feb. 9	FIU*			
Feb. 11	FAU*			
Feb. 16	at UNT*			
Feb. 18	at Charlotte*			
Feb. 23	WKU*			
Feb. 25	MT*			
Mar. 2	at FIU*			
Mar. 4	at FAU*			
Mar. 7	C-USA/TBA			

Games Leading in	Points	Rebounds	Assists
	Keiunna Walker -- 8	Anna Larr Roberson -- 6	Silvia Nativi -- 9
	Anna Larr Roberson -- 4	Amaya Brannon -- 3	Salma Bates -- 7
	Amaya Brannon -- 2	Gabbie Green -- 2	Keiunna Walker -- 2
	Salma Bates -- 1	Salma Bates -- 2	Lotte Sant -- 1
	Gabbie Green -- 1	Keiunna Walker -- 1	
	Robyn Lee -- 1	Mackenzie Wurm -- 1	

GAME-BY-GAME NOTABLES

LA Tech 86, Central Baptist 30 (Nov. 7, 2022)

- LA Tech is now 1-0 against Central Baptist, taking the first-ever matchup in the series.
- Coach Stoehr is now 6-1 in season openers at LA Tech, winning six straight.
- The 56-point margin is the most in those six games.
- The 30 points allowed matches the 10th lowest single-game score in program history.
- Keiunna Walker is now No. 26 on the all-time scoring list, moving past Monica Maxwell, with 1,420 career points.
- Walker took charge No. 125 of her career.
- Anna Larr Roberson had her 50th career game in double figures, she is now 38 points away from 1,000 career points.
- Silvia Nativi tied a career-high with seven assists.
- Tech's defense forced 21 turnovers, the 109th time since 2010.
- Gabbie Green, Ayen Angoi, Anja Bukvic all made their LA Tech debuts tonight.

LA Tech 59, Arkansas State 56 (Nov. 10, 2022)

- LA Tech is 39-3 against Arkansas State and 19-1 at home in the all-time series.
- Tech has now started the season 2-0 for the fourth straight year.
- LA Tech now has 595 wins in Ruston in its program history.
- Keiunna Walker is now No. 25 on the all-time scoring list, moving past Jane Ellen Cook, with 1,428 career points.
- Salma Bates had her 18th career game in double figures and tied her career-high with 17 points.
- Bates dished out her 200th career assist.
- Tech outscored Arkansas State 34-18 in the paint.
- Walker took two charges; she now has 127 for her career.
- Gabbie Green scored her first points in a Techster uniform.

LA Tech at ULM (Nov. 13, 2022)

- LA Tech is 49-9 against ULM in the all-time series and is 20-7 in Monroe.
- Tech is 3-0 for the first time since 2017.
- Amaya Brannon had a career-high 18 points and tied a career-high with nine rebounds.
- Brannon registered her 100th career field goal make in 36 games.
- Anna Larr Roberson now has 17 career double-doubles.
- Roberson is nine points away from 1,000 for her career.
- Keiunna Walker posted her 75th career-game in double figures.
- The Techsters took three charges in the game: Salma Bates, Amaya Brannon and Keiunna Walker.
- Salma Bates made her 40th career start.

SMU 63, LA Tech 59 (Nov. 22, 2022)

- LA Tech is 18-2 against SMU in the all-time series and is 7-2 in Dallas.
- Anna Larr Roberson became the 45th member to join the Lady Techsters 1,000-point club.
- Keiunna Walker also passed Whitney Jones and Ayana Walker for No. 23 on the all-time scoring list, with 1,463 points.
- Walker hit her 400th career free throw, she is currently No. 6 all-time.
- Walker also eclipsed 500 made field goals in her career.
- Silvia Nativi now has six assists in three of four games this season.
- Robyn Lee reached 100 rebounds for her career.
- Salma Bates tied a career-high in steals, with 3
- Walker took two charges; Amaya Brannon took one.
- Roberson played in her 90th career game, and Kate Thompson played in her 60th.

GAME-BY-GAME NOTABLES

LA Tech 73, Stetson 50 (Nov. 25, 2022)

- LA Tech is now 2-0 all-time against Stetson and is now 1-0 on a neutral floor.
- Anna Larr Roberson had a season-high with 19 points and 10 rebounds.
- It was Roberson's second double-double of the season and 18th of her career.
- She is now tied with Vickie Johnson and Belinda Jones on the all-time list.
- Lotte Sant had a season-high 11 points, her first game in double figures this season.
- The Techsters have had six different players reach double figures through the first five games.
- Keiunna Walker passed Amber Obaze for No. 22 on the all-time scoring list, with 1,481 points.
- Tech had a season-high six blocks in the game.
- Mackenzie Wurm tied her career-high with three blocks.
- Salma Bates registered her 12th career block.
- Walker took three more charges; she has nine on the season.

Illinois State 70, LA Tech 53 (Nov. 26, 2022)

- LA Tech is now 5-2 in the all-time series and Illinois State.
- The Redbirds evened the series on neutral floors at 1-1.
- Tech is now 182-73 all-time at neutral sites.
- Anna Larr Roberson now has seven or more rebounds in five of six games.
- Silvia Nativi had five assists and no turnovers, she now has 28 assists to seven turnovers on the year.
- Mackenzie Wurm had a season-high six points.
- Autumn Smith notched a career-high two assists.
- Anja Bukvic registered her first career steal.
- Gabbie Green scored in double figures for the first time as a Lady Techster, with 11 points.

LA Tech 71, George Washington 52 (Nov. 26, 2022)

- LA Tech now leads the all-time series with George Washington 1-0.
- Tech is now 183-73 all-time at neutral sites after going 2-1 this weekend in Las Vegas.
- Anna Larr Roberson has reached double figures in five games with 14 points Sunday.
- Roberson passed Amy Brown and Takeisha Lewis for No. 42 on the all-time scoring list; she has 1,040 career points.
- Anna Larr Roberson now has seven or more rebounds in six of seven games.
- Keiunna Walker also reached double figures for the fifth time with her second 20-point performance this season.
- Walker moves into No. 21 on the all-time scoring list, passing Belinda Jones and surpassing 1,500 career points; she now has 1,505.
- Silvia Nativi pulled down the 100th rebound of her career.
- Keiunna Walker started her 90th career game while becoming No. 5 on the all-time list in both career free throw attempts (573) and free throw makes (420); she passed Adrienne Johnson and Venus Lacy, respectively.
- All-Tournament Team -- Nevaeh Brown (ETSU), **Keiunna Walker (LA Tech)**, DeAnna Wilson (Illinois St.), Paige Robinson (Illinois St.), Nneka Obiazor (UNLV), Justice Ethridge (UNLV), MVP -- Desi-Rae Young (UNLV)

GAME-BY-GAME NOTABLES

LA Tech 70, Alcorn State 59 (Dec. 3, 2022)

- LA Tech now leads the all-time series with Alcorn 10-0 and are 8-0 in Ruston.
- Tech is now 6-2 for the third straight season.
- Tech's defense forced 20 or more turnovers for the third time this season and registered a season-high nine steals.
- Tech has scored 70 or more points in three of their last four games.
- Lotte Sant reached double figures for the second time this season and had a season-high 13 points.
- Anna Larr Roberson has reached double figures in six games with 17 points Saturday and posted her third double-double of the season (17 points, 10 rebounds).
- Roberson passed Vickie Johnson and Belinda Jones on the all-time double-doubles list with 19.
- Anna Larr Roberson now has seven or more rebounds in seven of eight games.
- Keiunna Walker also reached double figures for the sixth time and her eight made free throws pass Tasha Williams for No. 4 on the all-time list in free throw makes.
- Silvia Nativi registered her 100th career assist, she has 3 or more assists in six of eight games.
- Keiunna Walker and Amaya Brannon each drew charges; Tech has drawn 17 this season.

Vanderbilt 75, LA Tech 70 (OT) (Dec. 8, 2022)

- Vanderbilt now leads the all-time series 2-1 and ties the series in Ruston, 1-1.
- LA Tech is now 26-22 all-time in overtime games and falls to 6-8 in OT games at home.
- Tech has now played at least one overtime game in each of the last 14 seasons.
- Anna Larr Roberson's team and season-high 23 points moved her passed LaQuan Stallworth and Danielle Whitehurst for No. 40 on the all-time scoring list.
- Roberson's 10 made field goals is a new team, season-high in 2022-23.
- Keiunna Walker registered her 80th career game in double figures with 18 points.
- Silvia Nativi tied her career-high with seven assists.
- Salma Bates tied a season-high with six assists.
- Gabbie Green tied her season-high with eight rebounds and surpassed 400 rebounds in her career.
- Tech has scored 70 or more points in four of their last five games.

LA Tech 73, South Alabama 50 (Dec. 12, 2022)

- LA Tech now leads the all-time series 22-0; 12-0 in Ruston.
- LA Tech improved to 7-3 for the fifth straight season.
- Tech is now 3-0 on the year against the Sun Belt.
- Tech has scored 70 or more points in five of their last six games.
- Robyn Lee reached double figures for the third time this season, scoring a season-high 16 points.
- Anna Larr Roberson picked up her fourth double-double of the season with 13 points and tied a career-high with 15 rebounds.
- Roberson passed Teresa Weatherspoon on the all-time scoring list; she sits at No. 39 with 1,093 career points.
- Keiunna Walker passed Adrienne Johnson on the all-time list for made three throws; Walker is now No. 3 at 441 makes.
- Walker reached double figures for the eighth time this season and took her 13th charge of 22-23.
- Silvia Nativi has had five or more assists in six of ten games this season; she finished with six.
- Nativi's 45 assists are the most through 10 games to start a season since Chrisstasia Walter's 52 in 2014-15.
- Tech's bench has scored 20 or more points in eight of 10 games.
- LA Tech had a season-high 46 points in the paint.

GAME-BY-GAME NOTABLES

UTEP 62, LA Tech 54 (Dec. 18, 2022)

- LA Tech now leads the all-time series 16-9 and is 7-4 in games played in Ruston.
- Tech moves to 3-7 all-time in C-USA openers and is 2-4 in openers at home.
- Keiunna Walker reached double figures for the ninth time this season with a team-high 12 points.
- The Techsters took four charges in the game; they now have 22 on the year.
- Silvia Nativi has had three or more assists in nine of 11 games this season.
- Salma Bates had four assists and now has three or more in seven games this season.
- Tech's bench has scored 20 or more points in nine of 11 games.
- LA Tech hit a season-high six threes in the game.

LA Tech 62, UTSA 57 (Dec. 29, 2022)

- LA Tech now leads the all-time series 16-6 and is 7-4 in games played in San Antonio.
- Keiunna Walker reached double figures for the 10th time this season with a team-high 20 points.
- Walker moved into the Lady Techsters top-20 in scoring, passing Lori Scott.
- Mackenzie Wurm made her first career start.
- Wurm tied a career-high with three blocks and tied a season-high with five rebounds.
- Lotte Sant surpassed 400 career points and hit her 100th career three-pointer.
- Sant finished with a career-high five made threes and tied her career-high in points with 15.
- Salma Bates had four assists and has three or more in eight games this season.
- Bates reached double figures for the third time this season and tied a season-high with six rebounds.
- Bates also surpassed 500 career points in the game.
- Amaya Brannon reached double figures for the fourth time this season and had a season-high three steals.
- Tech's bench has scored 15 points, reaching double digits in all 12 games this season.

Charlotte 66, LA Tech 57 (Dec. 31, 2022)

- Charlotte now leads the all-time series 8-5 and holds a 4-3 edge in Ruston. Charlotte has not won five straight in the series.
- Amaya Brannon recorded her first-career double-double with 15 points and a career-high ten rebounds. Brannon has reached double figures five times this season, including the last two games.
- Mackenzie Wurm made her second-career start and recorded six rebounds and three blocks for the second consecutive outing to go along with a season-high eight points.
- Keiunna Walker reached double figures for the 11th time this season, seventh straight, and grabbed four rebounds giving her over 400 in her career.
- Lotte Sant played in her 100th career game and hit her 105th three. She is eight makes away from cracking LA Tech's all-time top-10 in made threes.
- Salma Bates reached double figures for the fourth time this season, the second in as many games, and had four assists. She has three or more assists in nine games this season.
- Silvia Nativi added four more assists, which gives her three or more in ten games.

GAME-BY-GAME NOTABLES

LA Tech 79, Rice 74 (Jan. 5, 2022)

- LA Tech leads the all-time series 17-15 and is 12-3 in games played in Ruston.
- LA Tech won game No. 598 in Ruston.
- Tech improves to 5-0 after a loss this season and improved to 2-2 against schools from Texas.
- This was Tech's first win of the season when allowing more than 60 points.
- Tech hit a season-high nine threes in the game, hitting 9-16. Tech has hit four or more in four straight.
- Keiunna Walker surpassed 1,600 career points and moved past Shanavia Dowdell for No. 18 on the all-time scoring list. Walker has reached double digits in eight straight games with a season-high 26 points tonight. She has 1,622 for her career.
- Keiunna Walker also moved past Nora Lewis for third all-time in career free-throw attempts, with 629, and tied a season-high with seven rebounds.
- Lotte Sant has three or more made threes in four contests this season, she hit three tonight. Sant is five makes from cracking Tech's all-time top-10 and is 11 for her last 20 over the last five games. Sant also tied a season-high with three assists.
- Salma Bates pulled down her 100th career rebound and reached double digits for the fourth time this season, twice in last three games. Bates added five assists making it seven-straight with three or more. She's done it ten times this season.
- Amaya Brannon reached double figures for the sixth time this season, her third game in a row.
- Mackenzie Wurm added three more blocks in the contest, making it three straight games with three blocks, and the fourth time she has done so this season.

UTEP 72, La Tech 66 (Jan. 7, 2022)

- LA Tech leads the all-time series 16-10 and falls to 8-6 on the road in El Paso, snapping Tech's three-game streak in the desert. UTEP also earns the season sweep over LA Tech.
- Tech has hit nine threes in back-to-back games, giving them a five-game stretch of six or more.
- Keiunna Walker moved past Whitney Frazier and Kay Ford for No. 16 on the all-time scoring list. Walker has reached double digits in nine straight games and had her fifth 20-point outing of the year with 24. She has 1,646 for her career.
- Lotte Sant has multiple threes in eight games this season. Sant is now three makes from cracking Tech's all-time top-10 and is 13 for her last 23 in the last five games.
- Salma Bates reached double figures for the fifth time this season (14 points) and now has three or more assists in eight-straight games (10th time this season) registering four today.
- Amaya Brannon reached double figures for the seventh time this season, her fourth game in a row. She had 13.
- Silvia Nativi had five assists, the seventh time this year she has registered five or more.
- Mackenzie Wurm tied her season-high with six rebounds and added a block giving her 10 over the last four games, the most in a four-game stretch for a Techster since Kevion Moten in 2014-15.

GAME-BY-GAME NOTABLES

LA TECH vs. North Texas (Jan. 11, 2022)

STOEHR AS A TECHSTER

Brooke (Lassiter) Stoehr played for Louisiana Tech from 1998-2002 and helped guide the program to four straight regular season conference titles, four straight tournament titles, four straight NCAA Tournament appearances and a berth in the 1999 NCAA Final Four.

- * Overall record of 119-16 record
- * Record of 61-1 in regular season league games
- * Record of 11-0 in conference tournament games
- * 4 regular season titles (3 Sun Belt, 1 WAC)
- * 4 conference tournament titles (3 Sun Belt, 1 WAC)
- * 4 NCAA Tournaments
- * 1 Final Four (1999)
- * 2 Elite Eights (1999, 2000)

STOEHR ERA IN RUSTON

Brooke Stoehr is the seventh head coach in Louisiana Tech Lady Techster basketball history. She was hired in late April of 2016, with her husband Scott Stoehr, following the resignation of former LA Tech head coach Tyler Summitt.

Head Coach	Years	Record
Sonja Hogg	1974-85	307-55
Leon Barmore	1982-2002	576-87
Kurt Budke	2002-2005	80-16
Chris Long	2005-2009	71-44
Teresa Weatherspoon	2009-2014	99-71
Tyler Summitt	2014-16	30-31
Brooke Stoehr	2016-present	110-85

ALL-TIME WINS BY COACH

Brooke Stoehr entered the 2022-23 season with 101 career wins at Louisiana Tech. She moved into third place with a win UAB in the opening round of the 2022 Conference USA tournament.

Head Coach	LA Tech Wins
1. Leon Barmore	576
2. Sonja Hogg	307
3. Brooke Stoehr	110
4. Teresa Weatherspoon	99
5. Kurt Budke	80
6. Chris Long	71
7. Tyler Summitt	30

HEAD COACHING DEBUTS

Louisiana Tech head coaches are 4-3 all-time in their first game on the sideline for the Lady Techsters.

Head Coach	Year	Result
Sonja Hogg	1974-75	L, Southeastern LA, 59-55
Leon Barmore	1982-73	W, Mississippi College, 95-62
Kurt Budke	2002-03	W, #7 Texas Tech, 85-76
Chris Long	2005-06	L, WKU, 80-59
Teresa Weatherspoon	2008-09	W, Hawaii 68-56
Tyler Summitt	2014-15	W, Stephen F. Austin, 76-69
Brooke/Scott Stoehr	2016-17	L, LSU, 77-73

OPENING STATEMENTS

Brooke Stoehr has won each of the last six season openers she has coached in, and is 10-1 all-time in lid-lifters. Stoehr's only loss came in her first game at the helm of the Lady Techsters to LSU, 73-77. Stoehr is 6-0 against teams outside Division I, winning by an average of 42 points per game.

Year	School	Opponent	Result
2022-23	Louisiana Tech	Central Baptist	W, 86-30
2021-22	Louisiana Tech	Jarvis Christian	W 103-53
2020-21	Louisiana Tech	McNeese State	W 90-45
2019-20	Louisiana Tech	LSU-Alexandria	W 93-61
2018-19	Louisiana Tech	LSU-Alexandria	W 112-70
2017-18	Louisiana Tech	Grambling State	W 64-53
2016-17	Louisiana Tech	LSU	L 73-77
2015-16	Northwestern State	Letourneau	W 73-44
2014-15	Northwestern State	Letourneau	W 78-35
2013-14	Northwestern State	Houston	W 74-70
2012-13	Northwestern State	New Orleans	W 53-52

NON-CONFERENCE TAC DOMINATION

The Lady Techsters had an 18-game regular-season non-conference home winning streak snapped against Vanderbilt in a 75-70 overtime loss on Dec. 9, 2022. It was the fourth longest streak in program history. The previous defeat on its home court by a non-conference opponent was on Nov. 20, 2019 by Wichita State.

The longest streak in Lady Techsters basketball history is 107 straight games inside the TAC against non-conference regular season opponents. Below is a list of the longest home winning streaks against non-conference opponents.

No. of Game	Dates
107	Nov. 30, 1978 (vs. Arkansas) - Feb. 15, 1986 (vs. Creighton)
31	Feb. 26, 1986 (vs. SFA) - Feb. 9, 1989 (vs. ODU)
20	Jan. 30, 1976 (vs. New Orleans) - Feb. 11, 1978 (vs. SFA)
18	Nov. 26, 2019 (vs. Loyola-New Orleans) - Dec. 9, 2022 (vs. Vanderbilt)
15	Dec. 1, 1995 (vs. St. Johns) - Dec. 30, 1997 (vs. #3 Tennessee)
12	Dec. 16, 1998 (vs. SMU) - Dec. 7, 2000 (vs. Mississippi State)

WHO'S NEW

Louisiana Tech welcomes just two newcomers to the roster this year after having nine new faces last season.

Prep freshman **Ayen Angoi** (Dallas, Texas/Bishop Lynch HS) and **Anja Bukvic** (Belgrade, Serbia) join the LA Tech roster for 2022-23.

Pittsburgh transfer **Gabbie Green**, who transferred in last season, sat out all last year due to an injury.

NEWEST SIGNING CLASS

The Lady Techsters signed two players on Nov. 9 during the early signing period.

Guards **Jianna Morris** (Sherwood, Ark./Sylvan Hills HS) and **Paris Guilory** (Lake Charles, La./St. Louis Catholic) became the first two signees for the 2022-23 class.

INTERNATIONAL FLAVOR

This year's roster will have a similar international flare as the last two years with returners **Lotte Sant** (Amsterdam, The Netherlands), **Silvia Nativi** (Ferrara, Italy), and newcomer **Anja Bukvic** (Belgrade, Serbia). Below is a list of the international players that LA Tech has had on its roster in the program history.

Player	Nationality
Margaret Deciman	Canada
Raizel Guinto	Canada
Irene Murua	Spain
Silvia Nativi	Italy
Rhi Ockwell	Australia
Lotte Sant	The Netherlands
Jelena Vucinic	New Zealand
Anja Buckvic	Serbia

Current Players in **BOLD**

FROM THE STRIPE

The Lady Techsters finished as the No. 1 free-throw shooting team in the conference last season (.759) which ranked as the highest single-season FT% in program history, beating out the 2020-21 season at .748.

The last four seasons all rank in the top-4 in program history, with 2018-19 as No. 3 (.725) and 2019-20 as No. 4 (.720).

Tech is currently 76.8 percent from the line in 2022-23 which ranks No. 2 in C-USA and 35th in the NCAA.

ON THE DOUBLE

Junior **Anna Larr Roberson** has made her presence known as one of the top post players in the conference during her career. Roberson has collected 20 career double-doubles, including nine during her sophomore campaign in 2021-22. She recently passed Vickie Johnson and Belinda Jones on the program's all-time double-double list with a 17 point, 10 rebound effort against Alcorn State.

She dropped an 18 point, 15 rebound (career-high) double-double against Southern Miss on Jan. 9, 2022.

She became the first Lady Techsters to grab double digit rebounds in four straight games since Jasmine LeBlanc grabbed 10 or more rebounds in six straight contests in the 2016-17 season.

JUST CHARGE IT

Junior **Keiunna Walker** took a pair of charges against Southern Miss on Jan. 9, surpassing 100 career charges taken. Walker led the Lady Techsters in charges last season with 42 while the Lady Techster took 74 as a team during 2021-22.

Player	2022-23	Career
Keiunna Walker	22	104
Amaya Brannon	7	23
Anna Larr Roberson	1	10
Lotte Sant	0	5
Robyn Lee	0	4
Salma Bates	2	3
Silvia Nativi	1	2
Kate Thompson	0	1
Totals	30	191

RECORD WATCH

Keiunna Walker & Anna Larr Roberson have both made a name for themselves in a Techster uniform and are etching their names in the LA Tech record books.

Keiunna Walker

Career Points -- No. 16 • 1,664

-Just passed -- Kay Ford • 1,644
 -Chasing -- No. 15, Elinor Griffin • 1,677
 -- No. 14, Pam Gant • 1,714
 -- No. 13, Debra Williams • 1,749
 -- No. 12, Kierra Anthony • 1,753
 -- No. 11, Nora Lewis • 1,760
 -- No. 10, Tamicha Jackson • 1,822

Career Made Free Throws -- No. 4 • 469

-Just passed -- Adrienne Jonnson • 437
 -Chasing -- No. 2, Janice Lawrence • 535
 -- No. 1, Pam Kelly • 593

Career Free Throw Attempts -- No. 3 • 635

-Just passed -- Nora Lewis • 628
 -Chasing -- No. 2, Janice Lawrence • 792
 -- No. 1, Pam Kelly • 965

Anna Larr Roberson

Career Points -- No. 39 • 1,102

-Just Passed -- Teresa Weatherspoon • 1,087
 Chasing -- No. 38, Shantel Hardison • 1,127
 -- No. 37, Alisa Burras • 1,134
 -- No. 36, Tia Sossamon • 1,161
 -- No. 35, Shan Moore • 1,183

Career Free Throw Percentage -- No. 3 • 80.4%

-Just passed -- Jasmine Bendolph • 79.8%
 -Chasing -- No. 2, Amy Brown • 82.7%
 -- No. 1, Brooke Lassiter • 91.5%

Career Double-Doubles -- No. 21 • 20

-Just passed -- Vickie Johnson & Belinda Jones • 18
 -Chasing -- No. 20, Jo Sneed • 22

Lotte Sant

Career Three-Pointers Made -- 110

-Chasing -- No. 10, Erica Smith-Taylor • 112
 -- T-No. 8, Brooke Lassiter • 123
 -- T-No. 8, Kierra Anthony • 123
 -- No. 7, Monica Maxwell • 126

MILESTONES

Below are milestones that are approaching for individual players.

- **Keiunna Walker** is 15 points away from top-15 in all-time scoring
- **Keiunna Walker** is 5 assists away from career No. 200
- **Keiunna Walker** is 2 starts away from career No. 100
- **Anna Larr Roberson** is 10 rebounds away from 700 for her career
- **Anna Larr Roberson** 3 games away from No. 100
- **Lotte Sant** is 3 made threes away from all-time top-10
- **Robyn Lee** is 4 points away from No. 300

DEFENSIVE STATE OF MIND

LA Tech has been one of the best defensive teams in C-USA under Brooke Stoehr.

This season, the Techsters rank No. 2 C-USA (79th nationally) in scoring defense at 59.3 ppg and defensive field-goal percentage (.365), which ranks top-50 nationally.

FORCING TURNOVERS

Since the 2010-11 season the Lady Techsters have forced 111 opponents into 20 or more turnovers, including five times forcing teams into 30-plus turnovers.

Year	Turnovers in a Game	
	20+	30+
2022-22	3	0
2021-22	9	2 (Jarvis Christian College/UTEP - 33)
2020-21	6	0
2019-20	12	1 (McNeese State - 30)
2018-19	10	0
2017-18	12	0
2016-17	4	0
2015-16	6	1 (Southern Miss - 30)
2014-15	7	0
2013-14	5	0
2012-13	9	1 (San Jose State - 30)
2011-12	11	0
2010-11	17	0
Total	111	5

TOPS IN C-USA

Louisiana Tech ranks atop the league among Conference USA foes in several categories so far this season.

No. 1 Ranking in C-USA (national ranking)

- Assists -- 15.2 per game (77th nationally)

No. 2 Ranking in C-USA (national ranking)

- Scoring Defense -- 59.3 ppg (79 nationally)
- Defensive FG% -- 36.5 (49th nationally)
- FG% -- 45.4 (37th nationally)
- Three-Point FG% -- 35.1 (44th nationally)
- FT% -- 76.8 (35th nationally)

No. 3 Ranking in C-USA (national ranking)

- Assist:Turnover -- 0.98 (91st nationally)

Individually...

- Keiunna Walker** -- 97 FTA rank No. 1 in C-USA (23rd nationally)
- Keiunna Walker** -- 76 FTM rank No. 1 in C-USA (23rd nationally)
- Keiunna Walker** -- 243 points rank No. 2 in C-USA
- Keiunna Walker** -- 16.2 PPG rank No. 5 in C-USA
- Silvia Nativi** -- No. 4 in the NCAA in A:TO (3.1); No. 1 in C-USA
- Silvia Nativi** -- No. 2 in C-USA in Assists with 62
- Silvia Nativi** -- No. 3 in C-USA in APG (4.1)
- Mackenzie Wurm** -- No. 2 in C-USA in blocks with 20 (92nd nationally)
- Mackenzie Wurm** -- No. 3 in C-USA in BPG (1.43) (87th nationally)

ITALIAN DISHSES

Sophomore guard, **Silvia Nativi** has been an assist machine so far in the 2022-23 season.

Nativi has 3 or more assists in 13 of 15 games and five or more in six games, including a season-high 7 against Vanderbilt. She boasts 62 assists to only 20 turnovers on the year.

Nativi ranks No. 4 in NCAA assist to turnover ratio at 3.1 (No. 1 in C-USA), ranks No. 2 in C-USA in assists, and No. 3 assists per game at 4.1.

Her 46 assists marked the most in the first 10 games of a season for a Lady Techster since 2014-15, Christasia Walter (52).

PAINT JOBS

LA Tech had a dominant start to the season in the paint and have ranked as one of the most efficient teams in the country around the rim.

However, Tech has been outscored in the paint the last five games (-42) since losing Anna Larr Roberson to injury.

The Techsters are averaging 29.5 points per game in the paint and are +56 on the season over opponents and tied season-high with 46 points in the paint against South Alabama. The also hit the 46 point mark in the season-opener against Central Baptist.

At the Rim National Rankings

- No. 70 in PPP -- 1.262
- No. 70 in FG% -- 57.2

Around the Basket National Rankings

- No. 49 in PPP -- 1.145
- No. 70 FG% -- 55.1

BENCH-MARKS

LA Tech's bench has proved productive in 2022 averaging 20.9 points per game and are +52 on opponents so far this season.

The Techsters' bench has scored in double figures in 13 or 15 games and have hit 20+ in nine games this year with a high-mark of 46 points against Central Baptist in the season opener.

The only game two games to not reach double figures have been games without starting all-conference forward Anna Larr Roberson (Charlotte, 7; UTEP, 9).

HISTORIC NOTES

TAC DOMINATION

Over the past 40 seasons, Louisiana Tech has dominated opponents in the Thomas Assembly Center. Below are some impressive home numbers through the start of the 2022-23 season.

- * Home winning streaks of 52 and 62 games, which both rank in the Top 10 in NCAA history
- * Record of 508-99 all-time in the arena
- * Record of 218-50 in regular season conference games
- * Record of 15-2 in conference tournament games
- * 53-19 vs. ranked opponents
- * 33-0 in NCAA Tournament games
- * 47-2 in national postseason games

400 ROAD WINS

The Lady Techsters picked up their 400th road win in program history on Wednesday, Mar. 2 at Old Dominion (65-62). Historically, Tech boasts a 400-200 road record.

POST-SEASON HISTORY

With Louisiana Tech's bid to the 2022 WNIT, the Lady Techsters have now competed in 34 national postseason tournaments, including three AIAW Tournaments, 27 NCAA Tournaments and 4 WNITs. Tech participated as a member of the AIAW until 1981-82 when the NCAA took over women's basketball.

	NCAA	AIAW	WNIT
Appearances	27	3	4 (09, 17, 18, 22)
Final 4s	10	3	0
Title Games	6	2	0
Titles	2 (1981, 1988)	1 (1980)	0

DOWN BUT NOT OUT

Louisiana Tech has produced some great come-from-behind wins during its history, including a program record 21-point come-from-behind win over Old Dominion in 1989-90.

Top-10 Come-From-Behind Wins

Team	Margin	Result
1. Old Dominion (89-90)	-21	W, 72-71
2. Idaho (12-13)	-20	W, 67-58
3. Iowa (05-06)	-19	W, 95-91 (2OT)
3. Florida Atlantic (14-15)	-19	W, 73-68
5. UAB (14-15)	-18	W, 61-55
6. Houston (18-19)	-16	W, 100-88 (OT)
6. Prairie View (11-12)	-16	W, 89-83 (3OT)
6. Rice (04-05)	-16	W, 76-66
6. UAB (16-17)	-16	W, 64-63
10. Fresno State (04-05)	-15	W, 92-87 (2OT)
10. Lamar (90-91)	-15	W, 77-76

VICTORIOUS DESPITE LACK OF OFFENSE

Below is a list of the wins where LA Tech scored the fewest amount of points and still found a way to win.

1. 43-38 vs. Little Rock (Dec. 2, 2019)
2. 48-36 vs. Oklahoma (March 18, 1995)
3. 50-42 vs. UNO (March 11, 1994)
3. 50-42 vs. ULL (March 5, 1986)
3. 50-39 vs. Little Rock (Dec. 20, 2013)

#OneMore

HISTORIC NOTES

FEWEST POINTS SCORED

1. 26 vs. Texas A&M (77-26) on Dec. 4, 2012
2. 35 vs. Tennessee (60-35) on Dec. 4, 2002
3. 37 vs. Charlotte (55-37) on Jan. 31, 2020
4. 38 vs. Middle Tennessee (75-38) on Jan. 12, 2019
5. 41 vs. LSU (51-41) on Dec. 15, 2008
6. 42 vs. Boise State (52-42) on Jan. 25, 2009
6. 42 vs. Mississippi State (72-42) on Dec. 3, 2008
8. 43 vs. Little Rock (43-38) on Dec. 2, 2019
9. 44 vs. Southeastern Louisiana (81-44) on Feb. 8, 1975
9. 44 vs. Tennessee (67-44) on March 29, 1987
9. 44 vs. LSU (61-44) on Dec. 30, 2006
9. 44 vs. Southern Miss (57-44) on Jan. 30, 2021
9. 44 at Ole Miss (62-44) on Nov. 19, 2021
9. 44 at Marshall (62-44) on Dec. 30, 2021

BASKETBALL HALL OF FAMERS

A total of nine former Louisiana Tech coaches and/or players have been enshrined into the Women's Basketball Hall of Fame. The list is a who's who of Louisiana Tech's women's basketball lore. Leon Barmore, Teresa Weatherspoon and Kim Mulkey are also a part of the Naismith Memorial Basketball Hall of Fame.

	WBB HOF	Naismith HOF
Kim Mulkey	Class of 2000	Class of 2020
Leon Barmore	Class of 2003	Class of 2003
Janice Lawrence	Class of 2006	
Pam Kelly	Class of 2007	
Sonja Hogg	Class of 2009	
Teresa Weatherspoon	Class of 2010	Class of 2019
Gary Blair	Class of 2013	
Kurt Budke	Class of 2014	
Sue Donohoe	Class of 2020	

KODAK/STATE FARM FACTORY

Louisiana Tech boasts 16 Kodak/State Farm All-Americans in its history.

Player	Year
Tamicha Jackson	2000
Amanda Wilson	1999
Debra Williams	1996
Vickie Johnson	1995, 1996
Venus Lacy	1990
Nora Lewis	1989
Teresa Weatherspoon	1987, 1988
Pam Gant	1985
Janice Lawrence	1983, 1984
Angela Turner	1982
Pam Kelly	1980, 1981, 1982

WADE TROPHY WINNERS

Louisiana Tech also boasts three Wade Trophy recipients. Named after 3-time national champion Delta State coach Margaret Wade, it is annually presented to the best player in the country (debut in 1978). LA Tech's three recipients of the award are **Pam Kelly** (1981-82), **Janice Lawrence** (1983-84) and **Teresa Weatherspoon** (1987-88).

Programs with most Wade Trophy Recipients

1. UConn	8
2. LA Tech	3
2. Old Dominion	3
2. Texas	3
2. Baylor	3

HISTORIC NOTES

1,000-WIN CLUB

Louisiana Tech is one of the winningest programs in the history of the game. LA Tech won its 1000th game defeating Nevada 66-59 on March 11, 2011 in the semifinals of the 2011 WAC Tournament in Las Vegas.

Program Wins (Entering 22-23)	Current Wins (Through 21-22)
1. Tennessee (1426)	1426
2. Connecticut (1240)	1240
3. Stanford (1181)	1181
4. James Madison (1176)	1176
5. Louisiana Tech (1174)	1174
6. Stephen F. Austin (1155)	1155
7. Texas (1157)	1157
8. Old Dominion (1217)	1121
9. Ohio State (1099)	1099
10. Maryland (1078)	1078

WINNING AT A HIGH PERCENTAGE

Louisiana Tech ranks No. 4 all-time in the history of women's basketball in winning percentage. The Lady Techsters have won .758 percent of its games (through end of 2021-22 season). Tech trails only Connecticut, Tennessee, and Stanford.

Program	Pct (End of 2021-22 season)
1. UConn	.799 (1240-312)
2. Tennessee	.798 (1426-360)
3. Stanford	.773 (1181-346)
4. LA Tech	.758 (1174-374)
5. Notre Dame	.739 (1046-370)
6. Green Bay	.737 (1058-378)
7. Texas	.731 (1157-426)
8. SFA	.710 (1155-471)
9. Maryland	.709 (1078-443)
10. South Dakota State	.705 (1068-447)

43 OF 48

Since the program's inception in 1974, Louisiana Tech has recorded 43 winning seasons (out of 48). The only losing seasons in the history of the program came in 2012-13 (14-17), 2013-14 (12-20), 2015-16 (14-16) and 2018-19 (14-16). Tech posted its first ever .500 season in 2019-20 when the Lady Techsters went 15-15.

TOUGHEST PLACES TO PLAY

Louisiana Tech is one of the hardest places in the country to play in women's basketball as the Lady Techsters have won 85.32 percent of their games in Ruston since the program's inception in 1974, third only to Knoxville, Tenn. and Stanford, Calif. Records are **through the end of the 2021-22 season.**

Cities (Program)	Record	Percentage
1. Knoxville, Tenn. (Tennessee)	SEC 645-76	89.46%
2. Stanford, Calif. (Stanford)	Pac-12 588-96	85.96%
3. Ruston, La. (Louisiana Tech)	C-USA 593-102	85.32%
4. Missoula, Mont. (Montana)	Big Sky 590-111	84.17%
5. South Bend, Ind. (Notre Dame)	ACC 508-106	82.74%
6. Austin, Texas (Texas)	Big 12 616-131	82.46%
7. Bowling Green, Kent. (WKU)	C-USA 544-127	81.07%
8. College Park, Md. (Maryland)	Big Ten 581-137	80.92%
9. Salt Lake City, Utah (Utah)	Pac-12 519-128	80.22%
10. Grand Forks, N.D. (N Dakota)	Summit 522-134	79.57%

HISTORIC NOTES

MILESTONE WINS

Louisiana Tech recorded win No. 1,100 in its program's history with an 87-50 victory over Alcorn State on Dec. 29, 2017. Below is a list of milestone wins for Louisiana Tech in the program's history.

Milestone	Opponent	Score	Year
No. 1	LSU	97-83	1974-75
No. 100	Southern	105-84	1978-79
No. 200	Oral Roberts	95-53	1981-82
No. 300	Oral Roberts	78-59	1894-82
No. 400	Holy Cross	79-51	1988-85
No. 500	Alabama	93-72	1992-93
No. 600	Western Kentucky	89-49	1995-96
No. 700	New Orleans	97-57	1998-99
No. 800	New Mexico	67-54	2002-03
No. 900	Iowa	77-59	2006-07
No. 1000	Nevada	66-59	2010-11
No. 1100	Alcorn State	87-50	2017-18
No. 1200	???		

MILESTONES IN RUSTON

Since the program's inception in 1974, Louisiana Tech has won 500 games in the city of Ruston between the old Memorial Gym and the Thomas Assembly Center. Below is a list of Tech's milestone wins in Ruston.

No. 1	Tech 97, LSU 83 Jan. 24, 1975 Memorial Gym
No. 50	Tech 93, LSU 61 Feb. 2, 1980 Memorial Gym
No. 90	Tech 82, Kentucky 60 March 20, 1982 Memorial Gym (Last in arena)
No. 91	Tech 83, Alabama 56 Dec. 9, 1982 Thomas Assembly Center (1st in arena)
No. 100	Tech 94, South Carolina 54 Jan. 15, 1983 Thomas Assembly Center
No. 200	Tech 109, Lamar 49 March 11, 1989 Thomas Assembly Center
No. 300	Tech 84, Southern Miss 46 March 18, 1996 Thomas Assembly Center
No. 400	Tech 87, Fresno State 62 Feb. 13, 2003 Thomas Assembly Center
No. 500	Tech 64, New Mexico State 50 Feb. 25, 2012 Thomas Assembly Center
No. 600	???

MILESTONE WINS AT TAC

Louisiana Tech surpassed its 500th win at the Thomas Assembly Center. LA Tech is at 503 wins and only 96 losses in the facilities history.

No. 1	LA Tech 83, Alabama 56, Dec. 9, 1982
No. 100	LA Tech 88, Stephen F. Austin 54, an. 17, 1989
No. 200	LA Tech 111, UL-Lafayette 36, Jan. 10, 1996
No. 300	LA Tech 95, Nevada 65, March 2, 2002
No. 400	LA Tech 62, San Jose State 53, Feb. 19, 2011
No. 500	LA Tech 68, UTEP 65, Feb. 7, 2022

HISTORIC NOTES

WNBA FACTORY

Adrienne Johnson became the 16th Louisiana Tech player selected in the WNBA Draft in 2011 as she was taken with the 28th overall selection (4th in the third round) by the Connecticut Sun. Tech has had a total of **21** former players that have played in the WNBA (includes free agent signings).

Year	Player	Team (Round)
2011	Adrienne Johnson	Connecticut Sun (3rd)
2010	Shanavia Dowdell	Washington Mystics (2nd)
2005	Erica Smith-Taylor	Washington Mystics (2nd)
2004	Amisha Carter	New York Liberty (2nd)
2004	Trina Frierson	Seattle Storm (2nd)
2003	Cheryl Ford	Detroit Shock (1st)
2002	Ayana Walker	Detroit Shock (2nd)
2002	Takeisha Lewis	Seattle Storm (3rd)
2000	Betty Lennox	Minnesota Lynx (1st)
2000	Tamicha Jackson	Detroit Shock (1st)
2000	Shaka Massey	Charlotte Sting (4th)
1999	Amanda Wilson	Phoenix Mercury (4th)
1999	Alisa Burras*	Portland Fire (1st)*
1997	Vickie Johnson	New York Liberty (2nd)
1997	Racquel Spurlock	Houston Comets (3rd)
1997	Debra Williams	Charlotte Sting (3rd)

*, Expansion Draft

Additional Techsters in WNBA (free agent, supplemental drafts)

Teresa Weatherspoon, New York Liberty
 Monica Maxwell, Washington Mystics
 Venus Lacy, New York Liberty
 Janice Lawrence, Cleveland Rockers
 LaShawn Brown, Washington Mystics

HISTORIC NOTES

OVERTIME HISTORY

Tech is 25-22 all-time in OT games. Below is a list of LA Tech's all-time overtime results.

OT History	Overall	Home	Road	Neutral	League
Overall:	26-22	6-8	15-11	5-3	14-10
1 OT	20-21	4-8	13-10	3-3	11-9
2 OT	4-0	2-0	1-0	1-0	2-0
3 OT	2-1	0-0	1-1	1-0	1-1
1974-75	Northwestern State		L 86-77		Neutral
1974-75	Northwestern State		W 87-83		Neutral
1976-77	Southeastern LA		L 104-102		Ruston
1977-78	Kansas		W 90-82		Neutral
1979-80	Rutgers		W 89-83		Piscataway
1984-85	ULM		W 79-77		Ruston
1984-85	Southern Cal		W 83-79		Los Angeles
1986-87	Long Beach State		L 99-95		Long Beach
1987-88	Texas		W 83-80		Austin
1988-89	Tennessee		L 62-61		Neutral
1990-91	Texas Tech		L 79-67		Lubbock
1990-91	Stephen F. Austin		L 77-74		Ruston
1991-92	Western Kentucky		L 72-66		Bowling Green
1991-92	Northern Illinois		L 77-71		DeKalb
1992-93	Ole Miss		W 68-64		Oxford
1993-94	Western Kentucky		W 87-82		Bowling Green
1995-96	Connecticut		W 83-81		Neutral
2003-04	Rice		L 87-84		Houston
2004-05	Illinois		L 71-65		Ruston
2004-05	Hawaii		L 79-78		Honolulu
2004-05	Fresno State		W 92-87 2ot		Neutral
2005-06	Iowa		W 95-91 2ot		Ruston
2005-06	Hawaii		W 71-66		Honolulu
2008-09	Utah State		W 90-82		Logan
2008-09	Idaho		W 67-63		Moscow
2008-09	Nevada		L 91-88		Reno
2009-10	Idaho		W 74-71		Ruston
2009-10	Fresno State		L 81-78		Ruston
2010-11	Hawaii		W 74-69		Honolulu
2010-11	Fresno State		W 94-92 3ot		Fresno
2010-11	Fresno State		W 90-84		Ruston
2011-12	Prairie View		W 89-83 3ot		Neutral
2012-13	Denver		W 82-77 2ot		Denver
2012-13	Utah State		L 76-75		Ruston
2013-14	Tulsa		W 82-75		Tulsa
2014-15	Southern Miss		L 79-77		Ruston
2015-16	UTSA		W 82-72		San Antonio
2015-16	Rice		L 72-67		Birmingham
2016-17	Clemson		L 78-67		Clemson
2016-17	Rice		W 70-67		Houston
2016-17	SMU		L 75-70		Dallas
2018-19	Houston		W, 100-88		Ruston
2018-19	Marshall		L, 90-88 3ot		Huntington
2019-20	North Texas		L, 74-69		Denton
2019-20	Rice		L, 73-60		Ruston
2020-21	Marshall		W, 61-51		Huntington
2021-22	Rice		W, 90-80 2ot		Ruston
2022-23	Vanderbilt		L, 70-75		Ruston

TEAM GAME RECORDS

MOST POINTS SCORED

1. 130 by Tech vs. Cleveland St., 12-28-98
2. 126 by Tech vs. UTPA, 2-18-89
3. 124 by Tech vs. UL-Lafayette, 3-9-90

FEWEST POINTS

1. 24 by UCLA vs. Tech, 1-4-84
2. 25 by UTPA vs. Tech, 2-18-89
3. 29 by St. John vs. Tech, 12-1-95

FIELD GOALS ATTEMPTED

1. 96 by Tech vs. Alcorn State, 12-4-92
2. 95 by Tech vs. UTPA, 2-24-96
3. 94 by Tech vs. Texas Tech, 1-13-88

FIELD GOALS MADE

1. 55 by Tech vs. Cleveland St., 12-28-98
2. 53 by Tech vs. Arkansas St., 12-11-87
3. 48 by Tech vs. U.S. International, 12-12-86

FIELD GOAL PERCENTAGE

1. 69.1 by Tech (34-49) vs. Tenn., 12-14-82
2. 68.1 by Tech (47-61) vs. Lamar, 1-30-88
3. 66.0 by Tech (35-53) vs. UTA, 11-24-97

THREE-POINT FIELD GOALS ATTEMPTED

1. 37 by Florida Atlantic, 1-22-14
2. 34 by Tech vs. Illinois, 12-4-04
3. 32 by Idaho vs. Tech 1-30-10

THREE-POINT FIELD GOALS MADE

1. 14 by Tech vs. USM, 2-17-17
2. 12 by New Orleans vs. Tech, 3-6-98
2. 12 by Tech vs. UTPA, 2-23-91
4. 11 by Tech vs. South Ala., 2-6-99
4. 11 by W. Kentucky vs. Tech 2-10-95

THREE-POINT FIELD GOAL PERCENTAGE

- (minimum 10 attempted)
1. 70.0 by Tech (7-10) vs. UTSA, 2-1-14
 2. 64.7 by Tech (11-17) vs. So. Ala., 2-6-99
 3. 63.6 by Penn St. (7-11) vs. Tech, 3-14-99
 3. 63.6 by Tennessee (7-11) vs. Tech, 2-5-91

FREE THROWS ATTEMPTED

1. 50 by Tech vs. UCLA, 1-4-84
2. 49 by Tech vs. Lamar, 1-17-98
3. 48 by Tech vs. San Diego State, 1-13-86

FREE THROWS MADE

1. 33 by Tech vs. Lamar, 1-17-98
1. 33 by Tech vs. San Diego State, 1-13-86
3. 32 by Tech vs. UCLA, 1-4-84
3. 32 by Tech vs. NMSU 1-16-10
3. 32 by SJSU vs. Tech, 1-24-13

FREE THROW PERCENTAGE

- (minimum 10 attempted)
1. 100.0 by ULL (12-12) vs. Tech, 1-10-96
 1. 100.0 by W. Kentucky (10-10) vs. Tech, 12-3-83
 3. 100.0 by Marshall (10-10) vs. Tech, 3-3-16

REBOUNDS

1. 74 by Tech vs. UTPA, 1-18-90
1. 74 by Tech vs. SMU, 2-16-02
3. 72 by Tech vs. UL-Lafayette, 2-4-89

ASSISTS

1. 37 by Tech vs. UL-Lafayette, 3-9-90
2. 34 by Tech vs. Arkansas State, 12-11-87
3. 33 by Tech vs. South Alabama, 1-12-98

STEALS

1. 27 by Tech vs. SLU, 12-5-84
2. 26 by Tech vs. Arkansas State, 1-14-99
3. 25 by Tech vs. UL-Lafayette, 1-8-98
3. 25 by Tech vs. McNeese State, 1-17-83

BLOCKED SHOTS

1. 17 by Tech vs. Nicholls State, 11-26-08
2. 15 by Tech vs. Miss. College, 11-30-83
2. 15 by Idaho vs. Tech, 1-12-12

INDIVIDUAL GAME RECORDS

MOST POINTS

1. 50 Kierra Anthony, Tech vs. UH, 11-14-18
2. 47 Sheila Ethridge, Tech vs. UTPA, 2-23-91
3. 46 Crystal Smith, Iowa vs. Tech, 11-22-05
4. 45 Kierra Anthony, Tech vs. USM, 2-9-19
5. 44 Anna Larr Roberson vs. Rice, 2-24-22

MOST FIELD GOALS ATTEMPTED

1. 39 Sheila Ethridge, Tech vs. Tenn., 2-5-91
2. 36 Kim Perrot, UL-Lafayette vs. Tech, 3-9-90
3. 31 Sheila Ethridge, Tech vs. Lamar, 3-9-91
3. 30 Keiunna Walker, Tech vs. Rice, 2-24-22
4. 30 Kim Perrot, UL-Lafayette vs. Tech, 2-22-90
4. 30 Kierra Anthony, Tech vs. USM, 2-9-19

MOST FIELD GOALS MADE

1. 20 Anna Larr Roberson, Tech vs. Rice, 2-24-22
1. 20 Belinda Jones, Tech vs. New Orleans, 1975
3. 19 Kierra Anthony, Tech vs. UH, 11-14-18
4. 18 Sheila Ethridge, Tech vs. UTPA, 2-23-91
5. 17 Kierra Anthony, Tech vs. USM, 2-9-19
5. 17 Pam Gant, Tech vs. Penn State, 1-7-85

MOST THREE-POINT FIELD GOALS ATTEMPTED

1. 23 Sheila Ethridge, Tech vs. Tenn., 2-5-91
2. 20 Kim Perrot, UL-Lafayette, vs. Tech, 3-9-90
3. 19 Kim Sitzman, UALR, vs. Tech 12-22-08
4. 17 Sheila Ethridge, Tech vs. UTEP, 2-23-91
4. 17 Victoria Morris, ODU vs. Tech, 1-26-18

MOST THREE-POINT FIELD GOALS MADE

1. 10 Sheila Ethridge, Tech vs. UTEP, 2-23-91
2. 8 Sheila Ethridge, Tech vs. Tenn., 2-5-91
3. 7 Sonja Tate, Ark. State vs. Tech, 2-15-93
3. 7 Abby Vaughan, Boise St., vs. Tech, 1-3-02
3. 7 Ashley Bastian, Boise St. vs. Tech, 2-15-03
3. 7 Brietta Thomas, Tech vs. Boise St., 3-3-11
3. 7 Victoria Vivians, Miss St vs. Tech, 12-13-15
3. 7 Taylor Stahly, Tech vs. Charlotte, 1-19-19

MOST FREE THROWS ATTEMPTED

1. 21 Shantel Hardison, Tech vs. Lamar, 2-15-92
2. 17 Venus Lacy, Tech vs. Virginia, 12-10-88
3. 16 Kim Young, Southern Miss vs. Cleveland State, 12-29-98
3. 16 Venus Lacy, Tech vs. LSU, 3-23-89
3. 16 Tasha Williams, Tech vs. Rice, 1-1-05
3. 16 Tasha Williams, Tech vs. Ole Miss, 12-20-05
3. 16 Adrienne Johnson, Tech vs. Utah State, 1-20-11
3. 16 Sophie Taylor, HBU vs. Tech, 12-21-17

MOST FREE THROWS MADE

1. 16 Adrienne Johnson, Tech vs. Utah State, 1-20-11
2. 15 Tasha Williams, Tech vs. Rice, 1-1-05
2. 15 Shantel Hardison, Tech vs. Lamar, 2-15-92
4. 14 Kierra Anthony, Tech vs. UH, 11-14-18

MOST REBOUNDS

1. 23 Cheryl Ford, Tech vs. SMU, 3-6-03
2. 22 Cindy Brown, Long Beach State vs. Tech, 1-10-86
3. 21 Uirannah Jackson, Lamar vs. Tech, 2-15-92
3. 21 Amisha Carter, Tech vs. UTEP, 1-31-04
3. 21 Ty Moore, Tech vs. Nevada, 2-9-06

MOST ASSISTS

1. 17 Teresa Weatherspoon, Tech vs. UL-Monroe, 2-22-85
2. 16 Teresa Weatherspoon, Tech vs. Texas Tech, 2-1-86
3. 15 Kim Mulkey, Tech vs. Western Kentucky, 12-3-83
3. 15 Teresa Weatherspoon, Tech vs. Auburn, 1-12-85
3. 15 Teresa Weatherspoon, Tech vs. UL-Monroe, 1-6-87
3. 15 Shantel Hardison, Tech vs. UL-Lafayette, 3-9-90
3. 15 Jasmine Bendolph, Tech vs. Nevada, 2-2-12

MOST BLOCKED SHOTS

1. 14 by Alyssa Shriver, Tulsa vs. Tech,
2. 8 Shanavia Dowdell, LA Tech vs. Nicholls State, 11-26-08
3. 7 Cassandra Barker, UL-Monroe vs. Tech, 1-11-93
3. 7 Ashley Walters, Idaho vs. Tech, 1-12-12

MOST STEALS

1. 10 Tasha Williams, Tech vs. Boise St., 3-1-03
1. 10 Tasha Williams, Tech vs. Hawaii, 3-4-06
1. 10 LaQuan Stallworth, Tech vs. South Alabama, 1-12-98
1. 10 Teresa Weatherspoon, Tech vs. UCLA, 1-4-86
5. 9 Teresa Weatherspoon, Tech vs. Cal State-Long Beach, 1-10-86

TEAM SINGLE GAME RECORDS

POINTS BY TECH

1. 130 vs. Cleveland St.	(98-99)
2. 126 vs. UTPA	(88-89)
3. 124 vs. UL-Lafayette	(89-90)
4. 121 vs. New Orleans	(80-81)
4. 121 vs. Central Florida	(89-90)
6. 119 vs. Lamar	(97-98)
7. 118 vs. New Orleans	(97-98)
8. 116 vs. UL-Monroe	(74-75)
9. 115	four times

POINTS BY OPPONENT

1. 117	by Miss. College	(76-77)
2. 106	by Southeastern	(76-77)
3. 104	by Southeastern	(76-77)
4. 99	by Long Beach St.	(86-87)
4. 99	by Alabama	(93-94)
6. 96	by Georgia Tech	(15-16)
6. 95	by Delta State	(76-77)
6. 95	by Virginia	(13-14)
6. 95	by UAB	(18-19)
9. 94	by Texas	(76-77)
9. 94	by Tennessee	(93-94)
9. 94	by W. Kentucky	(99-00)
9. 94	by Tennessee	(08-09)

REBOUNDS BY TECH

1. 96 vs. UL-Monroe	(74-75)
2. 91 vs. New Orleans	(75-76)
3. 76 vs. Miss. College	(76-77)
4. 74 vs. Southern	(78-79)
4. 74 vs. UTPA	(89-90)
4. 74 vs. SMU	(01-02)
7. 73 vs. Tulane	(76-77)
8. 72 vs. LSU	(76-77)
8. 72 vs. UL-Lafayette	(88-89)
10. 71	twice

REBOUNDS BY OPPONENT

1. 71	by NW (La.) St.	(74-75)
1. 71	by Southern	(75-76)
3. 70	by UL-Monroe	(74-75)
4. 68	by Miss. College	(76-77)
5. 66	by LSU	(74-75)
5. 66	by Southeastern	(74-75)
6. 66	by Miss. College	(75-76)
8. 63	by LSU	(77-78)
9. 61	by New Orleans	(74-75)
10. 60	four times	

ASSISTS BY TECH

1. 37 vs. UL-Lafayette	(89-90)
2. 34 vs. Arkansas State	(87-88)
3. 33 vs. Hawaii	(79-80)
3. 33 vs. McNeese State	(81-82)
3. 33 vs. Texas A&M	(86-87)
3. 33 vs. South Alabama	(97-98)
7. 32 vs. UL-Monroe	(76-77)
7. 32 vs. McNeese State	(79-80)
7. 32 vs. US International	(86-87)
10. 31	nine times

ASSISTS BY OPPONENT

1. 33	by Delta State	(76-77)
2. 31	by UAB	(18-19)
3. 26	by Connecticut	(99-00)
3. 26	by Marquette	(10-11)
3. 26	by Rice	(13-14)
6. 25	by LSU	(77-78)
6. 25	by Valdosta State	(77-78)
6. 25	by Texas	(17-18)
9. 24	by Southeastern	(76-77)
9. 24	by Texas A&M	(79-80)
9. 24	by Texas A&M	(13-14)
9. 24	by Mississippi State	(15-16)

STEALS BY TECH

1. 31 vs. UL-Lafayette	(98-99)
2. 27 vs. UL-Monroe	(81-82)
2. 27 vs. UL-Lafayette	(84-85)
4. 26 vs. Arkansas State	(98-99)
4. 26 vs. UALR	(99-00)
4. 25 vs. New Orleans	(80-81)
7. 25 vs. UL-Lafayette	(97-98)
8. 24	six times

STEALS BY OPPONENT

1. 22	by Tennessee	(06-07)
1. 22	by Fresno State	(10-11)
3. 21	by Auburn	(17-18)
4. 19	by Houston	(10-11)
5. 18	by NW (La.) State	(77-78)
5. 18	by UL-Monroe	(77-78)
5. 18	by Nicholls State	(16-17)
5. 18	by Clemson	(17-18)
9. 17	by Memphis State	(78-79)
9. 17	by McNeese State	(79-80)
9. 17	by San Diego St.	(84-85)
9. 17	by Nevada	(08-09)
9. 17	by Mississippi State	(09-10)
9. 17	by Seattle	(12-13)
9. 17	by Nicholls St.	(15-16)

BLOCKS BY TECH

1. 17 vs. Nicholls State	(08-09)
2. 15 vs. Miss. College	(83-84)
2. 15 vs. Nicholls State	(87-88)
4. 14 vs. Miss. College	(86-87)
5. 13 vs. Southern Calif.	(84-85)
5. 13 vs. Miami	(85-86)
7. 12 vs. Memphis State	(78-79)
8. 11 vs. Nebraska	(79-80)
8. 11 vs. San Diego St.	(84-85)
8. 11 vs. UL-Lafayette	(89-90)
8. 11 vs. North Texas	(00-01)

BLOCKS BY OPPONENT

1. 15	by Idaho	(11-12)
2. 14	by Old Dominion	(81-82)
2. 14	by Tulsa	(01-02)
2. 14	by Rice	(03-04)
2. 14	by Marshall	(20-21)
6. 13	by Tulsa	(03-04)
7. 11	by UL-Monroe	(92-93)
7. 11	by Duke	(03-04)
7. 11	by Tennessee	(07-08)
10. 10	13 Different Times	

TURNOVERS BY TECH

1. 37 vs. NW (La.) State	(76-77)
2. 35 vs. Panola JC	(75-76)
2. 35 vs. Southern	(77-78)
2. 35 vs. McNeese State	(79-80)
2. 35 vs. Fresno State	(10-11)
6. 34 vs. Nicholls State	(75-76)
6. 34 vs. NW (La.) State	(76-77)
8. 33 vs. Panola JC	(77-78)
9. 32 vs. NW (La.) State	(75-76)
9. 32 vs. New Orleans	(75-76)
9. 32 vs. Texas	(76-77)

TURNOVERS BY OPPONENT

1. 45	by UL-Monroe	(81-82)
2. 43	by Nicholls State	(75-76)
2. 43	by McNeese State	(82-83)
4. 42	by La. College	(75-76)
4. 42	by Nicholls State	(76-77)
6. 41	by UL-Lafayette	(98-99)
6. 41	by UALR	(99-00)
8. 40	by Ouachita Bapt.	(75-76)
8. 40	by SFA	(02-03)
10. 39	five times	

FIELD GOALS MADE BY TECH

1. 55 vs. Cleveland St.	(98-99)
2. 53 vs. Arkansas State	(87-88)
2. 53 vs. UL-Lafayette	(89-90)
4. 52 vs. UL-Monroe	(74-75)
4. 52 vs. New Orleans	(80-81)
6. 48 vs. McNeese State	(81-82)
6. 48 vs. US International	(86-87)
6. 48 vs. UTPA	(88-89)
6. 48 vs. UTPA	(87-88)
10. 47	three times

FIELD GOALS MADE BY OPPONENT

1. 44	by Southeastern	(76-77)
2. 41	by Miss. College	(76-77)
3. 40	by LSU	(74-75)
3. 40	by Southeastern	(76-77)
3. 40	by Texas	(76-77)
3. 39	by Tennessee	(79-80)
7. 38	by LSU	(79-80)
7. 38	by Oral Roberts	(11-12)
9. 37	seven times	

FIELD GOALS ATTEMPTED BY TECH

1. 112 vs. UL-Monroe	(74-75)
2. 103 vs. Nicholls State	(74-75)
3. 101 vs. UL-Monroe	(74-75)
4. 99 vs. UL-Monroe	(74-75)
5. 98 vs. NW (La.) State	(74-75)
6. 97 vs. Miss. College	(76-77)
6. 97 vs. Central Florida	(89-90)
8. 96 vs. Alcorn State	(82-83)
9. 95	four times

FIELD GOALS ATTEMPTED BY OPPONENT

1. 104	by NW (La.) State	(76-77)
2. 101	by Miss. College	(76-77)
3. 95	by LSU	(74-75)
4. 94	by Southern	(79-80)
5. 92	by LSU	(74-75)
5. 92	by Southern	(77-78)
7. 89	by NW (La.) State	(75-76)
7. 89	by Texas	(76-77)
9. 88	by NW (La.) State	(75-76)
9. 88	by NW (La.) State	(76-77)

3-POINTERS MADE BY TECH

1. 14 vs. Southern Miss	(17-18)
2. 13 vs. Southern Miss	(18-19)
3. 12 vs. Middle Tenn	(19-20)
3. 12 vs. North Texas	(14-15)
3. 12 vs. UTPA	(90-91)

6. 11 vs. UTEP	(13-14)
6. 11 vs. Arizona	(98-99)
6. 11 vs. South Alabama	(98-99)
6. 11 vs. W. Kentucky	(99-00)
6. 11 vs. Boise State	(04-05)
6. 11 vs. Charlotte	(18-19)
6. 11 vs. Missouri State	(18-19)
6. 11 vs. Arkansas St	(18-19)
6. 11 vs. UTEP	(19-20)

3-POINTERS MADE BY OPPONENT

1. 17	by UAB	(18-19)
2. 15	by Middle Tennessee	(21-22)
2. 15	by Fresno State	(11-12)
4. 14	by Rice	(20-21)
5. 13	by Fresno State	(07-08)
5. 13	by Rice	(18-19)
7. 12	by New Orleans	(97-98)
7. 12	by SMU	(03-04)
7. 12	by Fresno State	(07-08)
7. 12	by Fresno State	(08-09)
7. 12	by McNeese State	(08-09)

3-POINTERS ATTEMPTED BY TECH

1. 36 vs. NW (La.) State	(14-15)
2. 34 vs. Illinois	(04-05)
3. 31 vs. UTSA	(19-20)
3. 31 vs. Marshall	(19-20)
5. 30 vs. Tennessee	(90-91)
6. 29 vs. Marshall	(20-21)
7. 28 vs. Southern Miss	(17-18)
8. 27 vs. Houston Baptist	(17-18)
8. 27 vs. Missouri State	(18-19)
10. 26	Numerous Times

3-POINTERS ATTEMPTED BY OPPONENT

1. 42	by Nicholls State	(16-17)
2. 40	by Fresno State	(11-12)
3. 38	by Middle Tennessee	(21-22)
4. 37	by Florida Atlantic	(13-14)
4. 37	by Fresno State	(08-09)
4. 37	by Rice	(16-17)
7. 35	by UAB	(18-19)
8. 34	by Fresno State	(11-12)
9. 33	by Fresno State	(07-08)
10. 32	by SMU	(03-04)
10. 32	by Idaho	(09-10)

FREE THROWS MADE BY TECH

1. 40 vs. McNeese	(21-22)
2. 34 vs. Auburn	(83-84)
2. 34 vs. UL-Monroe	(93-94)
2. 34 vs. New Orleans	(99-00)
5. 33 vs. NW (La.) State	(80-81)
5. 33 vs. San Diego St.	(85-86)
5. 33 vs. Lamar	(97-98)
8. 32 vs. UCLA	(83-84)
8. 32 vs. S. F. Austin	(84-85)
8. 32 vs. NMSU	(09-10)

FREE THROWS MADE BY OPPONENT

1. 36	by UL-Monroe	(85-86)
2. 35	by Miss. College	(76-77)
3. 33	by UTEP	(14-15)
3. 33	by Mississippi State	(14-15)
3. 33	by W. Kentucky	(05-06)
6. 32	by San Jose State	(12-13)
7. 31	by Lamar	(90-91)
7. 31	by Tennessee	(91-92)
7. 31	by Seattle	(12-13)
10. 29	by Auburn	(89-90)
10. 29	by Tennessee	(92-93)
10. 29	by Tennessee	(01-02)

FREE THROWS ATTEMPTED BY TECH

1. 51 vs. UTSA	(15-16)
2. 50 vs. UCLA	(83-84)
3. 49 vs. Lamar	(97-98)
4. 48 vs. San Diego St.	(85-86)
5. 47 vs. NMSU	(09-10)
6. 46 vs. McNeese	(21-22)
6. 46 vs. Cal Poly Pomona	(84-85)
6. 46 vs. Virginia	(88-89)
6. 46 vs. Alabama	(89-90)
10. 45 vs. S. F. Austin	(84-85)
10. 45 vs. Miss. Valley St.	(89-90)
10. 45 vs. UL-Monroe	(90-91)

FREE THROWS ATTEMPTED BY OPPONENT

1. 46	by Mississippi State	(14-15)
2. 45	by UL-Monroe	(74-75)
2. 45	by W. Kentucky	(05-06)
4. 42	by San Diego	(91-92)
5. 41	by Miss. College	(76-77)
5. 41	by Southeastern	(80-81)
5. 41	by New Orleans	(90-91)
8. 40	Nine Different Times	

LARGEST MARGINS OF VICTORY

1. 101 vs. UT-Pan American	(126-25) on Feb. 18, 1989
2. 88 vs. Morgan State	(109-21) on Dec. 17, 1993
3. 83 vs. UT-Pan American	(111-28) on Jan. 28, 1989
4. 79 vs. Arkansas State	(108-29) on March 10, 1989
5. 77 vs. UT-Pan American	(115-38) on Feb. 14, 1998
6. 75 vs. Cleveland State	(130-55) on Dec. 28, 1998
6. 75 vs. UL-Lafayette	(111-36) on Jan. 10, 1996
8. 73 vs. UL-Lafayette	(124-51) on March 9, 1990
9. 72 vs. UL-Lafayette	(106-34) on Jan. 14, 1976
10. 71	on three separate occasions

LARGEST MARGINS OF DEFEAT

1. 51 vs. Texas A&M	(77-26) on Dec. 4, 2012
2. 37 vs. Southeastern Louisiana	(81-44) on Feb. 8, 1975
2. 37 vs. Middle Tennessee	(75-38) on Jan. 12, 2019
4. 36 vs. Rice	(78-42) on March 2, 2019
4. 36 vs. Arizona State	(80-44) on Dec. 1, 2018
6. 35 vs. Tennessee	(94-59) on Nov. 23, 2009
7. 34 vs. Tennessee	(94-60) on Dec. 22, 1993
7. 34 vs. Texas	(88-54) on Nov. 30, 2017
8. 31 vs. LSU	(76-45) on Dec. 16, 2008
8. 31 vs. East Carolina	(86-55) on Jan. 18, 2013

MOST POINTS SCORED

1. 130 vs. Cleveland State	(130-55) on Dec. 28, 1998
2. 126 vs. Texas-Pan American	(126-25) on Feb. 18, 1989
3. 124 vs. UL-Lafayette	(124-51) on March 9, 1990
4. 121 vs. UCF	(121-57) on Feb. 26, 1990
5. 121 vs. New Orleans	(121-59) on Feb. 26, 1981
6. 119 vs. Lamar	(119-51) on Jan. 17, 1998
7. 118 vs. New Orleans	(118-50) on Feb. 11, 1998
8. 116 vs. UL-Monroe	(116-66) on Feb. 17, 1975
9. 115	on four separate occasions

FEWEST POINTS SCORED

1. 26 vs. Texas A&M	(77-26) on Dec. 4, 2012
2. 35 vs. Tennessee	(60-35) on Dec. 4, 2002
3. 37 vs. Charlotte	(55-37) on Jan. 30, 2020
4. 38 vs. Middle Tennessee	(75-38) on Jan. 12, 2019
5. 41 vs. LSU	(51-41) on Dec. 15, 2008
6. 42 vs. Boise State	(52-42) on Jan. 25, 2009
6. 42 vs. Mississippi State	(72-42) on Dec. 3, 2008
6. 42 vs. Rice	(78-42) on March 2, 2019
9. 43 vs. Little Rock	(43-38) on Dec. 2, 2019
10. 44 vs. Ole Miss	on Nov. 19, 2021
10. 44 vs. Marshall	on Dec. 20, 2021
10. 44 vs. Southern Miss	on Jan. 16, 2021
10. 44 vs. Arizona State	(80-44) on Dec. 1, 2018
10. 44 vs. Southeastern Louisiana	(81-44) on Feb. 8, 1975
10. 44 vs. Middle Tenn.	(66-44) on Feb. 7, 2015
10. 44 vs. Tennessee	(67-44) on March 29, 1987

INDIVIDUAL SINGLE GAME RECORDS

POINTS

- 50 Kierra Anthony (18-19) vs. Houston
- 47 Sheila Ethridge (90-91) vs. UTPA
- 45 Kierra Anthony (18-19) vs. Southern Miss
- 45 Kelia Shelton (12-13) vs. UTSA
- 44 Anna Larr Roberson (21-22) vs. Rice
- 43 LaVerne Henderson (74-75) vs. Nicholls St.
- 43 Belinda Jones (74-75) vs. New Orleans
- 42 Pam Gant (84-85) vs. Penn State
- 42 Sheila Ethridge (90-91) vs. Tennessee
- 41 Belinda Jones (74-75) vs. UL-Monroe
- 41 Pam Kelly (81-82) vs. UCLA

OPPONENT POINTS

- 46 Crystal Smith (05-06), Iowa
- 43 Cheryl Miller (84-85), USC
- 40 Rosie Walker (78-79), SFA
- 39 Lisa Brewer (74-75), Northwestern St.
- 39 Rosie Walker (76-77), Panola JC
- 39 Shante Perry (08-09), McNeese State
- 38 Jean Darbonne (78-79), Northwestern St.
- 37 Saudia Rountree (95-96), Georgia
- 37 Chasity Melvin (97-98), N.C.State
- 36 Maree Jackson (76-77), LSU
- 36 Penny Toler (86-87), Long Beach St.
- 36 Victoria Vivians (15-16), Mississippi State

REBOUNDS

- 37 LaVerne Henderson (74-75) vs. UL-Monroe
- 26 Elinor Griffin (77-78) vs. Southern
- 25 Cheryl Ford (02-03) vs. Fresno State
- 25 Elinor Griffin (77-78) vs. Panola JC
- 24 Elinor Griffin (77-78) vs. LSU
- 23 Cheryl Ford (02-03) vs. SMU
- 23 LaVerne Henderson (74-75) vs. UL-Monroe
- 23 Elinor Griffin (77-78) vs. Panola JC
- 23 Pam Kelly (79-80) vs. LSU
- 22 Elinor Griffin (75-76) vs. LSU
- 22 Lori Scott (79-80) vs. UL-Monroe

OPPONENT REBOUNDS

- 30 Vickie Chapman (74-75), McNeese State
- 23 Cheryl Miller (84-85), USC
- 21 Cindy Brown (85-86) 22, Long Beach St.
- 21 T. Jones (75-76), Southern
- 21 Uriannah Jackson (81-82), Lamar
- 20 Alfrenda Craft (76-77), Miss. College
- 20 Anne Donovan (80-81), Old Dominion
- 20 Debra Mitchell (82-83), Miss. College
- 20 Kara Wolters (95-96), Connecticut
- 20 Shalee Lening (05-06), Kansas State
- 20 Kamillah Jackson (10-11), Hawaii

ASSISTS

- 23 Mary Nell Kendrick (76-77) vs. UL-Monroe
- 18 Mary Nell Kendrick (78-79) vs. LSU
- 17 Teresa Weatherspoon (84-85) vs. UL-Monroe
- 16 Jennifer White (79-80) vs. Memphis
- 16 Teresa Weatherspoon (85-86) vs. Texas Tech
- 15 Mary Nell Kendrick (76-77) vs. Miss. Col.
- 15 Mary Nell Kendrick (76-77) vs. LSU
- 15 Jennifer White (79-80) vs. UL-Monroe
- 15 Teresa Weatherspoon (87-88) vs. Okla. St.
- 15 Jasmine Bendolph (11-12) vs. Nevada

OPPONENT ASSISTS

- 17 Suzie McConnell (85-86), Penn State
- 14 Debbie Black (76-77), Delta State
- 14 Missy Weisinger (78-79), SFA
- 13 Jordan Jones (13-14), Texas A&M
- 12 Debbie Lytle (81-82), Maryland
- 12 Pam Webber (91-92), Connecticut
- 12 Helen Darling (99-00), Penn State
- 11 Nine Players Tied

STEALS

- 10 Teresa Weatherspoon (85-86) vs. UCLA
- 10 LaQuan Stallworth (97-98) vs. So. Ala.
- 10 Tasha Williams (02-03) vs. Boise State
- 10 Tasha Williams (05-06) vs. Hawaii
- 9 Teresa Weatherspoon (85-86) vs. Long Bch. St.
- 9 Teresa Weatherspoon (87-88) vs. Pepperdine
- 9 Amanda Wilson (97-98) vs. Arizona
- 8 10 Players Tied

OPPONENT STEALS

- 9 Luisa Harris (76-77), Delta State
- 9 Dana Holsten (91-92), Arkansas State
- 8 Annan Wilson (88-89), Colorado
- 8 Jillian Robbins (03-04), Tulsa
- 8 Alberta Auguste (06-07), Tennessee
- 8 Sayja Sumler (10-11), San Jose State

- 8 Danielle Edwards (17-18), Clemson
- 8 Valerie Nesbit (19-20), Ole Miss
- 7 Linda Kinard (77-78), UL-Monroe
- 7 Rosalind Polk (83-84), SFA
- 7 Ramona Jones (91-92), Lamar
- 7 Hamchetou Maiga (99-00), Old Dominion
- 7 Kimya Murray (01-02), UTEP
- 7 Raigyne Moncrief (14-15), LSU
- 7 Loryn Goodwin (16-17), UTSA

BLOCKS

- 9 Tori Harrison (84-85) vs. Southern Cal
- 8 Tori Harrison (85-86) vs. New Orleans
- 8 Shanavia Dowdell (08-09) vs. Nicholls St
- 7 Tori Harrison (86-87) vs. Miami
- 7 Margaret DeCiman (04-05) vs. Boise St
- 6 Numerous Times

OPPONENT BLOCKS

- 14 Alyssa Shriver (01-02), Tulsa
- 12 Anne Donovan (79-80), Old Dominion
- 12 Anne Donovan (81-82), Old Dominion
- 8 Anne Donovan (80-81), Old Dominion
- 7 Julie Gross (79-80), LSU
- 7 Uirannah Jackson (88-89), Lamar
- 7 Carrie Upshaw (88-89), New Orleans
- 7 Cassandra Barker (92-93), UL-Monroe
- 7 Kara Wolters (95-96), Connecticut
- 7 Candace Parker (06-07), Tennessee
- 7 Ashley Walters (11-12), Idaho
- 7 Mahogany Matthews (20-21), Marshall

FIELD GOALS MADE

- 20 Anna Larr Roberson (21-22) vs. Rice
- 20 Belinda Jones (74-75) vs. New Orleans
- 19 Kierra Anthony (18-19) vs. Southern Miss
- 19 Belinda Jones (74-75) vs. UL-Monroe
- 18 Sheila Ethridge (90-91) vs. UTPA
- 17 Kierra Anthony (18-19) vs. Houston
- 17 Kay Ford (75-76) vs. UL-Lafayette
- 17 Elinor Griffin (77-78) vs. Northwestern St.
- 17 Elinor Griffin (77-78) vs. La. College
- 17 Elinor Griffin (78-79) vs. Tennessee
- 17 Pam Gant (83-84) vs. Tennessee
- 17 Pam Gant (84-85) vs. Penn State

OPPONENT FIELD GOALS MADE

- 18 Rosie Walker (76-77), Panola JC
- 17 Joan Darbone (78-79), Northwestern St.
- 17 Cheryl Miller (84-85), USC
- 16 Diane Pittman (74-75), Northwestern St.
- 16 Lisa Brewer (75-76), Northwestern St.
- 16 Lisa Brewer (76-77), Northwestern St.
- 16 Penny Tolar (86-87), Long Beach St.
- 15 Susan Taylor (78-79), Valdosta State
- 15 Cindy Broydon (78-79), Tennessee
- 15 Eun Jung Lee (84-85), UL-Monroe

FIELD GOAL ATTEMPTS

- 43 Belinda Jones (74-75) vs. UL-Monroe
- 39 Sheila Ethridge (90-91) vs. Tennessee
- 36 Belinda Jones (74-75) vs. UL-Monroe
- 34 Kierra Anthony (18-19) vs. UAB
- 32 Belinda Jones (74-75) vs. Northwestern St.
- 32 Mickie DeMoss (74-75) vs. AAU All-Stars
- 32 Mickie DeMoss (74-75) vs. Northwestern St.
- 32 Betty Lennox (99-00) vs. Old Dominion
- 31 Five Players Tied

OPPONENT FIELD GOAL ATTEMPTS

- 36 Lisa Brewer (75-76), Northwestern St.
- 36 Kim Perrot (89-90), UL-Lafayette
- 32 Lisa Brewer (76-77), Northwestern St.
- 32 Lisa Brewer (76-77), Northwestern St.
- 31 Jackie Jackson (79-80), Southern
- 30 K. Lardner (79-80), Hawaii
- 30 Lynette Woodard (79-80), Kansas
- 30 Kim Perrot (89-90), UL-Lafayette
- 30 Kim Williams (96-97), Depaul
- 30 Lyndra Littles (08-09), Virginia

3-POINTERS MADE

- 10 Sheila Ethridge (90-91) vs. UTPA
- 8 Sheila Ethridge (90-91) vs. Tennessee
- 7 Taylor Stahly (18-19) vs. Charlotte
- 7 Sheila Ethridge (90-91) vs. LSU
- 7 Tamicha Jackson (98-99) vs. Arizona
- 7 Brooke Lassiter (01-02) vs. SMU
- 7 Aarica Rary-Boyd (05-06) vs. Utah State
- 7 Aarica Ray-Boyd (05-06) vs. San Jose St.
- 7 Brietta Thomas (10-11) vs. Boise State
- 6 Numerous Times

OPPONENT 3-POINTERS MADE

- 9 Shante Perry (08-09), McNeese State
- 7 Deanna Kuzmanic (18-19), UAB
- 7 Rachael Childress (18-19), UAB
- 7 Sonja Tate (92-93), Arkansas State
- 7 Betsy Harris (93-94), Alabama
- 7 Abby Vaughan (01-02), Boise State
- 7 Ashley Bastian (02-03), Nevada
- 7 Victoria Vivians (15-16), Mississippi St.
- 7 Deanna Kuzmanic (17-18), UAB
- 7 Margaret Whitley (20-21), UAB

3-POINTERS ATTEMPTED

- 23 Sheila Ethridge (90-91) vs. Tennessee
- 17 Sheila Ethridge (90-91) vs. LSU
- 17 Sheila Ethridge (90-91) vs. UTPA
- 16 Brooke Lassiter (01-02) vs. UCSB
- 16 Brooke Pumroy (15-16) vs. Rice
- 14 Aarica Ray-Boyd (05-06) vs. Utah State
- 13 Tamicha Jackson (98-99) vs. Arizona
- 13 Aarica Ray-Boyd (05-06) vs. Hawaii
- 12 Numerous Times

OPPONENT 3-POINTERS ATTEMPTED

- 20 Kim Perrot (89-90), UL-Lafayette
- 19 Kim Sitzman (08-09), UALR
- 17 Victoria Morris (17-18), ODU
- 16 Ciara Gregory (16-17), Charlotte
- 15 Ciara Gregory (16-17), Charlotte
- 15 Brenda Hatchett (91-92), Lamar
- 15 Sonja Tate (92-93), Arkansas State
- 15 Kelly Mazzante (03-04), Penn State
- 15 Victoria Vivians (15-16), Mississippi St.
- 14 Numerous Times

FREE THROWS MADE

- 16 Adrienne Johnson (10-11) vs. Utah State
- 16 Alexis Malone (17-18) vs. North Texas
- 15 Pam Kelly (81-82) vs. UCLA
- 15 Shantel Hardison (91-92) vs. Lamar
- 15 Tasha Crain (04-05) vs. Rice
- 14 Kierra Anthony (18-19) vs. Houston
- 14 Cheryl Ford (02-03) vs. Tulsa
- 14 Mary Nell Kendrick (76-77) vs. NW (La.) St.
- 14 Kim Mulkey (83-84) vs. Auburn
- 13 Venus Lacy (88-89) vs. LSU
- 13 Shantel Hardison (91-92) vs. UCF
- 13 Amisha Carter (03-04) vs. SMU
- 13 Kierra Anthony (18-19) vs. Ole Miss
- 13 Keiunna Walker (20-21) vs. North Texas

OPPONENT FREE THROWS MADE

- 18 Pam Cook (76-77), SE Louisiana
- 16 Angela Self (76-77), La. College
- 16 Sheila Thompson (77-78), La. College
- 16 Eun Jung Lee (85-86), UL-Monroe
- 16 Jasmine Crew (11-12), Seton Hall
- 15 Crystal Smith (05-06), Iowa
- 14 Mindy Sherred (86-87), No. Arizona
- 14 Robin Martin (91-92), New Orleans
- 14 Amber Watts (04-05), Ole Miss
- 14 Tasha Harris (09-10), Boise State

FREE THROWS ATTEMPTED

- 22 Pam Kelly (81-82) vs. UCLA
- 21 Shantel Hardison (91-92) vs. Lamar
- 19 Shantel Hardison (91-92) vs. UCF
- 19 Cheryl Ford (02-03) vs. Tulsa
- 18 Tia Sossamon (80-81) vs. NW (La.) St.
- 18 Kim Mulkey (83-84) vs. Auburn
- 18 Alexis Malone (17-18) vs. North Texas
- 18 Reauna Cleaver (17-18) vs. FAU
- 17 Cheryl Ford (02-03) vs. San Jose St.
- 17 Venus Lacy (89-90) vs. Virginia
- 17 Brandi Wingate (15-16) vs. UTSA

OPPONENT FREE THROWS ATTEMPTED

- 23 Pam Cook (76-77), SE Louisiana
- 21 Angela Self (76-77), La. College
- 21 Jasmine Crew (11-12), Seton Hall
- 20 Whitney York (09-10), UTSA
- 19 Maree Jackson (77-78), LSU
- 19 Crystal Smith (05-06), Iowa
- 18 Alexis Williams (97-98), UTPA
- 18 Tasha Harris (09-10), Boise State
- 18 Kamra King (14-15), UTSA
- 17 Numerous Times

100-POINT GAMES

Score	Diff	Opp.	Season	Site
130-55	+75	Cleveland St.	98-99	H
126-25	+101	UTPA	88-89	H
124-51	+73	UL-Lafayette	89-90	H
121-57	+64	Central Fla.	89-90	A
121-59	+62	New Orleans	80-81	N
119-51	+68	Lamar	97-98	H
118-50	+68	New Orleans	97-98	H
116-66	+50	UL-Monroe	74-75	N
115-38	+77	UTPA	97-98	A
115-44	+71	So. Alabama	97-98	H
115-76	+39	Southern	79-80	H
115-67	+48	Northwestern	80-81	H
114-53	+61	Tenn. Tech	81-82	H
114-69	+45	UL-Lafayette	99-00	H
114-67	+47	Arkansas St.	98-99	A
113-50	+63	Ark. St.	87-88	H
113-60	+53	McNeese St.	81-82	H
112-70	+42	LSU-Alexandria	18-19	H
111-36	+75	UL-Lafayette	95-96	H
111-28	+83	UTPA	88-89	H
111-40	+71	UL-Lafayette	95-96	A
111-63	+48	Northwestern	79-80	A
110-50	+60	New Orleans	98-99	H
110-47	+63	Nevada	03-04	H
110-57	+53	SLU	80-81	H
110-70	+40	Alcorn St.	92-93	H
109-60	+49	SFA	03-04	A
109-60	+49	Miss. Col.	83-84	H
109-21	+88	Morgan St.	93-94	H
109-56	+53	Lamar	88-89	H
108-50	+58	Nicholls St.	79-80	H
108-72	+36	Nevada	04-05	H
108-47	+61	Alcorn St.	81-82	H
108-29	+79	Ark. St.	88-89	H
108-54	+54	UTEP	02-03	H
108-117	-9	Miss. Col.	76-77	A
108-63	+45	New Orleans	94-95	H
108-61	+47	New Orleans	99-00	H
107-62	+45	Texas Tech	87-88	H
107-51	+56	US Inter.	86-87	N
107-57	+50	E. Wash.	87-88	N
107-64	+43	SLU	79-80	A
106-49	+57	Lamar	87-88	H
106-34	+72	UL-Lafayette	75-76	A
106-58	+48	Boise State	01-02	A
106-70	+36	UTA	76-77	N
106-59	+47	New Orleans	81-82	A
106-85	+21	Southern Miss	18-19	H
105-56	+49	Lamar	94-95	H
105-83	+22	Southern	78-79	N
105-47	+58	W. Kentucky	00-01	H
105-75	+30	Oklahoma	82-83	H
105-58	+47	S. F. Austin	81-82	H
105-58	+47	Memphis	88-89	A
104-73	+31	New Orleans	74-75	N
104-48	+56	S. F. Austin	84-85	N
104-53	+51	Lamar	97-98	A
104-79	+25	Central Fla.	90-91	H
104-71	+33	Maryland	79-80	H
104-58	+46	UL-Monroe	82-83	H
104-61	+43	Baylor	81-82	H
104-61	+43	Northwestern	78-79	A
104-61	+43	UTPA	93-94	A
103-53	+50	Jarvis Christian	21-22	H

100-POINT GAMES

Score	Diff	Opp.	Season	Site
103-41	+62	UTPA	97-98	H
103-46	+57	So. Alabama	93-94	H
103-50	+53	Tulane	81-82	H
103-51	+52	Washington	82-83	N
103-71	+32	Kansas	83-84	H
103-78	+25	Okla. St.	88-89	H
103-58	+45	New Orleans	95-96	H
103-59	+44	Hawaii	79-80	A
103-63	+40	UCLA	81-82	H
103-63	+40	LSU-Alexandria	16-17	H
102-104	-2	SLU	76-77	H
102-45	+57	UL-Lafayette	77-78	H
102-45	+57	UTPA	90-91	H
102-31	+71	Hawaii-Pacific	85-86	A
102-47	+55	UL-Monroe	81-82	H
102-76	+26	McNeese St.	79-80	H
102-70	+32	La. Col.	80-81	A
102-84	+18	Tennessee	78-79	N
102-55	+47	So. Alabama	92-93	H
102-58	+44	Nevada	01-02	A
102-66	+36	Boise State	02-03	A
101-88	+13	La. State	76-77	H
101-46	+55	McNeese St.	78-79	H
101-48	+53	McNeese St.	80-81	H
101-51	+50	UTPA	95-96	H
101-83	+18	Northwestern	76-77	A
101-52	+49	UL-Lafayette	89-90	H
101-56	+45	SE La.	80-81	H
101-56	+45	Tenn. Tech	95-96	H
101-57	+44	Oklahoma	81-82	A
100-34	+66	Centenary	00-01	H
100-42	+58	Lamar	96-97	N
100-44	+56	UL-Lafayette	93-94	H
100-44	+56	UL-Monroe	93-94	H
100-50	+50	UL-Lafayette	97-98	H
100-51	+49	Central Fla.	91-92	H
100-52	+48	New Orleans	94-95	A
100-52	+48	UL-Monroe	79-80	H
100-54	+46	Kansas St.	89-90	H
100-55	+45	Arkansas St.	96-97	H
100-55	+45	Miss. Col.	81-82	H
100-56	+44	Boise State	03-04	N
100-60	+40	La. Col.	80-81	H
100-61	+39	Kansas	78-79	N
100-66	+34	Baylor	79-80	N
100-68	+32	Miss. Col.	84-85	A
100-72	+28	Cheyney St.	83-84	N
100-88	+12	Houston	18-19	H

100 Point Game Facts

- Lady Techsters 100 Point Game Record: 111-2
- Home 100-Point Game Record: 73-1
- Away/Neutral 100-Point Game Record: 38-1
- High Home Total: 130-55 vs. Cleveland State (1998-99)
- High Road Total: 121-57 at UCF (1989-90)
- High Neutral Total: 121-59 vs. UNO (1980-81)
- Most Frequent 100-Point Game Opponents: UNO, nine times
- Allowed by Lady Techsters: 2
- Most Consecutive 100-Point Games: 6 (1981-1982)
- Most 100-Point Games in a Season: 11 (1981-1982)

LA TECH IN CONFERENCE OPENERS

Louisiana Tech is 25-11 all-time in regular season conference openers. Tech won 2021-12's C-USA opener, defeating Marshall 61-51 in overtime, but dropped this year's opener at home to UTEP. (Tech is now 3-7 all-time in C-USA openers, and 2-4 in openers at home).

1987-88	W, 113-50 vs. Arkansas State
1988-89	W, 66-44 at Arkansas State
1989-90	W, 98-35 vs. Texas-Pan American
1990-91	L, 76-75 at Arkansas State
1991-92	W, 65-60 at New Orleans
1992-93	W, 71-62 at New Orleans
1993-94	W, 98-44 at UL-Lafayette
1994-95	W, 92-33 at Texas-Pan American
1995-96	W, 97-57 vs. Lamar
1996-97	W, 87-30 at UL-Lafayette
1997-98	W, 72-53 at South Alabama
1998-99	W, 71-64 vs. FIU
1999-00	W, 95-40 at UL-Lafayette
2000-01	W, 62-59 at Arkansas State
2001-02	W, 102-58 at Nevada
2002-03	W, 74-64 at SMU
2003-04	W, 63-60 at Tulsa
2004-05	W, 63-47 vs. Tulsa
2005-06	W, 75-61 vs. Boise State
2006-07	W, 65-52 at San Jose State
2007-08	L, 75-52 at Fresno State
2008-09	L, 64-57 at Nevada
2009-10	L, 69-66 vs. Utah State
2010-11	W, 69-34 at San Jose State
2011-12	W, 66-54 vs. Idaho
2012-13	W, 82-77 at Denver (2OT)
2013-14	L, 67-56 vs. Southern Miss
2014-15	L, 79-77 vs. Southern Miss (OT)
2015-16	L, 69-58 at Southern Miss
2016-17	W, 72-61 vs. Southern Miss
2017-18	W, 61-53 vs. North Texas
2018-19	L, 65-54 vs. North Texas
2019-20	L, 66-60 at Southern Miss
2020-21	W, 61-51 at Marshall (OT)
2021-22	L, 44-62 at Marshall
2021-22	L, 54-62 vs. UTEP

LA TECH VS. C-USA SCHOOLS

Louisiana Tech is **144-84** all-time against current members of Conference USA.

All Time	144-84
WKU	27-24
Rice	17-15
North Texas	15-4
UTEP	16-10
FIU	15-1
UTSA	16-6
Florida Atlantic	8-2
Middle Tennessee	7-8
Charlotte	5-8
UAB	10-6

LA TECH RECORDS BY CONFERENCE

This is the fourth conference that the Lady Techster basketball program has been affiliated with during its history, including the American South (1987-1991), the Sun Belt (1991-2001), the WAC (2001-2013) and Conference USA (2013-present).

League	Years	Overall	League
Independent	1974-87	364-63	NA
American South	1987-91	114-19	38-3
Sun Belt	1991-01	290-46	135-9
Western Athletic	2001-13	263-116	157-43
C-USA	2013- present	152-137	79-80
Totals		1183-381	409-135

TECHSTERS AGAINST CONFERENCE FOES

This year marks Louisiana Tech's tenth as a member of Conference USA and 36th as a member of a conference. During the course of Tech's conference affiliations, the Lady Techsters have had plenty of success against conference opponents.

American South	38-3 regular season (20-1 home, 18-2 road) 8-0 conference tournaments (8-0 at home) 46-3 overall (28-1 home, 18-2 road)
Sun Belt	135-9 regular season (71-1 home, 64-8 road) 24-3 tournament (7-2 home, 4-1 road, 13-0 neutral) 159-12 overall (78-3 home, 68-9 road, 13-0 neutral)
WAC	157-43 regular season (84-16 home, 73-27 road) 23-7 tournament (0-0 home, 3-2 road, 20-5 neutral) 180-50 overall (84-16 home, 76-29 road, 20-5 neutral)
C-USA	79-80 in regular season (45-34 home, 34-46 road) 8-8 tournament (0-0 home, 0-1 road, 8-7 neutral) 87-88 overall (45-34 home, 34-47 road, 8-7 neutral)
All-Time	409-135 regular season (220-52 home, 189-83 road) 64-18 tournament (15-2 home, 7-4 road, 42-12 neutral) 473-153 overall (235-54 home, 196-87 road, 42-12 neutral)

CONFERENCE HISTORY

In their 35th year of conference affiliation, the Lady Techsters have recorded plenty of success. Tech has won 21 regular season titles, 16 conference tournament titles.

35th season of conference affiliation

American South 1987-91
Sun Belt 1991-2001
WAC 2001-13
C-USA 2013-present

21 regular season conference titles

American South 1988, 89, 90
Sun Belt 1993*, 94, 95, 96, 97*, 98, 99, 2000, 01
WAC 2002, 03, 04, 05*, 06, 07*, 09*, 11
C-USA 2022

* = shared regular season title

16 conference tournament titles

American South | 1988, 89, 90, 91
Sun Belt | 1994, 96, 97, 98, 99, 2000, 2001
WAC | 2002, 03, 04, 06, 2010
C-USA | None

CONFERENCE TOURNAMENT HISTORY

2022 marked the 35th appearance in a conference tournament for the Louisiana Tech Lady Techsters, their sixth as a member of Conference USA. Tech has competed in the American South, Sun Belt, Western Athletic Conference and Conference USA in their respective postseason tournaments. Tech is 63-18 overall all-time in conference tournament games, and it has captured 16 conference tournament championships in its history.

No. of Tournaments:	35
No. of Titles:	16
Overall:	63-18
In American South:	8-0
In Sun Belt:	24-3
In WAC:	23-7
In C-USA:	8-8
Opening Round	4-2
Second Round	1-1
Quarterfinals:	20-4
Semifinal Games:	22-5
Finals:	16-6
In Ruston:	14-2
On Road:	7-4
Neutral Site:	42-12
Seeded No. 1:	46-5
Seeded No. 2:	6-2
Seeded No. 3:	3-4
Seeded No. 4:	2-2
Seeded No. 5:	2-1
Seeded No. 7:	1-2
Seeded No. 10:	0-1
Seeded No. 12:	1-0
Seeded No. 14:	2-1

CONFERENCE CHAMPS

Louisiana Tech has won 20 regular season conference titles in its 35 years of conference affiliation dating back to the 1987-88 season when it joined the American South Conference. Tech had a 15-year streak of regular season conference titles come to an end in 2007-08 when the Lady Techsters finished fifth.

Year	Regular Season	Tournament	Finish
87-88	ASC	LA Tech	9-0/1st
88-89	ASC	LA Tech	10-0/1st
89-90	ASC	LA Tech	10-0/1st
90-91	ASC	Lamar	9-3/2nd
91-92	SBC	Lamar/WKU	12-4/3rd
92-93	SBC	LA Tech	13-1/1st
93-94	SBC	LA Tech	14-0/1st
94-95	SBC	LA Tech	13-1/1st
95-96	SBC	LA Tech	14-0/1st
96-97	SBC	LA Tech/WKU	12-2/T1st
97-98	SBC	LA Tech	13-1/1st
98-99	SBC	LA Tech	12-0/1st
99-00	SBC	LA Tech	16-0/1st
2000-01	SBC	LA Tech	16-0/1st
2001-02	WAC	LA Tech	17-1/1st
2002-03	WAC	LA Tech	18-0/1st
2003-04	WAC	LA Tech	17-1/1st
2004-05	WAC	LA Tech/Rice	14-4/T1st
2005-06	WAC	LA Tech	15-1/1st
2006-07	WAC	LA Tech/Boise	12-4/T1st
2007-08	WAC	Boise/Fresno	9-7/5th
2008-09	WAC	LA Tech/Fresno	12-4/T1st
2009-10	WAC	Fresno St.	11-5/2nd
2010-11	WAC	LA Tech	15-1/1st
2011-12	WAC	Fresno St.	8-6/3rd
2012-13	WAC	Seattle	9-9/5th
2013-14	C-USA	MT	5-11/14th
2014-15	C-USA	WKU	10-8/7th
2015-16	C-USA	UTEP	9-9/7th
2016-17	C-USA	WKU	12-6/4th
2017-18	C-USA	UAB	10-6/3rd
2018-19	C-USA	Rice	6-10/10th
2019-20	C-USA	Rice	6-12/12th
2020-21	C-USA	Rice	8-8/4th WD
2021-22	C-USA	LA Tech	11-7/1st WD

BIPOLAR EXPERIENCE

Below are lists of the most lopsided wins and losses in Conference USA games since the Lady Techsters joined the league in 2013.

Largest Margin of Victory (in C-USA games)

1. 39 vs. UTSA (69-30)	March 5, 2020
2. 37 vs. Charlotte (88-51)	Jan. 19, 2019
3. 35 vs. Southern Miss (72-37)	Jan. 24, 2016
3. 35 vs. North Texas (92-57)	Jan. 22, 2015
5. 32 vs. Southern Miss (89-57)	Feb. 17, 2018

Largest Margin of Defeat (in C-USA Games)

1. 37 vs. Middle Tennessee (75-38)	Jan. 12, 2019
2. 31 by East Carolina (86-55) J	an. 18, 2014
3. 26 by UAB (95-69)	March 7, 2019
4. 24 vs. Middle Tennessee (68-44)	Feb. 7, 2015
4. 24 vs. Charlotte (85-61)	Feb. 13, 2015

ALL-TIME RECORD BREAKDOWN

Year	Overall	Home	Road	Neutral	Home Attendance	Average Attendance
74-75**	13-9	3-1*	3-2	7-6		
75-76**	19-10	8-2*	6-4	5-4		
76-77**	22-9	10-2*	6-4	6-3		
77-78**	20-8	8-1*	7-5	5-2		
78-79**	34-4	10-0*	11-2	13-2	21,534	2,153
79-80**	40-5	21-0*	11-2	8-3	58,188	2,909
80-81**	34-0	14-0*	10-0	10-0	51,851	3,988
81-82**	35-1	16-0*	11-1	8-0	63,680	4,866
82-83	31-2	18-1	9-0	4-1	81,620	4,296
83-84	30-3	15-0	13-2	2-1	79,945	5,330
84-85	29-4	16-0	7-4	6-0	62,110	3,882
85-86	27-5	15-1	11-3	1-1	54,345	3,392
86-87	30-3	14-0	11-2	5-1	45,710	3,265
87-88	32-2	15-0	11-2	6-0	39,365	2,460
88-89	32-4	19-1	12-1	1-2	68,738	3,437
89-90	32-1	15-0	15-0	2-1	44,183	2,945
90-91	18-12	12-4	5-7	1-1	35,089	2,193
91-92	20-10	11-3	6-6	3-1	21,454	1,532
92-93	26-6	14-2	10-3	2-1	51,057	3,191
93-94	31-4	15-0	9-3	7-1	43,963	2,935
94-95	28-5	15-2	11-1	2-2	63,428	4,229
95-96	31-2	15-0	10-1	6-1	55,181	3,679
96-97	31-4	17-0	8-3	6-1	65,990	3,882
97-98	31-4	18-0	7-2	6-2	71,254	3,959
98-99	30-3	12-1	14-0	4-2	58,715	4,517
99-00	31-3	15-0	10-2	6-1	57,071	3,805
00-01	31-5	16-2	9-2	6-1	71,840	3,991
01-02	25-5	13-0	10-3	2-2	48,857	3,758
02-03	31-3	15-1	12-1	4-1	57,960	3,623
03-04	29-3	13-0	12-2	4-1	47,119	3,625
04-05	20-10	11-2	7-5	2-3	42,719	3,286
05-06	26-5	13-0	10-4	3-1	39,852	3,066
06-07	17-13	7-6	9-5	1-2	33,176	2,552
07-08	16-15	8-6	6-8	2-1	30,514	2,180
08-09	21-13	13-3	6-10	2-0	34,802	2,175
09-10	23-9	9-4	11-5	3-0	32,450	2,319
10-11	24-8	13-1	9-4	2-3	31,611	2,258
11-12	17-15	7-6	6-5	4-4	45,161	3,474
12-13	14-17	9-5	4-10	1-2	33,260	2,376
13-14	12-20	8-7	2-12	2-1	28,776	1,918
14-15	16-15	7-4	7-10	2-1	22,672	2,061
15-16	14-16	9-6	4-8	1-2	29,306	1,954
16-17	18-14	10-5	7-8	1-1	28,868	1,925
17-18	19-12	12-5	6-5	1-2	39,497	2,323
18-19	14-16	8-5	5-9	1-2	21,528	1,656
19-20	15-15	11-6	3-9	1-0	28,449	1,673
20-21	14-10	8-4	5-5	1-1	14,400	1,200
21-22	21-12	12-3	6-8	3-1	23,715	1,581
22-23	9-6	5-3	2-2	2-1	12,731	1,591
Totals	1183-381	598-105	402-202	183-74	1,649,888	2,347

** Memorial Gym

90-6 Memorial Gym
508-99 TAC



AUTUMN SMITH

SOPHOMORE / GUARD
5-6 / ARLINGTON, TEXAS
MARTIN HS

1

SEASON HIGHS

Points
4 vs. Central Baptist (11/7)
Field Goals
2 vs. Central Baptist (11/7)
Field Goal Attempts
3 vs. Central Baptist (11/7)
3-Point Field Goals
None
3-Point Field Goal Attempts
1 vs. Central Baptist (11/7)
Rebounds
1 (2x) vs. Stetson (2/25)
Assists
2 vs. Illinois State (11/26)
Blocks
None
Steals
1 vs. Central Baptist (11/7)
Minutes
7 vs. Illinois State (11/26)

CAREER HIGHS

Points
4 (2x) last vs. Central Baptist (11/7/22)
Field Goals
2 (2x) vs. Central Baptist (11/7/22)
Field Goal Attempts
4 vs. LSU-Alexandria (11/12/21)
3-Point Field Goals
Same
3-Point Field Goal Attempts
1 (3x) last vs. Central Baptist (11/7/22)
Rebounds
1 (6x) last vs. Stetson (11/25)
Assists
2 vs. Illinois State (11/26)
Blocks
None
Steals
2 (2x) last vs. Nicholls (11/22/21)
Minutes
11 vs. LSU-Alexandria (11/12/21)

GAME-BY-GAME STATS

DATE	OPPONENT	GP-GS	MIN	FG	3FG	FT	O-D-T	PF	A	TO	B	S	TP
Nov. 7	CENTRAL BAPTIST	1-0	4	2-3	0-1	0-0	0-1-1	0	1	0	0	1	4
Nov. 10	ARKANSAS STATE												Did Not Play
Nov. 13	at ULM												Did Not Play
Nov. 22	at SMU												Did Not Play
Nov. 25	Stetson^	1-0	2	0-1	0-0	0-0	0-1-1	0	0	0	0	0	0
Nov. 26	Illinois State^	1-0	7	1-1	0-0	0-0	0-0-0	0	2	1	0	0	2
Nov. 27	George Washington^	1-0	2	0-0	0-0	2-2	0-0-0	1	0	0	0	0	2
Dec. 3	ALCORN STATE												Did Not Play
Dec. 8	VANDERBILT												Did Not Play
Dec. 12	SOUTH ALABAMA	1-0	3	1-1	0-0	0-0	0-0-0	1	0	1	0	0	2
Dec. 18	UTEP*	1-0	1	0-0	0-0	0-0	0-0-0	2	0	0	0	0	0
Dec. 29	at UTSA*												Did Not Play
Dec. 31	CHARLOTTE*												Did Not Play
Jan. 5	RICE*												Did Not Play
Jan. 7	at UTEP*												Did Not Play
Jan. 11	NORTH TEXAS*												Did Not Play
Jan. 14	at UAB*												Did Not Play
Jan. 19	at WKU*												Did Not Play
Jan. 21	at Middle Tennessee*												Did Not Play
Jan. 26	UAB*												Did Not Play
Jan. 28	UTSA*												Did Not Play
Feb. 2	at Rice*												Did Not Play
Feb. 9	FIU*												Did Not Play
Feb. 11	FAU*												Did Not Play
Feb. 16	at North Texas*												Did Not Play
Feb. 18	at Charlotte*												Did Not Play
Feb. 23	WKU*												Did Not Play
Feb. 25	MIDDLE TENNESSEE*												Did Not Play
Mar. 2	at FIU*												Did Not Play
Mar. 4	at FAU												Did Not Play



CAREER STATS

YEAR	GP	GS	MIN	AVG.	FG	FGA	PCT.	3FG	3FGA	PCT.	FT	FTA	PCT.	Rebounds			AVG	PF	FO	A	TO	BLK	STL	PTS	AVG
														OFF	DEF	TOTAL									
2021-22	15	0	46	3.0	3	8	.375	0	2	.000	0	0	.000	0	4	4	0.3	6	0	3	3	0	8	6	0.4
2022-23	6	0	19	3.1	4	6	.667	0	1	.000	2	2	1.000	0	2	2	0.3	4	0	3	2	0	1	10	1.7
Total	22	0	64	3.1	7	14	.500	0	3	.000	2	2	1.000	0	6	6	0.3	10	0	6	5	0	9	16	0.8



**KEIUNNA
WALKER**

SENIOR / GUARD
5-6 / LONOKE, ARK.
LONOKE HS

2

SEASON HIGHS

- Points**
26 vs. Rice (1/5)
- Field Goals**
9 vs. Rice (1/5)
- Field Goal Attempts**
18 vs. Rice (1/5)
- 3-Point Field Goals**
3 at UTEP (1/7)
- 3-Point Field Goal Attempts**
4 at UTEP (1/7)
- Rebounds**
7 (2x) last vs. Rice (1/5)
- Assists**
5 vs Stetson (11/25)
- Blocks**
1 (2x) last at SMU (11/22)
- Steals**
3 (2x) last vs. Vanderbilt (12/8)
- Minutes**
36 vs. Alcorn State (12/3)

CAREER HIGHS

- Points**
32 at UTEP (2/17/22)
- Field Goals**
12 at UTEP (2/17/22)
- Field Goal Attempts**
30 vs. Rice (2/24/22)
- 3-Point Field Goals**
3 (2x) last at UTEP (1/7)
- 3-Point Field Goal Attempts**
6 (2x) last at Southern Miss (1/30/21)
- Rebounds**
15 vs. Rice (2/24/22)
- Assists**
10 vs. Rice (2/24/22)
- Blocks**
2 vs. Sam Houston (12/10/21)
- Steals**
6 vs UTEP (2/17/22)
- Minutes**
49 vs. Rice (2/24/22)

GAME-BY-GAME STATS

DATE	OPPONENT	GP-GS	MIN	FG	3FG	FT	O-D-T	PF	A	TO	B	S	TP
Nov. 7	CENTRAL BAPTIST	1-1	26	7-13	0-3	3-4	0-4-4	3	2	5	0	1	17
Nov. 10	ARKANSAS STATE	1-1	22	4-10	0-0	0-0	1-0-1	2	2	3	0	0	8
Nov. 13	at ULM	1-1	25	5-17	1-1	2-2	2-3-5	4	3	1	1	1	13
Nov. 22	at SMU	1-1	22	8-15	2-3	4-4	0-2-2	3	1	1	1	0	22
Nov. 25	Stetson^	1-1	27	7-15	0-1	4-9	0-5-5	2	5	3	0	0	18
Nov. 26	Illinois State^	1-1	22	1-11	0-3	2-4	0-0-0	0	0	2	0	1	4
Nov. 27	George Washington ^	1-1	33	4-14	0-1	12-13	1-2-3	2	3	2	0	2	20
Dec. 3	ALCORN STATE	1-1	36	4-10	1-1	8-9	0-7-7	0	2	6	0	3	17
Dec. 8	VANDERBILT	1-1	24	6-10	0-0	6-9	0-5-5	4	1	2	0	3	18
Dec. 12	SOUTH ALABAMA	1-1	24	3-9	0-0	7-8	0-1-1	1	1	4	0	0	13
Dec. 18	UTEP*	1-1	26	3-9	0-0	6-9	1-2-3	2	1	3	0	0	12
Dec. 29	at UTSA*	1-1	30	7-15	0-1	6-7	0-2-2	1	2	0	0	0	20
Dec. 31	CHARLOTTE*	1-1	31	3-9	0-1	5-7	0-4-4	2	3	2	0	0	11
Jan. 5	RICE*	1-1	34	9-18	2-3	6-6	0-7-7	4	1	2	0	1	26
Jan. 7	at UTEP*	1-1	23	8-13	3-4	5-6	0-2-2	4	3	6	0	2	24
Jan. 11	NORTH TEXAS*												
Jan. 14	at UAB*												
Jan. 19	at WKU*												
Jan. 21	at Middle Tennessee*												
Jan. 26	UAB*												
Jan. 28	UTSA*												
Feb. 2	at Rice*												
Feb. 9	FIU*												
Feb. 11	FAU*												
Feb. 16	at North Texas*												
Feb. 18	at Charlotte*												
Feb. 23	WKU*												
Feb. 25	MIDDLE TENNESSEE*												
Mar. 2	at FIU*												
Mar. 4	at FAU												



CAREER STATS

YEAR	GP	GS	MIN	AVG.	FG	FGA	PCT.	3FG	3FGA	PCT.	FT	FTA	PCT.	Rebounds			AVG	PF	FO	A	TO	BLK	STL	PTS	AVG
														OFF	DEF	TOTAL									
2018-19	23	0	214	9.3	29	85	.341	3	15	.200	16	28	.571	12	15	27	1.2	29	0	6	23	2	9	77	3.3
2019-20	29	27	727	25.1	105	262	.401	11	48	.229	95	130	.731	27	65	92	3.2	63	2	36	42	2	44	316	10.9
2020-21	24	23	701	29.2	132	345	.383	13	48	.271	108	152	.711	18	80	98	4.1	78	3	35	49	3	20	385	16.0
2021-22	33	33	1066	32.3	217	508	.427	17	63	.270	174	228	.763	23	121	144	4.4	87	1	88	87	3	60	625	18.9
2022-23	15	15	414	27.6	79	188	.420	9	22	.409	76	97	.784	5	46	51	3.4	34	0	30	41	2	14	243	16.2
Total	124	98	3122	25.2	562	1388	.405	53	196	.270	469	635	.739	85	327	412	3.3	291	6	195	242	12	147	1646	13.3



**ROBYN
LEE**

SOPHOMORE / GUARD
5-8 / MOSS POINT, MISS.
MOSS POINT HS

3

SEASON HIGHS

- Points**
16 vs. South Alabama (12/12)
- Field Goals**
5 vs. South Alabama (12/12)
- Field Goal Attempts**
7 at ULM (11/13)
- 3-Point Field Goals**
None
- 3-Point Field Goal Attempts**
1 vs. Central Baptist (11/7)
- Rebounds**
5 (2x) last at ULM (11/13)
- Assists**
4 vs. South Alabama (12/12)
- Blocks**
None
- Steals**
2 vs. Stetson (11/25)
- Minutes**
23 vs. South Alabama (12/12)

CAREER HIGHS

- Points**
17 vs. LSU-Alexandria (11/12/21)
- Field Goals**
7 vs. LSU-Alexandria (11/12/21)
- Field Goal Attempts**
14 vs. Jarvis Christian (11/9/21)
- 3-Point Field Goals**
2 (2x) last vs. FIU (2/5/22)
- 3-Point Field Goal Attempts**
2 (2x) last vs. FIU (2/5/22)
- Rebounds**
7 vs. Mississippi Valley (12/5/21)
- Assists**
4 (2x) last vs. South Alabama (12/12/22)
- Blocks**
1 vs. Sam Houston (12/10/21)
- Steals**
3 (2x) last vs. UAB (3/5/22)
- Minutes**
34 vs. Sam Houston (12/10/21)

GAME-BY-GAME STATS

DATE	OPPONENT	GP-GS	MIN	FG	3FG	FT	O-D-T	PF	A	TO	B	S	TP
Nov. 7	CENTRAL BAPTIST	1-0	15	4-6	0-1	3-5	1-4-5	4	0	1	0	0	11
Nov. 10	ARKANSAS STATE	1-0	8	1-1	0-0	0-0	0-1-1	4	0	2	0	0	2
Nov. 13	at ULM	1-0	19	4-7	0-0	2-4	2-3-5	0	3	1	0	1	10
Nov. 22	at SMU	1-0	21	1-3	0-0	1-2	1-1-2	1	1	0	0	1	3
Nov. 25	Stetson^	1-0	17	1-3	0-0	2-2	1-0-1	2	0	1	0	2	4
Nov. 26	Illinois State^	1-0	16	3-4	0-0	0-0	0-2-2	2	2	1	0	0	6
Nov. 27	George Washington ^	1-0	21	3-3	0-0	1-1	0-2-2	1	2	2	0	1	7
Dec. 3	ALCORN STATE	1-0	7	0-0	0-0	0-0	1-0-1	3	2	2	0	0	0
Dec. 8	VANDERBILT	1-0	7	0-0	0-0	0-0	0-1-1	2	0	1	0	0	0
Dec. 12	SOUTH ALABAMA	1-0	23	5-6	0-0	6-7	0-1-1	3	4	0	0	0	16
Dec. 18	UTEP*	1-0	15	3-4	0-0	0-2	0-3-3	1	1	0	0	1	6
Dec. 29	at UTSA*	1-0	10	0-0	0-0	0-0	0-2-2	0	1	3	0	0	0
Dec. 31	CHARLOTTE*	1-0	7	0-2	0-0	0-0	0-0-0	0	1	2	0	1	0
Jan. 5	RICE*	1-0	9	1-2	0-0	0-0	0-1-1	2	1	0	0	0	2
Jan. 7	at UTEP*	1-0	4	0-0	0-0	0-0	0-0-0	1	0	1	0	0	0
Jan. 11	NORTH TEXAS*												
Jan. 14	at UAB*												
Jan. 19	at WKU*												
Jan. 21	at Middle Tennessee*												
Jan. 26	UAB*												
Jan. 28	UTSA*												
Feb. 2	at Rice*												
Feb. 9	FIU*												
Feb. 11	FAU*												
Feb. 16	at North Texas*												
Feb. 18	at Charlotte*												
Feb. 23	WKU*												
Feb. 25	MIDDLE TENNESSEE*												
Mar. 2	at FIU*												
Mar. 4	at FAU												



CAREER STATS

YEAR	GP	GS	MIN	AVG.	FG	FGA	PCT.	3FG	3FGA	PCT.	FT	FTA	PCT.	Rebounds			AVG	PF	FO	A	TO	BLK	STL	PTS	AVG
														OFF	DEF	TOTAL									
2020-21	18	0	129	7.2	18	50	.360	3	9	.333	9	18	.500	1	8	9	0.5	12	0	1	16	0	1	48	2.7
2021-22	33	10	575	17.4	66	164	.402	13	42	.310	36	52	.692	28	50	78	2.4	45	1	26	31	1	19	181	5.5
2022-23	15	0	200	13.3	26	41	.634	0	1	0	15	23	.652	6	21	27	1.8	26	0	18	17	0	7	67	4.5
Total	66	10	903	13.7	110	255	.431	16	52	.308	60	93	.645	35	79	114	1.7	83	1	45	64	1	27	296	4.5



**LOTTE
SANT**

JUNIOR / GUARD

6-1 / AMSTERDAM, THE NETHERLANDS

GALANDLYCEUM HS

4

SEASON HIGHS

- Points**
15 at UTSA (12/29)
- Field Goals**
5 at UTSA (12/29)
- Field Goal Attempts**
8 vs. Alcorn State (12/3)
- 3-Point Field Goals**
5 at UTSA (12/29)
- 3-Point Field Goal Attempts**
7 vs. Stetson (11/25)
- Rebounds**
4 (2x) last at UTSA (12/29)
- Assists**
3 (2x) last vs. Rice (1/5)
- Blocks**
1 vs. Vanderbilt (12/8)
- Steals**
1 (3x) last vs. Stetson (11/25)
- Minutes**
32 vs. Vanderbilt (12/8)

CAREER HIGHS

- Points**
15 (2x) last at UTSA (12/29/22)
- Field Goals**
5 (2x) last at UTSA (12/29/22)
- Field Goal Attempts**
11 (2x) last vs. Marshall (2/8/20)
- 3-Point Field Goals**
5 at UTSA (12/29/22)
- 3-Point Field Goal Attempts**
10 at Marshall (1/2/21)
- Rebounds**
7 (2x) last at UTSA (3/5/20)
- Assists**
4 (2x) last vs. UTSA (1/9/20)
- Blocks**
2 vs. Houston (3/17/22)
- Steals**
2 (6x) last at McNeese (12/22/21)
- Minutes**
38 at UAB (2/13/21)

GAME-BY-GAME STATS

DATE	OPPONENT	GP-GS	MIN	FG	3FG	FT	O-D-T	PF	A	TO	B	S	TP
Nov. 7	CENTRAL BAPTIST	1-0	8	0-1	0-1	0-0	0-1-1	1	0	2	0	0	0
Nov. 10	ARKANSAS STATE	1-0	11	2-3	1-2	0-0	1-0-1	1	0	0	0	1	5
Nov. 13	at ULM	1-0	16	1-4	1-4	0-0	1-1-2	0	2	0	0	0	3
Nov. 22	at SMU	1-0	10	0-2	0-2	2-2	0-1-1	1	0	0	0	1	2
Nov. 25	Stetson^	1-0	23	3-7	3-7	2-2	0-1-1	2	0	1	0	1	11
Nov. 26	Illinois State^	1-0	13	0-0	0-0	0-0	1-0-1	0	1	0	0	0	0
Nov. 27	George Washington ^	1-0	20	2-6	1-5	0-0	1-1-2	0	0	2	0	0	5
Dec. 3	ALCORN STATE	1-0	23	4-8	3-6	2-2	1-1-2	1	3	0	0	0	13
Dec. 8	VANDERBILT	1-0	32	1-7	1-6	2-2	1-1-2	2	0	0	1	0	5
Dec. 12	SOUTH ALABAMA	1-0	15	0-1	0-1	0-0	0-4-4	0	0	0	0	0	0
Dec. 18	UTEP*	1-0	17	2-2	2-2	0-0	0-2-2	0	0	1	0	0	6
Dec. 29	at UTSA*	1-0	29	5-6	5-6	0-0	1-3-4	1	0	1	0	0	15
Dec. 31	CHARLOTTE*	1-0	27	1-6	1-5	1-2	2-0-2	1	1	3	0	0	4
Jan. 5	RICE*	1-0	32	3-8	3-7	0-0	0-1-1	3	3	2	0	0	9
Jan. 7	at UTEP*	1-0	25	2-3	2-3	0-0	1-1-2	1	0	0	0	0	6
Jan. 11	NORTH TEXAS*												
Jan. 14	at UAB*												
Jan. 19	at WKU*												
Jan. 21	at Middle Tennessee*												
Jan. 26	UAB*												
Jan. 28	UTSA*												
Feb. 2	at Rice*												
Feb. 9	FIU*												
Feb. 11	FAU*												
Feb. 16	at North Texas*												
Feb. 18	at Charlotte*												
Feb. 23	WKU*												
Feb. 25	MIDDLE TENNESSEE*												
Mar. 2	at FIU*												
Mar. 4	at FAU												



CAREER STATS

YEAR	GP	GS	MIN	AVG.	FG	FGA	PCT.	3FG	3FGA	PCT.	FT	FTA	PCT.	Rebounds			AVG	PF	FO	A	TO	BLK	STL	PTS	AVG
														OFF	DEF	TOTAL									
2019-20	30	11	643	21.4	52	137	.380	38	108	.352	10	14	.714	25	44	69	2.3	14	0	28	25	2	7	152	5.1
2020-21	24	23	633	26.4	24	104	.231	20	93	.215	6	8	.750	15	40	65	2.7	24	0	21	11	3	9	74	3.1
2021-22	33	0	657	19.9	39	112	.348	29	91	.319	15	16	.938	31	43	74	2.2	34	0	28	16	6	14	122	3.7
2022-23	15	0	300	20.0	26	64	.406	23	57	.404	9	10	.900	10	18	28	1.9	14	0	10	12	1	3	784	5.6
Total	102	34	2236	21.9	141	417	.338	110	349	.315	40	48	.833	91	145	236	2.3	86	0	87	64	12	33	432	4.2



**SALMA
BATES**

JUNIOR / GUARD

5-7 / KENNER, LA.

JOHN CURTIS HS / TULANE

10

SEASON HIGHS

- Points**
17 vs. Arkansas State (11/10)
- Field Goals**
5 (3x) last at UTEP (1/7)
- Field Goal Attempts**
11 at UTSA (12/29)
- 3-Point Field Goals**
2 (4x) last at UTEP (1/7)
- 3-Point Field Goal Attempts**
6 at UTSA (12/29)
- Rebounds**
6 (2x) last at UTSA (12/29)
- Assists**
6 (2x) vs. Vanderbilt (12/8)
- Blocks**
2 at UTEP (1/7)
- Steals**
3 at SMU (11/22)
- Minutes**
41 vs. Vanderbilt (12/8)

CAREER HIGHS

- Points**
17 (2x) last vs. Arkansas State (11/10)
- Field Goals**
7 vs. Tulsa (2/10/21)
- Field Goal Attempts**
14 at Colorado (11/27/21)
- 3-Point Field Goals**
4 (2x) last at UL-Louisiana (12/19/21)
- 3-Point Field Goal Attempts**
10 at UL-Louisiana (12/19/21)
- Rebounds**
10 vs. Tulsa (2/10/21)
- Assists**
7 vs. Nicholls (11/25/20)
- Blocks**
2 (2x) last at UTEP (1/7/23)
- Steals**
5 (2x) last vs. Nicholls (11/25/20)
- Minutes**
43 vs. Rice (2/24/22)

GAME-BY-GAME STATS

DATE	OPPONENT	GP-GS	MIN	FG	3FG	FT	O-D-T	PF	A	TO	B	S	TP
Nov. 7	CENTRAL BAPTIST	1-1	26	1-5	0-2	0-0	0-2-2	0	6	0	0	1	2
Nov. 10	ARKANSAS STATE	1-1	35	5-10	2-4	5-11	2-3-5	0	4	3	0	1	17
Nov. 13	at ULM	1-1	3	1-2	0-0	0-0	0-1-1	0	1	0	0	1	2
Nov. 22	at SMU	1-1	33	3-6	1-1	0-0	0-5-5	0	2	4	0	3	7
Nov. 25	Stetson^	1-1	25	1-2	1-2	0-0	0-3-3	3	5	2	1	2	3
Nov. 26	Illinois State^	1-1	23	0-4	0-3	0-0	0-3-3	3	1	4	0	0	0
Nov. 27	George Washington ^	1-1	32	3-4	0-0	1-2	0-1-1	2	2	1	1	0	7
Dec. 3	ALCORN STATE	1-1	30	2-2	0-0	6-6	0-3-3	4	3	3	1	0	10
Dec. 8	VANDERBILT	1-1	41	0-4	0-2	3-4	3-3-6	1	6	5	1	1	3
Dec. 12	SOUTH ALABAMA	1-1	18	1-5	0-1	2-2	0-0-0	3	3	1	0	2	4
Dec. 18	UTEP*	1-1	28	2-4	0-1	0-0	0-1-1	3	4	6	1	1	4
Dec. 29	at UTSA*	1-1	39	4-11	2-6	2-2	0-6-6	1	4	6	0	0	12
Dec. 31	CHARLOTTE*	1-1	37	4-10	1-3	0-1	1-2-3	3	4	1	0	1	9
Jan. 5	RICE*	1-1	37	5-8	2-3	3-3	0-3-3	1	5	1	0	1	15
Jan. 7	at UTEP*	1-1	36	5-9	2-5	2-2	0-3-3	2	4	5	2	2	14
Jan. 11	NORTH TEXAS*												
Jan. 14	at UAB*												
Jan. 19	at WKU*												
Jan. 21	at Middle Tennessee*												
Jan. 26	UAB*												
Jan. 28	UTSA*												
Feb. 2	at Rice*												
Feb. 9	FIU*												
Feb. 11	FAU*												
Feb. 16	at North Texas*												
Feb. 18	at Charlotte*												
Feb. 23	WKU*												
Feb. 25	MIDDLE TENNESSEE*												
Mar. 2	at FIU*												
Mar. 4	at FAU												



CAREER STATS

YEAR	GP	GS	MIN	AVG.	FG	FGA	PCT.	3FG	3FGA	PCT.	FT	FTA	PCT.	Rebounds			AVG	PF	FO	A	TO	BLK	STL	PTS	AVG
														OFF	DEF	TOTAL									
2019-20*	19	2	214	11.3	15	50	.300	7	24	.292	8	15	.533	6	10	16	0.8	7	0	33	21	0	7	45	2.4
2020-21*	27	2	461	17.1	47	108	.435	15	44	.341	18	35	.514	5	46	51	1.9	17	0	56	45	2	13	127	4.7
2021-22	33	33	1070	32.4	93	234	.397	29	88	.330	46	69	.677	5	88	93	2.8	44	0	101	91	9	46	261	7.9
2022-23	15	15	443	29.5	37	86	.430	11	33	.333	24	33	.727	6	39	45	3.0	26	0	54	42	7	16	109	7.3
Total	93	52	2182	23.5	192	478	.402	62	189	.328	96	152	.632	22	183	205	2.2	94	0	244	199	18	82	542	5.8

*Tulane Stats



GABBIE GREEN

12

GRADUATE / GUARD

5-7 / BELLVILLE, TEXAS

BELLVILLE HS / PITTSBURGH / SOUTH PLAINS CC

SEASON HIGHS

- Points**
11 vs. Illinois State (11/26)
- Field Goals**
3 (3x) last vs. UTEP (12/18)
- Field Goal Attempts**
9 vs. Arkansas State (11/10)
- 3-Point Field Goals**
3 (2x) last vs. UTEP (12/8)
- 3-Point Field Goal Attempts**
7 (2x) last vs. Charlotte (12/31)
- Rebounds**
8 (2x) last vs. Vanderbilt (12/8)
- Assists**
3 (2x) last at ULM (11/13)
- Blocks**
None
- Steals**
2 at ULM (11/13)
- Minutes**
38 vs. Arkansas State (11/10)

CAREER HIGHS

- Points**
23 vs. Miami (OH) (12/17/19)
- Field Goals**
10 vs. Miami (OH) (12/17/19)
- Field Goal Attempts**
23 at Clemson (1/16/20)
- 3-Point Field Goals**
5 (2x) Louisville (2/18/21)
- 3-Point Field Goal Attempts**
16 at Clemson (1/16/20)
- Rebounds**
10 vs. Duquesne (11/23/19)
- Assists**
3 (5x) last at ULM (11/13)
- Blocks**
None
- Steals**
4 at UCF (11/6/19)
- Minutes**
41 at Clemson (1/16/20)

GAME-BY-GAME STATS

DATE	OPPONENT	GP-GS	MIN	FG	3FG	FT	O-D-T	PF	A	TO	B	S	TP
Nov. 7	CENTRAL BAPTIST	1-1	23	0-7	0-5	0-0	0-1-1	3	0	3	0	0	0
Nov. 10	ARKANSAS STATE	1-1	38	2-9	1-7	0-0	1-7-8	1	3	2	0	1	5
Nov. 13	at ULM	1-1	29	0-8	0-3	0-0	3-3-6	3	3	3	0	2	0
Nov. 22	at SMU	1-0	11	1-2	1-2	0-0	1-0-1	1	0	0	0	0	3
Nov. 25	Stetson^	1-0	12	0-2	0-1	0-0	0-1-1	2	2	2	0	0	0
Nov. 26	Illinois State^	1-0	14	3-4	1-2	4-5	0-2-2	0	0	2	0	0	11
Nov. 27	George Washington ^	1-0	4	0-1	0-0	0-0	0-0-0	0	1	0	0	0	0
Dec. 3	ALCORN STATE	1-0	3	0-2	0-2	0-0	0-0-0	0	0	0	0	0	0
Dec. 8	VANDERBILT	1-0	19	3-6	3-3	0-0	1-7-8	1	0	0	0	0	9
Dec. 12	SOUTH ALABAMA	1-0	15	1-2	1-2	0-0	0-3-3	1	2	1	0	0	3
Dec. 18	UTEP*	1-0	26	3-7	3-5	0-0	0-1-1	2	1	0	0	0	9
Dec. 29	at UTSA*	1-0	6	0-1	0-1	0-0	0-2-2	0	1	1	0	0	0
Dec. 31	CHARLOTTE*	1-0	21	1-7	1-7	0-0	0-4-4	2	1	0	0	1	3
Jan. 5	RICE*	1-0	22	2-3	2-3	0-0	1-0-1	0	1	0	0	0	6
Jan. 7	at UTEP*	1-0	16	1-1	1-1	0-0	0-1-1	4	1	3	0	0	3
Jan. 11	NORTH TEXAS*												
Jan. 14	at UAB*												
Jan. 19	at WKU*												
Jan. 21	at Middle Tennessee*												
Jan. 26	UAB*												
Jan. 28	UTSA*												
Feb. 2	at Rice*												
Feb. 9	FIU*												
Feb. 11	FAU*												
Feb. 16	at North Texas*												
Feb. 18	at Charlotte*												
Feb. 23	WKU*												
Feb. 25	MIDDLE TENNESSEE*												
Mar. 2	at FIU*												
Mar. 4	at FAU												



CAREER STATS

YEAR	GP	GS	MIN	AVG.	FG	FGA	PCT.	3FG	3FGA	PCT.	FT	FTA	PCT.	Rebounds			AVG	PF	FO	A	TO	BLK	STL	PTS	AVG	
														OFF	DEF	TOTAL										
2017-18*	30	23	881	29.4	119	313	.380	38	127	.299	41	58	.707	29	69	98	3.3	52	1	63	88	1	34	317	10.6	
2018-19*	35	35	1007	28.8	197	422	.467	29	96	.302	81	103	.786	43	104	147	4.2	51	1	136	72	3	71	504	14.4	
2019-20^	31	31	979	31.6	103	310	.332	60	191	.314	31	37	.838	40	63	103	3.3	54	0	34	62	0	19	297	9.6	
2020-21^	17	16	348	20.6	35	101	.347	25	72	.347	5	7	.714	13	17	30	1.8	14	0	12	23	0	12	100	5.9	
2021-22																										
2022-23	15	3	258	17.2	17	62	.274	14	44	.318	4	5	.800	7	32	39	2.6	20	0	16	17	0	4	52	3.5	
Total	128	108	3473	27.1	471	1208	.390	166	530	.313	162	210	.771	132	285	417	3.3	192	2	261	262	4	140	1270	9.9	

* South Plains College Stats ^ Pittsburgh Stats



SILVIA
NATIVI

23

SOPHOMORE / GUARD
6-0 / FERRARA, ITALY
BENEDETTO VARCHI

SEASON HIGHS

Points
10 vs. Central Baptist (11/7)
Field Goals
4 vs. Central Baptist (11/7)
Field Goal Attempts
7 vs. Vanderbilt (12/8)
3-Point Field Goals
2 vs. Central Baptist (11/7)
3-Point Field Goal Attempts
2 (3x) last vs. Vanderbilt (12/8)
Rebounds
6 vs. Central Baptist (11/7)
Assists
7 vs. Vanderbilt (12/8)
Blocks
2 vs. Central Baptist (11/7)
Steals
4 vs. Central Baptist (11/7)
Minutes
36 at ULM (11/13)

CAREER HIGHS

Points
13 vs. LSU-Alexandria (11/12/21)
Field Goals
5 vs. LSU-Alexandria (11/12/21)
Field Goal Attempts
6 (3x) last vs. Charlotte (2/10/22)
3-Point Field Goals
2 (4x) last vs. Central Baptist (11/7)
3-Point Field Goal Attempts
4 (2x) last vs. Charlotte (2/10/22)
Rebounds
11 vs. Florida Atlantic (2/3/22)
Assists
7 (2x) last vs. Vanderbilt (12/8/22)
Blocks
2 (2x) last vs. Central Baptist (11/7/22)
Steals
5 (2x) last at UTEP (2/17/22)
Minutes
41 vs. Rice (2/24/22)

GAME-BY-GAME STATS

DATE	OPPONENT	GP-GS	MIN	FG	3FG	FT	O-D-T	PF	A	TO	B	S	TP
Nov. 7	CENTRAL BAPTIST	1-0	26	4-4	2-2	0-0	1-5-6	3	6	1	2	4	10
Nov. 10	ARKANSAS STATE	1-0	21	3-4	0-0	1-2	0-2-2	0	3	1	1	0	7
Nov. 13	at ULM	1-0	36	1-2	1-1	1-2	1-3-4	1	6	2	0	1	4
Nov. 22	at SMU	1-1	33	2-3	0-0	0-0	0-3-3	2	6	2	1	2	4
Nov. 25	Stetson^	1-1	25	1-3	0-2	0-0	0-2-2	3	2	1	1	1	2
Nov. 26	Illinois State^	1-1	26	1-3	0-0	0-0	2-0-2	0	5	0	0	1	2
Nov. 27	George Washington ^	1-1	26	2-3	1-1	0-0	1-2-3	2	2	1	0	1	5
Dec. 3	ALCORN STATE	1-1	29	1-4	0-2	0-0	1-1-2	0	3	1	0	2	2
Dec. 8	VANDERBILT	1-1	40	2-7	1-2	0-0	2-3-5	0	7	2	0	2	5
Dec. 12	SOUTH ALABAMA	1-1	25	1-3	0-2	0-0	0-2-2	1	6	1	0	1	2
Dec. 18	UTEP*	1-1	20	1-2	0-1	0-0	0-2-2	2	3	3	0	0	2
Dec. 29	at UTSA*	1-1	33	0-1	0-0	0-0	0-1-1	1	1	0	0	0	0
Dec. 31	CHARLOTTE*	1-1	21	3-5	1-2	0-0	4-1-5	2	4	0	1	1	7
Jan. 5	RICE*	1-1	19	1-1	0-0	0-0	0-2-2	1	3	2	0	0	2
Jan. 7	at UTEP*	1-1	28	1-2	0-0	0-0	3-1-4	2	5	3	0	1	2
Jan. 11	NORTH TEXAS*												
Jan. 14	at UAB*												
Jan. 19	at WKU*												
Jan. 21	at Middle Tennessee*												
Jan. 26	UAB*												
Jan. 28	UTSA*												
Feb. 2	at Rice*												
Feb. 9	FIU*												
Feb. 11	FAU*												
Feb. 16	at North Texas*												
Feb. 18	at Charlotte*												
Feb. 23	WKU*												
Feb. 25	MIDDLE TENNESSEE*												
Mar. 2	at FIU*												
Mar. 4	at FAU												



CAREER STATS

YEAR	GP	GS	MIN	AVG.	FG	FGA	PCT.	3FG	3FGA	PCT.	FT	FTA	PCT.	Rebounds			AVG	PF	FO	A	TO	BLK	STL	PTS	AVG
														OFF	DEF	TOTAL									
2021-22	33	23	756	22.9	44	102	.431	12	41	.293	14	22	.636	24	56	80	2.4	46	0	69	59	10	40	114	3.5
2022-23	15	12	406	27.1	24	47	.511	6	15	.400	2	4	.500	15	30	45	3.0	20	0	62	20	6	17	56	3.7
Total	48	35	1163	24.2	68	149	.456	18	56	.321	16	26	.615	39	86	125	2.6	66	0	131	79	16	57	170	3.5



**AMAYA
BRANNON**

SOPHOMORE / GUARD
5-11 / PLANO, TEXAS
PLANO SENIOR HS

24

SEASON HIGHS

Points
18 at ULM (1/13)
Field Goals
8 at ULM (11/13)
Field Goal Attempts
16 vs. Charlotte (12/31)
3-Point Field Goals
2 vs. Charlotte (12/21)
3-Point Field Goal Attempts
5 at UTSA (12/29)
Rebounds
10 vs. Charlotte (12/31)
Assists
3 at SMU (11/22)
Blocks
None
Steals
3 at UTSA (12/29)
Minutes
33 (2x) last at UTEP (1/7)

CAREER HIGHS

Points
18 at ULM (11/13/22)
Field Goals
8 (2x) last at ULM (11/13/22)
Field Goal Attempts
16 vs. Charlotte (12/31/22)
3-Point Field Goals
2 (5x) last vs. Charlotte (12/31/22)
3-Point Field Goal Attempts
5 at UTSA (12/29/22)
Rebounds
10 vs. Charlotte (12/31/22)
Assists
3 (2x) last at SMU (11/22/22)
Blocks
1 (4x) last vs. UAB (3/10/22)
Steals
5 vs. Nicholls (11/22/21)
Minutes
37 at Old Dominion (3/2/22)

GAME-BY-GAME STATS

DATE	OPPONENT	GP-GS	MIN	FG	3FG	FT	O-D-T	PF	A	TO	B	S	TP
Nov. 7	CENTRAL BAPTIST	1-1	22	5-11	0-3	0-0	3-5-8	2	1	2	0	2	10
Nov. 10	ARKANSAS STATE	1-1	26	2-5	1-2	0-0	1-4-5	3	1	0	0	1	5
Nov. 13	at ULM	1-1	32	8-14	1-2	1-1	1-8-9	1	2	3	0	1	18
Nov. 22	at SMU	1-1	29	3-6	1-1	0-0	0-1-1	3	3	2	0	1	7
Nov. 25	Stetson^	1-1	22	2-7	0-1	2-2	3-1-4	3	1	2	0	0	6
Nov. 26	Illinois State^	1-1	25	3-7	0-3	1-2	2-4-6	0	2	2	0	0	7
Nov. 27	George Washington ^	1-1	16	1-3	0-1	0-0	1-4-5	0	1	2	0	0	2
Dec. 3	ALCORN STATE	1-1	28	1-6	0-2	2-2	2-2-4	3	0	6	0	2	4
Dec. 8	VANDERBILT	1-1	17	0-4	0-0	0-0	0-3-3	1	1	1	0	1	0
Dec. 12	SOUTH ALABAMA	1-1	30	6-10	0-3	0-0	1-5-6	0	2	3	0	2	12
Dec. 18	UTEP*	1-1	28	2-5	0-1	0-0	0-7-7	2	1	4	0	1	4
Dec. 29	at UTSA*	1-1	29	3-11	1-5	3-4	1-2-3	4	2	4	0	3	10
Dec. 31	CHARLOTTE*	1-1	33	6-16	2-4	1-2	5-5-10	4	2	1	0	0	15
Jan. 5	RICE*	1-1	26	4-6	0-0	7-9	0-4-4	3	0	2	0	1	15
Jan. 7	at UTEP*	1-1	33	3-9	1-2	6-8	1-4-5	3	0	4	0	1	13
Jan. 11	NORTH TEXAS*												
Jan. 14	at UAB*												
Jan. 19	at WKU*												
Jan. 21	at Middle Tennessee*												
Jan. 26	UAB*												
Jan. 28	UTSA*												
Feb. 2	at Rice*												
Feb. 9	FIU*												
Feb. 11	FAU*												
Feb. 16	at North Texas*												
Feb. 18	at Charlotte*												
Feb. 23	WKU*												
Feb. 25	MIDDLE TENNESSEE*												
Mar. 2	at FIU*												
Mar. 4	at FAU												



CAREER STATS

YEAR	GP	GS	MIN	AVG.	FG	FGA	PCT.	3FG	3FGA	PCT.	FT	FTA	PCT.	Rebounds			AVG	PF	FO	A	TO	BLK	STL	PTS	AVG
														OFF	DEF	TOTAL									
2021-22	33	21	882	26.7	85	189	.450	20	50	.385	41	59	.695	46	98	144	4.4	64	1	18	56	4	36	231	7.0
2022-23	15	15	397	26.4	49	120	.408	7	30	.233	23	30	.767	21	59	80	5.3	32	0	19	38	0	16	128	8.5
Total	47	36	1279	26.6	134	309	.434	27	82	.329	64	89	.719	67	157	224	4.7	96	1	37	94	4	52	359	7.5



KATE THOMPSON 32

SOPHOMORE / FORWARD
6-2 / DENHAM SPRINGS, LA.
DENHAM SPRINGS HS / WISCONSIN

SEASON HIGHS

- Points**
7 vs. Central Baptist (11/7)
- Field Goals**
2 (3x) last vs. George Washington (11/27)
- Field Goal Attempts**
4 at SMU (11/22)
- 3-Point Field Goals**
None
- 3-Point Field Goal Attempts**
None
- Rebounds**
6 vs. Central Baptist (11/7)
- Assists**
1 (2x) last vs. South Alabama (12/12)
- Blocks**
1 (3x) last vs. UTEP (12/18)
- Steals**
1 (3x) last vs. Vanderbilt (12/8)
- Minutes**
15 vs. George Washinton (11/27)

CAREER HIGHS

- Points**
14 at McNeese (12/22/21)
- Field Goals**
5 (2x) last at McNeese (12/22/21)
- Field Goal Attempts**
13 at McNeese (12/22/21)
- 3-Point Field Goals**
1 (x) last vs. Charlotte (3/12/22)
- 3-Point Field Goal Attempts**
2 vs. UTSA (1/17/22)
- Rebounds**
8 at McNeese (12/22/21)
- Assists**
3 vs. UTSA (1/17/22)
- Blocks**
3 vs. North Dakota (12/13/20)
- Steals**
2 (3x) last vs. UTEP (2/7/22)
- Minutes**
23 vs. UTSA (1/17/22)

GAME-BY-GAME STATS

DATE	OPPONENT	GP-GS	MIN	FG	3FG	FT	O-D-T	PF	A	TO	B	S	TP
Nov. 7	CENTRAL BAPTIST	1-0	10	2-2	0-0	3-3	2-4-6	1	0	1	0	0	7
Nov. 10	ARKANSAS STATE	1-0	7	0-2	0-0	0-0	0-2-2	0	0	0	1	0	0
Nov. 13	at ULM	1-0	10	2-3	0-0	1-1	0-1-1	0	0	0	0	0	5
Nov. 22	at SMU	1-0	11	1-4	0-0	0-0	1-2-3	4	0	2	1	1	2
Nov. 25	Stetson^	1-0	11	1-3	0-0	0-0	1-0-1	0	0	1	0	1	2
Nov. 26	Illinois State^	1-0	8	1-2	0-0	0-0	2-0-2	4	1	0	0	0	2
Nov. 27	George Washington ^	1-0	15	2-2	0-0	1-2	1-3-4	3	0	0	0	0	5
Dec. 3	ALCORN STATE	1-0	7	1-1	0-0	1-2	1-3-4	2	0	1	0	0	3
Dec. 8	VANDERBILT	1-0	6	0-0	0-0	2-2	0-0-0	2	0	0	0	1	2
Dec. 12	SOUTH ALABAMA	1-0	8	1-1	0-0	0-0	0-2-2	3	1	0	0	0	2
Dec. 18	UTEP*	1-0	7	1-1	0-0	0-0	0-2-2	0	0	0	1	0	2
Dec. 29	at UTSA*	1-0	4	0-0	0-0	0-0	1-0-1	0	0	1	0	0	0
Dec. 31	CHARLOTTE*												
Jan. 5	RICE*												
Jan. 7	at UTEP*												
Jan. 11	NORTH TEXAS*												
Jan. 14	at UAB*												
Jan. 19	at WKU*												
Jan. 21	at Middle Tennessee*												
Jan. 26	UAB*												
Jan. 28	UTSA*												
Feb. 2	at Rice*												
Feb. 9	FIU*												
Feb. 11	FAU*												
Feb. 16	at North Texas*												
Feb. 18	at Charlotte*												
Feb. 23	WKU*												
Feb. 25	MIDDLE TENNESSEE*												
Mar. 2	at FIU*												
Mar. 4	at FAU												



CAREER STATS

YEAR	GP	GS	MIN	AVG.	FG	FGA	PCT.	3FG	3FGA	PCT.	FT	FTA	PCT.	Rebounds			AVG	PF	FO	A	TO	BLK	STL	PTS	AVG
														OFF	DEF	TOTAL									
2020-21*	24	3	290	12.1	28	84	.333	0	2	.000	17	29	.586	20	42	62	2.6	41	0	4	18	6	9	73	3.0
2021-22	33	13	380	11.5	45	103	.437	3	7	.429	28	33	.848	24	29	53	1.6	47	1	14	34	19	13	121	3.7
2022-23	12	0	104	8.7	12	21	.571	0	0	0	8	10	.800	9	19	28	2.3	19	0	2	6	3	2	32	2.7
Total	69	16	772	11.2	85	208	.409	3	9	.333	53	72	.736	53	90	143	2.1	107	1	20	58	31	21	226	3.3

* Wisconsin Stats



**MACKENZIE
WURM**

33

SOPHOMORE / FORWARD
6-4 / ALLEN, TEXAS
ALLEN HS

SEASON HIGHS

- Points**
8 vs. Charlotte (12/31)
- Field Goals**
4 vs. Charlotte (12/31)
- Field Goal Attempts**
9 vs. Charlotte (12/31)
- 3-Point Field Goals**
None
- 3-Point Field Goal Attempts**
None
- Rebounds**
6 (2x) last at UTEP (1/7)
- Assists**
2 (3x) vs. Alcorn State (12/3)
- Blocks**
3 (4x) last vs. Rice (1/5)
- Steals**
1 (2x) last vs. Illinois State (11/26)
- Minutes**
24 vs. Charlotte (12/31/22)

CAREER HIGHS

- Points**
12 at McNeese (12/22/21)
- Field Goals**
4 vs. Charlotte (12/31/22)
- Field Goal Attempts**
9 vs. Charlotte (12/31/22)
- 3-Point Field Goals**
None
- 3-Point Field Goal Attempts**
None
- Rebounds**
12 at McNeese (12/21/22)
- Assists**
2 vs. Central Baptist (11/7/22)
- Blocks**
3 (4x) last vs. Rice (1/5/23)
- Steals**
1 (3x) last vs. Illinois State (11/26/22)
- Minutes**
24 vs. Charlotte (12/31/22)

GAME-BY-GAME STATS

DATE	OPPONENT	GP-GS	MIN	FG	3FG	FT	O-D-T	PF	A	TO	B	S	TP
Nov. 7	CENTRAL BAPTIST	1-0	7	1-1	0-0	3-4	0-4-4	1	2	0	1	0	5
Nov. 10	ARKANSAS STATE	1-0	1	0-0	0-0	0-0	0-0-0	1	0	0	0	0	0
Nov. 13	at ULM												
Nov. 22	at SMU	1-0	5	0-0	0-0	0-0	0-1-1	0	0	0	1	0	0
Nov. 25	Stetson^	1-0	5	2-2	0-0	0-0	0-1-1	1	0	0	3	1	4
Nov. 26	Illinois State^	1-0	11	3-6	0-0	0-0	0-1-1	1	0	0	1	1	6
Nov. 27	George Washington^	1-0	5	0-1	0-0	0-0	0-1-1	0	1	1	2	0	0
Dec. 3	ALCORN STATE	1-0	5	1-3	0-0	2-2	2-0-2	2	0	1	0	1	4
Dec. 8	VANDERBILT	1-0	8	2-3	0-0	1-1	1-1-2	0	0	1	1	0	5
Dec. 12	SOUTH ALABAMA	1-0	7	2-4	0-0	0-0	2-3-5	1	0	1	0	0	4
Dec. 18	UTEP*	1-0	8	0-0	0-0	0-0	0-1-1	0	0	0	1	0	0
Dec. 29	at UTSA*	1-1	20	0-0	0-0	5-5	0-5-5	2	0	1	3	0	5
Dec. 31	CHARLOTTE*	1-1	24	4-9	0-0	0-0	1-5-6	1	0	2	3	0	8
Jan. 5	RICE*	1-1	21	1-5	0-0	2-4	0-3-3	3	0	1	3	0	4
Jan. 7	at UTEP*	1-1	21	2-4	0-0	0-0	1-5-6	2	1	0	1	0	4
Jan. 11	NORTH TEXAS*												
Jan. 14	at UAB*												
Jan. 19	at WKU*												
Jan. 21	at Middle Tennessee*												
Jan. 26	UAB*												
Jan. 28	UTSA*												
Feb. 2	at Rice*												
Feb. 9	FIU*												
Feb. 11	FAU*												
Feb. 16	at North Texas*												
Feb. 18	at Charlotte*												
Feb. 23	WKU*												
Feb. 25	MIDDLE TENNESSEE*												
Mar. 2	at FIU*												
Mar. 4	at FAU												



CAREER STATS

YEAR	GP	GS	MIN	AVG.	FG	FGA	PCT.	3FG	3FGA	PCT.	FT	FTA	PCT.	Rebounds			AVG	PF	FO	A	TO	BLK	STL	PTS	AVG
														OFF	DEF	TOTAL									
2021-22	13	0	60	4.6	7	19	.368	0	0	0	8	10	.800	6	15	21	1.6	7	0	1	3	5	2	22	1.7
2022-23	14	4	149	10.6	18	38	.474	0	0	.000	13	16	.813	7	31	38	2.7	15	0	4	8	20	3	49	3.5
Total	27	4	209	7.8	25	57	.439	0	0	.000	21	26	.808	13	46	59	2.2	22	0	5	11	25	5	71	2.6



**AYEN
ANGOI**

34

FRESHMAN / FORWARD
6-0 / DALLAS, TEXAS
BISHOP LYNCH HS

SEASON HIGHS

- Points**
4 vs. Central Baptist (11/7)
- Field Goals**
2 vs. Central Baptist (11/7)
- Field Goal Attempts**
2 (2x) last vs. Stetson (11/25)
- 3-Point Field Goals**
None
- 3-Point Field Goal Attempts**
None
- Rebounds**
3 vs. Central Baptist (11/7)
- Assists**
None
- Blocks**
None
- Steals**
1 vs. Central Baptist (11/7)
- Minutes**
8 vs. Central Baptist (11/7)

CAREER HIGHS

- Points**
Same
- Field Goals**
Same
- Field Goal Attempts**
Same
- 3-Point Field Goals**
None
- 3-Point Field Goal Attempts**
None
- Rebounds**
Same
- Assists**
None
- Blocks**
None
- Steals**
Same
- Minutes**
Same

GAME-BY-GAME STATS

DATE	OPPONENT	GP-GS	MIN	FG	3FG	FT	O-D-T	PF	A	TO	B	S	TP
Nov. 7	CENTRAL BAPTIST	1-0	8	2-2	0-0	0-0	1-2-3	1	0	0	0	1	4
Nov. 10	ARKANSAS STATE												Did Not Play
Nov. 13	at ULM												Did Not Play
Nov. 22	at SMU												Did Not Play
Nov. 25	Stetson^	1-0	3	1-2	0-0	0-0	1-0-1	0	0	0	0	0	2
Nov. 26	Illinois State^	1-0	5	1-1	0-0	0-0	0-0-0	0	0	0	0	0	2
Nov. 27	George Washington ^	1-0	2	1-1	0-0	0-0	0-1-1	0	0	0	0	0	2
Dec. 3	ALCORN STATE												Did Not Play
Dec. 8	VANDERBILT												Did Not Play
Dec. 12	SOUTH ALABAMA	1-0	3	0-0	0-0	0-0	0-2-2	0	0	0	0	0	0
Dec. 18	UTEP*												Did Not Play
Dec. 29	at UTSA*												Did Not Play
Dec. 31	CHARLOTTE*												Did Not Play
Jan. 5	RICE*	1-0	0	0-0	0-0	0-0	0-0-0	1	0	0	0	0	0
Jan. 7	at UTEP*	1-0	0	0-0	0-0	0-0	0-0-0	0	0	0	0	0	0
Jan. 11	NORTH TEXAS*												
Jan. 14	at UAB*												
Jan. 19	at WKU*												
Jan. 21	at Middle Tennessee*												
Jan. 26	UAB*												
Jan. 28	UTSA*												
Feb. 2	at Rice*												
Feb. 9	FIU*												
Feb. 11	FAU*												
Feb. 16	at North Texas*												
Feb. 18	at Charlotte*												
Feb. 23	WKU*												
Feb. 25	MIDDLE TENNESSEE*												
Mar. 2	at FIU*												
Mar. 4	at FAU												



CAREER STATS

YEAR	GP	GS	MIN	AVG.	FG	FGA	PCT.	3FG	3FGA	PCT.	FT	FTA	PCT.	Rebounds			AVG	PF	FO	A	TO	BLK	STL	PTS	AVG
														OFF	DEF	TOTAL									
2022-23	7	0	24	3.4	5	6	.833	0	0	.000	0	0	.000	2	5	7	1.0	2	0	0	0	0	1	10	1.4
Total	7	0	24	3.4	5	6	.833	0	0	.000	0	0	.000	2	5	7	1.0	2	0	0	0	0	1	10	1.4



ANNA LARR ROBERSON 44

JUNIOR / FORWARD
6-3 / RUSTON, LOUISIANA
CEDAR CREEK HS

SEASON HIGHS

- Points**
23 vs. Vanderbilt (12/8)
- Field Goals**
10 vs. Vanderbilt (12/8)
- Field Goal Attempts**
15 vs. Vanderbilt (12/8)
- 3-Point Field Goals**
1 vs. Stetson (11/25)
- 3-Point Field Goal Attempts**
1 (3x) last vs. Alcorn State (12/3)
- Rebounds**
15 vs. South Alabama (12/12)
- Assists**
2 (2x) last vs. George Washington (11/27)
- Blocks**
2 vs. Alcorn State (12/3)
- Steals**
1 (6x) last vs. Alcorn State (12/3)
- Minutes**
31 (2x) last vs. Vanderbilt (12/8)

CAREER HIGHS

- Points**
44 vs. Rice (2/24/22)
- Field Goals**
20 vs. Rice (2/24/22)
- Field Goal Attempts**
28 vs. Rice (2/24/22)
- 3-Point Field Goals**
1, (9x) last vs. Stetson (11/25)
- 3-Point Field Goal Attempts**
3 at Rice (2/26/21)
- Rebounds**
15 (3x) last vs. South Alabama (12/12/22)
- Assists**
3 (2x) last at Marshall (12/30/21)
- Blocks**
4, (2x) last vs. North Texas (2/5/21)
- Steals**
3, (3x) last vs. Middle Tennessee (3/11/22)
- Minutes**
44 vs. Rice (2/24/22)

GAME-BY-GAME STATS

DATE	OPPONENT	GP-GS	MIN	FG	3FG	FT	O-D-T	PF	A	TO	B	S	TP
Nov. 7	CENTRAL BAPTIST	1-1	21	4-8	0-1	3-4	1-6-7	3	2	1	0	1	11
Nov. 10	ARKANSAS STATE	1-1	31	4-8	0-0	2-2	3-4-7	2	0	1	1	1	10
Nov. 13	at ULM	1-1	30	6-11	0-0	1-1	1-9-10	3	1	1	0	0	13
Nov. 22	at SMU	1-1	23	4-7	0-0	1-2	1-3-4	4	0	2	0	1	9
Nov. 25	Stetson^	1-1	24	8-11	1-1	2-2	1-9-10	2	0	1	1	0	19
Nov. 26	Illinois State^	1-1	23	2-8	0-0	3-3	0-7-7	1	1	2	0	1	7
Nov. 27	George Washington ^	1-1	20	6-10	0-0	2-4	2-7-9	1	2	0	1	1	14
Dec. 3	ALCORN STATE	1-1	29	4-10	0-1	9-12	5-5-10	3	0	3	2	1	17
Dec. 8	VANDERBILT	1-1	31	10-15	0-0	3-5	1-0-1	3	1	3	1	0	23
Dec. 12	SOUTH ALABAMA	1-1	25	6-10	0-0	1-1	3-12-15	1	1	2	1	0	13
Dec. 18	UTEP*	1-1	25	3-5	1-1	2-2	0-2-2	2	0	2	0	0	9
Dec. 29	at UTSA*												Did Not Play -- Injury
Dec. 31	CHARLOTTE*												Did Not Play -- Injury
Jan. 5	RICE*												Did Not Play -- Injury
Jan. 7	at UTEP*												Did Not Play -- Injury
Jan. 11	NORTH TEXAS*												Did Not Play -- Injury
Jan. 14	at UAB*												
Jan. 19	at WKU*												
Jan. 21	at Middle Tennessee*												
Jan. 26	UAB*												
Jan. 28	UTSA*												
Feb. 2	at Rice*												
Feb. 9	FIU*												
Feb. 11	FAU*												
Feb. 16	at North Texas*												
Feb. 18	at Charlotte*												
Feb. 23	WKU*												
Feb. 25	MIDDLE TENNESSEE*												
Mar. 2	at FIU*												
Mar. 4	at FAU												



CAREER STATS

YEAR	GP	GS	MIN	AVG.	FG	FGA	PCT.	3FG	3FGA	PCT.	FT	FTA	PCT.	Rebounds			AVG	PF	FO	A	TO	BLK	STL	PTS	AVG
														OFF	DEF	TOTAL									
2019-20	30	15	603	20.1	81	157	.516	1	4	.250	38	56	.679	69	95	164	5.5	50	0	12	30	15	15	201	6.7
2020-21	24	11	611	25.5	103	213	.484	4	11	.364	61	70	.871	56	115	171	7.1	60	1	7	25	16	21	271	11.3
2021-22	32	32	999	31.2	192	369	.520	3	14	.214	98	117	.838	67	206	273	8.5	83	1	24	49	28	28	485	15.2
2022-23	11	11	281	25.5	57	103	.553	2	4	.500	29	38	.763	18	64	82	7.5	25	0	8	18	7	6	145	13.2
Total	97	69	2503	25.8	433	842	.514	10	33	.303	226	281	.804	210	480	690	7.1	218	2	51	122	66	70	1102	11.4



**ANJA
BUKVIC**

45

FRESHMAN / GUARD
5-10 / BELGRADE, SERBIA
V ECONOMIC SCHOOL

SEASON HIGHS

- Points**
5 vs. Central Baptist (11/7)
- Field Goals**
2 vs. Central Baptist (11/7)
- Field Goal Attempts**
3 (2x) last vs. South Alabama (12/12)
- 3-Point Field Goals**
1 vs. Central Baptist (11/7)
- 3-Point Field Goal Attempts**
1 vs. Central Baptist (11/7)
- Rebounds**
2 vs. Illinois State (11/26)
- Assists**
1 (2x) last vs. George Washington (11/27)
- Blocks**
None
- Steals**
1 vs Illinois State (11/26)
- Minutes**
10 vs Illinois State (11/26)

CAREER HIGHS

- Points**
Same
- Field Goals**
Same
- Field Goal Attempts**
Same
- 3-Point Field Goals**
Same
- 3-Point Field Goal Attempts**
Same
- Rebounds**
None
- Assists**
Same
- Blocks**
None
- Steals**
None
- Minutes**
Same

GAME-BY-GAME STATS

DATE	OPPONENT	GP-GS	MIN	FG	3FG	FT	O-D-T	PF	A	TO	B	S	TP
Nov. 7	CENTRAL BAPTIST	1-0	4	2-3	1-1	0-0	0-0-0	0	1	0	0	0	5
Nov. 10	ARKANSAS STATE												Did Not Play
Nov. 13	at ULM	1-0	1	0-0	0-0	0-0	0-0-0	0	0	0	0	0	0
Nov. 22	at SMU												Did Not Play
Nov. 25	Stetson^	1-0	3	0-0	0-0	2-2	0-0-0	0	0	0	0	0	0
Nov. 26	Illinois State^	1-0	10	1-2	0-0	2-2	0-2-2	1	0	1	0	1	4
Nov. 27	George Washington ^	1-0	2	1-1	0-0	0-0	0-0-0	0	1	0	0	0	2
Dec. 3	ALCORN STATE	1-0	5	0-0	0-0	0-0	0-1-1	0	0	1	0	0	0
Dec. 8	VANDERBILT												Did Not Play
Dec. 12	SOUTH ALABAMA	1-0	5	1-3	0-0	0-0	0-0-0	0	0	0	0	0	2
Dec. 18	UTEP*												Did Not Play
Dec. 29	at UTSA*												Did Not Play
Dec. 31	CHARLOTTE*												Did Not Play
Jan. 5	RICE*												Did Not Play
Jan. 7	at UTEP*												Did Not Play
Jan. 11	NORTH TEXAS*												Did Not Play
Jan. 14	at UAB*												Did Not Play
Jan. 19	at WKU*												Did Not Play
Jan. 21	at Middle Tennessee*												Did Not Play
Jan. 26	UAB*												Did Not Play
Jan. 28	UTSA*												Did Not Play
Feb. 2	at Rice*												Did Not Play
Feb. 9	FIU*												Did Not Play
Feb. 11	FAU*												Did Not Play
Feb. 16	at North Texas*												Did Not Play
Feb. 18	at Charlotte*												Did Not Play
Feb. 23	WKU*												Did Not Play
Feb. 25	MIDDLE TENNESSEE*												Did Not Play
Mar. 2	at FIU*												Did Not Play
Mar. 4	at FAU												Did Not Play



CAREER STATS

YEAR	GP	GS	MIN	AVG.	FG	FGA	PCT.	3FG	3FGA	PCT.	FT	FTA	PCT.	Rebounds			AVG	PF	FO	A	TO	BLK	STL	PTS	AVG
														OFF	DEF	TOTAL									
2022-23	7	0	30	4.3	5	9	.556	1	1	1.000	4	4	1.000	0	3	3	0.4	1	0	2	2	0	1	15	2.1
Total	7	0	30	4.3	5	9	.556	1	1	1.000	4	4	1.000	0	3	3	0.4	1	0	2	2	0	1	15	2.1

GAME-BY-GAME BOX SCORES

LOUISIANA TECH 71, GEORGE WASHINGTON 52 GAME 7 • 11-27-22 • LAS VEGAS, NEV.													LOUISIANA TECH 70, ALCORN STATE 59 GAME 8 • 12-3-22 • RUSTON, LA.													VANDERBILT 75, LA TECH 70 (OT) GAME 9 • 12-8-22 • RUSTON, LA.															
#	GW	GS	MIN	FG	3FG	FT	REB	PF	A	TO	B	S	TP	#	Alcorn	GS	MIN	FG	3FG	FT	REB	PF	A	TO	B	S	TP	#	Vandy	GS	MIN	FG	3FG	FT	REB	PF	A	TO	B	S	TP
31	Taiwo	*	24	2-6	0-0	2-2	2-2-4	4	0	2	1	1	6	21	Ford	*	12	0-2	0-0	1-4	0-0-0	3	0	2	0	1	0	5	Chambers	*	23	2-3	0-0	0-0	1-2-3	3	0	2	1	3	4
15	Webster	*	11	1-3	0-2	0-0	0-2-2	0	0	0	0	0	2	00	Griffin	*	19	1-4	0-3	1-2	1-2-3	1	0	3	0	0	3	35	Washington, S.*	27	3-9	0-0	1-1	5-4-9	5	1	1	2	0	7	
21	Lakstigala	*	35	7-14	1-5	4-5	0-10-10	2	2	3	0	2	19	4	Watkins	*	21	2-7	0-0	3-4	1-2-3	3	1	2	0	2	7	2	Brown	*	10	0-0	0-0	0-0	1-1-2	0	0	3	0	0	0
24	Innis	*	13	0-1	0-1	0-0	0-0-0	2	1	1	0	0	0	11	Backus	*	17	1-4	1-2	0-0	0-1-1	1	3	0	0	1	3	11	Harbison	*	42	3-19	0-6	4-6	1-2-3	1	6	3	1	1	10
32	Brown	*	28	2-4	0-1	2-4	1-2-3	3	1	5	0	1	6	24	Henderson*	23	1-4	0-0	0-0	1-1-2	4	0	0	0	0	2	14	Garraud	*	42	11-19	7-13	2-2	1-2-3	3	3	2	0	1	31	
3	Gingras	5	0-2	0-0	0-0	0-0-0	1	0	0	1	0	0	2	White	14	1-4	0-0	0-0	0-1-1	3	2	3	0	0	2	12	Washington, D.	19	2-2	0-0	0-0	1-3-4	4	0	1	0	0	4			
4	Macke	2	0-0	0-0	0-0	0-0-0	1	0	0	0	0	0	3	McCalphia	19	1-3	1-2	0-0	1-1-2	2	4	0	0	3	3	21	LaChance	40	2-5	1-3	0-0	0-5-5	1	4	1	0	1	5			
10	Lok	10	2-5	1-2	0-0	0-0-0	0	2	1	0	0	0	5	Brown	21	8-12	0-0	5-10	4-3-7	4	3	5	1	1	21	24	Allen	22	4-6	4-6	2-2	0-2-2	4	1	3	0	2	14			
11	Thornton	26	2-8	2-7	0-0	0-2-2	1	1	0	0	1	6	14	Obillo	23	4-11	0-2	2-2	1-1-2	2	2	4	0	4	10	Team	22527-6312-289-1111-25-36	23	15	17	4	8	75								
13	Loving	16	0-4	0-0	2-2	3-1-4	2	0	1	1	0	5	25	Wright	22	2-6	1-3	0-0	0-1-1	2	1	2	0	3	5	FG's (1st Half: 10-28 35.7%; 2nd Half: 17-35 48.6%)															
20	Engel	11	1-3	1-2	0-0	0-0-0	0	0	1	0	0	3	30	Claytor	4	0-1	0-1	0-0	0-0-0	0	0	0	0	0	0	3FG's (1st Half: 3-11 27.3%; 2nd Half: 9-17 52.9%)															
23	Blethen	17	1-2	1-1	0-0	1-0-1	0	0	1	2	1	3	35	Reid	4	1-1	0-0	0-0	0-0-0	3	0	0	0	0	2	FT's (1st Half: 3-4 75.0%; 2nd Half: 6-7 85.7%)															
Team	20018-52	6-21	10-138	20-28	17	7	15	4	7	52	Team	20022-59	3-13	12-221	10-13	2328	18	21	1	15	59																				
FG's (1st Half: 10-31 32.3%; 2nd Half: 8-21 38.1%)	3FG's (1st Half: 4-12 33.3%; 2nd Half: 2-9 22.2%)	FT's (1st Half: 4-5 80.0%; 2nd Half: 6-8 75.0%)	FG's (1st Half: 6-26 23.1%; 2nd Half: 16-33 48.5%)	3FG's (1st Half: 1-7 14.3%; 2nd Half: 2-6 33.3%)	FT's (1st Half: 3-6 50.0%; 2nd Half: 9-16 56.3%)	FG's (1st Half: 10-28 35.7%; 2nd Half: 17-35 48.6%)	3FG's (1st Half: 3-11 27.3%; 2nd Half: 9-17 52.9%)	FT's (1st Half: 3-4 75.0%; 2nd Half: 6-7 85.7%)																																	
#	LA Tech	GS	MIN	FG	3FG	FT	REB	PF	A	TO	B	S	TP	#	LA Tech	GS	MIN	FG	3FG	FT	REB	PF	A	TO	B	S	TP	#	LA Tech	GS	MIN	FG	3FG	FT	REB	PF	A	TO	B	S	TP
44	Roberson	*	20	6-10	0-0	2-4	2-7-9	1	2	0	1	1	14	44	Roberson	*	29	4-10	0-1	9-12	5-5-10	3	0	3	2	1	17	44	Roberson	*	31	10-15	0-0	3-5	1-0-1	3	1	3	1	0	23
2	Walker	*	33	4-14	0-1	12-13	1-2-3	2	3	2	0	2	20	2	Walker	*	36	4-10	1-1	8-9	0-7-7	0	2	6	0	3	17	2	Walker	*	24	6-10	0-0	6-9	0-5-5	4	1	2	0	3	18
10	Bates	*	32	3-4	0-0	1-2	0-1-1	2	2	1	1	0	7	10	Bates	*	30	2-2	0-0	6-6	0-3-3	4	3	3	1	0	10	10	Bates	*	41	0-4	0-2	3-4	3-3-6	1	6	5	1	1	3
23	Nativi	*	26	2-3	1-1	0-0	1-2-3	2	2	1	0	1	5	23	Nativi	*	29	1-4	0-2	0-0	1-1-2	0	3	1	0	2	2	23	Nativi	*	40	2-7	1-2	0-0	2-3-5	0	7	2	0	1	5
24	Brannon	*	16	1-3	0-1	0-0	1-4-5	0	1	2	0	0	2	24	Brannon	*	28	1-6	0-2	0-0	2-2-4	3	0	6	0	2	4	24	Brannon	*	17	0-4	0-0	0-0	0-3-3	1	1	1	0	1	0
1	Smith	2	0-0	0-0	2-2	0-0-0	1	0	0	0	0	2	3	Lee	7	0-0	0-0	1-0-1	3	2	2	0	0	0	0	3	Lee	7	0-0	0-0	1-1	1-2	1	3	0	0	0	13			
3	Lee	21	3-3	0-0	1-1	0-2-2	1	2	2	0	1	7	4	Sant	23	4-8	3-6	2-2	1-1-2	1	3	0	0	0	0	13	4	Sant	32	1-7	1-6	2-2	1-1-2	2	0	0	1	0	5		
4	Sant	20	2-6	1-5	0-0	1-1-2	0	0	2	0	0	5	12	Green	3	0-2	0-2	0-0	0-0-0	0	0	0	0	0	0	0	12	Green	19	3-6	3-3	0-0	1-7-8	1	0	0	0	0	9		
12	Green	4	0-1	0-0	0-0	0-0-0	0	1	0	0	0	0	32	Thompson	7	1-1	0-0	1-2	1-3-4	2	0	1	0	0	3	32	Thompson	6	0-0	0-0	2-2	0-0-0	2	0	0	0	1	2			
32	Thompson	15	2-2	0-0	1-2	1-3-4	3	0	0	0	0	5	33	Wurm	5	1-3	0-0	2-2	2-0-2	2	0	1	0	1	4	33	Wurm	8	2-3	0-0	1-1	1-1-2	0	0	1	0	0	5			
33	Wurm	5	0-1	0-0	0-0	0-1-1	0	1	1	0	0	0	45	Bukvic	5	0-0	0-0	0-0	0-1-1	0	0	1	0	0	0	Team	22524-56	5-13	17-2310	25-35	16	18	4	8	70						
34	Angoi	2	1-1	0-0	0-0	0-1-1	0	0	0	0	0	2	Team	20018-46	4-14	30-3514	24-38	13	24	3	9	FG's (1st Half: 9-28 32.1%; 2nd Half: 15-28 53.6%)																			
45	Bukvic	2	1-1	0-0	0-0	0-0-0	0	1	0	0	0	0	FG's (1st Half: 10-23 43.5%; 2nd Half: 8-23 34.8%)	3FG's (1st Half: 3-9 33.3%; 2nd Half: 1-5 20.0%)																											
Team	20025-49	2-8	19-247	28-35	13	15	11	4	5	71	3FG's (1st Half: 3-9 33.3%; 2nd Half: 1-5 20.0%)	FT's (1st Half: 9-12 75.0%; 2nd Half: 21-23 91.3%)																													
FG's (1st Half: 11-25 44.0%; 2nd Half: 14-24 58.3%)	3FG's (1st Half: 0-2 0.0%; 2nd Half: 2-6 33.3%)	FT's (1st Half: 6-7 85.7%; 2nd Half: 13-17 76.5%)	Score by Quarter	1st	2nd	3rd	4th	Total	Alcorn State	10	6	21	22	59	Louisiana Tech	18	14	15	23	70																					
LOUISIANA TECH 73, SOUTH ALABAMA 50 GAME 10 • 12-12-22 • RUSTON, LA.													UTEP 62, LOUISIANA TECH 54 GAME 11 • 12-18-22 • RUSTON, LA.													LOUISIANA TECH 62, UTSA 57 GAME 12 • 12-29-22 • SAN ANTONIO, TEXAS															
#	South Ala.	GS	MIN	FG	3FG	FT	REB	PF	A	TO	B	S	TP <th>#</th> <th>UTEP</th> <th>GS</th> <th>MIN</th> <th>FG</th> <th>3FG</th> <th>FT</th> <th>REB</th> <th>PF</th> <th>A</th> <th>TO</th> <th>B</th> <th>S</th> <th>TP <th>#</th><th>UTSA</th><th>GS</th><th>MIN</th><th>FG</th><th>3FG</th><th>FT</th><th>REB</th><th>PF</th><th>A</th><th>TO</th><th>B</th><th>S</th><th>TP </th></th>	#	UTEP	GS	MIN	FG	3FG	FT	REB	PF	A	TO	B	S	TP <th>#</th> <th>UTSA</th> <th>GS</th> <th>MIN</th> <th>FG</th> <th>3FG</th> <th>FT</th> <th>REB</th> <th>PF</th> <th>A</th> <th>TO</th> <th>B</th> <th>S</th> <th>TP </th>	#	UTSA	GS	MIN	FG	3FG	FT	REB	PF	A	TO	B	S	TP
31	Robinson	*	22	0-5	0-3	0-0	0-1-1	2	1	0	0	0	0	21	Arike	*	18	3-7	0-0	1-2	1-3-4	3	1	2	0	0	7	0	Coleman	*	26	4-11	0-0	4-4	5-6-11	3	2	3	1	1	12
1	Elias	*	24	3-7	1-1	1-2	2-5-7	3	2	2	0	1	8	24	Tac	*	36	6-9	0-0	0-1	8-4-12	3	2	1	1	1	12	32	Jenkins	*	36	9-20	1-3	2-4	0-3-3	3	1	3	3	1	21
11	Howard	*	26	1-4	1-1	1-2	0-0-0	2	2	1	0	1	4	1	Jackson	*	37	5-13	5-8	2-2	4-4-8	1	4	2	0	4	17	10	Ulabo	*	16	3-4	0-1	2-2	1-0-1	5	0	2	0	1	8
23	Washington*	17	2-6	1-5	2-4	0-0-0	1	1	2	0	0	7	11	Boyd	*	38	4-16	0-4	3-4	0-0-0	2	4	4	0	2	11	11	Love	*	33	1-6	0-2	0-0	1-0-1	3	3	1	0	0	2	
24	Rosier	*	26	3-8	3-7	2-2	1-2-3	3	2	2	0	2	11	15	Crouse	*	38	3-10	2-6	3-4	1-1-2	3	3	1	1	2	11	22	White	*	36	0-6	0-3	0-0	0-6-6	2	7	1	0	2	0
2	Thompson	22	1-7	0-5	0-0	0-2-2	0	2	1	0	2	2	2	Wilson	6	0-1	0-1	0-0	0-0-0	0	0	0	0	0	0	0	1	Atwood	21	3-6	0-1	0-0	4-3-7	2	0	2	1	1	6		
3	Smitherman	5	0-4	0-0	0-0	0-0-0	1	1	1	0	0	0	3	Alvarez	2	1-0	0-0	0-0	0-0-0	0	0	0	0	0	0	0	5	Cockrell	5	1-1	1-1	0-0	0-1-1	1	0	0	0	0	3		
4	Simmons	17	5-10	3-4	1-2	0-1-1	4	1	2	0	1	14	12	Marks	4	0-1	0-0	0-0	0-1-1	1	0	0	0	0	2	20	Linton	9	1-1	0-0	0-0	1-0-1	1	1	0	0	1	2			
21	Ferguson	19	1-5	1-5	0-0	1-1-2	1	0	2	0	0	3	13	Lipe	6	0-2	0-2	0-0	0-1-1	1	1	1	0	0	0	21	Nwakamma	16	1-7	1-5	0-0	0-2-2	2	0	0	0	1	0			
22	Leggett	11	0-2	0-0	0-2	2-2-4	1	0	0	0	0	0	25	Montrose	14	1-5	0-1	0-0	1-0-1	2	0	0	0	1	2	23	McGuire	2	0-0	0-0	0-0	0-0-0	0	0	0	0	0	0			
30	Burks	11	0-1	0-1	1-2	1-3-4	3	1	0	1	0	1	Team	20023-64	7-22	9-1317	19-36	16	15	11	2	10	62	Team	20023-62	3-16	8-1014	23-37	22	14	12	5	8	57							
Team	20016-59	10-328	16-9	20-29	21	11	13	1	7	50	FG's (1st Half: 11-33 33.3%; 2nd Half: 12-31 38.7%)	3FG's (1st Half: 6-14 42.9																													

GAME-BY-GAME BOX SCORES

CHARLOTTE 66, LA TECH 57 GAME 13 • 12-31-22 • RUSTON, LA.													LOUISIANA TECH 79, RICE 74 GAME 14 • 1-5-23 • RUSTON, LA.													UTEP 72, LA TECH 66 GAME 15 • 1-7-23 • EL PASO, TEXAS															
##	CLT	GS	MIN	FG	3FG	FT	REB	PF	A	TO	B	S	TP	##	RICE	GS	MIN	FG	3FG	FT	REB	PF	A	TO	B	S	TP	##	UTEP	GS	MIN	FG	3FG	FT	REB	PF	A	TO	B	S	TP
1	McGraw	*	31	8-13	0-0	1-2	4-5-9	2	1	1	0	0	17	1	Fisher	*	27	3-6	2-3	4-4	1-3-4	3	1	0	0	2	12	21	Arike	*	21	2-6	0-1	4-4	0-0-0	4	2	6	0	0	8
31	Rembert	*	17	3-6	0-1	0-0	1-5-6	2	0	2	0	1	6	22	Austin	*	34	5-13	1-6	7-8	1-4-5	4	0	2	1	2	18	24	Tac	*	32	4-10	0-1	3-5	4-4-8	3	2	1	0	0	11
10	Lawrence	*	26	1-9	0-3	4-4	1-2-3	3	2	4	0	2	6	3	Crosthwait	*	37	3-7	3-7	2-2	0-3-3	2	1	1	0	1	11	1	Jackson	*	30	6-10	3-7	0-0	2-3-5	2	1	2	0	1	15
15	McMillian	*	34	1-8	0-1	5-6	1-3-4	1	9	1	1	1	7	5	Jackson	*	37	4-15	0-1	2-2	3-3-6	3	8	2	0	4	10	11	Boyd	*	38	3-12	3-5	2-2	0-1-1	0	5	2	0	1	11
20	Busick	*	35	2-5	2-3	3-4	1-7-8	0	0	0	1	2	9	32	Gooden	*	22	3-3	2-2	0-0	1-3-4	3	2	1	0	0	8	15	Crouse	*	29	3-5	2-2	3-3	1-2-3	3	2	2	0	2	11
0	Wade		21	4-7	0-2	1-1	3-2-5	1	3	1	0	0	9	2	Ennis		6	0-1	0-1	0-0	0-1-1	0	0	1	0	1	0	2	Wilson		8	1-1	0-0	0-0	0-0-0	2	0	2	0	2	2
3	Davis		24	4-6	4-6	0-0	0-3-3	2	0	0	0	0	12	12	Bellamy		19	5-6	0-0	1-2	1-1-2	2	0	1	1	0	11	12	Marks		10	1-3	0-0	0-0	3-2-5	0	2	1	0	1	2
5	Young		3	0-0	0-0	0-0	0-1-1	1	2	0	0	0	0	30	Owens-Barnett		18	0-3	0-1	4-6	0-2-2	3	3	1	0	0	4	13	Lipe		10	3-6	2-4	0-0	0-2-2	1	0	1	0	1	8
13	Hueston		5	0-0	0-0	0-0	0-0-0	0	0	1	1	0	0	Team			20023-54	8-21	20-24	9-22	31	20	15	10	3	9	74	23	Cabral		5	0-0	0-0	2-2	0-1-1	1	2	0	0	0	2
23	Roach		1	0-2	0-2	0-0	0-0-0	0	0	0	0	0	0	FG's (1st Half: 11-29 37.9%; 2nd Half: 12-25 48.0%)	25	Montrose		17	0-2	0-1	2-2	0-0-0	2	0	2	0	2	2													
44	Middleton		3	0-1	0-0	0-0	0-0-0	1	0	1	0	0	0	3FG's (1st Half: 3-8 37.5%; 2nd Half: 5-13 38.5%)	Team			20023-55	10-21	16-18	14-16	30	16	16	0	8	72														
Team			20023-57	6-18	14-17	12-29	41	13	17	12	6	3	66	FT's (1st Half: 5-6 83.3%; 2nd Half: 15-18 83.3%)	FG's (1st Half: 12-26 46.2%; 2nd Half: 11-29 37.9%)	3FG's (1st Half: 4-8 50.0%; 2nd Half: 6-13 46.2%)	FT's (1st Half: 8-8 100.0%; 2nd Half: 8-10 80.0%)																								
FG's (1st Half: 11-30 36.7%; 2nd Half: 12-27 44.4%)	3FG's (1st Half: 4-10 40.0%; 2nd Half: 2-8 25.0%)	FT's (1st Half: 3-5 60.0%; 2nd Half: 11-12 91.7%)	##	LA Tech	GS	MIN	FG	3FG	FT	REB	PF	A	TO	B	S	TP	##	LA Tech	GS	MIN	FG	3FG	FT	REB	PF	A	TO	B	S	TP											
33	Wurm	*	24	4-9	0-0	0-0	1-5-6	1	0	2	3	0	8	33	Wurm	*	21	1-5	0-0	2-4	0-3-3	3	0	1	3	0	4	33	Wurm	*	21	2-4	0-0	0-0	1-5-6	2	1	0	1	0	4
2	Walker	*	34	9-18	2-3	6-6	0-7-7	4	1	2	0	1	26	2	Walker	*	34	9-18	2-3	6-6	0-7-7	4	1	2	0	1	26	2	Walker	*	34	8-13	3-4	5-6	0-2-2	4	3	6	0	2	24
10	Bates	*	37	5-8	2-3	3-3	0-3-3	1	5	1	0	1	15	23	Nativi	*	19	1-1	0-0	0-0	0-2-2	1	3	2	0	0	2	10	Bates	*	36	5-9	2-5	2-2	0-3-3	2	4	5	2	2	14
2	Walker	*	31	3-9	0-1	5-7	0-4-4	2	3	2	0	0	11	24	Brannon	*	26	4-6	0-0	7-9	0-4-4	3	0	2	0	1	15	23	Nativi	*	28	1-2	0-0	0-0	3-1-4	2	5	3	0	1	2
10	Bates	*	37	4-10	1-3	0-1	1-2-3	3	4	1	0	1	9	3	Lee		9	1-2	0-0	0-0	0-1-1	2	1	0	0	0	2	24	Brannon	*	33	3-9	1-2	6-8	1-4-5	3	0	4	0	1	13
23	Nativi	*	21	3-5	1-2	0-0	4-1-5	2	4	0	1	1	7	4	Sant		32	3-8	3-7	0-0	0-1-1	3	3	2	0	0	9	3	Lee		4	0-0	0-0	0-0	0-0-0	1	0	1	0	0	0
24	Brannon	*	33	6-16	2-4	1-2	5-5-10	4	2	1	0	0	15	12	Green		22	2-3	2-3	0-0	1-0-1	0	1	0	0	0	6	4	Sant		25	2-3	2-3	0-0	1-1-2	1	0	0	0	0	6
3	Lee		7	0-2	0-0	0-0	0-0-0	0	1	2	0	1	0	34	Angoi		1	0-0	0-0	0-0	0-0-0	1	0	0	0	0	0	12	Green		16	1-1	1-1	0-0	0-1-1	3	1	3	0	0	3
4	Sant		27	1-6	1-5	1-2	2-0-2	1	1	3	0	0	4	Team			20026-51	9-16	18-22	5-24	29	18	14	11	3	3	79	34	Angoi		2	0-0	0-0	0-0	0-0-0	0	0	0	0	0	0
12	Green		21	1-7	1-7	0-0	0-4-4	2	1	0	0	1	3	FG's (1st Half: 14-25 56.0%; 2nd Half: 12-26 46.2%)	Team			20022-41	9-15	13-16	16-19	25	19	14	22	3	6	66													
Team			20022-64	6-22	7-12	15-23	38	15	16	11	4	4	57	3FG's (1st Half: 5-10 50.0%; 2nd Half: 4-6 66.7%)	FG's (1st Half: 9-18 50.0%; 2nd Half: 13-23 56.5%)	3FG's (1st Half: 4-7 57.1%; 2nd Half: 5-8 62.5%)	FT's (1st Half: 11-14 78.6%; 2nd Half: 2-2 100.0%)																								
FG's (1st Half: 10-35 28.6%; 2nd Half: 12-29 41.4%)	3FG's (1st Half: 3-12 25.0%; 2nd Half: 3-10 30.0%)	FT's (1st Half: 2-5 40.0%; 2nd Half: 5-7 71.4%)	Score by Quarter	1st	2nd	3rd	4th	Total	Score by Quarter	1st	2nd	3rd	4th	Total	Score by Quarter	1st	2nd	3rd	4th	Total																					
Charlotte			10	19	17	20	66	Rice						74	Louisiana Tech					66																					
Louisiana Tech			13	12	15	17	57	Louisiana Tech						79	UTEP					72																					



2022-23 Louisiana Tech Women's Basketball Combined Team Statistics All games

Game Records

Record	Overall	Home	Away	Neutral
ALL GAMES	9-6	5-3	2-2	2-1
CONFERENCE	2-3	1-2	1-1	0-0
NON-CONFERENCE	7-3	4-1	1-1	2-1

Score by Periods

Team	1st	2nd	3rd	4th	OT	TOT
Louisiana Tech	236	219	254	281	10	1000
Opponents	177	210	249	238	15	889

Team Box Score

No.	Player	Total			3-Point		F-Throw		Rebounds				Other Stats									
		GP-GS	MIN	AVG	FG-FGA	FG%	3FG-3FGA	3FG%	FT-FTA	FT%	OFF	DEF	TOT	AVG	PF	DQ	A	TO	BLK	STL	PTS	AVG
2	WALKER, Keiunna	15-15	414:28	27.6	79-188	.420	9-22	.409	76-97	.784	5	46	51	3.4	34	0	30	41	2	14	243	16.2
44	ROBERSON, Anna Larr	11-11	280:37	25.5	57-103	.553	2-4	.500	29-38	.763	18	64	82	7.5	25	0	8	18	7	6	145	13.2
24	BRANNON, Amaya	15-15	396:36	26.4	49-120	.408	7-30	.233	23-30	.767	21	59	80	5.3	32	0	19	38	0	16	128	8.5
10	BATES, Salma	15-15	442:31	29.5	37-86	.430	11-33	.333	24-33	.727	6	39	45	3.0	26	0	54	42	7	16	109	7.3
4	SANT, Lotte	15-0	299:52	20.0	26-64	.406	23-57	.404	9-10	.900	10	18	28	1.9	14	0	10	12	1	3	84	5.6
3	LEE, Robyn	15-0	200:06	13.3	26-41	.634	0-1	.000	15-23	.652	6	21	27	1.8	26	0	18	17	0	7	67	4.5
23	NATIVI, Silvia	15-12	406:22	27.1	24-47	.511	6-15	.400	2-4	.500	15	30	45	3.0	20	0	62	20	6	17	56	3.7
33	WURM, Mackenzie	14-4	149:05	10.6	18-38	.474	0-0	.000	13-16	.813	7	31	38	2.7	15	0	4	8	20	3	49	3.5
12	GREEN, Gabbie	15-3	258:52	17.3	17-62	.274	14-44	.318	4-5	.800	7	32	39	2.6	20	0	16	17	0	4	52	3.5
32	THOMPSON, Kate	12-0	103:55	8.7	12-21	.571	0-0	.000	8-10	.800	9	19	28	2.3	19	0	2	6	3	2	32	2.7
45	BUKVIC, Anja	7-0	30:26	4.3	5-9	.556	1-1	1.000	4-4	1.000	0	3	3	0.4	1	0	2	2	0	1	15	2.1
1	SMITH, Autumn	6-0	18:35	3.1	4-6	.667	0-1	.000	2-2	1.000	0	2	2	0.3	4	0	3	2	0	1	10	1.7
34	ANGOI, Ayen	7-0	23:35	3.4	5-6	.833	0-0	.000	0-0	.000	2	5	7	1.0	2	0	0	0	0	1	10	1.4
Team											26	33	59				10					
Total		15	3025		359-791	.454	73-208	.351	209-272	.768	132	402	534	35.6	238	0	228	233	46	91	1000	66.7
Opponents		15	3025		315-864	.365	93-297	.313	166-238	.697	174	329	503	33.5	277	3	185	229	40	118	889	59.3

Team Statistics

	LATECH	OPP
Scoring	1000	889
Points per game	66.7	59.3
Scoring margin	+7.4	-
Field goals-att	359-791	315-864
Field goal pct	.454	.365
3 point fg-att	73-208	93-297
3-point FG pct	.351	.313
3-pt FG made per game	4.9	6.2
Free throws-att	209-272	166-238
Free throw pct	.768	.697
F-Throws made per game	13.9	11.1
Rebounds	534	503
Rebounds per game	35.6	33.5
Rebounding margin	+2.1	-
Assists	228	185
Assists per game	15.2	12.3
Turnovers	233	229
Turnovers per game	15.5	15.3
Turnover margin	-0.3	-
Assist/turnover ratio	1.0	0.8
Steals	91	118
Steals per game	6.1	7.9
Blocks	46	40
Blocks per game	3.1	2.7
Winning streak	0	-
Home win streak	1	-
Attendance	12716	3543
Home games-Avg/Game	8-1590	4-886
Neutral site-Avg/Game	-	3-308

Team Results

Date	Opponent		Score	Att.
11/07/2022	Central Baptist	W	86-30	1459
11/10/2022	Arkansas St.	W	59-56	2948
11/13/2022	at ULM	W	68-53	1213
11/22/2022	at SMU	L	59-63	622
11/25/2022	vs Stetson	W	73-50	0
11/26/2022	vs Illinois St.	L	53-70	925
11/27/2022	vs George Washington	W	71-52	0
12/03/2022	Alcorn	W	70-59	1338
12/08/2022	Vanderbilt	Lot	70-75	1515
12/12/2022	South Alabama	W	73-50	1190
12/18/2022	UTEP	L	54-62	1371
12/29/2022	at UTSA	W	62-57	852
12/31/2022	Charlotte	L	57-66	1622
01/05/2023	Rice	W	79-74	1273
01/07/2023	at UTEP	L	66-72	856

TV/RADIO ROSTER



1
AUTUMN SMITH
5-6 - SO. - GUARD
ARLINGTON, TEXAS



2
KEIUNNA WALKER
5-6 - SR. - GUARD
LONOKE, ARK.



3
ROBYN LEE
5-8 - SO. - GUARD
MOSS POINT, MISS.



4
LOTTE SANT
6-1 - JR. - GUARD
AMSTERDAM, THE NETHERLANDS



10
SALMA BATES
5-7 - JR. - GUARD
KENNER, LA.



12
GABBIE GREEN
5-6 - GR. - GUARD
BELLVILLE, TEXAS



23
SILVIA NATIVI
6-0 - SO. - GUARD
FERRARA, ITALY



24
AMAYA BRANNON
5-11 - SO. - GUARD
PLANO, TEXAS



32
KATE THOMPSON
6-2 - SO. - FORWARD
DENHAM, SPRINGS, LA.



33
MACKENZIE WURM
6-4 - SO. - FORWARD
ALLEN, TEXAS



34
AYEN ANGOI
6-0 - FR. - FORWARD
DALLAS, TEXAS



44
ANNA LARR ROBERSON
6-3 - JR. - FORWARD
RUSTON, LA.



45
ANJA BUKVIC
5-10 - FR. - GUARD
BELGRADE, SERBIA

PRONUNCIATION GUIDE

- #2 KEIUNNA WALKER - KEE-AH-NUH
- #4 LOTTE SANT - LO-TUH SAHNT
- #23 SILVIA NATIVI - NUH-TEE-VEE
- #33 MACKENZIE WURM - WORM
- #34 AYEN ANGOI - UH-YEN UN-WEE
- #44 ANNA LARR ROBERSON - RAH-BERSON
- #45 ANJA BUKVIC - ON-YUH BOO-K-WITCH