



2019 FOOTBALL GAME NOTES

WE ARE ... "LOUISIANA TECH"

We are excited you are covering Louisiana Tech Football this year. We ask that you please refer to us by our correct name and abbreviation. Thanks and Go Bulldogs!

CORRECT

Louisiana Tech
LA Tech (pronounced: LAH Tech)
Bulldogs or 'Dogs

INCORRECT

LT or LTU
LaTech or La. Tech
Dawgs

Louisiana Tech vs. FIU | 7:00 p.m. | Friday, Sept. 20 | Joe Aillet Stadium (28,562) | Ruston, La.

MEDIA COVERAGE



CBS SPORTS NETWORK

Jason Horowitz, Play-by-Play
Malik Zaire, Analyst



LA TECH SPORTS NETWORK

Dave Nitz, Play-by-Play
Teddy Allen, Analyst
Thomas Graham, Sideline



SIRIUS XM SATELLITE RADIO

Internet, 970



--/-- FIU
PANTHERS
(1-2, 0-1 C-USA)

Home: 1-1
Away: 0-1
Neutral: 0-0

Head Coach: Butch Davis
Career: 81-54 (13th)
At FIU: 18-11 (3rd)

THE MATCHUP

Date: Friday, Sept. 20, 2019

Time: 7:00 p.m.

Location: Ruston, La.

Venue: Joe Aillet Stadium (28,562)

Surface: FieldTurf Revolution

Series: Tech leads 3-0

In Ruston: Tech leads 1-0

Last: (2015, Tech won 27-17)

In Miami: Tech leads 2-0

Last: (2016, Tech won 44-24)

Live Stats: LATechSports.com

Live Audio: Tunein.com (Louisiana Tech Football)

Twitter Updates: @LATechFB



--/-- Louisiana Tech
BULLDOGS
(2-1, 0-0 C-USA)

Home: 1-0
Away: 1-1
Neutral: 0-0

Head Coach: Skip Holtz
Career: 136-105 (20th)
At LA Tech: 48-34 (7th)

FOOTBALL QUICK FACTS

First Year of Football: 1901

Number of Years Playing Football: 117

All-Time Overall Record: 622-462-38 (.570)

All-Time Bowl Record: 7-3-1 (.682)

2018 Record: 8-5

2018 Conference Record/Finish: 5-3/3rd (West)

Starters Returning: 15

Offense: 8

Defense: 5

Special Teams: 2

LA TECH COACHING STAFF

On the field:

Skip Holtz Head Coach
Joe Sloan Assistant Head Coach/Co-OC
Jeff Burris Cornerbacks
Brian Gamble Linebackers
Robert McFarland Offensive Line
Kenny Guiton Outside Receivers
Brock Hays Running Backs

In the booth:

Bob Diaco Defensive Coord./Safeties
Todd Fitch Offensive Coord./Quarterbacks
Rick Petri Defensive Line
Dennis Smith Special Teams Coord.

WHAT TO WATCH FOR

- This is the fourth overall meeting between the Bulldogs and Panthers and the first in Ruston since 2015.
- The Bulldogs lead the all-time series with the Panthers 3-0 and are a combined 4-1 against Florida C-USA schools (FIU and FAU).
- The Bulldogs have played either FIU or FAU every year except one in their 7 years in C-USA, despite playing in the West Division.
- After Tech's home win over Grambling, the Bulldogs have now won five consecutive home-openers dating back to 2015.
 - Under head coach Skip Holtz, the Bulldogs are 23-11 in home games in Ruston.
- The Bulldogs are one of just 25 FBS programs with 7+ wins in each of the last five seasons (2014-18).
 - Among those, Tech is the only C-USA team and one of eight G5 programs with 7+ wins in each of the past five seasons (Appalachian State, Arkansas State, Boise State, Houston, Memphis, San Diego State, Toledo).
- Over the last five years, Tech has the eighth-most wins among G5 programs with 44 (second-most in Conference USA).
- Tech senior quarterback J'Mar Smith has been climbing the record books and placing himself among some prestigious greats. In week two against Grambling State, Smith became just the 5th Tech quarterback to reach 7,000 career passing yards.
- Of 30 FBS quarterbacks with at least 100 pass attempts in 2019, Smith has posted the 7th highest completion percentage at 68.6%
- Senior offensive lineman Ethan Reed leads the country with 43 consecutive starts since 2016.

4

Louisiana Tech's red-zone defense is among the best in the nation, ranking 4th (6-of-12, .500) among all FBS programs.

69

Senior quarterback J'Mar Smith is completing 69% of his passes this season. Good for 5th best in C-USA and 29th nationally.

48

In his 6 seasons as head coach, Skip Holtz's 48 victories are third most in program history, behind only Maxie Lambright (95) and Joe Aillet (152).

2019 SCHEDULE



#10 TEXAS
Aug. 31
Austin, Texas
LHN
L, 45-14



GRAMBLING
Sept. 7
Ruston, La.
NFL Network
W, 20-14



BOWLING GREEN
Sept. 14
Bowling Green, Ohio
ESPN+
W, 35-7



FIU
Sept. 20
Ruston, La.
CBSSN
7:00 PM



RICE
Sept. 28
Houston, Texas
ESPN3
6:00 PM



UMASS
Oct. 12
Ruston, La.
ESPN3
6:00 PM



SOUTHERN MISS
Oct. 19
Ruston, La.
NFL Network
2:30 PM



UTEP
Oct. 26
El Paso, Texas
ESPN3
7:00 PM (CT)



NORTH TEXAS
Nov. 9
Ruston, La.
Stadium/Facebook
3:00 PM



MARSHALL
Nov. 15
Huntington, W. Va.
CBSSN
6:00 PM (CT)



UAB
Nov. 23
Birmingham, Ala.
ESPN+
TBA



UTSA
Nov. 30
Ruston, La.
ESPN+
2:30 PM

TECH ATHLETIC COMMUNICATIONS

Brock McKeeAssistant Director
 Email: bmckee@latech.edu
 Duties: Primary Contact, Interviews, Notes

Malcolm ButlerAssociate AD
 Email: malcolm@latech.edu
 Duties: Credentials, Stats

Kane McGuireAssistant AD
 Email: kmcguire@latech.edu
 Duties: Notes, Game Program, Social Media

Andrew GoodwinAssistant Director
 Email: goodwin@latech.edu
 Duties: Social Media

QUICK FACTS

Location: Ruston, La.
Founded: 1894
Nickname: Bulldogs
Colors: Blue and Red
Enrollment: 12,873
Conference: Conference USA (West Division)
Stadium (Capacity): Joe Aillet Stadium (28,562)
Surface: FieldTurf Revolution
President: Dr. Les Guice (Louisiana Tech, 1976)
Athletics Director: Tommy McClelland (Northwestern St., 2004)
Athletic Office: 318-257-4827
Football Office: 318-257-4547
Ticket Office: 318-257-3631

COACHING STAFF

Head Coach: Skip Holtz
 Alma Mater, Year: Notre Dame, 1986
 Overall Record: 136-105 / 20th Year
 School Record: 48-34 / 7th Year

Assistant Head Coach/Co-Offensive Coord: Joe Sloan
 Alma Mater, Year: East Carolina, 2008

Offensive Coordinator/QBs: Todd Fitch
 Alma Mater, Year: Ohio Wesleyan, 1986

Defensive Coordinator/Safeties: Bob Diaco
 Alma Mater, Year: Tulane, 2008

Cornerbacks: Jeff Burris
 Alma Mater, Year: Notre Dame, 1993

Linebackers: Brian Gamble
 Alma Mater, Year: Texas A&M, 2002

Running Backs: Brock Hays
 Alma Mater, Year: Grambling State, 2009

Outside Wide Receivers: Kenny Guiton
 Alma Mater, Year: Ohio State, 2013

Offensive Line: Robert McFarland
 Alma Mater, Year: McNeese State, 1985

Defensive Line: Rick Petri
 Alma Mater, Year: Missouri-Rolla, 1976

Special Teams: Dennis Smith
 Alma Mater, Year: Miami, 2005

Head Strength & Conditioning Coach: Kurt Hester
 Alma Mater, Year: Tulane, 1995

Asst. AD/Character Education: Ed Jackson
 Alma Mater, Year: Louisiana Tech, 1983

Graduate Assistant: Mac Goode
Graduate Assistant: Ross Hornor
Graduate Assistant: Sean Marinar
Graduate Assistant: Caden Thomson

LA TECH MEDIA SCHEDULE (GAME WEEK)

SUNDAY	MONDAY	TUESDAY	WEDNESDAY	THURSDAY	FRIDAY
<ul style="list-style-type: none"> Practice closed No interviews 	<ul style="list-style-type: none"> Inside Bulldog Football with Skip Holtz at 6 p.m. at The Dawg House Sports Grill 	<ul style="list-style-type: none"> Weekly press luncheon at 12:00 p.m. in the Jarrell Room of the Davison Athletics Complex 4 p.m. practice (open to media last 30 minutes) 	<ul style="list-style-type: none"> 4 p.m. practice (open to media last 30 minutes) 	<ul style="list-style-type: none"> Practice closed No interviews 	<ul style="list-style-type: none"> GAMEDAY

TUESDAY MEDIA LUNCHEONS

Head coach Skip Holtz and select student-athletes will meet with the media every Tuesday prior to a game. Lunch will be provided at noon followed by interviews with Coach Holtz and selected players. **Audio of each luncheon will be posted at SoundCloud.com/LATechSports.**

PRACTICE COVERAGE

In addition to Tuesday's media luncheon, Louisiana Tech student-athletes and coaches are available for in-person or phone interviews following practice on Tuesdays and Wednesdays. All interview requests must be directed to the Louisiana Tech Athletic Communications Office at least 24 hours in advance. Please send all requests via email to bmckee@latech.edu. For those practice days, the final 30 minutes of practice is open to the media.

COLLEGEPRESSBOX.COM

CollegePressBox.com is the official media website for Conference USA and Louisiana Tech Football. Access and download weekly game notes, quotes, statistics, media guides, headshots, logos and more for Louisiana Tech, Conference USA and each of its member schools. Login information will be distributed to accredited media or you can apply for a password by sending an email to password@collegepressbox.com.

DAILY MEDIA AVAILABILITY

The following is a general weekly schedule of media availability for the Louisiana Tech football team. Members of the media are expected to adhere to these policies at all times. All interview requests should be made to Louisiana Tech Assistant Director of Athletic Communications Brock McKee at least 24 hours in advance. All media availability times are subject to change. Please contact Brock McKee for any changes in the schedule. **(Note: First year players are not available to the media unless by special request.)**

For games in Ruston, all Louisiana Tech postgame press conference will be held in the Jarrell Room of the Davison Athletics Complex after each game following a 10-minute cooling off period. No interviews will be allowed on the field with players and/or coaches immediately following games. Coach Holtz and select Louisiana Tech players will be available in the press conference following games. Opposing coaches will be available outside the visiting locker room following a 10-minute cooling off period.

COACH/PLAYER AVAILABILITY

All members of the Louisiana Tech coaching staff are available during the designated days and times throughout the year. All returning players are available during the designated days and times, but newcomers are not available to the media unless under special request that access is granted.

SOCIAL MEDIA

Louisiana Tech fans can access the most in-depth information regarding all the University's programs through social media opportunities available online.
 Twitter – Members of the Louisiana Tech Athletic Communications department will be tweeting throughout the year with the latest news and in-game score updates. To follow them, simply find them on www.twitter.com.
 @LATechFB – Direct reports from football practices and games
 @LATechSports – General athletic department information

2019 FOOTBALL MEDIA GUIDE



NOTING THE BULLDOGS

GOING BOWLING

For those keeping track at home, Louisiana Tech head coach Skip Holtz and the Bulldogs have put themselves in elite company over the last five years. Over that stretch, LA Tech has not only made an appearance in a bowl game, but the Bulldogs have taken home the trophy, becoming only one of two teams in the nation to achieve such a feat since 2014 along with Wisconsin.

BOWL APPEARANCES (since 2014)

Season	Bowl Game	Opponent	Outcome
2014	Heart of Dallas Bowl	Illinois	W, 35-18
2015	New Orleans Bowl	Arkansas State	W, 47-28
2016	Armed Forces Bowl	#25 Navy	W, 48-45
2017	Frisco Bowl	#25 SMU	W, 51-10
2018	Hawai'i Bowl	Hawai'i	W, 31-14

In addition, Tech has posted the fifth best bowl winning percentage among all FBS programs (min. 10 bowl appearances).

Best Bowl Winning Percentage

- 1 Marshall .857 (14)
- 2 Utah .773 (22)
- 3 San Jose State .700 (10)
- 4 Wake Forest .692 (13)
- 5 Louisiana Tech .682 (11)**
- 6 Boise State .667 (18)
- 7 Oklahoma State .655 (29)
- 8 USC .654 (53)
- 9 Ole Miss .639 (36)
- 10 Penn State .638 (49)

TURNING UP THE HEAT

Over the first three games of 2019, the Tech defense has been slowly but surely making strides under new D-coordinator, Bob Diaco. The Bulldogs have adopted the "bend without breaking" mantra and have been one of the top defensive teams in the red zone this season. Tech has posted the 4th-best red-zone defense in the country, allowing its opponents just six scores in 12 attempts.

In fact, the Bulldogs have already forced four opponent turnover on downs in the red zone this season after combining for four total turnover on downs in the red zone over the past five seasons combined.

IT'S AMIK'S WORLD - WE'RE JUST LIVING IN IT

Tech junior cornerback Amik Robertson is backing up all his preseason hype and accolades with stellar play yet again in the secondary for the Bulldogs. Robertson has started every possible game in his career for Tech, and on Saturday, his interception returned 36 yards for a TD marked his 10th career INT - ninth most in program history.

Robertson also leads the team with 1.7 passes defended per game - good for 8th most among national leaders.

YARDS, YARDS AND MORE YARDS

Tech senior quarterback J'Mar Smith has been climbing the record books and placing himself among some prestigious greats. In week two against Grambling State, Smith became just the 5th Tech quarterback to reach 7,000 career passing yards.

LA Tech Career Passing Yards

1. Luke McCown 12,994
2. Tim Rattay 12,746
3. Jason Martin 9,062
- 4. J'Mar Smith 7,364**
5. Terry Bradshaw 6,589

NCAA Active Career Leaders (Passing Yards)

1. Mason Fine, North Texas 10,162
2. Gage Gubrud, Washington State 10,073
3. Ben Hicks, Arkansas 9,322
4. Stephen Calvert, Liberty 9,133
5. Justin Herbert, Oregon 7,938
6. Riley Neal, Vanderbilt 7,856
7. Steven Montez, Colorado 7,729
8. Jake Bentley, South Carolina 7,527
- 9. J'Mar Smith, Louisiana Tech 7,364**
10. Caleb Evans, ULM 6,995

NCAA TEAM RANKINGS

NCAA Category	LA TECH	FIU
Total Offense	T-65	117
Rushing Offense	99	64
Passing Offense	26	124
Team Passing Efficiency	61	124
Scoring Offense	T-97	115
Total Defense	83	97
Rushing Defense	82	111
Passing Yards Allowed	86	68
Team Passing Efficiency Defense	52	78
Scoring Defense	53	79
Turnover Margin	T-95	T-32
3rd Down Conversion Pct	104	111
4th Down Conversion Pct	T-110	T-62
3rd Down Conversion Pct Defense	86	T-88
4th Down Conversion Pct Defense	T-21	T-1
Red Zone Offense	T-101	120
Red Zone Defense	T-4	T-106
Net Punting	104	22
Punt Returns	45	23
Kickoff Returns	48	106
First Downs Offense	T-55	T-91
First Downs Defense	T-114	T-94
Fewest Penalties Per Game	T-66	T-31
Fewest Penalty Yards Per Game	T-61	57
Time of Possession	46	86

PRESEASON HONORS

- Bednarik Award (Defensive Player)**
Amik Robertson, Jr., CB
- Biletnikoff Award (Wide Receiver)**
Adrian Hardy, Jr., WR
- Bronko Nagurski Award (Defensive Player)**
Amik Robertson, Jr., CB
- Jim Thorpe Award (Defensive Back)**
Amik Robertson, Jr., CB
- Rimington Award (Center)**
Kody Russey, Sr., C
- Unitas Golden Arm (Senior/4th year QB)**
J'Mar Smith, R-Sr., QB

Conference USA Preseason Team

Offense

- QB Mason Fine, Sr., North Texas
- RB Spencer Brown, Jr., UAB
- RB Benny LeMay, Sr., Charlotte
- OL Levi Brown, Sr., Marshall
- OL Josh Dunlop, Sr., UTSA
- OL Derron Gatewood, Sr., UTEP
- OL Sosaia Mose, Sr., North Texas
- OL Miles Pate, Sr., WKU
- TE Harrisoninthe Bryant, Sr., Florida Atlantic
- WR Rico Bussey, Jr., Sr., North Texas
- WR Adrian Hardy, Jr., Louisiana Tech**
- WR Quez Watkins, Jr., Southern Miss

Defensive

- DL Channing Hames, Sr., Marshall
- DL LaDarius Hamilton, Sr., North Texas
- DL Alex Highsmith, Sr., Charlotte
- DL Garrett Marino, Sr., UAB
- DL DeMarrio Smith, Sr., Southern Miss
- DL Jacques Turner, Jr., Southern Miss
- LB Khalil Brooks, Jr., Middle Tennessee
- LB Sage Lewis, Sr., FIU
- LB Raheem Boothe, Jr., Southern Miss
- DB Reed Blankenship, Jr., Middle Tennessee
- DB Ky'el Hemby, Jr., Southern Miss
- DB Amik Robertson, Jr., Louisiana Tech**

TECH GRADUATES

Heading into the 2019 season, Louisiana Tech has nine players on the active roster who have completed their degree path and walked across the stage as college graduates.

2019 College Graduates

Bailey Hale
Darryl Lewis
Kevin Murphy
Michael Sam
Collin Scott
J'Mar Smith
Gewhite Stallworth
Malik Stanley
Courtney Wallace

2018 ALL-CONFERENCE HONORS

Conference USA First Team**Offense**

QB – Brent Stockstill, Gr., Middle Tennessee
RB – Devin Singletary, Jr., Florida Atlantic
RB – Spencer Brown, So., UAB
OL – Reggie Bain, R-Sr., Florida Atlantic
OL – O'Shea Dugas, Sr., Louisiana Tech
OL – Levi Brown, R-Jr., Marshall
OL – Chandler Brewer, Sr., Middle Tennessee
OL – Justice Powers, Sr., UAB
TE – Harrison Bryant, Jr., Florida Atlantic
WR – Tyre Brady, R-Sr., Marshall
WR – Rico Bussey, Jr., Jr., North Texas
WR – Quez Watkins, So., Southern Miss

Defense

DL – Alex Highsmith, R-Jr., Charlotte
DL – Jaylon Ferguson, R-Sr., Louisiana Tech
DL – LaDarius Hamilton, Jr., North Texas
DL – Oshane Ximines, Sr., Old Dominion
DL – Jacques Turner, R-Jr., Southern Miss
LB – Sage Lewis, R-Jr., FIU
LB – Darius Harris, R-Sr., Middle Tennessee
LB – EJ Ejiya, R-Sr., North Texas
DB – Amik Robertson, So., Louisiana Tech
DB – Malik Gant, R-Jr., Marshall
DB – Reed Blankenship, So., Middle Tennessee
DB – Kemon Hall, Sr., North Texas

Conference USA Second Team**Offense**

QB – Mason Fine, Jr., North Texas
RB – Benny LeMay, Jr., Charlotte
RB – DeAndre Torrey, So., North Texas
OL – Nate Davis, R-Sr., Charlotte
OL – Jordan Budwig, Gr., FIU
OL – Rishard Cook, Sr., UAB
OL – James Davis, R-Sr., UAB
OL – Malique Johnson, R-Sr., UAB
OL – Miles Pate, R-Jr., WKU
TE – Mik'Quan Deane, R-Sr., WKU
WR – Adrian Hardy, R-So., Louisiana Tech
WR – Jonathan Duhart, Sr., Old Dominion
WR – Travis Fulgham, Sr., Old Dominion

Defense

DL – Ryan Bee, Sr., Marshall
DL – Ty Tyler, R-Jr., Marshall
DL – Jamell Garcia-Williams, Sr., UAB
DL – Anthony Rush, Sr., UAB
LB – Juwan Foggie, R-Sr., Charlotte
LB – Khalil Brooks, R-Jr., Middle Tennessee
LB – A.J. Hotchkins, Gr., UTEP
DB – Jalen Young, Sr., Florida Atlantic
DB – Chris Jackson, Jr., Marshall
DB – Wesley Bush, Sr., Middle Tennessee
DB – Nate Brooks, Sr., North Texas
DB – Ky'el Hemby, R-So., Southern Miss

NOTING THE BULLDOGS

WINNING IN STYLE

Over the course of Tech's five consecutive bowl triumphs, the final outcome hasn't been particularly in doubt. Four of the team's five victories have been by 17 points of more (average scoring differential of +19.4 as compared to Wisconsin, who has an average scoring differential of +11.0).

YOU SHOULD SEE US IN A CROWN

Louisiana Tech and Houston are the only two teams that have garnered every individual award in Conference USA ever (LA Tech: Ryan Higgins (2016 MVP), Carlos Henderson (2016 OPY), Jaylon Ferguson (2018 DPY), Carlos Henderson (2016 STPY), Skip Holtz (2016 COY)).

TECH IN THE C-USA RECORD BOOKS

- 1) Career receiving catches (Trent Taylor 327)
- 2) Career points (Jonathan Barnes 462)
- 3) Career FG attempts (Jonathan Barnes 103)
- 4) Career FG makes (Jonathan Barnes 81)
- 5) Career points scored by kicking (Jonathan Barnes 462)
- 6) Career tackles for loss (Jaylon Ferguson 66.5)
- 7) Career sacks (Jaylon Ferguson 45)

QB1

Louisiana Tech senior starting quarterback J'Mar Smith is among some of the rarest company after the team's opener at #10 Texas. Smith is the **only active FBS quarterback** who has started each and every season opener in each of the last four seasons.

Also, his 29 consecutive starts under center are tied for third-most nationally among active players.

Most Consecutive Starts (Active QBs Only)

1. Jake Fromm, Georgia-31
2. Mason Fine, North Texas-30
3. **J'Mar Smith, Louisiana Tech-29**
Nate Stanley, Iowa-29
5. Steven Montez, Colorado-27
Nathan Rourke, Ohio-27

Smith has also been the most accurate he's been in his career so far this season. The senior signal caller has thrown for at least a 66.7% in each of his first three games in 2019. Coming into this year, he had only accomplished that feat twice in his previous 27 starts.

Of the 30 FBS quarterbacks with at least 100 pass attempts under their belts this season, Smith has posted the 7th-best completion percentage at 68.6%.

EXPERIENCE IN THE TRENCHES

Entering the 2019 season, no FBS player has made more consecutive starts than Louisiana Tech offensive lineman Ethan Reed.

Reed, who redshirted as a true freshman, has started every game possible on the Tech offensive line over the past three-plus seasons.

43	Ethan Reed, OL	Louisiana Tech
42	Shaq Quarterman, LB	Miami (Fla.)
42	Marlon Davidson, DL	Auburn
42	Luke Juriga, OL	Western Michigan
42	Sterling Hofrichter, OL	Syracuse
41	Kevin Dotson, OL	Louisiana
41	Zacc Weldon, FB	Troy
41	Scott Frantz, OL	Kansas State
41	Shane Lemieux, OL	Oregon
41	Calvin Throckmorton, OL	Oregon
41	Dustin Woodard, OL	Memphis
41	Jordan Johnson, OL	UCF

SUCCESS BREEDS SUCCESS AT LOUISIANA TECH

- Saw football become one of only two programs in the nation (along with Wisconsin) to win five consecutive bowl games in five years dating back to the 2014 season following the Bulldogs' 31-14 victory over Hawaii in the 2018 SoFi Hawaii Bowl.
- Saw its student-athletes record a cumulative grade point average of 3.020 during the 2018-19 academic year.
- Set an LTAC record for number of donors (more than 1,800) and dollars raised (\$1.67 M). LTAC has seen over a 100 percent growth under current Athletic Director Tommy McClelland's tenure. Tech also raised in excess of \$325k in the University's inaugural Giving Day.
- Saw Dave Nitz and Matt Dunigan inducted into the Louisiana Sports Hall of Fame in June and Lonnie Cooper was inducted into the LABC Hall of Fame in May.
- Soccer registered double-digit wins, posting a 13-5-3 overall record, and qualified for the C-USA Tournament for a fifth straight year (one of only three programs to do so).
- Volleyball hired former Florida All-American Amber McCray as the 10th coach in program history. McCray spent eight years at Panola College, leading the Fillies to 169 wins and two NJCAA tournament appearances (2017 & 2017) while earning conference Coach of the Year honors in 2014 and 2016 and Region XIV District H Coach of the Year honors in 2016 and Region XIV District I Coach of the Year honors in 2017.
- Football became one of only two programs in the nation (along with Wisconsin) to win five consecutive bowl games in five years dating back to the 2014 season following the Bulldogs' 31-14 victory over Hawaii in the 2018 SoFi Hawaii Bowl.
- Men's and women's cross country were honored by the U.S. Track & Field and Cross Country Coaches Association for their efforts in the classroom as both teams earned All-Academic accolades.
- Men's Basketball recorded a 20-win season for the sixth time in the last seven seasons, while posting a 15-1 at home, the best home court record by a C-USA team.
- Women's basketball guard Kierra Anthony set the LA Tech and C-USA single game record by scoring 50 points in a 100-88 win over Houston. She finished fourth nationally in scoring for the year.
- Women's tennis posted an 11-win season, including a seven-match winning streak, and senior Sonia Chen cracked the top 10 in career dual singles and doubles victories.
- Softball captured program's first C-USA regular season title, the C-USA Tournament title and advanced to the NCAA Regionals. Tech won 45 games, the second most in a single season in program history.
- Bowling recorded a mark of 64-41 and a top-25 national ranking throughout the entirety of the season. Tech finished the year ranked 22nd nationally. Kaitlyn Eder was recognized as a National Tenpin Coaches Association (NTCA) Third Team All-American as well as a First Team All-Conference selection for the Southland Bowling League.
- Baseball finished the 2019 regular season with the third best record in Conference USA and finished in top three for the second consecutive season. David Leal was selected in the 38th round of the MLB Draft by the Oakland A's.
- Track and field qualified a pair of entries into the 2019 NCAA East Preliminary Track and Field Championships in pole vaulter Cole Courtois and long jumper Denzel Harper, making it a total of 132 qualifying entries LA Tech has produced since the east and west preliminary championship format began in 2010. Courtois earned second team All-American honors by finishing 18th at the NCAA National Championships.
- Golf saw James Swash named the 2019 Conference USA Freshman of the Year (only the second Bulldog to earn Freshman of the Year honors while setting the program record for the lowest season scoring average by a freshman).

TEAM LEADERS

LOUISIANA TECH

INDIVIDUAL LEADERS

Rushing	Att.	Net	Avg.	TD	YPG
Justin Henderson	20	136	6.8	1	45.3
Jaquwis Dancy	20	105	5.3	2	35.0

Passing	C-A-I	Yards	TD	YPG
J'Mar Smith	70-102-1	818	5	272.6
Aaron Allen	5-5-0	57	0	57.0

Receiving	Rec.	Yards	Avg.	TD	YPG
Adrian Hardy	12	164	13.7	0	54.7
Cee Jay Powell	13	145	11.1	0	48.3

Defense	U-A-TT	TFL	INT	FF-FR
James Jackson	18-7-25.0	0.5-(2)	0-0	1-0 (0)
Collin Scott	12-10-22.0	1.5-(2)	0-0	0-0 (0)

FIU

INDIVIDUAL LEADERS

Rushing	Att.	Net	Avg.	TD	YPG
Kaylan Wiggins	29	212	7.3	2	106.0
Anthony Jones	42	146	3.4	1	47.7

Passing	C-A-I	Yards	TD	YPG
James Morgan	22-45-1	258	1	86.0
Kaylan Wiggins	14-24-0	168	0	84.0

Receiving	Rec.	Yards	Avg.	TD	YPG
Austin Maloney	5	94	18.8	0	31.3
Sterling Palmer	5	86	17.2	0	28.7

Defense	U-A-TT	TFL	INT	FF-FR
Sage Lewis	11-11-22.0	1.0-(1)	1	0-1 (0)
Jamal Gates	8-11-19.0	0.5-(1)	0	1-0 (0)

SERIES STATS

Series Record:	Tech leads 3-0
in Ruston:	Tech leads 1-0
in Miami:	Tech leads 2-0
Neutral Site:	No Meetings
in Postseason Play:	No Meetings
Most Tech Points:	44 (2016)
Most FIU Points:	24 (2016)
Most Combined Points:	68 (2016)
Biggest Tech Win:	20 (2016)
Biggest FIU Win:	N/A
Current Streak:	Tech W3

LA TECH QB RECORDS

CAREER PASSING YARDS

1.	12,994	Luke McCown	2000-03
2.	12,746	Tim Rattay	1997-99
3.	9,062	Jason Martin	1993-96
4.	7,364	J'Mar Smith	2016-Present
5.	7,042	Matt Dunigan	1979-82
6.	6,589	Terry Bradshaw	1966-69
7.	6,539	Ryan Higgins	2013-16
8.	6,417	Colby Cameron	2009-12
9.	6,059	Gene Johnson	1988-91
10.	5,036	Ross Jenkins	2006-10

CAREER PASSING TOUCHDOWNS

1.	115	Tim Rattay	1997-99
2.	88	Luke McCown	2000-03
3.	64	Jason Martin	1993-96
4.	48	Ryan Higgins	2013-16
5.	45	Colby Cameron	2009-12
6.	40	Matt Dunigan	1979-82
7.	39	Terry Bradshaw	1966-69
	39	Gene Johnson	1988-91
9.	38	J'Mar Smith	2016-Present
10.	36	Ross Jenkins	2006-10

NUMERICAL ROSTER

1	L'Jarius Sneed	S	6-1	193	Sr.	3L	Minden, La. (Minden HS)	45	Jacob Adams	FB	6-0	227	R-So.	SQ	West Monroe, La. (West Monroe HS)
2	Connor Taylor	LB	6-0	223	Sr.	1L	Kaysville, Utah (Snow College)	46	Ezekiel Barnett	S	6-2	213	R-Jr.	2L	Benton, La. (Benton HS)
3	Aaron Allen	QB	6-1	193	R-Fr.	RS	Missouri City, Texas (Ridge Point HS)	95	Noah Pitre	OL	6-6	258	R-Fr.	RS	Geismar, La. (Dutchtown HS)
3	Trey Baldwin	LB	6-2	236	R-Jr.	RS	Orange, Texas (Trinity Valley CC)	47	Eric Kendzior	DE	6-3	240	R-Jr.	2L	Deer Park, Texas (La Porte HS)
4	Darryl Lewis	S	5-11	210	R-Sr.	3L	New Orleans, La. (Lusher HS)	48	Alex Zayed	LB	5-11	222	R-Jr.	2L	Destrehan, La. (Destrehan HS)
5	Logan McFadden	QB	6-3	190	Fr.	HS	Rock Hill, S.C. (Rock Hill HS)	49	Isaiah Windmon	LB	6-1	198	R-Fr.	RS	Marrero, La. (John Ehret HS)
5	Michael Sam	CB	6-1	194	R-Sr.	1L	New Iberia, La. (Trinity Valley CC)	50	Chris Spence	DT	6-1	296	R-Jr.	SQ	Jonesboro, La. (Arkansas-Monticello)
6	Adrian Hardy	WR	6-2	200	R-Jr.	2L	Houston, Texas (Dekaney HS)	51	Antawn Lewis	OL	6-5	307	R-So.	TR	West Palm Beach, Fla. (Coahoma CC)
7	Jaiden Cole	S	6-0	197	R-So.	1L	Monroe, La. (Neville HS)	52	D.J. Jackson	DT	6-0	295	R-Fr.	RS	Dallas, Texas (West Mesquite HS)
8	Brandon Floyd	S	6-2	223	R-Jr.	RS	New Orleans, La. (Trinity Valley CC)	54	Allen Walker	LB	6-2	218	Fr.	HS	Alpharetta, Ga. (Milton HS)
8	J'Mar Smith	QB	6-1	218	R-Sr.	3L	Meridian, Miss. (Meridian HS)	55	Drew Kirkpatrick	OL	6-3	310	R-Sr.	1L	Uvalde, Texas (Blinn College)
9	Bailey Hale	K	5-11	196	R-Sr.	1L	Iowa Park, Texas (Eastern New Mexico)	56	Mykol Clark	DE	6-4	238	Fr.	HS	Fort Worth, Texas (Crowley HS)
10	Westin Elliott	QB	6-5	221	R-Jr.	1L	Shallowater, Texas (Blinn College)	58	Reeves Blankenship	DS	6-4	218	R-So.	1L	Springfield, La. (Springfield HS)
10	James Jackson	S	5-11	225	R-Sr.	3L	Haynesville, La. (Haynesville HS)	60	Brett Pope	OL	6-3	270	Fr.	HS	Leesville, La. (Leesville HS)
11	George Scott	WR	6-1	199	Jr.	2L	Natchez, Miss. (Adams County Christian HS)	61	Ethan Reed	OL	6-4	301	R-Sr.	3L	Orange, Texas (Little Cypress-Mauriceville HS)
13	Isaiah Graham	WR	6-0	188	R-Jr.	RS	Bastrop, La. (TCU/Bastrop HS)	62	Abraham Delfin	OL	6-1	303	R-So.	1L	Plaquemine, La. (Plaquemine HS)
14	Praise Okorie	WR	5-10	177	R-So.	RS	Houston, Texas (Langham Creek HS)	63	Stevie Ballard	OL	6-5	296	Fr.	HS	Terry, Miss. (Central Hinds Academy)
15	Malik Stanley	WR	6-3	212	R-Sr.	TR	Topeka, Kan. (South Alabama)	64	Joshua Mote	OL	6-3	287	R-So.	SQ	Oak Grove, La. (Oak Grove HS)
16	Zach Cousar	WR	6-4	226	R-Jr.	2L	Oxford, Miss. (Oxford HS)	65	Kody Russey	OL	6-1	290	R-Jr.	2L	Burleson, Texas (Burleson HS)
16	CJ Johnson	CB	6-0	160	Fr.	HS	Greenwood, Miss. (Greenwood HS)	66	Noah White	DS	6-3	200	Fr.	HS	Ruston, La. (Ruston HS)
17	Brodric Calhoun	CB	5-10	170	R-Fr.	RS	Dallas, Texas (John Horn HS)	67	Walker Hankinson	OL	6-6	257	Fr.	HS	San Antonio, Texas (Alamo Heights HS)
18	Zach Hannibal	CB	6-0	190	R-Jr.	2L	Monroe, La. (Ouachita HS)	68	Justin Throckmorton	OL	6-3	276	R-So.	SQ	Ruston, La. (Ruston HS)
18	Jakson Thomson	QB	6-3	201	Fr.	HS	Dallas, Texas (Lake Highlands HS)	72	Christian Henderson	OL	6-5	299	R-Fr.	RS	Greenwood, Miss. (Greenwood HS)
19	Smoke Harris	WR	5-6	175	R-Fr.	RS	St. Francisville, La. (West Feliciana HS)	73	Willie Allen	OL	6-6	343	R-Jr.	1L	River Ridge, La. (Tyler JC)
20	Kollin Hurt	S	6-3	198	R-So.	SQ	Gilmer, Texas (Gilmer HS)	74	Jonah Brewster	OL	6-7	295	Fr.	HS	Frisco, Texas (Prestonwood Christian Academy)
21	Amik Robertson	CB	5-9	183	Jr.	2L	Thibodaux, La. (Thibodaux HS)	76	Biron Rossell	OL	6-4	297	R-Fr.	RS	West Memphis, Ark. (West Memphis Christian HS)
22	Israel Tucker	RB	5-8	199	R-Jr.	2L	Metairie, La. (Archbishop Rummel HS)	77	Gewhite Stallworth	OL	6-8	320	R-Sr.	2L	Houston, Texas (Navarro JC)
23	Jaqwis Dancy	RB	5-11	193	R-Sr.	3L	Junction City, Ark. (Junction City HS)	78	Taylor Fondal	DT	6-1	317	R-Jr.	SQ	New Iberia, La. (Westgate HS)
24	Joshua Matthews	WR	6-2	194	R-So.	SQ	Baton Rouge, La. (Dunham HS)	79	Carter Habich	OL	6-5	280	So.	TR	Monroe, Wash. (Garden City CC)
25	Bee Jay Williamson	S	6-1	185	R-Fr.	RS	Dallas, Texas (John Horn HS)	80	Griffin Hebert	WR	6-3	217	R-So.	1L	Lafayette, La. (St. Thomas More HS)
26	Jacorion Andrews	S	6-0	202	R-So.	1L	Monroe, La. (Neville HS)	81	Cee Jay Powell	WR	5-7	173	R-Jr.	2L	Maringouin, La. (Livonia HS)
26	Jawaun Johnson	WR	5-11	190	Jr.	TR	Fullerton, Calif. (Fullerton College)	82	Doyle Adams Jr.	WR	5-10	185	Fr.	HS	Benton, La. (Benton HS)
27	Elijah Hines	RB	5-8	186	Fr.	HS	Port Arthur, Texas (Memorial HS)	83	Jake Norris	WR	5-9	164	R-Jr.	2L	West Monroe, La. (West Monroe HS)
29	Brady Farlow	P/K	5-11	186	R-Jr.	RS	Hattiesburg, Miss. (Jones County JC)	84	Javonte Woodard	WR	6-0	198	R-Sr.	3L	Haughton, La. (Haughton HS)
29	DeAndre Marcus	RB	6-1	201	R-Fr.	RS	Ruston, La. (Ruston HS)	85	Willie Baker	DE	6-3	246	R-Jr.	2L	New Roads, La. (Livonia HS)
30	Aaron Roberson	CB	5-9	200	R-Sr.	3L	Shreveport, La. (Huntington HS)	85	Joseph Walker	WR	6-0	171	Fr.	HS	New Orleans, La. (St. Augustine HS)
31	Christian Archangel	S	6-0	180	Fr.	HS	Lafayette, La. (Comeaux HS)	86	Wayne Toussant	WR	5-9	159	R-Fr.	RS	Maringouin, La. (Plaquemine HS)
32	Ishmael Landers	RB	5-11	200	Fr.	HS	New Orleans, La. (St. Augustine HS)	87	Carson Rieder	WR	6-2	225	Fr.	HS	Destrehan, La. (Destrehan HS)
32	Trey Spencer	CB	5-11	180	R-Sr.	2L	Orange, Texas (West Orange-Stark HS)	88	Kyle Maxwell	WR	6-3	184	Fr.	HS	Amite City, La. (Amite HS)
33	Justin Henderson	RB	5-10	218	R-Jr.	1L	Lake Wales, Fla. (Coffeyville CC)	89	Tahj Magee	WR	5-11	188	R-Fr.	RS	Franklinton, La. (Franklinton HS)
34	Reggie Cleveland	LB	6-0	224	R-Jr.	SQ	Baton Rouge, La. (Scotlandville HS)	90	Courtney Wallace	DT	6-2	305	R-Sr.	3L	Monroe, La. (Neville HS)
35	Collin Scott	LB	6-0	231	R-Sr.	3L	Houston, Texas (Manvel HS)	91	Steven Shaw	DE	6-5	258	R-Fr.	RS	Houston, Texas (Manvel HS)
36	Khiry Morrison	S	6-0	207	Fr.	HS	St. Francisville, La. (West Feliciana HS)	92	La'Dante Davenport	DT	6-3	287	R-Sr.	3L	Shreveport, La. (Northwood HS)
37	Ephraim Kitchen	CB	5-10	176	R-Sr.	3L	Batesville, Miss. (South Panola HS)	93	Deshon Hall	DE	6-3	237	Fr.	HS	Gonzales, La. (East Ascension HS)
38	Charvis Thornton	CB	5-10	178	Fr.	HS	Baton Rouge, La. (Southern Lab HS)	94	Kevin Murphy	DL	6-2	305	R-Sr.	TR	West Chester, Pa. (UConn)
39	Randy Hogan	LB	6-1	227	R-Sr.	1L	Pascagoula, Miss. (Pearl River CC)	95	Noah Pitre	OL	6-6	258	R-Fr.	RS	Geismar, La. (Dutchtown HS)
40	Kyle Conrad	DS	6-2	203	R-Jr.	SQ	Richmond, Texas (Notre Dame)	95	Calvin Rhines	DL	6-0	257	Fr.	HS	Gonzales, La. (East Ascension HS)
41	Bobby Holly	FB	6-1	252	R-Sr.	3L	Farmerville, La. (Union Parish HS)	96	Ka'Derrion Mason	DT	6-4	297	Sr.	3L	McComb, Miss. (McComb HS)
42	Maki Carabin	LB	6-1	223	Fr.	HS	San Antonio, Texas (Alamo Heights HS)	97	Milton Williams	DE	6-4	271	R-So.	1L	Crowley, Texas (Crowley HS)
43	Tristan Allen	DE	6-4	240	R-So.	1L	Atlanta, Texas (Atlanta HS)	98	Jacob Barnes	K	5-9	170	Fr.	HS	Baton Rouge, La. (Woodlawn HS)
44	Keivie Rose	DT	6-3	291	Fr.	HS	Henderson, Texas (Henderson HS)	99	Malik Wells	DL	6-3	278	Jr.	TR	Naperville, Ill. (College of DuPage)

COACHING STAFF

Skip Holtz - Head Coach
 Joe Sloan - Assistant Head Coach/Co-Offensive Coordinator
 Bob Diaco - Defensive Coordinator/Safeties
 Todd Fitch - Offensive Coordinator/Quarterbacks
 Jeff Burris - Cornerbacks
 Brian Gamble - Linebackers
 Robert McFarland - Offensive Line
 Rick Petri - Defensive Line
 Kenny Guiton - Outside Receivers
 Brock Hays - Running Backs
 Dennis Smith - Special Teams Coordinator
 Kurt Hester - Head Strength & Conditioning Coach
 Krista Patrick - Director of External Football Operations
 Paul Smith - Director of Internal Football Operations
 Ed Jackson - Assistant AD/Character Education Coordinator
 Caden Thomson - Graduate Assistant
 Ross Hornor - Graduate Assistant
 Sean Marinar - Graduate Assistant
 Mac Goode - Graduate Assistant

PRONUNCIATION GUIDE

Jacorion Andrews juh-CORE-ee-an
 Christian Archangel ARK-angel
 Stevie Ballard (rhymes with mallard, like the duck)
 Ezekiel Barnett eh-ZEEK-ee-uhl
 Maki Carabin MACK-ee CARE-uh-bin
 Mykol Clark Michael
 Zach Cousar COW-zir
 Jaqwis Dancy jah-queese
 Abraham Delfin DEL-fin
 Brady Farlow FAR-low
 Taylor Fondal fon-DOLL
 Carter Habich ha-BICK
 Griffin Hebert AYE-bair
 Eric Kendzior ken-zer
 Ephraim Kitchen eh-FROM
 Tahj Magee tah-JH
 Ka'Derrion Mason kuh-DAIR-ee-uhn
 Khiry Morrison KY-ree

Praise Okorie oh-CORE-EE
 Noah Pitre PEE-tree
 Carson Reider RIDE-er
 Aaron Roberson rah-ber-son
 Amik Robertson UH-meek
 Keivie Rose kee-vee
 Biron Rossell bi-ron rAA-suhl
 J'Mar Smith JAY-mar
 L'Jarius Sneed luh-JAIR-EE-us
 Gewhite Stallworth juh-WHITE
 Malik Stanley muh-leek
 Wayne Toussant TOO-sahnn
 Israel Tucker IHZ-rih-uhl
 Malik Wells muh-leek
 Javonte Woodard juh-von-TAY
 Alex Zayed ZI-eed

ALPHABETICAL ROSTER

82	Doyle Adams Jr.	WR	5-10	185	Fr.	HS	Benton, La. (Benton HS)
45	Jacob Adams	FB	6-0	227	R-So.	SQ	West Monroe, La. (West Monroe HS)
3	Aaron Allen	QB	6-1	193	R-Fr.	RS	Missouri City, Texas (Ridge Point HS)
43	Tristan Allen	DE	6-4	240	R-So.	1L	Atlanta, Texas (Atlanta HS)
73	Willie Allen	OL	6-6	343	R-Jr.	1L	River Ridge, La. (Tyler JC)
26	Jacorion Andrews	S	6-0	202	R-So.	1L	Monroe, La. (Neville HS)
31	Christian Archangel	S	6-0	180	Fr.	HS	Lafayette, La. (Comeaux HS)
85	Willie Baker	DE	6-3	246	R-Jr.	2L	New Roads, La. (Livonia HS)
3	Trey Baldwin	LB	6-2	236	R-Jr.	RS	Orange, Texas (Trinity Valley CC)
63	Stevie Ballard	OL	6-5	296	Fr.	HS	Terry, Miss. (Central Hinds Academy)
98	Jacob Barnes	K	5-9	170	Fr.	HS	Baton Rouge, La. (Woodlawn HS)
46	Ezekiel Barnett	S	6-2	213	R-Jr.	2L	Benton, La. (Benton HS)
58	Reeves Blankenship	DS	6-4	218	R-So.	1L	Springfield, La. (Springfield HS)
74	Jonah Brewster	OL	6-7	295	Fr.	HS	Frisco, Texas (Prestonwood Christian Academy)
17	Brodrick Calhoun	CB	5-10	170	R-Fr.	RS	Dallas, Texas (John Horn HS)
42	Maki Carabin	LB	6-1	223	Fr.	HS	San Antonio, Texas (Alamo Heights HS)
69	Drake Carroll	OL	6-2	288	R-Fr.	RS	Alexandria, La. (Holy Savior Menard HS)
56	Mykol Clark	DE	6-4	238	Fr.	HS	Fort Worth, Texas (Crowley HS)
34	Reggie Cleveland	LB	6-0	224	R-Jr.	SQ	Baton Rouge, La. (Scotlandville HS)
7	Jaiden Cole	S	6-0	197	R-So.	1L	Monroe, La. (Neville HS)
40	Kyle Conrad	DS	6-2	203	R-Jr.	SQ	Richmond, Texas (Notre Dame)
16	Zach Cousar	WR	6-4	226	R-Jr.	2L	Oxford, Miss. (Oxford HS)
23	Jaqwis Dancy	RB	5-11	193	R-Sr.	3L	Junction City, Ark. (Junction City HS)
92	La'Dante Davenport	DT	6-3	287	R-Sr.	3L	Shreveport, La. (Northwood HS)
62	Abraham Delfin	OL	6-1	303	R-So.	1L	Plaquemine, La. (Plaquemine HS)
10	Westin Elliott	QB	6-5	221	R-Jr.	1L	Shallowater, Texas (Blinn College)
29	Brady Farlow	P/K	5-11	186	R-Jr.	RS	Hattiesburg, Miss. (Jones County JC)
8	Brandon Floyd	S	6-2	223	R-Jr.	RS	New Orleans, La. (Trinity Valley CC)
78	Taylor Fondal	DT	6-1	317	R-Jr.	SQ	New Iberia, La. (Westgate HS)
13	Isaiah Graham	WR	6-0	188	R-Jr.	RS	Bastrop, La. (TCU/Bastrop HS)
79	Carter Habich	OL	6-5	280	So.	TR	Monroe, Wash. (Garden City CC)
9	Bailey Hale	K	5-11	196	R-Sr.	1L	Iowa Park, Texas (Eastern New Mexico)
93	Deshon Hall	DE	6-3	237	Fr.	HS	Gonzales, La. (East Ascension HS)
67	Walker Hankinson	OL	6-6	257	Fr.	HS	San Antonio, Texas (Alamo Heights HS)
18	Zach Hannibal	CB	6-0	190	R-Jr.	2L	Monroe, La. (Ouachita HS)
6	Adrian Hardy	WR	6-2	200	R-Jr.	2L	Houston, Texas (Dekaney HS)
19	Smoke Harris	WR	5-6	175	R-Fr.	RS	St. Francisville, La. (West Feliciana HS)
80	Griffin Hebert	WR	6-3	217	R-So.	1L	Lafayette, La. (St. Thomas More HS)
72	Christian Henderson	OL	6-5	299	R-Fr.	RS	Greenwood, Miss. (Greenwood HS)
33	Justin Henderson	RB	5-10	218	R-Jr.	1L	Lake Wales, Fla. (Coffeyville CC)
27	Elijah Hines	RB	5-8	186	Fr.	HS	Port Arthur, Texas (Memorial HS)
39	Randy Hogan	LB	6-1	227	R-Sr.	1L	Pascagoula, Miss. (Pearl River CC)
41	Bobby Holly	FB	6-1	252	R-Sr.	3L	Farmerville, La. (Union Parish HS)
20	Kollin Hurt	S	6-3	198	R-So.	SQ	Gilmer, Texas (Gilmer HS)
52	D.J. Jackson	DT	6-0	295	R-Fr.	RS	Dallas, Texas (West Mesquite HS)
10	James Jackson	S	5-11	225	R-Sr.	3L	Haynesville, La. (Haynesville HS)
16	CJ Johnson	CB	6-0	160	Fr.	HS	Greenwood, Miss. (Greenwood HS)
26	Jawaun Johnson	WR	5-11	190	Jr.	TR	Fullerton, Calif. (Fullerton College)
47	Eric Kendzior	DE	6-3	240	R-Jr.	2L	Deer Park, Texas (La Porte HS)
55	Drew Kirkpatrick	OL	6-3	310	R-Sr.	1L	Uvalde, Texas (Blinn College)
37	Ephraim Kitchen	CB	5-10	176	R-Sr.	3L	Batesville, Miss. (South Panola HS)

32	Ishmael Landers	RB	5-11	200	Fr.	HS	New Orleans, La. (St. Augustine HS)
51	Antawn Lewis	OL	6-5	307	R-So.	TR	West Palm Beach, Fla. (Coahoma CC)
4	Darryl Lewis	S	5-11	210	R-Sr.	3L	New Orleans, La. (Lusher HS)
89	Tahj Magee	WR	5-11	188	R-Fr.	RS	Franklinton, La. (Franklinton HS)
28	DeAndre Marcus	RB	6-1	201	R-Fr.	RS	Ruston, La. (Ruston HS)
96	Ka'Derrion Mason	DT	6-4	297	Sr.	3L	McComb, Miss. (McComb HS)
24	Joshua Matthews	WR	6-2	194	R-So.	SQ	Baton Rouge, La. (Dunham HS)
88	Kyle Maxwell	WR	6-3	184	Fr.	HS	Amite City, La. (Amite HS)
5	Logan McFadden	QB	6-3	190	Fr.	HS	Rock Hill, S.C. (Rock Hill HS)
36	Khiry Morrison	S	6-0	207	Fr.	HS	St. Francisville, La. (West Feliciana HS)
64	Joshua Mote	OL	6-3	287	R-So.	SQ	Oak Grove, La. (Oak Grove HS)
94	Kevin Murphy	DL	6-2	305	R-Sr.	TR	West Chester, Pa. (UConn)
83	Jake Norris	WR	5-9	164	R-Jr.	2L	West Monroe, La. (West Monroe HS)
14	Praise Okorie	WR	5-10	177	R-So.	RS	Houston, Texas (Langham Creek HS)
59	Noah Pitre	OL	6-6	258	R-Fr.	RS	Geismar, La. (Dutchtown HS)
60	Brett Pope	OL	6-3	270	Fr.	HS	Leesville, La. (Leesville HS)
81	Cee Jay Powell	WR	5-7	173	R-Jr.	2L	Maringouin, La. (Livonia HS)
61	Ethan Reed	OL	6-4	301	R-Sr.	3L	Orange, Texas (Little Cypress-Mauriceville HS)
95	Calvin Rhines	DL	6-0	257	Fr.	HS	Gonzales, La. (East Ascension HS)
87	Carson Rieder	WR	6-2	225	Fr.	HS	Destrehan, La. (Destrehan HS)
30	Aaron Roberson	CB	5-9	200	R-Sr.	3L	Shreveport, La. (Huntington HS)
21	Amik Robertson	CB	5-9	183	Jr.	2L	Thibodaux, La. (Thibodaux HS)
44	Keivie Rose	DT	6-3	291	Fr.	HS	Henderson, Texas (Henderson HS)
76	Biron Rossell	OL	6-4	297	R-Fr.	RS	West Memphis, Ark. (West Memphis Christian HS)
65	Kody Russey	OL	6-1	290	R-Jr.	2L	Burleson, Texas (Burleson HS)
5	Michael Sam	CB	6-1	194	R-Sr.	1L	New Iberia, La. (Trinity Valley CC)
35	Collin Scott	LB	6-0	231	R-Sr.	3L	Houston, Texas (Manvel HS)
11	George Scott	WR	6-1	199	Jr.	2L	Natchez, Miss. (Adams County Christian HS)
91	Steven Shaw	DE	6-5	258	R-Fr.	RS	Houston, Texas (Manvel HS)
8	J'Mar Smith	QB	6-1	218	R-Sr.	3L	Meridian, Miss. (Meridian HS)
1	L'Jarius Sneed	S	6-1	193	Sr.	3L	Minden, La. (Minden HS)
50	Chris Spence	DT	6-1	296	R-Jr.	SQ	Jonesboro, La. (Arkansas-Monticello)
32	Trey Spencer	CB	5-11	180	R-Sr.	2L	Orange, Texas (West Orange-Stark HS)
77	Gewhite Stallworth	OL	6-8	320	R-Sr.	2L	Houston, Texas (Navarro JC)
15	Malik Stanley	WR	6-3	212	R-Sr.	TR	Topeka, Kan. (South Alabama)
2	Connor Taylor	LB	6-0	223	Sr.	1L	Kaysville, Utah (Snow College)
18	Jakson Thomson	QB	6-3	201	Fr.	HS	Dallas, Texas (Lake Highlands HS)
38	Charvis Thornton	CB	5-10	178	Fr.	HS	Baton Rouge, La. (Southern Lab HS)
68	Justin Throckmorton	OL	6-3	276	R-So.	SQ	Ruston, La. (Ruston HS)
86	Wayne Toussant	WR	5-9	159	R-Fr.	RS	Maringouin, La. (Plaquemine HS)
22	Israel Tucker	RB	5-8	199	R-Jr.	2L	Metairie, La. (Archbishop Rummel HS)
54	Allen Walker	LB	6-2	218	Fr.	HS	Alpharetta, Ga. (Milton HS)
85	Joseph Walker	WR	6-0	171	Fr.	HS	New Orleans, La. (St. Augustine HS)
90	Courtney Wallace	DT	6-2	305	R-Sr.	3L	Monroe, La. (Neville HS)
99	Malik Wells	DL	6-3	278	Jr.	TR	Naperville, Ill. (College of DuPage)
66	Noah White	DS	6-3	200	Fr.	HS	Ruston, La. (Ruston HS)
97	Milton Williams	DE	6-4	271	R-So.	1L	Crowley, Texas (Crowley HS)
25	Bee Jay Williamson	S	6-1	185	R-Fr.	RS	Dallas, Texas (John Horn HS)
49	Isaiah Windmon	LB	6-1	198	R-Fr.	RS	Marrero, La. (John Ehret HS)
84	Alex Woodard	WR	6-0	198	R-Sr.	3L	Haughton, La. (Haughton HS)
48	Alex Zayed	LB	5-11	222	R-Jr.	2L	Destrehan, La. (Destrehan HS)

COACHING STAFF

Skip Holtz - Head Coach
 Joe Sloan - Assistant Head Coach/Co-Offensive Coordinator
 Bob Diaco - Defensive Coordinator/Safeties
 Todd Fitch - Offensive Coordinator/Quarterbacks
 Jeff Burriss - Cornerbacks
 Brian Gamble - Linebackers
 Robert McFarland - Offensive Line
 Rick Petri - Defensive Line
 Kenny Guiton - Outside Receivers
 Brock Hays - Running Backs
 Dennis Smith - Special Teams Coordinator
 Kurt Hester - Head Strength & Conditioning Coach
 Krista Patrick - Director of External Football Operations
 Paul Smith - Director of Internal Football Operations
 Ed Jackson - Assistant AD/Character Education Coordinator
 Caden Thomson - Graduate Assistant
 Ross Hornor - Graduate Assistant
 Sean Marinar - Graduate Assistant
 Mac Goode - Graduate Assistant

PRONUNCIATION GUIDE

Jacorion Andrews juh-CORE-ee-an
 Christian Archangel ARK-angel
 Stevie Ballard (rhymes with mallard, like the duck)
 Ezekiel Barnett eh-ZEEK-ee-uhl
 Maki Carabin MACK-ee CARE-uh-bin
 Mykol Clark Michael
 Zach Cousar COW-zir
 Jaqwis Dancy jah-queese
 Abraham Delfin DEL-fin
 Brady Farlow FAR-low
 Taylor Fondal fon-DOLL
 Carter Habich ha-BICK
 Griffin Hebert AYE-bair
 Eric Kendzior ken-zer
 Ephraim Kitchen eh-FROM
 Tahj Magee tah-JH
 Ka'Derrion Mason kuh-DAIR-ee-uhn
 Khiry Morrison KY-ree

Praise Okorie oh-CORE-EE
 Noah Pitre PEE-tree
 Carson Reider RIDE-er
 Aaron Roberson rah-ber-son
 Amik Robertson UH-meek
 Keivie Rose kee-vee
 Biron Rossell bi-ron rAA-suhl
 J'Mar Smith JAY-mar
 L'Jarius Sneed luh-JAIR-EE-us
 Gewhite Stallworth juh-WHITE
 Malik Stanley muh-leek
 Wayne Toussant TOO-sahn
 Israel Tucker IHZ-rih-uhl
 Malik Wells muh-leek
 Javonte Woodard juh-von-TAY
 Alex Zayed ZI-eed

DEPTH CHART

GAME: 4 (FIU)

OFFENSE













LT	73	Willie Allen	6-6	343	R-Jr.	1L	River Ridge, La.	(Tyler JC)
	76	Biron Rossell	6-4	297	R-Fr.	RS	West Memphis, Ark.	(West Memphis Christian HS)
	95	Noah Pitre	6-6	258	R-Fr.	RS	Geismar, La.	(Dutchtown HS)
LG	55	Drew Kirkpatrick	6-3	310	R-Sr.	1L	Uvalde, Texas	(Blinn College)
	64	Joshua Mote	6-3	287	R-So.	SQ	Oak Grove, La.	(Oak Grove HS)
C	65	Kody Russey	6-1	290	R-Jr.	2L	Burleson, Texas	(Burleson HS)
	62	Abraham Delfin	6-1	303	R-So.	1L	Plaquemine, La.	(Plaquemine HS)
RG	61	Ethan Reed	6-4	301	R-Sr.	3L	Orange, Texas	(Little Cypress-Mauriceville HS)
	72	Christian Henderson	6-5	299	R-Fr.	RS	Greenwood, Miss.	(Greenwood HS)
RT	77	Gewwhite Stallworth	6-8	320	R-Sr.	2L	Houston, Texas	(Navarro JC)
	51	Antawn Lewis	6-5	307	R-So.	TR	West Palm Beach, Fla.	(Coahoma CC)
RB	33	Justin Henderson	5-10	218	R-Jr.	1L	Lake Wales, Fla.	(Coffeyville CC)
	23	Jaqwis Dancy	5-11	193	R-Sr.	3L	Junction City, Ark.	(Junction City HS)
	29	DeAndre Marcus	6-1	201	R-Fr.	RS	Ruston, La.	(Ruston HS)
X	6	Adrian Hardy	6-2	200	R-Jr.	2L	Houston, Texas	(Dekaney HS)
	84	Javonte Woodard	6-0	198	R-Sr.	3L	Haughton, La.	(Haughton HS)
H	80	Griffin Hebert	6-3	217	R-So.	RS	Lafayette, La.	(St. Thomas More HS)
	81	Cee Jay Powell	5-7	173	R-Jr.	2L	Maringouin, La.	(Livonia HS)
	19	Smoke Harris	5-6	175	R-Fr.	RS	St. Francisville, La.	(West Feliciana HS)
A	41	Bobby Holly	6-1	252	R-Sr.	3L	Farmerville, La.	(Union Parish HS)
	15	Malik Stanley	6-3	212	R-Sr.	TR	Topeka, Kan.	(South Alabama)
Z	13	Isaiah Graham	6-0	188	R-Jr.	RS	Bastrop, La.	(TCU)
	86	Wayne Toussant	5-9	159	R-Fr.	RS	Maringouin, La.	(Plaquemine HS)
	14	Praise Okorie	5-10	177	R-So.	RS	Houston, Texas	(Langham Creek HS)
QB	8	J'Mar Smith	6-1	218	R-Sr.	3L	Meridian, Miss.	(Meridian HS)
	10	Westin Elliott	6-5	221	R-Jr.	1L	Shallowater, Texas	(Blinn College)
	3	Aaron Allen	6-1	193	R-Fr.	RS	Missouri City, Texas	(Ridge Point HS)













DEFENSE

DE	96	Ka'Derrion Mason	6-4	297	Sr.	3L	McComb, Miss.	(McComb HS)
	92	La'Dante Davenport	6-3	287	R-Sr.	3L	Shreveport, La.	(Northwood HS)
DT	90	Courtney Wallace	6-2	305	R-Sr.	3L	Monroe, La.	(Neville HS)
	52	D.J. Jackson	6-0	295	R-Fr.	RS	Dallas, Texas	(West Mesquite HS)
DE	97	Milton Williams	6-4	271	R-So.	1L	Crowley, Texas	(Crowley HS)
	91	Steven Shaw	6-5	258	R-Fr.	RS	Houston, Texas	(Manvel HS)
OLB	85	Willie Baker	6-3	246	R-Jr.	2L	New Roads, La.	(Livonia HS)
	43	Tristan Allen	6-4	240	R-So.	1L	Atlanta, Texas	(Atlanta HS)
OLB	10	James Jackson	5-11	225	R-Sr.	3L	Haynesville, La.	(Haynesville HS)
	46	Ezekiel Barnett	6-2	213	R-Jr.	2L	Benton, La.	(Benton HS)
ILB	2	Connor Taylor	6-0	223	Sr.	1L	Kaysville, Utah	(Snow College)
	3	Trey Baldwin	6-2	236	R-Jr.	RS	Orange, Texas	(Trinity Valley CC)
	39	Randy Hogan	6-1	227	R-Sr.	1L	Pascagoula, Miss.	(Pearl River CC)
ILB	35	Collin Scott	6-0	231	R-Sr.	3L	Houston, Texas	(Manvel HS)
	48	Alex Zayed	5-11	222	R-Jr.	2L	Destrehan, La.	(Destrehan HS)
S	25	Bee Jay Williamson	6-1	185	R-Fr.	RS	Dallas, Texas	(John Horn HS)
	4	Darryl Lewis	5-11	210	R-Sr.	3L	New Orleans, La.	(Lusher HS)
S	1	L'Jarius Sneed	6-1	193	Sr.	3L	Minden, La.	(Minden HS)
	7	Jaiden Cole	6-0	197	R-So.	1L	Monroe, La.	(Neville HS)
CB	21	Amik Robertson	5-9	183	Jr.	2L	Thibodaux, La.	(Thibodaux HS)
	18	Zach Hannibal	6-0	190	R-Jr.	2L	Monroe, La.	(Ouachita Parish HS)
CB	5	Michael Sam	6-1	194	R-Sr.	1L	New Iberia, La.	(Trinity Valley CC)
	30	Aaron Roberson	5-9	200	R-Sr.	3L	Shreveport, La.	(Huntington HS)

SPECIAL TEAMS

K	9	Bailey Hale	5-11	196	R-Sr.	1L	Iowa Park, Texas	(Eastern New Mexico)
	29	Brady Farlow	5-11	186	R-Jr.	RS	Hattiesburg, Miss.	(Jones County JC)
P	29	Brady Farlow	5-11	186	R-Jr.	RS	Hattiesburg, Miss.	(Jones County JC)
	98	Jacob Barnes	5-9	170	Fr.	HS	Baton Rouge, La.	(Woodlawn HS)
DS	49	Reeves Blankenship	6-4	218	R-So.	1L	Springfield, La.	(Springfield HS)
	66	Noah White	6-3	200	Fr.	HS	Ruston, La.	(Ruston HS)
H	29	Brady Farlow	5-11	186	R-Jr.	RS	Hattiesburg, Miss.	(Jones County JC)
	66	Noah White	6-3	200	Fr.	HS	Ruston, La.	(Ruston HS)
PR	81	Cee Jay Powell	5-7	173	R-Jr.	2L	Maringouin, La.	(Livonia HS)
	5	Michael Sam	6-1	194	R-Sr.	1L	New Iberia, La.	(Trinity Valley CC)
KR	19	Smoke Harris	5-6	175	R-Fr.	RS	St. Francisville, La.	(West Feliciana HS)
	33	Justin Henderson	5-10	218	R-Jr.	1L	Lake Wales, Fla.	(Coffeyville CC)

<p>8 QB</p>		<p>J'MAR SMITH 6-1 218 R-Sr. Meridian, Miss.</p> <table border="1"> <thead> <tr> <th>COMP</th> <th>ATT</th> <th>YDS</th> <th>TD/INT</th> </tr> </thead> <tbody> <tr> <td>70</td> <td>102</td> <td>818</td> <td>5/1</td> </tr> </tbody> </table>	COMP	ATT	YDS	TD/INT	70	102	818	5/1	<p>NOTES: 4th in Tech history with 7,364 career passing yards ... Made 29 consecutive starts at QB (third most in the nation) ... 38 career passing TDs are tied for ninth-most in school history ... Threw for 331 yards on the road at No. 10 Texas (his most passing yards vs. an FBS opponent) ... Named C-USA Honorable Mention and All-Louisiana in 2018 ... Frisco Bowl Offensive MVP (2017).</p>
COMP	ATT	YDS	TD/INT								
70	102	818	5/1								
<p>33 RB</p>		<p>JUSTIN HENDERSON 5-10 218 R-Jr. Lake Wells, Fla.</p> <table border="1"> <thead> <tr> <th>ATT</th> <th>YDS</th> <th>AVG</th> <th>TD</th> </tr> </thead> <tbody> <tr> <td>20</td> <td>136</td> <td>6.8</td> <td>1</td> </tr> </tbody> </table>	ATT	YDS	AVG	TD	20	136	6.8	1	<p>NOTES: Rushed for a career-high 95 yards vs. Bowling Green on Sept. 14, 2019 ... Saw action in 10 games in his first season with the Bulldogs ... Rushed 28 times for 113 yards, while he caught one pass for 14 yards ... Made his first appearance as a Bulldog in LA Tech's win over Southern (9/8), while rushing for 55 yards on nine carries.</p>
ATT	YDS	AVG	TD								
20	136	6.8	1								
<p>6 WR</p>		<p>ADRIAN HARDY 6-2 200 R-Jr. Houston, Texas</p> <table border="1"> <thead> <tr> <th>REC</th> <th>YDS</th> <th>AVG</th> <th>TD</th> </tr> </thead> <tbody> <tr> <td>12</td> <td>164</td> <td>13.7</td> <td>0</td> </tr> </tbody> </table>	REC	YDS	AVG	TD	12	164	13.7	0	<p>NOTES: Led the conference and ranked 20th nationally in receiving yards with 1,145 ... Averaged 88.1 receiving yards per game (2nd-most in C-USA, 22nd nationally) ... Named Second Team All-Conference USA in 2018 ... Posted five 100+ yard outings, including a career best 10 catches for 181 yards and two touchdowns on the road vs. No. 6 LSU.</p>
REC	YDS	AVG	TD								
12	164	13.7	0								
<p>13 WR</p>		<p>ISAIAH GRAHAM 6-0 188 R-Jr. Bastrop, La.</p> <table border="1"> <thead> <tr> <th>REC</th> <th>YDS</th> <th>AVG</th> <th>TD</th> </tr> </thead> <tbody> <tr> <td>3</td> <td>88</td> <td>17.6</td> <td>1</td> </tr> </tbody> </table>	REC	YDS	AVG	TD	3	88	17.6	1	<p>NOTES: Sat out the 2018 season due to NCAA transfer rules after joining Louisiana Tech from TCU ... Played in 19 games over two seasons with the Horned Frogs, making eight receptions for 84 yards ... Graduated from Bastrop High School in 2016 ... Rated a 4-star wide receiver by 247Sports.com ... Ranked as the No. 3 WR in Louisiana and No. 14 overall player in the state out of HS.</p>
REC	YDS	AVG	TD								
3	88	17.6	1								
<p>15 WR</p>		<p>MALIK STANLEY 6-2 200 R-Jr. Houston, Texas</p> <table border="1"> <thead> <tr> <th>REC</th> <th>YDS</th> <th>AVG</th> <th>TD</th> </tr> </thead> <tbody> <tr> <td>7</td> <td>115</td> <td>16.4</td> <td>1</td> </tr> </tbody> </table>	REC	YDS	AVG	TD	7	115	16.4	1	<p>NOTES: One of two Bulldogs named to the 2019 Senior Bowl Watch List ... Graduate transfer after spending the past two seasons at South Alabama ... Made eight receptions for 110 yards in four games last season for the Jaguars ... Caught 27 passes for 324 yards and three touchdowns in 2017 ... Went to South Alabama after spending two seasons at Coffeyville Community College.</p>
REC	YDS	AVG	TD								
7	115	16.4	1								
<p>80 WR</p>		<p>GRIFFIN HEBERT 6-3 217 R-So. Lafayette, La.</p> <table border="1"> <thead> <tr> <th>REC</th> <th>YDS</th> <th>AVG</th> <th>TD</th> </tr> </thead> <tbody> <tr> <td>10</td> <td>140</td> <td>14.0</td> <td>2</td> </tr> </tbody> </table>	REC	YDS	AVG	TD	10	140	14.0	2	<p>NOTES: Made his first career catch and touchdown at No. 10 Texas in Week 1 ... Added another TD reception in Week 2 vs. Grambling ... Saw action in 12 games in 2018, mostly on special teams ... Did not record any offensive stats ... Redshirted as a true freshman ... Graduated from St. Thomas More High School in 2017 ... Named All-District as both a junior and senior.</p>
REC	YDS	AVG	TD								
10	140	14.0	2								
<p>73 LT</p>		<p>WILLIE ALLEN 6-6 343 R-Jr. River Ridge, La.</p> <table border="1"> <thead> <tr> <th>GS</th> <th>RUSH/G</th> <th>PASS/G</th> <th>PPG</th> </tr> </thead> <tbody> <tr> <td>3</td> <td>124.0</td> <td>294.7</td> <td>23.0</td> </tr> </tbody> </table>	GS	RUSH/G	PASS/G	PPG	3	124.0	294.7	23.0	<p>NOTES: Saw action in 12 games in 2018, while making two starts on the offensive line ... Transferred to Louisiana Tech from Tyler JC where he played in five games on the offensive line in 2017 ... Redshirted his freshman season at LSU ... Rated as a four-star recruit out of high school by ESPN, Scout and 247Sports.com ... Touted as the No. 2 offensive tackle in the state.</p>
GS	RUSH/G	PASS/G	PPG								
3	124.0	294.7	23.0								
<p>55 LG</p>		<p>DREW KIRKPATRICK 6-3 310 R-Sr. Uvalde, Texas</p> <table border="1"> <thead> <tr> <th>GS</th> <th>RUSH/G</th> <th>PASS/G</th> <th>PPG</th> </tr> </thead> <tbody> <tr> <td>3</td> <td>124.0</td> <td>294.7</td> <td>23.0</td> </tr> </tbody> </table>	GS	RUSH/G	PASS/G	PPG	3	124.0	294.7	23.0	<p>NOTES: Saw action in 11 games in 2018, while making five starts on the year ... Made his first appearance with LA Tech at No. 6 LSU, while his first career start came at UAB (10/6) ... Redshirted as a junior after signing out of Blinn College ... Named second team all-conference in 2016 by the Southwest Junior College Football Conference.</p>
GS	RUSH/G	PASS/G	PPG								
3	124.0	294.7	23.0								
<p>65 C</p>		<p>KODY RUSSEY 6-1 290 R-Jr. Burseson, Texas</p> <table border="1"> <thead> <tr> <th>GS</th> <th>RUSH/G</th> <th>PASS/G</th> <th>PPG</th> </tr> </thead> <tbody> <tr> <td>3</td> <td>124.0</td> <td>294.7</td> <td>23.0</td> </tr> </tbody> </table>	GS	RUSH/G	PASS/G	PPG	3	124.0	294.7	23.0	<p>NOTES: All-Conference USA Honorable Mention (2018) ... All-Louisiana Honorable Mention (2018) ... Conference USA All-Freshman Team (2017) ... Started all 13 games in 2018 as Tech's starting center ... Named one of four team captains for the 2019 season ... Saw action in all 13 games for the Bulldogs in 2017, while making 10 starts.</p>
GS	RUSH/G	PASS/G	PPG								
3	124.0	294.7	23.0								
<p>61 RG</p>		<p>ETHAN REED 6-4 301 R-Sr. Orange, Texas</p> <table border="1"> <thead> <tr> <th>GS</th> <th>RUSH/G</th> <th>PASS/G</th> <th>PPG</th> </tr> </thead> <tbody> <tr> <td>3</td> <td>124.0</td> <td>294.7</td> <td>23.0</td> </tr> </tbody> </table>	GS	RUSH/G	PASS/G	PPG	3	124.0	294.7	23.0	<p>NOTES: Leads the nation with 42 consecutive starts through his first three-plus seasons ... Named All-Conference USA Honorable Mention in 2017 & 18 ... Member of the 2018 C-USA All-Academic Team ... Named a USA Today Freshman All-American in 2016 after starting all 14 games on the offensive line ... Has started every game of his career at Louisiana Tech.</p>
GS	RUSH/G	PASS/G	PPG								
3	124.0	294.7	23.0								
<p>77 RT</p>		<p>GEWHITE STALLWORTH 6-8 320 R-Sr. Houston, Texas</p> <table border="1"> <thead> <tr> <th>GS</th> <th>RUSH/G</th> <th>PASS/G</th> <th>PPG</th> </tr> </thead> <tbody> <tr> <td>3</td> <td>124.0</td> <td>294.7</td> <td>23.0</td> </tr> </tbody> </table>	GS	RUSH/G	PASS/G	PPG	3	124.0	294.7	23.0	<p>NOTES: Saw action in just one game in 2018 due to injury ... Made three starts across 12 overall appearances on the offensive line in 2017 ... Transferred to Tech in 2016 after spending two seasons at Navarro College ... Earned all-district honors at Reagan High School as a four-year letterwinner for the Bulldogs.</p>
GS	RUSH/G	PASS/G	PPG								
3	124.0	294.7	23.0								
<p>9 K</p>		<p>BAILEY HALE 5-11 196 R-Sr. Iowa Park, Texas</p> <table border="1"> <thead> <tr> <th>FG</th> <th>LONG</th> <th>PAT</th> <th>PTS</th> </tr> </thead> <tbody> <tr> <td>2-FOR-4</td> <td>48</td> <td>9-FOR-9</td> <td>15</td> </tr> </tbody> </table>	FG	LONG	PAT	PTS	2-FOR-4	48	9-FOR-9	15	<p>NOTES: Went 2-for-2 including a career-long 48-yard FG in Tech's win over Grambling on Sept. 7 ... Named All-Conference USA Honorable Mention (2018) ... Converted 38-of-39 PAT attempts on the season, while connecting on 15-of-22 field goals in 2018 ... Earned C-USA Kicker of the Week honors after a 17-point performance (5-for-5 FG; 2-for-2 PAT) at North Texas (9/29).</p>
FG	LONG	PAT	PTS								
2-FOR-4	48	9-FOR-9	15								

96 DE		KA'DERRION MASON 6-4 297 Sr. McComb, Miss. <table border="1" data-bbox="358 163 751 262"> <thead> <tr> <th>TACKLES</th> <th>TFL</th> <th>SACK</th> <th>QBH</th> </tr> </thead> <tbody> <tr> <td>5.0</td> <td>1.0</td> <td>1.0 (4)</td> <td>0</td> </tr> </tbody> </table>	TACKLES	TFL	SACK	QBH	5.0	1.0	1.0 (4)	0	NOTES: Saw action in all 13 games, while making two starts on the defensive line in 2018 ... Represented Tech at C-USA Media Days in 2019 ... Tied a career-high with three total tackles twice in 2018 (at North Texas, 9/29 and vs. WKU, 11/24) ... Recorded his first career sack at Southern Miss (11/17) ... Saw action in 13 games as a sophomore in 2017 and as a true freshman in 2016.
TACKLES	TFL	SACK	QBH								
5.0	1.0	1.0 (4)	0								
90 DT		COURTNEY WALLACE 6-2 305 R-Sr. Metairie, La. <table border="1" data-bbox="358 325 751 420"> <thead> <tr> <th>TACKLES</th> <th>TFL</th> <th>SACK</th> <th>QBH</th> </tr> </thead> <tbody> <tr> <td>9.0</td> <td>0.5</td> <td>0.0</td> <td>0</td> </tr> </tbody> </table>	TACKLES	TFL	SACK	QBH	9.0	0.5	0.0	0	NOTES: Saw action in 10 games as a junior in 2018 ... Totalled two tackles (one at No. 18 Mississippi State and again at Southern Miss) ... Saw action in 12 games as a sophomore in 2017 ... Redshirted in 2016 after a season-long injury ... One of nine college graduates on the Tech squad ... A three-star recruit out of Neville High School ... Ranked 51st among all Louisiana players.
TACKLES	TFL	SACK	QBH								
9.0	0.5	0.0	0								
97 DE		MILTON WILLIAMS 6-4 271 R-So. Crowley, Texas <table border="1" data-bbox="358 483 751 577"> <thead> <tr> <th>TACKLES</th> <th>TFL</th> <th>SACK</th> <th>QBH</th> </tr> </thead> <tbody> <tr> <td>13.0</td> <td>1.0</td> <td>0.0</td> <td>1</td> </tr> </tbody> </table>	TACKLES	TFL	SACK	QBH	13.0	1.0	0.0	1	NOTES: Saw action in seven games in 2018 ... Totalled three tackles on the season, two of which came on the road at No. 18 Mississippi State ... Red-shirted as a true freshman ... Graduated from Crowley HS in 2017 ... Two-sport athlete that lettered in both football and basketball ... Named Defensive MVP in District 5A-Region II ... Registered 300 total tackles and 22 sacks.
TACKLES	TFL	SACK	QBH								
13.0	1.0	0.0	1								
85 OLB		WILLIE BAKER 6-3 246 R-Jr. New Roads, La. <table border="1" data-bbox="358 640 751 735"> <thead> <tr> <th>TACKLES</th> <th>TFL</th> <th>SACK</th> <th>QBH</th> </tr> </thead> <tbody> <tr> <td>12.0</td> <td>1.5</td> <td>0.0</td> <td>1</td> </tr> </tbody> </table>	TACKLES	TFL	SACK	QBH	12.0	1.5	0.0	1	NOTES: Played in all 13 games for the Bulldogs in 2018 ... Had a career day in Tech's win over Hawaii in the 2018 Hawaii Bowl with five solo tackles, five TFL and four sacks, earning a spot on ESPN's All-Bowl Team ... Tied the Hawaii Bowl record with four sacks in the contest ... Ranked as a four-star prospect out of high school by ESPN, Rivals.com and 247 Sports.
TACKLES	TFL	SACK	QBH								
12.0	1.5	0.0	1								
10 OLB		JAMES JACKSON 5-11 225 R-Sr. Haynesville, La. <table border="1" data-bbox="358 798 751 892"> <thead> <tr> <th>TACKLES</th> <th>TFL</th> <th>SACK</th> <th>FF</th> </tr> </thead> <tbody> <tr> <td>25.0</td> <td>0.5</td> <td>0.0</td> <td>1</td> </tr> </tbody> </table>	TACKLES	TFL	SACK	FF	25.0	0.5	0.0	1	NOTES: Named All-Conference USA Honorable Mention (2018) ... Started all 13 games for the Bulldogs in 2018 ... Second on the team with 74 tackles (48 solo) along with 8.5 TFL ... Had a career-high 9 tackles twice on the season (at No. 6 LSU, 9/22 and at Florida Atlantic, 10/26) ... Forced two fumbles and recovered one in Tech's season-opener at South Alabama.
TACKLES	TFL	SACK	FF								
25.0	0.5	0.0	1								
2 ILB		CONNOR TAYLOR 6-0 223 Sr. Kaysville, Utah <table border="1" data-bbox="358 955 751 1050"> <thead> <tr> <th>TACKLES</th> <th>TFL</th> <th>SACK</th> <th>FF</th> </tr> </thead> <tbody> <tr> <td>19</td> <td>2.0</td> <td>1.0</td> <td>2</td> </tr> </tbody> </table>	TACKLES	TFL	SACK	FF	19	2.0	1.0	2	NOTES: Played in all 13 games for the Bulldogs both as a linebacker and on special teams during his first season in Ruston ... Totalled 30 tackles (15 solo) on the season, while registering 0.5 TFL, a fumble recovery and one pass break-up ... Had a season-high four tackles on three different occasions versus Southern (9/8), at North Texas (9/29) and at UTSA (10/13).
TACKLES	TFL	SACK	FF								
19	2.0	1.0	2								
35 ILB		COLLIN SCOTT 6-0 231 R-Sr. Houston, Texas <table border="1" data-bbox="358 1113 751 1207"> <thead> <tr> <th>TACKLES</th> <th>TFL</th> <th>SACK</th> <th>QBH</th> </tr> </thead> <tbody> <tr> <td>22.0</td> <td>1.5</td> <td>0.5</td> <td>2</td> </tr> </tbody> </table>	TACKLES	TFL	SACK	QBH	22.0	1.5	0.5	2	NOTES: Named All-Conference USA Honorable Mention (2018) ... Led the team with 87 total tackles ... Made a career-high 11 tackles twice during the season, once at No. 6 LSU and again the next week in Tech's win at North Texas ... Had two interceptions for 31 return yards in Tech's win over Rice (11/10) ... Had 26 tackles as a RS sophomore and nine tackles as a RS frosh.
TACKLES	TFL	SACK	QBH								
22.0	1.5	0.5	2								
25 S		BEE JAY WILLIAMSON 6-1 185 R-Fr. Dallas, Texas <table border="1" data-bbox="358 1270 751 1365"> <thead> <tr> <th>TACKLES</th> <th>TFL</th> <th>SACK</th> <th>INT</th> </tr> </thead> <tbody> <tr> <td>13.0</td> <td>0.5</td> <td>0.5</td> <td>0</td> </tr> </tbody> </table>	TACKLES	TFL	SACK	INT	13.0	0.5	0.5	0	NOTES: Earned a redshirt as a true freshman in 2018, while playing in four games ... Graduated from Horn High School in Dallas in 2018 ... Earned THSCA Academic All-State Honorable Mention accolades as a senior ... Registered 150 total tackles over his HS career (107 solo) along with seven interceptions, five forced fumbles and three fumble recoveries.
TACKLES	TFL	SACK	INT								
13.0	0.5	0.5	0								
1 S		L'JARIUS SNEED 6-1 193 Sr. Minden, La. <table border="1" data-bbox="358 1428 751 1522"> <thead> <tr> <th>TACKLES</th> <th>TFL</th> <th>PBU</th> <th>INT</th> </tr> </thead> <tbody> <tr> <td>14.0</td> <td>0.5</td> <td>1</td> <td>0</td> </tr> </tbody> </table>	TACKLES	TFL	PBU	INT	14.0	0.5	1	0	NOTES: Moved to safety this season after spending all 2018 as a cornerback ... Made 12 starts at corner in 2018, while ranking second in PBU's (8) and interceptions (3 - 43 yards) ... Tied a career high with eight tackles (6 solo) in Tech's season-opening win vs. Southern ... Notched a pick six in Tech's win over UTEP (10/20).
TACKLES	TFL	PBU	INT								
14.0	0.5	1	0								
21 CB		AMIK ROBERTSON 5-9 183 Jr. Thibodaux, La. <table border="1" data-bbox="358 1585 751 1680"> <thead> <tr> <th>TACKLES</th> <th>TFL</th> <th>PBU</th> <th>INT</th> </tr> </thead> <tbody> <tr> <td>19.0</td> <td>2.0</td> <td>4</td> <td>1 (36 YDS)</td> </tr> </tbody> </table>	TACKLES	TFL	PBU	INT	19.0	2.0	4	1 (36 YDS)	NOTES: Preseason All-C-USA (2019) ... 1st Team All-C-USA (2018), 1st Team All-Louisiana (2018) ... Freshman All-American (2017) ... Started in all 26 games of his collegiate career ... Nine interceptions over his first two seasons ... 11 passes defended with 7.5 TFL as a freshman ... 16 passes defended and 7.5 TFL as a sophomore ... Preseason award watch lists include: Bednarik, Nagurski, Thorpe.
TACKLES	TFL	PBU	INT								
19.0	2.0	4	1 (36 YDS)								
5 CB		MICHAEL SAM 6-1 194 R-Sr. New Iberia, La. <table border="1" data-bbox="358 1743 751 1837"> <thead> <tr> <th>TACKLES</th> <th>TFL</th> <th>PBU</th> <th>INT</th> </tr> </thead> <tbody> <tr> <td>15.0</td> <td>1.0</td> <td>2</td> <td>0</td> </tr> </tbody> </table>	TACKLES	TFL	PBU	INT	15.0	1.0	2	0	NOTES: Saw action in 11 games in the secondary and on special teams, while making one start (vs. Hawaii, 12/22) ... Returned nine kickoffs for 192 yards (21.3 average) ... Longest return of the season went 43 yards in Tech's win at UTSA (10/13) ... Transferred to Tech from Trinity Valley CC where he led them to a Southwest JC Football Conference championship.
TACKLES	TFL	PBU	INT								
15.0	1.0	2	0								
29 P		BRADY FARLOW 5-11 186 R-Jr. Hattiesburg, Miss. <table border="1" data-bbox="358 1900 751 1997"> <thead> <tr> <th>AVG</th> <th>LONG</th> <th>I20</th> <th>50+</th> </tr> </thead> <tbody> <tr> <td>38.6</td> <td>50</td> <td>3</td> <td>1</td> </tr> </tbody> </table>	AVG	LONG	I20	50+	38.6	50	3	1	NOTES: Earned a redshirt in 2018 after playing in two games ... Punted five times for 179 yards (35.8 avg.) ... Tied his career-long punt of 55 yards at North Texas (9/29) ... Saw action in nine games as a sophomore ... Punted 36 times for 1,355 yards (37.6 avg.) ... Transferred to Tech from Jones County JC.
AVG	LONG	I20	50+								
38.6	50	3	1								

THE LAST TIME LA TECH...

INDIVIDUAL OFFENSE

Rushed for 100 yards	116, Jaqwis Dancy at Florida Atlantic, 10/26/2018
Rushed for 200 yards	207, Kenneth Dixon vs. Southern Miss, 11/9/2013
Rushed for three touchdowns	3, Jaqwis Dancy vs. Rice, 11/10/2018
Had a 70-yard run from scrimmage	75, Justin Henderson at Bowling Green, 9/14/2019
Passed for 300 yards	331, J'Mar Smith at No. 10 Texas, 8/31/2019
Passed for 400 yards	409, Ryan Higgins vs. Navy, 12/23/2016
Passed for 500 yards	502, Ryan Higgins at WKU, 12/3/2016
Threw three touchdown passes	3, J'Mar Smith at #6 LSU, 9/22/2018
Had a 70-yard pass from scrimmage	82, J'Mar Smith vs. Southern Miss, 10/21/2017
Had 100 yards receiving	107, Teddy Veal vs. Hawaii, 12/23/2018
Had 200 yards receiving	233, Trent Taylor vs. Navy, 12/23/2016
Caught three touchdown passes	5, Carlos Henderson at North Texas, 11/5/2016

INDIVIDUAL DEFENSE

Returned an interception for a touchdown	Amik Robertson (36 yards) at Bowling Green, 9/14/2019
Returned an opponent's fumble for a touchdown	DeJuawn Oliver (26 yards) vs. Northwestern State, 9/2/2017
Intercepted multiple passes	2, Collin Scott vs. Rice, 11/10/2018
Had 20 tackles	23, John Noel vs. Central Michigan, 9/14/1996

INDIVIDUAL SPECIAL TEAMS

Returned a punt for a touchdown	Teddy Veal vs. Northwestern State (66 yards), 9/2/2017
Returned a kickoff for a touchdown	Carlos Henderson vs. UTSA (90 yards), 11/12/2016
.....	Jarred Craft vs. UTSA (45 yards), 11/12/2016
Returned a blocked punt for a touchdown	Alex Anderson vs. New Mexico State, 11/22/2008
Returned a blocked FG for a touchdown	LeVander Liggins vs. UTEP (54 yds), 10/4/2014
Returned a blocked PAT for a safety	Amik Robertson vs. Mississippi State, 9/9/2017
Kicked three field goals	5, Bailey Hale at North Texas, 9/29/2018
Kicked four field goals	5, Bailey Hale at North Texas, 9/29/2018
Kicked five field goals	5, Bailey Hale at North Texas, 9/29/2018
Had a 50-yard field goal	53, Jonathan Barnes vs. UTSA, 11/25/2017
Had a 70-yard punt	85, Ryan Allen at New Mexico State, 10/27/2012

TEAM OFFENSE

300 yards rushing	343, at UTEP, 11/18/2017
400 yards passing	427, vs. Southern, 9/8/2018
500 yards passing	502, at WKU, 12/3/2016
600 yards passing	602, vs. Boise State, 10/3/1998
500 yards total offense	613, vs. Southern, 9/8/2018
Scored 50 points	54, vs. Southern, 9/8/2018
Recorded 30 first downs	32, vs. Southern, 9/8/2018

TEAM DEFENSE

Scored a safety	vs. WKU, 11/24/2018
Posted a shutout	44-0, vs. New Mexico State, 11/26/2011
Held an opponent under 250 total yards	226, vs. Hawaii, 12/23/2018
Scored multiple defensive touchdowns	2 (2 INT returns), vs. SMU, 12/20/2017

TEAM SPECIAL TEAMS

Blocked a punt	vs. WKU, 11/24/2018
Blocked an extra point attempt	at South Alabama, 9/1/2018
Blocked a field goal attempt	at North Texas, 9/29/2018 (Amik Robertson)

OPPONENT INDIVIDUAL

Rushed for 100 yards	107, Nick Fitzgerald, #18 Mississippi State, 11/3/2018
Rushed for 200 yards	209, Anthony Wales, WKU, 12/3/2016
Passed for at least 300 yards	301, Sam Ehlinger, Texas, 8/31/2019
Passed for at least 400 yards	421, Mike White, WKU, 12/3/2016
Passed for over 500 yards	580, David Piland, Houston, 9/8/2012
Had 100 yards receiving	110, Quez Watkins, Southern Miss, 11/17/2018
Had 200 yards receiving	216, Royce Pollard, Hawai'i, 10/1/2011
Returned a punt for a touchdown	Quan Bray, #5/5 Auburn, 9/27/2014 (76 yards)
Returned a kickoff for a touchdown	Kerrith Whyte, Florida Atlantic, 11/11/2017 (98 yards)
Returned an interception for a touchdown	Devonta Foster, Southern Miss, 11/28/2015 (26 yards)
Returned a fumble for a touchdown	Jeffery Simmons, Mississippi State, 9/9/2017 (90 yards)
Returned a blocked FG for a touchdown	Michael Egwuagu, UTSA, 11/12/2016 (82 yards total)
Rushed for three touchdowns	3, Nick Brossette, LSU, 9/22/2018
Threw three touchdown passes	4, Sam Ehlinger, Texas, 8/31/2019
Caught three touchdown passes	3, Nicholas Norris, WKU, 10/6/2016
Recorded three interceptions	3, Bene Benwikere, San Jose State, 11/24/2012
Kicked three field goals	4, P. Shaunfield, Southern Miss, 10/21/2017
Kicked at least four field goals	4, P. Shaunfield, Southern Miss, 10/21/2017
Had a 70-yard run from scrimmage	72, Johnny Manziel, #22 Texas A&M, 10/13/2012
Had a 70-yard pass from scrimmage	83, Ryan Metz to Tyler Batson, UTEP, 11/18/2017
Had a 50-yard field goal	51 yards, Trevor Moore, North Texas, 11/5/2016

OPPONENT TEAM

300 yards rushing	327, Mississippi State, 9/9/2017
400 yards rushing	415, Rice, 11/16/2013
400 yards passing	421, WKU, 12/3/2016
500 yards passing	580, Houston, 9/8/2012
500 yards total offense	532, #18 Mississippi State, 11/3/2018
Scored 50 points	57, Mississippi State, 9/9/2017
Negative yards rushing	-31, at Southern Miss, 10/25/2014
Scored a safety	WKU, 11/24/2018
Posted a shutout	29-0 by Kansas, 9/6/08
Held Tech under 250 total yards	238, #18 Mississippi State, 11/3/2018
Blocked a punt	Mississippi State, 9/9/2017
Blocked an extra point attempt	Mississippi State, 9/9/2017
Blocked a field goal attempt	UAB, 10/7/2017
Recorded 30 first downs	30, Southern Miss, 10/21/2017
Recorded 40 first downs	40, Houston, 9/8/2012

SITUATIONALLY

	2019	HOLTZ
Playing at home.....	1-0	23-11
Playing at home (Ruston).....	1-0	23-11
Playing at home (Shreveport).....	0-0	0-0
Playing on the road.....	1-1	20-21
Playing on a neutral field.....	0-0	5-2
Playing at night.....	0-1	29-14
Playing during the day.....	1-1	19-20
Tech scores on first possession.....	1-0	25-13
Opponent scores on first possession.....	1-1	12-16
Tech scores first.....	1-0	34-13
Opponent scores first.....	1-1	14-21
Tech leads after 1st quarter.....	2-0	39-8
Opponent leads after 1st quarter.....	0-1	5-22
Tied after 1st quarter.....	0-0	4-4
Tech leads at halftime.....	2-0	42-11
Opponent leads at halftime.....	0-1	4-21
Tied at halftime.....	0-0	2-2
Tech leads after 3rd quarter.....	2-0	46-10
Opponent leads after 3rd quarter.....	0-1	1-23
Tied after 3rd quarter.....	0-0	1-1
Games goes to overtime.....	0-0	0-3
Tech has more total yards.....	1-0	38-9
Opponent has more total yards.....	1-1	9-24
Tech has more rushing yards.....	1-0	34-8
Opponent has more rushing yards.....	1-1	14-26
Teams have even rushing yards.....	0-0	0-0
Tech has more passing yards.....	1-1	35-18
Opponent has more passing yards.....	1-0	13-16
Tech has more turnovers.....	0-1	3-19
Opponent has more turnovers.....	1-0	28-9
Teams have equal turnovers.....	1-0	16-6
Tech has more penalties.....	2-0	10-16
Opponent has more penalties.....	0-1	29-15
Teams have equal penalties.....	0-0	9-3
Tech has more time of possession.....	1-1	25-11
Opponent has more time of possession.....	1-0	23-23
Tech has 100-yard rusher.....	0-0	19-10
Opponent has 100-yard rusher.....	0-0	8-17
Tech scores at least 20 points.....	2-0	47-20
Opponent scores at least 20 points.....	0-1	23-30
Tech throws for 300 yards.....	0-1	18-13
Opponent throws for 300 yards.....	0-1	6-11
Playing on natural grass.....	0-0	6-8
Playing on artificial surface.....	2-1	42-25
Tech defense scores.....	1-0	14-4
Opponent defense scores.....	0-0	2-4
Tech returns KO/Punt for TD.....	0-0	5-0
Opponent returns KO/Punt for TD.....	0-0	3-3
Blue on Blue (Last: vs. Grambling, 9/7/19).....	1-0	8-3
Blue on White (Last: vs. WKU, 11/24/18).....	0-0	9-5
Red on White (Last: vs. UTEP, 10/20/18).....	0-0	7-3
Red on Blue (Last: N/A).....	0-0	0-0
Red on Red (Last: vs. Rice, 11/10/18).....	0-0	2-2
White on Blue (Last: at BGSU, 9/14/19).....	1-1	6-8
White on White (Last: vs. Hawaii, 12/22/18).....	0-0	13-11
White on Red (Last: at MSU, 11/3/18).....	0-0	2-2
Red Helmet.....	0-0	16-16
White Helmet.....	2-1	31-18

HEAD COACH SKIP HOLTZ



HOLTZ RANKS AMONG LA TECH LEGENDS

Louisiana Tech head coach Skip Holtz, who is currently enjoying the longest head coaching tenure of his 20-year career in his seventh season with the Bulldogs, is quickly moving up the record books when it comes to total wins. Holtz currently sits in third in program history for most wins as a head coach with 46 under his belt.

MOST WINS BY A HEAD COACH IN LA TECH HISTORY

Rank	Coach	Seasons	Years	Wins
1.	Joe Aillet	26	1940-66	152
2.	Maxie Lambright	12	1967-78	95
3.	SKIP HOLTZ	6	2013-PRESENT	48
4.	Jack Bicknell III	8	1999-06	43
5.	Joe Raymond Peace	8	1988-95	40

Skip Holtz enters his seventh year as the head coach at Louisiana Tech after former Louisiana Tech University President Dr. Dan Reneau introduced former University of South Florida coach Skip Holtz as the 33rd head football coach of the Bulldogs during a press conference on Friday, Dec. 14, 2012 in the Jarrell Room of the Charles Wyly Athletic Center.

In 2018, Holtz guided the Bulldogs to bowl eligibility for a fifth straight season, a feat that no other Conference USA team has achieved over the last five seasons. With LA Tech's 31-14 victory over Hawaii in the 2018 SoFi Hawaii Bowl, the Bulldogs became one of only two teams in the nation (along with Wisconsin) to win five consecutive bowl games from 2014 to 2018. LA Tech posted an 8-5 record under Holtz, as the Bulldogs also became the only C-USA team to win seven or more games in the last five years.

The 2017 season brought a multitude of new faces for the Bulldogs after losing three of the nation's top offensive players to graduation and the NFL Draft. Despite some growing pains along the way (LA Tech dropped three one-point games and an overtime affair), Holtz and the Bulldogs closed out the 2017 regular season on a two game winning streak to reach bowl eligibility for a fourth straight season, a feat only one other school in Conference USA has achieved over the past four years.

From there, Holtz guided LA Tech to a convincing 51-10 victory over No. 25-ranked SMU in the inaugural DXL Frisco Bowl.

In 2016, Holtz earned Conference USA Coach of the Year honors after he guided the Bulldogs to yet another highly successful campaign as Louisiana Tech finished the season with a 9-5 overall record, a Conference USA West Division title and a bowl victory. It marks the first time in school history the Bulldogs have posted three consecutive 9-win seasons and three straight bowl appearances and victories.

LA Tech's 48-45 victory over No. 25-ranked Navy in the 2016 Lockheed Martin Armed Forces Bowl came down to a last-second game-winning field goal and marked the Bulldogs' first win over a Top 25 team since the 2005 season.

Holtz led the 2015 team to several firsts in school history including the first time the Bulldogs have won back-to-back bowl games behind one of the most potent offenses in school history. Louisiana Tech recorded more than 400 offensive yards through its first 10 games of the season, the first time any Bulldog team has achieved such a feat. Tech went on to a 9-4 record after dismantling Arkansas State, 47-28, in the R+L Carriers New Orleans Bowl.

2019 COACHING STAFF



SKIP HOLTZ
Head Coach



JOE SLOAN
Asst. HC/Co-OC



TODD FITCH
Offensive Coord./QBs



BOB DIACO
Defensive Coord.



JEFF BURRIS
Cornerbacks



BRIAN GAMBLE
Linebackers



ROBERT McFARLAND
Offensive Line



RICK PETRI
Defensive Line



KENNY GUITON
Outside WRs



BROCK HAYS
Running Backs



DENNIS SMITH
ST Coordinator



KURT HESTER
Head Strength Coach

JOE AILLET STADIUM



CELEBRATING 50 YEARS OF JOE AILLET STADIUM

During the Football Bulldogs' home opener against Southern University Sept. 8, Louisiana Tech Athletics celebrated the first 50 years of football at Joe Aillet Stadium when the University honored the top 50 Bulldogs to ever play at the stadium. Joe Aillet Stadium opened in 1968 and the 2017 season marked the 50th played in the facility that has seen more than \$40 million in new construction and renovations during the past four years.

JOE AILLET IS A TOUGH PLACE TO PLAY

It's always nice to be home and Louisiana Tech has experienced recent success in the confines of Joe Aillet Stadium. LA Tech has posted a 97-41 record at home since joining the ranks of Division I-A/FBS, a winning percentage of 72 percent.

JOE AILLET STADIUM FUN FACT

NFL Hall of Famer and four-time Super Bowl Champion Terry Bradshaw threw the first touchdown pass in the history of Joe Aillet Stadium connecting with Buster Herren from five yards out against East Carolina on Sept. 28, 1968. Tech went on to win the game 35-7.

HOME OPENERS AT THE JOE

Since Joe Aillet Stadium opened in 1968, Louisiana Tech has won 43 home openers at "The Joe" with a record of 43-8-1 over that span. If you go back to 1988 when the Bulldogs made the transition to Division I, LA Tech has dominated when playing on its home turf with a record of 28-4 in home openers at The Joe since the 1988 season.

ATTENDANCE HISTORY & RECORDS

Year	Attendance	Games	Avg.	In Ruston	Games	Avg.
1989	57,900	3	19,300	57,900	3	19,300
1990	85,430	5	17,086	85,430	5	17,086
1991	69,125	4	17,281	69,125	4	17,281
1992	70,450	4	17,613	70,450	4	17,613
1993	44,400	4	11,100	44,400	4	11,100
1994	70,368	5	14,074	70,368	5	14,074
1995	66,260	4	16,565	47,565	3	15,855
1996	96,185	5	19,237	66,716	4	16,679
1997	105,866	5	21,173	81,054	4	20,264
1998	83,738	5	16,748	83,738	5	16,748
1999	101,633	4	25,408	61,305	3	20,435
2000	66,542	4	16,636	66,542	4	16,636
2001	81,730	4	20,432	59,225	3	19,742
2002	92,383	5	18,477	51,725	3	17,242
2003	103,890	5	20,778	60,611	4	15,153
2004	87,740	5	17,548	80,027	4	20,007

TOP DOG WATCHERS AT THE JOE

HOME GAMES AT JOE AILLET STADIUM

28,714	UL-Monroe	Sept. 13, 1997
28,100	Mississippi State	Sept. 9, 2007
27,905	Southern	Sept. 5, 2015
27,360	UL-Monroe	Dec. 13, 1999
26,910	UL-Lafayette	Oct. 3, 2015
26,004	Northwestern State	Sept. 20, 2014
25,614	Utah State	Nov. 17, 2012
25,224	Mississippi State	Aug. 30, 2008
25,212	Hawai'i	Oct. 2, 2011
24,975	UL-Monroe	Sept. 12, 1987
24,628	Houston	Sept. 17, 2011

Note: Joe Aillet Stadium has hosted 45 games with crowds over 20,000, including one during the current 2019 football season.

Year	Attendance	Games	Avg.	In Ruston	Games	Avg.
2005	82,080	5	16,416	82,080	5	16,416
2006	72,928	5	14,586	72,928	5	14,586
2007	92,812	5	18,562	92,812	5	18,562
2008	108,121	6	18,020	108,121	6	18,020
2009	100,000	5	20,000	100,000	5	20,000
2010	116,908	6	19,485	116,908	6	19,485
2011	107,592	5	21,518	107,592	5	21,518
2012	155,045	6	25,841	114,592	5	22,918
2013	93,332	5	18,666	93,332	5	18,666
2014	100,272	5	20,054	100,272	5	20,054
2015	125,863	6	20,977	125,863	6	20,977
2016	102,059	5	20,412	102,059	5	20,412
2017	142,626	7	20,375	142,626	7	20,375
2018	87,623	5	17,525	87,623	5	17,525
2019	23,174	1	23,174	23,174	1	23,174

2019 GAME RECAPS

#10 TEXAS 45 | LOUISIANA TECH - 14

AUG. 31 • AUSTIN, TEXAS

AUSTIN, Texas - Sam Ehlinger threw for four touchdowns and Keaontay Ingram ran for another to lift 10-ranked Texas to a 45-14 win over Louisiana Tech before 93,418 fans at DKR Texas Memorial Stadium Saturday evening in the season opener for both teams.

The Longhorns (1-0) took only 2:20 minutes off the first quarter clock in taking an early 7-0 lead as Ehlinger connected on the first of his quartet of scoring strikes with a four-yard connection to Devin Duvernay.

Tech (0-1) missed on a number of scoring opportunities in the first half, including missing two field goals. Texas put 17 more points on the scoreboard in the second quarter, as Ehlinger hit Collin Johnson for a 6-yard score and Brennan Eagles for a 28-yard strike. Cameron Dicker added a 43-yard field goal as Tech trailed 24-0 at the half.

The Longhorns quickly doused any potential Tech rally in the third quarter as Eagles caught his second scoring pass of the game – a 25-yard strike from Ehlinger – and Ingram scored on a one-yard dive as Tech upped the advantage to 38-0.

Tech struck for a pair of TDs in the fourth quarter. J'Mar Smith found Malik Stanley on a 5-yard strike and Griffin Hebert on a 12-yard toss. Smith finished the game 34-of-51 for 331 yards and two scores. The 34 completions were a career-high.

Smoke Harris (6-58), Cee Jay Powell (6-56), Hebert (5-50-1), Stanley (4-48-1) and Isaiah Graham (4-39) led Tech's receiving corps in the loss. The Bulldogs were held in check on the ground, rushing for just 73 yards on 26 carries.

James Jackson (9 tackles), Collin Scott (9 tackles), Michael Sam (6 tackles, 1 TFL) and Amik Robertson (4 tackles, 2 PBUs) led the Bulldog defense.

SCORE BY QUARTERS	1	2	3	4	SCORE	
Louisiana Tech	0	0	0	14	14	Record: (0-1)
Texas	7	17	14	7	45	Record: (1-0)

SCORING SUMMARY:

1st	12:40	UT	Devin Duvernay 4 yd pass from Sam Ehlinger (Cameron Dicker kick), 7-57 2:20, LATECH 0 - UT 7
2nd	13:20	UT	Collin Johnson 6 yd pass from Sam Ehlinger (Cameron Dicker kick), 11-74 3:42, LATECH 0 - UT 14
	10:26	UT	Brennan Eagles 28 yd pass from Sam Ehlinger (Cameron Dicker kick), 2-37 0:34, LATECH 0 - UT 21
	02:56	UT	Cameron Dicker 43 yd field goal, 4-6 1:08, LATECH 0 - UT 24
3rd	09:06	UT	Brennan Eagles 25 yd pass from Sam Ehlinger (Cameron Dicker kick), 9-74 2:55, LATECH 0 - UT 31
	02:44	UT	Keaontay Ingram 1 yd run (Cameron Dicker kick), 9-61 3:30, LATECH 0 - UT 38
4th	13:31	LATECH	STANLEY, Malik 5 yd pass from SMITH, J'Mar (HALE, Bailey kick), 9-75 4:13, LATECH 7 - UT 38
	07:54	LATECH	HEBERT, Griffin 12 yd pass from SMITH, J'Mar (HALE, Bailey kick), 12-70 3:52, LATECH 14 - UT 38
	01:09	UT	Casey Thompson 2 yd run (Cameron Dicker kick), 5-27 1:43, LATECH 14 - UT 45

TEAM STATISTICS

	LA TECH	UT
FIRST DOWNS	25	24
RUSHES-YARDS (NET)	26-73	30-153
PASSING YDS (NET)	340	301
Passes Att-Comp-Int	54-35-2	43-31-0
TOTAL OFFENSE PLAYS-YARDS	80-413	73-454
Fumble Returns-Yards	0-0	0-0
Punt Returns-Yards	1-0	0-0
Kickoff Returns-Yards	3-38	2-53
Interception Returns-Yards	0-0	2-16
Punts (Number-Avg)	2-35.5	3-41.0
Fumbles-Lost	1-1	1-1
Penalties-Yards	5-40	6-47
Possession Time	32:16	27:44
Third-Down Conversions	5 of 14	8 of 15
Fourth-Down Conversions	1 of 3	1 of 2
Red-Zone Scores-Chances	2-2	4-4
Sacks By: Number-Yards	1-6	1-6

RUSHING: Louisiana Tech-DANCY, Jaqwis 7-25; HENDERSON, J. 5-18; TUCKER, Israel 6-12; SMITH, J'Mar 5-8; MARCUS, DeAndre 1-7; HOLLY, Bobby 2-3. Texas-Keaontay Ingram 11-78; Sam Ehlinger 8-34; Roschon Johnson 7-26; Casey Thompson 2-11; Devin Duvernay 2-4.

PASSING: Louisiana Tech-SMITH, J'Mar 34-51-1-331; ELLIOTT, Westin 1-3-1-9. Texas-Sam Ehlinger 28-38-0-276; Casey Thompson 3-5-0-25.

RECEIVING: Louisiana Tech-HARRIS, Smoke 6-58; POWELL, Cee Jay 6-56; HEBERT, Griffin 5-50; STANLEY, Malik 4-48; GRAHAM, Isaiah 4-39; HARDY, Adrian 3-38; TUCKER, Israel 3-24; DANCY, Jaqwis 2-18; MARCUS, DeAndre 1-9; HOLLY, Bobby 1-0. Texas-Devin Duvernay 9-55; Collin Johnson 4-59; Jake Smith 4-31; Brennan Eagles 3-59; Keaontay Ingram 3-43; Jor Whittington 2-17; Roschon Johnson 2-14; Cade Brewer 2-8; Jordan Pouncey 1-11; Malcolm Epps 1-4.

INTERCEPTIONS: Louisiana Tech-None. Texas-Joseph Ossai 1-16; DeMar Overshown 1-0.

FUMBLES: Louisiana Tech-HENDERSON, J. 1-1. Texas-Collin Johnson 1-1.

SACKS (UA-A): Louisiana Tech-TAYLOR, Connor 1-0. Texas-DeMar Overshown 1-0.

TACKLES (UA-A): Louisiana Tech-JACKSON, James 8-1; SCOTT, Collin 7-2; SAM, Michael 5-1; SNEED, L'Jarvis 4-0; LEWIS, Darryl 4-0; ROBERTSON, Amik 4-0; TAYLOR, Connor 3-1; BAKER, Willie 3-0; ROBERTSON, Aaron 2-0; ZAYED, Alex 2-0; WILLIAMS, M. 2-0; BARNETT, E. 2-0; WILLIAMSON, B. 1-1; BALDWIN, Trey 1-0; HALE, Bailey 1-0; SMITH, J'Mar 1-0. Texas-Jeff McCulloch 6-2; Caden Sterns 5-2; Chris Brown 5-1; Brandon Jones 4-3; Joseph Ossai 5-0; B.J. Foster 4-2; Josh Thompson 4-1; Jalen Green 4-1; Jacoby Jones 2-2; Marqez Bimage 2-0; Montrell Estell 2-0; Malcolm Roach 2-0; Chris Adimora 1-1; Marcus Tillman 1-0; D'Shawn Jamison 1-0; DeMar Overshown 1-0; Tyler Owens 1-0; Juwan Mitchell 1-0; T'Vondre Sweat 0-1; Keondre Coburn 0-1; Moro Ojomo 0-1; Kenyatta Watson 0-1; Daniel Carson 0-1.

Stadium: DKR Texas Memorial **Attendance:** 93418

Kickoff time: 7:06 PM **End of Game:** 10:29 PM **Total elapsed time:** 3:23

Officials: Referee: Cooper Castlebe; Umpire: Jim Adams; Linesman: John Braun; Line judge: Kelly Deterding; Back judge: Donnie Autlman; Field judge: Scott Gaines; Side judge: Michael Defee; Center judge: Chris Tallent;

Temperature: 93 **Wind:** S 3 mph **Weather:** partly cloudy;40%hum

LOUISIANA TECH 20 | GRAMBLING STATE - 14

SEPT. 7 • RUSTON, LA.

RUSTON, La. - After leading by 20 at the half, Louisiana Tech survived a second half scare from FCS foe Grambling State as the Bulldogs prevailed 20-14 in the "Buddy Bowl" Saturday afternoon at Joe Aillet Stadium.

Both teams had to survive temperatures that reached triple figures on a sweltering afternoon that forced a large portion of the 23,174 fans to depart at halftime. Even both teams banded left the stadium during the second half due to heat exhaustion. But the Bulldogs and the Tigers played until the clock reached zeroes.

Grambling State did not seem to mind the heat as the Tigers played their best football over the final 30 minutes.

A Ray Richardson 23-yard TD reception in the third quarter and a Jakarie Nichols 2-yard scoring run with 3:23 to play in the game brought GSU (0-2) to within six points. The Tigers then recovered an onside kick, forcing the Bulldogs defense – which spent the majority of the second half on the field – to come up with a late stop.

They did.

With Grambling State inside Tech territory and looking for the go-ahead touchdown, the Bulldogs defense came up with a stop. On a fourth down and five play with less than two minutes remaining, Tech linebacker Collin Scott pressured Grambling State quarterback Jeremy Hickbottom into an incomplete pass, sealing the win.

Tech went into victory formation, kneeling on the ball three times as the game came to an end as the shadows finally engulfed the field and temperatures finally reached livable levels.

Tech added 13 points in the second quarter on a pair of Bailey Hale field goals covering 33 and 48 yards and a 40-yard strike from J'Mar Smith to Griffin Hebert. The Bulldogs led 20-0 at halftime and outgained Grambling State 256 to 144 yards.

SCORE BY QUARTERS	1	2	3	4	SCORE	
Grambling State	0	0	7	7	14	Record: (0-2)
Louisiana Tech	7	13	0	0	20	Record: (1-1)

SCORING SUMMARY:

1st	01:34	LATECH	HENDERSON, J. 7 yd run (HALE, Bailey kick), 9-80 4:09, GRAM 0 - LATECH 7
2nd	10:13	LATECH	HALE, Bailey 33 yd field goal, 11-45 4:57, GRAM 0 - LATECH 10
	04:38	LATECH	HEBERT, Griffin 40 yd pass from SMITH, J'Mar (HALE, Bailey kick), 5-69 2:04, GRAM 0 - LATECH 17
	02:16	LATECH	HALE, Bailey 48 yd field goal, 4-2 0:51, GRAM 0 - LATECH 20
3rd	07:01	GRAM	Richardson,Ray 23 yd pass from Hickbottom,Ger. (Urban,Garrett kick), 12-93 3:52, GRAM 7 - LATECH 20
4th	03:23	GRAM	Nichols,Jakarie 2 yd run (Urban,Garrett kick), 9-72 2:39, GRAM 14 - LATECH 20

TEAM STATISTICS

	GRAM	LATECH
FIRST DOWNS	32	20
RUSHES-YARDS (NET)	51-216	41-170
PASSING YDS (NET)	239	220
Passes Att-Comp-Int	40-26-0	25-17-0
TOTAL OFFENSE PLAYS-YARDS	91-455	66-390
Fumble Returns-Yards	0-0	0-0
Punt Returns-Yards	0-0	1-27
Kickoff Returns-Yards	4-72	2-75
Interception Returns-Yards	0-0	0-0
Punts (Number-Avg)	4-45.2	4-38.5
Fumbles-Lost	1-1	2-0
Penalties-Yards	1-15	6-38
Possession Time	30:45	29:15
Third-Down Conversions	7 of 16	4 of 12
Fourth-Down Conversions	0 of 3	0 of 1
Red-Zone Scores-Chances	1-4	2-3
Sacks By: Number-Yards	1-1	3-12

RUSHING: Grambling State-Dominique, Kevin 16-68; Hickbottom, Ger. 13-58; Nichols, Jakarie 13-48; Elder, Keilon 5-26; Brutton, Darquez 1-10; Richard, Justin 3-6. Louisiana Tech-TUCKER, Israel 16-71; DANCY, Jaqwis 5-49; SMITH, J'Mar 8-25; HENDERSON, J. 6-23; HARRIS, Smoke 3-5; TEAM 3-minus 3.

PASSING: Grambling State-Hickbottom, Ger. 26-40-0-239. Louisiana Tech-SMITH, J'Mar 17-25-0-220.

RECEIVING: Grambling State-Rash, Lyndon 7-57; Davis, DeVante 5-46; Richardson, Ray 4-63; Guice, Quintin 3-31; Johnson, Donald 3-14; Brutton, Darquez 2-9; Elder, Keilon 1-11; Nichols, Jakarie 1-8. Louisiana Tech-POWELL, Cee Jay 4-57; HEBERT, Griffin 3-68; HARDY, Adrian 3-31; TUCKER, Israel 3-16; HARRIS, Smoke 2-3; STANLEY, Malik 1-40; WOODARD, J. 1-5.

INTERCEPTIONS: Grambling State-None. Louisiana Tech-None.

FUMBLES: Grambling State-Elder, Keilon 1-1. Louisiana Tech-SMITH, J'Mar 2-0.

SACKS (UA-A): Grambling State-Vaughn, Brendan 0-1; Gordon, Najee 0-1. Louisiana Tech-BARNETT, E. 0-2; WILLIAMSON, B. 0-1; SCOTT, Collin 0-1; MASON, K. 1-0.

TACKLES (UA-A): Grambling State-Vaughn, Brendan 3-8; Crumitie, Damien 4-3; McWilliams, Joe 4-0; Dillard, Cody 2-3; Gordon, Najee 2-1; Elder, Keilon 2-1; Mullins, Anfernee 1-3; Freeman, Donald 2-0; Fields, Dan. 2-0; Cherry, Trevon 2-0; Boston, Anthony 1-2; Britten, Marquis 1-1; Dotson, Mart. 1-1; Hogue, DeAndre 1-1; Green, Wesley 1-1; Wiggs, Brandon 0-3; Scott, Dantrize 0-3; Dominique, Kevin 1-0; Richardson, Cam. 1-0; Martin, Devanir 1-0; Mendez, Miguel 1-0; Foster, Koby 0-1; Jackson, Marchea 0-1; Dunn, Treylan 0-1; Richard, Justin 0-1; Fontenot, Kenan 0-1. Louisiana Tech-TAYLOR, Connor 8-3; SCOTT, Collin 3-6; JACKSON, James 3-4; SAM, Michael 4-1; BARNETT, E. 3-3; WILLIAMSON, B. 3-3; BAKER, Willie 3-3; ROBERTSON, Aaron 3-2; WILLIAMS, M. 2-4; BALDWIN, Trey 3-1; ROBERTSON, Amik 2-3; WALLACE, C. 1-4; ZAYED, Alex 1-4; ALLEN, Tristan 2-1; MASON, K. 2-1; COLE, Jaiden 2-1; DAVENPORT, L. 1-3; LEWIS, Darryl 1-2; HANNIBAL, Zach 1-0; CLEVELAND, R. 0-1; JACKSON, D.J. 0-1; SNEED, L'Jarvis 0-1.

Stadium: Joe Aillet Stadium **Attendance:** 23174

Kickoff time: 2:33 PM **End of Game:** 6:01 PM **Total elapsed time:** 3:28

Officials: Referee: Kevin Randall; Umpire: Tony Barrial; Linesman: Graig Reed; **Line judge:** Jonathan May; Back judge: Stephen Hrdlick; Field judge: Clarence Cotten; Side judge: Tony Sands; Center judge: Tobian Johnson; **Temperature:** 98 **Wind:** 5 Mile N **Weather:** Sunny

2019 GAME RECAPS

LOUISIANA TECH 35 | BOWLING GREEN - 7

SEPT. 14 • BOWLING GREEN, OHIO

BOWLING GREEN, Ohio – Jaqwis Dancy rushed for two touchdowns and Amik Robertson led a solid defensive effort with a pick six as the Bulldogs defeated Bowling Green 35-7 Saturday afternoon at Doyt Perry Stadium.

After allowing a touchdown on Bowling Green's first offensive possession of the game, the Bulldog defense stood tall for the remainder of the game, including come up with four fourth down stops – two inside its own five yard line with the game still in doubt.

Robertson's 36-yard interception return for a score with 10:23 to play in the first quarter gave the Bulldogs a 14-7 advantage, a lead it would not relinquish the rest of the day. Robertson stepped in front of a Darius Wade pass and raced untouched down the sideline for the score.

The Tech defense held Wade to just 18-of-38 passes for 171 yards while limiting the Falcons to only 290 total yards of offense. Bowling Green rushed 47 times for just 119 yards in the contest.

The Tech defense held Wade to just 18-of-38 passes for 171 yards while limiting the Falcons to only 290 total yards of offense. Bowling Green rushed 47 times for just 119 yards in the contest.

The Bulldog offense made the most of the defenses stop. Tech took only four plays to drive 94 yards as Dancy took a pitch off the left side for an eight-yard TD run. The highlight of the drive outside of the score was a 75-yard run up the middle by Justin Henderson, a play that took the ball inside the Falcons red zone.

After a scoreless fourth quarter, Tech added a pair of TDs in the final stanza. Dancy scored on a two-yard plunge with 14:49 to play in the game while Smith found Harris from 27 yards out with just over 10 minutes remaining.

Smith was solid behind center, completing 19-of-26 passes for 267 yards and two scores. Adrian Hardy led Tech with six catches for 95 yards while Harris added five catches for 64 yards and the one score.

SCORE BY QUARTERS	1	2	3	4	SCORE	
Louisiana Tech	14	7	0	14	35	Record: (2-1)
Bowling Green	7	0	0	0	7	Record: (1-2)

SCORING SUMMARY:

1st	12:14	BGSU	DENLEY, Bryson 1 yd run (NEEDHAM, Nate kick), 7-68 2:46, LATECH 0 - BGSU 7
	11:11	LATECH	GRAHAM, Isaiah 49 yd pass from SMITH, J'Mar (HALE, Bailey kick), 3-60 0:58, LATECH 7 - BGSU 7
	10:23	LATECH	ROBERTSON, Amik 36 yd interception return (HALE, Bailey kick), , LATECH 14 - BGSU 7
2nd	05:49	LATECH	DANCY, Jaqwis 8 yd run (HALE, Bailey kick), 4-94 1:40, LATECH 21 - BGSU 7
4th	14:49	LATECH	DANCY, Jaqwis 2 yd run (HALE, Bailey kick), 5-65 1:27, LATECH 28 - BGSU 7
	10:19	LATECH	HARRIS, Smoke 27 yd pass from SMITH, J'Mar (HALE, Bailey kick), 7-53 3:35, LATECH 35 - BGSU 7

TEAM STATISTICS	LA TECH	UT
FIRST DOWNS	20	15
RUSHES-YARDS (NET)	36-129	47-119
PASSING YDS (NET)	324	171
Passes Att-Comp-Int	32-24-1	38-18-1
TOTAL OFFENSE PLAYS-YARDS	68-453	85-290
Fumble Returns-Yards	0-0	0-0
Punt Returns-Yards	2-9	1-11
Kickoff Returns-Yards	2-42	6-142
Interception Returns-Yards	1-36	1-0
Punts (Number-Avg)	7-36.3	8-39.9
Fumbles-Lost	3-1	2-0
Penalties-Yards	8-85	6-60
Possession Time	31:39	28:21
Third-Down Conversions	4 of 13	6 of 21
Fourth-Down Conversions	0 of 1	1 of 5
Red-Zone Scores-Chances	2-3	1-4
Sacks By: Number-Yards	0-0	5-27

RUSHING: Louisiana Tech-HENDERSON, J. 9-95; DANCY, Jaqwis 8-31; MARCUS, DeAndre 4-14; ALLEN, Aaron 4-6; TEAM 1-minus 2; ELLIOTT, Westin 1-minus 7; SMITH, J'Mar 9-minus 8. Bowling Green-JONES, Davon 13-48; WADE, Darius 12-46; CLAIR, Andrew 11-11; DENLEY, Bryson 6-11; SEALEY, Nigel 3-6; LOY, Grant 1-0; WAYNE-PRATHER 1-minus 3.

PASSING: Louisiana Tech-SMITH, J'Mar 19-26 0-267; ALLEN, Aaron 5-5 0-57; ELLIOTT, Westin 0-1-1-0. Bowling Green-WADE, Darius 18-38-1-171.

RECEIVING: Louisiana Tech-HARDY, Adrian 6-95; HARRIS, Smoke 5-64; POWELL, Cee Jay 3-32; DANCY, Jaqwis 3-24; STANLEY, Malik 2-27; HEBERT, Griffin 2-22; GRAHAM, Isaiah 1-49; HENDERSON, J. 1-8; MARCUS, DeAndre 1-3. Bowling Green-MORRIS, Quintin 6-90; CLAIR, Andrew 3-7; ORTEGA-JONES, J 2-35; MARLOW, RB 2-24; WAYNE-PRATHER 2-4; DORRIS, Austin 1-8; DENLEY, Bryson 1-2; JONES, Davon 1-1.

INTERCEPTIONS: Louisiana Tech-ROBERTSON, Amik 1-36. Bowling Green-PERCE, Brandon 1-0.

FUMBLES: Louisiana Tech-HENDERSON, J. 1-1; ELLIOTT, Westin 1-0; ALLEN, Aaron 1-0. Bowling Green-DENLEY, Bryson 1-0; WADE, Darius 1-0.

SACKS (UA-A): Louisiana Tech-None. Bowling Green-JACKSON, Melvin 1-0; ROBERTS, Jerry 1-0; COLEMAN, Kholbe 1-0; HAIGLER, D. 1-0; KONOWALSKI, Dav 1-0.

TACKLES (UA-A): Louisiana Tech-ROBERTSON, Amik 7-3; JACKSON, James 7-2; BARNETT, E. 4-4; SNEED, L'Jarius 3-6; WILLIAMS, M. 5-0; WILLIAMSON, B. 3-2; ZAYED, Alex 3-1; SCOTT, Collin 2-2; ROBERSON, Aaron 2-1; SAM, Michael 1-3; TAYLOR, Connor 1-3; MASON, K. 2-0; BAKER, Willie 1-2; WALLACE, C. 0-4; SHAW, Steven 1-1; COLE, Jaiden 1-1; SPENCER, Trey 1-1; ADAMS, Jacob 1-0; HANNIBAL, Zach 1-0; BALDWIN, Trey 1-0; LEWIS, Darryl 0-2; CALHOUN, B. 0-1; ALLEN, Tristan 0-1. Bowling Green-COLEMAN, Kholbe 8-5; BOZEMAN, Jamari 7-2; KONOWALSKI, Dav 6-0; ROBERTS, Jerry 4-4; PERCE, Brandon 2-6; JACKSON, Melvin 3-1; MCBRIDE, Jerry 2-3; LAUTANEN, Nico 2-3; BIGGERS, Caleb 3-0; BROOKS, Karl 1-3; REDDING, Ty 2-0; SOTOLONGO, Ant. 1-1; HAIGLER, D. 1-0; SALGUERO, E. 0-2.

Stadium: Doyt Perry Stadium **Attendance:** 18021

Kickoff time: 5:00 pm **End of Game:** 8:18 pm **Total elapsed time:** 3:18

Officials: Referee: Billy Williams; Umpire: Greg Adams; Linesman: Hugo Cruz;

Line judge: Jeremy Harris; Back judge: Brett Toney; Field judge: Chris Scott;

Side judge: LaShell Nelson; Center judge: Patrick Foy;

Temperature: 77 deg **Wind:** W 10 mph **Weather:** Sunny



2019 Louisiana Tech Football
Louisiana Tech Game Results (as of Sep 14, 2019)
All games



Date	Opponent	Score	Overall	Conference	Time	Attend
Aug 31, 2019	at #10 Texas	L 14-45	0-1	0-0	3:23	93418
Sep 07, 2019	GRAMBLING STATE	W 20-14	1-1	0-0	3:28	23174
Sep 14, 2019	at Bowling Green	W 35-7	2-1	0-0	3:18	18021



2019 Louisiana Tech Football
Louisiana Tech Overall Team Statistics (as of Sep 14, 2019)
All games



Team Statistics	LATECH	OPP
SCORING	69	66
Points Per Game	23.0	22.0
Points Off Turnovers	7	17
FIRST DOWNS	65	71
Rushing	21	29
Passing	40	37
Penalty	4	5
RUSHING YARDAGE	372	488
Yards gained rushing	439	534
Yards lost rushing	67	46
Rushing Attempts	103	128
Average Per Rush	3.6	3.8
Average Per Game	124.0	162.7
TDs Rushing	3	4
PASSING YARDAGE	884	711
Comp-Att-Int	76-111-3	75-121-1
Average Per Pass	8.0	5.9
Average Per Catch	11.6	9.5
Average Per Game	294.7	237.0
TDs Passing	5	5
TOTAL OFFENSE	1256	1199
Total Plays	214	249
Average Per Play	5.9	4.8
Average Per Game	418.7	399.7
KICK RETURNS: #-Yards	7-155	12-267
PUNT RETURNS: #-Yards	4-36	1-11
INT RETURNS: #-Yards	1-36	3-16
KICK RETURN AVERAGE	22.1	22.2
PUNT RETURN AVERAGE	9.0	11.0
INT RETURN AVERAGE	36.0	5.3
FUMBLES-LOST	6-2	4-2
PENALTIES-Yards	19-163	13-122
Average Per Game	54.3	40.7
PUNTS-Yards	13-479	15-623
Average Per Punt	36.8	41.5
Net punt average	36.0	37.8
KICKOFFS-Yards	14-798	12-675
Average Per Kick	57.0	56.2
Net kick average	37.9	39.2
TIME OF POSSESSION/Game	31:03	28:57
3RD-DOWN Conversions	13/39	21/52
3rd-Down Pct	33%	40%
4TH-DOWN Conversions	1/5	2/10
4th-Down Pct	20%	20%
SACKS BY-Yards	4-18	7-34
MISC YARDS	0	0
TOUCHDOWNS SCORED	9	9
FIELD GOALS-ATTEMPTS	2-4	1-4
ON-SIDE KICKS	0-0	1-1
RED-ZONE SCORES	(6-8) 75%	(6-12) 50%
RED-ZONE TOUCHDOWNS	(5-8) 63%	(6-12) 50%
PAT-ATTEMPTS	(9-9) 100%	(9-9) 100%
ATTENDANCE	23174	111439
Games/Avg Per Game	1/23174	2/55720
Neutral Site Games		0/0

Score by Quarters	1st	2nd	3rd	4th	OT	Total
Louisiana Tech	21	20	0	28	0	69
Opponents	14	17	21	14	0	66



2019 Louisiana Tech Football
 Louisiana Tech Overall Individual Statistics (as of Sep 14, 2019)
 All games



Rushing	gp	att	gain	loss	net	avg	td	lg	avg/g
HENDERSON, J.	3	20	136	0	136	6.8	1	75	45.3
DANCY, Jaqwis	3	20	108	3	105	5.2	2	31	35.0
TUCKER, Israel	2	22	88	5	83	3.8	0	18	41.5
SMITH, J'Mar	3	22	62	37	25	1.1	0	11	8.3
MARCUS, DeAndre	3	5	21	0	21	4.2	0	9	7.0
ALLEN, Aaron	1	4	12	6	6	1.5	0	5	6.0
HARRIS, Smoke	3	3	9	4	5	1.7	0	9	1.7
HOLLY, Bobby	3	2	3	0	3	1.5	0	2	1.0
TEAM	3	4	0	5	-5	-1.2	0	0	-1.7
ELLIOTT, Westin	2	1	0	7	-7	-7.0	0	0	-3.5
Total	3	103	439	67	372	3.6	3	75	124.0
Opponents	3	128	534	46	488	3.8	4	25	162.7

Passing	gp	effic	comp-att-int	pct	yds	td	lg	avg/g
SMITH, J'Mar	3	150.21	70-102-1	68.6	818	5	49	272.7
ALLEN, Aaron	1	195.76	5-5-0	100.0	57	0	19	57.0
ELLIOTT, Westin	2	-56.10	1-4-2	25.0	9	0	9	4.5
Total	3	144.83	76-111-3	68.5	884	5	49	294.7
Opponents	3	123.33	75-121-1	62.0	711	5	59	237.0

Receiving	gp	no.	yds	avg	td	lg	avg/g
POWELL, Cee Jay	3	13	145	11.2	0	19	48.3
HARRIS, Smoke	3	13	125	9.6	1	27	41.7
HARDY, Adrian	3	12	164	13.7	0	41	54.7
HEBERT, Griffin	3	10	140	14.0	2	40	46.7
STANLEY, Malik	3	7	115	16.4	1	40	38.3
TUCKER, Israel	2	6	40	6.7	0	12	20.0
GRAHAM, Isaiah	3	5	88	17.6	1	49	29.3
DANCY, Jaqwis	3	5	42	8.4	0	13	14.0
MARCUS, DeAndre	3	2	12	6.0	0	9	4.0
HENDERSON, J.	3	1	8	8.0	0	8	2.7
WOODARD, J.	3	1	5	5.0	0	5	1.7
HOLLY, Bobby	3	1	0	0.0	0	0	0.0
Total	3	76	884	11.6	5	49	294.7
Opponents	3	75	711	9.5	5	59	237.0

Punt Returns	no.	yds	avg	td	lg
POWELL, Cee Jay	2	9	4.5	0	7
SAM, Michael	2	27	13.5	0	27
Total	4	36	9.0	0	27
Opponents	1	11	11.0	0	11

Interceptions	no.	yds	avg	td	lg
ROBERTSON, Amik	1	36	36.0	1	36
Total	1	36	36.0	1	36
Opponents	3	16	5.3	0	16

Kick Returns	no.	yds	avg	td	lg
HARRIS, Smoke	7	155	22.1	0	43
Total	7	155	22.1	0	43
Opponents	12	267	22.2	0	36

Fumble Returns	no.	yds	avg	td	lg
Total	0	0	0.0	0	0
Opponents	0	0	0.0	0	0



2019 Louisiana Tech Football
Louisiana Tech Overall Individual Statistics (as of Sep 14, 2019)
All games



Scoring	td	fg	PAT				dpx	saf	pts
			kick	rush	rcv	pass			
HALE, Bailey	-	2-4	9-9	-	-	-	-	-	15
DANCY, Jaqwis	2	-	-	-	-	-	-	-	12
HEBERT, Griffin	2	-	-	-	-	-	-	-	12
HENDERSON, J.	1	-	-	-	-	-	-	-	6
GRAHAM, Isaiah	1	-	-	-	-	-	-	-	6
STANLEY, Malik	1	-	-	-	-	-	-	-	6
ROBERTSON, Amik	1	-	-	-	-	-	-	-	6
HARRIS, Smoke	1	-	-	-	-	-	-	-	6
Total	9	2-4	9-9	-	-	-	-	-	69
Opponents	9	1-4	9-9	-	-	-	-	-	66

Total Offense	g	plays	rush	pass	total	avg/g
SMITH, J'Mar	3	124	25	818	843	281.0
HENDERSON, J.	3	20	136	0	136	45.3
DANCY, Jaqwis	3	20	105	0	105	35.0
TUCKER, Israel	2	22	83	0	83	41.5
ALLEN, Aaron	1	9	6	57	63	63.0
MARCUS, DeAndre	3	5	21	0	21	7.0
HARRIS, Smoke	3	3	5	0	5	1.7
HOLLY, Bobby	3	2	3	0	3	1.0
ELLIOTT, Westin	2	5	-7	9	2	1.0
TEAM	3	4	-5	0	-5	-1.7
Total	3	214	372	884	1256	418.7
Opponents	3	249	488	711	1199	399.7

Field Goals	fg	pct.	01-19	20-29	30-39	40-49	50-99	lg	blk
HALE, Bailey	2-4	50.0	0-0	0-0	1-1	1-3	0-0	48	0

FG Sequence	Louisiana Tech	Opponents
Texas	43,43	(43),49
Grambling State	(33),(48)	48
Bowling Green	-	25

Numbers in (parentheses) indicate field goal was made.

Punting	no.	yds	avg	lg	tb	fc	i20	50+	blk
FARLOW, Brady	12	463	38.6	50	0	9	3	1	1
TEAM	1	16	16.0	16	0	0	0	0	0
Total	13	479	36.8	50	0	9	3	1	1
Opponents	15	623	41.5	55	1	7	6	3	0

Kickoffs	no.	yds	avg	tb	ob	retn	net	ydln
HALE, Bailey	14	798	57.0	0	0			
Total	14	798	57.0	0	0	22.2	37.9	27
Opponents	12	675	56.2	2	0	22.1	39.2	25



2019 Louisiana Tech Football
Louisiana Tech Overall Individual Statistics (as of Sep 14, 2019)
All games



All Purpose	g	rush	rcv	pr	kr	ir	total	avg/g
HARRIS, Smoke	3	5	125	0	155	0	285	95.0
HARDY, Adrian	3	0	164	0	0	0	164	54.7
POWELL, Cee J	3	0	145	9	0	0	154	51.3
DANCY, Jaqwis	3	105	42	0	0	0	147	49.0
HENDERSON, J	3	136	8	0	0	0	144	48.0
HEBERT, Griffin	3	0	140	0	0	0	140	46.7
TUCKER, Israel	2	83	40	0	0	0	123	61.5
STANLEY, Malik	3	0	115	0	0	0	115	38.3
GRAHAM, Isaia	3	0	88	0	0	0	88	29.3
ROBERTSON, A	3	0	0	0	0	36	36	12.0
MARCUS, DeAn	3	21	12	0	0	0	33	11.0
SAM, Michael	3	0	0	27	0	0	27	9.0
SMITH, J'Mar	3	25	0	0	0	0	25	8.3
ALLEN, Aaron	1	6	0	0	0	0	6	6.0
WOODARD, J.	3	0	5	0	0	0	5	1.7
HOLLY, Bobby	3	3	0	0	0	0	3	1.0
TEAM	3	-5	0	0	0	0	-5	-1.7
ELLIOTT, Westi	2	-7	0	0	0	0	-7	-3.5
Total	3	372	884	36	155	36	1483	494.3
Opponents	3	488	711	11	267	16	1493	497.7



2019 Louisiana Tech Football
 Louisiana Tech Overall Defensive Statistics (as of Sep 14, 2019)
 All games

##	Defensive Leaders	gp	Tackles				tfl/yds	Sacks no-yds	Pass defense			Fumbles		blkd	
			ua	a	tot				int-yds	brup	qbh	rcv-yds	ff	kick	saf
10	JACKSON, James	3	18	7	21.5	0.5-2	1	.	.	
35	SCOTT, Collin	3	12	10	17.0	1.5-2	0.5-1	.	.	2	
21	ROBERTSON, Amik	3	13	6	16.0	2.0-5	.	1-36	4	1	
2	TAYLOR, Connor	3	12	7	15.5	2.0-13	1.0-6	.	.	2	1-0	2	.	.	
5	SAM, Michael	3	10	5	12.5	1.0-1	.	.	2	
46	BARNETT, E.	3	9	7	12.5	2.5-6	1.0-3	.	.	1	
97	WILLIAMS, M.	3	9	4	11.0	1.0-1	.	.	.	1	
1	SNEED, L'Jarius	3	7	7	10.5	0.5-0	.	.	1	
25	WILLIAMSON, B.	3	7	6	10.0	0.5-4	0.5-4	
85	BAKER, Willie	3	7	5	9.5	1.5-7	.	.	.	1	
30	ROBERSON, Aaron	3	7	3	8.5	.	.	.	4	
48	ZAYED, Alex	3	6	5	8.5	
4	LEWIS, Darryl	3	5	4	7.0	
3	BALDWIN, Trey	3	5	1	5.5	1	
90	WALLACE, C.	3	1	8	5.0	0.5-1	
96	MASON, K.	3	4	1	4.5	1.0-4	1.0-4	
7	COLE, Jaiden	3	3	2	4.0	1.0-3	
43	ALLEN, Tristan	3	2	2	3.0	
92	DAVENPORT, L.	3	1	3	2.5	
18	HANNIBAL, Zach	3	2	.	2.0	.	.	.	1	
91	SHAW, Steven	3	1	1	1.5	
32	SPENCER, Trey	2	1	1	1.5	0.5-0	
45	ADAMS, Jacob	3	1	.	1.0	
8	SMITH, J'Mar	3	1	.	1.0	
9	HALE, Bailey	3	1	.	1.0	
52	JACKSON, D.J.	3	.	1	0.5	
17	CALHOUN, B.	3	.	1	0.5	
34	CLEVELAND, R.	2	.	1	0.5	
TM	TEAM	3	1-0	.	.	.	
	Total	3	145	98	194.0	16-49	4-18	1-36	12	9	2-0	3	.	.	
	Opponents	3	126	86	169.0	15-65	7-34	3-16	9	2	2-0	2	1	.	



2019 Louisiana Tech Football
Louisiana Tech Team Game-by-Game (as of Sep 14, 2019)
All games

TEAM STATISTICS

Date	Opponent	Rushing				Receiving				Passing				Kick Returns				Punt Returns				tot off
		no.	yds	td	lg	no.	yds	td	lg	cmp-att-int	yds	td	lg	no.	yds	td	lg	no.	yds	td	lg	
Aug 31	at Texas	26	73	0	17	35	340	2	26	35-54-2	340	2	26	3	38	0	20	1	0	0	0	413
Sep 07	GRAMBLING STATE	41	170	1	31	17	220	1	40	17-25-0	220	1	40	2	75	0	43	1	27	0	27	390
Sep 14	at Bowling Green	36	129	2	75	24	324	2	49	24-32-1	324	2	49	2	42	0	25	2	9	0	7	453
Opponents		103	372	3	75	76	884	5	49	76-111-3	884	5	49	7	155	0	43	4	36	0	27	1256
Opponents		128	488	4	25	75	711	5	59	75-121-1	711	5	59	12	267	0	36	1	11	0	11	1199

Games: 3 • Avg/rush: 3.6 • Avg/catch: 11.6 • Pass effic: 144.83 • KR avg: 22.1 • PR avg: 9.0 • All purpose avg/game: 494.3 • Total offense avg/gm: 418.7

Date	Opponent	Tackles				Sacks no-yds	Fumble		Pass Defense			blkd kick	PAT Attempts			off			
		ua	a	total	tfl-yds		ff	fr-yds	int-yds	qbh	brup		kick	rush	rcv	saf	t/o	pts	
Aug 31	at Texas	50	6	53.0	3.0-12	1.0-6	1	1-0	0-0	0	2	0	2-2	0	0	0	0	0	14
Sep 07	GRAMBLING STATE	48	52	74.0	5.0-20	3.0-12	1	1-0	0-0	3	5	0	2-2	0	0	0	0	0	20
Sep 14	at Bowling Green	47	40	67.0	8.0-17	0.0-0	1	0-0	1-36	6	5	0	5-5	0	0	0	0	7	35
Opponents		145	98	194.0	16.0-49	4.0-18	3	2-0	1-36	9	12	0	9-9	0	0	0	0	7	69
Opponents		126	86	169.0	15.0-65	7.0-34	2	2-0	3-16	2	9	1	9-9	0	0	0	0	17	66

Date	Opponent	Punting							Field Goals			Kickoffs						
		no.	yds	avg	long	blkd	tb	fc	50+	i20	md-att	long	blkd	no.	yds	avg	tb	ob
Aug 31	at Texas	2	71	35.5	39	0	0	1	0	0	0-2	0	0	3	150	50.0	0	0
Sep 07	GRAMBLING STATE	4	154	38.5	44	0	0	4	0	1	2-2	48	0	5	289	57.8	0	0
Sep 14	at Bowling Green	7	254	36.3	50	1	0	4	1	2	0-0	0	0	6	359	59.8	0	0
Opponents		13	479	36.8	50	1	0	9	1	3	2-4	48	0	14	798	57.0	0	0
Opponents		15	623	41.5	55	0	1	7	3	6	1-4	43	0	12	675	56.2	2	0



2019 Louisiana Tech Football
Louisiana Tech Opponent Game-by-Game (as of Sep 14, 2019)
All games



OPPONENT STATISTICS

Date	Opponent	Rushing				Receiving				Passing				Kick Returns				Punt Returns				tot off
		no.	yds	td	lg	no.	yds	td	lg	cmp-att-int	yds	td	lg	no.	yds	td	lg	no.	yds	td	lg	
Aug 31	at Texas	30	153	2	19	31	301	4	28	31-43-0	301	4	28	2	53	0	36	0	0	0	0	454
Sep 07	GRAMBLING STATE	51	216	1	25	26	239	1	27	26-40-0	239	1	27	4	72	0	24	0	0	0	0	455
Sep 14	at Bowling Green	47	119	1	21	18	171	0	59	18-38-1	171	0	59	6	142	0	32	1	11	0	11	290
Louisiana Tech		128	488	4	25	75	711	5	59	75-121-1	711	5	59	12	267	0	36	1	11	0	11	1199
Louisiana Tech		103	372	3	75	76	884	5	49	76-111-3	884	5	49	7	155	0	43	4	36	0	27	1256

Games: 3 • Avg/rush: 3.8 • Avg/catch: 9.5 • Pass effic: 123.33 • KR avg: 22.2 • PR avg: 11.0 • All purpose avg/game: 497.7 • Total offense avg/gm: 399.7

Date	Opponent	Tackles				Sacks no-yds	Fumble		Pass Defense			blkd kick	PAT Attempts			off			
		ua	a	total	tfl-yds		ff	fr-yds	int-yds	qbh	brup		kick	rush	rcv	saf	t/o	pts	
Aug 31	at Texas	51	20	61.0	5.0-14	1.0-6	1	1-0	2-16	1	6	0	6-6	0	0	0	0	17	45
Sep 07	GRAMBLING STATE	33	36	51.0	3.0-11	1.0-1	0	0-0	0-0	0	0	0	2-2	0	0	0	0	0	14
Sep 14	at Bowling Green	42	30	57.0	7.0-40	5.0-27	1	1-0	1-0	1	3	1	1-1	0	0	0	0	0	7
Louisiana Tech		126	86	169.0	15.0-65	7.0-34	2	2-0	3-16	2	9	1	9-9	0	0	0	0	17	66
Louisiana Tech		145	98	194.0	16.0-49	4.0-18	3	2-0	1-36	9	12	0	9-9	0	0	0	0	7	69

Date	Opponent	Punting							Field Goals			Kickoffs						
		no.	yds	avg	long	blkd	tb	fc	50+	i20	md-att	long	blkd	no.	yds	avg	tb	ob
Aug 31	at Texas	3	123	41.0	48	0	0	2	0	1	1-2	43	0	8	429	53.6	2	0
Sep 07	GRAMBLING STATE	4	181	45.2	52	0	1	2	1	1	0-1	0	0	2	129	64.5	0	0
Sep 14	at Bowling Green	8	319	39.9	55	0	0	3	2	4	0-1	0	0	2	117	58.5	0	0
Louisiana Tech		15	623	41.5	55	0	1	7	3	6	1-4	43	0	12	675	56.2	2	0
Louisiana Tech		13	479	36.8	50	1	0	9	1	3	2-4	48	0	14	798	57.0	0	0



2019 Louisiana Tech Football
Louisiana Tech Game Superlatives (as of Sep 14, 2019)
All games

INDIVIDUAL GAME HIGHS

Rushes	16	TUCKER, Israel vs Grambling State (Sep 07, 2019)
Yards Rushing	95	HENDERSON, J. at Bowling Green (Sep 14, 2019)
TD Rushes	2	DANCY, Jaqwis at Bowling Green (Sep 14, 2019)
Long Rush	75	HENDERSON, J. at Bowling Green (Sep 14, 2019)
Pass attempts	51	SMITH, J'Mar at Texas (Aug 31, 2019)
Pass completions	34	SMITH, J'Mar at Texas (Aug 31, 2019)
Yards Passing	331	SMITH, J'Mar at Texas (Aug 31, 2019)
TD Passes	2	SMITH, J'Mar at Texas (Aug 31, 2019)
	2	SMITH, J'Mar at Bowling Green (Sep 14, 2019)
Long Pass	49	SMITH, J'Mar at Bowling Green (Sep 14, 2019)
Receptions	6	HARRIS, Smoke at Texas (Aug 31, 2019)
	6	POWELL, Cee Jay at Texas (Aug 31, 2019)
	6	HARDY, Adrian at Bowling Green (Sep 14, 2019)
Yards Receiving	95	HARDY, Adrian at Bowling Green (Sep 14, 2019)
TD Receptions	1	HEBERT, Griffin at Texas (Aug 31, 2019)
	1	STANLEY, Malik at Texas (Aug 31, 2019)
	1	HEBERT, Griffin vs Grambling State (Sep 07, 2019)
	1	GRAHAM, Isaiah at Bowling Green (Sep 14, 2019)
	1	HARRIS, Smoke at Bowling Green (Sep 14, 2019)
Long Reception	49	GRAHAM, Isaiah at Bowling Green (Sep 14, 2019)
Field Goals	2	HALE, Bailey vs Grambling State (Sep 07, 2019)
Long Field Goal	48	HALE, Bailey vs Grambling State (Sep 07, 2019)
Punts	6	FARLOW, Brady at Bowling Green (Sep 14, 2019)
Punting Avg	39.7	FARLOW, Brady at Bowling Green (Sep 14, 2019)
Long Punt	50	FARLOW, Brady at Bowling Green (Sep 14, 2019)
Punts inside 20	2	FARLOW, Brady at Bowling Green (Sep 14, 2019)
Long Punt Return	27	SAM, Michael vs Grambling State (Sep 07, 2019)
Long Kickoff Return	43	HARRIS, Smoke vs Grambling State (Sep 07, 2019)
Tackles	9.5	TAYLOR, Connor vs Grambling State (Sep 07, 2019)
Sacks	1.0	TAYLOR, Connor at Texas (Aug 31, 2019)
	1.0	BARNETT, E. vs Grambling State (Sep 07, 2019)
	1.0	MASON, K. vs Grambling State (Sep 07, 2019)
Tackles For Loss	2.0	ROBERTSON, Amik at Bowling Green (Sep 14, 2019)
Interceptions	1	ROBERTSON, Amik at Bowling Green (Sep 14, 2019)



2019 Louisiana Tech Football
Louisiana Tech Game Superlatives (as of Sep 14, 2019)
All games

TEAM GAME HIGHS

Rushes	41	vs Grambling State (Sep 07, 2019)
Yards Rushing	170	vs Grambling State (Sep 07, 2019)
Yards Per Rush	4.1	vs Grambling State (Sep 07, 2019)
TD Rushes	2	at Bowling Green (Sep 14, 2019)
Pass attempts	54	at Texas (Aug 31, 2019)
Pass completions	35	at Texas (Aug 31, 2019)
Yards Passing	340	at Texas (Aug 31, 2019)
Yards Per Pass	10.1	at Bowling Green (Sep 14, 2019)
TD Passes	2	at Texas (Aug 31, 2019)
	2	at Bowling Green (Sep 14, 2019)
Total Plays	80	at Texas (Aug 31, 2019)
Total Offense	453	at Bowling Green (Sep 14, 2019)
Yards Per Play	6.7	at Bowling Green (Sep 14, 2019)
Points	35	at Bowling Green (Sep 14, 2019)
Sacks By	3	vs Grambling State (Sep 07, 2019)
First Downs	25	at Texas (Aug 31, 2019)
Penalties	8	at Bowling Green (Sep 14, 2019)
Penalty Yards	85	at Bowling Green (Sep 14, 2019)
Turnovers	3	at Texas (Aug 31, 2019)
Interceptions By	1	at Bowling Green (Sep 14, 2019)
Punts	7	at Bowling Green (Sep 14, 2019)
Punting Avg	38.5	vs Grambling State (Sep 07, 2019)
Long Punt	50	at Bowling Green (Sep 14, 2019)
Punts inside 20	2	at Bowling Green (Sep 14, 2019)
Long Punt Return	27	vs Grambling State (Sep 07, 2019)



2019 Louisiana Tech Football
Louisiana Tech Game Superlatives (as of Sep 14, 2019)
All games

OPPONENT INDIVIDUAL GAME HIGHS

Rushes	16	Dominique, Kevin, vs Grambling State (Sep 07, 2019)
Yards Rushing	78	Keaontay Ingram, at Texas (Aug 31, 2019)
TD Rushes	1	Keaontay Ingram, at Texas (Aug 31, 2019)
	1	Casey Thompson, at Texas (Aug 31, 2019)
	1	Nichols, Jakarie, vs Grambling State (Sep 07, 2019)
	1	DENLEY, Bryson, at Bowling Green (Sep 14, 2019)
Long Rush	25	Hickbottom, Ger., vs Grambling State (Sep 07, 2019)
Pass attempts	40	Hickbottom, Ger., vs Grambling State (Sep 07, 2019)
Pass completions	28	Sam Ehlinger, at Texas (Aug 31, 2019)
Yards Passing	276	Sam Ehlinger, at Texas (Aug 31, 2019)
TD Passes	4	Sam Ehlinger, at Texas (Aug 31, 2019)
Long Pass	59	WADE, Darius, at Bowling Green (Sep 14, 2019)
Receptions	9	Devin Duvernay, at Texas (Aug 31, 2019)
Yards Receiving	90	MORRIS, Quintin, at Bowling Green (Sep 14, 2019)
TD Receptions	2	Brennan Eagles, at Texas (Aug 31, 2019)
Long Reception	59	MORRIS, Quintin, at Bowling Green (Sep 14, 2019)
Field Goals	1	Cameron Dicker, at Texas (Aug 31, 2019)
Long Field Goal	43	Cameron Dicker, at Texas (Aug 31, 2019)
Punts	8	NARANJO, Matt, at Bowling Green (Sep 14, 2019)
Punting Avg	45.2	Mendez, Miguel, vs Grambling State (Sep 07, 2019)
Long Punt	55	NARANJO, Matt, at Bowling Green (Sep 14, 2019)
Punts inside 20	4	NARANJO, Matt, at Bowling Green (Sep 14, 2019)
Long Punt Return	11	ROGERS, Jake, at Bowling Green (Sep 14, 2019)
Long Kickoff Return	36	Devin Duvernay, at Texas (Aug 31, 2019)
Tackles	10.5	COLEMAN, Kholbe, at Bowling Green (Sep 14, 2019)
Sacks	1.0	DeMar Overshown, at Texas (Aug 31, 2019)
	1.0	JACKSON, Melvin, at Bowling Green (Sep 14, 2019)
	1.0	KONOWALSKI, Dav, at Bowling Green (Sep 14, 2019)
	1.0	ROBERTS, Jerry, at Bowling Green (Sep 14, 2019)
	1.0	HAIGLER, D., at Bowling Green (Sep 14, 2019)
	1.0	COLEMAN, Kholbe, at Bowling Green (Sep 14, 2019)
Tackles For Loss	2.0	KONOWALSKI, Dav, at Bowling Green (Sep 14, 2019)
	2.0	ROBERTS, Jerry, at Bowling Green (Sep 14, 2019)
Interceptions	1	DeMar Overshown, at Texas (Aug 31, 2019)
	1	Joseph Ossai, at Texas (Aug 31, 2019)
	1	PERCE, Brandon, at Bowling Green (Sep 14, 2019)



2019 Louisiana Tech Football
Louisiana Tech Game Superlatives (as of Sep 14, 2019)
All games

OPPONENT TEAM GAME HIGHS

Rushes	51	vs Grambling State (Sep 07, 2019)
Yards Rushing	216	vs Grambling State (Sep 07, 2019)
Yards Per Rush	5.1	at Texas (Aug 31, 2019)
TD Rushes	2	at Texas (Aug 31, 2019)
Pass attempts	43	at Texas (Aug 31, 2019)
Pass completions	31	at Texas (Aug 31, 2019)
Yards Passing	301	at Texas (Aug 31, 2019)
Yards Per Pass	7.0	at Texas (Aug 31, 2019)
TD Passes	4	at Texas (Aug 31, 2019)
Total Plays	91	vs Grambling State (Sep 07, 2019)
Total Offense	455	vs Grambling State (Sep 07, 2019)
Yards Per Play	6.2	at Texas (Aug 31, 2019)
Points	45	at Texas (Aug 31, 2019)
Sacks By	5	at Bowling Green (Sep 14, 2019)
First Downs	32	vs Grambling State (Sep 07, 2019)
Penalties	6	at Texas (Aug 31, 2019)
	6	at Bowling Green (Sep 14, 2019)
Penalty Yards	60	at Bowling Green (Sep 14, 2019)
Turnovers	1	at Texas (Aug 31, 2019)
	1	vs Grambling State (Sep 07, 2019)
	1	at Bowling Green (Sep 14, 2019)
Interceptions By	2	at Texas (Aug 31, 2019)
Punts	8	at Bowling Green (Sep 14, 2019)
Punting Avg	45.2	vs Grambling State (Sep 07, 2019)
Long Punt	55	at Bowling Green (Sep 14, 2019)
Punts inside 20	4	at Bowling Green (Sep 14, 2019)
Long Punt Return	11	at Bowling Green (Sep 14, 2019)



2019 Louisiana Tech Football
Louisiana Tech Red-Zone Results (as of Sep 14, 2019)
All games



Louisiana Tech Inside Opponent Red-Zone

Date	Opponent	Score	Times In RZ	Times Scored	Total Pts	Rush TDs	Pass TDs	FGs Made	Failed to score inside RZ						
									FGA	Down	Int	Fumb	Half	Game	
Aug 31, 2019	at Texas	L 14-45	2	2	14	2	0	2	0	0	0	0	0	0	0
Sep 07, 2019	GRAMBLING STATE	W 20-14	3	2	10	1	1	0	1	0	1	0	0	0	0
Sep 14, 2019	at Bowling Green	W 35-7	3	2	14	2	2	0	0	0	1	0	0	0	0
Totals			8	6	38	5	3	2	1	0	2	0	0	0	0

6 of 8 (75.0%)

Opponents Inside Louisiana Tech Red-Zone

Date	Opponent	Score	Times In RZ	Times Scored	Total Pts	Rush TDs	Pass TDs	FGs Made	Failed to score inside RZ						
									FGA	Down	Int	Fumb	Half	Game	
Aug 31, 2019	at Texas	L 14-45	4	4	28	4	2	2	0	0	0	0	0	0	0
Sep 07, 2019	GRAMBLING STATE	W 20-14	4	1	7	1	1	0	0	0	2	0	1	0	0
Sep 14, 2019	at Bowling Green	W 35-7	4	1	7	1	1	0	0	1	2	0	0	0	0
Totals			12	6	42	6	4	2	0	1	4	0	1	0	0

6 of 12 (50.0%)



2019 Louisiana Tech Football
Louisiana Tech By-Quarter Statistics (as of Sep 14, 2019)
All games

3rd-Down Conversions

Date	Opponent	Score	Overall	1st Qtr	2nd Qtr	3rd Qtr	4th Qtr	Overtime
Aug 31, 2019	at Texas	L 14-45	5-14 35.7	2-4 50.0	1-4 25.0	1-3 33.3	1-3 33.3	
Sep 07, 2019	GRAMBLING STATE	W 20-14	4-12 33.3	2-3 66.7	2-4 50.0	0-2 0.0	0-3 0.0	
Sep 14, 2019	at Bowling Green	W 35-7	4-13 30.8	0-3 0.0	1-3 33.3	0-2 0.0	3-5 60.0	
	Louisiana Tech		13-39 33.3	4-10 40.0	4-11 36.4	1-7 14.3	4-11 36.4	0-0 0.0
	Opponents		21-52 40.4	7-15 46.7	4-14 28.6	7-13 53.8	3-10 30.0	0-0 0.0

4th-Down Conversions

Date	Opponent	Score	Overall	1st Qtr	2nd Qtr	3rd Qtr	4th Qtr	Overtime
Aug 31, 2019	at Texas	L 14-45	1-3 33.3	0-0 0.0	0-0 0.0	0-2 0.0	1-1 100.0	
Sep 07, 2019	GRAMBLING STATE	W 20-14	0-1 0.0	0-0 0.0	0-0 0.0	0-1 0.0	0-0 0.0	
Sep 14, 2019	at Bowling Green	W 35-7	0-1 0.0	0-0 0.0	0-0 0.0	0-0 0.0	0-1 0.0	
	Louisiana Tech		1-5 20.0	0-0 0.0	0-0 0.0	0-3 0.0	1-2 50.0	0-0 0.0
	Opponents		2-10 20.0	0-2 0.0	0-1 0.0	2-4 50.0	0-3 0.0	0-0 0.0

Time of Possession

Date	Opponent	Score	Overall	1st Qtr	2nd Qtr	3rd Qtr	4th Qtr	Overtime
Aug 31, 2019	at Texas	L 14-45	32:16	7:46	8:40	8:35	7:15	
Sep 07, 2019	GRAMBLING STATE	W 20-14	29:15	6:59	8:40	7:13	6:23	
Sep 14, 2019	at Bowling Green	W 35-7	31:39	6:53	8:11	5:29	11:06	
	Louisiana Tech	Total	93:10	21:38	25:31	21:17	24:44	0:00
		Avg.	31:03	7:12	8:30	7:05	8:14	0:00
	Opponents	Total	86:50	23:22	19:29	23:43	20:16	0:00
		Avg.	28:56	7:47	6:29	7:54	6:45	0:00



2019 Louisiana Tech Football
Louisiana Tech Games Played (as of Sep 14, 2019)
All games



##	PLAYER	GP-GS	UT	GRAM	BGSU
45	ADAMS, Jacob	3/-	XXX	XXX	XXX
3A	ALLEN, Aaron	1/-	XXX
43	ALLEN, Tristan	3/-	XXX	XXX	XXX
73	ALLEN, Willie	3/3	START	START	START
85	BAKER, Willie	3/3	START	START	START
3	BALDWIN, Trey	3/2	START	START	XXX
46	BARNETT, E.	3/-	XXX	XXX	XXX
58	BLANKENSHIP, R.	3/-	XXX	XXX	XXX
17	CALHOUN, B.	3/-	XXX	XXX	XXX
42	CARABIN, Maki	1/-	XXX
47	CARROLL, Drake	1/-	XXX
34	CLEVELAND, R.	2/-	...	XXX	XXX
7	COLE, Jaiden	3/-	XXX	XXX	XXX
23	DANCY, Jaqwis	3/-	XXX	XXX	XXX
92	DAVENPORT, L.	3/-	XXX	XXX	XXX
62	DELFIN, Abraham	3/-	XXX	XXX	XXX
1A	ELLIOTT, Westin	2/-	XXX	...	XXX
29	FARLOW, Brady	3/-	XXX	XXX	XXX
8A	FLOYD, Brandon	2/-	XXX	XXX	...
13	GRAHAM, Isaiah	3/3	START	START	START
9	HALE, Bailey	3/-	XXX	XXX	XXX
18	HANNIBAL, Zach	3/-	XXX	XXX	XXX
6	HARDY, Adrian	3/2	START	XXX	START
19	HARRIS, Smoke	3/-	XXX	XXX	XXX
80	HEBERT, Griffin	3/1	START	XXX	XXX
72	HENDERSON, Chr.	3/-	XXX	XXX	XXX
33	HENDERSON, J.	3/1	XXX	XXX	START
39	HOGAN, Randy	3/-	XXX	XXX	XXX
41	HOLLY, Bobby	3/1	START	XXX	XXX
52	JACKSON, D.J.	3/-	XXX	XXX	XXX
10	JACKSON, James	3/3	START	START	START
55	KIRKPATRICK, D.	3/3	START	START	START
37	KITCHEN, E.	2/-	XXX	XXX	...
51	LEWIS, Antawn	3/-	XXX	XXX	XXX
4	LEWIS, Darryl	3/-	XXX	XXX	XXX
2C	MARCUS, DeAndre	3/-	XXX	XXX	XXX
96	MASON, K.	3/3	START	START	START
24	MATTHEWS, J.	3/-	XXX	XXX	XXX
64	MOTE, Joshua	3/1	XXX	START	XXX
83	NORRIS, Jake	3/-	XXX	XXX	XXX
14	OKORIE, Praise	3/-	XXX	XXX	XXX
59	PITRE, Noah	3/-	XXX	XXX	XXX
81	POWELL, Cee Jay	3/2	XXX	START	START
61	REED, Ethan	3/3	START	START	START
30	ROBERSON, Aaron	3/-	XXX	XXX	XXX
21	ROBERTSON, Amik	3/3	START	START	START
44	ROSE, Keivie	1/-	XXX



2019 Louisiana Tech Football
Louisiana Tech Games Played (as of Sep 14, 2019)
All games



##	PLAYER	GP-GS	UT	GRAM	BGSU
76	ROSSELL, Biron	3/-	XXX	XXX	XXX
65	RUSSEY, Kody	3/2	START	XXX	START
5	SAM, Michael	3/3	START	START	START
35	SCOTT, Collin	3/3	START	START	START
91	SHAW, Steven	3/-	XXX	XXX	XXX
8	SMITH, J'Mar	3/3	START	START	START
1	SNEED, L'Jarius	3/3	START	START	START
32	SPENCER, Trey	2/-	...	XXX	XXX
77	STALLWORTH, G.	3/3	START	START	START
15	STANLEY, Malik	3/2	XXX	START	START
2	TAYLOR, Connor	3/1	XXX	XXX	START
86	TOUSSANT, Wayne	3/-	XXX	XXX	XXX
22	TUCKER, Israel	2/2	START	START	...
31	TURNER, M.	1/-	XXX
54	WALKER, Allen	1/-	XXX
8B	WALKER, Joseph	1/-	XXX
90	WALLACE, C.	3/3	START	START	START
97	WILLIAMS, M.	3/3	START	START	START
25	WILLIAMSON, B.	3/3	START	START	START
49	WINDMON, Isaiah	1/-	...	XXX	...
84	WOODARD, J.	3/1	XXX	START	XXX
48	ZAYED, Alex	3/-	XXX	XXX	XXX



2019 Louisiana Tech Football
Louisiana Tech Total Tackles Game-by-Game (as of Sep 14, 2019)
All games



Total Tackles	UA-A	Total	UT	GRAM	BGSU
JACKSON, James	18-7	21.5	8-1	3-4	7-2
SCOTT, Collin	12-10	17.0	7-2	3-6	2-2
ROBERTSON, Amik	13-6	16.0	4-0	2-3	7-3
TAYLOR, Connor	12-7	15.5	3-1	8-3	1-3
SAM, Michael	10-5	12.5	5-1	4-1	1-3
BARNETT, E.	9-7	12.5	2-0	3-3	4-4
WILLIAMS, M.	9-4	11.0	2-0	2-4	5-0
SNEED, L'Jarius	7-7	10.5	4-0	0-1	3-6
WILLIAMSON, B.	7-6	10.0	1-1	3-3	3-2
BAKER, Willie	7-5	9.5	3-0	3-3	1-2
ROBERSON, Aaron	7-3	8.5	2-0	3-2	2-1
ZAYED, Alex	6-5	8.5	2-0	1-4	3-1
LEWIS, Darryl	5-4	7.0	4-0	1-2	0-2
BALDWIN, Trey	5-1	5.5	1-0	3-1	1-0
WALLACE, C.	1-8	5.0	-	1-4	0-4
MASON, K.	4-1	4.5	-	2-1	2-0
COLE, Jaiden	3-2	4.0	-	2-1	1-1
ALLEN, Tristan	2-2	3.0	-	2-1	0-1
DAVENPORT, L.	1-3	2.5	-	1-3	-
HANNIBAL, Zach	2-0	2.0	-	1-0	1-0
SPENCER, Trey	1-1	1.5	DNP	-	1-1
SHAW, Steven	1-1	1.5	-	-	1-1
HALE, Bailey	1-0	1.0	1-0	-	-
SMITH, J'Mar	1-0	1.0	1-0	-	-
ADAMS, Jacob	1-0	1.0	-	-	1-0
CALHOUN, B.	0-1	0.5	-	-	0-1
JACKSON, D.J.	0-1	0.5	-	0-1	-
CLEVELAND, R.	0-1	0.5	DNP	0-1	-



2019 Louisiana Tech Football
Louisiana Tech Passing Game-by-Game (as of Sep 14, 2019)
All games

#8 SMITH, J'Mar	Comp	Att	Int	Pct	Yards	TD	Long	Sacked	Effic
Texas	34	51	1	66.7	331	2	26	1-6	130.20
Grambling State	17	25	0	68.0	220	1	40	1-1	155.12
Bowling Green	19	26	0	73.1	267	2	49	5-27	184.72
TOTALS	70	102	1	68.6	818	5	49	7-34	150.21

#3A ALLEN, Aaron	Comp	Att	Int	Pct	Yards	TD	Long	Sacked	Effic
Bowling Green	5	5	0	100.0	57	0	19	0-0	195.76
TOTALS	5	5	0	100.0	57	0	19	0-0	195.76

#1A ELLIOTT, Westin	Comp	Att	Int	Pct	Yards	TD	Long	Sacked	Effic
Texas	1	3	1	33.3	9	0	9	0-0	-8.13
Bowling Green	0	1	1	0.0	0	0	0	0-0	-200.00
TOTALS	1	4	2	25.0	9	0	9	0-0	-56.10



2019 Louisiana Tech Football
 Louisiana Tech Rushing/Receiving Game-by-Game (as of Sep 14, 2019)
 All games



RUSHING	No-Yds/TD	UT	GRAM	BGSU
HENDERSON, J.	20-136/1	5-18/0	6-23/1	9-95/0
DANCY, Jaqwis	20-105/2	7-25/0	5-49/0	8-31/2
TUCKER, Israel	22-83/0	6-12/0	16-71/0	DNP
SMITH, J'Mar	22-25/0	5-8/0	8-25/0	9--8/0
MARCUS, DeAndre	5-21/0	1-7/0	-	4-14/0
ALLEN, Aaron	4-6/0	DNP	DNP	4-6/0
HARRIS, Smoke	3-5/0	-	3-5/0	-
HOLLY, Bobby	2-3/0	2-3/0	-	-
TEAM	4--5/0	-	3--3/0	1--2/0
ELLIOTT, Westin	1--7/0	-	DNP	1--7/0

RECEIVING	No-Yds/TD	UT	GRAM	BGSU
HARDY, Adrian	12-164/0	3-38/0	3-31/0	6-95/0
POWELL, Cee Jay	13-145/0	6-56/0	4-57/0	3-32/0
HEBERT, Griffin	10-140/2	5-50/1	3-68/1	2-22/0
HARRIS, Smoke	13-125/1	6-58/0	2-3/0	5-64/1
STANLEY, Malik	7-115/1	4-48/1	1-40/0	2-27/0
GRAHAM, Isaiah	5-88/1	4-39/0	-	1-49/1
DANCY, Jaqwis	5-42/0	2-18/0	-	3-24/0
TUCKER, Israel	6-40/0	3-24/0	3-16/0	DNP
MARCUS, DeAndre	2-12/0	1-9/0	-	1-3/0
HENDERSON, J.	1-8/0	-	-	1-8/0
WOODARD, J.	1-5/0	-	1-5/0	-
HOLLY, Bobby	1-0/0	1-0/0	-	-



2019 Louisiana Tech Football
Louisiana Tech Return Stats Game-by-Game (as of Sep 14, 2019)
All games



PUNT RETURNS	No-Yds	UT	GRAM	BGSU
SAM, Michael	2-27	1-0	1-27	-
POWELL, Cee Jay	2-9	-	-	2-9

KICK RETURNS	No-Yds	UT	GRAM	BGSU
HARRIS, Smoke	7-155	3-38	2-75	2-42

INT. RETURNS	No-Yds	UT	GRAM	BGSU
ROBERTSON, Amik	1-36	-	-	1-36

FUMBLE RETURNS	No-Yds	UT	GRAM	BGSU
----------------	--------	----	------	------



2019 Louisiana Tech Football
Louisiana Tech Sacks Game-by-Game (as of Sep 14, 2019)
All games



SACKS	UA-A	Total	UT	GRAM	BGSU
MASON, K.	1-0	1.0	-	1.0-4	-
TAYLOR, Connor	1-0	1.0	1.0-6	-	-
BARNETT, E.	0-2	1.0	-	1.0-3	-
WILLIAMSON, B.	0-1	0.5	-	0.5-4	-
SCOTT, Collin	0-1	0.5	-	0.5-1	-



2019 Louisiana Tech Football
Louisiana Tech Tackle For Loss Game-by-Game (as of Sep 14, 2019)
All games



TACKLES FOR LOSS	UA-A	Total	UT	GRAM	BGSU
BARNETT, E.	1-3	2.5	-	1.0-3	1.5-3
ROBERTSON, Amik	1-2	2.0	-	-	2.0-5
TAYLOR, Connor	2-0	2.0	1.0-6	1.0-7	-
BAKER, Willie	1-1	1.5	1.0-5	-	0.5-2
SCOTT, Collin	1-1	1.5	-	0.5-1	1.0-1
MASON, K.	1-0	1.0	-	1.0-4	-
SAM, Michael	1-0	1.0	1.0-1	-	-
COLE, Jaiden	1-0	1.0	-	-	1.0-3
WILLIAMS, M.	1-0	1.0	-	1.0-1	-
SNEED, L'Jarius	0-1	0.5	-	-	0.5-0
SPENCER, Trey	0-1	0.5	DNP	-	0.5-0
WALLACE, C.	0-1	0.5	-	-	0.5-1
WILLIAMSON, B.	0-1	0.5	-	0.5-4	-
JACKSON, James	0-1	0.5	-	-	0.5-2



2019 Louisiana Tech Football
Louisiana Tech Fumbles Game-by-Game (as of Sep 14, 2019)
All games



FUMBLES	No-Lost	UT	GRAM	BGSU
SMITH, J'Mar	2-0	-	2-0	-
HENDERSON, J.	2-2	1-1	-	1-1
ELLIOTT, Westin	1-0	-	DNP	1-0
ALLEN, Aaron	1-0	DNP	DNP	1-0

FUMBLES FORCED	Number	UT	GRAM	BGSU
TAYLOR, Connor	2	1	1	-
JACKSON, James	1	-	-	1

FUMBLES RECOVERED	Number	UT	GRAM	BGSU
TAYLOR, Connor	1	1	-	-
TEAM	1	-	1	-