



# LOUISIANA TECH 2019 BASEBALL



Six Conference Championships • Eight NCAA Regional Appearances

## 2019 SCHEDULE / RESULTS

OVERALL: 4-0 | C-USA: 0-0 | H: 1-0 | A: 3-0 | N: 0-0

### FEBRUARY • (3-0)

|    |                     |                     |
|----|---------------------|---------------------|
| 15 | at Southeastern La. | W, 13-8             |
| 16 | at Southeastern La. | W, 15-11            |
| 17 | at Southeastern La. | W, 12-8             |
| 20 | <b>UL-LAFAYETTE</b> | <b>W, 3-2 (10)</b>  |
| 23 | <b>TROY</b>         | <b>3 p.m.</b>       |
| 24 | <b>TROY</b>         | <b>11 a.m. (DH)</b> |
| 24 | <b>TROY</b>         |                     |
| 26 | at Little Rock      | 4 p.m.              |

### MARCH • (0-0)

|    |                               |               |
|----|-------------------------------|---------------|
| 1  | <b>ARKANSAS STATE</b>         | <b>6 p.m.</b> |
| 2  | <b>ARKANSAS STATE</b>         | <b>2 p.m.</b> |
| 3  | <b>ARKANSAS STATE</b>         | <b>1 p.m.</b> |
| 5  | <b>NORTHWESTERN STATE</b>     | <b>6 p.m.</b> |
| 8  | at Arkansas                   | 6 p.m.        |
| 9  | at Arkansas                   | 1 p.m.        |
| 10 | at Arkansas                   | 1 p.m.        |
| 12 | <b>SAM HOUSTON STATE</b>      | <b>6 p.m.</b> |
| 13 | <b>SAM HOUSTON STATE</b>      | <b>3 p.m.</b> |
| 15 | <b>SOUTHERN MISS*</b>         | <b>6 p.m.</b> |
| 16 | <b>SOUTHERN MISS*</b>         | <b>2 p.m.</b> |
| 17 | <b>SOUTHERN MISS*</b>         | <b>1 p.m.</b> |
| 19 | <b>MISSISSIPPI VALLEY ST.</b> | <b>6 p.m.</b> |
| 22 | at Middle Tennessee*          | 6 p.m.        |
| 23 | at Middle Tennessee*          | 4 p.m.        |
| 24 | at Middle Tennessee           | 1 p.m.        |
| 26 | <b>UL-MONROE</b>              | <b>6 p.m.</b> |
| 29 | <b>UAB*</b>                   | <b>6 p.m.</b> |
| 30 | <b>UAB*</b>                   | <b>2 p.m.</b> |
| 31 | <b>UAB*</b>                   | <b>1 p.m.</b> |

### APRIL • (0-0)

|    |                        |               |
|----|------------------------|---------------|
| 3  | <b>MCNEESE STATE</b>   | <b>6 p.m.</b> |
| 5  | <b>UTSA*</b>           | <b>6 p.m.</b> |
| 6  | <b>UTSA*</b>           | <b>2 p.m.</b> |
| 7  | <b>UTSA*</b>           | <b>1 p.m.</b> |
| 9  | at Louisiana-Lafayette | 6 p.m.        |
| 12 | at Florida Atlantic*   | 5:30 p.m.     |
| 13 | at Florida Atlantic*   | 3 p.m.        |
| 14 | at Florida Atlantic*   | 11 a.m.       |
| 16 | at UL-Monroe           | 6 p.m.        |
| 18 | <b>MARSHALL*</b>       | <b>6 p.m.</b> |
| 19 | <b>MARSHALL*</b>       | <b>6 p.m.</b> |
| 20 | <b>MARSHALL*</b>       | <b>1 p.m.</b> |
| 23 | <b>LITTLE ROCK</b>     | <b>6 p.m.</b> |
| 24 | at McNeese State       | 6 p.m.        |
| 26 | at Rice*               | 6:30 p.m.     |
| 27 | at Rice*               | 2 p.m.        |
| 28 | at Rice*               | 1 p.m.        |
| 30 | at Northwestern State  | 6 p.m.        |

### MAY • (0-0)

|       |                             |               |
|-------|-----------------------------|---------------|
| 3     | at Old Dominion*            | 5 p.m.        |
| 4     | at Old Dominion*            | 2 p.m.        |
| 5     | at Old Dominion*            | 12 p.m.       |
| 7     | at LSU                      | 6:30 p.m.     |
| 10    | <b>WKU*</b>                 | <b>6 p.m.</b> |
| 11    | <b>WKU*</b>                 | <b>2 p.m.</b> |
| 12    | <b>WKU*</b>                 | <b>1 p.m.</b> |
| 16    | at FIU*                     | 6 p.m.        |
| 17    | at FIU*                     | 5 p.m.        |
| 18    | at FIU*                     | 11 a.m.       |
| 22-26 | C-USA Championship<br>Miss. | Biloxi,       |

### JUNE • (0-0)

|       |  |     |
|-------|--|-----|
| 1-3   | NCAA Regional                            | TBD |
| 7-10  | NCAA Super Regional                      | TBD |
| 15-26 | NCAA College World Series<br>Omaha, Neb. |     |

## Glossary

|           |                                       |
|-----------|---------------------------------------|
| Pg. 1-4   | Notes, Factoids & Tidbits             |
| Pg. 5     | J.C. Love Field at Pat Patterson Park |
| Pg. 6     | Head Coach Lane Burroughs             |
| Pg. 7-9   | Starting Pitcher Info                 |
| Pg. 10-20 | Stats and Misc. Info                  |
| Pg. 21    | Box Scores                            |
| Pg. 22-56 | Player Bios/Stats/Career Highs        |
| Pg. 57    | Rosters                               |
| Pg. 58-59 | The Last Time That....                |

## LOUISIANA TECH BULLDOGS (4-0) vs. TROY TROJANS (2-2)

February 23-24 • 3 PM/11 AM (DH) • Ruston, La. • J.C. Love Field at Pat Patterson Park (3,000)  
97.7 FM • [latechsports.com/sidearmstats/baseball](http://latechsports.com/sidearmstats/baseball)

GAMES 5-7



### Louisiana Tech

**2019 Record:** 4-0 Overall, 0-0 C-USA  
**Home / Away / Neutral:** 1-0 / 3-0 / 0-0  
**Head Coach:** Lane Burroughs  
**Career Record:** 192-153 (7th)  
**Record at LA Tech:** 79-40 (3rd)




### Troy

**2019 Record:** 2-2 Overall, 0-0 Sun Belt  
**Home / Away / Neutral:** 2-2 / 0-0 / 0-0  
**Head Coach:** Mark Smartt  
**Career Record:** 229-215 (9th)  
**Record at Troy:** 107-74 (4th)

## FIRST PITCH

- LA Tech has the 2019 season with a resounding 3-0 weekend sweep over in-state foe Southeastern Louisiana followed by a 3-2 10-inning home triumph over UL-Lafayette. The Bulldogs put up 40 runs across the three game-set against the Lions, the most a Tech team has scored in a series since the opening series of the 2017 season against Arkansas-Pine Bluff (40).
- The Bulldogs' sweep over the Lions marked the first time that Southeastern had been swept in a three-game home series since the 2010 season (Northwestern State).
- The 40 runs scored by Tech in the opening three-game set marked the first time that Southeastern has ever given up 40 or more runs in a series since it joined Division I back in the 1981.
- Against the Ragin' Cajuns, the Tech offense slowed down, but got a clutch RBI single from Mason Robinson to send Tech home as walk-off winners in the bottom of the 10th.
- The Bulldogs and Trojans have never met in the history of the two baseball programs. Last season, Troy posted a 42-21 overall record (19-11 SBC) and earned an at-large bid to the NCAA Baseball Tournament.
- The Bulldog offense is off to a roaring start so far in 2019, ranking 18th nationally with 48 base hits, 12th nationally in scoring (10.8 runs per game - first among C-USA), and ninth in runs with 43.
- In 2018, the Bulldogs compiled a program record 21 conference wins, and reached 35 or more total victories for the third consecutive year. Tech did quite a bit of damage on the road as well, racking up 18 true road wins, which was the most by any Bulldog squad since the 1982 season.
- In fact, Tech's three-year stretch of 117 wins (2016-18) is the most since legendary coach Pat Patterson's clubs won 123 contests from 1987-89.
- Head Coach Lane Burroughs enters his third season at Louisiana Tech as one of the winningest coaches through his first two seasons. His 75 wins through two years are the most by any Tech baseball coach through their first two seasons with the club.
- The Bulldogs were picked to finish second in the 2019 Conference USA preseason poll and saw three chosen to the preseason team (Hunter Wells, Logan Bailey and Parker Bates).




## SERIES COVERAGE

| Date             | TV/Stream | Radio     | Play-by-Play | Live Stats   |
|------------------|-----------|-----------|--------------|--|
| February 23      | CUSA.tv   | KNBB 97.7 | Teddy Allen  | <a href="http://latechsports.com/sidearmstats/baseball">latechsports.com/sidearmstats/baseball</a> |
| February 24 (DH) | CUSA.tv   | KNBB 97.7 | Dave Nitz    | <a href="http://latechsports.com/sidearmstats/baseball">latechsports.com/sidearmstats/baseball</a> |

## LA TECH EXPECTED ROTATION

### Saturday



**Tyler Follis**  
 RHP • 6-4 • 190 • Jr./2L  
 Sulphur Springs, Texas  
 W-L: 1-0  
 ERA: 0.00  
 IP: 6.1  
 K/BB: 10/0

### Sunday (Game 1)



**Logan Robbins**  
 LHP • 5-11 • 200 • R-Sr./1L  
 Leakesville, Miss.  
 W-L: 0-0  
 ERA: 23.62  
 IP: 2.2  
 K/BB: 1/4

### Sunday (Game 2)



**Logan Bailey**  
 LHP • 5-10 • 225 • Sr./1L  
 Hallsville, Texas  
 W-L: 0-0  
 ERA: 14.40  
 IP: 5.0  
 K/BB: 5/1

## TROY EXPECTED ROTATION

- Saturday - RHP Levi Thomas (0-0, 0.00 ERA, 4.2 IP, 7 K/2 BB)
- Sunday (Game 1) - LHP Grant Stewart (First career start at Troy)
- Sunday (Game 2) - RHP Sadler Goodwin (0-1, 7.50 ERA, 6.0 IP, 6 K/2 BB)

## SERIES HISTORY

There is none.

## 2019 STATISTICAL COMPARISONS



| TROY | CATEGORY                     | LA TECH |
|------|------------------------------|---------|
| 2-2  | <b>Record</b>                | 4-0     |
| .236 | <b>Batting Average</b>       | .316    |
| 3.75 | <b>Runs per Game</b>         | 10.75   |
| 7.5  | <b>Hits per Game</b>         | 12      |
| 9    | <b>Doubles</b>               | 8       |
| 0    | <b>Triples</b>               | 1       |
| 2    | <b>Home Runs</b>             | 2       |
| 15   | <b>RBI</b>                   | 38      |
| 10   | <b>Walks</b>                 | 23      |
| 2    | <b>HBP</b>                   | 9       |
| 2-5  | <b>Stolen Bases-Attempts</b> | 6-8     |
| 3.00 | <b>ERA</b>                   | 6.57    |
| 0    | <b>Shutouts Thrown</b>       | 0       |
| 41   | <b>Strikeouts</b>            | 41      |
| .224 | <b>Opponent BA</b>           | .307    |
| .973 | <b>Fielding %</b>            | .966    |

## A LA TECH WIN WOULD...

- Give Tech its first ever win over Troy.
- Extend Tech's winning streak to five consecutive games to open the season (longest since the 2017 team started 8-0).
- Be Burrough's 193rd career victory (80th at Louisiana Tech)

## SUPERLATIVES

- So far in 2019, the Bulldogs have capitalized on the middle innings, outscoring their opponents 24-0 over the course of the 5th-7th innings.
- Under Lane Burroughs, the Bulldogs have won 19 of their 25 three-game weekend series.
- In the month of February, while at Tech, Burroughs has posted an overall record of 17-4.
- In 2018, the Bulldogs outscored their opponents in every inning but the 5th. However, in the 6th, Tech poured it on, outscoring last year's opponents 54-20.
- As a team, Tech hit 50 home runs in 2018. The team was 25-9 when hitting at least one home run.
- The Bulldogs were 32-3 when scoring 5+ runs last season. This season they are 3-0.
- Tech backed up its strong starting pitching with some solid bullpen efforts in 2018 and posted a 30-3 record when leading after the sixth inning.

## TECH IN THE PRESEASON

The Bulldogs received respect around the league and nation throughout various preseason polls and teams. Tech was picked to finish second in the league by a preseason vote of the 12 Conference USA head coaches. Last season, the Bulldogs were picked to finish seventh and in 2017, fifth.

**Conference USA** - Picked to finish 2nd with Logan Bailey, Parker Bates and Hunter Wells on the pre-season all-conference team.

**D1Baseball** - Picked to finish 3rd with David Leal (12th) and Matt Miller (29) listed among the league's top prospects for the 2019 draft. Freshman Philip Matulia was among the 20 projected impact freshmen by the organization.

**Perfect Game** - Picked to finish 2nd with Parker Bates, Hunter Wells, Logan Bailey and David Leal on the preseason All-Conference Team. Team was ranked 39th among the publication's Preseason Top 40.

**Collegiate Baseball** - Receiving votes in the Preseason Top 40 Poll.

**Baseball America** - Picked to finish 2nd and had four players featured in the publication's "Best Tools" recognition - Best Strike-Zone Discipline: Taylor Young, Best Baserunner: Mason Mallard, Best Defensive Outfielder: Parker Bates, Best Outfield Arm: Parker Bates, Best Control: David Leal

## KEEP ON STREAKING

A few Bulldogs ended last year's campaign on some impressive individual streaks, that they have carried over through the first week of 2019. Junior infielder Hunter Wells carries the team's longest reached -base streak into this week - currently sitting at 28 consecutive games. In fact, seven Bulldogs have reached base safely in all four games in 2019 (Taylor Young, Tanner Huddleston, Mason Robinson, Mason Mallard, Hunter Wells, Shelton Wallace, Parker Bates).

## DOING A LITTLE CYCLING

Last season, a pair of Bulldogs put an end to the cycle watch for Louisiana Tech baseball. On April 8, 2018, at UTSA, leadoff man Hunter Wells singled, tripled, doubled and then mashed a no-doubt home run to right center, completing the first recorded cycle in program history, capping off a 13-0 run-rule Tech triumph. Not to be outdone, just 10 days later, outfielder Mason Robinson went: home run, triple, single, double, capping off a 15-2 road drubbing of UL-Lafayette, and joining Wells in the Tech record books.

## NO PAIN, NO GAIN

Throughout the past couple seasons, Tech batters have had a knack for getting on base seemingly every way possible, especially via the HBP. Last season, the Bulldogs were plunked 103 times - a program record and the second-most in a single season in Conference USA history (Rice, 112 in 2006). In fact, Tech has led the league in the category in three of the past four years (103 in 2018, 84 in 2016, 89 in 2015).

*Sunday starter Logan Bailey leads a Tech pitching staff that ranked first in team ERA at 3.48 in 2018.*



## EGREGIOUS ACTS OF THIEVERY

Tech senior outfielder Mason Mallard had a pension for stealing in his first season with the Red and Blue (in a good way that is) as the Whitehouse, Texas, native successfully converted on 25 of his 26 stolen base attempts last season. In fact, Mallard was perfect throughout his first 58 games (25-for-25) until he was caught stealing in the Bulldogs' final game of the season in the Conference USA tournament. Mallard is a perfect 1-for-1 on the basepaths so far in 2019.

## WALK IT OUT

2018 freshman infielder Taylor Young led last year's Bulldogs in on-base percentage at .474. That figure ranked third among conference leaders and 27th nationally. Young also displayed a veteran eye at the plate, drawing a team high 43 walks - an average of just under one per game (0.90), the 20th best average in the nation. Through his first 51 games, Young has 57 combined walks/HBPs while striking out just 17 times. His career collegiate OBP sits at .500.

## O CAPTAINS! MY CAPTAINS!

This year, head coach Lane Burroughs named his first-ever team captains. Reshirt senior pitcher Matt Miller and senior catcher Chris Clayton were chosen to wear the "C" on their jerseys for the entirety of the 2019 season.

## ARMS IN RELIEF

While the 'Dogs starters struggled through opening weekend, some bullpen pieces provided some solid necessary relief. Tyler Follis (1-0), Jonathan Fincher (1 save and 1 win), Quinton Logan (1-0), Braxton Smith (1 save), Kyle Griffen (1-0) combined for 19 innings of relief, allowing just three combined earned runs, while striking out 21 and walking just four.

## HOME COOKIN'

Over the past three seasons, the Bulldogs have drawn over 120,000 fans in home attendance - averaging just over 40,000 fans per season over that time span. Tech has drawn north of 40,000 in each of the past two seasons for the first time in school history. The product on the field has benefited greatly from the overwhelming fan support as the Bulldogs have posted a 63-21 record at the Love Shack over the past three years.

## ALL HE DOES IS RAKE

In 2018, leadoff utility man Hunter Wells set a program single-season record with 91 base hits. The then sophomore led the league with 91 in all games, as well as 52 knocks in league play, while hitting .391 vs. conference foes. Through the first weekend of 2019, Wells posted a batting average of .500 (6-for-12) and an OBP of .750.

## LOVE SHACK BABY

This year, the Bulldogs will play the bulk of their 29 home games over the course of the first two months of the season. Tech hosts 18 of its 29 home contests in February and March, including tilts against UL-Lafayette (2018 RPI -58), Troy (2018 RPI-41), Arkansas State (2018 RPI -177), Northwestern State (2018 RPI-94), Sam Houston State (2018 RPI-55) and Southern Miss (2018 RPI-38).

*Junior centerfielder Parker Bates led the team with 50 RBI in 2018 and earned 2019 Preseason All-Conference accolades as well.*



## 2019 C-USA STANDINGS

| School           | C-USA | Pct. | Overall | Pct.  |
|------------------|-------|------|---------|-------|
| Louisiana Tech   | 0-0   | .000 | 3-0     | 1.000 |
| UAB              | 0-0   | .000 | 3-0     | 1.000 |
| Florida Atlantic | 0-0   | .000 | 3-0     | 1.000 |
| Southern Miss    | 0-0   | .000 | 3-0     | 1.000 |
| WKU              | 0-0   | .000 | 3-0     | 1.000 |
| Charlotte        | 0-0   | .000 | 3-1     | .750  |
| Middle Tennessee | 0-0   | .000 | 2-1     | .667  |
| Rice             | 0-0   | .000 | 2-1     | .667  |
| Old Dominion     | 0-0   | .000 | 1-2     | .333  |
| FIU              | 0-0   | .000 | 1-2     | .333  |
| Marshall         | 0-0   | .000 | 1-3     | .250  |
| UTSA             | 0-0   | .000 | 0-3     | .000  |

## C-USA PRESEASON POLL



1. Southern Miss (8)
2. Louisiana Tech (2)
3. Florida Atlantic (1)
4. Rice (1)
5. FIU
6. Charlotte
7. UTSA
8. UAB
9. Old Dominion
10. WKU
11. Marshall
12. Middle Tennessee

(First-place votes in parentheses)

## C-USA PRESEASON TEAM

- SP** Logan Bailey, Sr., Louisiana Tech
- SP** Matt Canterino, Jr., Rice
- SP** Walker Powell, Jr., Southern Miss
- SP** Stevie Powers, Sr., Southern Miss
- RP** Zach Schneider, Sr., Florida Atlantic
- C** Rey Pastrana, Sr., Marshall
- INF** Bryan Arias, Sr., UTSA
- INF** Austin Shenton, Jr., FIU
- INF** Hunter Wells, Jr., Louisiana Tech
- OF** Parker Bates, Jr., Louisiana Tech
- OF** Blake Benefield, Sr., Middle Tennessee
- OF** Matt Wallner, Jr., Southern Miss
- DH/UT** Logan Allen, So., FIU



**QUICK FACTS**

**GENERAL**

Location: Ruston, La.  
 Founded: 1894  
 Enrollment: 12,873  
 Colors: Blue & Red  
 Nickname: Bulldogs  
 Affiliation: NCAA Division I  
 Conference: Conference USA  
 Years in Conference: Sixth Season  
 President: Dr. Les Guice  
 Athletic Director: Tommy McClelland  
 SWA: Mary Kay Hungate  
 FAR: Dr. Donna Thomas  
 Ticket Office: (318) 257-3631  
 Press Box Phone: (318) 257-3144

**STADIUM INFORMATION**

Home Facility: J.C. Love Field at Pat Patterson Park  
 Home Record: 844-460-1 (.644)  
 Year Opened: 1971  
 Capacity: 3,000  
 Largest Crowd: 3,311 (3/15/17 vs. ULL)  
 Dimensions: 315-370-385-340-325  
 Surface: Geo-Surfaces Turf

**COACHING STAFF**

Head Coach: Lane Burroughs  
 Alma Mater: Mississippi College, 1995 (BA) - 1996 (MS)  
 Record at LA Tech: 79-40 (Third Year)  
 Career Record: 192-153 (.555 win% - 6+ yrs.)  
 Associate Head Coach (Pitching): Mike Silva  
 Alma Mater: Bellevue/East Central Univ. (Okla.)  
 Years at LA Tech: First Year  
 Hitting Coach/Recruiting Coordinator: Travis Creel  
 Alma Mater: Southern Miss, 2012 (BS) - 2015 (MS)  
 Years at LA Tech: Third Year  
 Assistant Coach: Austin Knight  
 Alma Mater: Ole Miss, 2015 (BA) - Little Rock, 2017 (MS)  
 Years at LA Tech: Second Year  
 Baseball Office Phone: (318) 257-3312

**ATHLETIC COMMUNICATIONS**

Assoc. AD/Communications: Malcolm Butler  
 Baseball Contact: Brock McKee  
 McKee's Office: (318) 257-5305  
 McKee's Cell: (318) 224-3835  
 McKee's Email: bmckee@latech.edu  
 Media Relations Office: (318) 257-3144  
 Media Relations Fax: (318) 257-3757  
 Official Athletic Website: LATechSports.com  
 Office Address: Louisiana Tech Athletics  
 Media Relations  
 P.O. Box 3166, Ruston, LA  
 71270

**FLIP THE SCRIPT**

Last season, Tech entered the season as one of the least experienced teams in Conference USA, welcoming 22 newcomers to the team, and returning just one starting position player in senior shortstop Dalton Skelton. Fast forward to 2019, and the Bulldogs welcome back 24 familiar faces, and return all but one (Skelton) starting position players.

**AT THE PLATE, IN THE CLASSROOM, OFF THE FIELD**

On February 12, junior infielder Hunter Wells was placed on the 2019 Bobby Bragan Collegiate Slugger Award Watch list. Wells joined 30 players representing 26 programs across Texas, Oklahoma, Arkansas, Louisiana and New Mexico. The award is based on performance at the plate, academics and personal integrity. Wells maintains a 3.44 GPA with a major in Management concentrating on Sustainable Supply Chain.

**THE GOLDEN VOICE OF THE BULLDOGS**

Longtime play-by-play man of Louisiana Tech Athletics, Dave Nitz, enters his 44th season calling Bulldog baseball games. Nitz is currently the longest tenured active play-by-play voice in college baseball.

1. Dave Nitz (Louisiana Tech - 44th year)
2. Jim Ellis (Mississippi State - 41st year)  
David Kellum (Ole Miss - 41st year)  
John Cox (Southern Miss - 41st year)
5. Mike Reis (Southern Illinois - 40th year)

**TALK ABOUT EXPERIENCE**

The Bulldogs enter the 2019 one of the most experienced rotations in all of college baseball. In fact, four of Tech's five primary starting pitchers are seniors. Last year, Tech's 5 starters (Bailey, Miller, Leal, Robbins and Follis) combined for a 3.13 ERA across 334.0 combined innings pitched in their starts (an average of 5.66 IP per start). The quintet composed 274 strikeouts, while walking just 76. Opponents mustered just a .244 batting average, while the starters collected a 26-11 record over their 59 starts.

**TOUGH NEWS TO SWALLOW**

Less than a week before the 2019 season, Left-handed starting pitcher David Leal was diagnosed with a foot injury, and was forced to undergo surgery. Leal, who was in the mix for a weekend rotation spot after excelling as the team's midweek ace in 2018, is projected to return this season, with a rough timetable of a two-month recovery ahead of him.

**ROAD WARRIORS**

In 2018, the Bulldogs posted an 18-9 record away from the Love Shack, which netted them the most road wins by any Tech baseball team since the 1982 Diamond 'Dogs posted a 22-11 mark away from home. Tech began 2019 with a sweep of Southeastern, its first road non-conference sweep since 2017 (UT-Arlington).

**THIS WEEK IN LA TECH BASEBALL**

**19**  
TUE

Practice Day

**20**  
WED

**GAMEDAY**  
 UL-Lafayette  
 6 p.m.  
 J.C. Love Field at Pat  
 Patterson Park  
 CUSA.tv  
 KNBB 97.7 FM

**21**  
THU

Practice Day

**22**  
FRI

Practice Day

**23**  
SAT


**GAMEDAY**  
 vs. Troy  
 3 p.m.  
 J.C. Love Field at Pat  
 Patterson Park  
 CUSA.tv  
 KNBB 97.7 FM

**24**  
SUN

**GAMEDAY**  
 vs. Troy (Doubleheader)  
 11 a.m.  
 J.C. Love Field at Pat  
 Patterson Park  
 CUSA.tv  
 KNBB 97.7 FM

**25**  
MON

**Burroughs Media**  
**Availability**  
 10:30 a.m.  
 J.C. Love Field at Pat  
 Patterson Park



## J.C. Love Field at Pat Patterson Park

*Dimensions: 315-370-385-340-325*

Entering its 48th year of service, modern J.C. Love Field at Pat Patterson Park continues to be one of the top playing facilities in the south since it opened in 1971. Over the years, the stadium has seen the Bulldogs amass an impressive 844-460-1 (.644) home record, making "The Love Shack" one of the college baseball's toughest venues for opposing teams.

The facility has undergone several renovations in recent years with the newest additions including an all-turf playing surface, which was installed in December 2015 just in time for the 2016 season, as well as a state-of-the-art locker room and players' lounge for the Bulldogs underneath the stadium that was completed prior to the 2014 season.

Additional renovations also include the re-painting of the outfield wall, brick walls built down the first and third base lines, a new ticket office, a laundry room and equipment room, as well as a refurbished training room. Mondo flooring, a non-slip and heavy resistant sports flooring made from natural/synthetic vulcanized rubber, has also been installed throughout the facility.

In the past few seasons, J.C. Love Field at Pat Patterson Park has been transformed into a one-of-a-kind college baseball facility complete with an all-turf playing surface, which was installed by Geo-Surfaces, a professional engineering firm based out of Baton Rouge, in December 2015. The baseball turf covers approximately 140,000 square feet of J.C. Love Field and covers every part of the field with the exception of the pitchers' mound, which remains dirt.

On May 22, 2008, the facility was rededicated as J.C. Love Field at Pat Patterson Park in honor of LA Tech coaching legend Pat "Gravy" Patterson. In his honor, an outfield wall sign is dedicated to the former coach with his No. 27 jersey with the years he coached and his record in left-center field. His name has also been imprinted on the outside wall of the press box that faces Tech Drive, and it has been added to the top panel on the scoreboard in right field.

Centrally located on the Louisiana Tech campus, the facility features a seating capacity of 2,000, many of which are chairback seats for added comfort. The ballpark also boasts large picnic and viewing areas beyond the outfield wall that are very popular with Tech fans and the infamous "Right Field Rowdies."

### **Milestone Wins**

- Win No. 1: 4/26/71 vs. McNeese St. (1-0)
- Win No. 50: 3/30/74 vs. UT Arlington (8-4)
- Win No. 100: 4/29/77 vs. McNeese St. (7-6)
- Win No. 200: 4/13/82 vs. Northwestern St. (5-2)
- Win No. 300: 4/25/87 vs. ULM (9-1)
- Win No. 400: 4/2/92 vs. Ouachita Baptist (11-1)
- Win No. 500: 3/17/98 vs. Northwestern St. (8-2)
- Win No. 600: 3/31/06 vs. UAB (3-1)
- Win No. 700: 5/8/10 vs. Sacramento State (5-4)
- Win No. 800: 5/11/16 vs. Northwestern St. (5-4)

### **Top 10 Largest Crowds**

1. 3,311 vs. UL-Lafayette (W, 6-5 (13)) 2017
2. 3,251 vs. LSU (L, 13-1) 1997
3. 3,154 vs. Arkansas (L, 4-2) 2007
4. 3,129 vs. Arkansas (W, 4-3) 2017
5. 3,125 vs. LSU (L, 13-6) 1991
6. 3,076 vs. Arkansas (W, 9-2)
7. 2,536 vs. UL-Monroe (W, 3-2) 2007
8. 2,375 vs. LSU (W, 5-4) 1987
9. 2,220 vs. Rice (W, 4-3 (15)) 2016
10. 2,138 vs. Arkansas (L, 6-2) 2007

## Head Coach Lane Burroughs



Louisiana Tech head baseball coach Lane Burroughs enters his third season with the Bulldogs after a 39-20 record in 2018 - including a program record 21 victories in conference play.

Through his first two years, Burroughs has amassed 75 victories - the most of any Tech baseball coach in their first two seasons.

In 2018, Burroughs led the Bulldogs to the second seed in the Conference USA Tournament, after the team was picked to finish seventh in the preseason poll. Under his leadership, the Bulldogs won 18 true road games (sixth-most in NCAA, and most in C-USA) for the first time since 1982. Tech also finished a perfect 5-0 in league series on the road.

Tech also claimed several signature victories in 2018, including wins over Power 5 foes in then No. 9 Texas A&M and Cal, as Tech claimed The Frisco Classic Championship Title. Burroughs also led the Bulldogs to a road series win over then No. 9 Southern Miss, finishing as the only team to beat the Golden Eagles in a regular-season series in 2018.

Burroughs continued his home success, leading the Bulldogs to 18 home victories, marking the first time that a Tech team posted 18 wins at home and on the road in the same season since 1982.

With a new-look roster, featuring eight brand new starting position players, Burroughs paced the Tech offense, finishing the regular season second in OBP, runs scored, hits, RBI, doubles, triples and total bases.

In his first year in Ruston, Burroughs registered a 36-20 inaugural season in 2017, leading the 'Dogs to their first back-to-back 35+ win seasons in more than 25 years for the program.

In 2017, Tech drew a record number of season ticket holders that saw a 22-7 record in Ruston. The Bulldogs also held the nation's longest home winning streak after knocking off nationally-ranked Arkansas on February 28.

Burroughs saw three players selected in the 2017 MLB Draft, as pitcher Nate Harris (Conference USA Pitcher of the Year), catcher Brent Diaz (Johnny Bench Award Finalist) and outfielder Raphael Gladu (First Team All-Conference USA) all heard their names called to compete at the next level.

Burroughs joined the LA Tech family after spending the past four years as the head baseball coach at Northwestern State, where he compiled 113 wins and led the Demons to three straight 30-win seasons from 2014-16. In his final three seasons in Natchitoches, Burroughs guided Northwestern State to a 97-73 record and qualified for the Southland Conference Tournament each year, while the Demons averaged 19.7 conference wins in that span.

After being named head coach at Northwestern State in 2013, Burroughs was tasked with the job of rebuilding the historic baseball program and delivered soon after taking over the helm. Burroughs guided the Demons to the largest turnaround in Southland Conference history after NSU increased its league win total from 2013 to 2014 by 14 to finish third in the Southland, while NSU also tied the school record for the largest increase in total wins from a previous season with 17 more victories than the previous season.

Prior to being named the Demons skipper in 2013, Burroughs spent a total of 17 years as an assistant coach at Mississippi College (1996), East Mississippi Community College (1997), Northwestern State (1998), Southern

Miss (1999-2007), Kansas State (2008) and Mississippi State (2009-12). In all, the 21-year veteran has coached in the SEC, Big 12, Conference USA and Southland Conference.

Burroughs spent four seasons as the recruiting coordinator and assistant under John Cohen at Mississippi State from 2009-12, while the new LA Tech skipper also brings nine years of Conference USA experience with him to Ruston after he spent time on Corky Palmer's staff at Southern Miss from 1999-2007. Burroughs served as the hitting coach, recruiting coordinator and infield coach for the Golden Eagles and helped lead Southern Miss to six NCAA Regional appearances in nine seasons before spending one year coaching in the Big 12 as an assistant at Kansas State.

Early in his coaching career, Burroughs also spent the 1998 season as an assistant under Cohen, who was the head coach at Northwestern State, as the two helped lead the Demons to 40 wins and a Southland Conference title.

Burroughs began his coaching career in 1996 as a graduate assistant at Mississippi College before spending the 1997 season as an assistant at East Mississippi Community College.

As an assistant, Burroughs has coached eight NCAA Regional tournament teams.

During his playing career, Burroughs spent two years at Meridian Community College where he helped lead the Eagles to back-to-back Region 23 championships and the NJCAA College World Series in 1993. From 1994-95, Burroughs was an outfielder and catcher for Mississippi College and earned first team All-Gulf South Conference honors.

Burroughs studied pre-law at Mississippi College, where he earned his bachelor's degree in 1995, before earning his master's in social sciences in 1996.

Burroughs and his wife, Susan, have three children: Parker Grace, Camryn Laine and Thomas Jackson.

### BULLDOG TRENDS UNDER BURROUGHS

| The Opposition         | Month                       |
|------------------------|-----------------------------|
| Overall.....           | February.....               |
| 79-40                  | 17-4                        |
| Non-conference.....    | March.....                  |
| 40-16                  | 26-13                       |
| Conference.....        | April.....                  |
| 38-22                  | 22-12                       |
| Home.....              | May.....                    |
| 41-16                  | 14-11                       |
| Away.....              | <b>Breakdown</b>            |
| 35-19                  | Leading after 6 .....       |
| Neutral.....           | 60-6                        |
| 3-5                    | Trailing after 6 .....      |
| vs. Ranked Teams.....  | 14-31                       |
| 6-5                    | Leading after 7 .....       |
| <b>Day of the Week</b> | 62-2                        |
| Monday .....           | Trailing after 7 .....      |
| 0-0                    | 7-35                        |
| Tuesday .....          | Leading after 8 .....       |
| 10-5                   | 67-2                        |
| Wednesday .....        | Trailing after 8 .....      |
| 8-6                    | 2-33                        |
| Thursday .....         | Scored first .....          |
| 2-2                    | 44-16                       |
| Friday .....           | Opponent scored first ..... |
| 19-11                  | 35-24                       |
| Saturday .....         | One-run games .....         |
| 22-10                  | 11-10                       |
| Sunday .....           | Two-run games .....         |
| 18-6                   | 14-9                        |
|                        | Five+ run games .....       |
|                        | 32-8                        |
|                        | Extra innings .....         |
|                        | 6-5                         |

## TYLER FOLLIS | 6-4 | 190 | RHP | JR. | SULPHUR SPRINGS, TEXAS



## CAREER STATS

| Year  | era  | w-l | app | gs | cg | sho | sv | ip   | h  | r  | er | bb | so | 2b | 3b | hr | bf  | bavg | wp | hbp | bk | sfa | sha |
|-------|------|-----|-----|----|----|-----|----|------|----|----|----|----|----|----|----|----|-----|------|----|-----|----|-----|-----|
| 2017  | 5.65 | 0-0 | 6   | 3  | 0  | 0/0 | 0  | 14.1 | 17 | 10 | 9  | 5  | 10 | 3  | 0  | 1  | 64  | .298 | 0  | 2   | 0  | 0   | 0   |
| 2018  | 2.53 | 5-2 | 19  | 4  | 0  | 0/1 | 1  | 42.2 | 35 | 21 | 12 | 19 | 46 | 4  | 0  | 3  | 193 | .211 | 3  | 7   | 0  | 0   | 1   |
| 2019  | 0.00 | 1-0 | 2   | 0  | 0  | 0/0 | 0  | 6.1  | 3  | 0  | 0  | 0  | 10 | 1  | 0  | 0  | 26  | .125 | 1  | 2   | 0  | 0   | 0   |
| TOTAL | 2.98 | 6-2 | 27  | 7  | 0  | 0/1 | 1  | 63.1 | 55 | 31 | 21 | 24 | 66 | 8  | 0  | 4  | 283 | .223 | 4  | 11  | 0  | 0   | 1   |

## 2019 STATS

| Date   | Opponent        | GS | IP  | H | R | ER | BB | SO | 2B | 3B | HR | WP | BK | HBP | IBB | Score | W-L | Sv | ERA  | NP |
|--------|-----------------|----|-----|---|---|----|----|----|----|----|----|----|----|-----|-----|-------|-----|----|------|----|
| Feb 15 | at Southeastern |    | 5.2 | 3 | 0 | 0  | 0  | 9  | 1  | 0  | 0  | 1  | 0  | 2   | 0   | 13-8  | 1-0 | 0  | 0.00 | 84 |
| Feb 20 | UL-LAFAYETTE    |    | 0.2 | 0 | 0 | 0  | 0  | 1  | 0  | 0  | 0  | 0  | 0  | 0   | 0   | 3-2   | 1-0 | 0  | 0.00 | 7  |
| Totals |                 | 0  | 6.1 | 3 | 0 | 0  | 0  | 10 | 1  | 0  | 0  | 1  | 0  | 2   | 0   | 16-10 | 1-0 | 0  | 0.00 | -  |

## 2018 STATS

| Date   | Opponent           | GS | IP   | H  | R  | ER | BB | SO | 2B | 3B | HR | WP | BK | HBP | IBB | Score  | W-L | Sv | ERA  | NP  |
|--------|--------------------|----|------|----|----|----|----|----|----|----|----|----|----|-----|-----|--------|-----|----|------|-----|
| Feb 17 | at Pepperdine-2    | *  | 5.2  | 4  | 1  | 0  | 2  | 3  | 0  | 0  | 0  | 0  | 0  | 0   | 0   | 0-1    | 0-1 | 0  | 0.00 | 81  |
| Feb 24 | SIU-EDWARDSVILLE   |    | 2.1  | 0  | 0  | 0  | 0  | 3  | 0  | 0  | 0  | 0  | 0  | 0   | 0   | 4-1    | 0-1 | 0  | 0.00 | 41  |
| Feb 28 | NORTHWESTERN ST    |    | 0.1  | 0  | 0  | 0  | 0  | 1  | 0  | 0  | 0  | 0  | 0  | 0   | 0   | 4-6    | 0-1 | 0  | 0.00 | 4   |
| Mar 03 | vs California      |    | 0.0  | 2  | 2  | 2  | 1  | 0  | 1  | 0  | 0  | 0  | 0  | 0   | 0   | 10-6   | 0-1 | 0  | 2.16 | 13  |
| Mar 06 | GRAMBLING STATE    | *  | 6.0  | 3  | 0  | 0  | 2  | 8  | 0  | 0  | 0  | 0  | 0  | 1   | 0   | 8-0    | 1-1 | 0  | 1.26 | 98  |
| Mar 16 | RICE               |    | 2.0  | 2  | 1  | 0  | 1  | 3  | 0  | 0  | 0  | 0  | 0  | 1   | 0   | 8-2    | 1-1 | 0  | 1.10 | 39  |
| Mar 21 | UL-MONROE          | *  | 7.0  | 0  | 1  | 0  | 3  | 3  | 0  | 0  | 0  | 1  | 0  | 0   | 0   | 6-1    | 2-1 | 0  | 0.77 | 109 |
| Mar 27 | at McNeese         |    | 2.1  | 0  | 0  | 0  | 0  | 5  | 0  | 0  | 0  | 0  | 0  | 2   | 0   | 9-2    | 3-1 | 0  | 0.70 | 36  |
| Mar 30 | FIU                |    | 3.0  | 4  | 3  | 0  | 0  | 5  | 0  | 0  | 0  | 0  | 0  | 0   | 0   | 7-6    | 3-1 | 1  | 0.63 | 51  |
| Apr 04 | LITTLE ROCK        |    | 1.1  | 1  | 0  | 0  | 1  | 3  | 0  | 0  | 0  | 0  | 0  | 0   | 0   | 1-2    | 3-1 | 1  | 0.60 | 26  |
| Apr 7  | at UTSA            |    | 0.1  | 0  | 0  | 0  | 0  | 0  | 0  | 0  | 0  | 0  | 0  | 0   | 0   | 3-4    | 3-1 | 1  | 0.59 | 4   |
| Apr 14 | CHARLOTTE-2        |    | 2.2  | 3  | 2  | 0  | 0  | 3  | 1  | 0  | 1  | 0  | 0  | 1   | 0   | 4-6    | 3-2 | 1  | 0.55 | 43  |
| Apr 21 | at Marshall        |    | 0.1  | 1  | 2  | 2  | 1  | 1  | 1  | 0  | 0  | 0  | 0  | 0   | 0   | 10-6   | 4-2 | 1  | 1.08 | 14  |
| Apr 22 | at Marshall        |    | 1.0  | 1  | 0  | 0  | 2  | 1  | 0  | 0  | 0  | 0  | 0  | 0   | 0   | 12-3   | 4-2 | 1  | 1.05 | 26  |
| Apr 29 | at WKU             |    | 0.0  | 1  | 0  | 0  | 0  | 0  | 0  | 0  | 0  | 0  | 0  | 0   | 0   | 4-2    | 4-2 | 1  | 1.05 | 5   |
| May 05 | MIDDLE TENNESSEE   |    | 1.1  | 1  | 3  | 3  | 2  | 1  | 0  | 0  | 1  | 0  | 0  | 2   | 0   | 15-12  | 5-2 | 1  | 1.77 | 34  |
| May 09 | at Grambling State | *  | 4.0  | 3  | 1  | 1  | 1  | 4  | 0  | 0  | 0  | 1  | 0  | 0   | 0   | 12-1   | 5-2 | 1  | 1.82 | 65  |
| May 19 | OLD DOMINION       |    | 1.1  | 4  | 2  | 1  | 1  | 0  | 0  | 0  | 0  | 0  | 0  | 0   | 0   | 3-2    | 5-2 | 1  | 1.98 | 36  |
| May 23 | vs Rice            |    | 1.2  | 5  | 3  | 3  | 2  | 2  | 1  | 0  | 1  | 1  | 0  | 0   | 0   | 2-6    | 5-2 | 1  | 2.53 | 53  |
| Totals |                    | 4  | 42.2 | 35 | 21 | 12 | 19 | 46 | 4  | 0  | 3  | 3  | 0  | 7   | 0   | 122-69 | 5-2 | 1  | 2.53 | -   |

## BIOGRAPHY

**2018:** Went 5-2 with a 2.53 ERA in 19 appearances (four starts) ... Struck out 46 and walked 19 in 42.2 innings pitched ... Allowed just three of his 12 inherited runners to score ... Tossed seven innings of one-run baseball against ULM on March 21, allowing just one unearned run on no hits ... Racked up a career-high eight strikeouts in six shutout innings vs. Grambling on March 6.

**2017:** Posted a 5.65 ERA in 14.1 innings of relief

across six appearances ... Struck out 10 and walked five in those appearances ... Threw 2.0 innings of scoreless relief while striking out three in Tech's April 21st contest against UAB.

**High School:** Graduated from Sulphur Springs High School in 2016 ... In his time with Sulphur Springs, Follis registered a 35-7 record to go along with a 1.29 ERA and 330 strikeouts ... Was 13-3 on the mound as a junior, including throwing a no-hitter in

the playoffs ... Posted a 1.37 ERA and struck out 97 batters he faced in 98 innings pitched as a junior ... Named 2014 District 15-5A Sophomore of the Year and All-East Texas ... Also earned 2015 District 15-5A Pitcher of the Year honors ... Coached by Jerrod Hammack.

**Personal:** Born on August 5, 1998 to Chris Follis and Holly Bogue in Sulphur Springs, Texas ... Has one sibling, Ashton Teafattler.

**LOGAN ROBBINS | 5-11 | 200 | LHP | R-SR. | LEAKESVILLE, MISS.**



**CAREER STATS**

| Year  | era   | w-l | app | gs | cg | sho | sv | ip   | h  | r  | er | bb | so | 2b | 3b | hr | bf  | bavg | wp | hbp | bk | sfa | sha |
|-------|-------|-----|-----|----|----|-----|----|------|----|----|----|----|----|----|----|----|-----|------|----|-----|----|-----|-----|
| 2018  | 4.66  | 7-1 | 14  | 14 | 1  | 0/0 | 0  | 75.1 | 84 | 41 | 39 | 17 | 47 | 12 | 1  | 9  | 323 | .285 | 3  | 4   | 2  | 5   | 2   |
| 2019  | 23.62 | 0-0 | 1   | 1  | 0  | 0/0 | 0  | 2.2  | 6  | 8  | 7  | 4  | 1  | 0  | 2  | 0  | 18  | .429 | 0  | 0   | 0  | 0   | 0   |
| TOTAL | 5.31  | 7-1 | 15  | 15 | 1  | 0/0 | 0  | 78.0 | 90 | 49 | 46 | 21 | 48 | 12 | 3  | 9  | 341 | .291 | 3  | 4   | 2  | 5   | 2   |

**2019 STATS**

| Date   | Opponent        | GS | IP  | H | R | ER | BB | SO | 2B | 3B | HR | WP | BK | HBP | IBB | Score | W-L | Sv | ERA   | NP |
|--------|-----------------|----|-----|---|---|----|----|----|----|----|----|----|----|-----|-----|-------|-----|----|-------|----|
| Feb 16 | at Southeastern | *  | 2.2 | 6 | 8 | 7  | 4  | 1  | 0  | 2  | 0  | 0  | 0  | 0   | 0   | 15-11 | 0-0 | 0  | 23.62 | 61 |
| Totals |                 | 1  | 2.2 | 6 | 8 | 7  | 4  | 1  | 0  | 2  | 0  | 0  | 0  | 0   | 0   | 15-11 | 0-0 | 0  | 23.62 | -  |

**2018 STATS**

| Date   | Opponent            | GS | IP   | H  | R  | ER | BB | SO | 2B | 3B | HR | WP | BK | HBP | IBB | Score | W-L | Sv | ERA  | NP  |
|--------|---------------------|----|------|----|----|----|----|----|----|----|----|----|----|-----|-----|-------|-----|----|------|-----|
| Feb 17 | at Pepperdine-1     | *  | 5.1  | 5  | 1  | 1  | 0  | 3  | 1  | 0  | 0  | 0  | 1  | 0   | 0   | 3-2   | 1-0 | 0  | 1.69 | 77  |
| Feb 24 | SIU-EDWARDSVILLE    | *  | 5.2  | 5  | 0  | 0  | 0  | 6  | 0  | 0  | 0  | 1  | 0  | 2   | 0   | 4-1   | 2-0 | 0  | 0.82 | 64  |
| Mar 03 | vs California       | *  | 4.1  | 5  | 3  | 2  | 2  | 3  | 1  | 0  | 1  | 0  | 0  | 0   | 0   | 10-6  | 2-0 | 0  | 1.76 | 70  |
| Mar 10 | HOUSTON BAPTIST     | *  | 9.0  | 4  | 1  | 1  | 0  | 6  | 0  | 0  | 1  | 0  | 0  | 0   | 0   | 3-1   | 3-0 | 0  | 1.48 | 107 |
| Mar 17 | RICE-1              | *  | 6.0  | 4  | 3  | 3  | 2  | 2  | 0  | 0  | 1  | 0  | 0  | 0   | 0   | 6-4   | 4-0 | 0  | 2.08 | 88  |
| Mar 24 | at UAB              | *  | 7.0  | 6  | 4  | 4  | 3  | 3  | 1  | 0  | 0  | 0  | 0  | 0   | 0   | 7-6   | 5-0 | 0  | 2.65 | 95  |
| Mar 30 | FIU                 | *  | 6.0  | 6  | 3  | 3  | 1  | 4  | 0  | 0  | 1  | 0  | 0  | 0   | 0   | 7-6   | 6-0 | 0  | 2.91 | 87  |
| Apr 7  | at UTSA             | *  | 5.2  | 10 | 3  | 3  | 2  | 0  | 0  | 0  | 0  | 0  | 0  | 1   | 0   | 3-4   | 6-0 | 0  | 3.12 | 86  |
| Apr 14 | CHARLOTTE-2         | *  | 6.1  | 8  | 4  | 3  | 1  | 2  | 3  | 0  | 0  | 0  | 0  | 0   | 0   | 4-6   | 6-0 | 0  | 3.25 | 90  |
| Apr 21 | at Marshall         | *  | 5.0  | 9  | 3  | 3  | 1  | 7  | 1  | 1  | 0  | 0  | 0  | 0   | 0   | 10-6  | 6-0 | 0  | 3.43 | 85  |
| Apr 28 | at WKU              | *  | 7.0  | 4  | 1  | 1  | 1  | 4  | 1  | 0  | 0  | 0  | 0  | 0   | 0   | 13-4  | 7-0 | 0  | 3.21 | 103 |
| May 05 | MIDDLE TENNESSEE    | *  | 3.0  | 8  | 7  | 7  | 1  | 3  | 3  | 0  | 2  | 1  | 0  | 0   | 0   | 15-12 | 7-0 | 0  | 3.97 | 68  |
| May 12 | at Southern Miss    | *  | 3.0  | 5  | 7  | 7  | 2  | 3  | 0  | 0  | 3  | 0  | 0  | 1   | 0   | 1-16  | 7-1 | 0  | 4.66 | 62  |
| May 25 | vs Florida Atlantic | *  | 2.0  | 5  | 1  | 1  | 1  | 1  | 1  | 0  | 0  | 1  | 1  | 0   | 0   | 6-8   | 7-1 | 0  | 4.66 | 49  |
| Totals |                     | 14 | 75.1 | 84 | 41 | 39 | 17 | 47 | 12 | 1  | 9  | 3  | 2  | 4   | 0   | 92-82 | 7-1 | 0  | 4.66 | -   |

**BIOGRAPHY**

**2018:** Named 2nd Team All-Conference USA ... Made 14 starts Went 7-1 on the mound with a 4.66 ERA ... Struck out 47 and walked 17 ... Earned wins or no decisions in each of his first 12 appearances ... Pitched into the sixth inning in nine of his 14 starts ... Pitched a nine-inning complete game against Houston Baptist on March 10, allowing one run on four hits, while striking out six and walking none.

**2016-17 (Jones County Junior College):** Last season, went 12-0 on the mound while posting a 2.29 ERA across 66.2 innings pitched ... Helped lead Jones County to a 2016 national championship ... Tossed 61.1 innings, striking out 54 to go along with a 4.70 ERA ... Posted a 6-0 record while also recording a save ... Coached by Chris Kirtland.

**Personal:** Full name is Logan Conner Robbins ... Son of Michael and Phyllis Robbins ... Has two siblings: Mason and Walker ... Brother Mason is a player in the Chicago White Sox organization ... Brother Walker is a player in the St. Louis Cardinals organization ... Born on May 8, 1995 in Mobile, Alabama.

**High School:** Graduated from George County High School in 2014 ... Lettered for four years in baseball ... Coached by Brooks McKay, Tony Neil, Mel Spivey and Brandon Davis.

## LOGAN BAILEY | 5-10 | 225 | LHP | SR. | HALLSVILLE, TEXAS



## CAREER STATS

| Year  | era   | w-l | app | gs | cg | sho | sv | ip   | h  | r  | er | bb | so | 2b | 3b | hr | bf  | bavg | wp | hbp | bk | sfa | sha |
|-------|-------|-----|-----|----|----|-----|----|------|----|----|----|----|----|----|----|----|-----|------|----|-----|----|-----|-----|
| 2018  | 2.24  | 8-1 | 14  | 14 | 1  | 1/1 | 0  | 76.1 | 72 | 25 | 19 | 17 | 60 | 12 | 0  | 4  | 316 | .254 | 2  | 5   | 1  | 3   | 7   |
| 2019  | 14.40 | 0-0 | 2   | 1  | 0  | 0/0 | 0  | 5.0  | 11 | 8  | 8  | 1  | 5  | 1  | 0  | 0  | 27  | .478 | 0  | 2   | 1  | 1   | 0   |
| TOTAL | 2.99  | 8-1 | 16  | 15 | 1  | 1/1 | 0  | 81.1 | 83 | 33 | 27 | 18 | 65 | 13 | 0  | 4  | 343 | .270 | 2  | 7   | 2  | 4   | 7   |

## 2019 STATS

| Date   | Opponent      | GS | IP  | H  | R | ER | BB | SO | 2B | 3B | HR | WP | BK | HBP | IBB | Score | W-L | Sv | ERA   | NP |
|--------|---------------|----|-----|----|---|----|----|----|----|----|----|----|----|-----|-----|-------|-----|----|-------|----|
| Feb 17 | at Pepperdine | *  | 3.2 | 9  | 8 | 8  | 1  | 4  | 1  | 0  | 0  | 0  | 1  | 2   | 0   | 12-8  | 0-0 | 0  | 19.64 | 70 |
| Feb 20 | UL-LAFAYETTE  |    | 1.1 | 2  | 0 | 0  | 0  | 1  | 0  | 0  | 0  | 0  | 0  | 0   | 0   | 3-2   | 0-0 | 0  | 14.40 | 19 |
| Totals |               | 1  | 5.0 | 11 | 8 | 8  | 1  | 5  | 1  | 0  | 0  | 0  | 1  | 2   | 0   | 15-10 | 0-0 | 0  | 14.40 | -  |

## 2018 STATS

| Date   | Opponent         | GS | IP   | H  | R  | ER | BB | SO | 2B | 3B | HR | WP | BK | HBP | IBB | Score | W-L | Sv | ERA  | NP  |
|--------|------------------|----|------|----|----|----|----|----|----|----|----|----|----|-----|-----|-------|-----|----|------|-----|
| Feb 18 | at Pepperdine    | *  | 5.0  | 6  | 2  | 2  | 2  | 4  | 1  | 0  | 0  | 0  | 0  | 0   | 0   | 9-3   | 1-0 | 0  | 3.60 | 81  |
| Feb 25 | SIU-EDWARDSVILLE | *  | 6.0  | 3  | 0  | 0  | 1  | 6  | 0  | 0  | 0  | 0  | 0  | 0   | 0   | 2-5   | 1-0 | 0  | 1.64 | 96  |
| Mar 04 | vs Baylor        | *  | 5.0  | 4  | 3  | 1  | 2  | 3  | 0  | 0  | 0  | 0  | 0  | 0   | 0   | 1-6   | 1-1 | 0  | 1.69 | 96  |
| Mar 11 | HOUSTON BAPTIST  | *  | 6.0  | 5  | 3  | 1  | 0  | 8  | 0  | 0  | 1  | 0  | 0  | 1   | 0   | 9-3   | 2-1 | 0  | 1.64 | 82  |
| Mar 17 | RICE-2           | *  | 6.0  | 4  | 3  | 3  | 2  | 4  | 1  | 0  | 1  | 0  | 0  | 0   | 0   | 7-3   | 3-1 | 0  | 2.25 | 80  |
| Mar 25 | at UAB           | *  | 4.1  | 6  | 3  | 2  | 1  | 0  | 0  | 0  | 0  | 0  | 0  | 1   | 0   | 9-4   | 3-1 | 0  | 2.51 | 77  |
| Mar 31 | FIU              | *  | 6.0  | 8  | 0  | 0  | 1  | 6  | 2  | 0  | 0  | 1  | 0  | 0   | 0   | 3-0   | 4-1 | 0  | 2.11 | 91  |
| Apr 8  | at UTSA          | *  | 7.0  | 6  | 0  | 0  | 1  | 6  | 3  | 0  | 0  | 0  | 0  | 1   | 0   | 13-0  | 5-1 | 0  | 1.79 | 96  |
| Apr 15 | CHARLOTTE        | *  | 7.0  | 7  | 2  | 2  | 1  | 3  | 2  | 0  | 1  | 0  | 0  | 0   | 0   | 10-6  | 6-1 | 0  | 1.89 | 100 |
| Apr 22 | at Marshall      | *  | 5.0  | 3  | 1  | 1  | 1  | 3  | 0  | 0  | 1  | 0  | 0  | 0   | 0   | 12-3  | 7-1 | 0  | 1.88 | 74  |
| Apr 29 | at WKU           | *  | 4.2  | 7  | 1  | 1  | 1  | 3  | 0  | 0  | 0  | 0  | 0  | 0   | 0   | 4-2   | 7-1 | 0  | 1.89 | 81  |
| May 13 | at Southern Miss | *  | 5.0  | 6  | 3  | 2  | 2  | 7  | 2  | 0  | 0  | 0  | 1  | 0   | 0   | 8-3   | 8-1 | 0  | 2.01 | 96  |
| May 19 | OLD DOMINION     | *  | 4.0  | 2  | 0  | 0  | 1  | 2  | 1  | 0  | 0  | 0  | 0  | 1   | 0   | 3-2   | 8-1 | 0  | 1.90 | 52  |
| May 24 | vs FIU           | *  | 5.1  | 5  | 4  | 4  | 1  | 5  | 0  | 0  | 0  | 1  | 0  | 1   | 0   | 7-5   | 8-1 | 0  | 2.24 | 96  |
| Totals |                  | 14 | 76.1 | 72 | 25 | 19 | 17 | 60 | 12 | 0  | 4  | 2  | 1  | 5   | 0   | 97-45 | 8-1 | 0  | 2.24 | -   |

## BIOGRAPHY

**2018:** Named First Team All-Conference USA, First Team All-Louisiana and ABCA/Rawlings First Team All-Region ... Finished the year with a team-low 2.24 ERA (second-best in C-USA) ... Recorded a team-high eight wins (8-1), and was a perfect 6-0 in league action ... Pitched at least five complete innings in 12 of his 14 starts ... Allowed two or fewer earned runs in 12 of his 14 starts ... Struck out 60, while walking just 17 ... Posted a WHIP of 1.23 ... Made 17 starts at first base early in the year, and hit three home runs along with 13 RBI ... Tossed a complete-game shut-out in a seven-inning run rule win vs. UTSA on April 8 ... In the month of April, he made four starts (23.2 IP), allowing just four runs, while striking out 15 and

walking four ... Tech was 12-2 in his 14 starts.

**2016-17 (Panola College):** Played infield and pitched as a sophomore at Panola, en route to a 2017 conference championship ... On the mound, he went 12-2 with a 2.45 ERA while striking out 104 across 80.2 innings pitched ... With the bat, he hit .257 with nine home runs and 36 RBI ... During his freshman season at Panola, Bailey batted .346 with 10 home runs, 16 doubles and 50 RBI, which helped lead the team to an 39-18 record ... Coached by Todd Shelton and Brandon Benton.

**High School:** Graduated from Hallsville High School in 2015 ... Lettered in football and baseball ... Three-time all-district first basemen ... 2014 first-team all-East Texas ... Selected as a team captain for both football and baseball teams ... Two-time all-district offensive lineman ... 2013 first-team all-East Texas offensive lineman ... Coached by Scott Mitchell, Marty Mayfield and Chris Whatley.

**Personal:** Son of Chuck and Kaylynn Bailey ... Has two brothers: Nathan and Dylan ... Born on August 15, 1996 in Longview, Texas.

## 2019 OVERALL STATISTICS

Record: 4-0 Home: 1-0 Away: 3-0 C-USA: 0-0

| Player             | avg  | gp-gs | ab  | r  | h  | 2b | 3b | hr | rbi | tb | slg% | bb | hp | so | gdp | ob%  | sf | sh | sb-att | po  | a  | e | fld%  |  |
|--------------------|------|-------|-----|----|----|----|----|----|-----|----|------|----|----|----|-----|------|----|----|--------|-----|----|---|-------|--|
| Taylor Young       | .500 | 4-4   | 12  | 5  | 6  | 1  | 0  | 0  | 4   | 7  | .583 | 6  | 2  | 2  | 0   | .667 | 1  | 0  | 1-2    | 7   | 5  | 0 | 1.000 |  |
| Mason Mallard      | .400 | 4-4   | 15  | 7  | 6  | 2  | 0  | 0  | 4   | 8  | .533 | 4  | 0  | 3  | 0   | .526 | 0  | 0  | 1-1    | 23  | 0  | 1 | .958  |  |
| Hunter Wells       | .375 | 4-4   | 16  | 5  | 6  | 1  | 1  | 0  | 3   | 9  | .563 | 6  | 1  | 3  | 0   | .565 | 0  | 0  | 2-2    | 6   | 8  | 1 | .933  |  |
| Mason Robinson     | .368 | 4-4   | 19  | 4  | 7  | 1  | 0  | 0  | 4   | 8  | .421 | 0  | 1  | 2  | 0   | .400 | 0  | 0  | 0-1    | 3   | 0  | 0 | 1.000 |  |
| Chris Clayton      | .333 | 4-4   | 15  | 3  | 5  | 1  | 0  | 0  | 7   | 6  | .400 | 0  | 1  | 1  | 0   | .353 | 1  | 2  | 0-0    | 40  | 4  | 1 | .978  |  |
| Shelton Wallace    | .294 | 4-4   | 17  | 6  | 5  | 0  | 0  | 0  | 2   | 5  | .294 | 2  | 1  | 4  | 0   | .400 | 0  | 0  | 2-2    | 0   | 0  | 0 | .000  |  |
| Parker Bates       | .263 | 4-4   | 19  | 5  | 5  | 1  | 0  | 1  | 7   | 9  | .474 | 1  | 1  | 3  | 0   | .304 | 2  | 0  | 0-0    | 15  | 1  | 0 | 1.000 |  |
| Tanner Huddleston  | .250 | 4-4   | 20  | 5  | 5  | 0  | 0  | 1  | 4   | 8  | .400 | 2  | 0  | 5  | 0   | .318 | 0  | 0  | 0-0    | 4   | 7  | 1 | .917  |  |
| Steele Netterville | .214 | 4-4   | 14  | 3  | 3  | 1  | 0  | 0  | 3   | 4  | .286 | 2  | 1  | 5  | 0   | .353 | 0  | 0  | 0-0    | 5   | 0  | 0 | 1.000 |  |
| -----              |      |       |     |    |    |    |    |    |     |    |      |    |    |    |     |      |    |    |        |     |    |   |       |  |
| Graham Hackbarth   | .000 | 4-0   | 3   | 0  | 0  | 0  | 0  | 0  | 0   | 0  | .000 | 0  | 0  | 1  | 0   | .000 | 0  | 0  | 0-0    | 8   | 0  | 0 | 1.000 |  |
| Blake Johnson      | .000 | 1-0   | 1   | 0  | 0  | 0  | 0  | 0  | 0   | 0  | .000 | 0  | 1  | 0  | 0   | .500 | 0  | 0  | 0-0    | 0   | 1  | 0 | 1.000 |  |
| Philip Matulia     | .000 | 1-0   | 1   | 0  | 0  | 0  | 0  | 0  | 0   | 0  | .000 | 0  | 0  | 0  | 0   | .000 | 0  | 0  | 0-0    | 0   | 0  | 0 | .000  |  |
| Totals             | .316 | 4     | 152 | 43 | 48 | 8  | 1  | 2  | 38  | 64 | .421 | 23 | 9  | 29 | 0   | .426 | 4  | 2  | 6-8    | 111 | 33 | 5 | .966  |  |
| Opponents          | .307 | 4     | 150 | 29 | 46 | 6  | 2  | 2  | 27  | 62 | .413 | 17 | 11 | 41 | 2   | .411 | 2  | 2  | 7-8    | 110 | 35 | 8 | .948  |  |

LOB - Team (37), Opp (42). DPs turned - Team (2). IBB - Team (1), Wells 1.

### (All games Sorted by Earned run avg)

| Player           | era   | w-l | app | gs | cg | sho | sv | ip   | h  | r  | er | bb | so | 2b | 3b | hr | b/avg | wp | hp | bk | sfa | sha |  |  |
|------------------|-------|-----|-----|----|----|-----|----|------|----|----|----|----|----|----|----|----|-------|----|----|----|-----|-----|--|--|
| Tyler Follis     | 0.00  | 1-0 | 2   | 0  | 0  | 0/0 | 0  | 6.1  | 3  | 0  | 0  | 0  | 10 | 1  | 0  | 0  | .125  | 1  | 2  | 0  | 0   | 0   |  |  |
| Jonathan Fincher | 0.00  | 1-0 | 2   | 0  | 0  | 0/0 | 1  | 4.0  | 1  | 0  | 0  | 2  | 6  | 0  | 0  | 0  | .077  | 2  | 0  | 0  | 0   | 0   |  |  |
| Quinton Logan    | 0.00  | 1-0 | 1   | 0  | 0  | 0/0 | 0  | 2.1  | 1  | 0  | 0  | 1  | 1  | 1  | 0  | 0  | .143  | 1  | 2  | 0  | 0   | 0   |  |  |
| Braxton Smith    | 3.38  | 0-0 | 2   | 0  | 0  | 0/0 | 1  | 5.1  | 6  | 3  | 2  | 1  | 6  | 0  | 0  | 0  | .250  | 1  | 0  | 0  | 0   | 0   |  |  |
| Kyle Griffen     | 4.15  | 1-0 | 3   | 0  | 0  | 0/0 | 0  | 4.1  | 9  | 2  | 2  | 1  | 4  | 2  | 0  | 0  | .474  | 0  | 2  | 0  | 1   | 1   |  |  |
| Matt Miller      | 8.53  | 0-0 | 2   | 2  | 0  | 0/0 | 0  | 6.1  | 9  | 6  | 6  | 4  | 8  | 1  | 0  | 2  | .375  | 2  | 1  | 0  | 0   | 1   |  |  |
| Logan Bailey     | 14.40 | 0-0 | 2   | 1  | 0  | 0/0 | 0  | 5.0  | 11 | 8  | 8  | 1  | 5  | 1  | 0  | 0  | .478  | 0  | 2  | 1  | 1   | 0   |  |  |
| Logan Robbins    | 23.62 | 0-0 | 1   | 1  | 0  | 0/0 | 0  | 2.2  | 6  | 8  | 7  | 4  | 1  | 0  | 2  | 0  | .429  | 0  | 0  | 0  | 0   | 0   |  |  |
| -----            |       |     |     |    |    |     |    |      |    |    |    |    |    |    |    |    |       |    |    |    |     |     |  |  |
| Bryce Fagan      | 27.00 | 0-0 | 2   | 0  | 0  | 0/0 | 0  | 0.2  | 0  | 2  | 2  | 3  | 0  | 0  | 0  | 0  | .000  | 0  | 2  | 0  | 0   | 0   |  |  |
| Totals           | 6.57  | 4-0 | 4   | 4  | 0  | 0/0 | 2  | 37.0 | 46 | 29 | 27 | 17 | 41 | 6  | 2  | 2  | .307  | 7  | 11 | 1  | 2   | 2   |  |  |
| Opponents        | 8.84  | 0-4 | 4   | 4  | 0  | 0/0 | 0  | 36.2 | 48 | 43 | 36 | 23 | 29 | 8  | 1  | 2  | .316  | 2  | 9  | 0  | 4   | 2   |  |  |

PB - Team (1), Clayton 1, Opp (1). Pickoffs - Team (2), Miller, M. 1, Bailey 1. SBA/ATT - Clayton (7-8), Smith, B (2-2), Fincher (2-2), Robbins (2-2), Follis (1-1), Miller, M. (0-1).

## 2019 RESULTS

| Date         | Opponent        | Score   | Inns | Overall | C-USA | Pitcher of record | Attend | Time |
|--------------|-----------------|---------|------|---------|-------|-------------------|--------|------|
| Feb 15, 2019 | at Southeastern | w 13-8  | 9    | 1-0-0   | 0-0-0 | Follis (W 1-0)    | 1422   | 3:44 |
| Feb 16, 2019 | at Southeastern | w 15-11 | 9    | 2-0-0   | 0-0-0 | Griffen (W 1-0)   | 1342   | 3:27 |
| Feb 17, 2019 | at Southeastern | w 12-8  | 9    | 3-0-0   | 0-0-0 | Logan (W 1-0)     | 1372   | 3:41 |
| Feb 20, 2019 | UL-LAFAYETTE    | w 3-2   | (10) | 4-0-0   | 0-0-0 | Fincher (W 1-0)   | 2011   | 3:49 |

() extra inning game

## 2019 MISC. STATS

| <b>Multiple Hit Games</b> | <b>2</b> | <b>3</b> | <b>4</b> | <b>5+</b> | <b>Total</b> |
|---------------------------|----------|----------|----------|-----------|--------------|
| Mason Robinson            | 3        | -        | -        | -         | 3            |
| Mason Mallard             | 1        | 1        | -        | -         | 2            |
| Hunter Wells              | 1        | 1        | -        | -         | 2            |
| Shelton Wallace           | 1        | 1        | -        | -         | 2            |
| Parker Bates              | 1        | 1        | -        | -         | 2            |
| Chris Clayton             | -        | 1        | -        | -         | 1            |
| Tanner Huddleston         | 1        | -        | -        | -         | 1            |
| Taylor Young              | -        | -        | 1        | -         | 1            |
| TEAM                      | 8        | 5        | 1        | 0         | 14           |

| <b>Multiple RBI Games</b> | <b>2</b> | <b>3</b> | <b>4</b> | <b>5+</b> | <b>Total</b> |
|---------------------------|----------|----------|----------|-----------|--------------|
| Parker Bates              | 1        | -        | 1        | -         | 2            |
| Hunter Wells              | -        | 1        | -        | -         | 1            |
| Mason Mallard             | -        | 1        | -        | -         | 1            |
| Steele Netterville        | 1        | -        | -        | -         | 1            |
| Taylor Young              | -        | 1        | -        | -         | 1            |
| Tanner Huddleston         | -        | 1        | -        | -         | 1            |
| Chris Clayton             | -        | -        | -        | 1         | 1            |
| Mason Robinson            | 1        | -        | -        | -         | 1            |
| Shelton Wallace           | 1        | -        | -        | -         | 1            |
| TEAM                      | 4        | 4        | 1        | 1         | 10           |

| <b>Hitting Streaks</b> | <b>Longest</b> | <b>Current</b> |
|------------------------|----------------|----------------|
| Tanner Huddleston      | 4              | 4              |
| Mason Robinson         | 4              | 4              |
| Steele Netterville     | 3              | 3              |
| Hunter Wells           | 3              | -              |
| Taylor Young           | 3              | -              |
| Mason Mallard          | 3              | -              |
| Chris Clayton          | 2              | 1              |
| Parker Bates           | 2              | -              |
| Shelton Wallace        | 1              | -              |

| <b>Reached Base Streaks</b> | <b>Longest</b> | <b>Current</b> |
|-----------------------------|----------------|----------------|
| Hunter Wells                | 4              | 4              |
| Taylor Young                | 4              | 4              |
| Mason Robinson              | 4              | 4              |
| Mason Mallard               | 4              | 4              |
| Tanner Huddleston           | 4              | 4              |
| Shelton Wallace             | 4              | 4              |
| Parker Bates                | 4              | 4              |
| Steele Netterville          | 3              | 3              |
| Chris Clayton               | 2              | 1              |
| Blake Johnson               | 1              | 1              |

## 2019 SUMMARY

| Score by innings | 1 | 2 | 3  | 4 | 5  | 6  | 7 | 8 | 9 | EX | Total |
|------------------|---|---|----|---|----|----|---|---|---|----|-------|
| Louisiana Tech   | 4 | 2 | 0  | 7 | 13 | 10 | 1 | 1 | 4 | 1  | 43    |
| Opponents        | 1 | 6 | 10 | 9 | 0  | 0  | 0 | 1 | 2 | 0  | 29    |

### Record when ...

|                      |     |                      |     |
|----------------------|-----|----------------------|-----|
| Overall              | 4-0 | After 6 leading      | 4-0 |
| Conference           | 0-0 | ..... trailing       | 0-0 |
| Non-Conference       | 4-0 | ..... tied           | 0-0 |
| Home games           | 1-0 | After 7 leading      | 4-0 |
| Away games           | 3-0 | ..... trailing       | 0-0 |
| Neutral site         | 0-0 | ..... tied           | 0-0 |
| Day games            | 2-0 | After 8 leading      | 4-0 |
| Night games          | 2-0 | ..... trailing       | 0-0 |
| vs Left starter      | 0-0 | ..... tied           | 0-0 |
| vs Right starter     | 4-0 |                      |     |
| 1-Run games          | 1-0 | Hit 0 home runs      | 3-0 |
| 2-Run games          | 0-0 | ... 1 home run       | 0-0 |
| 5+Run games          | 1-0 | ... 2+ home runs     | 1-0 |
| Extra innings        | 1-0 |                      |     |
| Shutouts             | 0-0 | Opponent 0 home runs | 2-0 |
|                      |     | ..... 1 home run     | 2-0 |
|                      |     | ..... 2+ HRs         | 0-0 |
| Scoring 0-2 runs     | 0-0 |                      |     |
| ..... 3-5 runs       | 1-0 |                      |     |
| ..... 6-9 runs       | 0-0 | Made 0 errors        | 1-0 |
| ..... 10+ runs       | 3-0 | .... 1 error         | 1-0 |
|                      |     | .... 2+ errors       | 2-0 |
| Opponent 0-2 runs    | 1-0 |                      |     |
| ..... 3-5 runs       | 0-0 | Opp. made 0 errors   | 0-0 |
| ..... 6-9 runs       | 2-0 | ..... 1 error        | 0-0 |
| ..... 10+ runs       | 1-0 | ..... 2+ errors      | 4-0 |
| Scored in 1st inning | 2-0 | Out-hit opponent     | 3-0 |
| Opp. scored in 1st   | 1-0 | Out-hit by opponent  | 1-0 |
| Scores first         | 2-0 | Hits are tied        | 0-0 |
| Opp. scores first    | 2-0 |                      |     |

### Record when team scores:

|      |     |     |     |     |     |     |     |     |     |     |     |
|------|-----|-----|-----|-----|-----|-----|-----|-----|-----|-----|-----|
| Runs | 0   | 1   | 2   | 3   | 4   | 5   | 6   | 7   | 8   | 9   | 10+ |
| W-L  | 0-0 | 0-0 | 0-0 | 1-0 | 0-0 | 0-0 | 0-0 | 0-0 | 0-0 | 0-0 | 3-0 |

### Record when opponent scores:

|      |     |     |     |     |     |     |     |     |     |     |     |
|------|-----|-----|-----|-----|-----|-----|-----|-----|-----|-----|-----|
| Runs | 0   | 1   | 2   | 3   | 4   | 5   | 6   | 7   | 8   | 9   | 10+ |
| W-L  | 0-0 | 0-0 | 1-0 | 0-0 | 0-0 | 0-0 | 0-0 | 0-0 | 2-0 | 0-0 | 1-0 |

### Record when leading after:

|      |     |     |     |     |     |     |     |     |
|------|-----|-----|-----|-----|-----|-----|-----|-----|
| Inn. | 1   | 2   | 3   | 4   | 5   | 6   | 7   | 8   |
| W-L  | 2-0 | 1-0 | 1-0 | 0-0 | 2-0 | 4-0 | 4-0 | 4-0 |

### Record when trailing after:

|      |     |     |     |     |     |     |     |     |
|------|-----|-----|-----|-----|-----|-----|-----|-----|
| Inn. | 1   | 2   | 3   | 4   | 5   | 6   | 7   | 8   |
| W-L  | 1-0 | 2-0 | 2-0 | 4-0 | 2-0 | 0-0 | 0-0 | 0-0 |

### Record when tied after:

|      |     |     |     |     |     |     |     |     |
|------|-----|-----|-----|-----|-----|-----|-----|-----|
| Inn. | 1   | 2   | 3   | 4   | 5   | 6   | 7   | 8   |
| W-L  | 1-0 | 1-0 | 1-0 | 0-0 | 0-0 | 0-0 | 0-0 | 0-0 |

Current winning streak: 4  
 Longest winning streak: 4  
 Longest losing streak: 0

Home attendance : 2011 ( 1 dates avg = 2011 )  
 Away attendance : 4136 ( 3 dates avg = 1378 )  
 Total attendance: 6147 ( 4 dates avg = 1536 )

## 2019 TEAM BATTING GAME BY GAME

| Date   | Opponent        | ab  | r  | h  | rbi | 2b | 3b | hr | tb | bb | ibb | sb | cs | hbp | sac | sf | gdp | k  | po  | a  | e | lob | avg  |
|--------|-----------------|-----|----|----|-----|----|----|----|----|----|-----|----|----|-----|-----|----|-----|----|-----|----|---|-----|------|
| Feb 15 | at Southeastern | 43  | 13 | 16 | 13  | 5  | 1  | 0  | 23 | 5  | 0   | 0  | 0  | 2   | 0   | 1  | 0   | 10 | 27  | 7  | 2 | 11  | .372 |
| Feb 16 | at Southeastern | 42  | 15 | 15 | 13  | 3  | 0  | 2  | 24 | 6  | 0   | 2  | 1  | 1   | 0   | 0  | 0   | 6  | 27  | 12 | 2 | 7   | .365 |
| Feb 17 | at Southeastern | 33  | 12 | 12 | 9   | 0  | 0  | 0  | 12 | 6  | 0   | 2  | 0  | 4   | 2   | 3  | 0   | 5  | 27  | 4  | 0 | 9   | .364 |
| Feb 20 | UL-LAFAYETTE    | 34  | 3  | 5  | 3   | 0  | 0  | 0  | 5  | 6  | 1   | 2  | 1  | 2   | 0   | 0  | 0   | 8  | 30  | 10 | 1 | 10  | .316 |
| Totals |                 | 152 | 43 | 48 | 38  | 8  | 1  | 2  | 64 | 23 | 1   | 6  | 2  | 9   | 2   | 4  | 0   | 29 | 111 | 33 | 5 | 37  | .316 |

## 2019 TEAM PITCHING GAME BY GAME

| Date   | Opponent        | ip   | h  | r  | er | bb | so | 2b | 3b | hr | wp | bk | hbp | dp | ibb | score | w-l | sv | era  |
|--------|-----------------|------|----|----|----|----|----|----|----|----|----|----|-----|----|-----|-------|-----|----|------|
| Feb 15 | at Southeastern | 9.0  | 11 | 8  | 8  | 4  | 11 | 3  | 0  | 1  | 3  | 0  | 2   | 0  | 0   | 13-8  | 1-0 | 0  | 8.00 |
| Feb 16 | at Southeastern | 9.0  | 14 | 11 | 9  | 5  | 8  | 1  | 2  | 0  | 1  | 0  | 2   | 1  | 0   | 15-11 | 2-0 | 1  | 8.50 |
| Feb 17 | at Southeastern | 9.0  | 11 | 8  | 8  | 5  | 8  | 2  | 0  | 0  | 3  | 1  | 6   | 1  | 0   | 12-8  | 3-0 | 2  | 8.33 |
| Feb 20 | UL-LAFAYETTE    | 10.0 | 10 | 2  | 2  | 3  | 14 | 0  | 0  | 1  | 0  | 0  | 1   | 0  | 0   | 3-2   | 4-0 | 2  | 6.57 |
| Totals |                 | 37.0 | 46 | 29 | 27 | 17 | 41 | 6  | 2  | 2  | 7  | 1  | 11  | 2  | 0   | 43-29 | 4-0 | 2  | 6.57 |

## 2019 TEAM GAME HIGHS

### Batting

|                  |    |   |                                |
|------------------|----|---|--------------------------------|
| At bats:         | 43 | - | at Southeastern (Feb 15, 2019) |
| Runs scored:     | 15 | - | at Southeastern (Feb 16, 2019) |
| Hits:            | 16 | - | at Southeastern (Feb 15, 2019) |
| RBIs:            | 13 | - | at Southeastern (Feb 15, 2019) |
|                  | 13 | - | at Southeastern (Feb 16, 2019) |
| Doubles:         | 5  | - | at Southeastern (Feb 15, 2019) |
| Triples:         | 1  | - | at Southeastern (Feb 15, 2019) |
| Home runs:       | 2  | - | at Southeastern (Feb 16, 2019) |
| Total bases:     | 24 | - | at Southeastern (Feb 16, 2019) |
| Walks:           | 6  | - | at Southeastern (Feb 16, 2019) |
|                  | 6  | - | at Southeastern (Feb 17, 2019) |
|                  | 6  | - | vs UL-Lafayette (Feb 20, 2019) |
| Strikeouts:      | 10 | - | at Southeastern (Feb 15, 2019) |
| Sac hits:        | 2  | - | at Southeastern (Feb 17, 2019) |
| Sac flies:       | 3  | - | at Southeastern (Feb 17, 2019) |
| Stolen bases:    | 2  | - | at Southeastern (Feb 16, 2019) |
|                  | 2  | - | at Southeastern (Feb 17, 2019) |
|                  | 2  | - | vs UL-Lafayette (Feb 20, 2019) |
| Hit by pitch:    | 4  | - | at Southeastern (Feb 17, 2019) |
| Caught stealing: | 1  | - | at Southeastern (Feb 16, 2019) |
|                  | 1  | - | vs UL-Lafayette (Feb 20, 2019) |
| Runners LOB:     | 11 | - | at Southeastern (Feb 15, 2019) |

### Fielding

|               |    |   |                                |
|---------------|----|---|--------------------------------|
| Putouts:      | 30 | - | vs UL-Lafayette (Feb 20, 2019) |
| Assists:      | 12 | - | at Southeastern (Feb 16, 2019) |
| Errors:       | 2  | - | at Southeastern (Feb 15, 2019) |
|               | 2  | - | at Southeastern (Feb 16, 2019) |
| Passed balls: | 1  | - | at Southeastern (Feb 15, 2019) |
| DPs turned:   | 1  | - | at Southeastern (Feb 16, 2019) |
|               | 1  | - | at Southeastern (Feb 17, 2019) |

### Pitching

|                  |      |   |                                |
|------------------|------|---|--------------------------------|
| Innings pitched: | 10.0 | - | vs UL-Lafayette (Feb 20, 2019) |
| Runs allowed:    | 11   | - | at Southeastern (Feb 16, 2019) |
| Earned runs:     | 9    | - | at Southeastern (Feb 16, 2019) |
| Walks allowed:   | 5    | - | at Southeastern (Feb 16, 2019) |
|                  | 5    | - | at Southeastern (Feb 17, 2019) |
| Strikeouts:      | 14   | - | vs UL-Lafayette (Feb 20, 2019) |
| Hits allowed:    | 14   | - | at Southeastern (Feb 16, 2019) |
| Doubles allowed: | 3    | - | at Southeastern (Feb 15, 2019) |
| Triples allowed: | 2    | - | at Southeastern (Feb 16, 2019) |
| Homers allowed:  | 1    | - | at Southeastern (Feb 15, 2019) |
|                  | 1    | - | vs UL-Lafayette (Feb 20, 2019) |
| Wild pitches:    | 3    | - | at Southeastern (Feb 15, 2019) |
|                  | 3    | - | at Southeastern (Feb 17, 2019) |
| Hit batters:     | 6    | - | at Southeastern (Feb 17, 2019) |

## 2019 PLAYER GAME HIGHS

### Batting

|                  |   |   |   |
|------------------|---|---|---|
| At bats:         | 6 | - | Tanner Huddleston at Southeastern (Feb 15, 2019)  |
|                  | 6 | - | Tanner Huddleston at Southeastern (Feb 16, 2019)  |
|                  | 6 | - | Parker Bates at Southeastern (Feb 16, 2019)       |
| Runs scored:     | 4 | - | Shelton Wallace at Southeastern (Feb 15, 2019)    |
|                  | 4 | - | Mason Mallard at Southeastern (Feb 15, 2019)      |
|                  | 4 | - | Hunter Wells at Southeastern (Feb 16, 2019)       |
| Hits:            | 4 | - | Taylor Young at Southeastern (Feb 16, 2019)       |
| RBIs:            | 5 | - | Chris Clayton at Southeastern (Feb 15, 2019)      |
| Doubles:         | 2 | - | Mason Mallard at Southeastern (Feb 15, 2019)      |
| Triples:         | 1 | - | Hunter Wells at Southeastern (Feb 15, 2019)       |
| Home runs:       | 1 | - | Tanner Huddleston at Southeastern (Feb 16, 2019)  |
|                  | 1 | - | Parker Bates at Southeastern (Feb 16, 2019)       |
| Total bases:     | 6 | - | Parker Bates at Southeastern (Feb 16, 2019)       |
| Walks:           | 3 | - | Taylor Young at Southeastern (Feb 15, 2019)       |
|                  | 3 | - | Hunter Wells at Southeastern (Feb 16, 2019)       |
| Strikeouts:      | 2 | - | (8 times )  |
| Sac hits:        | 2 | - | Chris Clayton at Southeastern (Feb 17, 2019)      |
| Sac flies:       | 1 | - | (4 times )  |
| Stolen bases:    | 1 | - | (6 times )  |
| Hit by pitch:    | 1 | - | (9 times )  |
| Caught stealing: | 1 | - | Taylor Young at Southeastern (Feb 16, 2019)       |
|                  | 1 | - | Mason Robinson vs UL-Lafayette (Feb 20, 2019)     |
| Runners LOB:     | 5 | - | Steele Netterville at Southeastern (Feb 15, 2019) |

### Fielding

|               |    |   |  |
|---------------|----|---|--|
| Putouts:      | 15 | - | Chris Clayton vs UL-Lafayette (Feb 20, 2019)     |
| Assists:      | 4  | - | Tanner Huddleston at Southeastern (Feb 16, 2019) |
|               | 4  | - | Hunter Wells vs UL-Lafayette (Feb 20, 2019)      |
| Errors:       | 1  | - | (5 times )                                       |
| Passed balls: | 1  | - | Chris Clayton at Southeastern (Feb 15, 2019)     |

### Pitching

|                  |     |   |   |
|------------------|-----|---|---|
| Innings pitched: | 5.2 | - | Tyler Follis at Southeastern (Feb 15, 2019)     |
| Runs allowed:    | 8   | - | Logan Robbins at Southeastern (Feb 16, 2019)    |
|                  | 8   | - | Logan Bailey at Southeastern (Feb 17, 2019)     |
| Earned runs:     | 8   | - | Logan Bailey at Southeastern (Feb 17, 2019)     |
| Walks allowed:   | 4   | - | Logan Robbins at Southeastern (Feb 16, 2019)    |
| Strikeouts:      | 9   | - | Tyler Follis at Southeastern (Feb 15, 2019)     |
| Hits allowed:    | 9   | - | Logan Bailey at Southeastern (Feb 17, 2019)     |
| Doubles allowed: | 1   | - | (6 times )                                      |
| Triples allowed: | 2   | - | Logan Robbins at Southeastern (Feb 16, 2019)    |
| Homers allowed:  | 1   | - | Matt Miller at Southeastern (Feb 15, 2019)      |
|                  | 1   | - | Matt Miller vs UL-Lafayette (Feb 20, 2019)      |
| Wild pitches:    | 2   | - | Matt Miller at Southeastern (Feb 15, 2019)      |
|                  | 2   | - | Jonathan Fincher at Southeastern (Feb 17, 2019) |
| Hit batters:     | 2   | - | (5 times )                                      |

## 2019 HOME RUN TRACKER

| No. | Player     | Opponent         | Date | Runs | Outs | Count | Inning | Score (Post HR) |
|-----|------------|------------------|------|------|------|-------|--------|-----------------|
| 1   | Huddleston | Southeastern La. | 2/16 | 3    | 1    | 0-0   | 5      | 3-9 (6-9)       |
| 2   | Bates      | Southeastern La. | 2/16 | 2    | 2    | 0-0   | 9      | 13-10 (15-10)   |

## LA TECH LINEUPS IN 2019 > BY BATTING ORDER

| DATE | OPP          | 1     | 2     | 3     | 4           | 5          | 6          | 7        | 8           | 9       |
|------|--------------|-------|-------|-------|-------------|------------|------------|----------|-------------|---------|
| 2/15 | Southeastern | Wells | Young | Bates | Netterville | Huddleston | S. Wallace | Robinson | Mallard     | Clayton |
| 2/16 | Southeastern | Wells | Young | Bates | Huddleston  | S. Wallace | Robinson   | Mallard  | Netterville | Clayton |
| 2/17 | Southeastern | Wells | Young | Bates | Huddleston  | S. Wallace | Robinson   | Mallard  | Netterville | Clayton |
| 2/20 | UL-Lafayette | Wells | Young | Bates | Huddleston  | S. Wallace | Robinson   | Mallard  | Netterville | Clayton |

## LA TECH LINEUPS IN 2019 > *IN THE FIELD*

| DATE | OPP          | C       | 1B      | 2B    | SS    | 3B         | LF          | CF    | RF       | DH         |
|------|--------------|---------|---------|-------|-------|------------|-------------|-------|----------|------------|
| 2/15 | Southeastern | Clayton | Mallard | Wells | Young | Huddleston | Netterville | Bates | Robinson | S. Wallace |
| 2/16 | Southeastern | Clayton | Mallard | Wells | Young | Huddleston | Netterville | Bates | Robinson | S. Wallace |
| 2/17 | Southeastern | Clayton | Mallard | Wells | Young | Huddleston | Netterville | Bates | Robinson | S. Wallace |
| 2/20 | UL-Lafayette | Clayton | Mallard | Wells | Young | Huddleston | Netterville | Bates | Robinson | S. Wallace |

# 2019 BOX SCORES

## GAME 1



2019 Louisiana Tech Baseball  
Louisiana Tech at Southeastern  
Feb 15, 2019 at Hammond, La. (PKD at Alumni Field)



### Louisiana Tech 13 (1-0)

### Southeastern 8 (0-1)

| Player                | ab | r  | h  | rbi | bb | so | po | a | lob | Player          | ab | r | h  | rbi | bb | so | po | a | lob |
|-----------------------|----|----|----|-----|----|----|----|---|-----|-----------------|----|---|----|-----|----|----|----|---|-----|
| Hunter Wells 2b       | 5  | 1  | 2  | 3   | 1  | 2  | 3  | 2 | 0   | Grosse, C. ss   | 5  | 1 | 1  | 0   | 0  | 2  | 0  | 1 | 3   |
| Taylor Young ss       | 3  | 0  | 1  | 0   | 3  | 0  | 1  | 1 | 0   | Breadud, B. 2b  | 4  | 1 | 0  | 0   | 1  | 1  | 3  | 1 | 0   |
| Parker Bates cf       | 4  | 0  | 0  | 1   | 0  | 2  | 4  | 0 | 4   | Faulkner, P. dh | 4  | 2 | 3  | 2   | 1  | 1  | 0  | 0 | 0   |
| Steele Netterville lf | 5  | 0  | 0  | 0   | 0  | 2  | 3  | 0 | 5   | Schimpf, K. 1b  | 5  | 0 | 2  | 3   | 0  | 0  | 5  | 0 | 1   |
| Graham Hackbarth 1b   | 1  | 0  | 0  | 0   | 0  | 1  | 0  | 0 | 0   | Johnson, E. 3b  | 4  | 0 | 0  | 0   | 0  | 1  | 2  | 1 | 2   |
| Tanner Huddleston 3b  | 6  | 2  | 2  | 0   | 0  | 2  | 0  | 1 | 0   | Steckler, B. cf | 4  | 2 | 1  | 0   | 1  | 3  | 4  | 0 | 1   |
| Shelton Wallace dh    | 5  | 4  | 3  | 0   | 0  | 0  | 0  | 0 | 0   | Pilutti, N. rf  | 4  | 1 | 3  | 2   | 0  | 0  | 2  | 0 | 0   |
| Mason Robinson rf     | 5  | 1  | 2  | 1   | 0  | 2  | 0  | 0 | 0   | Ray, N. lf      | 4  | 0 | 0  | 1   | 0  | 1  | 3  | 0 | 0   |
| Mason Mallard 1b/lf   | 4  | 4  | 3  | 3   | 1  | 0  | 4  | 0 | 0   | Pace, E. c      | 4  | 1 | 1  | 0   | 0  | 1  | 9  | 1 | 2   |
| Chris Clayton c       | 5  | 1  | 3  | 5   | 0  | 0  | 11 | 1 | 2   | Gaconi, C. p    | 0  | 0 | 0  | 0   | 0  | 0  | 0  | 0 | 0   |
| Miller, M. p          | 0  | 0  | 0  | 0   | 0  | 0  | 0  | 0 | 0   | Granier, K. p   | 0  | 0 | 0  | 0   | 0  | 0  | 0  | 0 | 0   |
| Kyle Griffen p        | 0  | 0  | 0  | 0   | 0  | 0  | 0  | 0 | 0   | Simanek, J. p   | 0  | 0 | 0  | 0   | 0  | 0  | 0  | 0 | 0   |
| Bryce Fagan p         | 0  | 0  | 0  | 0   | 0  | 0  | 0  | 0 | 0   | Knopp, M. p     | 0  | 0 | 0  | 0   | 0  | 0  | 0  | 0 | 0   |
| Tyler Follis p        | 0  | 0  | 0  | 0   | 0  | 0  | 0  | 0 | 0   | Totals          | 38 | 8 | 11 | 8   | 4  | 11 | 27 | 4 | 10  |
| Totals                | 43 | 13 | 16 | 13  | 5  | 10 | 27 | 7 | 11  |                 |    |   |    |     |    |    |    |   |     |

| Score by Innings | 1 | 2 | 3 | 4 | 5 | 6 | 7 | 8 | 9 | R  | H  | E |
|------------------|---|---|---|---|---|---|---|---|---|----|----|---|
| Louisiana Tech   | 0 | 1 | 0 | 5 | 3 | 3 | 0 | 1 | 0 | 13 | 16 | 2 |
| Southeastern     | 1 | 4 | 1 | 2 | 0 | 0 | 0 | 0 | 0 | 8  | 11 | 2 |

E - Huddleston; Mallard; Johnson, E.; Pilutti, N. LOB - LATECH 11; SLU 10. 2B - Wells; Robinson; Mallard 2; Clayton; Faulkner, P.; Schimpf, K.; Pilutti, N. 3B - Wells. HR - Pilutti, N.. HBP - Bates; Wallace, S.; Pilutti, N.; Pace, E.. SF - Bates; Ray, N.. SB - Pilutti, N..

| Louisiana Tech | ip  | h | r | er | bb | so | ab | bf | Southeastern | ip  | h | r | er | bb | so | ab | bf |
|----------------|-----|---|---|----|----|----|----|----|--------------|-----|---|---|----|----|----|----|----|
| Miller, M.     | 1.2 | 6 | 5 | 2  | 1  | 10 | 12 | 12 | Gaconi, C.   | 4.0 | 7 | 6 | 4  | 2  | 4  | 19 | 22 |
| Kyle Griffen   | 1.0 | 2 | 1 | 1  | 0  | 1  | 4  | 5  | Granier, K.  | 1.0 | 4 | 4 | 4  | 1  | 1  | 7  | 10 |
| Bryce Fagan    | 0.2 | 0 | 0 | 2  | 2  | 0  | 2  | 4  | Simanek, J.  | 1.0 | 3 | 2 | 2  | 1  | 2  | 6  | 7  |
| Tyler Follis   | 5.2 | 3 | 0 | 0  | 0  | 9  | 22 | 24 | Knopp, M.    | 3.0 | 2 | 1 | 1  | 1  | 3  | 11 | 12 |

Win - Follis (1-0). Loss - Granier, K. (0-1). Save - None.  
WP - Miller, M. 2; Follis. HBP - by Granier, K. (Wallace, S.); by Granier, K. (Bates); by Follis (Pace, E.); by Follis (Pilutti, N.). PB - Clayton; Pace, E..

Umpires - HP: Rob Schlicher 1B: Brian Chinn 3B: Jordan Albarado  
Start: 7 PM Time: 3:44 Attendance: 1422  
Weather: Cloudy 65, SSW 8 mph  
Granier, K. faced 1 batter in the 6th.

## GAME 2



2019 Louisiana Tech Baseball  
Louisiana Tech at Southeastern  
Feb 16, 2019 at Hammond, La. (PKD at Alumni Field)



### Louisiana Tech 15 (2-0)

### Southeastern 11 (0-2)

| Player                | ab | r  | h  | rbi | bb | so | po | a  | lob | Player          | ab | r  | h  | rbi | bb | so | po | a  | lob |
|-----------------------|----|----|----|-----|----|----|----|----|-----|-----------------|----|----|----|-----|----|----|----|----|-----|
| Hunter Wells 2b       | 3  | 4  | 3  | 0   | 3  | 0  | 1  | 2  | 0   | Grosse, C. ss   | 5  | 1  | 1  | 0   | 0  | 1  | 0  | 5  | 0   |
| Taylor Young ss       | 5  | 2  | 4  | 3   | 1  | 0  | 2  | 1  | 1   | Pipoly, C. 2b   | 4  | 0  | 0  | 2   | 1  | 1  | 3  | 0  | 0   |
| Parker Bates cf       | 6  | 1  | 2  | 4   | 0  | 0  | 5  | 0  | 2   | Faulkner, P. dh | 6  | 2  | 2  | 2   | 0  | 2  | 0  | 0  | 3   |
| Tanner Huddleston 3b  | 6  | 1  | 1  | 3   | 0  | 1  | 1  | 4  | 2   | Schimpf, K. 1b  | 5  | 1  | 1  | 0   | 1  | 10 | 1  | 4  | 0   |
| Shelton Wallace dh    | 4  | 1  | 0  | 0   | 1  | 2  | 0  | 0  | 0   | Pilutti, N. rf  | 3  | 2  | 2  | 1   | 1  | 0  | 1  | 0  | 0   |
| Mason Robinson rf     | 5  | 2  | 2  | 0   | 0  | 2  | 0  | 1  | 1   | Johnson, E. 3b  | 3  | 1  | 1  | 0   | 1  | 2  | 1  | 1  | 1   |
| Mason Mallard 1b/lf   | 4  | 2  | 1  | 1   | 1  | 2  | 6  | 0  | 0   | Steckler, B. cf | 5  | 2  | 2  | 3   | 0  | 0  | 5  | 0  | 2   |
| Steele Netterville lf | 4  | 0  | 1  | 1   | 0  | 1  | 0  | 0  | 0   | Ray, N. lf      | 4  | 1  | 1  | 3   | 0  | 2  | 1  | 0  | 1   |
| Graham Hackbarth 1b   | 1  | 0  | 0  | 0   | 0  | 4  | 0  | 0  | 0   | Shaffer, T. ph  | 1  | 1  | 1  | 0   | 0  | 0  | 0  | 0  | 0   |
| Chris Clayton c       | 4  | 2  | 1  | 1   | 0  | 0  | 6  | 2  | 1   | Manola, C. c    | 5  | 0  | 3  | 1   | 0  | 0  | 6  | 2  | 0   |
| Logan Robbins p       | 0  | 0  | 0  | 0   | 0  | 0  | 1  | 0  | 0   | Warren, W. p    | 0  | 0  | 0  | 0   | 0  | 0  | 1  | 0  | 0   |
| Kyle Griffen p        | 0  | 0  | 0  | 0   | 0  | 0  | 1  | 0  | 0   | Biddy, J. p     | 0  | 0  | 0  | 0   | 0  | 0  | 0  | 0  | 0   |
| Braxton Smith p       | 0  | 0  | 0  | 0   | 0  | 0  | 1  | 0  | 0   | Tassin, B. p    | 0  | 0  | 0  | 0   | 0  | 0  | 0  | 0  | 0   |
| Totals                | 42 | 15 | 15 | 13  | 6  | 6  | 27 | 12 | 7   | Totals          | 41 | 11 | 14 | 10  | 5  | 8  | 27 | 12 | 11  |

| Score by Innings | 1 | 2 | 3 | 4 | 5 | 6 | 7 | 8 | 9 | R  | H  | E |
|------------------|---|---|---|---|---|---|---|---|---|----|----|---|
| Louisiana Tech   | 1 | 0 | 0 | 2 | 8 | 0 | 0 | 0 | 4 | 15 | 15 | 2 |
| Southeastern     | 0 | 2 | 6 | 1 | 0 | 0 | 0 | 1 | 1 | 11 | 14 | 2 |

E - Wells; Clayton; Pipoly, C.; Ray, N.. DP - LATECH 1. LOB - LATECH 7; SLU 11. 2B - Young; Bates; Netterville; Schimpf, K.. 3B - Grosse, C.; Ray, N.. HR - Bates; Huddleston. HBP - Clayton; Grosse, C.; Pilutti, N.. SH - Johnson, E.. SB - Wells; Wallace, S.; Pilutti, N. 2; Steckler, B.. CS - Young.

| Louisiana Tech  | ip  | h | r | er | bb | so | ab | bf | Southeastern | ip  | h | r | er | bb | so | ab | bf |
|-----------------|-----|---|---|----|----|----|----|----|--------------|-----|---|---|----|----|----|----|----|
| Logan Robbins   | 2.2 | 6 | 8 | 7  | 4  | 1  | 14 | 18 | Warren, W.   | 4.1 | 7 | 6 | 4  | 2  | 4  | 21 | 23 |
| Kyle Griffen    | 3.0 | 4 | 1 | 1  | 1  | 2  | 11 | 15 | Biddy, J.    | 2.2 | 5 | 4 | 4  | 2  | 3  | 13 | 15 |
| Braxton Smith p | 3.1 | 4 | 2 | 1  | 0  | 5  | 16 | 16 | Tassin, B.   | 2.0 | 3 | 4 | 4  | 0  | 1  | 10 | 11 |

Win - Griffin (1-0). Loss - Biddy, J. (0-1). Save - Smith, B. (1).  
WP - Smith, B.; Warren, W.. HBP - by Griffen (Grosse, C.); by Griffen (Pilutti, N.); by Tassin, B. (Clayton).

Umpires - HP: Brian Chinn 1B: Jordan Albarado 3B: Rob Schlicher  
Start: 2 PM Time: 3:27 Attendance: 1342  
Weather: Cloudy 71, ENE 4 mph

## GAME 3



2019 Louisiana Tech Baseball  
Louisiana Tech at Southeastern  
Feb 17, 2019 at Hammond, La. (PKD at Alumni Field)



### Louisiana Tech 12 (3-0)

### Southeastern 8 (0-3)

| Player                | ab | r  | h  | rbi | bb | so | po | a | lob | Player          | ab | r | h  | rbi | bb | so | po | a  | lob |   |
|-----------------------|----|----|----|-----|----|----|----|---|-----|-----------------|----|---|----|-----|----|----|----|----|-----|---|
| Hunter Wells 2b       | 4  | 0  | 1  | 0   | 1  | 1  | 1  | 0 | 0   | Grosse, C. ss   | 5  | 2 | 2  | 1   | 1  | 1  | 0  | 4  | 0   | 0 |
| Taylor Young ss       | 1  | 3  | 1  | 1   | 0  | 0  | 2  | 0 | 0   | Breadud, B. 2b  | 6  | 1 | 3  | 0   | 0  | 0  | 0  | 0  | 0   | 0 |
| Blake Johnson ss      | 1  | 0  | 0  | 0   | 0  | 0  | 1  | 0 | 0   | Faulkner, P. dh | 5  | 1 | 1  | 2   | 4  | 0  | 0  | 0  | 1   | 0 |
| Parker Bates cf       | 5  | 3  | 3  | 2   | 0  | 1  | 4  | 0 | 1   | Schimpf, K. 1b  | 4  | 1 | 1  | 2   | 0  | 0  | 8  | 0  | 2   | 0 |
| Tanner Huddleston 3b  | 4  | 2  | 1  | 1   | 1  | 1  | 2  | 1 | 2   | Pilutti, N. rf  | 4  | 1 | 2  | 0   | 1  | 0  | 5  | 0  | 0   | 0 |
| Shelton Wallace dh    | 5  | 0  | 2  | 2   | 0  | 1  | 0  | 0 | 0   | Johnson, E. 3b  | 3  | 0 | 1  | 0   | 1  | 1  | 3  | 0  | 0   | 0 |
| Mason Robinson rf     | 5  | 0  | 1  | 2   | 0  | 0  | 1  | 0 | 1   | Steckler, B. cf | 3  | 0 | 0  | 1   | 0  | 2  | 5  | 1  | 4   | 0 |
| Mason Mallard 1b/lf   | 4  | 1  | 2  | 0   | 1  | 0  | 9  | 0 | 2   | Ray, N. lf      | 3  | 1 | 1  | 1   | 0  | 1  | 1  | 1  | 1   | 1 |
| Steele Netterville lf | 2  | 3  | 1  | 0   | 2  | 1  | 2  | 0 | 0   | Manola, C. c    | 3  | 1 | 0  | 1   | 0  | 7  | 1  | 5  | 0   | 0 |
| Graham Hackbarth 1b   | 0  | 0  | 0  | 0   | 0  | 0  | 0  | 0 | 0   | Koestler, C. p  | 0  | 0 | 0  | 0   | 0  | 0  | 0  | 0  | 0   | 0 |
| Chris Clayton c       | 2  | 0  | 1  | 0   | 0  | 0  | 8  | 0 | 2   | Lee, P. p       | 0  | 0 | 0  | 0   | 0  | 0  | 0  | 0  | 0   | 0 |
| Logan Bailey p        | 0  | 0  | 0  | 0   | 0  | 0  | 0  | 0 | 0   | Flesher, N. p   | 0  | 0 | 0  | 0   | 0  | 0  | 1  | 0  | 0   | 0 |
| Bryce Fagan p         | 0  | 0  | 0  | 0   | 0  | 0  | 0  | 0 | 0   | Granier, K. p   | 0  | 0 | 0  | 0   | 0  | 0  | 0  | 0  | 0   | 0 |
| Quinton Logan p       | 0  | 0  | 0  | 0   | 0  | 0  | 0  | 0 | 0   | Robinson, P. p  | 0  | 0 | 0  | 0   | 0  | 0  | 0  | 0  | 0   | 0 |
| Jonathan Fincher p    | 0  | 0  | 0  | 0   | 0  | 0  | 0  | 0 | 0   | Totals          | 36 | 8 | 11 | 7   | 5  | 8  | 27 | 11 | 13  | 0 |
| Totals                | 33 | 12 | 12 | 9   | 6  | 5  | 27 | 4 | 9   |                 |    |   |    |     |    |    |    |    |     |   |

| Score by Innings | 1 | 2 | 3 | 4 | 5 | 6 | 7 | 8 | 9 | R  | H  | E |
|------------------|---|---|---|---|---|---|---|---|---|----|----|---|
| Louisiana Tech   | 3 | 1 | 0 | 0 | 2 | 5 | 1 | 0 | 0 | 12 | 12 | 0 |
| Southeastern     | 0 | 0 | 3 | 5 | 0 | 0 | 0 | 0 | 0 | 8  | 11 | 2 |

E - Grosse, C.(1); Pilutti, N.(2). DP - LATECH 1. LOB - LATECH 9; SLU 13. 2B - Breadud, B.(1); Faulkner, P.(2).  
HBP - Wells; Young; Johnson; Netterville; Faulkner, P.; Johnson, E.; Steckler, B. 2; Ray, N.; Manola, C.. SH - Clayton 2(2). SF - Young(1); Bates(2); Clayton(1); Schimpf, K.(1). SB - Wells(2); Mallard(1); Grosse, C.(1); Pilutti, N.(4).

| Louisiana Tech   | ip  | h | r | er | bb | so | ab | bf | Southeastern | ip  | h | r | er | bb | so | ab | bf |
|------------------|-----|---|---|----|----|----|----|----|--------------|-----|---|---|----|----|----|----|----|
| Logan Bailey     | 3.2 | 9 | 8 | 8  | 1  | 4  | 19 | 23 | Koestler, C. | 5.0 | 9 | 8 | 5  | 2  | 3  | 22 | 26 |
| Bryce Fagan      | 0.0 | 0 | 0 | 0  | 1  | 0  | 0  | 3  | Lee, P.      | 1.0 | 3 | 3 | 3  | 2  | 0  | 4  | 8  |
| Quinton Logan    | 2.1 | 1 | 0 | 0  | 1  | 1  | 7  | 10 | Flesher, N.  | 1.2 | 0 | 1 | 1  | 2  | 2  | 3  | 10 |
| Jonathan Fincher | 3.0 | 1 | 0 | 0  | 2  | 3  | 10 | 12 | Granier, K.  | 0.1 | 0 | 0 | 0  | 0  | 0  | 1  | 1  |
|                  |     |   |   |    |    |    |    |    | Robinson, P. | 1.0 | 0 | 0 | 0  | 0  | 0  | 3  | 3  |

Win - Logan (1-0). Loss - Lee, P. (0-1). Save - Fincher (1).  
WP - Logan; Fincher 2. HBP - by Bailey (Manola, C.); by Bailey (Faulkner, P.); by Fagan (Steckler, B.); by Fagan (Ray, N.); by Lee, P. (Young); by Logan (Johnson, E.); by Logan (Steckler, B.); by Flesher, N. (Netterville); by Flesher, N. (Wells); by Flesher, N. (Johnson). BK - Bailey.

Umpires - HP: Jordan Albarado 1B: Rob Schlicher 3B: Brian Chinn  
Start: 1 PM Time: 3:41 Attendance: 1372  
Weather: Cloudy 79, S 10 mph  
Fagan faced 3 batters in the 4th.  
Koestler, C. faced 2 batters in the 6th.

## GAME 4



2019 Louisiana Tech Baseball  
UL-Lafayette at Louisiana Tech  
Feb 20, 2019 at Ruston, La. (J.C. Love Field)



### UL-Lafayette 2 (1-3)

### Louisiana Tech 3 (4-0)

| Player            | ab | r | h | rbi | bb | so | po | a | lob | avg | Player | ab | r | h | rbi | bb | so | po | a | lob | avg |
|-------------------|----|---|---|-----|----|----|----|---|-----|-----|--------|----|---|---|-----|----|----|----|---|-----|-----|
| Lahare, Daniel lf | 4  | 0 | 0 | 0   | 1  | 2  | 1  | 5 | .   |     |        |    |   |   |     |    |    |    |   |     |     |

**#1 • CHAMP ARTIGUES**

Fr. • INF • L/R • 5-10 • 175

Hammond, La.

St. Thomas Aquinas HS



**HIGH SCHOOL:** Graduated from St. Thomas Aquinas High School in 2018 ... Earned All-District accolades all four years ... Three-time All-State selection ... Member of the 2018 LBCA Composite All-State Team ... A 2018 Second Team All-USA Louisiana Team Selection ... Named Hitter of the Year in the 2018 LBCA Region 9 Team ... 2018 First Team LSWA All-State ... Named District MVP as a senior ... Selected to the Louisiana High School All Star Game ... Hit .453, while slugging .716 with 43 hits - 19 of which went for extra bases during his senior season ... Led St. Thomas Aquinas to a 2016 2A State Championship title ... Four-time District Champions ... Coached by Barrett Morgan and Cole Catalano.

**PERSONAL:** Christopher Jarod Artigues Jr. ... Born in Bossier City, La. on July 5, 1999 ... Son of Jay and Rachel Artigues ... Has one sibling: Casey ... Father, Jay, played baseball at Pearl River CC and Belhaven University, and is the current director of athletics at Southeastern Louisiana University ... Grandfather, Ronnie Artigues, played football for Pearl River CC ... Cousin, Jonathan Artigues, currently plays baseball collegiately at Tulane.

**2019 GAME-BY-GAME STATISTICS**

# #31 • LOGAN BAILEY

Sr. • LHP • L/L • 5-10 • 225  
Hallsville, Texas  
Panola JC



**2018:** Named First Team All-Conference USA, First Team All-Louisiana and ABCA/Rawlings First Team All-Region ... Finished the year with a team-low 2.24 ERA (second-best in C-USA) ... Recorded a team-high eight wins (8-1), and was a perfect 6-0 in league action ... Pitched at least five complete innings in 12 of his 14 starts ... Allowed two or fewer earned runs in 12 of his 14 starts ... Struck out 60, while walking just 17 ... Posted a WHIP of 1.23 ... Made 17 starts at first base early in the year, and hit three home runs along with 13 RBI ... Tossed a complete-game shutout in a seven-inning run rule win vs. UTSA on April 8 ... In the month of April, he made four starts (23.2 IP), allowing just four runs, while striking out 15 and walking four ... Tech was 12-2 in his 14 starts.

**2016-17 (PANOLA COLLEGE):** Played infield and pitched as a sophomore at Panola, en route to a 2017 conference championship ... On the mound, he went 12-2 with a 2.45 ERA while striking out 104 across 80.2 innings pitched ... With the bat, he hit .257 with nine home runs and 36 RBI ... During his freshman season at Panola, Bailey batted .346 with 10 home runs, 16 doubles and 50 RBI, which helped lead the team to an 39-18 record ... Coached by Todd Shelton and Brandon Benton.

**HIGH SCHOOL:** Graduated from Hallsville High School in 2015 ... Lettered in football and baseball ... Three-time all-district first basemen ... 2014 first-team all-East Texas ... Selected as a team captain for both football and baseball teams ... Two-time all-district offensive lineman ... 2013 first-team all-East Texas offensive lineman ... Coached by Scott Mitchell, Marty Mayfield and Chris Whatley.

**PERSONAL:** Full name is Logan Bailey ... Son of Chuck and Kaylynn Bailey ... Has two brothers: Nathan and Dylan ... Born on August 15, 1996 in Longview, Texas.

## 2019 GAME-BY-GAME STATISTICS

| Date   | Opponent        | GS* | IP  | H  | R | ER | BB | SO | 2B | 3B | HR | WP | BK | HBP | IBB | Score | W-L | Sv | ERA   | NP |
|--------|-----------------|-----|-----|----|---|----|----|----|----|----|----|----|----|-----|-----|-------|-----|----|-------|----|
| Feb 17 | at Southeastern |     | 3.2 | 9  | 8 | 8  | 1  | 4  | 1  | 0  | 0  | 0  | 1  | 2   | 0   | 12-8  | 0-0 | 0  | 19.64 | 70 |
| Feb 20 | UL-LAFAYETTE    |     | 1.1 | 2  | 0 | 0  | 0  | 1  | 0  | 0  | 0  | 0  | 0  | 0   | 0   | 3-2   | 0-0 | 0  | 14.40 | 19 |
| Totals |                 | 1   | 5.0 | 11 | 8 | 8  | 1  | 5  | 1  | 0  | 0  | 0  | 1  | 2   | 0   | 15-10 | 0-0 | 0  | 14.40 | -  |

## CAREER STATISTICS

| Year  | avg  | gp-gs | ab | r | h  | 2b | 3b | hr | rbi | tb | slg% | bb | hbp | so | qdp | ob%  | sf | sh | sb-att | po  | a  | e | fld%  |
|-------|------|-------|----|---|----|----|----|----|-----|----|------|----|-----|----|-----|------|----|----|--------|-----|----|---|-------|
| 2018  | .190 | 22-17 | 58 | 8 | 11 | 4  | 0  | 3  | 13  | 24 | .414 | 8  | 3   | 18 | 0   | .314 | 1  | 0  | 0-0    | 147 | 22 | 4 | .977  |
| 2019  | .000 | 0-0   | 0  | 0 | 0  | 0  | 0  | 0  | 0   | 0  | .000 | 0  | 0   | 0  | 0   | .000 | 0  | 0  | 0-0    | 0   | 1  | 0 | 1.000 |
| TOTAL | .190 | 22-17 | 58 | 8 | 11 | 4  | 0  | 3  | 13  | 24 | .414 | 8  | 3   | 18 | 0   | .314 | 1  | 0  | 0-0    | 147 | 23 | 4 | .977  |

| Year  | era   | w-l | app | gs | cg | sho | sv | ip   | h  | r  | er | bb | so | 2b | 3b | hr | bf  | bavg | wp | hbp | bk | sfa | sha |
|-------|-------|-----|-----|----|----|-----|----|------|----|----|----|----|----|----|----|----|-----|------|----|-----|----|-----|-----|
| 2018  | 2.24  | 8-1 | 14  | 14 | 1  | 1/1 | 0  | 76.1 | 72 | 25 | 19 | 17 | 60 | 12 | 0  | 4  | 316 | .254 | 2  | 5   | 1  | 3   | 7   |
| 2019  | 14.40 | 0-0 | 2   | 1  | 0  | 0/0 | 0  | 5.0  | 11 | 8  | 8  | 1  | 5  | 1  | 0  | 0  | 27  | .478 | 0  | 2   | 1  | 1   | 0   |
| TOTAL | 2.99  | 8-1 | 16  | 15 | 1  | 1/1 | 0  | 81.1 | 83 | 33 | 27 | 18 | 65 | 13 | 0  | 4  | 343 | .270 | 2  | 7   | 2  | 4   | 7   |

## CAREER HIGHS

Hits: 2, SIU-Edwardsville, Feb 23, 2018; vs California, Mar 03, 2018; Houston Baptist, Mar 09, 2018  
 Doubles: 1, 4 times  
 Home runs: 1 [t-9th], SIU-Edwardsville, Feb 23, 2018; Houston Baptist, Mar 09, 2018; Rice, Mar 16, 2018  
 Total bases: 6, SIU-Edwardsville, Feb 23, 2018  
 RBI: 4, SIU-Edwardsville, Feb 23, 2018  
 Runs scored: 2, at UTSA, Apr 6, 2018; SIU-Edwardsville, Feb 23, 2018; vs California, Mar 03, 2018  
 Walks: 2, at UTSA, Apr 6, 2018  
 Hit by pitch: 2 [t-1st], vs California, Mar 03, 2018  
 Struck out: 3 [t-8th], Rice, Mar 16, 2018  
 Sac flies: 1 [t-2nd], Northwestern State, Feb 28, 2018  
 At bats: 5, Grambling State, Mar 06, 2018; at UL-Monroe, Mar 07, 2018  
 Innings pitched: 7.0, Charlotte, Apr 15, 2018; at UTSA, Apr 8, 2018  
 Walks allowed: 2, 4 times  
 Strikeouts: 8, Houston Baptist, Mar 11, 2018  
 Batters faced: 30, at UTSA, Apr 8, 2018  
 Field chances: 14, Grambling State, Mar 06, 2018  
 Putouts: 12, Grambling State, Mar 06, 2018; at Northwestern State, Mar 20, 2018; at UAB, Mar 23, 2018  
 Assists: 2, 6 times  
 Runners CS: 1, Houston Baptist, Mar 11, 2018; FIU, Mar 31, 2018

**#2 • PARKER BATES**  
**JR. • OF • L/R • 6-1 • 205**  
**Tyler, Texas**  
**Robert E. Lee HS**



**2018:** Named Second Team All-Conference USA and Second Team All-Louisiana ... Led the team with 50 RBI and 18 doubles ... Started all 59 games in centerfield ... Made just one error in 139 chances in center (.993 fielding %) ... Was second on the team with 15 stolen bases (15-for-22) ... Drew 33 walks (third-most on team) while recording an OBP of .425 ... Went 66-for-213 at the plate (.310) with a team-high 23 extra-base hits ... Led the team with 13 multiple-RBI games ... Named C-USA Co-Hitter of the Week on May 14 after driving in seven runs in Tech's series win over No. 9 Southern Miss.

**2017:** Saw action in 30 games and notched 10 hits in 56 at-bats ... Drew 16 walks, resulting in a season on-base percentage of .378 ... Did not make an error in 30 games played in the outfield ... Went 2-for-3 with an RBI and a walk against Charlotte on March 24 ... Launched a three-run home run in his first-career game against Arkansas Pine-Bluff on February 17.

**HIGH SCHOOL:** Graduated from Robert E. Lee High School in 2016 ... In his final two seasons at Robert E. Lee High School, Bates posted batting averages over .350 on his way to earning all-East Texas honors during his senior campaign ... Named the 2014 All-East Texas Newcomer of the Year and the 2014 District 12-5A Newcomer of the Year as a sophomore outfielder ... Earned First Team All-District 11-6A as a junior for the Red Raiders ... As a sophomore, he led the team with a .425 average with 27 runs scored ... Helped lead Robert E. Lee to its 14th straight playoff appearance as a junior after hitting .342 with 19 RBI's and a .432 on base percentage.

**PERSONAL:** Born on November 16, 1997 to David and Melinda Bates in Tyler, Texas ... Has one sister, Zoe.

**2019 GAME-BY-GAME STATISTICS**

| Date   | Opponent        | Pos | AB | R | H | RBI | 2B | 3B | HR | BB | SB | CS | HBP | SAC | SF | GDP | K | PO | A | E | Avg  |
|--------|-----------------|-----|----|---|---|-----|----|----|----|----|----|----|-----|-----|----|-----|---|----|---|---|------|
| Feb 15 | at Southeastern | *of | 4  | 0 | 0 | 1   | 0  | 0  | 0  | 0  | 0  | 0  | 1   | 0   | 1  | 0   | 2 | 4  | 0 | 0 | .000 |
| Feb 16 | at Southeastern | *of | 6  | 1 | 2 | 4   | 1  | 0  | 1  | 0  | 0  | 0  | 0   | 0   | 0  | 0   | 0 | 5  | 0 | 0 | .200 |
| Feb 17 | at Southeastern | *of | 5  | 3 | 3 | 2   | 0  | 0  | 0  | 0  | 0  | 0  | 0   | 0   | 1  | 0   | 1 | 4  | 0 | 0 | .333 |
| Feb 20 | UL-LAFAYETTE    | *of | 4  | 1 | 0 | 0   | 0  | 0  | 0  | 1  | 0  | 0  | 0   | 0   | 0  | 0   | 0 | 2  | 1 | 0 | .263 |
| Totals |                 | 4gs | 19 | 5 | 5 | 7   | 1  | 0  | 1  | 1  | 0  | 0  | 1   | 0   | 2  | 0   | 3 | 15 | 1 | 0 | .263 |

**CAREER STATISTICS**

| Year  | avg  | gp-gs | ab  | r  | h  | 2b | 3b | hr | rbi | tb  | slg% | bb | hbp | so | gdp | ob%  | sf | sh | sb-att | po  | a | e | fld%  |
|-------|------|-------|-----|----|----|----|----|----|-----|-----|------|----|-----|----|-----|------|----|----|--------|-----|---|---|-------|
| 2017  | .179 | 30-16 | 56  | 13 | 10 | 1  | 0  | 1  | 5   | 14  | .250 | 16 | 2   | 22 | 1   | .378 | 0  | 2  | 0-1    | 39  | 1 | 0 | 1.000 |
| 2018  | .310 | 59-59 | 213 | 41 | 66 | 18 | 1  | 4  | 50  | 98  | .460 | 33 | 14  | 30 | 2   | .425 | 6  | 2  | 15-22  | 136 | 2 | 1 | .993  |
| 2019  | .263 | 4-4   | 19  | 5  | 5  | 1  | 0  | 1  | 7   | 9   | .474 | 1  | 1   | 3  | 0   | .304 | 2  | 0  | 0-0    | 15  | 1 | 0 | 1.000 |
| TOTAL | .281 | 93-79 | 288 | 59 | 81 | 20 | 1  | 6  | 62  | 121 | .420 | 50 | 17  | 55 | 3   | .408 | 8  | 4  | 15-23  | 190 | 4 | 1 | .995  |

**CAREER HIGHS**

Hits: 4 [t-5th], at UL-Monroe, Mar 07, 2018  
 Doubles: 1, 20 times  
 Triples: 1 [t-1st], Grambling State, Mar 06, 2018  
 Home runs: 1 [t-9th], 6 times  
 Total bases: 6, at Southeastern, Feb 16, 2019; Old Dominion, May 17, 2018  
 RBI: 4, 4 times  
 Runs scored: 3 [t-10th], at Southeastern, Feb 17, 2019; Old Dominion, May 18, 2018  
 Walks: 4 [t-1st], Grambling, Mar 14, 2017  
 Hit by pitch: 2 [t-1st], at Little Rock, Apr 19, 2017  
 Struck out: 2 [t-8th], UAB, Apr 23, 2017; at Stephen F. Austin, Mar 21, 2017  
 Sac flies: 1 [t-2nd], 8 times  
 Sac bunts: 1, 4 times  
 At bats: 6 [t-3rd], at WKU, Apr 28, 2018; at Southeastern, Feb 16, 2019  
 Stolen bases: 2 [t-9th], Middle Tennessee, May 05, 2018  
 Caught stealing: 1 [t-3rd], 8 times  
 Field chances: 7, at Pepperdine, Feb 17, 2018; vs Baylor, Mar 04, 2018  
 Putouts: 7, at Pepperdine, Feb 17, 2018; vs Baylor, Mar 04, 2018  
 Assists: 1, 4 times

**#38 • BEAU BILLINGS**

Fr. • RHP • L/R • 6-4 • 225

Houston, Texas

Cypress Falls High School

**2019 GAME-BY-GAME STATISTICS**

**HIGH SCHOOL:** Graduated from Cypress Falls High School in Houston, Texas, in 2018 ... Lettered in both baseball (three years) and football (two years) ... 2018 Perfect Game Texas Region Honorable Mention ... 2017 Perfect Game Underclass Honorable Mention ... Named All-District Utility (1st Team; pitcher, catcher, first and third base) as a junior and senior... Cy Falls Offensive & Defensive MVP as a junior and senior ... THSCA All-Star (Greater Houston Area) ... Posted a 1.92 ERA - 10th in CFISD, 4-3 record as a senior ... As a junior, posted a 1.31 ERA (11th in CFISD) with a 3-4 record ... 2017 THSCA Team Texas - Sunbelt National Tournament Runner-Up ... Coached by Christopher Laird and Kyle Wade.

**PERSONAL:** Beau Alexander Billings ... Born on July 7, 1999, in Houston, Texas ... Son of Fred and Barbie Billings ... Has five siblings: Fred, Blake, Brittney, Brooks and Ben ... His brother, Brooks, was a four-year starter in football and a three-year right-handed relief pitcher at Hendrix College, and is a current assistant football coach at Hendrix in Conway, Arkansas.

# #14 • CHRIS CLAYTON

Sr. • C • R/R • 6-0 • 190

Falls Church, Va.

Chipola College

\*\*CAPTAIN\*\*



**2018:** Made 49 starts (43 at catcher) ... Hit .250 with three home runs and 28 RBI ... Named to the 2018 Johnny Bench Award Watch List ... Posted a .991 fielding percentage behind the plate (four errors on 447 chances) ... Threw out 11 attempted base stealers (T-sixth most in C-USA) ... Registered a career-high four RBI against ULM on March 7 ... Caught a pitching staff that finished with the lowest team ERA in Conference USA (3.48).

**2017 (CHIPOLA COLLEGE):** Hit .346 with a pair of home runs and 26 RBI as a redshirt sophomore ... Helped lead Chipola to a 2017 JUCO National Championship.

**2015 (COLLEGE OF CHARLESTON):** Appeared in 14 games as freshman, started one ... Made collegiate debut as a defensive replacement against No. 10 South Carolina (2/14) ... Recorded first career hit against Towson (3/20); also walked in the game and score twice ... Was hit by a pitch and later scored against James Madison (3/27).

**HIGH SCHOOL:** Played four seasons J.E.B. Stuart High School in Falls Church, Va. ... Named all-district as sophomore, junior and senior ... Named all-region as a junior and senior ... Also member of basketball and cross country teams ... Member of National Honor Society.

**PERSONAL:** Full name is Christopher Louis Clayton ... Son of Richard Clayton and Holly Hazard ... Has three siblings: Alexandra, Liz and Blythe ... Born on September 24, 1995 in Rockville, Maryland.

## 2019 GAME-BY-GAME STATISTICS

| Date   | Opponent        | Pos | AB | R | H | RBI | 2B | 3B | HR | BB | SB | CS | HBP | SAC | SF | GDP | K | PO | A | E | Avg  |
|--------|-----------------|-----|----|---|---|-----|----|----|----|----|----|----|-----|-----|----|-----|---|----|---|---|------|
| Feb 15 | at Southeastern | *c  | 5  | 1 | 3 | 5   | 1  | 0  | 0  | 0  | 0  | 0  | 0   | 0   | 0  | 0   | 0 | 11 | 1 | 0 | .600 |
| Feb 16 | at Southeastern | *c  | 4  | 2 | 1 | 1   | 0  | 0  | 0  | 0  | 0  | 0  | 1   | 0   | 0  | 0   | 0 | 6  | 2 | 1 | .444 |
| Feb 17 | at Southeastern | *c  | 2  | 0 | 0 | 1   | 0  | 0  | 0  | 0  | 0  | 0  | 2   | 1   | 0  | 0   | 0 | 8  | 0 | 0 | .364 |
| Feb 20 | UL-LAFAYETTE    | *c  | 4  | 0 | 1 | 0   | 0  | 0  | 0  | 0  | 0  | 0  | 0   | 0   | 0  | 0   | 1 | 15 | 1 | 0 | .333 |
| Totals |                 | 4gs | 15 | 3 | 5 | 7   | 1  | 0  | 0  | 0  | 0  | 0  | 1   | 2   | 1  | 0   | 1 | 40 | 4 | 1 | .333 |

## CAREER STATISTICS

| Year  | avg  | gp-gs | ab  | r  | h  | 2b | 3b | hr | rbi | tb | slg% | bb | hbp | so | gdp | ob%  | sf | sh | sb-att | po  | a  | e | fld% |
|-------|------|-------|-----|----|----|----|----|----|-----|----|------|----|-----|----|-----|------|----|----|--------|-----|----|---|------|
| 2018  | .250 | 49-48 | 164 | 23 | 41 | 8  | 1  | 3  | 28  | 60 | .366 | 19 | 7   | 32 | 2   | .351 | 1  | 7  | 1-5    | 399 | 44 | 4 | .991 |
| 2019  | .333 | 4-4   | 15  | 3  | 5  | 1  | 0  | 0  | 7   | 6  | .400 | 0  | 1   | 1  | 0   | .353 | 1  | 2  | 0-0    | 40  | 4  | 1 | .978 |
| TOTAL | .257 | 53-52 | 179 | 26 | 46 | 9  | 1  | 3  | 35  | 66 | .369 | 19 | 8   | 33 | 2   | .351 | 2  | 9  | 1-5    | 439 | 48 | 5 | .990 |

## CAREER HIGHS

Hits: 3, at WKU, Apr 28, 2018; at Southeastern, Feb 15, 2019; SIU-Edwardsville, Feb 23, 2018  
 Doubles: 1, 9 times  
 Triples: 1 [t-1st], SIU-Edwardsville, Feb 24, 2018  
 Home runs: 1 [t-9th], Charlotte, Apr 15, 2018; McNeese, Feb 20, 2018; at Northwestern State, Mar 20, 2018  
 Total bases: 6, Charlotte, Apr 15, 2018  
 RBI: 5 [t-6th], at Southeastern, Feb 15, 2019  
 Runs scored: 2, 5 times  
 Walks: 2, 4 times  
 Hit by pitch: 2 [t-1st], Old Dominion, May 19, 2018  
 Struck out: 3 [t-8th], vs California, Mar 03, 2018  
 Sac flies: 1 [t-2nd], at UL-Lafayette, Apr 18, 2018; at Southeastern, Feb 17, 2019  
 Sac bunts: 2 [t-1st], at Southeastern, Feb 17, 2019  
 At bats: 6 [t-3rd], at WKU, Apr 28, 2018  
 Stolen bases: 1, vs Texas A&M, Mar 02, 2018  
 Caught stealing: 1 [t-3rd], 4 times  
 Field chances: 20 [1st], SIU-Edwardsville, Feb 23, 2018  
 Putouts: 19 [1st], SIU-Edwardsville, Feb 23, 2018  
 Assists: 5, Grambling State, Mar 06, 2018; FIU, Mar 29, 2018  
 Runners CS: 4 [1st], FIU, Mar 29, 2018

# #37 • BRYCE FAGAN

R-Jr. • RHP • R/R • 6-4 • 210

Petal, Miss.

Jones County JC



## 2019 GAME-BY-GAME STATISTICS

| Date   | Opponent        | GS | IP  | H | R | ER | BB | SO | 2B | 3B | HR | WP | BK | HBP | IBB | Score | W-L | Sv | ERA   | NP |
|--------|-----------------|----|-----|---|---|----|----|----|----|----|----|----|----|-----|-----|-------|-----|----|-------|----|
| Feb 15 | at Southeastern |    | 0.2 | 0 | 2 | 2  | 2  | 0  | 0  | 0  | 0  | 0  | 0  | 0   | 0   | 13-8  | 0-0 | 0  | 27.00 | 14 |
| Feb 17 | at Southeastern |    | 0.0 | 0 | 0 | 0  | 1  | 0  | 0  | 0  | 0  | 0  | 0  | 2   | 0   | 12-8  | 0-0 | 0  | 27.00 | 9  |
| Totals |                 | 0  | 0.2 | 0 | 2 | 2  | 3  | 0  | 0  | 0  | 0  | 0  | 0  | 2   | 0   | 25-16 | 0-0 | 0  | 27.00 | -  |

## CAREER STATISTICS

| Year  | era   | w-l | app | gs | cq | sho | sv | ip  | h | r | er | bb | so | 2b | 3b | hr | bf | bavg | wp | hbp | bk | sfa | sha |
|-------|-------|-----|-----|----|----|-----|----|-----|---|---|----|----|----|----|----|----|----|------|----|-----|----|-----|-----|
| 2019  | 27.00 | 0-0 | 2   | 0  | 0  | 0/0 | 0  | 0.2 | 0 | 2 | 2  | 3  | 0  | 0  | 0  | 0  | 7  | .000 | 0  | 2   | 0  | 0   | 0   |
| TOTAL | 27.00 | 0-0 | 2   | 0  | 0  | 0/0 | 0  | 0.2 | 0 | 2 | 2  | 3  | 0  | 0  | 0  | 0  | 7  | .000 | 0  | 2   | 0  | 0   | 0   |

**PRIOR TO LA TECH:** Played two seasons, and redshirted his freshman year at Jones County JC ... As a redshirt freshman, he was 1-0 with a 3.38 ERA with 22 strikeouts in 18.2 innings pitched ... Member of JCJC's 2016 National Championship team that went 54-9.

**HIGH SCHOOL:** Graduated from Petal High School in 2015 ... Earned two letters in baseball for Petal High School ... Named offensive MVP ... Hit .330, while posting a 2.25 ERA on the mound ... Coached by Larry Watkins, Shane Kelly, Tyler Watkins and Jeff Farris.

**PERSONAL:** Bryce Reid Fagan ... Born on April 19, 1997, in Petal, Mississippi ... Son of Stephen and Tracy Fagan ... Has one brother: Kyle ... Uncle, Nathan Dillon, played collegiate baseball for Jones County JC and Southern Miss in the early 2000's.

**#47 • JONATHAN FINCHER**  
 R-Fr. • LHP • L/L • 6-3 • 245  
 Shreveport, La.  
 C.E. Byrd High School



**2018:** Redshirted

**HIGH SCHOOL:** Graduated from C.E. Byrd High School in 2017 ... Lettered for four years in baseball and three in football ... Racked up 297 strikeouts (school record) for his career ... Twice named to the LHSAA all-District team ... First-team all-Shreveport pitcher in 2016 ... Over the past two seasons Fincher has tossed 114 innings, racking up 155 strikeouts a 1.25 WHIP and a 2.68 ERA ... During his junior season set the C.E. Byrd school record for strikeouts in a season with 88 and will enter his senior season just 38 strikeouts shy of the school record for career strikeouts (192) ... In 2016 he helped lead C.E. Byrd to 5A-State runner up ... Member of the National Honor Society and Key Club ... Coached by Greg Williams and Ford Pemberton.

**PERSONAL:** Full name is Jonathan Key Fincher ... Son of Key and Amy Fincher ... Has two siblings: Garrett and Kathryn ... Born on November 17, 1998 in Shreveport, Louisiana.

### 2019 GAME-BY-GAME STATISTICS

| Date   | Opponent        | GS | IP  | H | R | ER | BB | SO | 2B | 3B | HR | WP | BK | HBP | IBB | Score | W-L | Sv | ERA  | NP |
|--------|-----------------|----|-----|---|---|----|----|----|----|----|----|----|----|-----|-----|-------|-----|----|------|----|
| Feb 15 | at Southeastern |    | 5.2 | 3 | 0 | 0  | 0  | 9  | 1  | 0  | 0  | 1  | 0  | 2   | 0   | 13-8  | 1-0 | 0  | 0.00 | 84 |
| Feb 20 | UL-LAFAYETTE    |    | 0.2 | 0 | 0 | 0  | 0  | 1  | 0  | 0  | 0  | 0  | 0  | 0   | 0   | 3-2   | 1-0 | 0  | 0.00 | 7  |
| Totals |                 | 0  | 6.1 | 3 | 0 | 0  | 0  | 10 | 1  | 0  | 0  | 1  | 0  | 2   | 0   | 16-10 | 1-0 | 0  | 0.00 | -  |

### CAREER STATISTICS

| Year  | era  | w-l | app | gs | cq | sho | sv | ip  | h | r | er | bb | so | 2b | 3b | hr | bf | bavg | wp | hbp | bk | sfa | sha |
|-------|------|-----|-----|----|----|-----|----|-----|---|---|----|----|----|----|----|----|----|------|----|-----|----|-----|-----|
| 2019  | 0.00 | 1-0 | 2   | 0  | 0  | 0/0 | 1  | 4.0 | 1 | 0 | 0  | 2  | 6  | 0  | 0  | 0  | 15 | .077 | 2  | 0   | 0  | 0   | 0   |
| TOTAL | 0.00 | 1-0 | 2   | 0  | 0  | 0/0 | 1  | 4.0 | 1 | 0 | 0  | 2  | 6  | 0  | 0  | 0  | 15 | .077 | 2  | 0   | 0  | 0   | 0   |

### CAREER HIGHS

Innings pitched: 3.0, at Southeastern, Feb 17, 2019  
 Walks allowed: 2, at Southeastern, Feb 17, 2019  
 Strikeouts: 3, at Southeastern, Feb 17, 2019; UL-Lafayette, Feb 20, 2019  
 Batters faced: 12, at Southeastern, Feb 17, 2019

## #13 • TYLER FOLLIS

Jr. • RHP • R/R • 6-4 • 190  
Sulphur Springs, Texas  
Sulphur Springs HS



**2018:** Went 5-2 with a 2.53 ERA in 19 appearances (four starts) ... Struck out 46 and walked 19 in 42.2 innings pitched ... Allowed just three of his 12 inherited runners to score ... Tossed seven innings of one-run baseball against ULM on March 21, allowing just one unearned run on no hits ... Racked up a career-high eight strikeouts in six shutout innings vs. Grambling on March 6.

**2017:** Posted a 5.65 ERA in 14.1 innings of relief across six appearances ... Struck out 10 and walked five in those appearances ... Threw 2.0 innings of scoreless relief while striking out three in Tech's April 21st contest against UAB.

**HIGH SCHOOL:** Graduated from Sulphur Springs High School in 2016 ... In his time with Sulphur Springs, Follis registered a 35-7 record to go along with a 1.29 ERA and 330 strikeouts ... Was 13-3 on the mound as a junior, including throwing a no-hitter in the playoffs ... Posted a 1.37 ERA and struck out 97 batters he faced in 98 innings pitched as a junior ... Named 2014 District 15-5A Sophomore of the Year and All-East Texas ... Also earned 2015 District 15-5A Pitcher of the Year honors ... Coached by Jerrod Hammack.

**PERSONAL:** Born on August 5, 1998 to Chris Follis and Holly Bogue in Sulphur Springs, Texas ... Has one sibling, Ashton Teafatiller.

### 2019 GAME-BY-GAME STATISTICS

| Date   | Opponent        | GS | IP  | H | R | ER | BB | SO | 2B | 3B | HR | WP | BK | HBP | IBB | Score | W-L | Sv | ERA  | NP |
|--------|-----------------|----|-----|---|---|----|----|----|----|----|----|----|----|-----|-----|-------|-----|----|------|----|
| Feb 15 | at Southeastern |    | 5.2 | 3 | 0 | 0  | 0  | 9  | 1  | 0  | 0  | 1  | 0  | 2   | 0   | 13-8  | 1-0 | 0  | 0.00 | 84 |
| Feb 20 | UL-LAFAYETTE    |    | 0.2 | 0 | 0 | 0  | 0  | 1  | 0  | 0  | 0  | 0  | 0  | 0   | 0   | 3-2   | 1-0 | 0  | 0.00 | 7  |
| Totals |                 | 0  | 6.1 | 3 | 0 | 0  | 0  | 10 | 1  | 0  | 0  | 1  | 0  | 2   | 0   | 16-10 | 1-0 | 0  | 0.00 | -  |

### CAREER STATISTICS

| Year  | era  | w-l | app | gs | cg | sho | sv | ip   | h  | r  | er | bb | so | 2b | 3b | hr | bf  | bavg | wp | hbp | bk | sfa | sha |
|-------|------|-----|-----|----|----|-----|----|------|----|----|----|----|----|----|----|----|-----|------|----|-----|----|-----|-----|
| 2017  | 5.65 | 0-0 | 6   | 3  | 0  | 0/0 | 0  | 14.1 | 17 | 10 | 9  | 5  | 10 | 3  | 0  | 1  | 64  | .298 | 0  | 2   | 0  | 0   | 0   |
| 2018  | 2.53 | 5-2 | 19  | 4  | 0  | 0/1 | 1  | 42.2 | 35 | 21 | 12 | 19 | 46 | 4  | 0  | 3  | 193 | .211 | 3  | 7   | 0  | 0   | 1   |
| 2019  | 0.00 | 1-0 | 2   | 0  | 0  | 0/0 | 0  | 6.1  | 3  | 0  | 0  | 0  | 10 | 1  | 0  | 0  | 26  | .125 | 1  | 2   | 0  | 0   | 0   |
| TOTAL | 2.98 | 6-2 | 27  | 7  | 0  | 0/1 | 1  | 63.1 | 55 | 31 | 21 | 24 | 66 | 8  | 0  | 4  | 283 | .223 | 4  | 11  | 0  | 0   | 1   |

### CAREER HIGHS

Innings pitched: 7.0, UL-Monroe, Mar 21, 2018  
 Walks allowed: 3, UL-Monroe, Mar 21, 2018  
 Strikeouts: 9, at Southeastern, Feb 15, 2019  
 Batters faced: 25, UL-Monroe, Mar 21, 2018  
 Field chances: 2, at Pepperdine, Feb 17, 2018; Grambling State, Mar 06, 2018; UL-Monroe, Mar 21, 2018  
 Putouts: 1, at Pepperdine, Feb 17, 2018; Arkansas, Mar 01, 2017  
 Assists: 2, Grambling State, Mar 06, 2018  
 Runners CS: 1, Grambling State, Mar 06, 2018; FIU, Mar 30, 2018


## #19 • MANNY GARCIA

Jr. • OF/INF • R/R • 6-0 • 200

Caguas, Puerto Rico

Northeast Texas CC

## 2019 GAME-BY-GAME STATISTICS



**PRIOR TO LA TECH:** Played past two seasons at Northeast Texas CC ... Led NTCC with a .389 average as a sophomore, collecting 74 hits, 16 doubles, 14 home runs and 56 RBI, while swiping 11 bases ... Named to the 2018 Region 14 All-Region Team .. Paced NTCC to a 35-22 record in 2017-18 ... Played both baseball and volleyball in high school ... Took MFP Puerto Rico 18U to the AABC Connie Mack World Series.

**PERSONAL:** Emmanuell Enrique Garica Ayala ... Born on December 5, 1997, in Caguas Puerto Rico ... Son of Milagros Ayala and Benjamin Garcia ... Has four siblings: John Fitzgerald Garcia, Hector Gonzalez, Davianna Medina and Benjamin Garcia.

**#6 • KYLE GRIFFEN**

Jr. • LHP • L/L • 5-10 • 165

Sulphur, La.

Sulphur HS



**2018:** Posted a 2-1 record and a 2.75 ERA with one save over 18 appearances in relief ... Struck out 31 and walked 16 across 36.0 innings pitched ... Did not allow a run across his first nine appearances of the season (17.1 IP) ... Went 6.2 innings in relief on the road at UAB on March 25, allowing no runs, while scattering two hits, striking out five and walking none ... Struck out five in 3.0 innings of scoreless relief, while picking up his first save of the year against Rice on March 17.

**2017:** Earned a 5-2 record while making appearances in 11 games ... Started three games while posting an ERA of 4.04 ... Struck out 27 batters while walking just eight ... Allowed one or fewer runs in seven of his 11 appearances ... From April 18-May 12, he made seven appearances, earning a 4-0 record during that span.

**HIGH SCHOOL:** Graduated from Sulphur High School in 2016 ... 2016 all-Southwest LA, 2015 Preseason Louisville Slugger all-American ... 2015 and 2016 all-State ... Totaled a 15-4 record in high school with a 1.15 ERA and 116 strikeouts ... Batted .300 for his career ... Posted a 10-0 record on the mound with a 1.50 ERA and 54 strikeouts as a junior ... Hit .273 with eight RBI's, 23 runs and 12 stolen bases as an outfielder for the Tors ... Named All-District 3-5A, All-Southwest Louisiana and Louisiana Baseball Coaches Association Class 5A All-State ... Helped lead Sulphur to the Class 5A semifinals and a 35-win season as a junior in 2015 ... Their 26-3 regular season record that season set a school record.

**PERSONAL:** Born on August 11, 1997 to Lisa and Tim Griffen in Lake Charles, Louisiana ... Has one brother, Gage.

**2019 GAME-BY-GAME STATISTICS**

| Date   | Opponent        | GS | IP  | H | R | ER | BB | SO | 2B | 3B | HR | WP | BK | HBP | IBB | Score | W-L | Sv | ERA  | NP |
|--------|-----------------|----|-----|---|---|----|----|----|----|----|----|----|----|-----|-----|-------|-----|----|------|----|
| Feb 15 | at Southeastern |    | 5.2 | 3 | 0 | 0  | 0  | 9  | 1  | 0  | 0  | 1  | 0  | 2   | 0   | 13-8  | 1-0 | 0  | 0.00 | 84 |
| Feb 20 | UL-LAFAYETTE    |    | 0.2 | 0 | 0 | 0  | 0  | 1  | 0  | 0  | 0  | 0  | 0  | 0   | 0   | 3-2   | 1-0 | 0  | 0.00 | 7  |
| Totals |                 | 0  | 6.1 | 3 | 0 | 0  | 0  | 10 | 1  | 0  | 0  | 1  | 0  | 2   | 0   | 16-10 | 1-0 | 0  | 0.00 | -  |


**CAREER STATISTICS**

| Year  | era  | w-l | app | gs | cq | sho | sv | ip   | h  | r  | er | bb | so | 2b | 3b | hr | bf  | bavg | wp | hbp | bk | sfa | sha |
|-------|------|-----|-----|----|----|-----|----|------|----|----|----|----|----|----|----|----|-----|------|----|-----|----|-----|-----|
| 2017  | 4.04 | 5-2 | 11  | 3  | 0  | 0/0 | 0  | 35.2 | 36 | 18 | 16 | 8  | 27 | 2  | 0  | 5  | 150 | .267 | 1  | 4   | 0  | 2   | 1   |
| 2018  | 2.75 | 2-1 | 18  | 0  | 0  | 0/2 | 1  | 36.0 | 31 | 11 | 11 | 16 | 31 | 4  | 0  | 3  | 158 | .238 | 3  | 10  | 0  | 1   | 1   |
| 2019  | 4.15 | 1-0 | 3   | 0  | 0  | 0/0 | 0  | 4.1  | 9  | 2  | 2  | 1  | 4  | 2  | 0  | 0  | 24  | .474 | 0  | 2   | 0  | 1   | 1   |
| TOTAL | 3.43 | 8-3 | 32  | 3  | 0  | 0/2 | 1  | 76.0 | 76 | 31 | 29 | 25 | 62 | 8  | 0  | 8  | 332 | .268 | 4  | 16  | 0  | 4   | 3   |

**CAREER HIGHS**

Innings pitched: 6.2, at UAB, Mar 25, 2018  
 Walks allowed: 3, at UTSA, Apr 7, 2018  
 Strikeouts: 5, 5 times  
 Batters faced: 23, at UAB, Mar 25, 2018  
 Field chances: 4, at UAB, Mar 25, 2018  
 Putouts: 2, at McNeese, Apr 05, 2017; at UAB, Mar 25, 2018  
 Assists: 2, Marshall, May 12, 2017; at WKU, Apr 29, 2018; at UAB, Mar 25, 2018  
 Runners CS: 1, at FIU, May 05, 2017

**#26 • GRAHAM HACKBARTH**  
 Sr. • INF • R/R • 6-1 • 195  
 Birmingham, Ala.  
 Pearl River CC



**2018:** Saw action in 17 games, while making nine starts at first base ... Hit .237 with one home run and three RBI ... Went 3-for-6 with a double against UAB on March 25 ... Went 3-for-4 with three RBI, a home run and two runs scored on the road against WKU on April 28.

**2016-17 (PEARL RIVER CC):** Hit .258 with three home runs and 30 RBI as a sophomore in 2017 ... During his freshman season at Pearl River, Hackbarth registered a .360 batting average, three home runs, 36 RBI and a .465 on-base percentage ... Coached by Michael Avalon.

**HIGH SCHOOL:** Graduated from Oak Mountain High School in 2015 ... Lettered in both football and baseball ... Named all-Conference during both his junior and senior baseball seasons ... Posted a .380 batting average during his high school career ... Coached by Brian Breeze ... Marci and Mel Hackbarth.

**PERSONAL:** Son of Marci and Mel Hackbarth ... Has two siblings: Eli and Drowdy ... Born on May 23, 1996.

**2019 GAME-BY-GAME STATISTICS**

| Date   | Opponent        | Pos | AB | R | H | RBI | 2B | 3B | HR | BB | SB | CS | HBP | SAC | SF | GDP | K | PO | A | E | Avg  |
|--------|-----------------|-----|----|---|---|-----|----|----|----|----|----|----|-----|-----|----|-----|---|----|---|---|------|
| Feb 15 | at Southeastern | 1b  | 1  | 0 | 0 | 0   | 0  | 0  | 0  | 0  | 0  | 0  | 0   | 0   | 0  | 0   | 0 | 1  | 0 | 0 | .000 |
| Feb 16 | at Southeastern | 1b  | 1  | 0 | 0 | 0   | 0  | 0  | 0  | 0  | 0  | 0  | 0   | 0   | 0  | 0   | 0 | 4  | 0 | 0 | .000 |
| Feb 17 | at Southeastern | 1b  | 0  | 0 | 0 | 0   | 0  | 0  | 0  | 0  | 0  | 0  | 0   | 0   | 0  | 0   | 0 | 0  | 0 | 0 | .000 |
| Feb 20 | UL-LAFAYETTE    | 1b  | 1  | 0 | 0 | 0   | 0  | 0  | 0  | 0  | 0  | 0  | 0   | 0   | 0  | 0   | 1 | 3  | 0 | 0 | .000 |
| Totals |                 | Ogs | 3  | 0 | 0 | 0   | 0  | 0  | 0  | 0  | 0  | 0  | 0   | 0   | 0  | 0   | 1 | 8  | 0 | 0 | .000 |

**CAREER STATISTICS**

| Year  | avg  | gp-gs | ab | r | h | 2b | 3b | hr | rbi | tb | slg% | bb | hbp | so | gdp | ob%  | sf | sh | sb-att | po | a | e | fld%  |
|-------|------|-------|----|---|---|----|----|----|-----|----|------|----|-----|----|-----|------|----|----|--------|----|---|---|-------|
| 2018  | .237 | 17-9  | 38 | 4 | 9 | 1  | 0  | 1  | 3   | 13 | .342 | 4  | 2   | 11 | 1   | .341 | 0  | 0  | 0-0    | 74 | 8 | 0 | 1.000 |
| 2019  | .000 | 4-0   | 3  | 0 | 0 | 0  | 0  | 0  | 0   | 0  | .000 | 0  | 0   | 1  | 0   | .000 | 0  | 0  | 0-0    | 8  | 0 | 0 | 1.000 |
| TOTAL | .220 | 21-9  | 41 | 4 | 9 | 1  | 0  | 1  | 3   | 13 | .317 | 4  | 2   | 12 | 1   | .319 | 0  | 0  | 0-0    | 82 | 8 | 0 | 1.000 |

**CAREER HIGHS**

Hits: 3, at WKU, Apr 28, 2018; at UAB, Mar 25, 2018  
 Doubles: 1, at UAB, Mar 25, 2018  
 Home runs: 1 [t-9th], at WKU, Apr 28, 2018  
 Total bases: 6, at WKU, Apr 28, 2018  
 RBI: 3, at WKU, Apr 28, 2018  
 Runs scored: 2, at WKU, Apr 28, 2018  
 Walks: 1, 4 times  
 Hit by pitch: 1, at WKU, Apr 28, 2018; Rice, Mar 17, 2018  
 Struck out: 3 [t-8th], at WKU, Apr 29, 2018  
 At bats: 6 [t-3rd], at UAB, Mar 25, 2018  
 Field chances: 15, at UAB, Mar 25, 2018  
 Putouts: 12, at UAB, Mar 25, 2018  
 Assists: 3, at UAB, Mar 25, 2018

**#39 • LUKE HONEYCUTT**  
Fr. • RHP • L/R • 5-11 • 195  
Calhoun, La.  
West Ouachita High School

## 2019 GAME-BY-GAME STATISTICS



**HIGH SCHOOL:** Graduated from West Ouachita High School in 2018 ... Named First Team All-District, All-NELA, All-State and All-Ouachita Parish as a senior ... As a junior, named All-District, All-NELA and All-State ... Earned All-District, All-NELA, Ouachita Parish, All-State accolades as a sophomore ... Named All-District, All-NELA as a freshman ... As a junior, posted an ERA of 2.47 and went 7-3 as a starter ... Hit .385 with 35 RBI during his junior season ... Posted a career win-loss mark of 33-8 ... Earned all-district honors in each of his four years in high school ... Earned four letters in baseball and two in football ... Coached by Mitch Thomas (baseball) and Matt Middleton (Football).

**PERSONAL:** Luke Michael Honeycutt ... Born on February 21, 1999, in Temple, Texas ... Son of Mark and Darlene Honeycutt.

**#20 • HUDSON HOPKINS**  
R-Jr. • OF • R/R • 6-2 • 195  
Texarkana, Texas  
Seminole State College

2019 GAME-BY-GAME STATISTICS



**2018:** Redshirted

**2016-17 (SEMINOLE STATE COLLEGE (OK)):** Hit .372 with 15 home runs and 51 RBI as a sophomore.

**HIGH SCHOOL:** Graduated from Pleasant Grove High School in 2015 ... Lettered in baseball all four years ... Earned First Team All-District and First Team All-State ... Member of the 2012 State Champion baseball team ... Coached by Craig Jones and Riley Fincher.

**PERSONAL:** Full name is Hudson Scout Hopkins ... Son of Scott Hopkins and Stacy Starnes ... Has three siblings: Seth, Sydney, Sawyer and Henslie ... Born on July 29, 1996.

## #25 • TANNER HUDDLESTON

Sr. • INF • R/R • 6-4 • 230

Lucedale, Miss.

Jones County JC



**2018:** Started all 59 games at third base ... Hit .242 with seven home runs and 45 RBI (T-11th most in C-USA) ... Led the team and all of C-USA with 18 HBPs ... Named MVP of the Frisco Classic after hitting home runs in both of Tech's wins over No. 9 Texas A&M and Cal ... Posted a career-high six RBI after hitting two three-run homers against FIU on March 30 ... 20 of his 54 hits went for extra bases.

**2016-17 (JONES COUNTY JUNIOR COLLEGE):** Last season, he hit .379 with four home runs and 46 RBI along with 52 runs scored ... Led Jones JC to a 2016 national championship, propelled by a .392 batting average, to go along with 12 home runs and 91 RBI ... Coached by Chris Kirtland.

**HIGH SCHOOL:** Graduated from George County High School in 2015 ... Lettered in baseball ... Named both an all-state all-star and an all-district all-star ... Batted .470 with seven home runs ... Coached by Brandon Davis

**PERSONAL:** Full name is Tanner Lang Huddleston ... Son of Adam Huddleston and Maranda Cochren ... Has one sibling: Tracker ... Born on May 2, 1997.

### 2019 GAME-BY-GAME STATISTICS

| Date   | Opponent        | Pos | AB | R | H | RBI | 2B | 3B | HR | BB | SB | CS | HBP | SAC | SF | GDP | K | PO | A | E | Avg  |
|--------|-----------------|-----|----|---|---|-----|----|----|----|----|----|----|-----|-----|----|-----|---|----|---|---|------|
| Feb 15 | at Southeastern | *3b | 6  | 2 | 2 | 0   | 0  | 0  | 0  | 0  | 0  | 0  | 0   | 0   | 0  | 0   | 2 | 0  | 1 | 1 | .333 |
| Feb 16 | at Southeastern | *3b | 6  | 1 | 1 | 3   | 0  | 0  | 1  | 0  | 0  | 0  | 0   | 0   | 0  | 0   | 1 | 1  | 4 | 0 | .250 |
| Feb 17 | at Southeastern | *3b | 4  | 2 | 1 | 1   | 0  | 0  | 0  | 1  | 0  | 0  | 0   | 0   | 0  | 0   | 1 | 2  | 1 | 0 | .250 |
| Feb 20 | UL-LAFAYETTE    | *3b | 4  | 0 | 1 | 0   | 0  | 0  | 0  | 1  | 0  | 0  | 0   | 0   | 0  | 0   | 1 | 1  | 1 | 0 | .250 |
| Totals |                 | 4gs | 20 | 5 | 5 | 4   | 0  | 0  | 1  | 2  | 0  | 0  | 0   | 0   | 0  | 0   | 5 | 4  | 7 | 1 | .250 |

### CAREER STATISTICS

| Year  | avg  | gp-gs | ab  | r  | h  | 2b | 3b | hr | rbi | tb | slg% | bb | hbp | so | gdp | ob%  | sf | sh | sb-att | po | a   | e  | fld% |
|-------|------|-------|-----|----|----|----|----|----|-----|----|------|----|-----|----|-----|------|----|----|--------|----|-----|----|------|
| 2018  | .242 | 59-59 | 223 | 41 | 54 | 11 | 2  | 7  | 45  | 90 | .404 | 22 | 18  | 60 | 5   | .349 | 6  | 0  | 3-6    | 32 | 101 | 11 | .924 |
| 2019  | .250 | 4-4   | 20  | 5  | 5  | 0  | 0  | 1  | 4   | 8  | .400 | 2  | 0   | 5  | 0   | .318 | 0  | 0  | 0-0    | 4  | 7   | 1  | .917 |
| TOTAL | .243 | 63-63 | 243 | 46 | 59 | 11 | 2  | 8  | 49  | 98 | .403 | 24 | 18  | 65 | 5   | .347 | 6  | 0  | 3-6    | 36 | 108 | 12 | .923 |

### CAREER HIGHS

Hits: 3, at Marshall, Apr 20, 2018; Grambling State, Mar 06, 2018; Rice, Mar 17, 2018  
 Doubles: 2 [t-3rd], at Marshall, Apr 20, 2018  
 Triples: 1 [t-1st], at UL-Lafayette, Apr 18, 2018; at UAB, Mar 25, 2018  
 Home runs: 2 [t-1st], FIU, Mar 30, 2018  
 Total bases: 8 [t-10th], at Marshall, Apr 20, 2018; FIU, Mar 30, 2018  
 RBI: 6 [t-3rd], FIU, Mar 30, 2018  
 Runs scored: 4 [t-2nd], at Marshall, Apr 20, 2018  
 Walks: 2, at UL-Lafayette, Apr 18, 2018  
 Hit by pitch: 1, 18 times  
 Struck out: 4 [t-1st], at WKU, Apr 28, 2018  
 Sac flies: 1 [t-2nd], 6 times  
 At bats: 6 [t-3rd], 6 times  
 Stolen bases: 1, Northwestern State, Feb 28, 2018; Grambling State, Mar 06, 2018; Middle Tennessee, May 06, 2018  
 Caught stealing: 1 [t-3rd], Grambling State, Mar 06, 2018; at Little Rock, Mar 13, 2018; Middle Tennessee, May 06, 2018  
 Field chances: 9, Houston Baptist, Mar 11, 2018  
 Putouts: 2, 5 times  
 Assists: 6, at Pepperdine, Feb 18, 2018

**#15 • BLAKE JOHNSON**  
 Jr. • INF • R/R • 5-11 • 185  
 Benton, Ky.  
 John A. Logan CC



**PRIOR TO LA TECH:** Attended Shawnee Community College in 2016-17, and transferred to John A. Logan CC in 2017-18 ... As a sophomore in 2017-18, he hit .345 with nine home runs ... Hit .442 as a freshman at Shawnee.

**HIGH SCHOOL:** Graduated from Marshall County High School in 2016 ... Posted a career batting average of .428 ... Earned all-district, all-region and all-tournament accolades while lettering in baseball all four years in high school ... Coached by Billy Thorpe, Mike Johnson and Chad Sutton.

**PERSONAL:** Blake Michael Johnson ... Born on January 21, 1997 in Murray, Kentucky ... Son of Craig and Becky Johnson ... Has three siblings, Austin, Grant and Hailey.

### 2019 GAME-BY-GAME STATISTICS

| Date   | Opponent        | Pos | AB | R | H | RBI | 2B | 3B | HR | BB | SB | CS | HBP | SAC | SF | GDP | K | PO | A | E | Avg |      |
|--------|-----------------|-----|----|---|---|-----|----|----|----|----|----|----|-----|-----|----|-----|---|----|---|---|-----|------|
| Feb 17 | at Southeastern | ss  | 1  | 0 | 0 | 0   | 0  | 0  | 0  | 0  | 0  | 0  | 1   | 0   | 0  | 0   | 0 | 0  | 1 | 0 | 0   | .000 |
| Totals |                 | Ogs | 1  | 0 | 0 | 0   | 0  | 0  | 0  | 0  | 0  | 0  | 1   | 0   | 0  | 0   | 0 | 0  | 1 | 0 | 0   | .000 |

On base pct. .500 • Slugging pct. .000

### CAREER STATISTICS

### CAREER HIGHS

**#4 • GRANT JONES**

R-Jr. • INF • R/R • 5-11 • 185

Arlington, Texas

Odessa College

**2019 GAME-BY-GAME STATISTICS****2018:** Redshirted

**2016-17 (ODESSA COLLEGE):** As a sophomore, led the team in runs scored (70) while hitting .356 with 48 RBI and swiping 17 bases ... During his freshman season with Odessa College, Jones posted a .397 batting average overall and a .408 batting average during conference games ... Jones also hit a team-high eight triples to go along with eight home runs ... Drove in 27 runs, while also walking 29 times ... Coached by Kurtis Lay.

**HIGH SCHOOL:** Graduated from Arlington Martin High School in 2015 ... Lettered in baseball and played football ... Named all-district during his final three seasons in baseball ... As a senior Jones was named defensive player of the year ... Led Arlington to state tournament appearances ... Coached by Curt Culberston.

**PERSONAL:** Full name is Grant Earle Jones ... Son of Bobby and Dawn Jones ... Has one sibling: Breanna ... Born on January 14, 1997.

**#29 • DANE KAPANDE**  
Jr. • RHP • R/R • 6-0 • 175  
Evergreen, Colo.  
Hill College

2019 GAME-BY-GAME STATISTICS



**PRIOR TO LA TECH:** Spent his freshman and sophomore seasons at Hill College in Hillsboro, Texas ... As a freshman, posted a 4-3 record across eight appearances, while striking out 46.

**HIGH SCHOOL:** Graduated from Evergreen High School in Evergreen, Colorado in 2016 ... Earned three letters in baseball while at Evergreen.

**PERSONAL:** Born on June 6, 1998, in Evergreen, Colo. ... Son of Heather and Nick Kapande ... Has a brother: Troy.

**#40 • TYLER KERSH**  
R-Fr. • C • R/R • 6-2 • 210  
Flowood, Miss.  
Northwest Rankin HS

## 2019 GAME-BY-GAME STATISTICS



**2018:** Redshirted

**HIGH SCHOOL:** Graduated from Northwest Rankin High School in 2017 ... Earned letters in baseball and bowling ... Named All-Region 3-6A in 2016 ... Region 3-6A MVP in 2017 ... D.M. Howie Mississippi High School All-Star Game Selection in 2017 ... Hit .446 with 31 RBI, nine doubles, four home runs and a .558 OBP as a senior ... Hit .327 with 20 RBI as a junior ... Earned the Elbert Nelson Academic Award in 2017 ... Coached by Jeff McClaskey.

**PERSONAL:** Tyler Scott Kersh ... Born on July 19, 1999, in Flowood, Mississippi ... Son of Scott and Christy Kersh ... Has one brother: Jeremy.

**#36 • DAVID LEAL**  
**Sr. • LHP • L/L • 6-5 • 250**  
**Houston, Texas**  
**Wharton County JC**



**2018:** Named Second Team All-Conference USA, Second Team All-Louisiana and ABCA/Rawlings Second Team All-Region ... Posted a 2.27 ERA (fourth-best in C-USA) and led the team with 87.1 innings pitched ... His strikeout to walk ratio of 6.23 (81 K, 13 BB) ranked second in the league and 22nd among national leaders ... Led the league with just 1.34 walks allowed per nine innings ... Allowed two or fewer runs in 10 of his 13 starts ... His WHIP of 0.90 ranked second best in C-USA and 14th nationally ... Named C-USA Pitcher of the Week on May 20 ... Pitched a complete game at No. 19 LSU, allowing just two runs while striking out seven and walking none ... Struck out a career-high 12 batters in 6.2 innings against Northwestern State on Feb. 28 ... Picked up a four-inning save in his first relief appearance of the season at No. 9 Southern Miss on May 13.

**2016-17 (WHARTON COUNTY JUNIOR COLLEGE):** Last season as a sophomore, Leal tossed 76.1 innings while striking out 75. He went 5-6 with a 5.07 ERA. In his freshman season with Wharton County, Leal tossed 71.1 innings, striking out 60. He allowed just 18 walks and registered a 5.17 ERA.

**HIGH SCHOOL:** Graduated from MacArthur High School in 2015 ... Lettered in baseball for three seasons ... Named pitched of the year in 2015 ... Coached by Ernest Gonzales.

**PERSONAL:** Son of David and Monica Leal ... Has three siblings: Marisa, Maria and Megan ... Born on April 22, 1997 in Houston.

**2018 GAME-BY-GAME STATISTICS**

| Date   | Opponent              | GS | IP  | H    | R  | ER | BB | SO | 2B | 3B | HR | WP | BK | HBP | IBB | Score | W-L | Sv | ERA  | NP  |
|--------|-----------------------|----|-----|------|----|----|----|----|----|----|----|----|----|-----|-----|-------|-----|----|------|-----|
| Feb 20 | MCNEESE               | *  | 7.0 | 3    | 1  | 0  | 0  | 6  | 0  | 0  | 0  | 1  | 0  | 1   | 0   | 5-1   | 1-0 | 0  | 0.00 | 81  |
| Feb 28 | NORTHWESTERN ST       | *  | 6.2 | 3    | 1  | 1  | 0  | 12 | 1  | 0  | 0  | 0  | 0  | 0   | 0   | 4-6   | 1-0 | 0  | 0.66 | 101 |
| Mar 07 | at UL-Monroe          | *  | 8.0 | 4    | 0  | 0  | 2  | 8  | 0  | 0  | 0  | 0  | 0  | 0   | 0   | 7-0   | 2-0 | 0  | 0.42 | 116 |
| Mar 13 | at Little Rock        | *  | 9.0 | 3    | 1  | 1  | 0  | 6  | 0  | 0  | 0  | 0  | 0  | 1   | 0   | 1-2   | 2-0 | 0  | 0.59 | 94  |
| Mar 20 | at Northwestern State | *  | 6.0 | 7    | 3  | 3  | 0  | 3  | 0  | 0  | 0  | 0  | 0  | 2   | 0   | 6-3   | 2-0 | 0  | 1.23 | 81  |
| Mar 27 | at McNeese            | *  | 4.2 | 9    | 2  | 2  | 3  | 3  | 0  | 0  | 0  | 0  | 0  | 0   | 0   | 9-2   | 2-0 | 0  | 1.52 | 87  |
| Apr 04 | LITTLE ROCK           | *  | 7.2 | 4    | 2  | 2  | 0  | 8  | 0  | 1  | 1  | 0  | 0  | 1   | 0   | 1-2   | 2-1 | 0  | 1.65 | 85  |
| Apr 10 | at LSU                | *  | 8.0 | 6    | 2  | 2  | 0  | 7  | 1  | 0  | 0  | 0  | 0  | 1   | 0   | 0-2   | 2-2 | 0  | 1.74 | 86  |
| Apr 18 | at UL-Lafayette       | *  | 7.0 | 3    | 0  | 0  | 1  | 6  | 1  | 0  | 0  | 0  | 0  | 0   | 0   | 15-2  | 3-2 | 0  | 1.55 | 94  |
| Apr 24 | UL-LAFAYETTE          | *  | 5.0 | 6    | 5  | 2  | 0  | 5  | 2  | 0  | 0  | 0  | 0  | 1   | 0   | 4-9   | 3-3 | 0  | 1.70 | 78  |
| May 06 | MIDDLE TENNESSEE      | *  | 4.1 | 8    | 5  | 5  | 2  | 4  | 2  | 0  | 1  | 0  | 0  | 0   | 0   | 6-7   | 3-3 | 0  | 2.21 | 70  |
| May 13 | at Southern Miss      | *  | 4.0 | 2    | 0  | 0  | 1  | 5  | 0  | 0  | 0  | 0  | 0  | 0   | 0   | 8-3   | 3-3 | 1  | 2.09 | 53  |
| May 17 | OLD DOMINION          | *  | 7.0 | 4    | 1  | 1  | 0  | 4  | 0  | 0  | 1  | 0  | 0  | 0   | 0   | 11-3  | 4-3 | 1  | 2.03 | 76  |
| May 23 | vs Rice               | *  | 3.0 | 4    | 3  | 3  | 4  | 4  | 0  | 0  | 0  | 0  | 0  | 1   | 0   | 2-6   | 4-4 | 1  | 2.27 | 71  |
| Totals |                       |    | 13  | 87.1 | 66 | 26 | 22 | 13 | 81 | 7  | 1  | 3  | 1  | 0   | 8   | 79-48 | 4-4 | 1  | 2.27 | -   |

**CAREER STATISTICS**

| Year  | avg  | gp-gs | ab | r | h | 2b | 3b | hr | rbi | tb | slg% | bb | hbp | so | gdp | ob%  | sf | sh | sb-att | po | a  | e | fld% |
|-------|------|-------|----|---|---|----|----|----|-----|----|------|----|-----|----|-----|------|----|----|--------|----|----|---|------|
| 2018  | .000 | 0-0   | 0  | 0 | 0 | 0  | 0  | 0  | 0   | 0  | .000 | 0  | 0   | 0  | 0   | .000 | 0  | 0  | 0      | 3  | 15 | 4 | .818 |
| TOTAL | .000 | 0-0   | 0  | 0 | 0 | 0  | 0  | 0  | 0   | 0  | .000 | 0  | 0   | 0  | 0   | .000 | 0  | 0  | 0      | 3  | 15 | 4 | .818 |

| Year  | era  | w-l | app | gs | cg | sho | sv | ip   | h  | r  | er | bb | so | 2b | 3b | hr | bf  | bavg | wp | hbp | bk | sfa | sha |
|-------|------|-----|-----|----|----|-----|----|------|----|----|----|----|----|----|----|----|-----|------|----|-----|----|-----|-----|
| 2018  | 2.27 | 4-4 | 14  | 13 | 1  | 0/1 | 1  | 87.1 | 66 | 26 | 22 | 13 | 81 | 7  | 1  | 3  | 342 | .210 | 1  | 8   | 0  | 2   | 4   |
| TOTAL | 2.27 | 4-4 | 14  | 13 | 1  | 0/1 | 1  | 87.1 | 66 | 26 | 22 | 13 | 81 | 7  | 1  | 3  | 342 | .210 | 1  | 8   | 0  | 2   | 4   |

**CAREER HIGHS**

Innings pitched: 9.0 [t-2nd], at Little Rock, Mar 13, 2018  
 Walks allowed: 4, vs Rice, May 23, 2018  
 Strikeouts: 12 [t-1st], Northwestern State, Feb 28, 2018  
 Batters faced: 30, at Little Rock, Mar 13, 2018  
 Field chances: 5, Old Dominion, May 17, 2018  
 Putouts: 2, McNeese, Feb 20, 2018  
 Assists: 4, Old Dominion, May 17, 2018  
 Runners CS: 1, McNeese, Feb 20, 2018; Northwestern State, Feb 28, 2018; Old Dominion, May 17, 2018

# #28 • QUINTON LOGAN

Sr. • LHP • L/L • 6-1 • 225  
Natchez, Miss.  
Hinds CC



**2018:** Registered a 5.25 ERA across 24.0 innings pitched in 16 relief appearances ... Struck out 28, while walking 13 ... In his first two appearances as a Bulldog (at Pepperdine and vs. McNeese), he pitched 4.1 innings, while striking out six and allowed just one hit.

**2016-17 (HINDS COMMUNITY COLLEGE):** Last season, as a sophomore, led the team with 186 at bats and posted a .333 average along with a team-high 47 RBI ... On the mound, he went 3-1, notching seven saves across 35.0 innings pitched and posted a team-best 1.54 ERA ... During his freshman season with Hinds Community College, Logan batted .345 while also recording an on-base percentage of .440 ... Logan had nine extra-base hits which led to 20 runs driven in ... On the mound, Logan tossed 29.2 innings, striking out 25 which earned him an ERA of 3.64 ... He was coached by Sam Temple.

**HIGH SCHOOL:** Played for Craig Beasley at Cathedral High School... Led the Green Wave to the 2015 Mississippi High School Activities Association (MHSAA) 1A state championship after going 9-0 with a 0.94 ERA on the mound and finishing with a .402 batting average with 10 home runs and 43 RBIs... Selected as the Class 1A Player of the Year and was named the Most Valuable Player in the D.M Howie Crossroads Diamond Club 1A-3A All-Star Game... Named as a Small Schools All-American by MaxPreps and was chosen as The Natchez Democrat All-Metro Player of the Year... Multi-sport athlete who competed in basketball, football and track

**PERSONAL:** Full name is Quinton Rayshawn Logan ... Graduate of Cathedral HS in 2015 ... Brother, Sky Logan, played football at Hinds Community College and is currently at the University of Texas-El Paso (UTEP) and cousin Nook Logan played four years of Major League Baseball (MLB) with the Detroit Tigers (2004-05) and Washington Nationals (2006-07) ... Son of the late Carolyn Logan and Preston Logan, Sr. ... Born on January 16, 1997.

## 2019 GAME-BY-GAME STATISTICS

| Date   | Opponent        | GS | IP  | H | R | ER | BB | SO | 2B | 3B | HR | WP | BK | HBP | IBB | Score | W-L | Sv | ERA  | NP |
|--------|-----------------|----|-----|---|---|----|----|----|----|----|----|----|----|-----|-----|-------|-----|----|------|----|
| Feb 17 | at Southeastern |    | 2.1 | 1 | 0 | 0  | 1  | 1  | 1  | 0  | 0  | 1  | 0  | 2   | 0   | 12-8  | 1-0 | 0  | 0.00 | 33 |
| Totals |                 | 0  | 2.1 | 1 | 0 | 0  | 1  | 1  | 1  | 0  | 0  | 1  | 0  | 2   | 0   | 12-8  | 1-0 | 0  | 0.00 | -  |

## CAREER STATISTICS

| Year  | avg  | gp-gs | ab | r | h | 2b | 3b | hr | rbi | tb | slg% | bb | hbp | so | gdp | ob%  | sf | sh | sb-att | po | a | e | fld%  |
|-------|------|-------|----|---|---|----|----|----|-----|----|------|----|-----|----|-----|------|----|----|--------|----|---|---|-------|
| 2018  | .000 | 1-0   | 1  | 0 | 0 | 0  | 0  | 0  | 0   | 0  | .000 | 0  | 0   | 1  | 0   | .000 | 0  | 0  | 0-0    | 0  | 5 | 0 | 1.000 |
| TOTAL | .000 | 1-0   | 1  | 0 | 0 | 0  | 0  | 0  | 0   | 0  | .000 | 0  | 0   | 1  | 0   | .000 | 0  | 0  | 0-0    | 0  | 5 | 0 | 1.000 |

| Year  | era  | w-l | app | gs | cg | sho | sv | ip   | h  | r  | er | bb | so | 2b | 3b | hr | bf  | bavg | wp | hbp | bk | sfa | sha |
|-------|------|-----|-----|----|----|-----|----|------|----|----|----|----|----|----|----|----|-----|------|----|-----|----|-----|-----|
| 2018  | 5.25 | 0-0 | 16  | 0  | 0  | 0/0 | 0  | 24.0 | 24 | 15 | 14 | 13 | 28 | 2  | 0  | 3  | 106 | .276 | 3  | 1   | 1  | 1   | 4   |
| 2019  | 0.00 | 1-0 | 1   | 0  | 0  | 0/0 | 0  | 2.1  | 1  | 0  | 0  | 1  | 1  | 1  | 0  | 0  | 10  | .143 | 1  | 2   | 0  | 0   | 0   |
| TOTAL | 4.78 | 1-0 | 17  | 0  | 0  | 0/0 | 0  | 26.1 | 25 | 15 | 14 | 14 | 29 | 3  | 0  | 3  | 116 | .266 | 4  | 3   | 1  | 1   | 4   |

## CAREER HIGHS

Struck out: 1, SIU-Edwardsville, Feb 23, 2018  
 At bats: 1, SIU-Edwardsville, Feb 23, 2018  
 Innings pitched: 3.0, at Southern Miss, May 12, 2018  
 Walks allowed: 2, vs Texas A&M, Mar 02, 2018; Middle Tennessee, May 04, 2018; at Southern Miss, May 12, 2018  
 Strikeouts: 4, at Pepperdine, Feb 17, 2018; at Southern Miss, May 12, 2018  
 Batters faced: 14, at Southern Miss, May 12, 2018  
 Field chances: 3, at UTSA, Apr 7, 2018  
 Assists: 3, at UTSA, Apr 7, 2018  
 Runners CS: 1, Middle Tennessee, May 04, 2018

# #5 • MASON MALLARD

R-Sr. • OF/INF • R/R • 5-10 • 190

Whitehouse, Texas

Tyler JC



**2018:** Started 58 games in left field ... Led the team, and tied for first in Conference USA with 25 stolen bases ... Was 25-for-26 on stolen base attempts for the year ... In conference games, was a perfect 18-for-18 on stolen bases ... Ranked first on the team and fifth in C-USA with 52 runs scored ... Drew 35 walks - ninth most in the league ... Recorded six outfield assists ... Hit .281 with six home runs and 33 RBI ... Had a team-high three stolen bases on two separate occasions (at WKU 4/29, vs. Middle Tennessee 5/5) ... Went 3-for-5 with a career-high four RBI at UTSA on April 6.

**2017:** Redshirted

**2016 (TYLER JC):** Named an NJCAA all-American ... Named to junior college Team USA ... Led Tyler to a 2016 national championship ... Had team highs in batting average (.389), on-base percentage (.508), stolen bases (43), doubles (17), triples (30), runs (67), while also hitting six home runs.

**HIGH SCHOOL:** Graduated from Troup High School in 2014 ... Batted .488 with 20 RBI, 43 runs and 26 stolen bases ... 2014 all-East Texas and 2A all-State ... 2014 District 18-2A MVP ... Coached by Teil Ross and Jordan Blackmon.

**PERSONAL:** Born on February 22 to Karen and Derryll Mallard in Tyler, Texas ... Has one sibling, Taylor.

## 2019 GAME-BY-GAME STATISTICS

| Date   | Opponent        | Pos    | AB | R | H | RBI | 2B | 3B | HR | BB | SB | CS | HBP | SAC | SF | GDP | K | PO | A | E | Avg  |
|--------|-----------------|--------|----|---|---|-----|----|----|----|----|----|----|-----|-----|----|-----|---|----|---|---|------|
| Feb 15 | at Southeastern | *1b/of | 4  | 4 | 3 | 3   | 2  | 0  | 0  | 1  | 0  | 0  | 0   | 0   | 0  | 0   | 0 | 4  | 0 | 1 | .750 |
| Feb 16 | at Southeastern | *1b/of | 4  | 2 | 1 | 1   | 0  | 0  | 0  | 1  | 0  | 0  | 0   | 0   | 0  | 0   | 2 | 6  | 0 | 0 | .500 |
| Feb 17 | at Southeastern | *1b/of | 4  | 1 | 2 | 0   | 0  | 0  | 0  | 1  | 1  | 0  | 0   | 0   | 0  | 0   | 0 | 9  | 0 | 0 | .500 |
| Feb 20 | UL-LAFAYETTE    | *1b/of | 3  | 0 | 0 | 0   | 0  | 0  | 0  | 1  | 0  | 0  | 0   | 0   | 0  | 0   | 1 | 4  | 0 | 0 | .400 |
| Totals |                 | 4gs    | 15 | 7 | 6 | 4   | 2  | 0  | 0  | 4  | 1  | 0  | 0   | 0   | 0  | 0   | 3 | 23 | 0 | 1 | .400 |

## CAREER STATISTICS

| Year  | avg  | gp-gs | ab  | r  | h  | 2b | 3b | hr | rbi | tb  | slg% | bb | hbp | so | gdp | ob%  | sf | sh | sb-att | po  | a | e | fld% |
|-------|------|-------|-----|----|----|----|----|----|-----|-----|------|----|-----|----|-----|------|----|----|--------|-----|---|---|------|
| 2018  | .281 | 59-58 | 217 | 52 | 61 | 14 | 2  | 6  | 33  | 97  | .447 | 35 | 14  | 40 | 6   | .414 | 0  | 6  | 25-26  | 101 | 6 | 5 | .955 |
| 2019  | .400 | 4-4   | 15  | 7  | 6  | 2  | 0  | 0  | 4   | 8   | .533 | 4  | 0   | 3  | 0   | .526 | 0  | 0  | 1-1    | 23  | 0 | 1 | .958 |
| TOTAL | .289 | 63-62 | 232 | 59 | 67 | 16 | 2  | 6  | 37  | 105 | .453 | 39 | 14  | 43 | 6   | .421 | 0  | 6  | 26-27  | 124 | 6 | 6 | .956 |

## CAREER HIGHS

Hits: 3, 6 times  
 Doubles: 2 [t-3rd], at Southeastern, Feb 15, 2019  
 Triples: 1 [t-1st], Northwestern State, Feb 28, 2018; Rice, Mar 17, 2018  
 Home runs: 1 [t-9th], 6 times  
 Total bases: 7, vs Florida Atlantic, May 25, 2018  
 RBI: 4, at UTSA, Apr 6, 2018  
 Runs scored: 5 [1st], Middle Tennessee, May 05, 2018  
 Walks: 3 [t-4th], at McNeese, Mar 27, 2018; Middle Tennessee, May 05, 2018; vs FIU, May 24, 2018  
 Hit by pitch: 2 [t-1st], FIU, Mar 29, 2018  
 Struck out: 3 [t-8th], at Little Rock, Mar 13, 2018; vs Rice, May 23, 2018  
 Sac bunts: 1, 6 times  
 At bats: 6 [t-3rd], vs California, Mar 03, 2018  
 Stolen bases: 3 [t-2nd], at WKU, Apr 29, 2018; Middle Tennessee, May 05, 2018  
 Caught stealing: 1 [t-3rd], vs Florida Atlantic, May 25, 2018  
 Field chances: 9, at Southeastern, Feb 17, 2019  
 Putouts: 9, at Southeastern, Feb 17, 2019  
 Assists: 1, 6 times

**#12 • PHILIP MATULIA**  
 Fr. • C/INF • L/R • 6-2 • 205  
 Kingwood, Texas  
 St. Thomas High School

**2019 GAME-BY-GAME STATISTICS**

| Date          | Opponent     | Pos        | AB       | R        | H        | RBI      | 2B       | 3B       | HR       | BB       | SB       | CS       | HBP      | SAC      | SF       | GDP      | K        | PO       | A        | E        | Avg      |             |
|---------------|--------------|------------|----------|----------|----------|----------|----------|----------|----------|----------|----------|----------|----------|----------|----------|----------|----------|----------|----------|----------|----------|-------------|
| Feb 20        | UL-LAFAYETTE | ph         | 1        | 0        | 0        | 0        | 0        | 0        | 0        | 0        | 0        | 0        | 0        | 0        | 0        | 0        | 0        | 0        | 0        | 0        | 0        | .000        |
| <b>Totals</b> |              | <b>Ogs</b> | <b>1</b> | <b>0</b> | <b>0</b> | <b>0</b> | <b>0</b> | <b>0</b> | <b>0</b> | <b>0</b> | <b>0</b> | <b>0</b> | <b>0</b> | <b>0</b> | <b>0</b> | <b>0</b> | <b>0</b> | <b>0</b> | <b>0</b> | <b>0</b> | <b>0</b> | <b>.000</b> |

On base pct. .000 • Slugging pct. .000



**HIGH SCHOOL:** Graduated from St. Thomas High School in 2018 ... Earned First Team All-State (twice) and All-Houston honors ... As a senior, hit .398 with 47 hits, five doubles, two triples, nine home runs and 46 RBI ... As a junior, helped lead St. Thomas to a 30-5 record and a state championship title ... Lettered in baseball all four years ... 2018 Rawlings Perfect Game Honorable Mention (All-American, Texas All-Region First Team) ... Coached by Ryan Lousteau, Sean O'Neill, Clayton Vanderlaan and Austin Carden.

**PERSONAL:** Born on February 5, 2000, in Columbia Maryland ... Son of Melinda and Marty Matulia ... Has two brothers: Mitchell and Joseph ... Cousins Matt and John Matulia played in the Cubs and Rays organizations, respectively ... His father (Radford), brother Mitchell (UTSA) and uncle (Georgia Tech and The Citadel) all played baseball collegiately.

# #22 • MATT MILLER

R-Sr. • RHP • R/R • 5-10 • 185

Aurora, Ill.

Heartland CC

\*\* CAPTAIN \*\*



**2018:** Made 14 starts at Tech's Friday night starter ... Posted an ERA of 4.20 across 79.1 innings ... Struck out 75 (10th-most in C-USA) and walked 24 ... Pitched into the seventh inning in five of his first six starts ... Named C-USA Pitcher of the Week on March 5, after his performance against No. 9 Texas A&M ... Against the Aggies, he went seven innings, giving up just one unearned run and scattered five hits, while handing A&M its first loss of 2018 ... Named to the Frisco Classic All-Tournament Team ... Struck out a career-high 10 batters in his first start of the season at Pepperdine on Feb. 16.

**2017:** Made 16 appearances, six of which came as a starter ... Struck out 30 batters in just over 36 innings of work ... Posted a 1-2 record along with a 5.45 ERA ... Through a stretch of 10 appearances from Feb. 19 - Apr. 15, Miller allowed just six earned runs while striking out 12 across 13.2 innings pitched.

**2016 HEARTLAND CC:** Medical Redshirt

**2015 HEARTLAND CC:** Due to an injury, Miller saw just four innings in 2015 at Heartland, not allowing an earned run and striking out two.

**HIGH SCHOOL:** Graduated from Aurora Central Catholic in 2013 ... Posted a .90 ERA and had 80 strikeouts which earned him Christian Gold Player of the Year honors.

**PERSONAL:** Born on September 26, 1994 to Thomas and Deborah Miller in Aurora, Illinois ... Has two sisters, Kayla and Paige.

## 2019 GAME-BY-GAME STATISTICS

| Date   | Opponent        | GS | IP  | H | R | ER | BB | SO | 2B | 3B | HR | WP | BK | HBP | IBB | Score | W-L | Sv | ERA   | NP |
|--------|-----------------|----|-----|---|---|----|----|----|----|----|----|----|----|-----|-----|-------|-----|----|-------|----|
| Feb 15 | at Southeastern | *  | 1.2 | 6 | 5 | 5  | 2  | 1  | 1  | 0  | 1  | 2  | 0  | 0   | 0   | 13-8  | 0-0 | 0  | 27.00 | 56 |
| Feb 20 | UL-LAFAYETTE    | *  | 4.2 | 3 | 1 | 1  | 2  | 7  | 0  | 0  | 1  | 0  | 0  | 1   | 0   | 3-2   | 0-0 | 0  | 8.53  | 83 |
| Totals |                 | 2  | 6.1 | 9 | 6 | 6  | 4  | 8  | 1  | 0  | 2  | 2  | 0  | 1   | 0   | 16-10 | 0-0 | 0  | 8.53  | -  |

## CAREER STATISTICS

| Year  | APP | IP    | GS  | W  | L  | ERA  | WHIP | SO  | BB | HR | SHO | SV  | IP% | WPA | WAR | WAR* |
|-------|-----|-------|-----|----|----|------|------|-----|----|----|-----|-----|-----|-----|-----|------|
| 2017  | 16  | 36.1  | 12  | 1  | 2  | 5.45 | 1.41 | 30  | 22 | 22 | 30  | 6   | 1   | 8   | 151 | 244  |
| 2018  | 14  | 79.1  | 75  | 44 | 37 | 24   | 75   | 13  | 1  | 11 | 336 | 254 | 4   | 6   | 0   | 4    |
| 2019  | 2   | 117.1 | 113 | 74 | 64 | 46   | 186  | 29  | 2  | 29 | 528 | 259 | 9   | 9   | 0   | 7    |
| TOTAL | 32  | 122.3 | 100 | 55 | 43 | 5.45 | 1.41 | 130 | 44 | 33 | 564 | 317 | 14  | 15  | 151 | 244  |

## CAREER HIGHS

Innings pitched: 7.0, 5 times  
 Walks allowed: 4, Charlotte, Apr 14, 2018; at Marshall, Apr 20, 2018; at FIU, May 07, 2017  
 Strikeouts: 10 [t-7th], at Pepperdine, Feb 16, 2018  
 Batters faced: 29, Houston Baptist, Mar 09, 2018  
 Field chances: 3, at UAB, Mar 23, 2018  
 Putouts: 2, Marshall, May 14, 2017  
 Assists: 3, at UAB, Mar 23, 2018  
 Runners CS: 2 [t-4th], UTSA, Apr 01, 2017; FIU, Mar 29, 2018

**#7 • ADARIUS MYERS**

Fr. • OF • R/R • 5-10 • 185

Seminary, Miss.

Seminary High School

**2019 GAME-BY-GAME STATISTICS**

**HIGH SCHOOL:** Back-to-back Mississippi 3A Player of the Year ... Earned First Team all-district honors from 2015-18 ... First Team all-state as a junior and senior ... Hit .467 with 11 doubles, nine home runs, while stealing 23 bases as a senior at Seminary ... As a junior he hit .472 on 51 base knocks and scored 39 runs, propelling Seminary to State Champion Runner-Up honors ... Posted a career average of .463 and a career OBP of .523 while at Seminary.

**PERSONAL:** Full name is Adarius Chandler Myers ... Born on November 13, 1999 in Hattiesburg, Mississippi ... Parents are Vic and LaShona Myers ... Father, Vic, played baseball at William Carey ... Mother, LaShona, played basketball at Jones County JC.

**#11 • STEELE NETTERVILLE**  
**So. • OF • R/R • 6-2 • 230**  
**Shreveport, La.**  
**C.E. Byrd High School**



**2018:** Made 27 starts, and saw action in 40 games as a freshman - primarily as a DH ... Recognized on the C-USA Commissioner's Honor Roll and earned the C-USA Commissioner's Academic Medal ... Named to the Conference USA All-Freshman Team ... Hit .324 with six home runs and 26 RBI ... Led the team with a .590 slugging percentage ... In C-USA play, he hit .397 with 18 RBI, while slugging .746 ... In a nine-game stretch from May 4-18, he had 17 RBI ... Boasted the second-longest hitting streak on the team at 13 games ... On May 17 against Old Dominion, he went 3-for-4, scored three runs, drove in a career-high four and came a triple shy of hitting for the cycle ... The next day, he notched a career-high four hits on a 4-for-5 effort at the plate.

**HIGH SCHOOL:** Graduated from C.E. Byrd High School in 2017 ... Lettered in football and baseball ... Named first team all-city and first team all-state ... Registered a .419 batting average this past season ... Finished as the program's all-time leader in singles and doubles ... Netterville is an officer in Key Club and a National Honor Student ... Led C.E. Byrd to a state-runner up finish in 2016 ... Coached by Greg Williams, Ford Pemberton and Austin Alexander.

**PERSONAL:** Full name is Steele Spinks Netterville ... Son of Kevin and Teri Netterville ... Has two siblings: Summer and Slade ... Born on August 17, 1998 in Shreveport, Louisiana.

**2019 GAME-BY-GAME STATISTICS**

| Date   | Opponent        | Pos | AB | R | H | RBI | 2B | 3B | HR | BB | SB | CS | HBP | SAC | SF | GDP | K | PO | A | E | Avg |      |
|--------|-----------------|-----|----|---|---|-----|----|----|----|----|----|----|-----|-----|----|-----|---|----|---|---|-----|------|
| Feb 15 | at Southeastern | *of | 5  | 0 | 0 | 0   | 0  | 0  | 0  | 0  | 0  | 0  | 0   | 0   | 0  | 0   | 0 | 2  | 3 | 0 | 0   | .000 |
| Feb 16 | at Southeastern | *of | 4  | 0 | 1 | 1   | 1  | 0  | 0  | 0  | 0  | 0  | 0   | 0   | 0  | 0   | 0 | 1  | 0 | 0 | 0   | .111 |
| Feb 17 | at Southeastern | *of | 2  | 3 | 1 | 0   | 0  | 0  | 0  | 2  | 0  | 0  | 1   | 0   | 0  | 0   | 0 | 1  | 2 | 0 | 0   | .182 |
| Feb 20 | UL-LAFAYETTE    | *of | 3  | 0 | 1 | 2   | 0  | 0  | 0  | 0  | 0  | 0  | 0   | 0   | 0  | 0   | 0 | 1  | 0 | 0 | 0   | .214 |
| Totals |                 | 4gs | 14 | 3 | 3 | 3   | 1  | 0  | 0  | 2  | 0  | 0  | 1   | 0   | 0  | 0   | 0 | 5  | 5 | 0 | 0   | .214 |

**CAREER STATISTICS**

| Year  | avg  | gp-gs | ab  | r  | h  | 2b | 3b | hr | rbi | tb | slg% | bb | hbp | so | gdp | ob%  | sf | sh | sb-att | po | a | e | fld%  |
|-------|------|-------|-----|----|----|----|----|----|-----|----|------|----|-----|----|-----|------|----|----|--------|----|---|---|-------|
| 2018  | .324 | 40-27 | 105 | 20 | 34 | 10 | 0  | 6  | 26  | 62 | .590 | 16 | 7   | 30 | 0   | .445 | 0  | 0  | 1-1    | 1  | 0 | 0 | 1.000 |
| 2019  | .214 | 4-4   | 14  | 3  | 3  | 1  | 0  | 0  | 3   | 4  | .286 | 2  | 1   | 5  | 0   | .353 | 0  | 0  | 0-0    | 5  | 0 | 0 | 1.000 |
| TOTAL | .311 | 44-31 | 119 | 23 | 37 | 11 | 0  | 6  | 29  | 66 | .555 | 18 | 8   | 35 | 0   | .434 | 0  | 0  | 1-1    | 6  | 0 | 0 | 1.000 |

**CAREER HIGHS**

Hits: 4 [t-5th], Old Dominion, May 18, 2018  
 Doubles: 1, 11 times  
 Home runs: 1 [t-9th], 6 times  
 Total bases: 8 [t-10th], Old Dominion, May 18, 2018  
 RBI: 4, Old Dominion, May 17, 2018  
 Runs scored: 3 [t-10th], 4 times  
 Walks: 2, 4 times  
 Hit by pitch: 2 [t-1st], Little Rock, Apr 04, 2018  
 Struck out: 3 [t-8th], SIU-Edwardsville, Feb 25, 2018; Northwestern State, Feb 28, 2018; at Southern Miss, May 13, 2018  
 At bats: 5, at Southeastern, Feb 15, 2019; Old Dominion, May 18, 2018; vs Florida Atlantic, May 25, 2018  
 Stolen bases: 1, FIU, Mar 30, 2018  
 Field chances: 3, at Southeastern, Feb 15, 2019  
 Putouts: 3, at Southeastern, Feb 15, 2019

**#33 • TANNER PROPST**  
**R-So. • LHP • L/L • 6-0 • 185**  
**Madison, Miss.**  
**Madison-Ridgeland Aca.**



**2018:** Made two appearances as a reliever ... Struck out five, and did not allow a hit in 2.0 innings pitched.

**2017:** Redshirted

**HIGH SCHOOL:** Graduated from Madison-Ridgeland Academy in 2016 ... Overall for his senior season, Propst posted a 2.27 ERA, striking out 59 batters in just 49.1 innings. Those numbers earned him an all-conference selection and an all-star game selection, while also guiding the Patriots to a school record 32 wins ... Tossed a complete game in the 4A State Championship victory.

### 2018 GAME-BY-GAME STATISTICS

#33 Tanner Propst - 2 appearances (All games)

| Date   | Opponent           | GS | IP  | H | R | ER | BB | SO | 2B | 3B | HR | WP | BK | HBP | IBB | Score | W-L | Sv | ERA  | NP |
|--------|--------------------|----|-----|---|---|----|----|----|----|----|----|----|----|-----|-----|-------|-----|----|------|----|
| Feb 23 | SIU-EDWARDSVILLE   |    | 1.0 | 0 | 0 | 0  | 3  | 3  | 0  | 0  | 0  | 1  | 0  | 0   | 0   | 13-1  | 0-0 | 0  | 0.00 | 32 |
| May 09 | at Grambling State |    | 1.0 | 0 | 0 | 0  | 0  | 2  | 0  | 0  | 0  | 0  | 0  | 0   | 0   | 12-1  | 0-0 | 0  | 0.00 | 21 |
| Totals |                    | 0  | 2.0 | 0 | 0 | 0  | 3  | 5  | 0  | 0  | 0  | 1  | 0  | 0   | 0   | 25-2  | 0-0 | 0  | 0.00 | -  |

### CAREER STATISTICS

| Year  | era  | w-l | app | gs | cg | sho | sv | ip  | h | r | er | bb | so | 2b | 3b | hr | bf | bavg | wp | hbp | bk | sfa | sha |
|-------|------|-----|-----|----|----|-----|----|-----|---|---|----|----|----|----|----|----|----|------|----|-----|----|-----|-----|
| 2018  | 0.00 | 0-0 | 2   | 0  | 0  | 0/0 | 0  | 2.0 | 0 | 0 | 0  | 3  | 5  | 0  | 0  | 0  | 10 | .000 | 1  | 0   | 0  | 0   | 0   |
| TOTAL | 0.00 | 0-0 | 2   | 0  | 0  | 0/0 | 0  | 2.0 | 0 | 0 | 0  | 3  | 5  | 0  | 0  | 0  | 10 | .000 | 1  | 0   | 0  | 0   | 0   |

# #16 • LOGAN ROBBINS

R-Sr. • LHP • L/L • 5-11 • 200

Leakesville, Miss.

Jones County JC



**2018:** Named 2nd Team All-Conference USA ... Made 14 starts Went 7-1 on the mound with a 4.66 ERA ... Struck out 47 and walked 17 ... Earned wins or no decisions in each of his first 12 appearances ... Pitched into the sixth inning in nine of his 14 starts ... Pitched a nine-inning complete game against Houston Baptist on March 10, allowing one run on four hits, while striking out six and walking none.

**2016-17 (JONES COUNTY JUNIOR COLLEGE):** Last season, went 12-0 on the mound while posting a 2.29 ERA across 66.2 innings pitched ... Helped lead Jones County to a 2016 national championship ... Tossed 61.1 innings, striking out 54 to go along with a 4.70 ERA ... Posted a 6-0 record while also recording a save ... Coached by Chris Kirtland.

**HIGH SCHOOL:** Graduated from George County High School in 2014 ... Lettered for four years in baseball ... Coached by Brooks McKay, Tony Neil, Mel Spivey and Brandon Davis.

**PERSONAL:** Full name is Logan Conner Robbins ... Son of Michael and Phyllis Robbins ... Has two siblings: Mason and Walker ... Brother Mason is a player in the Chicago White Sox organization ... Brother Walker is a player in the St. Louis Cardinals organization ... Born on May 8, 1995 in Mobile, Alabama.

## 2019 GAME-BY-GAME STATISTICS

| Date   | Opponent        | GS | IP  | H | R | ER | BB | SO | 2B | 3B | HR | WP | BK | HBP | IBB | Score | W-L | Sv | ERA   | NP |
|--------|-----------------|----|-----|---|---|----|----|----|----|----|----|----|----|-----|-----|-------|-----|----|-------|----|
| Feb 16 | at Southeastern |    | 2.2 | 6 | 8 | 7  | 4  | 1  | 0  | 2  | 0  | 0  | 0  | 0   | 0   | 15-11 | 0-0 | 0  | 23.62 | 61 |
| Totals |                 | 1  | 2.2 | 6 | 8 | 7  | 4  | 1  | 0  | 2  | 0  | 0  | 0  | 0   | 0   | 15-11 | 0-0 | 0  | 23.62 | -  |

## CAREER STATISTICS

| Year  | era   | w-l | app | gs | cg | sho | sv | ip   | h  | r  | er | bb | so | 2b | 3b | hr | bf  | bavg | wp | hbp | bk | sfa | sha |
|-------|-------|-----|-----|----|----|-----|----|------|----|----|----|----|----|----|----|----|-----|------|----|-----|----|-----|-----|
| 2018  | 4.66  | 7-1 | 14  | 14 | 1  | 0/0 | 0  | 75.1 | 84 | 41 | 39 | 17 | 47 | 12 | 1  | 9  | 323 | .285 | 3  | 4   | 2  | 5   | 2   |
| 2019  | 23.62 | 0-0 | 1   | 1  | 0  | 0/0 | 0  | 2.2  | 6  | 8  | 7  | 4  | 1  | 0  | 2  | 0  | 18  | .429 | 0  | 0   | 0  | 0   | 0   |
| TOTAL | 5.31  | 7-1 | 15  | 15 | 1  | 0/0 | 0  | 78.0 | 90 | 49 | 46 | 21 | 48 | 12 | 3  | 9  | 341 | .291 | 3  | 4   | 2  | 5   | 2   |

## CAREER HIGHS

Innings pitched: 9.0 [t-2nd], Houston Baptist, Mar 10, 2018  
 Walks allowed: 4, at Southeastern, Feb 16, 2019  
 Strikeouts: 7, at Marshall, Apr 21, 2018  
 Batters faced: 30, Houston Baptist, Mar 10, 2018; at UAB, Mar 24, 2018  
 Field chances: 3, at WKU, Apr 28, 2018; Houston Baptist, Mar 10, 2018  
 Putouts: 1, Houston Baptist, Mar 10, 2018  
 Assists: 3, at WKU, Apr 28, 2018  
 Runners CS: 1, at Pepperdine, Feb 17, 2018

**#3 • MASON ROBINSON**

R-Sr. • OF • R/R • 6-0 • 195

Cartersville, Ga.

Wallace-Dolthan CC



**2018:** Saw action in all 59 games, and made 57 starts in right field ... Hit .265 with six home runs and 36 RBI ... Recorded 16 multiple-hit games ... Named C-USA Hitter of the Week on April 23 ... Hit for the second cycle in Tech history on April 18 at ULL with a career day at the plate (4-for-6, with three runs scored and five RBI) ... Made just two errors in 135 chances in right field (.985 fielding percentage).

**2017:** Saw action in nine games last season ... Hit .143 with a double.

**2016 WALLACE DOLTHAN:** Led Wallace-Dolthan in doubles with 19, while also batting .293 and having an OPS of .863 ... Hit five home runs, drove in 33 runs and stole nine bases, while being caught just once.

**2015 WALLACE DOLTHAN:** Led the team with 14 doubles and at bats ... Batted .281 with 14 stolen bases, two triples, two home runs and 27 RBI.

**HIGH SCHOOL:** Graduated from Woodland High School in 2014 ... Named all-county and all-region.

**PERSONAL:** Born on February 22, 1996 in Cartersville, Georgia to Eric and Valerie Robinson ... Has two brother, Grant and Collin.

**2019 GAME-BY-GAME STATISTICS**

| Date   | Opponent        | Pos | AB | R | H | RBI | 2B | 3B | HR | BB | SB | CS | HBP | SAC | SF | GDP | K | PO | A | E | Avg  |
|--------|-----------------|-----|----|---|---|-----|----|----|----|----|----|----|-----|-----|----|-----|---|----|---|---|------|
| Feb 15 | at Southeastern | *of | 5  | 1 | 2 | 1   | 1  | 0  | 0  | 0  | 0  | 0  | 0   | 0   | 0  | 0   | 2 | 0  | 0 | 0 | .400 |
| Feb 16 | at Southeastern | *of | 5  | 2 | 2 | 0   | 0  | 0  | 0  | 0  | 0  | 0  | 0   | 0   | 0  | 0   | 0 | 2  | 0 | 0 | .400 |
| Feb 17 | at Southeastern | *of | 5  | 0 | 1 | 2   | 0  | 0  | 0  | 0  | 0  | 0  | 0   | 0   | 0  | 0   | 0 | 1  | 0 | 0 | .333 |
| Feb 20 | UL-LAFAYETTE    | *of | 4  | 1 | 2 | 1   | 0  | 0  | 0  | 0  | 0  | 1  | 1   | 0   | 0  | 0   | 0 | 0  | 0 | 0 | .368 |
| Totals |                 | 4gs | 19 | 4 | 7 | 4   | 1  | 0  | 0  | 0  | 0  | 1  | 1   | 0   | 0  | 0   | 2 | 3  | 0 | 0 | .368 |

**CAREER STATISTICS**

| Year  | avg  | gp-gs | ab  | r  | h  | 2b | 3b | hr | rbi | tb | slg% | bb | hbp | so | gdp | ob%  | sf | sh | sb-att | po  | a | e | fld%  |
|-------|------|-------|-----|----|----|----|----|----|-----|----|------|----|-----|----|-----|------|----|----|--------|-----|---|---|-------|
| 2017  | .143 | 9-0   | 7   | 3  | 1  | 1  | 0  | 0  | 0   | 2  | .286 | 0  | 0   | 2  | 0   | .143 | 0  | 0  | 0-0    | 3   | 0 | 0 | 1.000 |
| 2018  | .265 | 59-57 | 215 | 32 | 57 | 6  | 2  | 6  | 36  | 85 | .395 | 19 | 5   | 38 | 4   | .335 | 3  | 4  | 5-11   | 128 | 5 | 2 | .985  |
| 2019  | .368 | 4-4   | 19  | 4  | 7  | 1  | 0  | 0  | 4   | 8  | .421 | 0  | 1   | 2  | 0   | .400 | 0  | 0  | 0-1    | 3   | 0 | 0 | 1.000 |
| TOTAL | .270 | 72-61 | 241 | 39 | 65 | 8  | 2  | 6  | 40  | 95 | .394 | 19 | 6   | 42 | 4   | .335 | 3  | 4  | 5-12   | 134 | 5 | 2 | .986  |

**CAREER HIGHS**

Hits: 4 [t-5th], at UL-Lafayette, Apr 18, 2018  
 Doubles: 2 [t-3rd], Middle Tennessee, May 05, 2018  
 Triples: 1 [t-1st], at UL-Lafayette, Apr 18, 2018; at McNeese, Mar 27, 2018  
 Home runs: 1 [t-9th], 6 times  
 Total bases: 10 [t-2nd], at UL-Lafayette, Apr 18, 2018  
 RBI: 5 [t-6th], at UL-Lafayette, Apr 18, 2018  
 Runs scored: 3 [t-10th], at UL-Lafayette, Apr 18, 2018  
 Walks: 2, at Pepperdine, Feb 18, 2018; Houston Baptist, Mar 09, 2018  
 Hit by pitch: 2 [t-1st], at UL-Monroe, Mar 07, 2018  
 Struck out: 2, 13 times  
 Sac flies: 1 [t-2nd], at UAB, Mar 24, 2018; at McNeese, Mar 27, 2018; Old Dominion, May 18, 2018  
 Sac bunts: 1, 4 times  
 At bats: 6 [t-3rd], at UL-Lafayette, Apr 18, 2018; at WKU, Apr 28, 2018; Middle Tennessee, May 05, 2018  
 Stolen bases: 1, 5 times  
 Caught stealing: 1 [t-3rd], 6 times  
 Field chances: 6, Charlotte, Apr 14, 2018; at UTSA, Apr 7, 2018  
 Putouts: 6, at UTSA, Apr 7, 2018  
 Assists: 1, 5 times

**#24 • BRAXTON SMITH**  
**R-Sr. • RHP • R/R • 6-0 • 205**  
 Orange, Texas  
 LSU Eunice



**2018:** Made 18 appearances as a reliever ... Posted a 1-2 record with four saves (second-most on the team) along with a 3.21 ERA across 28.0 innings pitched ... Struck out 39 and walked 13 ... Did not allow a run in any of his first seven appearances as a Bulldog (12.1 IP) ... Picked up a three-inning save against Rice on March 17.

**2016-17 (LSU-EUNICE):** Last season, he went 7-4 with a 3.74 ERA while striking out 79 across 65.0 innings pitched ... During his freshman campaign he achieved a 5-1 record, tossing 48 innings ... He struck out 56 in those 48 innings, while walking just 13 ... Posted an ERA of 3.00 and an opponent batting average of .197 ... Helped propel LSU-E to a 32 game winning streak to begin the season ... Coached by Jeff Willis, Allan Orgain, Kade Keowen and Joe Fabre.

**HIGH SCHOOL:** Graduated from Orangefield High School in 2014 ... Lettered four seasons in baseball ... Was coached by Todd Trawhan ... Son of Hank and Sandy Smith.

**2019 GAME-BY-GAME STATISTICS**

| Date   | Opponent        | GS | IP  | H | R | ER | BB | SO | 2B | 3B | HR | WP | BK | HBP | IBB | Score | W-L | Sv | ERA  | NP |
|--------|-----------------|----|-----|---|---|----|----|----|----|----|----|----|----|-----|-----|-------|-----|----|------|----|
| Feb 16 | at Southeastern |    | 3.1 | 4 | 2 | 1  | 0  | 5  | 0  | 0  | 0  | 1  | 0  | 0   | 0   | 15-11 | 0-0 | 1  | 2.70 | 53 |
| Feb 20 | UL-LAFAYETTE    |    | 2.0 | 2 | 1 | 1  | 1  | 1  | 0  | 0  | 0  | 0  | 0  | 0   | 0   | 3-2   | 0-0 | 1  | 3.38 | 40 |
| Totals |                 | 0  | 5.1 | 6 | 3 | 2  | 1  | 6  | 0  | 0  | 0  | 1  | 0  | 0   | 0   | 18-13 | 0-0 | 1  | 3.38 | -  |

**CAREER STATISTICS**

| Year  | avg  | gp-gs | ab | r | h | 2b | 3b | hr | rbi | tb | slg% | bb | hbp | so | gdp | ob%  | sf | sh | sb-att | po | a | e | fld%  |
|-------|------|-------|----|---|---|----|----|----|-----|----|------|----|-----|----|-----|------|----|----|--------|----|---|---|-------|
| 2018  | .000 | 0-0   | 0  | 0 | 0 | 0  | 0  | 0  | 0   | 0  | .000 | 0  | 0   | 0  | 0   | .000 | 0  | 0  | 0-0    | 1  | 4 | 1 | .833  |
| 2019  | .000 | 0-0   | 0  | 0 | 0 | 0  | 0  | 0  | 0   | 0  | .000 | 0  | 0   | 0  | 0   | .000 | 0  | 0  | 0-0    | 0  | 2 | 0 | 1.000 |
| TOTAL | .000 | 0-0   | 0  | 0 | 0 | 0  | 0  | 0  | 0   | 0  | .000 | 0  | 0   | 0  | 0   | .000 | 0  | 0  | 0-0    | 1  | 6 | 1 | .875  |

| Year  | era  | w-l | app | gs | cg | sho | sv | ip   | h  | r  | er | bb | so | 2b | 3b | hr | bf  | bavg | wp | hbp | bk | sfa | sha |
|-------|------|-----|-----|----|----|-----|----|------|----|----|----|----|----|----|----|----|-----|------|----|-----|----|-----|-----|
| 2018  | 3.21 | 1-2 | 18  | 0  | 0  | 0/1 | 4  | 28.0 | 31 | 10 | 10 | 13 | 39 | 6  | 1  | 1  | 124 | .287 | 5  | 1   | 0  | 1   | 1   |
| 2019  | 3.38 | 0-0 | 2   | 0  | 0  | 0/0 | 1  | 5.1  | 6  | 3  | 2  | 1  | 6  | 0  | 0  | 0  | 25  | .250 | 1  | 0   | 0  | 0   | 0   |
| TOTAL | 3.24 | 1-2 | 20  | 0  | 0  | 0/1 | 5  | 33.1 | 37 | 13 | 12 | 14 | 45 | 6  | 1  | 1  | 149 | .280 | 6  | 1   | 0  | 1   | 1   |

**CAREER HIGHS**

Innings pitched: 3.1, at Southeastern, Feb 16, 2019  
 Walks allowed: 2, 5 times  
 Strikeouts: 5, at Southeastern, Feb 16, 2019; Middle Tennessee, May 04, 2018  
 Batters faced: 16, at Southeastern, Feb 16, 2019  
 Field chances: 1, 8 times  
 Putouts: 1, Grambling State, Mar 06, 2018  
 Assists: 1, 6 times  
 Runners CS: 1, Rice, Mar 17, 2018; FIU, Mar 29, 2018

**#18 • BRYCE WALLACE**

Fr. • OF • L/L • 6-2 • 185

Bastrop, La.

Ouachita Christian HS

**2019 GAME-BY-GAME STATISTICS**

**HIGH SCHOOL:** Graduated from Ouachita Christian School in 2018 ... Named 2018 All-NELA Player of the Year ... Earned Class 2A All-State accolades as a junior ... Paced OCS to a state runner-up finish as a junior in 2017 ... Member of the Eagles' 2015 state championship baseball team ... Also a three-year starter in football as a wide receiver/defensive back, earning Class 1A All-State honors as a senior.

# #21 • SHELTON WALLACE

Sr. • OF • R/R • 6-2 • 215

Brandon, Miss.

Jones County JC



**2018:** Saw action in 19 games ... Recorded three hits, three RBI and three runs scored in 22 at-bats ... Hit a solo home run against Grambling on May 9.

**2016-17 (JONES COUNTY JC):** Last season, hit .453 with 67 RBI and 69 runs scored in 50 games played ... Also stole 29 bases ... Helped lead Jones County to a DII National Championship as a freshman ... Played in 63 games and hit .349 with 59 RBI while scoring 83 runs.

**HIGH SCHOOL:** Graduated from Northwest Rankin High School in 2015 ... Lettered in both baseball and football.

**PERSONAL:** Son of Kyle and Cindy Wallace ... Has one sibling: Maddie Hornsby ... Born on May 24, 1997 in Hattiesburg, Mississippi.

## 2019 GAME-BY-GAME STATISTICS

| Date   | Opponent        | Pos | AB | R | H | RBI | 2B | 3B | HR | BB | SB | CS | HBP | SAC | SF | GDP | K | PO | A | E | Avg |      |
|--------|-----------------|-----|----|---|---|-----|----|----|----|----|----|----|-----|-----|----|-----|---|----|---|---|-----|------|
| Feb 15 | at Southeastern | *dh | 5  | 4 | 3 | 0   | 0  | 0  | 0  | 0  | 0  | 0  | 1   | 0   | 0  | 0   | 0 | 0  | 0 | 0 | 0   | .600 |
| Feb 16 | at Southeastern | *dh | 4  | 1 | 0 | 0   | 0  | 0  | 0  | 1  | 1  | 0  | 0   | 0   | 0  | 0   | 2 | 0  | 0 | 0 | 0   | .333 |
| Feb 17 | at Southeastern | *dh | 5  | 0 | 2 | 2   | 0  | 0  | 0  | 0  | 0  | 0  | 0   | 0   | 0  | 0   | 1 | 0  | 0 | 0 | 0   | .357 |
| Feb 20 | UL-LAFAYETTE    | *dh | 3  | 1 | 0 | 0   | 0  | 0  | 0  | 1  | 1  | 0  | 0   | 0   | 0  | 0   | 1 | 0  | 0 | 0 | 0   | .294 |
| Totals |                 | 4gs | 17 | 6 | 5 | 2   | 0  | 0  | 0  | 2  | 2  | 0  | 1   | 0   | 0  | 0   | 4 | 0  | 0 | 0 | 0   | .294 |

## CAREER STATISTICS

| Year  | avg  | gp-gs | ab | r | h | 2b | 3b | hr | rbi | tb   | slg% | bb | hbp | so | gdp  | ob%  | sf | sh  | sb-att | po | a | e    | fld%  |
|-------|------|-------|----|---|---|----|----|----|-----|------|------|----|-----|----|------|------|----|-----|--------|----|---|------|-------|
| 2018  | .136 | 19-4  | 22 | 3 | 3 | 1  | 0  | 1  | 3   | 7    | .318 | 2  | 4   | 8  | 1    | .310 | 1  | 0   | 0-0    | 1  | 0 | 0    | 1.000 |
| 2019  | .294 | 4-4   | 17 | 6 | 5 | 0  | 0  | 2  | 5   | .294 | 2    | 1  | 4   | 0  | .400 | 0    | 0  | 2-2 | 0      | 0  | 0 | .000 |       |
| TOTAL | .205 | 23-8  | 39 | 9 | 8 | 1  | 0  | 1  | 5   | 12   | .308 | 4  | 5   | 12 | 1    | .347 | 1  | 0   | 2-2    | 1  | 0 | 0    | 1.000 |

## CAREER HIGHS

Hits: 3, at Southeastern, Feb 15, 2019  
 Doubles: 1, at Marshall, Apr 20, 2018  
 Home runs: 1 [t-9th], at Grambling State, May 09, 2018  
 Total bases: 4, at Grambling State, May 09, 2018  
 RBI: 2, at Southeastern, Feb 17, 2019  
 Runs scored: 4 [t-2nd], at Southeastern, Feb 15, 2019  
 Walks: 1, 4 times  
 Hit by pitch: 1, 5 times  
 Struck out: 2, at Pepperdine, Feb 16, 2018; at Southeastern, Feb 16, 2019  
 Sac flies: 1 [t-2nd], SIU-Edwardsville, Feb 23, 2018  
 At bats: 5, at Southeastern, Feb 15, 2019; at Southeastern, Feb 17, 2019  
 Stolen bases: 1, at Southeastern, Feb 16, 2019; UL-Lafayette, Feb 20, 2019  
 Field chances: 1, Old Dominion, May 19, 2018  
 Putouts: 1, Old Dominion, May 19, 2018

# #9 • HUNTER WELLS

R-Jr. • INF • S/R • 5-10 • 185

Katy, Texas

Tyler JC



**2018:** Named First Team All-Conference USA and Honorable Mention All-Louisiana ... Started all 59 games ... Led the team and ranked fourth in C-USA with a .357 batting average ... Set a new single-season program record with 91 hits ... Hit for the first cycle in program history against UTSA on April 8 ... Led the team with 30 multiple-hit games ... Ranked second on the team with 11 multiple-RBI contests ... Second on the team with 117 total bases ... His 91 hits were most in C-USA ... In conference games, he also ranked first in hits with 52, while batting .391 ... Finished the year on a 10-game hitting streak ... Hit .495 as the leadoff hitter.

**2016 (TYLER JUNIOR COLLEGE):** Helped lead Tyler Junior College to an NJCAA National Championship in 2016 ... Led the team with 218 at-bats, posting a .350 batting average and an on-base percentage of .406 ... Drive in 50 runs while walking 22 times ... Stole 30 bases ... Hit 15 doubles and three triples.

**HIGH SCHOOL:** Graduated from Cinco Ranch High School in 2015 ... Lettered in both baseball and basketball ... Named all-district in three separate seasons ... Coached by Brett Wallace.

**PERSONAL:** Son of David and Margarita Wells ... Has two siblings: Britny and Samantha ... Born on October 10, 1996 in Cheney, Kansas.

## 2019 GAME-BY-GAME STATISTICS

| Date   | Opponent        | Pos | AB | R | H | RBI | 2B | 3B | HR | BB | SB | CS | HBP | SAC | SF | GDP | K | PO | A | E | Avg |      |
|--------|-----------------|-----|----|---|---|-----|----|----|----|----|----|----|-----|-----|----|-----|---|----|---|---|-----|------|
| Feb 15 | at Southeastern | *2b | 5  | 1 | 2 | 3   | 1  | 1  | 0  | 1  | 0  | 0  | 0   | 0   | 0  | 0   | 0 | 2  | 3 | 2 | 0   | .400 |
| Feb 16 | at Southeastern | *2b | 3  | 4 | 3 | 0   | 0  | 0  | 0  | 3  | 1  | 0  | 0   | 0   | 0  | 0   | 0 | 0  | 1 | 2 | 1   | .625 |
| Feb 17 | at Southeastern | *2b | 4  | 0 | 1 | 0   | 0  | 0  | 0  | 1  | 1  | 0  | 1   | 0   | 0  | 0   | 0 | 1  | 1 | 0 | 0   | .500 |
| Feb 20 | UL-LAFAYETTE    | *2b | 4  | 0 | 0 | 0   | 0  | 0  | 0  | 1  | 0  | 0  | 0   | 0   | 0  | 0   | 0 | 0  | 1 | 4 | 0   | .375 |
| Totals |                 | 4gs | 16 | 5 | 6 | 3   | 1  | 1  | 0  | 6  | 2  | 0  | 1   | 0   | 0  | 0   | 0 | 3  | 6 | 8 | 1   | .375 |

## CAREER STATISTICS

| Year  | avg  | gp-gs | ab  | r  | h  | 2b | 3b | hr | rbi | tb  | slg% | bb | hbp | so | gdp | ob%  | sf | sh | sb-att | po  | a  | e | fld% |
|-------|------|-------|-----|----|----|----|----|----|-----|-----|------|----|-----|----|-----|------|----|----|--------|-----|----|---|------|
| 2018  | .357 | 59-59 | 255 | 47 | 91 | 12 | 2  | 2  | 32  | 113 | .443 | 29 | 2   | 34 | 6   | .421 | 4  | 2  | 6-9    | 129 | 40 | 2 | .988 |
| 2019  | .375 | 4-4   | 16  | 5  | 6  | 1  | 1  | 0  | 3   | 9   | .563 | 6  | 1   | 3  | 0   | .565 | 0  | 0  | 2-2    | 6   | 8  | 1 | .933 |
| TOTAL | .358 | 63-63 | 271 | 52 | 97 | 13 | 3  | 2  | 35  | 122 | .450 | 35 | 3   | 37 | 6   | .431 | 4  | 2  | 8-11   | 135 | 48 | 3 | .984 |

## CAREER HIGHS

Hits: 4 [t-5th], 4 times  
 Doubles: 2 [t-3rd], at Marshall, Apr 22, 2018  
 Triples: 1 [t-1st], at UTSA, Apr 8, 2018; at Southeastern, Feb 15, 2019; at UAB, Mar 24, 2018  
 Home runs: 1 [t-9th], at UTSA, Apr 8, 2018; Northwestern State, Feb 28, 2018  
 Total bases: 10 [t-2nd], at UTSA, Apr 8, 2018  
 RBI: 3, at UL-Lafayette, Apr 18, 2018; at UTSA, Apr 8, 2018; at Southeastern, Feb 15, 2019  
 Runs scored: 4 [t-2nd], at Southeastern, Feb 16, 2019  
 Walks: 3 [t-4th], at Southeastern, Feb 16, 2019; at UAB, Mar 25, 2018  
 Hit by pitch: 1, at UL-Lafayette, Apr 18, 2018; at UTSA, Apr 7, 2018; at Southeastern, Feb 17, 2019  
 Struck out: 2, 7 times  
 Sac flies: 1 [t-2nd], 4 times  
 Sac bunts: 1, at UTSA, Apr 7, 2018; McNeese, Feb 20, 2018  
 At bats: 6 [t-3rd], 4 times  
 Stolen bases: 1, 8 times  
 Caught stealing: 1 [t-3rd], at WKU, Apr 29, 2018; SIU-Edwardsville, Feb 23, 2018; at UAB, Mar 25, 2018  
 Field chances: 12, at Grambling State, May 09, 2018; at Southern Miss, May 11, 2018  
 Putouts: 12, at Grambling State, May 09, 2018  
 Assists: 5, McNeese, Feb 20, 2018; at Southern Miss, May 11, 2018

# #17 • SETH WHITE

R-So. • OF • R/R • 5-10 • 185

Ruston, La.

Ruston HS



**2018:** Saw action in 16 games ... Went 1-for-5 at the plate and scored three runs ... Went 1-for-2 against SIUE on February 23.

**2017:** Redshirted

**HIGH SCHOOL:** Graduated from Ruston High School in 2016 ... Lettered in both football and baseball ... Twice named first team all-district ... Named first team all-state once ... Earned all-district utility honors three times ... Named first team all-state as an outfielder ... Coached by Toby White and Brad Laird.

**PERSONAL:** Full name is Seth Andrew White ... Son of Toby and Jackie White ... Has three siblings: Caleb, Noah and Isaac ... Father, Toby, played baseball at Louisiana College ... Born on July 11, 1997 in Conway, Arkansas.

## 2018 GAME-BY-GAME STATISTICS

| Date   | Opponent            | Pos   | AB | R | H | RBI | 2B | 3B | HR | BB | SB | CS | HBP | SAC | SF | GDP | K | PO | A | E | Avg |      |
|--------|---------------------|-------|----|---|---|-----|----|----|----|----|----|----|-----|-----|----|-----|---|----|---|---|-----|------|
| Feb 16 | at Pepperdine       | pr    | 0  | 0 | 0 | 0   | 0  | 0  | 0  | 0  | 0  | 0  | 0   | 0   | 0  | 0   | 0 | 0  | 0 | 0 | 0   | .000 |
| Feb 17 | at Pepperdine-2     | pr/c  | 0  | 0 | 0 | 0   | 0  | 0  | 0  | 0  | 0  | 0  | 0   | 0   | 0  | 0   | 0 | 0  | 0 | 0 | 0   | .000 |
| Feb 23 | SIU-EDWARDSVILLE    | ph/of | 2  | 0 | 1 | 0   | 0  | 0  | 0  | 0  | 0  | 0  | 0   | 0   | 0  | 0   | 1 | 0  | 0 | 0 | 0   | .500 |
| Mar 04 | vs Baylor           | ph/of | 1  | 0 | 0 | 0   | 0  | 0  | 0  | 0  | 0  | 0  | 0   | 0   | 0  | 0   | 0 | 1  | 0 | 0 | 0   | .333 |
| Mar 13 | at Little Rock      | pr    | 0  | 0 | 0 | 0   | 0  | 0  | 0  | 0  | 0  | 0  | 0   | 0   | 0  | 0   | 0 | 0  | 0 | 0 | 0   | .333 |
| Mar 23 | at UAB              | pr    | 0  | 0 | 0 | 0   | 0  | 0  | 0  | 0  | 0  | 0  | 0   | 0   | 0  | 0   | 0 | 0  | 0 | 0 | 0   | .333 |
| Mar 29 | FIU                 | pr    | 0  | 1 | 0 | 0   | 0  | 0  | 0  | 0  | 0  | 0  | 0   | 0   | 0  | 0   | 0 | 0  | 0 | 0 | 0   | .333 |
| Apr 04 | LITTLE ROCK         | pr    | 0  | 0 | 0 | 0   | 0  | 0  | 0  | 0  | 0  | 0  | 0   | 0   | 0  | 0   | 0 | 0  | 0 | 0 | 0   | .333 |
| Apr 7  | at UTSA             | pr    | 0  | 0 | 0 | 0   | 0  | 0  | 0  | 0  | 0  | 0  | 0   | 0   | 0  | 0   | 0 | 0  | 0 | 0 | 0   | .333 |
| Apr 18 | at UL-Lafayette     | ph/of | 0  | 1 | 0 | 0   | 0  | 0  | 0  | 1  | 0  | 0  | 0   | 0   | 0  | 0   | 0 | 0  | 0 | 0 | 0   | .333 |
| Apr 20 | at Marshall         | of    | 0  | 0 | 0 | 0   | 0  | 0  | 0  | 1  | 0  | 0  | 0   | 0   | 0  | 0   | 0 | 0  | 0 | 0 | 0   | .333 |
| Apr 24 | UL-LAFAYETTE        | ph    | 1  | 0 | 0 | 0   | 0  | 0  | 0  | 0  | 0  | 0  | 0   | 0   | 0  | 0   | 1 | 0  | 0 | 0 | 0   | .250 |
| Apr 29 | at WKU              | pr    | 0  | 0 | 0 | 0   | 0  | 0  | 0  | 0  | 0  | 0  | 0   | 0   | 0  | 0   | 0 | 0  | 0 | 0 | 0   | .250 |
| May 17 | OLD DOMINION        | ph/of | 1  | 0 | 0 | 0   | 0  | 0  | 0  | 0  | 0  | 0  | 0   | 0   | 0  | 0   | 1 | 0  | 0 | 0 | 0   | .200 |
| May 19 | OLD DOMINION        | pr    | 0  | 0 | 0 | 0   | 0  | 0  | 0  | 0  | 0  | 0  | 0   | 0   | 0  | 0   | 0 | 0  | 0 | 0 | 0   | .200 |
| May 25 | vs Florida Atlantic | pr    | 0  | 1 | 0 | 0   | 0  | 0  | 0  | 0  | 0  | 0  | 0   | 0   | 0  | 0   | 0 | 0  | 0 | 0 | 0   | .200 |
| Totals |                     | Ogs   | 5  | 3 | 1 | 0   | 0  | 0  | 0  | 2  | 0  | 0  | 0   | 0   | 0  | 0   | 4 | 0  | 0 | 0 | 0   | .200 |

On base pct. .429 • Slugging pct. .200

## CAREER STATISTICS

| Year  | avg  | gp-gs | ab | r | h | 2b | 3b | hr | rbi | tb | slg% | bb | hbp | so | gdp | ob%  | sf | sh | sb-att | po | a | e | fld% |
|-------|------|-------|----|---|---|----|----|----|-----|----|------|----|-----|----|-----|------|----|----|--------|----|---|---|------|
| 2018  | .200 | 16-0  | 5  | 3 | 1 | 0  | 0  | 0  | 0   | 1  | .200 | 2  | 0   | 4  | 0   | .429 | 0  | 0  | 0-0    | 0  | 0 | 0 | .000 |
| TOTAL | .200 | 16-0  | 5  | 3 | 1 | 0  | 0  | 0  | 0   | 1  | .200 | 2  | 0   | 4  | 0   | .429 | 0  | 0  | 0-0    | 0  | 0 | 0 | .000 |

**#8 • TAYLOR YOUNG**  
**So. • INF • R/R • 5-9 • 170**  
**West Monroe, La.**  
**West Monroe HS**



**2018:** Named to the 2018 Conference USA All-Freshman Team ... Saw action in 48 games (44 starts) ... Led the team and ranked fourth in C-USA with 43 walks drawn ... Posted an OBP of .479, which led the team and ranked third among league leaders ... Averaged 0.90 walks per game (2nd best in C-USA) ... In league play, reached base at a .504 clip and drew a team-high 27 walks (third-most in the league) ... 14 of his 23 RBI came against conference foes ... Was 10-for-14 on stolen-base attempts.

**HIGH SCHOOL:** Graduated from West Monroe High School in 2017 ... Lettered in baseball and football ... Named MVP as a senior in 2017 ... Has posted a batting average of .416 and a .595 batting average in district play ... 2016 District 2-5A Player of the Year ... Three-time all-district selection ... 2016 Perfect Game All-American/ All-Region Honorable Mention ... Named to three separate Perfect Game all-tournament teams ... Coached by Wade Simoneaux, Joey Adams and Ron McBeth.

**PERSONAL:** Full name is Taylor Duane Young ... Son of Stacy Young and Keri Gross... Has three siblings: Tanner, Bax and Garrett ... Born on August 6, 1998 in West Monroe, Louisiana.

**2019 GAME-BY-GAME STATISTICS**

| Date   | Opponent        | Pos | AB | R | H | RBI | 2B | 3B | HR | BB | SB | CS | HBP | SAC | SF | GDP | K | PO | A | E | Avg  |
|--------|-----------------|-----|----|---|---|-----|----|----|----|----|----|----|-----|-----|----|-----|---|----|---|---|------|
| Feb 15 | at Southeastern | *ss | 3  | 0 | 1 | 0   | 0  | 0  | 0  | 3  | 0  | 0  | 0   | 0   | 0  | 0   | 0 | 1  | 1 | 0 | .333 |
| Feb 16 | at Southeastern | *ss | 5  | 2 | 4 | 3   | 1  | 0  | 0  | 1  | 0  | 0  | 0   | 0   | 0  | 0   | 0 | 2  | 1 | 0 | .625 |
| Feb 17 | at Southeastern | *ss | 1  | 3 | 1 | 1   | 0  | 0  | 0  | 1  | 0  | 0  | 1   | 0   | 1  | 0   | 0 | 0  | 2 | 0 | .667 |
| Feb 20 | UL-LAFAYETTE    | *ss | 3  | 0 | 0 | 0   | 0  | 0  | 0  | 1  | 1  | 0  | 1   | 0   | 0  | 0   | 2 | 4  | 1 | 0 | .500 |
| Totals |                 | 4gs | 12 | 5 | 6 | 4   | 1  | 0  | 0  | 6  | 1  | 1  | 2   | 0   | 1  | 0   | 2 | 7  | 5 | 0 | .500 |

**CAREER STATISTICS**

| Year  | avg  | gp-gs | ab  | r  | h  | 2b | 3b | hr | rbi | tb | slg% | bb | hbp | so | gdp | ob%  | sf | sh | sb-att | po | a   | e  | fld%  |
|-------|------|-------|-----|----|----|----|----|----|-----|----|------|----|-----|----|-----|------|----|----|--------|----|-----|----|-------|
| 2018  | .302 | 48-44 | 139 | 33 | 42 | 6  | 0  | 2  | 23  | 54 | .388 | 43 | 8   | 17 | 2   | .479 | 4  | 4  | 10-14  | 89 | 112 | 10 | .953  |
| 2019  | .500 | 4-4   | 12  | 5  | 6  | 1  | 0  | 0  | 4   | 7  | .583 | 6  | 2   | 2  | 0   | .667 | 1  | 0  | 1-2    | 7  | 5   | 0  | 1.000 |
| TOTAL | .318 | 52-48 | 151 | 38 | 48 | 7  | 0  | 2  | 27  | 61 | .404 | 49 | 10  | 19 | 2   | .498 | 5  | 4  | 11-16  | 96 | 117 | 10 | .955  |

**CAREER HIGHS**

Hits: 4 [t-5th], at Southeastern, Feb 16, 2019  
 Doubles: 1, 7 times  
 Home runs: 1 [t-9th], at UTSA, Apr 8, 2018; vs Rice, May 23, 2018  
 Total bases: 5, at Southeastern, Feb 16, 2019; vs Rice, May 23, 2018  
 RBI: 3, at Southeastern, Feb 16, 2019  
 Runs scored: 3 [t-10th], at Southeastern, Feb 17, 2019; at Southern Miss, May 13, 2018; Old Dominion, May 18, 2018  
 Walks: 3 [t-4th], 5 times  
 Hit by pitch: 2 [t-1st], at Marshall, Apr 20, 2018  
 Struck out: 2, UL-Lafayette, Feb 20, 2019; at Little Rock, Mar 13, 2018; vs Florida Atlantic, May 25, 2018  
 Sac flies: 1 [t-2nd], 5 times  
 Sac bunts: 1, 4 times  
 At bats: 6 [t-3rd], at Grambling State, May 09, 2018  
 Stolen bases: 2 [t-9th], at WKU, Apr 29, 2018; Old Dominion, May 17, 2018; Old Dominion, May 18, 2018  
 Caught stealing: 1 [t-3rd], 5 times  
 Field chances: 10, at Marshall, Apr 22, 2018  
 Putouts: 6, at WKU, Apr 29, 2018  
 Assists: 6, at WKU, Apr 28, 2018

## INDIVIDUAL SEASON HITTING RECORDS

### SEASON BATTING AVERAGE

(Min. 2.5 AB per game)

| Player             | Year | AB  | Avg. |
|--------------------|------|-----|------|
| 1. Wade Scott      | 1958 | 74  | .473 |
| 2. Jim Orton       | 1958 | 76  | .447 |
| 3. Dale Holman     | 1979 | 167 | .407 |
| 4. Charlie Montoyo | 1987 | 176 | .403 |
| 5. Jay Adcock      | 1980 | 219 | .402 |
| 6. Robert Marrus   | 1966 | 128 | .398 |
| 7. Mike Burke      | 1977 | 170 | .394 |
| 8. David Segui     | 1987 | 196 | .393 |
| 9. Phillip Hiatt   | 1990 | 209 | .392 |
| 10. James Farrar   | 1952 | 62  | .390 |

### AT BATS

| Player                 | Year        | G         | AB         |
|------------------------|-------------|-----------|------------|
| 1. <b>Hunter Wells</b> | <b>2018</b> | <b>59</b> | <b>255</b> |
| 2. Wade Robinson       | 2002        | 58        | 248        |
| 3. Dalton Skelton      | 2018        | 58        | 239        |
| Mark Threlkeld         | 2010        | 57        | 239        |
| 5. Doug Ortmon         | 1986        | 61        | 235        |
| 6. Raphael Gladu       | 2017        | 56        | 233        |
| 7. Frank Colston       | 1986        | 60        | 231        |
| Jeff Richardson        | 1986        | 60        | 231        |
| 9. Mark Threlkeld      | 2011        | 61        | 230        |
| Kyle Roliard           | 2011        | 58        | 230        |
| Kyle Roliard           | 2010        | 57        | 230        |

### RUNS

| Player             | Year | G  | R  |
|--------------------|------|----|----|
| 1. Charlie Montoyo | 1987 | 57 | 76 |
| 2. Brian Rike      | 2007 | 59 | 74 |
| 3. Frank Kellner   | 1986 | 61 | 66 |
| 4. Charlie Montoyo | 1986 | 59 | 65 |
| 5. Raphael Gladu   | 2017 | 56 | 63 |
| Devon Dageford     | 2010 | 57 | 63 |
| 7. Todd Ross       | 1989 | 55 | 62 |
| Mark Threlkeld     | 2010 | 57 | 62 |
| 9. Tony Lawrence   | 1987 | 56 | 61 |
| Brian Myrow        | 1999 | 55 | 61 |
| T. J. Soto         | 2000 | 55 | 61 |

### HITS

| Player                 | Year        | G         | H         |
|------------------------|-------------|-----------|-----------|
| 1. <b>Hunter Wells</b> | <b>2018</b> | <b>59</b> | <b>91</b> |
| 2. Jay Adcock          | 1980        | 67        | 88        |
| Raphael Gladu          | 2017        | 56        | 88        |
| 4. Devon Dageford      | 2010        | 57        | 85        |
| 5. Phillip Hiatt       | 1990        | 56        | 82        |
| 6. Kevin Winn          | 2009        | 51        | 81        |
| Dale Holman            | 1978        | 65        | 81        |
| Doug Ortmon            | 1986        | 61        | 81        |
| Frank Kellner          | 1988        | 61        | 81        |
| Craig Montgomery       | 2001        | 57        | 81        |

### HOME RUNS

| Player            | Year | G  | HR |
|-------------------|------|----|----|
| 1. Devon Dageford | 2009 | 51 | 23 |
| 2. T. J. Soto     | 2000 | 55 | 21 |
| Ed Beuerlein      | 1988 | 56 | 21 |
| Ken Shamburg      | 1988 | 61 | 21 |
| Brian Myrow       | 1998 | 55 | 21 |
| 6. Tom Krupa      | 1982 | 66 | 20 |
| Ken Shamburg      | 1989 | 57 | 20 |
| Brian Rike        | 2007 | 59 | 20 |
| 9. Jim Aulds      | 1988 | 61 | 19 |
| T. J. Soto        | 1999 | 57 | 19 |
| T. J. Soto        | 1998 | 53 | 19 |
| Jake Adams        | 2001 | 58 | 19 |

### DOUBLES

| Player            | Year | G  | 2B |
|-------------------|------|----|----|
| 1. Devon Dageford | 2010 | 57 | 21 |
| 2. Sean Ullrich   | 2017 | 55 | 20 |
| Chris Kersten     | 2009 | 51 | 20 |
| Brandon Haygood   | 2005 | 56 | 20 |
| Dave Brennan      | 1988 | 53 | 20 |
| 6. Raphael Gladu  | 2017 | 56 | 19 |
| Brent Diaz        | 2017 | 56 | 19 |
| Mark Threlkeld    | 2011 | 61 | 19 |
| Kevin Winn        | 2009 | 51 | 19 |
| Wade Robinson     | 2001 | 58 | 19 |
| T.J. Soto         | 1997 | 54 | 19 |

### TRIPLES

| Player            | Year | G  | 3B |
|-------------------|------|----|----|
| 1. John Cassibry  | 1970 | 39 | 7  |
| Dale Akers        | 1986 | 57 | 7  |
| 3. Billy Laird    | 1964 | 33 | 6  |
| John Albritton    | 1977 | 47 | 6  |
| Jerry Goza        | 1998 | 48 | 6  |
| 6. Dalton Skelton | 2018 | 58 | 5  |
| T. J. Soto        | 1999 | 57 | 5  |
| Don Barteet       | 1970 | 39 | 5  |
| 9. Eight Tied     |      |    | 4  |

### RUNS BATTED IN

| Player            | Year | G  | RBI |
|-------------------|------|----|-----|
| 1. Ken Shamburg   | 1988 | 61 | 72  |
| 2. Doug Ortmon    | 1986 | 61 | 70  |
| 3. Devon Dageford | 2009 | 51 | 68  |
| Jeff Miller       | 1987 | 57 | 68  |
| 5. David Segui    | 1987 | 57 | 66  |
| Ken Shamburg      | 1989 | 57 | 66  |
| Brian Myrow       | 1998 | 55 | 66  |
| Brian Rike        | 2007 | 59 | 66  |
| 9. T. J. Soto     | 1999 | 57 | 65  |
| 10. Kevin Winn    | 2009 | 51 | 63  |

### TOTAL BASES

| Player            | Year | G  | TB  |
|-------------------|------|----|-----|
| 1. Devon Dageford | 2009 | 51 | 168 |
| 2. T. J. Soto     | 1997 | 57 | 161 |
| 3. Devon Dageford | 2010 | 57 | 157 |
| 4. Brian Rike     | 2007 | 59 | 153 |
| 5. Chris Kersten  | 2009 | 51 | 149 |
| 6. T. J. Soto     | 2000 | 55 | 148 |
| Ken Shamburg      | 1988 | 61 | 148 |
| 8. Ken Shamburg   | 1989 | 57 | 147 |
| Tom Krupa         | 1982 | 66 | 147 |
| Brian Myrow       | 1998 | 55 | 147 |

### WALKS

| Player             | Year | G  | BB |
|--------------------|------|----|----|
| 1. Charlie Montoyo | 1987 | 57 | 67 |
| 2. Charlie Montoyo | 1986 | 59 | 56 |
| 3. Jay Tucker      | 1980 | 67 | 52 |
| 4. Charlie Montoyo | 1985 | 44 | 49 |
| 5. Tommy Bost      | 1998 | 52 | 47 |
| 6. Jim Case        | 1982 | 65 | 46 |
| 7. Taylor Young    | 2018 | 48 | 43 |
| Tom Krupa          | 1982 | 66 | 43 |
| 9. Brian Rike      | 2007 | 59 | 42 |
| 10. Rene Fonte     | 1984 | 59 | 41 |

### HIT BY PITCH

| Player               | Year | G  | HBP |
|----------------------|------|----|-----|
| 1. Brent Diaz        | 2017 | 56 | 20  |
| 2. Tanner Huddleston | 2018 | 59 | 18  |
| 3. Cullen Simmons    | 2001 | 54 | 17  |
| 4. Chase Lunceford   | 2017 | 55 | 16  |
| 5. Matt Miller       | 1997 | 53 | 15  |
| Nick Cauley          | 2002 | 53 | 15  |
| Fran Allen           | 2003 | 50 | 15  |
| 8. Parker Bates      | 2018 | 59 | 14  |
| Mason Mallard        | 2018 | 59 | 14  |
| Brian Rike           | 2007 | 59 | 14  |

### STRIKEOUTS

| Player               | Year | G  | K  |
|----------------------|------|----|----|
| 1. T.J. Soto         | 1997 | 54 | 65 |
| 2. Jake Adams        | 2001 | 58 | 64 |
| 3. Tony Lawrence     | 1996 | 54 | 62 |
| 4. Tanner Huddleston | 2018 | 59 | 60 |
| 5. Chase Lunceford   | 2017 | 55 | 57 |
| 6. Jericho Jones     | 2006 | 52 | 55 |
| 7. Alex Williams     | 2011 | 61 | 54 |
| Tony Lawrence        | 1995 | 51 | 54 |
| T.J. Soto            | 1998 | 53 | 54 |
| Jake Adams           | 2000 | 54 | 54 |
| Kyle Humphreys       | 2002 | 58 | 54 |

### STOLEN BASES

| Player              | Year | G  | SB |
|---------------------|------|----|----|
| 1. Jim Jagnow       | 1984 | 55 | 36 |
| 2. Fred McGaha      | 1971 | 50 | 35 |
| John Cassibry       | 1972 | 48 | 35 |
| Jeff Richardson     | 1986 | 60 | 35 |
| 5. Jeff Richardson  | 1985 | 46 | 30 |
| 6. Fred McGaha      | 1972 | 48 | 28 |
| Matt Miller         | 1997 | 53 | 28 |
| 8. Mason Mallard    | 2018 | 59 | 25 |
| 9. Anthony Daye     | 1987 | 50 | 24 |
| 10. Johnny Giordano | 1982 | 56 | 23 |

### GAMES PLAYED

| Player              | Year | G  |
|---------------------|------|----|
| 1. Jay Adcock       | 1980 | 67 |
| Jay Tucker          | 1980 | 67 |
| 3. Tom Krupa        | 1982 | 66 |
| Scott Lanxon        | 1982 | 66 |
| 5. Dale Holman      | 1978 | 65 |
| Jerry Lomastro      | 1980 | 65 |
| Jim Case            | 1982 | 65 |
| 8. Keith Thibodeaux | 1980 | 64 |
| 9. Michael Burke    | 1978 | 63 |
| 10. Jay Adcock      | 1978 | 62 |

**INDIVIDUAL SEASON PITCHING RECORDS****EARNED RUN AVERAGE**

| Player              | Year | IP   | ERA  |
|---------------------|------|------|------|
| 1. George Woodson   | 1964 | 56.0 | 0.32 |
| 2. Ed Walker        | 1965 | 40.2 | 0.85 |
| 3. Alvin Parker     | 1960 | 63.0 | 0.86 |
| 4. Jess Mercer      | 1958 | 45.2 | 0.98 |
| 5. George Stone     | 1965 | 41.0 | 1.02 |
| 6. Alvin Parker     | 1962 | 49.0 | 1.11 |
| 7. Adam Atkins      | 2016 | 45.0 | 1.20 |
| 8. Charles Crabtree | 1952 | 36.2 | 1.22 |
| 9. George Stone     | 1966 | 68.0 | 1.24 |
| 10. George Woodson  | 1963 | 54.1 | 1.29 |

**WINS**

| Player              | Year | G  | W  |
|---------------------|------|----|----|
| 1. Randy McGilberry | 1975 | 21 | 12 |
| Richie LeBlanc      | 1987 | 18 | 12 |
| 3. Keith Thibodeaux | 1980 | 14 | 11 |
| 4. Eddie Holman     | 1972 | 15 | 10 |
| Richie LeBlanc      | 1986 | 21 | 10 |
| 6. Nate Harris      | 2017 | 22 | 9  |
| Eddie Holman        | 1974 | 12 | 9  |
| Jim Boehne          | 1985 | 13 | 9  |
| Jimmy Faircloth     | 1987 | 20 | 9  |
| Robert Ogle         | 2000 | 18 | 9  |

**LOSSES**

| Player             | Year | G  | L  |
|--------------------|------|----|----|
| 1. Lee Gwaltney    | 2002 | 16 | 12 |
| 2. Adam Kirkendall | 2003 | 17 | 10 |
| 3. Phil Maton      | 2014 | 19 | 9  |
| Clayton Meyer      | 2005 | 19 | 9  |
| Casey Blalock      | 2002 | 19 | 9  |
| Ben Hickman        | 1999 | 27 | 9  |
| Andy Overholser    | 1990 | 19 | 9  |
| 7. Jimmy Tuggle    | 1983 | 13 | 8  |
| Richard Hunter     | 1989 | 13 | 8  |
| Gabe Ishee         | 1995 | 18 | 8  |
| Shawn Sonnier      | 1997 | 19 | 8  |
| Jason Wilkins      | 1997 | 21 | 8  |
| Luke Burnett       | 2007 | 19 | 8  |
| Trevor Petersen    | 2010 | 19 | 8  |

**INNINGS**

| Player              | Year | IP    |
|---------------------|------|-------|
| 1. Shawn Sonnier    | 1998 | 123.0 |
| 2. Casey Blalock    | 2002 | 116.2 |
| 3. Randy McGilberry | 1975 | 115.0 |
| 4. Richie LeBlanc   | 1987 | 114.0 |
| 5. Richie LeBlanc   | 1986 | 113.1 |
| 6. Rodney Howard    | 1975 | 107.2 |
| 7. Adam Kirkendall  | 2002 | 107.1 |
| 8. Lee Gwaltney     | 2002 | 106.2 |
| 9. Clayton Meyer    | 2004 | 106.1 |
| 10. Casey Blalock   | 2001 | 103.1 |

**GAMES STARTED**

| Player             | Year | G  | GS |
|--------------------|------|----|----|
| 1. Shawn Sonnier   | 1998 | 21 | 18 |
| 2. Casey Blalock   | 2002 | 19 | 17 |
| Adam Kirkendall    | 2002 | 17 | 17 |
| 4. Trevor Peterson | 2011 | 18 | 16 |
| Richie LeBlanc     | 1987 | 18 | 16 |
| Shawn Sonnier      | 1997 | 19 | 16 |
| Robert Ogle        | 2000 | 18 | 16 |
| Casey Blalock      | 2001 | 18 | 16 |
| Lee Gwaltney       | 2002 | 16 | 16 |
| Clayton Meyer      | 2004 | 17 | 16 |
| Luke Burnett       | 2007 | 19 | 16 |

**WALKS**

| Player              | Year | IP    | BB |
|---------------------|------|-------|----|
| 1. Shawn Sonnier    | 1998 | 123.0 | 75 |
| 2. Keith Thibodeaux | 1980 | 89.2  | 66 |
| 3. Luke Burnett     | 2007 | 91.1  | 65 |
| 4. Kevin McGehee    | 1990 | 95.0  | 63 |
| 5. Rick Miika       | 1983 | 84.1  | 62 |
| 6. Kevin McGehee    | 1989 | 86.2  | 61 |
| 7. Richie LeBlanc   | 1986 | 113.1 | 59 |
| Mike Jefferson      | 2010 | 72.1  | 59 |
| 9. Art Niemann      | 1980 | 82.2  | 56 |
| 10. Jimmy Faircloth | 1986 | 102.1 | 53 |

**COMPLETE GAMES**

| Player                | Year | GS | CG |
|-----------------------|------|----|----|
| 1. Ronnie Martin      | 1976 | 12 | 11 |
| 2. Bill Norwood       | 1973 | 11 | 9  |
| Keith Thibodeaux      | 1980 | 12 | 9  |
| Richie LeBlanc        | 1986 | 15 | 9  |
| 5. Seven Players Tied |      |    | 8  |

**STRIKEOUTS**

| Player              | Year | IP    | K   |
|---------------------|------|-------|-----|
| 1. Eddie Holman     | 1972 | 92.1  | 130 |
| 2. Casey Blalock    | 2002 | 116.2 | 116 |
| 3. Luke Burnett     | 2007 | 91.1  | 115 |
| 4. Lee Gwaltney     | 2002 | 106.2 | 113 |
| 5. Randy McGilberry | 1975 | 115.0 | 108 |
| 6. Casey Blalock    | 2001 | 103.1 | 106 |
| 7. Richie LeBlanc   | 1987 | 114.0 | 103 |
| 8. Kevin McGehee    | 1990 | 95.0  | 101 |
| 9. Adam Kirkendall  | 2003 | 96.1  | 99  |
| 10. Ben Hickman     | 1999 | 101.0 | 97  |

**APPEARANCES**

| Player             | Year | G  |
|--------------------|------|----|
| 1. Caleb Dudley    | 2011 | 32 |
| 2. Billy Tanksley  | 1997 | 30 |
| Aaron Lorio        | 2007 | 30 |
| 4. Caleb Dudley    | 2012 | 29 |
| 5. Jimmy Faircloth | 1986 | 28 |
| Marcus Clapp       | 2001 | 28 |
| Nate Harris        | 2016 | 28 |
| 8. Don Clinton     | 1986 | 27 |
| Ben Hickman        | 1999 | 27 |
| Mitch Tucker       | 2003 | 27 |
| Andrew Alsup       | 2007 | 27 |

**STRIKEOUTS PER 9 INNINGS**

(Min. 1 IP per game or appear in 33 percent of games)

| Player            | Year | K   | K/9   |
|-------------------|------|-----|-------|
| 1. Eddie Holman   | 1972 | 130 | 12.67 |
| 2. George Woodson | 1963 | 73  | 12.09 |
| 3. Alvin Parker   | 1960 | 83  | 11.86 |
| 4. George Stone   | 1965 | 52  | 11.41 |
| 5. Luke Burnett   | 2007 | 115 | 11.36 |
| 6. Adam Atkins    | 2016 | 56  | 11.20 |
| 7. Jamie Gilley   | 2012 | 82  | 11.01 |
| 8. Eddie Holman   | 1973 | 66  | 10.74 |
| 9. George Stone   | 1966 | 80  | 10.59 |
| 10. Rodney Howard | 1974 | 66  | 10.55 |

**FEWEST HITS PER 9 INNINGS**

(Min. 1 IP per game or appear in 33 percent of games)

| Player              | Year | H  | H/9  |
|---------------------|------|----|------|
| 1. George Woodson   | 1964 | 26 | 4.18 |
| 2. Keith Thibodeaux | 1980 | 44 | 4.42 |
| 3. Bill Randolph    | 1951 | 25 | 4.69 |
| 4. George Woodson   | 1962 | 25 | 4.89 |
| 5. George Stone     | 1965 | 23 | 5.04 |
| 6. George Woodson   | 1963 | 31 | 5.14 |
| Alvin Parker        | 1962 | 28 | 5.14 |
| 8. Randy McGilberry | 1973 | 45 | 5.24 |
| 9. Ronnie Botica    | 1971 | 45 | 5.42 |
| 10. Eddie Holman    | 1971 | 42 | 5.43 |

**FEWEST WALKS PER 9 INNINGS**

(Min. 1 IP per game or appear in 33 percent of games)

| Player             | Year | BB | BB/9 |
|--------------------|------|----|------|
| 1. Charles Fuller  | 1961 | 4  | 0.74 |
| 2. Ben Hickman     | 1999 | 13 | 1.16 |
| 3. David Leal      | 2018 | 13 | 1.34 |
| 4. Alvin Parker    | 1961 | 9  | 1.57 |
| 5. Newell Blume    | 1963 | 8  | 1.58 |
| 6. Jason Wilkins   | 1997 | 19 | 1.66 |
| 7. Ronnie Bell     | 1968 | 12 | 1.67 |
| 8. Charles Fuller  | 1962 | 9  | 1.72 |
| Billy Tanksley     | 1996 | 18 | 1.72 |
| 10. George Woodson | 1962 | 9  | 1.76 |

**SAVES**

| Player          | Year | SV |
|-----------------|------|----|
| 1. Caleb Dudley | 2011 | 12 |
| 2. Caleb Dudley | 2012 | 9  |
| Matt Buckle     | 2000 | 9  |
| Adam Atkins     | 2016 | 9  |
| 6. Mike Martin  | 1989 | 8  |
| Billy Tanksley  | 1997 | 8  |
| 8. Adam Atkins  | 2015 | 7  |
| 9. Randy Jamar  | 1980 | 6  |
| Buddy Aulds     | 1982 | 6  |
| Don Clinton     | 1987 | 6  |
| Caleb Dudley    | 2013 | 6  |

## 2019 NUMERICAL ROSTER

| No. | Name               | Ht.  | Wt. | Pos.    | B/T | Yr./Exp. | Hometown (Previous School)                  |
|-----|--------------------|------|-----|---------|-----|----------|---|
| 1   | Champ Artigues     | 5-10 | 175 | INF     | L/R | Fr./HS   | Hammond, La. (St. Thomas Aquinas HS)        |
| 2   | Parker Bates       | 6-1  | 205 | OF      | L/R | Jr./2L   | Tyler, Texas (Robert E. Lee HS)             |
| 3   | Mason Robinson     | 6-0  | 195 | OF      | R/R | R-Sr./2L | Cartersville, Ga. (Wallace-Dolthan CC)      |
| 4   | Grant Jones        | 5-11 | 185 | INF     | R/R | R-Jr./RS | Arlington, Texas (Odessa College)           |
| 5   | Mason Mallard      | 5-10 | 190 | OF      | R/R | R-Sr./1L | Whitehouse, Texas (Tyler JC)                |
| 6   | Kyle Griffen       | 5-10 | 165 | LHP     | L/L | Jr./2L   | Sulphur, La. (Sulphur HS)                   |
| 7   | Adarius Myers      | 5-10 | 185 | OF      | R/R | Fr./HS   | Seminary, Miss. (Seminary HS)               |
| 8   | Taylor Young       | 5-9  | 170 | INF     | R/R | So./1L   | West Monroe, La. (West Monroe HS)           |
| 9   | Hunter Wells       | 5-10 | 185 | INF     | B/R | R-Jr./1L | Katy, Texas (Tyler JC)                      |
| 11  | Steele Netterville | 6-2  | 230 | OF      | R/R | So./1L   | Shreveport, La. (C.E. Byrd HS)              |
| 12  | Philip Matulia     | 6-2  | 205 | C       | L/R | Fr./HS   | Kingwood, Texas (St. Thomas HS)             |
| 13  | Tyler Follis       | 6-4  | 190 | RHP     | R/R | Jr./2L   | Sulphur Springs, Texas (Sulphur Springs HS) |
| 14  | Chris Clayton      | 6-0  | 190 | C       | R/R | Sr./1L   | Falls Church, Va. (Chipola College)         |
| 15  | Blake Johnson      | 5-11 | 185 | INF     | R/R | Jr./TR   | Benton, Ky. (John A. Logan CC)              |
| 16  | Logan Robbins      | 5-11 | 200 | LHP     | R/L | R-Sr./1L | Leakesville, Miss. (Jones County JC)        |
| 17  | Seth White         | 5-10 | 185 | OF      | R/R | R-So./1L | Ruston, La. (Ruston HS)                     |
| 18  | Bryce Wallace      | 6-2  | 185 | OF      | L/L | Fr./HS   | Bastrop, La. (Ouachita Christian HS)        |
| 19  | Manny Garcia       | 6-0  | 200 | OF      | R/R | Jr./TR   | Caguas, Puerto Rico (Northeast Texas CC)    |
| 20  | Hudson Hopkins     | 6-2  | 195 | OF      | R/R | R-Jr./RS | Texarkana, Texas (Seminole State College)   |
| 21  | Shelton Wallace    | 6-2  | 215 | OF      | R/R | Sr./1L   | Brandon, Miss. (Jones County JC)            |
| 22  | Matt Miller        | 5-10 | 185 | RHP     | R/R | R-Sr./2L | Aurora, Ill. (Heartland CC)                 |
| 24  | Braxton Smith      | 6-0  | 205 | RHP     | R/R | R-Sr./1L | Orange, Texas (LSU Eunice)                  |
| 25  | Tanner Huddleston  | 6-4  | 230 | INF     | R/R | Sr./1L   | Lucedale, Miss. (George County HS)          |
| 26  | Graham Hackbarth   | 6-1  | 195 | INF     | R/R | Sr./1L   | Birmingham, Ala. (Pearl River CC)           |
| 28  | Quinton Logan      | 6-1  | 225 | LHP     | L/L | Sr./1L   | Natchez, Miss. (Hinds CC)                   |
| 29  | Dane Kapande       | 6-0  | 175 | RHP     | R/R | Jr./TR   | Evergreen, Colo. (Hill College)             |
| 31  | Logan Bailey       | 5-10 | 225 | LHP/INF | L/L | Sr./1L   | Hallsville, Texas (Panola JC)               |
| 33  | Tanner Propst      | 6-0  | 185 | LHP     | L/L | R-So./1L | Madison, Miss. (Madison-Ridgeland Academy)  |
| 36  | David Leal         | 6-5  | 250 | LHP     | L/L | Sr./1L   | Houston, Texas (Wharton County JC)          |
| 37  | Bryce Fagan        | 6-4  | 210 | RHP     | R/R | R-Jr./TR | Petal, Miss. (Jones County JC)              |
| 38  | Beau Billings      | 6-4  | 225 | RHP     | L/R | Fr./HS   | Houston, Texas (Cypress Falls HS)           |
| 40  | Tyler Kersh        | 6-2  | 210 | C       | R/R | R-Fr./RS | Flowood, Miss. (Northwest Rankin HS)        |
| 39  | Luke Honeycutt     | 5-11 | 195 | RHP     | L/R | Fr./HS   | Calhoun, La. (West Ouachita HS)             |
| 47  | Jonathan Fincher   | 6-3  | 245 | LHP     | L/L | R-Fr./RS | Shreveport, La. (CE Byrd HS)                |

### Pronunciation Guide

- 1 – Champ Artigues (ARE-teegs)
- 12 – Philip Matulia (MAH-too-lee-uh)
- 13 – Tyler Follis (FALL-lis)
- 29 – Dane Kapande (KUH-pan-dee)
- 33 – Tanner Propst (long o, as in row)
- 36 – David Leal (LAY-al)
- 37 – Bryce Fagan (FEY-gen, g as in gun)

## ALPHABETICAL ROSTER

|    |                    |
|----|--------------------|
| 1  | Champ Artigues     |
| 31 | Logan Bailey       |
| 2  | Parker Bates       |
| 38 | Beau Billings      |
| 14 | Chris Clayton      |
| 37 | Bryce Fagan        |
| 47 | Jonathan Fincher   |
| 13 | Tyler Follis       |
| 19 | Manny Garcia       |
| 6  | Kyle Griffen       |
| 26 | Graham Hackbarth   |
| 39 | Luke Honeycutt     |
| 20 | Hudson Hopkins     |
| 25 | Tanner Huddleston  |
| 15 | Blake Johnson      |
| 4  | Grant Jones        |
| 29 | Dane Kapande       |
| 40 | Tyler Kersh        |
| 36 | David Leal         |
| 28 | Quinton Logan      |
| 5  | Mason Mallard      |
| 12 | Philip Matulia     |
| 22 | Matt Miller        |
| 7  | Adarius Myers      |
| 11 | Steele Netterville |
| 33 | Tanner Propst      |
| 16 | Logan Robbins      |
| 3  | Mason Robinson     |
| 24 | Braxton Smith      |
| 18 | Bryce Wallace      |
| 21 | Shelton Wallace    |
| 9  | Hunter Wells       |
| 17 | Seth White         |
| 8  | Taylor Young       |

## COACHING STAFF



### Head Coach

**Lane Burroughs**  
Third Season  
Record at LA Tech: 75-40 (188-153 overall)



### Associate Head Coach

**Mike Silva**  
First Season  
Pitching Coach



### Assistant Coach

**Travis Creel**  
Third Season  
Recruiting Coordinator/Hitting Coach



### Assistant Coach

**Austin Knight**  
Second Season

## ROSTER BREAKDOWN

### BY CLASS

#### Seniors (12)

Logan Bailey, Chris Clayton, Graham Hackbarth, Tanner Huddleston, David Leal, Quinton Logan, Mason Mallard, Matt Miller, Logan Robbins, Mason Robinson, Braxton Smith, Shelton Wallace

#### Juniors (10)

Parker Bates, Bryce Fagan, Tyler Follis, Manny Garcia, Kyle Griffen, Hudson Hopkins, Blake Johnson, Grant Jones, Dane Kapande, Hunter Wells

#### Sophomores (4)

Steele Netterville, Tanner Propst, Seth White, Taylor Young

#### Freshmen (8)

Champ Artigues, Beau Billings, Jonathan Fincher, Luke Honeycutt, Tyler Kersh, Philip Matulia, Adarius Myers, Bryce Wallace

### BY HOMETOWN

|             |    |
|-------------|----|
| Texas       | 11 |
| Louisiana   | 8  |
| Mississippi | 8  |
| Alabama     | 1  |
| Colorado    | 1  |
| Georgia     | 1  |
| Illinois    | 1  |
| Kentucky    | 1  |
| Puerto Rico | 1  |
| Virginia    | 1  |

# THE LAST TIME...

## A BULLDOG...

**Led off a game with a home run:** Jordan Washam (vs. Southern Miss\*; Mar. 18, 2017)  
**Hit a home run for his first career hit:** Brent Diaz (vs. UAPB; Feb. 20, 2015)  
**Hit a pinch-hit home run:** Shelton Wallace (Top 7th at Grambling; May 9, 2018)  
**Hit a ninth-inning, pinch-hit home run:** Kody Neel (at SFA; Feb. 27, 2013)  
**Hit a grand slam:** Marshall Boggs (at Charlotte\*; March 25, 2017)  
**Hit a grand slam for 1st career home run:** Bryce Stark (at McNeese State; Feb. 18, 2015)  
**Hit two grand slams in a season:** Marshall Boggs, 2017  
**Hit two grand slams in an inning:** T.J. Soto (vs. Western Kentucky; 3/25/00)  
**Hit two home runs in a game:** Tanner Huddleston (vs. FIU; 3/30/18)  
**Hit two home runs in the same inning:** C. Kersten (vs. NMSU; 5/15/09) (2nd inn.)  
**Homed in consecutive innings:** Will Alvis (vs. Hawai'i; April 24, 2010) (5th-6th)  
**Homed in consecutive games:** Steele Netterville (vs. Old Dominion; May 17-18, 2018) (2)  
**Homed in 3 straight games:** Cody Daigle (vs. CHAR/FAU/Rice; 5/26-5/28/16) (4)  
**Homed in both games of a doubleheader:** Alex Williams (at MTSU; 2/19/12)  
**Reached base in 20+ straight games:** Hunter Wells (April 14, 2018-Present) (27)  
**Scored 5+ runs in a game:** Mason Mallard (vs. Middle Tenn.\*; May 5, 2018) (5)  
**Had 4+ hits in a game:** Hunter Wells (vs. FIU, May 24, 2018) (4)  
**Had 5+ hits in a game:** Colby Hamilton (at Middle Tenn.\*; May 19, 2017) (5)  
**Had 6+ hits in a game:** Mark Threlkeld (vs. Sacramento State; May 8, 2010) (6)  
**Had 4+ RBI in a game:** Parker Bates (vs. Old Dominion\*, May 17, 2018) (4)  
     Steele Netterville (vs. Old Dominion\*, May 17, 2018) (4)  
**Had 5+ RBI in a game:** Chris Clayton (at Southeastern La., Feb. 15, 2019) (5)  
**Had 6+ RBI in a game:** Tanner Huddleston (vs. FIU\*, March 30, 2018) (6)  
**Had 8+ RBI in a game:** T.J. Soto (vs. Western Kentucky; March 25, 2000) (8)  
**Had 10+ total bases in a game:** Mason Robinson (at UL-Lafayette, April 18, 2018) (10)  
**Stole three bases in a game:** Chandler Hall (at WKU\*; 4/9/16) (3)  
**Stole home twice in a season:** Taylor Love (2014) (2)  
**Stole second & third in the same inning:** Taylor Love (vs. FIU\*; 4/17/16)  
**Walked 3+ times in a game:** Chandler Hall (vs. ULM; 5/4/16) (4)  
**Was hit two times in a game:** Taylor Love (at #16 Southern Miss\*; 5/13/16) (2)  
**Was hit three times in a game:** Matt Combs (vs. ULM; May 13, 2008) (3)

## A LA TECH TEAM...

**Scored 10+ runs in three straight games:** Feb. 15-17, 2019 (3 games)  
**Scored 15+ runs in a game:** Feb. 16, 2019 (at Southeastern La.) (15)  
**Scored 20+ runs in a game:** April 3, 2015 (vs. WKU\*) (20)  
**Scored 25+ runs in a game:** May 8, 2010 (vs. Sacramento State) (27)  
**Scored 10+ runs in a loss:** March 1, 2017 (vs. Arkansas) (10)  
**Scored 10+ unanswered runs:** April 20, 2018 (at Marshall\*) (13)  
**Scored 15+ unanswered runs:** April 18, 2018 (at UL-Lafayette) (15)  
**Scored 20+ unanswered runs:** Feb. 19-20, 2016 (vs. PVAM/Southern) (22)  
**Scored 25+ unanswered runs:** Feb. 9, 1997 (vs. Arkansas-Monticello) (32)  
**Scored in 6 consecutive innings:** May 5, 2018 (vs. Middle Tennessee\*, 1st-6th innings)  
**Scored multiple runs in 5 consecutive innings:** 4/20/18 (at Marshall\*, 2nd-6th innings)  
**Scored 5+ runs in the first inning:** April 15, 2018 (vs. Charlotte\*) (6)  
**Scored 7+ runs in an inning:** Feb. 16, 2019 (at Southeastern La., Top 5) (8)  
**Scored 8+ runs in an inning:** Feb. 16, 2019 (at Southeastern La., Top 5) (8)  
**Scored 10+ runs in an inning:** 5/8/10 (vs. Sac. State, 2nd inn.) (11)  
**Scored 5+ in three different innings:** 5/8/10 (vs. Sac. St. 1st/2nd/3rd innings)  
**Scored 10 or more runs in a road game:** Feb. 17, 2019 (at Southeastern La.) (12)  
**Scored 15 or more runs in a road game:** Feb. 16, 2019 (at Southeastern La.) (15)

## A LA TECH TEAM...

**Allowed 10 or more runs in a loss:** May 12, 2018 (at #9 Southern Miss\*) (16)  
**Allowed 10 or more runs in a win:** Feb. 16, 2019 (at Southeastern La.) (11)  
**Allowed 15 or more runs in a game:** May 12, 2018 (at #9 Southern Miss\*) (16)  
**Allowed 20 or more runs in a game:** March 5, 2014 (vs. McNeese State) (20)  
**Allowed 7 runs in an inning:** April 21, 2017 (vs. UAB\*) (10, 6th inning)  
**Allowed 8 runs in an inning:** April 21, 2017 (vs. UAB\*) (10, 6th inning)  
**Allowed 9 runs in an inning:** April 21, 2017 (vs. UAB\*) (10, 6th inning)  
**Allowed 10 or more runs in an inning:** April 21, 2017 (vs. UAB\*) (10, 6th inning)  
**Allowed 5+ runs in the first inning:** April 3, 2016 (at Marshall\*) (5)  
**Allowed 6+ runs in the first inning:** March 18, 2016 (at UAB\*) (6)  
**Overcame a deficit of 4+ runs in a win:** 2/17/19 (at SLU) (4) (Down 8-4, Won 12-8)  
**Overcame a deficit of 5+ runs in a win:** 2/16/19 (at SLU) (7) (Down 8-1, Won 15-11)  
**Overcame a deficit of 6+ runs in a win:** 2/16/19 (at SLU) (7) (Down 8-1, Won 15-11)  
**Overcame a deficit of 7+ runs in a win:** 2/16/19 (at SLU) (7) (Down 8-1, Won 15-11)  
**Overcame a deficit in the 9th to win a game:** May 19, 2018 (vs. Old Dominion\*) (0-2, 3-2)  
**Overcame a deficit of 3+ runs in the 9th to win:** 4/18/09 (vs. Fresno State) (9-6, 11-9)  
**Overcame a deficit of 6+ runs in the 9th to win:** 4/27/08 (vs. Hawai'i) (9-3, 10-9)  
**Squandered a lead of 6+ runs in a loss:** March 1, 2017 (vs. Arkansas) (Led 10-1, lost 13-10)  
**Squandered a lead of 8+ runs in a loss:** March 1, 2017 (vs. Arkansas) (Led 10-1, lost 13-10)  
**Squandered a lead of 3+ in the 9th in a loss:** 3/1/05 (vs. Grambling) (9-6, 10-9)  
**Walked 4+ times in an inning:** April 20, 2018 (at Marshall\*, Top 6) (4)  
**Walked 5+ times in an inning:** March 3, 2018 (vs. Cal, Top 4) (5)  
**Walked 4+ consecutive times:** 5/6/16 (vs. MTSU\*, Bottom 2) (4)  
**Walked 10 or more times in a game:** May 5, 2018 (vs. Middle Tenn.\*) (10)  
**Had two or more hit batters in an inning:** 5/19/18 (vs. Old Dominion\*) (2 HBP, B2)  
**Had three or more hit batters in an inning:** 3/26/11 (vs. UTPA) (3)  
**Had three or more hit batters in a game:** 5/25/18 (vs. FAU) (3)  
**Had four or more hit batters in a game:** 5/19/18 (vs. Old Dominion\*) (6)  
**Had five or more hit batters in a game:** 5/19/18 (vs. Old Dominion\*) (6)  
**Batted around to start the game:** April 15, 2018 (vs. Charlotte\*)  
**Batted around in back-to-back innings:** Feb. 15, 2019 (at SLU, 4th-5th)  
**Batted around in three or more times in a game:** 5/19/17 (at Middle Tenn.\*) (3, 1st, 3rd, 7th)  
**Had 15 or more hits in a game:** Feb. 16, 2019 (at Southeastern La.) (15)  
**Had 20 or more hits in a win:** May 19, 2017 (at Middle Tenn.\*) (21)  
**Had 20 or more hits in a loss:** March 13, 2010 (at New Mexico) (25)  
**Had 20 or more hits in back-to-back games:** 5/7-5/8/10 (vs. Sac. State; 23,27)  
**Had 10+ hits in five consecutive games:** April 14-April 22 (6)  
**Had 10 or more hits in 10 consecutive games:** 2/20-3/14/10 (14 games)  
**Had 10 or more hits in 14 consecutive games:** 2/20-3/14/10 (14 games)  
**Had 10 or more extra-base hits in a game:** March 14, 2017 (vs. Grambling) (10)  
**Had all nine starters hit safely in a game:** May 5, 2018 (vs. Middle Tenn.\*)  
**Had all nine starters score a run in a game:** April 15, 2018 (vs. Charlotte\*)  
**Had all nine starters hit safely & score a run in a game:** April 15, 2018 (vs. Charlotte\*)  
**Won a game when being out-hit by 5+ hits:** Feb. 20, 2019 (vs. ULL; W, 3-2) (10-5)  
**Stole seven or more bases in a game:** Feb. 26, 2016 (vs. UT Arlington) (11)  
**Left 15 or more runners on base, 9-inning game:** May 9, 2018 (at Grambling) (15)  
**Was shut out:** April 10, 2018 (L, 2-0 at LSU)  
**Was shut out in a conference game:** March 23, 2018 (L, 3-0 at UAB\*)  
**Was shut out in a conf. road game:** March 23, 2018 (L, 3-0 at UAB\*)  
**Was shut out at home:** April 15, 2016 (L, 1-0 vs. FIU\*)

# THE LAST TIME...

## A LA TECH TEAM...

**Was shut out in a conference home game:** April 15, 2016 (L, 1-0 vs. FIU\*)

**Was shut out in consecutive games:** April 18-19, 2014 (2-0, 1-0 at Southern Miss)

**Threw a no-hitter:** 2/16/02 vs. Prairie View A&M (Gwaltney/Whalen)

**Was no-hit:** Feb. 19, 1984 vs. Houston (Matt Beech, perfect game)

**Was held to one-hit:** March 11, 2011 (at No. 17 Baylor) (by Logan Verrett)

**Shut out an opponent (7-inn. game):** April 8, 2018 (13-0 at UTSA\*)

**Shut out an opponent (9-inn. game):** March 31, 2018 (3-0 vs. FIU\*)

**Shut out an opponent on the road:** April 8, 2018 (13-0 at UTSA\*)

**Shut out an opponent at home:** March 31, 2018 (3-0 vs. FIU\*)

**Shut out 2 consecutive opp.:** March 6-7, 2018 (8-0 vs. Grambling/7-0 at ULM)

**Did not walk a batter in a game:** May 17, 2018 (vs. Old Dominion\*)

**Walked 10 or more batters:** March 24, 2017 (at Charlotte\*) (10)

**Walked 12 or more batters:** March 7, 2010 (at UTPA) (12)

**Walked 13 or more batters:** March 14, 2009 (at Southern Miss) (13)

**Walked 15 or more batters:** April 10, 2004 (vs. Nevada) (20)

**Walked 20 or more batters:** April 10, 2004 (vs. Nevada) (20)

**Walked 10 or more batters in a conference game:** March 24, 2017 (at Charlotte\*)

(10)

**Struck out 10 or more batters:** Feb. 20, 2019 (vs. UL-Lafayette) (14)

**Struck out 15 or more batters:** February 28, 2018 (vs. NWST) (17)

**Struck out 10 or more batters in relief:** February 23, 2018 (vs. SIUE) (11)

**Struck out 10 or more times:** May 4, 2018 (vs. Middle Tenn.\*) (11)

**Struck out 12 or more times:** March 13, 2018 (at Little Rock) (13)

**Struck out 14 or more times:** May 20, 2017 (at Middle Tenn.\*) (14)

**Swept a three-game series:** Feb. 15-17 (at Southeastern La.)

**Swept a three-game home series:** May 17-19, 2018 (vs. Old Dominion\*)

**Swept a conference series:** May 17-19, 2018 (vs. Old Dominion\*)

**Swept a conference road series:** April 20-22, 2018 (at Marshall\*)

**Swept a 3-game non-conference home series:** March 9-11, 2018 (vs. Houston Baptist)

**Swept a 3-game non-conference road series:** Feb. 15-17 (at Southeastern La.)

**Was swept in a three-game series:** March 17-19, 2017 (vs. Southern Miss\*)

**Was swept in a three-game conference series:** March 17-19, 2017 (vs. Southern Miss\*)

**Was swept in a four-game road conference series:** 4/30-5/2/10 (@NMSU)

**Was swept in a 4-game road series:** March 10, 2011 – May 13, 2011 (at #17 Baylor)

**Swept a conference home doubleheader:** March 17, 2018 (vs. Rice\*)

**Swept a conference road doubleheader:** April 30, 2017 (at UTSA\*)

**Was swept in a conference doubleheader:** April 14, 2018 (vs. Charlotte\*)

**Was swept in a non-conference doubleheader:** May 16, 2010 (at #1 Texas)

**Swept a non-conference home doubleheader:** Feb. 28, 2015 (vs. Oral Roberts)

**Defeated a ranked opponent:** May 13, 2018 (at #9 Southern Miss, 8-3)

**Defeated a ranked opponent at home:** April 18, 2017 (vs. #23 McNeese, 8-7)

**Defeated a ranked opponent on the road:** May 13, 2018 (at #9 Southern Miss, 8-3)