
EVER LOYAL BE
2018 LOUISIANA TECH FOOTBALL
MEDIA GUIDE
JOE AILLET
STADIUM
LA TECH
1968
50
2018
adidas
LA TECH
C-USA


BULLDOGS
CELEBRATING
50
YEARS
JOE AILLET
STADIUM
LA TECH
1968
50
2018

LOUISIANA TECH

CONTENT

Quick Facts 2
Media Info
- Media Services 3
- LA Tech Sports Network 4
- Inside Bulldog Football 5
- Primary Media 5

Social Media/Website 6
Welcome to the Family 7
Bulldog Rosters 24
Head Coach Skip Holtz 28
Assistant Coaches
- Blake Baker 31
- Tony Ball 31
- Jeff Burris 31
- Todd Fitch 32
- Brian Gamble 32
- Kurt Hester 32
- Ed Jackson 33
- Erik Link 33
- Robert McFarland 33
- Rick Petri 34
- Tim Rattay 34
- Joe Sloan 34
- G.A.s & Support Staff 36

Docs for Dogs 37
Returners 38
Newcomers 75
Joe Aillet Stadium 84
Conference USA 88
2017 C-USA Standings & Awards 89
C-USA Championship Game 90
College Football Playoff 92
2017 Bulldog Statistics 93
2017 Game Review
- Northwestern State 96
- Mississippi State 97
- WKU 98
- South Carolina 99
- South Alabama 100
- UAB 101
- Southern Miss 102
- Rice 103
- North Texas 104
- Florida Atlantic 105
- UTEP 106
- UTSA 107
- SMU 108

Records
- Rushing 111
- Passing 116
- Receiving 118
- Total Offense 120
- Scoring 121
- Returns 122
- Kicking 122
- Defense 124
- Team Single Game 126
- Opponent Single Game 126
- Team Single Season 127
- Opponent Single Season 127

LA Tech Yearly Statistics 128
Opponent Yearly Statistics 129
All-Time Scores 130
Attendance Records 147
Series vs. All Opponents 148
All-Time Series 149
Coaching Records 153
Tech vs. the Top 25 153
Bulldog History 154
Homecoming Records 157
Bowl History 160
Postseason Play 170
All-Americans 174
Award Winners 176
Academic All-Conference/America 176
In the Record Book 177
All-Conference 178
All-Louisiana 179
In the NFL Draft 180
Bulldogs in the NFL 181
Bulldogs in the CFL 182
Bulldogs in the Senior Bowl 182
Football Participants 183
Legend of the Bulldog 189
University President
- Dr. Les Guice 190

Athletics Director
- Tommy McClelland 191

Athletics Council 193
Administration, Support & Coaches 193

The 2018 Louisiana Tech football team information guide is a publication of the Athletics Media Relations Office. It has been designed as a source of information for the news media and Bulldog football fans. Every effort has been made to include pertinent and timely information. Should you need additional information such as feature material and/or statistics, please direct your inquiries to the media relations office.

News releases, photos and other services are available to accredited members of the news media. Current releases, statistics and photos can also be obtained at *LATechSports.com*.

Editors: Anna Claire Thomas, Malcolm Butler, Kane McGuire, Brock McKee and Teddy Allen.

Contributors: Thomas, Butler, McGuire, McKee, Louisiana Tech News Bureau, Louisiana Tech Marketing and Public Relations Department

Covers, Layout and Design:
Donnie Bell Design.

Photography: Donny Crowe, Tom Morris, Darrell James, Josh McDaniel, James Garner, Donald Page, Ryan Allen photo courtesy of the New England Patriots/David Silverman photo.



ATHLETIC VISION

Louisiana Tech University will be a conference leader in performance by investing strategically in student-athletes' development, providing superior facilities and enhancing program support to achieve a local and national image of success and dominance.



ATHLETIC MISSION STATEMENT

Embody excellence in everything we do.

Develop student-athletes to maximize their potential in mind, body and spirit.

Bring pride, admiration, and loyalty to the University family, community and state.

Win with integrity.

LOUISIANA TECH
QUICK FACTS

GENERAL
Location: Ruston, La.
Founded: 1894
Nickname: Bulldogs
Colors: Blue and Red
Enrollment: 12,873
Conference: Conference USA (West Division)
Stadium (Capacity): Joe Aillet Stadium (28,562)
Surface: FieldTurf Revolution
President: Dr. Les Guice (Louisiana Tech, 1976)
Athletics Director: Tommy McClellend (Northwestern State, 2004)
Athletic Office: 318-257-4827
Football Office: 318-257-4547
Ticket Office: 318-257-3631

COACHING STAFF
Head Coach: Skip Holtz
Alma Mater, Year: Notre Dame, 1986
Overall Record: 126-99 (.560)/18 Years
School Record: 38-28 (.575)/5 Years
Offensive Coordinator/WRs: Todd Fitch
Alma Mater, Year: Ohio Wesleyan, 1986
Defensive Coordinator/Safeties: Blake Baker
Alma Mater, Year: Tulane, 2008
Special Teams Coordinator: Erik Link
Alma Mater, Year: Drake University, 2003
Cornerbacks: Jeff Burris
Alma Mater, Year: Notre Dame, 1993
Linebackers: Brian Gamble
Alma Mater, Year: Texas A&M, 2002
Running Backs: Tony Ball
Alma Mater, Year: UT-Chattanooga, 1983
Offensive Line: Robert McFarland
Alma Mater, Year: McNeese State, 1985
Defensive Line: Rick Petri
Alma Mater, Year: Missouri-Rolla, 1976
Quarterbacks: Tim Rattay
Alma Mater, Year: Louisiana Tech, 2001
Inside Receivers: Joe Sloan
Alma Mater, Year: East Carolina, 2008
Graduate Assistant (Offense): Kegan McDaniel
Graduate Assistant (Offense): Spencer Patterson
Graduate Assistant (Defense): Koy McFarland
Graduate Assistant (Defense): Jake Swalley
Head Strength & Conditioning Coach: Kurt Hester
Alma Mater, Year: Tulane, 1995
Asst. AD/Character Education: Ed Jackson
Alma Mater, Year: Louisiana Tech, 1983

MEDIA RELATIONS
Football Contact: Anna Claire Thomas
Office: 318-257-5314
Cell: 318-224-1888
Email: acthomas@latech.edu
Mailing Address: PO BOX 3166, Ruston, LA 71272
Website: www.LATechSports.com

TEAM INFORMATION

Offense:	Multiple
Defense:	Multiple
2017 Record:	7-6
2017 Conference Record/Finish:	4-4/4th (West)
Letterwinners Returning/Lost:	52/14
Starters Returning:	17
Offense	8
Defense	7
Special Teams	2
Starters Lost:	9
Offense	3
Defense	4
Special Teams	2
2018 Newcomers:	32

2018 SCHEDULE

Date	Opponent	Location	Time (CT)	Series
Sept. 1	at South Alabama	Mobile, Ala.	6 p.m.	Tech, 1-0
Sept. 8	SOUTHERN	Ruston, La.	6 p.m.	Tech, 1-0
Sept. 22	at LSU	Baton Rouge, La.	TBA	LSU, 18-1
Sept. 29	at North Texas*	Denton, Texas	6:30 p.m.	Tech, 9-7
Oct. 6	UAB*	Ruston, La.	6 p.m.	Tech, 5-1
Oct. 13	at UTSA*	San Antonio, Texas	6 p.m.	Tech, 5-1
Oct. 20	UTEP*	Ruston, La.	2:30 p.m.	Tech, 11-2-1
Oct. 26	at FAU*	Boca Raton, Fla.	5:30 p.m.	FAU, 1-0
Nov. 3	at Mississippi St.	Starkville, Miss.	TBA	MSU, 10-3
Nov. 10	RICE*	Ruston, La.	6 p.m.	Tech, 7-4
Nov. 17	at Southern Miss*	Hattiesburg, Miss.	2:30 p.m.	USM, 34-15
Nov. 24	WKU*	Ruston, La.	11 a.m.	Tech, 5-3
Dec. 1	C-USA Championship	TBD	TBA	All time: 0-2

2017 RESULTS

Date	Opponent	W/L	Score	Attend.
Sept. 2	NORTHWESTERN ST.	W	52-24	24,002
Sept. 9	MISSISSIPPI ST.	L	21-57	28,100
Sept. 16	at WKU*	W	23-22	16,223
Sept. 23	at South Carolina	L	16-17	71,821
Sept. 30	SOUTH ALABAMA	W	34-16	22,013
Oct. 7	at UAB*	L	22-23	27,213
Oct. 21	SOUTHERN MISS*	(2OT) L	27-34	17,845
Oct. 28	at Rice*	W	42-28	19,992
Nov. 4	NORTH TEXAS*	L	23-24	18,504
Nov. 11	FAU*	L	23-48	16,511
Nov. 18	at UTEP*	W	42-21	16,597
Nov. 25	UTSA*	W	20-6	15,651
Dec. 20	vs. #25 SMU ^	W	51-10	14,419

* indicates Conference USA game
^ indicates DXL Frisco Bowl (Frisco, Texas)

MEDIA INFORMATION



Malcolm ***Butler***
Associate AD/
Communications
Football (secondary),
Credentials
mbutler@latech.edu
Cell: 318-614-4513
Office: 318-257-3145



Anna Claire ***Thomas***
Assistant Director
Football (primary)
acthomas@latech.edu
Cell: 318-224-1888
Office: 318-257-5314



Kane ***McGuire***
Assistant Director
Football (secondary)
kmcguire@latech.edu
Cell: 318-548-2161
Office: 318-257-5071



Brock ***McKee***
Assistant Director
Football (secondary)
Cell: 318-224-3835
Office: 318-257-5314

PHONE NUMBERS
Office Phone: 318-257-3144
Office Fax: 318-257-3757

MAILING ADDRESS
P. O. Box 3166
Ruston, LA 71272

PHYSICAL ADDRESS
Thomas Assembly Center, Room 161
1650 West Alabama Ave.
Ruston, LA 71270

MEDIA SERVICES
The Louisiana Tech Athletic Communications Office looks forward to working with any media outlets during the 2018 football season.

Any member of the office can answer your questions or direct you to someone who can, so please feel free to call us at (318) 257-3144.

WEB PAGE
Louisiana Tech's official athletics web page has up-to-date information on all of Tech's varsity programs.
Please visit LATechSports.com today.

COLLEGEPRESSBOX.COM
CollegePressBox.com is the official media website for Conference USA and Louisiana Tech football. Access and download weekly game notes, quotes, statistics, media guides, headshots, logos and more for Louisiana Tech, Conference USA and each of its member schools. Login information will be distributed to accredited media or you can apply for a password by sending an e-mail to password@collegepressbox.com.

WORKING CREDENTIALS
Requests for press box seating should be made directly to the LA Tech Athletic Communications Office before Monday of game week. Admission to the press box of Joe Aillet Stadium is by credential only and credentials are distributed to working members of the media only – no family members or friends. Passes will be mailed if time allows; otherwise, left at Will Call on the stadium's west side at the press box elevator entrance.

RADIO/TV POLICY
Permission to broadcast from Joe Aillet Stadium and Independence Stadium must be obtained through the LA Tech Athletic Communications Department. The visiting team's official network will be provided free broadcast rights. For information concerning courtesy phone lines, contact Anna Claire Thomas at (318) 257-5314. Additional phone lines can be obtained by calling BellSouth directly at 1-800-866-6701 (outside Louisiana). The first level of the LA Tech Press Box offers an unobstructed view for television cameras.

PRESS PARKING
Parking is limited and passes will be issued on a priority basis. The Joe Aillet Stadium press parking lot is located on the southwest corner of the stadium, just off West Alabama Avenue.

PRESS BOX SERVICES
All vital game information is provided by the LA Tech Stat Crew. An internal press box PA keeps members of the media informed of each play. Post-game quotes from head coach Skip Holtz and selected players, as well as the visiting coach, are also available. Telephone and high-speed internet lines are available for media usage and a pre-game meal is served at each home game starting approximately two hours before kickoff. Level three provides working space for print and electronic media and the LA Tech Stat Crew along with LA Tech and visiting athletic director booths. Level one provides space for cameras, while level three houses home and visiting radio booths and coaches' booths.

DIRECTIONS TO JOE AILLET STADIUM
From Interstate 20, get off at Exit 84 and drive south toward Louisiana Tech University. At the first traffic light, turn right (West Alabama Avenue). Joe Aillet Stadium can be seen on the right. Media parking is immediately past the stadium.

WILL CALL
Media Will Call is located at the ticket booth on the west side of the stadium near the press box elevators.


DAVE NITZ


TEDDY ALLEN


NICK BROWN


BENNIE THORNELL

Louisiana Tech fans can tune into the LA Tech Sports Network this fall for all live game broadcasts for the Bulldogs' 12-game schedule as well as 12 editions of Inside Bulldog Football with Skip Holtz.

For the 20th straight year, the LA Tech Sports Network will team up with KXKZ-FM (107.5) Ruston as the flagship station for Tech Athletics.

In addition to KXKZ, the LA Tech Sports Network will consist of KNBB 97.7 FM (Ruston), WUBR 910 AM (Baton Rouge), KRMD 1340 AM (Shreveport), KRMD 100.7 FM (Shreveport), KVCL 92.1 FM (Winnfield), KJVC 92.7 FM (Mansfield), KQID 93.1 HD3 (Alexandria), KFNV 107.1 FM (Ferrday), KDBS 1410 AM (Alexandria) and KNCB 1320 AM (Vivian).

Louisiana Tech Fans can access all live audio and video streaming events that include coaches shows, press conferences, game previews, in game broadcasts, and postgame shows via the new CUSA.TV website or the new Louisiana Tech X mobile app which is available for download on the iTunes App Store or Google Play. Cost of a subscription to CUSA.TV is $6.95 per day, $10.95 per month and $99.95 per year (month and annual subscriptions are auto-renewal).

This fall all of the Tech football broadcasts can be heard on the LA Tech Sports Network as Dave Nitz, Teddy Allen, Nick Brown and Bennie Thornell comprise the broadcast team.

Nitz enters his 44th year of calling Bulldog football games as the legendary "Voice of the Bulldogs" has been calling games since 1974 along with Tech men's basketball and baseball contests. Nitz, who was named the 2009 Louisiana Sportscaster of the Year by the National Sportscasters and Sportswriters Association, was enshrined into the LA Tech Athletics Hall of Fame as part of the Class of 2011. He has been named the Louisiana College Play by Play man of the year three of the past four years by the Louisiana Sports Writers Association.

Allen enters his eighth season behind the mic, serving as the color commentator for all 12 contests. The 1982 Tech journalism graduate is a well-known, highly-read award-winning Louisiana journalist having covered local sports for Shreveport, Monroe and New Orleans dailies from 1984 until 1990. He has written columns for the News-Star and the Times for the past 24 years. He was the recipient of the Max Russo Award this past June for his work with the Louisiana Sports Writers Association.

Nick Brown enters his second season as the sideline reporter for the Bulldogs. Brown is no stranger to sidelines, serving in this capacity for the Ruston Bearcats for the last nine seasons. In the past, Brown has co-hosted the LA Tech pregame show with Ed Hebert and also served as a co-host of the postgame show. His Saturday morning show can be heard on ESPN 97.7 FM from 8-10 a.m. every Saturday morning.

Thornell begins his 29th year as a member of the LA Tech Sports Network as he will serve as the statistician for the majority of Bulldog football games this year. A 1969 graduate of the Louisiana Tech marketing department, Thornell began his association with the LA Tech Sports Network in 1990 as the statistician before moving down to the sideline in 1996 where he spent more than a decade.

The LA Tech Sports Network team will host a 90-minute pregame show prior to each kickoff and a 30-minute post-game show. Tech Gameday, a 90-minute pre-pregame show, will also air prior to each home contest at Joe Aillet Stadium live from Tailgate Alley.

For more information on the LA Tech Sports Network, please call 318-257-5331.

DAILY MEDIA AVAILABILITY

The following is a general weekly schedule of media availability for the Louisiana Tech football team. Members of the media are expected to adhere to these policies at all times. All interview requests should be made to Louisiana Tech Assistant Director of Athletic Communications Anna Claire Thomas at least 24 hours in advance. All media availability times are subject to change. Please contact Anna Claire Thomas for any changes in the schedule. (Note: First year players are not available to the media unless by special request.)

Monday: Head coach Skip Holtz's radio show airs from 6-7 p.m. live from the Dawg House in Ruston.

Tuesday: LA Tech's weekly media luncheon starts with food served at noon and statements/interviews beginning around 12:30 p.m. A few players will also be made available. The last 30 minutes of practice are open to the media. Coaches and players are available following practice (first-year players not available). All video must be of individual players and not of team drills or formations.

Wednesday: The last 30 minutes of practice are open to the media. Coaches and players are available following practice (first-year players not available). All video must be of individual players and not of team drills or formations.

Thursday, Friday and Sunday: No availability.

Saturday: Postgame availability only. Members of the LA Tech Athletics Media Relations Staff will escort media representatives to the media room with five minutes remaining in the game. The Louisiana Tech locker room, home or away, is closed to the media at all times. Postgame interview requests should be submitted to Anna Claire Thomas before the five minute mark in the fourth quarter.

For games in Ruston, all Louisiana Tech postgame press conference will be held in the Jarrell Room located in the Davison Athletics Complex after each game following a 10-minute cooling off period. No interviews will be allowed on the field with players and/or coaches immediately following games. Coach Holtz and selected Louisiana Tech players will be available in the press conference following games. Opposing coaches will be available outside the visiting locker room following a 10-minute cooling off period.

City	Call Letters	Frequency	Football Broadcasts	Football Coaches Show
Alexandria	KDBS	1410 AM	Yes	Yes
Alexandria	KQID	93.1 HD3	Yes	Yes
Baton Rouge	WUBR	910 AM	Yes	Yes
Ferriday	KFNV	107.1 FM	Yes	No
Mansfield	KJVC	92.7 FM	Yes	No
Ruston	KXKZ	107.5 FM	Yes	No
Ruston	KNBB	97.7 FM	No	Yes
Shreveport	KRMD	1340 AM	Yes	Yes
Shreveport	KRMD	100.7 FM	Yes	Yes
Vivian	KNCB	1320 AM	Yes	No
Winnfield	KVCL	92.1 FM	Yes	Yes

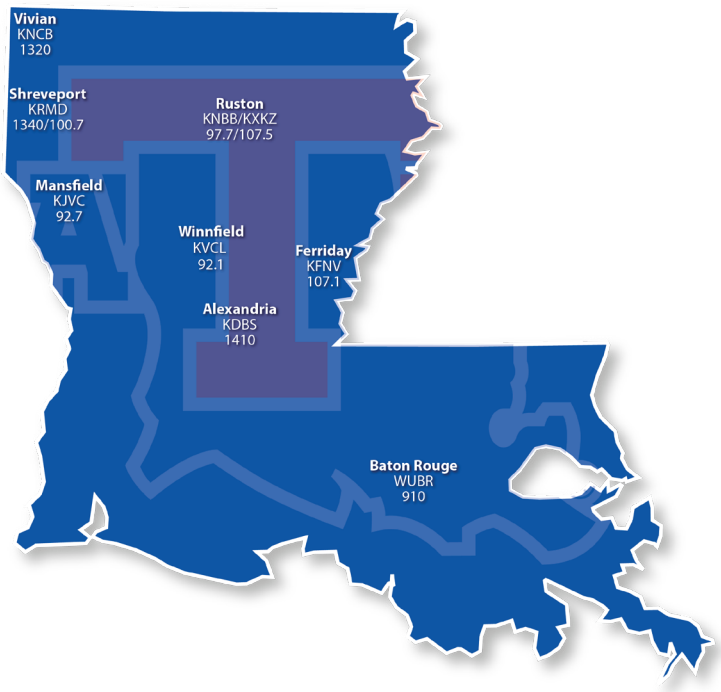



INSIDE BULLDOG FOOTBALL
WITH SKIP HOLTZ



Louisiana Tech head coach Skip Holtz will team up with color analyst Teddy Allen for 12 Monday's during the season for the Inside Bulldog Football radio show.

The one-hour show will air from 6 to 7 p.m. each Monday (only exception is bye weeks) live from the Dawg House Sports Grill in Ruston as all Tech fans are encouraged to attend the event and support Bulldog football.

The show can be heard each week on KNBB-FM 97.7 (Ruston), WUBR-AM 910 (Baton Rouge), KRMD-AM 1340 (Shreveport), KRMD-FM 100.7 (Shreveport), KVCL-FM 92.1 (Winnfield), KDBS-AM 1410 (Alexandria) and KQID-HD3 93.1 (Alexandria).

Louisiana Tech Fans can also access the show via the new CUSA.TV website and the Louisiana Tech X mobile app, which is available for download on the iTunes App Store or Google Play.

LA Tech coaches will be special guests on the show along with other members of the Louisiana Tech Athletics Department throughout the season.

PRIMARY MEDIA

Newspaper	*Contact*	*Address*	*Phone*	*Email*
Ruston Daily Leader	Scott Boatright	208 West Park Ave., Ruston, LA 71270	(318) 255-4353	boat@latech.edu
The News-Star	Cory Diaz	411 North 4th St., Monroe, LA 71210	1-800-259-7788 (318) 362-0267	bdiaz@gannett.com
The Shreveport Times	Jimmy Watson	P.O. Box 30222, Shreveport, LA 71130-0222	1-800-462-6436	jimwatson@gannett.com
BleedTechBlue.com	Ben Carlisle	929 N Trenton St., PMB 182, Ruston, LA 71270	(318) 773-7936	bcarlisle3721@yahoo.com
Alexandria Town Talk	Bob Tompkins	P.O. Box 7558, Alexandria, LA 71306	(318) 487-6351	btompkins@thetowntalk.com
Times-Picayune	Ted Lewis	3800 Howard Ave., New Orleans, LA 70140	(504) 826-3402	tlewis@timespicayune.com
Morning Advocate	Butch Muir	525 Lafayette St., Baton Rouge, LA 70821	1-800-960-6397 (225) 383-1111	bmuir@theadvocate.com
El Dorado News-Times	Tony Burns	P.O. Box 119, El Dorado, AR 71730	(870) 862-6611	tburns@eldoradonews.com
Minden Press-Herald	Greg Parks	P.O. Box 1339, Minden, LA 71058	(318) 377-1866	gparks@press-herald.com
The Tech Talk	Sports Editor	Louisiana Tech University P.O. Box 10258, Ruston, LA 71272	(318) 257-4946	ttalk@latech.edu

Television	*Contact*	*Address*	*Phone*	*Email*
KNOE-TV (CBS)	Aaron Dietrich	P. O. Box 4067, Monroe, LA 71211	(318) 388-8888	aaron.dietrich@knoe.com
KTVE-TV (NBC)	Gene Ponti	200 Pavilion Road, West Monroe, LA 71292	(318) 323-1972	gponti@nbc10news.net
KTAL-TV (NBC)	Tim Owens	3150 North Market St., Shreveport, LA 71107	(318) 629-6000	towens@ktalnews.tv
KSLA-TV (CBS)	Casey Viera	1812 Fairfield, Shreveport, LA 71101	(318) 222-1212	cviera@ksla.com
KTBS-TV (ABC)	TBA	312 E. Kings Hwy., Shreveport, LA 71104	(318) 861-5880	teverett@ktbs.com

Radio	*Contact*	*Address*	*Phone*	*Email*
KXKZ-FM	Sean Fox	P. O. Box 430, Ruston, LA 71273	(318) 255-5000	fox@redpeachradio.com
KLPI-FM	Sports/News Dir.	Louisiana Tech University, Ruston, LA 71272	(318) 257-3697	
"Voice of the Bulldogs"	Dave Nitz	9007 Watchwood, Haughton, LA 71037	(318) 560-3389	d_nitz@hotmail.com

A ONE-STOP SHOP FOR ALL TECH FANS

LATechSports.com



Includes the most extensive coverage on all 16 of Louisiana Tech's athletic programs as well as much, much more …

ONLINE MULTIMEDIA

For less than a quarter a day, get insider access to video, audio and live streams of almost every Tech home sporting event. It's a must for every Tech fan.

ONLINE PICTURES

LATechSportsPix.com has all of the pictures that you need to decorate your office and home walls with photos capturing some of the top moments in Tech history.

ONLINE AUCTIONS

Throughout the year, Tech fans can bid on everything from Fan Experience packages to travel with the team to autographed memorabilia. It can all be found at the online auctions at *LATechSports.com.*

ONLINE STORE

LA Tech's new online apparel partner will provide the most expansive selection of official Tech merchandise available anywhere online. Don't miss the grand opening specials at *Shop.LATechSports.com.*

ALSO FOLLOW TECH ATHLETICS THROUGH SOCIAL MEDIA

http://www.facebook.com/LATechAthletics
www.twitter.com

LATechFB – football
LATechBSB – baseball
LATechHoops – men's basketball
LATechWBB – women's basketball
LATechBOWL – bowling
LATechGolf – golf
LATechSOC – soccer
LATechSB – softball
LATechTEN – tennis
LATechTFXC – track and field, cross country
LATechVB – volleyball
LATechSports – other athletics news
LATechTickets – LA Tech Ticket Office

WE ARE LOUISIANA TECH

WELCOME TO THE FAMILY





"Athletics is a central part of Louisiana Tech and an integral component of our efforts to elevate the institution's national standing. It is essential that we continue to focus on the success of our student-athletes and ensure that a winning athletics program is achieved with integrity and class."

-- Tech President Dr. Les Guice

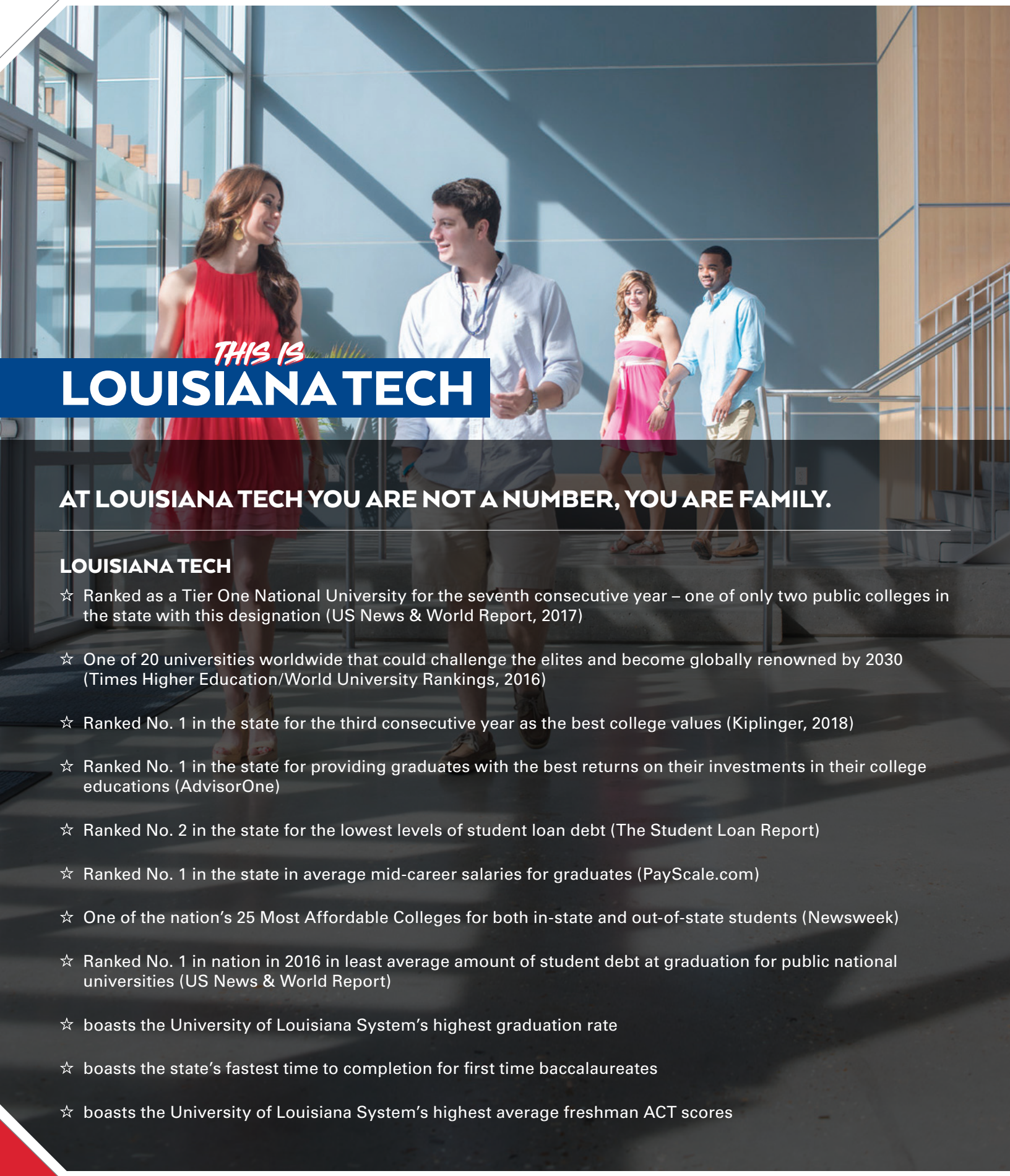

THIS IS LOUISIANA TECH

AT LOUISIANA TECH YOU ARE NOT A NUMBER, YOU ARE FAMILY.

LOUISIANA TECH

- ☆ Ranked as a Tier One National University for the seventh consecutive year – one of only two public colleges in the state with this designation (US News & World Report, 2017)
- ☆ One of 20 universities worldwide that could challenge the elites and become globally renowned by 2030 (Times Higher Education/World University Rankings, 2016)
- ☆ Ranked No. 1 in the state for the third consecutive year as the best college values (Kiplinger, 2018)
- ☆ Ranked No. 1 in the state for providing graduates with the best returns on their investments in their college educations (AdvisorOne)
- ☆ Ranked No. 2 in the state for the lowest levels of student loan debt (The Student Loan Report)
- ☆ Ranked No. 1 in the state in average mid-career salaries for graduates (PayScale.com)
- ☆ One of the nation's 25 Most Affordable Colleges for both in-state and out-of-state students (Newsweek)
- ☆ Ranked No. 1 in nation in 2016 in least average amount of student debt at graduation for public national universities (US News & World Report)
- ☆ boasts the University of Louisiana System's highest graduation rate
- ☆ boasts the state's fastest time to completion for first time baccalaureates
- ☆ boasts the University of Louisiana System's highest average freshman ACT scores



MORE THAN 700 COMPANIES WORLDWIDE TRAVEL TO CAMPUS EACH YEAR TO RECRUIT LOUISIANA TECH GRADUATES



Dr. Les Guice became the 14th president in the history of Louisiana Tech University on July 1, 2013.

"Louisiana Tech has a really great foundation of excellence, and we're not starting from scratch by any means. We've got so many of the ingredients in place. My vision is to continue to progress Louisiana Tech in national prominence, but to turn that national prominence into things that bring benefit to North Louisiana, to our citizens of this state and to all of the students and stakeholders of the university."

-- Dr. Les Guice, University President

QUARTER SYSTEM – BIG ADVANTAGE FOR THE STUDENT-ATHLETE

Louisiana Tech has a unique advantage of being on the quarter system as opposed to the semester system. The quarter system provides significant advantages for the students:

- ☆ Lighter workload (take 3 classes instead of 5)
- ☆ Shorter academic sessions (12 weeks instead of 18)
- ☆ More frequent breaks during and between academic sessions
- ☆ More opportunities to withdraw or drop a class and still remain TOPS eligible





TODAY'S FRESHMAN IS
TOMORROW'S GRADUATE

LOUISIANA TECH...

- ☆ saw a record-high total of 47 Louisiana Tech student-athletes earned the Conference Commissioner's Academic Medal, up from 44 the previous year.
- ☆ saw a total of 144 Louisiana Tech student-athletes earned recognition to the Conference USA Commissioner's Honor Roll.
- ☆ saw LA Tech volleyball senior Jacie McClure was named the 2017-18 CoSIDA Academic All-America, the 15th LA Tech student-athlete to earn the award.
- ☆ saw 12 student-athletes earn C-USA All-Academic honors: – Nomvula Kgoale, Haley Laque (Soccer), Morgan Turkoly (Softball), Jacie McClure (Volleyball), Kent Hasler (Baseball), Kacie Kaufman, Morgan Keesee, Elia Nero, Conner Killian (Track & Field), Kacie Kaufman, Conner Killian (Cross Country), Taylor Stahly (Women's Basketball).





Louisiana Tech's student-athletes recorded a **Graduation Success Rate (GSR) of 80 percent or above for the fifth straight year** while also graduating at a higher rate than the student body, according to the NCAA's 2016 Graduation Success Rate data.

LOUISIANA TECH...

- ☆ boasts the University of Louisiana System's highest graduation rate at 59.0 percent.
- ☆ boasts the states fastest time to completion for first time baccalaureates at 4.3 years.
- ☆ boasts the ULS' highest average freshman ACT scores at 24.7.







SUCCESS BREEDS SUCCESS

LOUISIANA TECH'S ATHLETIC DEPARTMENT:

- ☆ One of only four programs in the nation (along with Georgia, Utah and Wisconsin) that has posted four consecutive bowl victories dating back to the 2014 season following the Bulldogs 51-10 victory over No. 25-ranked SMU in the 2017 DXL Frisco Bowl.
- ☆ Opened an $18-plus million press box and suites at Joe Aillet Stadium as well as renovated the west side of the stadium (ticket booth, lighting, bathrooms, entrances).
- ☆ Set an LTAC record for number of donors and dollars raised ($1.61 M), a seven percent increase over last fiscal year. LTAC has seen over a 100 percent growth in dollars under current Athletic Director Tommy McClelland's tenure.
- ☆ LA Tech inducted its 17th Hall of Fame Class with the enshrinement of Denny Duron, Tommy Joe Eagles, Pam Gant, Dale Holeman, Luke McCown, Keith Prince and Pat Tilley.





















ON THE PLAYING FIELDS:

☆ Football senior class finished their careers with a 34-20 overall record (the most wins by a senior class since LA Tech moved to Division I); a 23-9 Conference USA record; a 17-6 record at Joe Aillet Stadium.

☆ Basketball head coach Eric Konkol became the fastest coach in Bulldog history to win 50 games, recording his 50th victory against George Mason in his 70th game .

☆ Junior Morgan Turkoly was named the Conference USA Player of the Year and junior Preslee Gallaway was named the C-USA Pitcher of the Year while leading Softball to 34 wins, the fourth straight year the Lady Techster softball program has won at least 30 games.

☆ Women's basketball earned its second straight WNIT appearance while recording 19 wins (most since 2011-12) with wins over Big 10 foe Penn State, C-USA regular season champion UAB and Rice (snapping the Owls program record 15-game home win streak)

☆ Baseball won 39 games (third straight year of 35-plus, first time since 1989) while finishing second in the C-USA regular season standings. Head coach Lane Burroughs reached 75 career wins at Tech, the most in the first two years by any Bulldog baseball head coach.

☆ Soccer became one of only three C-USA schools to qualify for its fourth straight postseason tournament while advancing to the semifinals for only the second time in school history.

☆ Track and Field qualified eight entries for the 2018 NCAA East Preliminary Championships, upping its total to 130 since the preliminary championship format began in 2010.

☆ Cross Country qualified two student-athletes for the NCAA South Central Regional Championships as sophomore Austin Ballow and redshirt freshman Conner Killian represented the Bulldogs in College Station.

☆ Sophomore Felix Paalson carded a three-round total of 14-under-par 202 to capture the 2017 Quail Valley Intercollegiate individual title, breaking the golf programs 54-hole record total of 203 set previously by Victor Lange in 2014.

☆ Tennis tied the program record with a nine-game home match winning streak and junior Sonia Chen tied the program record winning 12 straight singles matches.

☆ Volleyball's Marta Monne was voted second team All-Conference USA and also earned first team all-Louisiana honors for the second consecutive season.

☆ Bowling freshman Kaitlyn Eder was named the National Rookie of the Year and an All-America Honorable Mention while also earning a spot on Junior Team USA after finishing among the top four at the United States Bowling Congress Team USA Trials.



TECH GAME DAY

JOE AILLET STADIUM FACTS

SURFACE: FieldTurf Revolution (installed in 2015)

ALL-TIME RECORD: 156-66-2

FIRST GAME: Sept. 28, 1968
(Tech 35, East Carolina 7)

LONGEST HOME WINNING STREAK:
18 games (twice)

DID YOU KNOW:

Terry Bradshaw threw the first touchdown pass in the history of Joe Aillet Stadium connecting with Buster Herren from five yards out against East Carolina on Sept. 28, 1968.





SPIRIT OF '88

An icon at Joe Aillet Stadium, the Spirit of '88 is a bronze Bulldog statue located at the team's entrance to the field that commemorates the blood, sweat and tears of the 1988 Louisiana Tech team that blazed the path into Division I-A football. As a salute to that 1988 team, every Louisiana Tech player and coach touches the Spirit of '88 upon entrance onto the field prior to every home game.



THE WALK OF PRIDE

A gameday tradition at Joe Aillet Stadium, the Walk of Pride is where Bulldog fans line alongside Tailgate Alley and welcome the players as Tech arrives at Joe Aillet Stadium approximately two hours prior to kickoff.







DAWGZILLA

The 1,400 square foot high definition video board – one of the largest in C-USA – has improved the fans' gameday experiences at Joe Aillet Stadium.





ESPN IS IN THE HOUSE!

ESPN Radio produces a two hour pregame show live from Tailgate Alley for every Bulldog home game. The talent analyzes the contest while conducting interviews with representatives from both teams.



BAND OF PRIDE

Led by one of the all-time great band directors in Jim Robken, Louisiana Tech's Band of Pride brings the true sound of college football to Ruston with pregame, halftime and postgame performances.



TAILGATING

Over the last decade, tailgating on game days at Joe Aillet Stadium has become the thing to do as Bulldog fans start firing up the grills in preparation for kickoff. Barbecue cook-offs, face painting, Tailgate Alley, the Kids Zone and all-around family fun exists for Bulldog fans of all ages.



LOYAL BLUE NATION

Louisiana Tech's super-rabid student organization that paint themselves blue from head to toe on game day helping make Joe Aillet Stadium a tough place for visitors to play.

DAVISON ATHLETICS COMPLEX

A GAME CHANGER



- ☆ Is the most recent phase in continuing the "Quest for Excellence" and the centerpiece of Louisiana Tech Athletics' capital campaign, enclosing the south end of Joe Aillet Stadium.
- ☆ Is a three-story, 70,000-square-foot-plus facility that signifies the University's commitment to putting a stronghold on its place as a top tier institution.
- ☆ Is a $23-million plus facility that benefits all of Louisiana Tech's student-athletes as it includes a new state-of-the-art strength and conditioning complex utilized by all 16 of the University's athletic programs.
- ☆ Contains a new weight room that is more than twice the square footage of the existing one. It contains 6 custom built Dawgnators, each unit having the ability to perform multiple functions without taking up precious floor space, 35-yards of indoor field turf allowing for mobility exercises, flexibility exercises, yoga, short sprinting and plyometrics, as well as a supplement and nutrition bar.
- ☆ Includes football coaches' offices as well team and position meeting rooms.
- ☆ Includes a 143-seat capacity, theatre-seating style team meeting room with state-of-the-art sound and video equipment.
- ☆ Includes a club level with luxury premium seating options with 302 chair back seats, multi-functional dining space seating up to 360, a private dining room with field view, and a full service commercial kitchen.









"Our family is very grateful to have been in a position to hopefully make a meaningful impact on our school with our investment in this building. There were so many other individuals and families who made significant and sacrificial gifts in order to make this building a reality. We are so thankful to those partners in this project. Years from now, I think we will look back at this investment and agree that it was money very well spent."

– Steve Davison









"It has been a labor of love for so many individuals, from donors to contractors to architects to our student-body to university and athletic staff. From all of the input we have received so far, it exceeds everyone's expectations. The final product is something we can all be proud of. We are so grateful to everyone who contributed to this facility becoming a reality."

– LA Tech AD Tommy McClelland

BIG WINS GREAT PERFORMANCES SPECTACULAR PLAYS

DENNIS MORRIS' two-yard TD reception on the final play of the first half against LSU in Tiger Stadium in 2009 was a Top 10 Play of the Day on ESPN.

The **BULLDOG DEFENSE** held Mississippi State scoreless in the second half of its 22-14 come-from-behind victory in the season opener in 2008.



QUINCY STEWART and the Bulldog defense gave Andrew Zow and the Crimson Tide offense fits as Tech defeated the eventual Southeastern Conference Champions 29-28 in 1999.



NFL Hall of Fame tackle **WILLIE ROAF** opened the national media's collective eyes with his performance against top-ranked Alabama and All-American DE Eric Curry in 1992.



LOUISIANA TECH'S

football program has experienced numerous highs during the course of its 100-plus year history, claiming 25 conference titles, numerous bowl berths and a plethora of All-Americans and NFL players.

From the very first win in the program's history (a 6-0 victory over LSU in 1904) to winning the 2011 WAC Championship, Louisiana Tech football has always made its fans proud.

And since making the move from I-AA to I-A in 1989, Louisiana Tech has proven time after time it belongs among the big boys of college football defeating the likes of Alabama (twice), California, Michigan State, Mississippi State (twice), Ole Miss and Oklahoma State since the mid 90s.

From big wins to great performances to spectacular plays, Louisiana Tech football has always shown the heart of a champion.



THE 2017 FRISCO BOWL CHAMPIONS
celebrating on the field following its 51-10 win over SMU

MORE THAN A DECADE OF UPSETS

9.21.1996	Tech 38	10.4.1997	Tech 26	11.1.1997	Tech 41	9.18.1999	Tech 29	8.31.2002	Tech 39
	MSU 23		Cal 20		Alabama 34		#18 Alabama 28		OSU 36



JOHNATHAN HOLLAND'S one-handed 39-yard touchdown catch against Nebraska in 2006 was voted the Pontiac National Play of the Week.



LUKE MCCOWN'S 23-yard touchdown pass with 1:00 remaining lifted Tech to a 39-36 win over Oklahoma State in 2002.



TROY EDWARDS received a standing ovation from Nebraska Cornhusker fans as he walked off the field after he set an NCAA Division I record with 405 yards receiving in 1998.



DJ CURRY'S 11-yard touchdown reception with :02 remaining gave the Bulldogs a 20-19 win at Michigan State in 2003.

LOUISIANA TECH CHAMPIONSHIP TEAMS

2017, Frisco Bowl Champs
2016, Armed Forces Bowl Champs
2015, New Orleans Bowl Champs
2014, Heart of Dallas Bowl Champs
2014, Conference USA West Division Champs
2011, Western Athletic Conference Champs
2008, Independence Bowl Champs
2001, Western Athletic Conference Champs
1984, Southland Conference Champs
1982, Southland Conference Champs
1978, Southland Conference Champs
1977, Independence Bowl Champs
& Southland Conference Champs
1974, Southland Conference Champs
1973, NATIONAL CHAMPIONS
& SOUTHLAND CONFERENCE CHAMPS
1972, NATIONAL CHAMPIONS
& SOUTHLAND CONFERENCE CHAMPS
1971, Southland Conference Champs
1969, Gulf States Conference Champs
1964, Gulf States Conference Champs
1960, Gulf States Conference Champs
1959, Gulf States Conference Champs
1958, Gulf States Conference Champs
1957, Gulf States Conference Champs
1955, Gulf States Conference Champs
1953, Gulf States Conference Champs
1952, Gulf States Conference Champs
1949, Gulf States Conference Champs
1947, Louisiana Intercollegiate Conference Champs
1945, Louisiana Intercollegiate Conference Champs
1941, Louisiana Intercollegiate Conference Champs
1921, La. Intercollegiate Athletic Association Champs
1915, La. Intercollegiate Athletic Association Champs

9.13.2003	LA Tech	20	8.30.2008	LA Tech	22	11.12.2011	LA Tech	27	9.22.2012	LA Tech	52
	MSU	19		MSU	14		Ole Miss	7		ILL	24
9.29.2012	LA Tech	44	12.26.2014	LA Tech	35						
	UVA	38		ILL	18						



LOUISIANA TECH LEGEND
TERRY BRADSHAW



LOUISIANA TECH LEGEND

Terry Bradshaw, one of only two quarterbacks in NFL history to win four Super Bowls, donated priceless items of personal memorabilia to his alma mater. He also serves as one of the chairman for the Quest For Excellence campaign.

- ☆ Super Bowl championship rings from Super Bowls IX, X, XIII, XIV
- ☆ Miniature replica trophies from the four Super Bowls
- ☆ Professional Football Hall of Fame bust
- ☆ College Football and Professional Football Hall of Fame rings
- ☆ Helmet and jersey from Super Bowl victory





All of these items are secured and on display at the Davison Athletics Complex, home of the Bulldog football program.





FOX NFL Today Show host TERRY BRADSHAW, who returns to his alma mater every April to play in a golf fundraiser bearing his name, addresses the local media about his excitement over the direction of the Bulldog football program and the University.



"I want recruits to see that they can get a good education and great competition here, just like I did. My four years of playing college football were by far the best in my entire athletic career, and I'm just so proud of Tech and the fact that I spent those years here."

-- Terry Bradshaw



Terry Bradshaw continues to support his alma mater, currently serving as a co-chairman for the Quest for Excellence capital campaign that is raising $20 million to elevate Tech's athletic facilities.

BULLDOGS IN THE NFL



BULLDOGS AND THE SUPER BOWL

Louisiana Tech has been well-represented in the Super Bowl over the course of the game's history. Thirteen former Bulldogs have won at least one Super Bowl title with legendary quarterback Terry Bradshaw leading the way with four rings. In all, Tech players own 20 Super Bowl championship rings.

Ryan **Allen**
New England Patriots
(Super Bowl XLIX, LI)

Larry **Anderson**
Pittsburgh Steelers
(Super Bowl XIII, XIV)

Chris **Boniol**
Dallas Cowboys
(Super Bowl XXX)

Terry **Bradshaw**
Pittsburgh Steelers
(Super Bowl IX, X, XIII, XIV)

Fred **Dean**
San Francisco 49ers
(Super Bowl XVI, XIX)

Doug **Evans**
Green Bay Packers
(Super Bowl XXXI)

David **Lee**
Baltimore Colts
(Super Bowl V)

Johnny **Robinson**
Oakland Raiders
(Super Bowl XVIII)

Artie **Smith**
San Francisco 49ers
(Super Bowl XXIX)

D'Anthony **Smith**
Seattle Seahawks
(Super Bowl XLVIII)

Matt **Stover**
New York Giants
(Super Bowl XXV)
Baltimore Ravens
(Super Bowl XXXV)

Grant **Williams**
New England Patriots
(Super Bowl XXXVI)

Tramon **Williams**
Green Bay Packers
(Super Bowl XLV)

NFL CHAMPIONS

Before the Super Bowl existed, former Tech players were still winning championships. Tech has had three former players go on to win four NFL Championships.

Cloyce **Box**
Detroit Lions (1952 & 53)

Caleb **Martin**
Chicago Cardinals (1947)

Leo **Sanford**
Baltimore Colts (1958)



QUARTERBACK UNIVERSITY

LOUISIANA TECH has a long history of producing professional quarterbacks, including Hall of Famers Terry Bradshaw, Matt Dunigan, Mickey Slaughter and Tim Rattay. Most recently, Tech has boasted two NFL quarterbacks in Luke McCown and Tim Rattay.

TERRY BRADSHAW is one of only two quarterbacks to win four Super Bowl titles as the Blonde Bomber led the Pittsburgh Steelers during the 1970s and 80s. He is a member of the NFL and College Football Halls of Fame.

MATT DUNIGAN was inducted into the Canadian Football League Hall of Fame in 2006 after a stellar 14-year professional career. He finished his career with 43,857 passing yards and 306 touchdowns.

MICKEY SLAUGHTER played for the Denver Broncos from 1963 through 1966 after being selected as the 50th overall pick in the 1963 draft. He is a member of the Louisiana Tech Hall of Fame.

TIM RATTAY spent nine years in the NFL with the San Francisco 49ers, Tampa Bay Buccaneers and the Arizona Cardinals following a record-setting career at Louisiana Tech. Rattay ended his Bulldog career ranked in the Top 5 in NCAA history in passing yards and total offense.

LUKE McCOWN begins his 13th season in the NFL, his fourth with the New Orleans Saints. McCown was one of the most prolific passers in Bulldog history, ending his career ranked in the Top 10 in NCAA history in passing yards, total offense and passing touchdowns.

ALPHABETICAL ROSTER

No.	Name	Pos.	Ht.	Wt.	Yr.	Exp.	Hometown (Previous School)
56	Jacob Adams	LB	6-0	220	R-Fr.	RS	West Monroe, La. (West Monroe HS)
58	Charles Adeola	DT	6-3	259	R-Jr.	SQ	Slidell, La. (Northshore HS)
3	Aaron Allen	QB	6-1	193	Fr.	HS	Missouri City, Texas (Ridge Point HS)
98	Tristan Allen	DE	6-4	249	R-Fr.	RS	Atlanta, Texas (Atlanta HS)
73	Willie Allen	OL	6-6	342	R-So.	TR	River Ridge, La. (Tyler JC)
26	Jacorion Andrews	S	6-0	202	R-Fr.	RS	Monroe, La. (Neville HS)
85	Willie Baker	DE	6-3	251	R-So.	1L	New Roads, La. (Livonia HS)
28	Jordan Baldwin	S	6-1	194	Sr.	1L	Amite, La. (Iowa Central CC)
3	Trey Baldwin	LB	6-2	237	Jr.	TR	Orange, Texas (Trinity Valley CC)
46	Ezekiel Barnett	S	6-2	193	R-So.	1L	Benton, La. (Benton HS)
11	Jon Randall Belton	WR	6-3	210	R-So.	SQ	Monroe, La. (West Monroe HS)
49	Reeves Blankenship	DS	6-4	218	R-Fr.	RS	Springfield, La. (Springfield HS)
1	Rhashid Bonnette	WR	6-0	167	R-Jr.	2L	Loreauville, La. (Loreauville HS)
94	Jordan Bradford	DT	6-2	288	Sr.	3L	Bay St. Louis, Miss. (St. Stanislaus HS)
82	Peyton Braswell	TE	6-4	247	R-Jr.	SQ	Monroe, La. (St. Frederick's HS)
17	Brodrick Calhoun	CB	5-10	173	Fr.	HS	Dallas, Texas (John Horn HS)
66	Shane Carpenter	OL	6-6	318	R-Sr.	3L	Walker, La. (Walker HS)
69	Drake Carroll	OL	6-2	274	Fr.	HS	Alexandria, La. (Holy Savior Menard HS)
34	Reggie Cleveland	LB	6-0	242	R-So.	SQ	Baton Rouge, La. (Scotlandville HS)
7	Jaiden Cole	S	6-0	207	So.	1L	Monroe, La. (Neville HS)
40	Kyle Conrad	DS	6-2	207	R-So.	TR	Richmond, Texas (Notre Dame)
16	Zach Cousar	TE	6-4	227	R-So.	1L	Oxford, Miss. (Oxford HS)
18	Nate Cox	QB	6-8	216	R-Fr.	RS	Lafayette, La. (St. Thomas More HS)
23	Jaqwis Dancy	RB	5-11	194	R-Jr.	2L	Junction City, Ark. (Junction City HS)
92	La'Dante Davenport	DT	6-3	287	R-Jr.	1L	Shreveport, La. (Northwood HS)
62	Abraham Delfin	OL	6-1	305	R-Fr.	RS	Plaquemine, La. (Plaquemine HS)
74	O'Shea Dugas	OL	6-5	330	Sr.	3L	Lafayette, La. (Northside HS)
44	Brandon Durman	LB	6-2	225	Sr.	3L	Tyler, Texas (Tyler Lee HS)
36	Davan Dyer	P	6-4	225	Sr.	1L	Gilston, Australia (Griffith University)
10	Westin Elliott	QB	6-5	224	Jr.	1L	Shallowater, Texas (Blinn College)
29	Brady Farlow	K	5-11	184	Jr.	1L	Hattiesburg, Miss. (Jones County JC)
45	Jaylon Ferguson	DE	6-5	262	R-Sr.	3L	St. Francisville, La. (West Feliciana HS)
8	Brandon Floyd	S	6-2	221	Jr.	TR	New Orleans, La. (Trinity Valley CC)
78	Taylor Fondal	OL	6-1	308	R-So.	SQ	New Iberia, La. (Westgate HS)
99	Keonatye Garner	DT	6-4	278	Sr.	2L	Jackson, Miss. (Copiah-Lincoln JC)
13	Isaiah Graham	WR	6-0	183	Jr.	TR	Bastrop, La. (TCU/Bastrop HS)
34	Bailey Hale	K	5-11	196	R-Jr.	TR	Iowa Park, Texas (Eastern New Mexico)
18	Zach Hannibal	CB	6-0	182	R-So.	1L	Monroe, La. (Ouachita HS)
6	Adrian Hardy	WR	6-2	193	R-So.	1L	Houston, Texas (Dekaney HS)
19	Smoke Harris	WR	5-6	171	Fr.	HS	St. Francisville, La. (West Feliciana HS)
80	Griffin Hebert	WR	6-3	214	R-Fr.	RS	Lafayette, La. (St. Thomas More HS)
72	Christian Henderson	OL	6-5	322	Fr.	HS	Greenwood, Miss. (Greenwood HS)
31	Justin Henderson	RB	5-10	228	R-So.	TR	Lake Wales, Fla. (Coffeyville CC)
39	Randy Hogan	LB	6-1	228	Sr.	1L	Pascagoula, Miss. (Pearl River CC)
41	Bobby Holly	RB	6-1	243	R-Jr.	2L	Farmerville, La. (Union Parish HS)
20	Kollin Hurt	S	6-3	190	R-Fr.	RS	Gilmer, Texas (Gilmer HS)
52	D.J. Jackson	DT	6-0	293	Fr.	HS	Dallas, Texas (West Mesquite HS)
10	James Jackson	S	5-11	210	R-Jr.	2L	Haynesville, La. (Haynesville HS)
47	Eric Kendzior	DE	6-3	250	Jr.	2L	Deer Park, Texas (La Porte HS)
55	Drew Kirkpatrick	OL	6-3	311	R-Jr.	TR	Uvalde, Texas (Blinn College)
37	Ephraim Kitchen	CB	5-10	175	R-Jr.	1L	Batesville, Miss. (South Panola HS)
14	Daniel Lewis	S	5-11	193	R-Sr.	TR	Morbihan, La. (Hawaii)
38	Darryl Lewis	S	5-11	212	R-Jr.	2L	New Orleans, La. (Lusher HS)
43	Xavier Lodge	S	5-11	195	Fr.	HS	Baton Rouge, La. (Woodlawn HS)
57	DeVante Lovett	OL	6-6	290	R-Jr.	1L	Strong, Ark. (Strong HS)
89	Tahj Magee	WR	5-11	186	Fr.	HS	Franklinton, La. (Franklinton HS)
29	DeAndre Marcus	RB	6-1	213	Fr.	HS	Ruston, La. (Ruston HS)
96	Ka'Derrion Mason	DT	6-4	291	Jr.	2L	McComb, Miss. (McComb HS)
24	Joshua Matthews	WR	6-2	184	R-Fr.	RS	Baton Rouge, La. (Dunham HS)
15	Kam McKnight	RB/WR	6-2	214	R-Sr.	3L	Ethel, La. (East Feliciana HS)
64	Joshua Mote	OL	6-3	289	R-Fr.	RS	Oak Grove, La. (Oak Grove HS)
30	Jordan Myles	RB	5-6	179	Fr.	HS	Benton, La. (Benton HS)
83	Jake Norris	WR	5-9	165	R-So.	1L	West Monroe, La. (West Monroe HS)
14	Praise Okorie	WR	5-10	170	So.	HS	Houston, Texas (Langham Creek HS)
18	Will Parker	P/H	6-3	200	R-Sr.	1L	Denison, Texas (Denison HS)
59	Noah Pitre	OL	6-6	263	Fr.	HS	Geismar, La. (Dutchtown HS)
81	Cee Jay Powell	WR	5-7	163	R-So.	1L	Maringouin, La. (Livonia HS)
61	Ethan Reed	OL	6-4	295	R-Jr.	2L	Orange, Texas (Little Cypress-Mauriceville HS)
30	Aaron Roberson	CB	5-9	197	Sr.	2L	Shreveport, La. (Huntington HS)
21	Amik Robertson	CB	5-9	180	So.	1L	Thibodaux, La. (Thibodaux HS)
75	Michael Rodriguez	OL	6-6	296	R-Sr.	2L	La Porte, Texas (La Porte HS)
76	Biron Rossell	OL	6-4	286	Fr.	HS	West Memphis, Ark. (West Memphis Christian HS)
65	Kody Russey	OL	6-1	285	R-So.	1L	Burleson, Texas (Burleson HS)
5	Michael Sam	CB	6-0	193	R-Jr.	TR	Lafayette, La. (Trinity Valley CC)
35	Collin Scott	LB	6-0	225	R-Jr.	2L	Houston, Texas (Manvel HS)
87	George Scott	WR	6-1	198	So.	1L	Natchez, Miss. (Adams County Christian HS)
91	Steven Shaw	DE	6-5	264	Fr.	HS	Houston, Texas (Manvel HS)
54	Hanner Shipley	OL	6-5	292	R-Sr.	1L	Marble Falls, Texas (Blinn College)
4	Alfred Smith	WR	5-9	188	R-So.	1L	Destrehan, La. (Destrehan HS)
8	J'Mar Smith	QB	6-1	226	R-Jr.	2L	Meridian, Miss. (Meridian HS)
24	L'Jarius Sneed	CB	6-1	191	Jr.	2L	Minden, La. (Minden HS)
50	Chris Spence	DT	6-1	306	R-So.	TR	Jonesboro, La. (Arkansas-Monticello)
32	Trey Spencer	CB	5-11	187	Sr.	2L	Orange, Texas (West Orange-Stark HS)
77	Gewhite Stallworth	OL	6-8	322	Sr.	2L	Houston, Texas (Navarro JC)
2	Connor Taylor	LB	6-0	220	Jr.	TR	Kaysville, Utah (Snow College)
68	Justin Throckmorton	OL	6-3	276	R-Fr.	RS	Ruston, La. (Ruston HS)
86	Wayne Toussant	WR	5-9	159	Fr.	HS	Maringouin, La. (Plaquemine HS)
22	Israel Tucker	RB	5-8	199	R-So.	1L	Metairie, La. (Archbishop Rummel HS)
42	Derek Turner	S	5-11	196	Fr.	HS	St. Francisville, La. (West Feliciana HS)
93	Immanuel Turner	DE	6-3	287	Sr.	3L	Magnolia, Ark. (Magnolia HS)
9	Teddy Veal	WR	6-0	191	R-Sr.	1L	Bridge City, La. (Tulane)
90	Courtney Wallace	DT	6-2	309	R-Jr.	2L	Monroe, La. (Neville HS)
33	Dae'Von Washington	LB	5-10	219	R-Sr.	3L	Alexandria, La. (Alexandria HS)
27	Cualan Williams	WR	6-3	217	R-Fr.	RS	Stamps, Ark. (Lafayette County HS)
97	Milton Williams	DE	6-4	262	R-Fr.	RS	Crowley, Texas (Crowley HS)
25	Bee Jay Williamson	S	6-1	184	Fr.	HS	Dallas, Texas (John Horn HS)
49	Isaiah Windmon	LB	6-1	191	Fr.	HS	Marrero, La. (John Ehret HS)
84	Javonte Woodard	WR	6-0	194	R-Jr.	2L	Haughton, La. (Haughton HS)
95	Matthew Ydarraga	DE	6-3	254	R-Sr.	3L	Baton Rouge, La. (Catholic HS)
48	Alex Zayed	LB	5-11	216	R-So.	1L	Destrehan, La. (Destrehan HS)

COACHING STAFF

Skip Holtz - Head Coach
Joe Sloan - Assistant Head Coach/Inside Receivers
Blake Baker - Defensive Coordinator/Safeties
Todd Fitch - Offensive Coordinator/Wide Receivers
Jeff Burris - Cornerbacks
Brian Gamble - Linebackers
Robert McFarland - Offensive Line
Rick Petri - Defensive Line
Tim Rattay - Quarterbacks
Tony Ball - Running Backs
Erik Link - Special Teams Coordinator
Kurt Hester - Head Strength & Conditioning Coach
Ed Jackson - Assistant AD/Character Education Coordinator
Kegan McDaniel - Graduate Assistant (Offense)
Spencer Patterson - Graduate Assistant (Offense)
Koy McFarland - Graduate Assistant (Defense)
Jake Swalley - Graduate Assistant (Defense)

PRONUNCIATION GUIDE

Charles Adeola	add-EE-oh-la
Jacorian Andrews	juh-CORE-ee-an
Ezekiel Barnett	eh-ZEEK-ee-uhl
Rhashid Bonnette	rah-SHEED bah-net
Zach Cousar	COW-zir
Jaqwis Dancy	jah-queese
La'Dante Davenport	LUH-dahn-tay
O'Shea Dugas	OH-SHAY DOO-GAHS
Davan Dyer	da-vuhn DYE-er
Jaylon Ferguson	JAY-luhn
Keonatye Garner	KEE-ahn-tay
Griffin Hebert	AYE-bair
Eric Kendzior	ken-zer
Ephraim Kitchen	eh-FROM
DeVante Lovett	duh-VON-tay love-ETT
Tahj Magee	tah-JH
Ka'Derrion Mason	kuh-DAIR-ee-uhn
Aaron Roberson	rah-ber-son
Biron Rossell	bi-ron rAA-suhl
J'Mar Smith	JAY-mar
L'Jarius Sneed	luh-JAIR-EE-us
Gewhite Stallworth	juh-WHITE
Wayne Toussant	TOO-sahnn
Israel Tucker	IHZ-rih-uhl
Immanuel Turner	ih-MAN-yoo-ell
Dae'Von Washington	DAY-vonn
Cualan Williams	QUAY-lan
Javonte Woodard	juh-von-TAY
Matthew Ydarraga	EEE-darga

NUMERICAL ROSTER

No.	Name	Pos.	Ht.	Wt.	Yr.	Exp.	Hometown (Previous School)
1	Rhashid Bonnette	WR	6-0	167	R-Jr.	2L	Loreauville, La. (Loreauville HS)
2	Connor Taylor	LB	6-0	220	Jr.	TR	Kaysville, Utah (Snow College)
3	Aaron Allen	QB	6-1	193	Fr.	HS	Missouri City, Texas (Ridge Point HS)
3	Trey Baldwin	LB	6-2	245	Jr.	TR	Orange, Texas (Trinity Valley CC)
4	Alfred Smith	WR	5-9	188	R-So.	1L	Destrehan, La. (Destrehan HS)
5	Michael Sam	CB	6-0	193	R-Jr.	TR	Lafayette, La. (Trinity Valley CC)
6	Adrian Hardy	WR	6-2	193	R-So.	1L	Houston, Texas (Dekaney HS)
7	Jaiden Cole	S	6-0	207	So.	1L	Monroe, La. (Neville HS)
8	Brandon Floyd	S	6-2	221	Jr.	TR	New Orleans, La. (Trinity Valley CC)
8	J'Mar Smith	QB	6-1	226	R-Jr.	2L	Meridian, Miss. (Meridian HS)
9	Teddy Veal	WR	6-0	191	R-Sr.	1L	Bridge City, La. (Tulane)
10	Westin Elliott	QB	6-5	224	Jr.	1L	Shallowater, Texas (Blinn College)
10	James Jackson	S	5-11	210	R-Jr.	2L	Haynesville, La. (Haynesville HS)
11	Jon Randall Belton	WR	6-3	210	R-So.	SQ	Monroe, La. (West Monroe HS)
13	Isaiah Graham	WR	6-0	183	Jr.	TR	Bastrop, La. (TCU/Bastrop HS)
14	Daniel Lewis	S	5-11	193	R-Sr.	TR	Morbihan, La. (Hawaii)
14	Praise Okorie	WR	5-10	170	So.	HS	Houston, Texas (Langham Creek HS)
15	Kam McKnight	RB/WR	6-2	214	R-Sr.	3L	Ethel, La. (East Feliciana HS)
16	Zach Cousar	TE	6-4	227	R-So.	1L	Oxford, Miss. (Oxford HS)
17	Brodrick Calhoun	CB	5-10	173	Fr.	HS	Dallas, Texas (John Horn HS)
18	Nate Cox	QB	6-8	216	R-Fr.	RS	Lafayette, La. (St. Thomas More HS)
18	Zach Hannibal	CB	6-0	182	R-So.	1L	Monroe, La. (Ouachita HS)
18	Will Parker	P/H	6-3	200	R-Sr.	1L	Denison, Texas (Denison HS)
19	Smoke Harris	WR	5-6	171	Fr.	HS	St. Francisville, La. (West Feliciana HS)
20	Kollin Hurt	S	6-3	190	R-Fr.	RS	Gilmer, Texas (Gilmer HS)
21	Amik Robertson	CB	5-9	180	So.	1L	Thibodaux, La. (Thibodaux HS)
22	Israel Tucker	RB	5-8	199	R-So.	1L	Metairie, La. (Archbishop Rummel HS)
23	Jaqwis Dancy	RB	5-11	194	R-Jr.	2L	Junction City, Ark. (Junction City HS)
24	Joshua Matthews	WR	6-2	184	R-Fr.	RS	Baton Rouge, La. (Dunham HS)
24	L'Jarius Sneed	CB	6-1	191	Jr.	2L	Minden, La. (Minden HS)
25	Bee Jay Williamson	S	6-1	184	Fr.	HS	Dallas, Texas (John Horn HS)
26	Jacorion Andrews	S	6-0	202	R-Fr.	RS	Monroe, La. (Neville HS)
27	Cualan Williams	WR	6-3	217	R-Fr.	RS	Stamps, Ark. (Lafayette County HS)
28	Jordan Baldwin	S	6-1	194	Sr.	1L	Amite, La. (Iowa Central CC)
29	Brady Farlow	K	5-11	184	Jr.	1L	Hattiesburg, Miss. (Jones County JC)
29	DeAndre Marcus	RB	6-1	213	Fr.	HS	Ruston, La. (Ruston HS)
30	Jordan Myles	RB	5-6	179	Fr.	HS	Benton, La. (Benton HS)
30	Aaron Roberson	CB	5-9	197	Sr.	2L	Shreveport, La. (Huntington HS)
31	Justin Henderson	RB	5-10	228	R-So.	TR	Lake Wales, Fla. (Coffeyville CC)
32	Trey Spencer	CB	5-11	187	Sr.	2L	Orange, Texas (West Orange-Stark HS)
33	Dae'Von Washington	LB	5-10	219	R-Sr.	3L	Alexandria, La. (Alexandria HS)
34	Reggie Cleveland	LB	6-0	242	R-So.	SQ	Baton Rouge, La. (Scotlandville HS)
34	Bailey Hale	K	5-11	196	R-Jr.	TR	Iowa Park, Texas (Eastern New Mexico)
35	Collin Scott	LB	6-0	225	R-Jr.	2L	Houston, Texas (Manvel HS)
36	Davan Dyer	P	6-4	225	Sr.	1L	Gilston, Australia (Griffith University)
37	Ephraim Kitchen	CB	5-10	175	R-Jr.	1L	Batesville, Miss. (South Panola HS)
38	Darryl Lewis	S	5-11	212	R-Jr.	2L	New Orleans, La. (Lusher HS)
39	Randy Hogan	LB	6-1	228	Sr.	1L	Pascagoula, Miss. (Pearl River CC)
40	Kyle Conrad	DS	6-2	207	R-So.	TR	Richmond, Texas (Notre Dame)
41	Bobby Holly	RB	6-1	243	R-Jr.	2L	Farmerville, La. (Union Parish HS)
42	Derek Turner	S	5-11	196	Fr.	HS	St. Francisville, La. (West Feliciana HS)
43	Xavier Lodge	S	5-11	195	Fr.	HS	Baton Rouge, La. (Woodlawn HS)
44	Brandon Durman	LB	6-2	225	Sr.	3L	Tyler, Texas (Tyler Lee HS)
45	Jaylon Ferguson	DE	6-5	262	R-Sr.	3L	St. Francisville, La. (West Feliciana HS)
46	Ezekiel Barnett	S	6-2	193	R-So.	1L	Benton, La. (Benton HS)
47	Eric Kendzior	DE	6-3	250	Jr.	2L	Deer Park, Texas (La Porte HS)
48	Alex Zayed	LB	5-11	216	R-So.	1L	Destrehan, La. (Destrehan HS)
49	Reeves Blankenship	DS	6-4	218	R-Fr.	RS	Springfield, La. (Springfield HS)
49	Isaiah Windmon	LB	6-1	191	Fr.	HS	Marrero, La. (John Ehret HS)
50	Chris Spence	DT	6-1	306	R-So.	TR	Jonesboro, La. (Arkansas-Monticello)
52	D.J. Jackson	DT	6-0	293	Fr.	HS	Dallas, Texas (West Mesquite HS)
54	Hanner Shipley	OL	6-5	292	R-Sr.	1L	Marble Falls, Texas (Blinn College)
55	Drew Kirkpatrick	OL	6-3	311	R-Jr.	TR	Uvalde, Texas (Blinn College)
56	Jacob Adams	LB	6-0	220	R-Fr.	RS	West Monroe, La. (West Monroe HS)
57	DeVante Lovett	OL	6-6	290	R-Jr.	1L	Strong, Ark. (Strong HS)
58	Charles Adeola	DT	6-3	259	R-Jr.	SQ	Slidell, La. (Northshore HS)
59	Noah Pitre	OL	6-6	263	Fr.	HS	Geismar, La. (Dutchtown HS)
61	Ethan Reed	OL	6-4	295	R-Jr.	2L	Orange, Texas (Little Cypress-Mauriceville HS)
62	Abraham Delfin	OL	6-1	305	R-Fr.	RS	Plaquemine, La. (Plaquemine HS)
64	Joshua Mote	OL	6-3	289	R-Fr.	RS	Oak Grove, La. (Oak Grove HS)
65	Kody Russey	OL	6-1	285	R-So.	1L	Burleson, Texas (Burleson HS)
66	Shane Carpenter	OL	6-6	318	R-Sr.	3L	Walker, La. (Walker HS)
68	Justin Throckmorton	OL	6-3	276	R-Fr.	RS	Ruston, La. (Ruston HS)
69	Drake Carroll	OL	6-2	274	Fr.	HS	Alexandria, La. (Holy Savior Menard HS)
72	Christian Henderson	OL	6-5	322	Fr.	HS	Greenwood, Miss. (Greenwood HS)
73	Willie Allen	OL	6-6	342	R-So.	TR	River Ridge, La. (Tyler JC)
74	O'Shea Dugas	OL	6-5	330	Sr.	3L	Lafayette, La. (Northside HS)
75	Michael Rodriguez	OL	6-6	296	R-Sr.	2L	La Porte, Texas (La Porte HS)
76	Biron Rossell	OL	6-4	286	Fr.	HS	West Memphis, Ark. (West Memphis Christian HS)
77	Gewhite Stallworth	OL	6-8	322	Sr.	2L	Houston, Texas (Navarro JC)
78	Taylor Fondal	OL	6-1	308	R-So.	SQ	New Iberia, La. (Westgate HS)
80	Griffin Hebert	WR	6-3	214	R-Fr.	RS	Lafayette, La. (St. Thomas More HS)
81	Cee Jay Powell	WR	5-7	163	R-So.	1L	Maringouin, La. (Livonia HS)
82	Peyton Braswell	TE	6-4	247	R-Jr.	SQ	Monroe, La. (St. Frederick's HS)
83	Jake Norris	WR	5-9	165	R-So.	1L	West Monroe, La. (West Monroe HS)
84	Javonte Woodard	WR	6-0	194	R-Jr.	2L	Haughton, La. (Haughton HS)
85	Willie Baker	DE	6-3	251	R-So.	1L	New Roads, La. (Livonia HS)
86	Wayne Toussant	WR	5-9	159	Fr.	HS	Maringouin, La. (Plaquemine HS)
87	George Scott	WR	6-1	198	So.	1L	Natchez, Miss. (Adams County Christian HS)
89	Tahj Magee	WR	5-11	186	Fr.	HS	Franklinton, La. (Franklinton HS)
90	Courtney Wallace	DT	6-2	309	R-Jr.	2L	Monroe, La. (Neville HS)
91	Steven Shaw	DE	6-5	264	Fr.	HS	Houston, Texas (Manvel HS)
92	La'Dante Davenport	DT	6-3	287	R-Jr.	1L	Shreveport, La. (Northwood HS)
93	Immanuel Turner	DE	6-3	287	Sr.	3L	Magnolia, Ark. (Magnolia HS)
94	Jordan Bradford	DT	6-2	288	Sr.	3L	Bay St. Louis, Miss. (St. Stanislaus HS)
95	Matthew Ydarraga	DE	6-3	254	R-Sr.	3L	Baton Rouge, La. (Catholic HS)
96	Ka'Derrion Mason	DT	6-4	291	Jr.	2L	McComb, Miss. (McComb HS)
97	Milton Williams	DE	6-4	262	R-Fr.	RS	Crowley, Texas (Crowley HS)
98	Tristan Allen	DE	6-4	249	R-Fr.	RS	Atlanta, Texas (Atlanta HS)
99	Keonatye Garner	DT	6-4	278	Sr.	2L	Jackson, Miss. (Copiah-Lincoln JC)

COACHING STAFF

Skip Holtz - Head Coach
Joe Sloan - Assistant Head Coach/Inside Receivers
Blake Baker - Defensive Coordinator/Safeties
Todd Fitch - Offensive Coordinator/Wide Receivers
Jeff Burris - Cornerbacks
Brian Gamble - Linebackers
Robert McFarland - Offensive Line
Rick Petri - Defensive Line
Tim Rattay - Quarterbacks
Tony Ball - Running Backs
Erik Link - Special Teams Coordinator
Kurt Hester - Head Strength & Conditioning Coach
Ed Jackson - Assistant AD/Character Education Coordinator
Kegan McDaniel - Graduate Assistant (Offense)
Spencer Patterson - Graduate Assistant (Offense)
Koy McFarland - Graduate Assistant (Defense)
Jake Swalley - Graduate Assistant (Defense)

PRONUNCIATION GUIDE

Charles Adeola	add-EE-oh-la
Jacorian Andrews	juh-CORE-ee-an
Ezekiel Barnett	eh-ZEEK-ee-uhl
Rhashid Bonnette	rah-SHEED bah-net
Zach Cousar	COW-zir
Jaqwis Dancy	jah-queese
La'Dante Davenport	LUH-dahn-tay
O'Shea Dugas	OH-SHAY DOO-GAHS
Davan Dyer	da-vuhn DYE-er
Jaylon Ferguson	JAY-luhn
Keonatye Garner	KEE-ahn-tay
Griffin Hebert	AYE-bair
Eric Kendzior	ken-zer
Ephraim Kitchen	eh-FROM
DeVante Lovett	duh-VON-tay love-ETT
Tahj Magee	tah-JH
Ka'Derrion Mason	kuh-DAIR-ee-uhn
Aaron Roberson	rah-ber-son
Biron Rossell	bi-ron rAA-suhl
J'Mar Smith	JAY-mar
L'Jarius Sneed	luh-JAIR-EE-us
Gewhite Stallworth	juh-WHITE
Wayne Toussant	TOO-sahnn
Israel Tucker	IHZ-rih-uhl
Immanuel Turner	ih-MAN-yoo-ell
Dae'Von Washington	DAY-vonn
Cualan Williams	QUAY-lan
Javonte Woodard	juh-von-TAY
Matthew Ydarraga	EEE-darga

BULLDOGS FROM LOUISIANA

A - ALEXANDRIA (2): Drake Carroll, Dae'Von Washington
B - AMITE (1): Jordan Baldwin
C - BASTROP (1): Isaiah Graham
D - BATON ROUGE (4): Reggie Cleveland, Xavier Lodge, Joshua Matthews, Matthew Ydarraga
E - BENTON (2): Ezekiel Barnett, Jordan Myles
F - BRIDGE CITY (1): Teddy Veal
G - DESTREHAN (2): Alfred Smith, Alex Zayed
H - ETHEL (1): Kam McKnight
I - FARMERVILLE (1): Bobby Holly
J - FRANKLINTON (1): Tahj Magee
K - GEISMAR (1): Noah Pitre
L - HAUGHTON (1): Javonte Woodard
M - HAYNESVILLE (1): James Jackson
N - JONESBORO (1): Chris Spence
O - LAFAYETTE (4): Nate Cox, O'Shea Dugas, Griffin Hebert, Michael Sam
P - LOREAUVILLE (1): Rhashid Bonnette
Q - MARINGOUIN (2): Cee Jay Powell, Wayne Toussant
R - MARRERO (1): Isaiah Windmon
S - METAIRIE (1): Israel Tucker
T - MINDEN (1): L'Jarius Sneed
U - MONROE (6): Jacorion Andrews, Jon Randall Belton, Peyton Braswell, Jaiden Cole, Zach Hannibal, Courtney Wallace
V - MORBIHAN (1): Daniel Lewis
W - NEW IBERIA (1): Taylor Fondal
X - NEW ORLEANS (2): Brandon Floyd, Darryl Lewis
Y - NEW ROADS (1): Willie Baker
Z - OAK GROVE (1): Joshua Mote
AA - PLAQUEMINE (1): Abraham Delfin
BB - RIVER RIDGE (1): Willie Allen
CC - RUSTON (2): DeAndre Marcus, Justin Throckmorton
DD - SHREVEPORT (2): La'Dante Davenport, Aaron Roberson
EE - SLIDELL (1): Charles Adeola
FF - SPRINGFIELD (1): Reeves Blankenship
GG - ST. FRANCISVILLE (3): Jaylon Ferguson, Davon "Smoke" Harris, Derek Turner
HH - THIBODAUX (1): Amik Robertson
II - WALKER (1): Shane Carpenter
JJ - WEST MONROE (2): Jacob Adams, Jake Norris



BULLDOGS ACROSS THE WORLD

ARKANSAS (5): Jaqwis Dancy, DeVante Lovett, Biron Rossell, Immanuel Turner, Cualan Williams

FLORIDA (1): Justin Henderson

MISSISSIPPI (10): Jordan Bradford, Zach Cousar, Brady Farlow, Keonatye Garner, Christian Henderson, Randy Hogan, Ephraim Kitchen, Ka'Derrion Mason, George Scott III, J'Mar Smith

TEXAS (25): Aaron Allen, Tristan Allen, Tre Baldwin, Brodrick Calhoun, Kyle Conrad, Brandon Durman, Westin Elliott, Bailey Hale, Adrian Hardy, Kollin Hurt, D.J. Jackson, Eric Kendzior, Drew Kirkpatrick, Praise Okorie, Will Parker, Ethan Reed, Michael Rodriguez, Kody Russey, Collin Scott, Steven Shaw, Hanner Shipley, Trey Spencer, Gewhite Stallworth, Milton Williams, Bee Jay Williamson

UTAH (1): Connor Taylor

AUSTRALIA (1): Davan Dyer

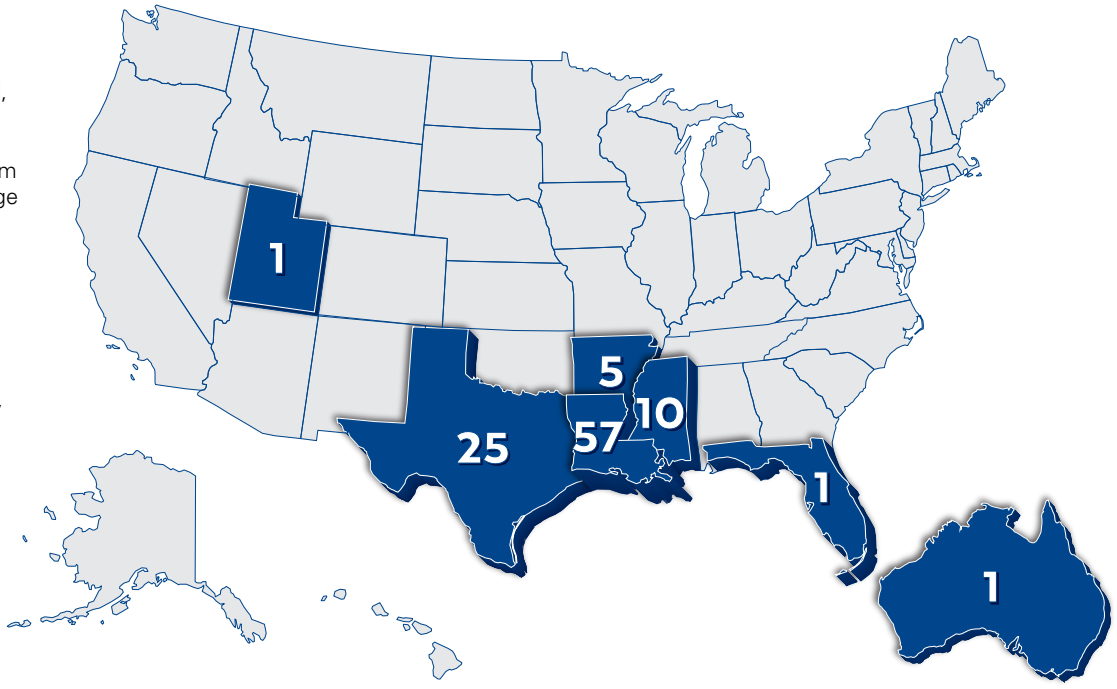


SKIP
HOLTZ
HEAD COACH
COACHING
STAFF
LA TECH



SKIP
HOLTZ
HEAD COACH
@CoachSHoltz

Skip Holtz enters his sixth year as the head coach at Louisiana Tech after former Louisiana Tech University President Dr. Dan Reneau introduced former University of South Florida coach Skip Holtz as the 33rd head football coach of the Bulldogs during a press conference on Friday, Dec. 14, 2012 in the Jarrell Room of the Charles Wyly Athletic Center.

The 2017 season brought a multitude of new faces for the Bulldogs after losing three of the nation's top offensive players to graduation and the NFL Draft. Despite some growing pains along the way (LA Tech dropped three one-point games and an overtime affair), Holtz and the Bulldogs closed out the 2017 regular season on a twogame winning streak to reach bowl eligibility for a fourth straight season, a feat only one other school in Conference USA has achieved over the past four years. From there, Holtz guided LA Tech to a convincing 51-10 victory over No. 25-ranked SMU in the inaugural DXL Frisco Bowl as the Bulldogs joined Georgia, Utah and Wisconsin as one of only four schools in the nation (and the only non-Power 5 program) to win bowl games in each of the last four seasons.

In 2016, Holtz earned Conference USA Coach of the Year honors after he guided the Bulldogs to yet another highly successful campaign as Louisiana Tech finished the season with a 9-5 overall record, a Conference USA West Division title and a bowl victory. It marks the first time in school history the Bulldogs have posted three consecutive 9-win seasons and three straight bowl appearances and victories.

LA Tech's 48-45 victory over No. 25-ranked Navy in the 2016 Lockheed Martin Armed Forces Bowl came down to a last-second game-winning field goal and marked the Bulldogs' first win over a Top 25 team since the 2005 season.

Holtz led the 2015 team to several firsts in school history including the first time the Bulldogs have won back-to-back bowl games behind one of the most potent offenses in school history. Louisiana Tech recorded more than 400 offensive yards through its first 10 games of the season, the first time any Bulldog team has achieved such a feat. Tech went on to a 9-4 record after dismantling Arkansas State, 47-28, in the R+L Carriers New Orleans Bowl.

In just his second season at the helm of the Bulldogs, Holtz enjoyed a five-win improvement from his inaugural campaign as the 15-year coaching veteran led LA Tech to a 9-5 record and a Conference USA West Division title in the team's second year as a member of the league. Holtz and the Bulldogs capped off the 2014 season with a 35-18 win over Big Ten opponent Illinois in the Zaxby's Heart of Dallas Bowl at Cotton Bowl Stadium on Dec. 26, 2014.

In 2014, Holtz engineered an offense that was ranked fourth most improved with an average of 37.4 points per game, while Louisiana Tech was the national leader in points off of turnovers on the defensive side of the ball.

In his first season, Holtz inherited a team that lost 35 seniors with seven being invited to NFL camps (two through the NFL Draft) and brought together the team as it entered a new conference (Conference USA) under a new President and new Athletics Director, going 4-8.

Holtz had spent the past three seasons as the head football coach at the University of South Florida. He has also served as the head coach at the University of Connecticut and East Carolina University where he won back-to-back Conference USA titles with the Pirates in 2008 and 2009. He also led his teams to five consecutive post-season bowl games between 2006 and 2010.

"I am extremely excited about the opportunity to have a coach of the caliber and experience of Skip Holtz leading our football program into the future," said Reneau during the introductory press conference. "The success he has had throughout his career as a head coach is solid and will offer a unique opportunity for our student-athletes to learn from one of the best."

"It's a privilege to welcome Coach Holtz and his family to Louisiana Tech and to the Louisiana Tech Family."

Holtz was hired following a national search led by then Louisiana Tech President-Elect Dr. Les Guice.

"Coach Holtz is a talented coach with a solid record of success and experience," said Guice. "He has great knowledge of the game, tremendous character, exceptional leadership abilities, and a professional approach that will serve him well as head coach at Louisiana Tech.

Holtz has participated in 16 postseason games in his coaching career, including eight as a head coach and eight as an assistant coach. Of the eight games as head coach, six occurred in the Football Bowl Subdivision (FBS) and two occurred in the Football Championship Subdivision (FCS).

In his first season at South Florida, Holtz promptly led the Bulls to their fifth consecutive eight-win season, making them one of just 15 teams nationally that had won at least eight games during that time span and one of only 10 teams in BCS leagues to accomplish the feat. In addition, USF played in its sixth consecutive bowl game, a 31-26 victory over Clemson in the Meineke Car Care Bowl. At the time, USF was one of just six programs nationally that had reached postseason play in each year as a BCS league member. In addition, with the victory, USF was one of just four programs that had won three consecutive bowl games.

In 2010, USF accomplished numerous firsts under Holtz. The Bulls won at Cincinnati and at Louisville for the first time in program history and beat Rutgers in Tampa for the first time. In addition, USF traveled to Miami and defeated the Hurricanes in an overtime thriller, 23-20, marking the Bulls first win over Miami in program history.

The 2011 season showed major improvement on the field, if not in the record, as USF finished 5-7 thanks to numerous heartbreaking defeats. After starting 4-0, including a huge win at Notre Dame to open the season, the Bulls dropped six of their final seven games by a combined 28 points or 4.7 points per game. Included in those six losses were four 3-point defeats, three of which came on the final play of the game. USF was the only team in the nation that lost three games at the final gun.

Looking past the wins and losses, the Bulls improved in virtually every statistical category, especially on offense. USF improved its national ranking in total offense 75 spots from 2010 to 2011, the largest jump of any school in the country. The biggest improvement came in the passing game, where USF improved by 85 yards per game. Only two teams saw a greater jump in the passing offense national rankings. In addition, the Bulls improved 39 spots in rushing offense. Defensively, the Bulls finished second nationally in TFL and fourth in sacks and in the top 40 in run defense, total defense and scoring defense.

Holtz went to USF after five seasons at East Carolina, where he won back-to-back Conference USA Championships in 2008 and `09 and finished with a 38-27 record. Holtz also spent five years as head coach at Connecticut, where he amassed a 34-23 record.

Holtz led ECU to unprecedented heights, including four-straight winning seasons, a quartet of bowl game appearances and the back-to-back league crowns.

A once-proud program, Holtz quickly revived the Pirates, which had stumbled to record just three wins in a 25-game period in the two-plus seasons prior to his arrival in 2005.

He promptly instilled a sense of pride, commitment, character and discipline into a Pirate team that went on to reward its loyal and passionate fan base with the school's first-ever run of four consecutive bowl invitations and the program's first four-year streak of winning seasons since the 1970s.

The drastic turnaround at ECU, which included a 7-6 finish in 2006, an 8-5 ledger in 2007, a 9-5 mark in 2008 and another nine-win campaign in 2009, coincided with dramatic school-record attendance increases at Dowdy-Ficklen Stadium.

While the initial success in 2005 relied heavily on a wide-open offensive assault, it was a no-nonsense and fundamentally-sound defensive effort that launched the Pirates back into college football's competitive arena a year later.

Holtz followed by using a combination of both in 2007, offering a well-balanced offense and a run-stopping, ball-hawking defense to lead East Carolina to its highest Conference USA win total in school history at that time. The Pirates ended up just one victory shy of earning a berth in the league championship game, despite playing one of the toughest schedules in program history, which was loaded with four Bowl Championship Series members.

In addition to guiding ECU to its first postseason win since 2000 with a 41-38 victory over No. 24 Boise State in the Sheraton Hawai'i Bowl, Holtz fine-tuned the efforts of running back Chris Johnson, who was college football's national statistical champion in all-purpose yards. Johnson also became the program's second first-round draft choice (first since 1992) when the Tennessee Titans selected him with their initial pick in April, 2008. Johnson went on to be named the 2009 NFL Offensive Player of the Year.

In 2008, Holtz earned Conference USA Coach of the Year honors, while leading the Pirates to a spot in the Conference USA Championship game. ECU defeated Tulsa to claim the program's first conference title in 32 years, earning a bid to the AutoZone Liberty Bowl. During that season, Holtz led the Pirates to a No. 14 ranking in the polls and victories over No. 17 Virginia Tech and No. 8 West Virginia.

Holtz continued his success at East Carolina in 2009, leading the Pirates to a second consecutive Conference USA Championship. They became the first team in C-USA Championship game history to post consecutive victories.

Prior to his time in Greenville, Holtz spent six seasons at South Carolina. He wore several hats during his tenure with the Gamecocks, coaching the quarterbacks his first four seasons, before handling the tight ends in 2003 and then returning to guide the signal-callers in `04. He displayed his all-around abilities as a coach in working closely with the Gamecock offense in addition to handling a variety of duties as assistant head coach under his father, the legendary Lou Holtz.

While at South Carolina, Holtz was recognized as an Assistant Coach-of-the-Year in 2001 by the All-American Football Foundation. That year, the Gamecocks ranked second in the Southeastern Conference in rushing offense, and under Holtz's tutelage, senior Phil Petty went on to lead South Carolina to 17 victories in his last 23 starts, including back-to-back Outback Bowl wins over Ohio State in 2001 (24-7) and `02 (31-28).

Holtz went to South Carolina after a successful five-year stint as head coach at fellow BIG EAST school, Connecticut. While at UConn, he led the Huskies to their best season in school history, up to that point, in 1998 and was recognized as one of the top young coaching talents in the country.

Holtz has been credited for developing

HOLTZ COACHING EXPERIENCE

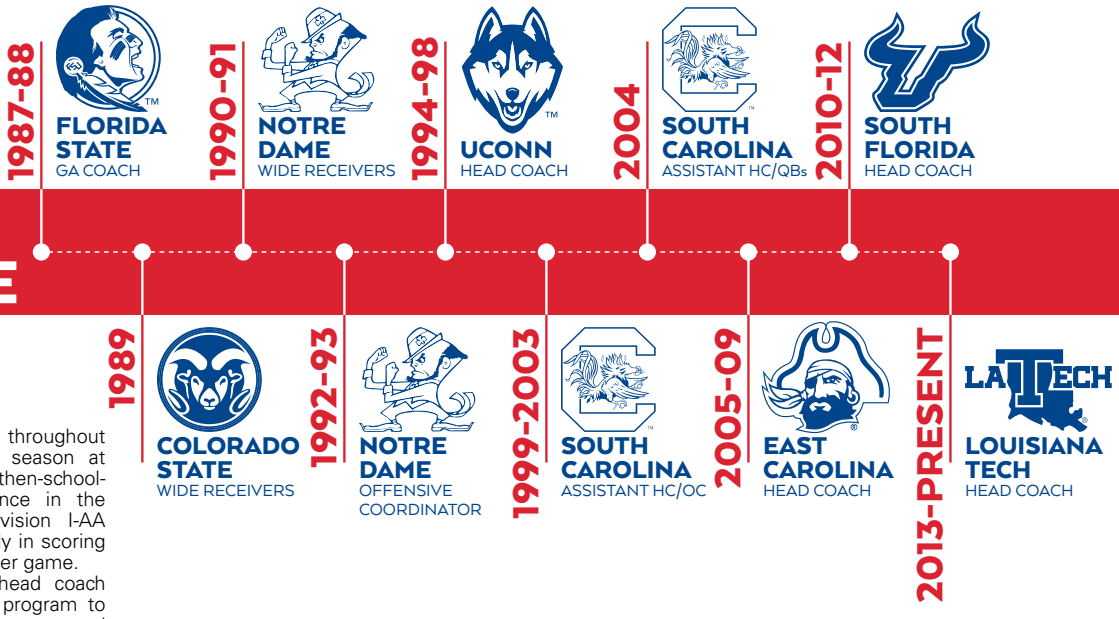

high-powered and prolific offenses throughout his coaching career. During his last season at Connecticut, he led the Huskies to a then-school-record 10 victories and an appearance in the quarterfinal round of the NCAA Division I-AA playoffs. His team ranked 11th nationally in scoring offense and averaged nearly 36 points per game.

During his five-year tenure as head coach at UConn, Holtz guided the Huskies' program to national top 25 rankings the last four seasons and unprecedented success in the school's 100-year football history, which provided a firm foundation for the school's eventual move to the FBS level in 2002.

The success Holtz earned on the field at Connecticut during his first head coaching tenure was matched by his involvement in the community as a successful speaker, clinician and humanitarian - often donating his time and effort to many charitable and educational organizations. He served as the honorary chairman for Camp Courant in Hartford for four consecutive years, helping fund-raising efforts to send more than 1,000 under-privileged area children to recreational and educational camps during the summer. Holtz was also actively involved with the American Diabetes Association, serving as an honorary chairman and member of the Board of Trustees for two years.

Holtz was honored in 1996 with the National Football Foundation Man-of-the-Year Award and was a member of the Foundation's ethics committee. He was also the recipient of the Franciscan Life Center's St. Francis Award in 1995, an honor given for his dedication and support of Christian values and outstanding athletic achievements.

Prior to taking the head coaching job at UConn, Holtz worked on the offensive staff under his father at Notre Dame. He spent four years at Notre Dame and served as the Fighting Irish's offensive coordinator during the 1992 and `93 seasons.

During those years, Holtz was in charge of one of the country's most potent offensive attacks - a period in which the Irish compiled a 21-2-1 record. The 1992 Notre Dame offense ranked third nationally in total offense, averaging better than 470 yards per game. The 1993 Irish offense, despite the loss of All-America running backs Jerome Bettis and Reggie Brooks, ended the season ranked No. 9 in scoring offense (36.6 points per game). During Holtz's two seasons as offensive coordinator at Notre Dame, the Irish offense averaged nearly 37 points per game.

Holtz has also served on the coaching staffs at Florida State and Colorado State. While serving on Bobby Bowden's FSU staff in 1987 and `88, the Seminoles rolled to a 22-2 record, captured the Sugar and Fiesta Bowl titles and earned a No. 2 and No. 3 national rank, respectively.

In all, he has been involved in eight New Year's Day bowl games during his coaching career. Prior to his stint at South Carolina, the overall record of teams he had been associated with as an assistant coach was an impressive 67-15-2.

Born March 12, 1964, in Willimantic, Conn., Louis "Skip" Holtz spent the first two years of his life in Connecticut, while his father served as the top football assistant on the Huskies' staff from 1964-65. He was a prep quarterback at Fayetteville (Ark.) High School, while his father was the head coach at the University of Arkansas.

He attended Holy Cross Junior College in South Bend, Ind., for two years before transferring to Notre Dame in 1984. Holtz earned his bachelor's degree in business management in 1986 and was a football letterwinner for the Irish that same year, appearing in all 11 games as a special teams member and backup flanker.

Skip and his wife, Jennifer, are the parents of three children: Louis Leo (Trey) Holtz III, Chad Fitzgerald Holtz and Hailey Elizabeth Holtz.

Bowl/Postseason Experience

Year	Bowl/Postseason Round	Final Score
1988	Fiesta Bowl	Florida State 31, Nebraska 28 (No. 2 final national rank)
1989	Sugar Bowl	Florida State 13, Auburn 7 (No. 3 final national rank)
1991	Orange Bowl	Colorado 10, Notre Dame 9 (No. 6 final national rank)
1992	Sugar Bowl	Notre Dame 39, Florida 28 (No. 13 final national rank)
1993	Cotton Bowl	Notre Dame 28, Texas A&M 3 (No. 4 final national rank)
1994	Cotton Bowl	Notre Dame 24, Texas A&M 21 (No. 2 final national rank)
1998	NCAA Division I-AA Playoffs	UConn 42, Hampton 34
		Georgia Southern 52, UConn 30
2001	Outback Bowl	South Carolina 24, Ohio State 7 (No. 19 final national rank)
2002	Outback Bowl	South Carolina 31, Ohio State 28 (No. 13 final national rank)
2006	PapaJohns.com Bowl	South Florida 24, East Carolina 7
2007	Sheraton Hawai'i Bowl	East Carolina 41, Boise State 38
2008	AutoZone Liberty Bowl	Kentucky 25, East Carolina 19
2009	AutoZone Liberty Bowl	Arkansas 20, East Carolina 17 [OT]
2010	Meineke Car Care Bowl	South Florida 31, Clemson 26
2014	Zaxby's Heart of Dallas Bowl	LA Tech 35, Illinois 18
2015	R+L Carriers New Orleans Bowl	LA Tech 47, Arkansas State 28
2016	Lockheed Martin Armed Forces Bowl	LA Tech 48, Navy 45
2017	DXL Frisco Bowl	LA Tech 51, SMU 10

Coaching Records

Years	School	Record (Pct.)/Years	Position
1987-88	Florida State	22-2 (.917)/2 Years	Graduate Assistant Coach
1989	Colorado State	5-5-1 (.500)/1 Year	Assistant Coach
1990-93	Notre Dame	40-8-1 (.827)/4 Years	Assistant Coach
1994-98	Connecticut	34-23 (.596)/5 Years	Head Coach
1999-2004	South Carolina	33-37 (.471)/6 Years	Assistant Coach
2005-09	East Carolina	38-27 (.584)/5 Years	Head Coach
2010-12	South Florida	16-21 (.432)/3 Years	Head Coach
2013-Present	Louisiana Tech	38-28 (.575)/5 years	Head Coach
Totals	**Head Coach**	**126-99 (.560)/18 years**	
	Assistant Coach	**100-52-2 (.650)/13 Years**	
	Collegiate Coach	**226-151-2 (.597)/31 years**	

Playing Experience

Years	School	Years Lettered (Position)
1979-82	Fayetteville HS, Fayetteville, Ark.	4 (QB)
1986	Notre Dame, South Bend, Ind.	1 (special teams/flanker)

Education

Years	School	Degree
1986	University of Notre Dame	B.S. in business management

Personal Information

Full Name: Louis Leo "Skip" Holtz
Born: March 12, 1964 in Willimantic, Conn.
Wife: the former Jennifer Fitzgerald of Port Charlotte, Fla.
Children: Louis Leo "Trey" Holtz, III; Chad Fitzgerald Holtz; Hailey Elizabeth Holtz

SKIP HOLTZ YEAR-BY-YEAR

UCONN 1994-98

1994 (4-7, 4-4 Yankee)

Date	Opponent	W/L	Score
9/3	Nicholls State	L	7-16
9/10	Troy State	L	21-31
9/17	Richmond	W	36-21
9/24	at New Hampshire	L	19-20
10/1	at Yale	L	17-28
10/8	Villanova	W	26-10
10/15	Maine	L	31-35
10/22	Rhode Island	W	33-16
11/5	at Boston University	L	9-26
11/12	at James Madison	L	20-48
11/19	at UMass	W	21-13

1995 (8-3, 5-3 Yankee)

Date	Opponent	W/L	Score
9/9	New Hampshire	W	23-21
9/16	Central Connecticut	W	54-9
9/23	Buffalo	W	26-25
9/30	at Yale	W	39-20
10/7	at Villanova	W	14-13
10/14	at Maine	W	31-30
10/21	at Rhode Island	L	19-24
10/28	Northeastern	L	9-10
11/4	Boston University	W	28-17
11/11	at James Madison	L	16-24
11/18	UMass	W	20-7

1996 (5-6, 3-5 Yankee)

Date	Opponent	W/L	Score
9/7	at Buffalo	W	20-3
9/14	Northeastern	W	21-19
9/21	at New Hampshire	L	13-21
9/28	at Yale	W	42-6
10/5	Villanova	L	27-38
10/12	Maine	L	16-17
10/19	Rhode Island	W	forfeit
10/26	Hofstra	L	16-24
11/2	at Boston University	W	45-10
11/9	James Madison	L	6-14
11/16	at UMass	L	38-39

1997 (7-4, 4-4 Atlantic 10)

Date	Opponent	W/L	Score
9/13	Northeastern	W	38-26
9/20	at Hofstra	W	35-31
9/27	at Yale	W	28-0
10/4	Buffalo	W	55-0
10/11	at Maine	L (3 OT)	47-49
10/18	Williams & Mary	L	17-38
10/25	Rhode Island	W	37-21
11/1	Boston University	W	45-7
11/8	at Delaware	L	29-37
11/15	at UMass	W	49-16
11/22	New Hampshire	L	18-21

1998 (10-3, 6-2 Atlantic 10)

Date	Opponent	W/L	Score
9/5	at Colgate	W	45-35
9/19	Maine	W	35-27
9/26	at Yale	W	63-21
10/3	at New Hampshire	L	20-34
10/10	Hofstra	W	40-18
10/17	UMass	W (OT)	44-41
10/24	Rhode Island	W	31-17
10/31	at Northeastern	W	32-22
11/7	Delaware	L	17-59
11/14	at William & Mary	W	34-26
11/21	at UMass	W	28-27
11/28	Hampton (1)	W	42-34
12/5	at Georgia Southern (1)	L	30-52

EAST CAROLINA 2005-09

2005 (5-6, 4-4 C-USA)

Date	Opponent	W/L	Score
9/3	Duke	W	24-21
9/17	at Wake Forest	L	34-44
9/24	at West Virginia	L	15-20
10/1	Southern Miss	L	7-33
10/8	Rice	W	41-28
10/15	at SMU	W	24-17
10/22	at Memphis	L	24-27
10/29	UCF	L	20-30
11/12	at Tulsa	L	13-45
11/19	at Marshall	W	34-29
11/26	UAB	W	31-23

2006 (7-6, 5-3 C-USA)

Date	Opponent	W/L	Score
9/2	at Navy	L	23-28
9/9	at UAB	L	12-17
9/16	Memphis	W	35-20
9/23	West Virginia	L	10-27
10/7	Virginia	W	31-21
10/14	Tulsa	L	10-31
10/21	SMU	W	38-21
10/28	at Southern Miss	W (OT)	20-17
11/4	at UCF	W	23-10
11/11	Marshall	W	33-20
11/18	at Rice	L	17-18
11/25	at North Carolina St	W	21-16
12/23	South Florida (2)	L	7-24

2007 (8-5, 6-2 C-USA)

Date	Opponent	W/L	Score
9/1	at Virginia Tech	L	7-17
9/8	North Carolina	W	34-31
9/15	Southern Miss	L	21-28
9/22	at West Virginia	L	7-48
9/29	at Houston	W	37-35
10/6	UCF	W	52-38
10/13	at UTEP	W (OT)	45-42
10/20	North Carolina St	L	20-34
10/27	UAB	W	41-6
11/3	at Memphis	W	56-40
11/10	at Marshall	L	7-26
11/24	Tulane	W	35-12
12/23	vs. Boise State (3)	W	41-38

2008 (9-5, 6-2 C-USA)

Date	Opponent	W/L	Score
8/30	Virginia Tech (4)	W	27-22
9/6	West Virginia	W	24-3
9/13	at Tulane	W	28-24
9/20	at North Carolina St	L (OT)	24-30
9/27	Houston	L	24-41
10/11	at Virginia	L	20-35
10/18	Memphis	W	30-10
11/2	at UCF	W (OT)	13-10
11/8	Marshall	W (OT)	19-16
11/15	at Southern Miss	L	3-21
11/22	at UAB	W	17-13
11/28	UTEP	W	53-21
12/6	at Tulsa (5)	W	27-24
1/2	vs. Kentucky (6)	L	19-25

2009 (9-5, 7-1 C-USA)

Date	Opponent	W/L	Score
9/5	Appalachian State	W	29-24
9/12	at West Virginia	L	20-35
9/19	at North Carolina	L	17-31
9/26	UCF	W	19-14
10/3	at Marshall	W	21-17
10/10	at SMU	L	21-28
10/17	Rice	W	49-13
10/27	at Memphis	W	38-19
11/5	Virginia Tech	L	3-16
11/15	at Tulsa	W	44-17
11/21	UAB	W	37-21
11/28	Southern Miss	W	25-20
12/5	Houston (5)	W	38-32
1/2	vs. Arkansas (6)	L (OT)	17-20

SOUTH FLORIDA 2010-12

2010 (8-5, 3-4 Big East)

Date	Opponent	W/L	Score
9/5	Stony Brook	W	40-7
9/12	at Florida	L	14-38
9/26	Western Kentucky	W	24-12
10/2	FAU	W	31-3
10/9	Syracuse	L	9-13
10/14	at West Virginia	L	6-20
10/22	Cincinnati	W	38-30
11/3	Rutgers	W	28-27
11/13	at Louisville	W (OT)	24-21
11/20	Pittsburgh	L	10-17
11/27	at Miami (Fla.)	W (OT)	23-20
12/4	UConn	L	16-19
12/31	vs. Clemson (7)	W	31-26

2011 (5-7, 1-6 Big East)

Date	Opponent	W/L	Score
9/3	at Notre Dame	W	23-20
9/10	Ball State	W	37-17
9/17	Florida A&M	W	70-17
9/24	UTEP	W	54-24
9/29	at Pittsburgh	L	17-44
10/15	at UConn	L	10-16
10/22	Cincinnati	L	34-37
11/5	at Rutgers	L	17-20
11/11	at Syracuse	W	37-17
11/19	Miami (Fla.)	L	3-6
11/25	Louisville	L	24-34
12/1	West Virginia	L	27-30

2012 (3-9, 1-6 Big East)

Date	Opponent	W/L	Score
9/1	Chattanooga	W	34-13
9/8	at Nevada	W	32-31
9/13	Rutgers	L	13-23
9/22	at Ball State	L	31-27
9/29	#4 Florida State	L	17-30
10/6	at Temple	L	28-37
10/20	at Louisville	L	25-27
10/27	Syracuse	L	36-37
11/3	UConn	W	13-6
11/17	at Miami (Fla.)	L	9-40
11/23	at Cincinnati	L	10-27
12/1	Pittsburgh	L	3-27

LOUISIANA TECH 2013-PRESENT

2013 (4-8, 3-5 C-USA)

Date	Opponent	W/L	Score
8/31	at North Carolina St	L	14-40
9/7	Lamar	W	27-14
9/12	Tulane	L	15-24
9/21	at Kansas	L	10-13
9/28	vs. Army (8)	L	16-35
10/5	at UTEP	W	38-35
10/19	North Texas	L	13-28
10/26	at FIU	W	23-7
11/9	Southern Miss	W	36-13
11/16	at Rice	L	14-52
11/23	Tulsa	L	14-24
11/30	at UTSA	L	10-30

2014 (9-5, 7-1 C-USA)

Date	Opponent	W/L	Score
8/30	at Oklahoma	L	16-48
9/6	at UL-Lafayette	W	48-20
9/11	at North Texas	W	42-21
9/20	Northwestern State	L	27-30
9/27	at Auburn	L	17-45
10/4	UTEP	W	55-3
10/18	UTSA	W	27-20
10/25	at Southern Miss	W	31-20
11/1	Western Kentucky	W	59-10
11/8	at UAB	W	40-24
11/22	at Old Dominion	L (OT)	27-30
11/29	Rice	W	76-31
12/6	at Marshall (5)	L	23-26
12/26	vs. Illinois (9)	W	35-18

2015 (9-4, 6-2 C-USA)

Date	Opponent	W/L	Score
9/5	Southern	W	62-15
9/10	at Western Kentucky	L	38-41
9/19	at Kansas State	L (3OT)	33-39
9/26	FIU	W	27-17
10/3	Louisiana-Lafayette	W	43-14
10/10	at UTSA	W	34-31
10/17	at Mississippi State	L	20-45
10/24	Middle Tennessee	W	45-16
10/30	at Rice	W	42-17
11/7	North Texas	W	56-13
11/21	at UTEP	W	17-15
11/28	Southern Miss	L	24-58
12/19	Arkansas State (10)	W	47-28

2016 (9-5, 6-2 C-USA)

Date	Opponent	W/L	Score
9/3	at Arkansas	L	20-21
9/10	SC STATE	W	53-24
9/17	at Texas Tech	L	45-59
9/24	at Middle Tennessee	L	34-38
10/1	UTEP	W	28-7
10/6	WKU	W	55-52
10/15	at UMass	W	56-28
10/22	at FIU	W	44-24
10/29	RICE	W	61-16
11/5	at North Texas	W	45-24
11/12	UTSA	W	63-35
11/25	at Southern Miss	L	24-39
12/3	WKU (5)	L	44-58
12/19	#25 Navy (11)	W	48-45

2017 (7-6, 4-4 C-USA)

Date	Opponent	W/L	Score
9/2	NORTHWESTERN ST.	W	52-24
9/9	MISSISSIPPI STATE	L	21-57
9/16	at WKU	W	23-22
9/23	at South Carolina	L	16-17
9/30	SOUTH ALABAMA	W	34-16
10/7	at UAB	L	22-23
10/21	SOUTHERN MISS	L (2 OT)	27-34
10/28	at Rice	W	42-28
11/4	NORTH TEXAS	L	23-24
11/11	FLORIDA ATLANTIC	L	23-48
11/18	at UTEP	W	42-21
11/25	UTSA	W	20-6
12/20	#25 SMU (12)	W	51-10

Legend

(1) – NCAA Division I-AA Playoffs
(2) – PapaJohns.com Bowl, Birmingham, Ala.
(3) – Sheraton Hawai'i Bowl, Honolulu, Hawai'i
(4) – at Charlotte, N.C.
(5) – Conference USA Championship Game
(6) – AutoZone Liberty Bowl, Memphis, Tenn.
(7) – Meineke Car Care Bowl, Charlotte, N.C.
(8) – Heart of Dallas Classic, Cotton Bowl, Dallas, Texas
(9) – Heart of Dallas Bowl, Cotton Bowl, Dallas, Texas
(10) – New Orleans Bowl, Superdome, New Orleans, La.
(11) – Armed Forces Bowl, Amon G. Carter Stadium, Fort Worth, Texas
(12) – DXL Frisco Bowl, Toyota Stadium, Frisco, Texas

BULLDOG COACHING STAFF



BLAKE
BAKER

DEFENSIVE COORDINATOR

@BlakeWBaker

FIFTH SEASON AT LA TECH

PERSONAL
Birthdate: June 10, 1982
Family: Wife, Roslyn; Daughter, Anderson; Son, Byron

EDUCATION
College: Tulane – 2008

PLAYING EXPERIENCE
2000-04 Tulane

COACHING EXPERIENCE
2009 Clear Springs HS – wide receivers
2010-12 Texas – graduate assistant/defense
2013 Arkansas State – safeties
2014 Louisiana Tech – safeties
2015 Louisiana Tech – defensive coordinator/ linebackers
2016-- Louisiana Tech – defensive coordinator/ safeties

BOWL EXPERIENCE
2002 Hawai'i Bowl (Tulane, player)
2011 Holiday Bowl (Texas)
2012 Alamo Bowl (Texas
2014 GoDaddy.com Bowl (Arkansas State)
2014 Zaxby's Heart of Dallas Bowl (Louisiana Tech)
2015 R+L Carriers New Orleans Bowl (Louisiana Tech)
2016 Lockheed Martin Armed Forces Bowl (Louisiana Tech)
2017 DXL Frisco Bowl (Louisiana Tech)



TONY
BALL

RUNNING BACKS

@CoachBallLATech

SECOND SEASON AT LA TECH

PERSONAL
Birthdate: July 28, 1959
Family: Wife, Maria; Children, Anthony and Keshea

EDUCATION
College: UT-Chattanooga– 1983 (bachelor's)
Austin Peay – 1987 (master's)

PLAYING EXPERIENCE
1977-80 UT-Chattanooga (RB)

COACHING EXPERIENCE
1985-86 Austin Peay – graduate assistant
1987 South Carolina – volunteer/RBs
1988 UT-Chattanooga – receivers
1989 East Tennessee – running backs
1990-91 UT-Chattanooga – receivers
1992-94 Holy Cross – running backs
1995-97 Louisville – receivers
1998-05 Virginia Tech – receivers
2006-08 Georgia – running backs
2009-14 Georgia – receivers
2015 LSU – receivers
2017-- Louisiana Tech – running backs

BOWL EXPERIENCE
1998 Music City Bowl (Virginia Tech)
1999 Sugar Bowl (Virginia Tech)
2000 Gator Bowl (Virginia Tech)
2001 Gator Bowl (Virginia Tech)
2002 San Francisco Bowl (Virginia Tech)
2003 Insight Bowl (Virginia Tech)
2004 Sugar Bowl (Virginia Tech)
2005 Gator Bowl (Virginia Tech)
2006 Chick-fil-A Bowl (Georgia)
2007 Sugar Bowl (Georgia)
2008 Capital One Bowl (Georgia)
2009 Independence Bowl (Georgia)
2010 Liberty Bowl (Georgia)
2011 Outback Bowl (Georgia)
2012 Capital One Bowl (Georgia)
2013 Gator Bowl (Georgia)
2014 Belk Bowl (Georgia)
2015 Texas Bowl (LSU)
2017 DXL Frisco Bowl (Louisiana Tech)



JEFF
BURRIS

CORNERBACKS

@JeffBurris93

FIRST SEASON AT LA TECH

PERSONAL
Birthdate: June 6, 1972
Family: Wife, Lisa

EDUCATION
College: Notre Dame – 1993

PLAYING EXPERIENCE
1990-93 Notre Dame
1994-97 Buffalo Bills
1998-01 Indianapolis Colts
2002-03 Cincinnati Bengals

COACHING EXPERIENCE
2011 Sacramento Mountain Lions (UFL) - defensive backs
2012 UMass - cornerbacks
2013-15 Miami Dolphins - defensive backs
2016 Notre Dame - senior defensive analyst
2017 Northern Iowa - cornerbacks
2018- Louisiana Tech - cornerbacks

BOWL EXPERIENCE
1991 Orange Bowl (Notre Dame, player)
1992 Sugar Bowl (Notre Dame, player)
1993 Cotton Bowl (Notre Dame, player)
1994 Cotton Bowl (Notre Dame, player)



THIRD SEASON AT LA TECH

PERSONAL
Birthdate: Feb. 15, 1964
Family: Wife, Julie; Children, Curtis, Peyton

EDUCATION
College: Ohio Wesleyan – 1986

PLAYING EXPERIENCE
1982-85 Ohio Wesleyan

COACHING EXPERIENCE
1986-87 Ohio Wesleyan – assistant
1988 Bowling Green – graduate assistant
1989 West Virginia – volunteer coach
1990-91 Bowling Green – wide receivers
1992-93 Colorado State – running backs/special teams
1994-98 Connecticut – offensive coordinator
1999-01 South Carolina – wide receivers
2002 South Carolina – running backs
2003 South Carolina – quarterbacks
2004-06 Iowa State – quarterbacks
2007-09 East Carolina – offensive coordinator/ quarterbacks
2010-12 South Florida – offensive coordinator
2013-14 Boston College – wide receivers/passing game coordinator
2015 Boston College – offensive coordinator/ quarterbacks
2016- Louisiana Tech – offensive coordinator

BOWL EXPERIENCE
1989 Gator Bowl (West Virginia)
1991 California Bowl (Bowling Green)
2000 Outback Bowl (South Carolina)
2001 Outback Bowl (South Carolina)
2004 Independence Bowl (Iowa State)
2005 Houston Bowl (Iowa State)
2007 Hawai'I Bowl (East Carolina)
2008 Liberty Bowl (East Carolina)
2009 Liberty Bowl (East Carolina)
2010 Meineke Car Care Bowl (South Florida)
2013 Independence Bowl (Boston College)
2014 Pinstripe Bowl (Boston College)
2016 Lockheed Martin Armed Forces Bowl (Louisiana Tech)
2017 DXL Frisco Bowl (Louisiana Tech)



FIRST SEASON AT LA TECH

PERSONAL
Birthdate: July 24, 1979
Family: Wife, Stephanie; Children, Bossley and Madelyn

EDUCATION
College: Texas A&M, 2002

PLAYING EXPERIENCE
1999-02 Texas A&M

COACHING EXPERIENCE
2004 Kilgore College - linebackers
2005-07 Houston - graduate assistant
2008-11 Incarnate Word - defensive line
2012-17 Incarnate Word - defensive coordinator
2018- Louisiana Tech - linebackers

BOWL EXPERIENCE
1999 Alamo Bowl (Texas A&M, player)
2000 Independence Bowl (Texas A&M, player)
2001 GalleryFurniture.com Bowl (Texas A&M, player)



SIXTH SEASON AT LA TECH

PERSONAL
Birthdate: Oct. 28, 1963
Family: Wife, Seana; Children, Sydney, Rieleah, Remy

EDUCATION
College: Tulane – 1995

COACHING EXPERIENCE
1994-95 Tulane – graduate assistant strength coach
1995-98 LSU – assistant strength coach
2013-- Louisiana Tech – head strength coach

BOWL EXPERIENCE
2014 Zaxby's Heart of Dallas Bowl (Louisiana Tech)
2015 R+L Carriers New Orleans Bowl (Louisiana Tech)
2016 Lockheed Martin Armed Forces Bowl (Louisiana Tech)
2017 DXL Frisco Bowl (Louisiana Tech)



27TH SEASON AT LA TECH

PERSONAL
Birthdate: Feb. 5, 1959
Family: Wife, Sheila; Children, Ashley, Adrianna, Andrea, Aisha, Alexis, Charlea, Nick

EDUCATION
College: Louisiana Tech – 1986 (bachelor's); Mississippi College – 1990 (master's)

PLAYING EXPERIENCE
1978-80 Louisiana Tech
1981-82 Oakland Raiders
1983 Toronto Argonauts
1984-85 Tampa Bay Bandits
1986 Orlando Renegades

COACHING EXPERIENCE
1980-81 Louisiana Tech – student assistant
1987-93 Hinds CC – defensive coordinator
1993-96 Louisiana Tech – defensive ends
1997-99 Louisiana Tech – assistant head coach/ linebackers
2000-07 Louisiana Tech – defensive line
2008-- Louisiana Tech – character education coordinator

BOWL EXPERIENCE
1977 Independence Bowl (Louisiana Tech, player)
1978 Independence Bowl (Louisiana Tech, player)
2001 Humanitarian Bowl (Louisiana Tech)
2008 Independence Bowl (Louisiana Tech)
2011 Poinsettia Bowl (Louisiana Tech)
2014 Zaxby's Heart of Dallas Bowl (Louisiana Tech)
2015 R+L Carriers New Orleans Bowl (Louisiana Tech)
2016 Lockheed Martin Armed Forces Bowl (Louisiana Tech)
2017 DXL Frisco Bowl (Louisiana Tech)



FIRST SEASON AT LA TECH

PERSONAL
Birthdate: April 4, 1981
Family: Wife, Jill; Daughter, Evie

EDUCATION
College: Drake University – 2003 (bachelor's); Drake University – 2008 (master's)

PLAYING EXPERIENCE
1999-02 Drake University

COACHING EXPERIENCE
2003 North HS – OL/strength & conditioning
2004 Drake - graduate assistant/defensive line
2005 Drake - defensive line
2006 Iowa State – graduate assistant/offensive line
2007-08 Iowa State – asst. dir. of football operations
2009 Keller HS – OL/run game coordinator
2010 Auburn – special teams quality control
2011-12 Montana State – special teams coordinator/TE
2013-15 Auburn – special teams/offense analyst
2016-17 Roosevelt HS – head coach/assistant A.D.
2018- Louisiana Tech – special teams coordinator

BOWL EXPERIENCE
2010 BCS National Championship Game (Auburn)
2013 BCS National Championship Game (Auburn)
2014 Outback Bowl (Auburn)
2015 Birmingham Bowl (Auburn)



FOURTH SEASON AT LA TECH

PERSONAL
Birthdate: Jan. 1, 1961
Family: Wife, Pam; Children, Ashley and Koy

EDUCATION
College: McNeese State – 1985

COACHING EXPERIENCE
1986-87 UL-Lafayette – graduate assistant/RBs
1988-89 Clemson – graduate assistant/offensive line
1990 Notre Dame – graduate assistant/OL
1991 Kent State – recruiting coordinator/OL
1992-99 Stephen F. Austin – offensive line
2000-04 Central Florida – offensive coordinator/ offensive line
2004 East Carolina – offensive line
2005-06 Stephen F. Austin – head coach
2007-08 Iowa State – offensive coordinator/ offensive line
2010 UFL Florida Tuskers – run game coordinator/tight ends
2011 UFL Sacramento Mountain Lions – offensive line
2012-14 Copiah-Lincoln JC – offensive coordinator/offensive line
2015-- Louisiana Tech – offensive line

BOWL EXPERIENCE
1988 Florida Citrus Bowl (Clemson)
1989 Gator Bowl (Clemson)
1990 Orange Bowl (Notre Dame)
1993 Division I-AA Playoffs (SFA)
1995 Division I-AA Playoffs (SFA)
2015 R+L Carriers New Orleans Bowl (Louisiana Tech)
2016 Lockheed Martin Armed Forces Bowl (Louisiana Tech)
2017 DXL Frisco Bowl (Louisiana Tech)



FIFTH (NON-CONSECUTIVE) SEASON AT LA TECH

PERSONAL
Birthdate: Aug. 30, 1953
Family: Wife, Marsha; Children, Brad and Kory

EDUCATION
College: University of Missouri-Rolla – 1976

PLAYING EXPERIENCE
1973-75 Missouri-Rolla

COACHING EXPERIENCE
1977-78 Pittsburgh State – graduate assistant
1979-88 Arkansas State – defensive line
1989-91 Ole Miss – defensive line
1992 Louisiana Tech – defensive line
1993-95 Miami (Fla.) – defensive line
1996-98 South Carolina – defensive line
1998-04 Ole Miss – defensive line
2005-09 Kentucky – defensive line
2010 Miami – defensive line
2011-14 Duke – defensive line
2015-- Louisiana Tech – defensive line

BOWL EXPERIENCE
1989 Liberty Bowl (Ole Miss)
1990 Gator Bowl (Ole Miss)
1993 Fiesta Bowl (Miami)
1994 Orange Bowl (Miami)
1998 Independence Bowl (Ole Miss)
1999 Independence Bowl (Ole Miss)
2000 Music City Bowl (Ole Miss)
2002 Independence Bowl (Ole Miss)
2003 Cotton Bowl (Ole Miss)
2006 Music City Bowl (Kentucky)
2007 Music City Bowl (Kentucky)
2008 Liberty Bowl (Kentucky)
2009 Music City Bowl (Kentucky)
2012 Belk Bowl (Duke)
2013 Chick-Fil-A Bowl (Duke)
2014 Sun Bowl (Duke)
2015 R+L Carriers New Orleans Bowl (Louisiana Tech)
2016 Lockheed Martin Armed Forces Bowl (Louisiana Tech)
2017 DXL Frisco Bowl (Louisiana Tech)



SIXTH SEASON AT LA TECH

PERSONAL
Birthdate: March 15, 1977
Family: Wife, Allison; Children, Riley, Taylor, Sloane

EDUCATION
College: Louisiana Tech – 2001

PLAYING EXPERIENCE
1997-99 Louisiana Tech
2000-05 San Francisco 49ers
2005-06 Tampa Bay Buccaneers
2007 Arizona Cardinals
2009-10 Las Vegas Locomotives

COACHING EXPERIENCE
2011-12 Las Vegas Locomotives – wide receivers
2013-15 Louisiana Tech – outside receivers
2016 Louisiana Tech – quarterbacks

BOWL EXPERIENCE
2014 Zaxby's Heart of Dallas Bowl (Louisiana Tech)
2015 R+L Carriers New Orleans Bowl (Louisiana Tech)
2016 Lockheed Martin Armed Forces Bowl (Louisiana Tech)
2017 DXL Frisco Bowl (Louisiana Tech)



SIXTH SEASON AT LA TECH

PERSONAL
Birthdate: Dec. 6, 1986

EDUCATION
College: East Carolina – 2008 (bachelor's); East Carolina – 2010 (master's)

PLAYING EXPERIENCE
2005-09 East Carolina

COACHING EXPERIENCE
2010 East Carolina – administrative assistant/recruiting
2010-11 South Florida – offensive quality control assistant
2012 South Florida – graduate assistant (offense)
2013 Louisiana Tech – inside receivers
2014 Louisiana Tech – recruiting coordinator/inside receivers
2015-- Louisiana Tech – assistant head coach/recruiting coordinator/inside receivers

BOWL EXPERIENCE
2006 PapaJohns.com Bowl (East Carolina, player)
2007 Hawai'i Bowl (East Carolina, player)
2008 Liberty Bowl (East Carolina, player)
2009 Liberty Bowl (East Carolina, player)
2014 Zaxby's Heart of Dallas Bowl (Louisiana Tech)
2015 R+L Carriers New Orleans Bowl (Louisiana Tech)
2016 Lockheed Martin Armed Forces Bowl (Louisiana Tech)
2017 DXL Frisco Bowl (Louisiana Tech)


JORDAN
BRADFORD
DT
BULLDOGS
94
C-USA
adidas
G.A.S & SUPPORT
STAFF
LA TECH

GRADUATE ASSISTANTS & SUPPORT STAFF



KOY
McFARLAND
GRADUATE ASSISTANT (DEFENSE)
@coachmac2latech



KEGAN
McDANIEL
GRADUATE ASSISTANT (OFFENSE)
@CoachKMcDaniel



SPENCER
PATTERSON
GRADUATE ASSISTANT (OFFENSE)
@Patterson_spenc



JAKE
SWALLEY
GRADUATE ASSISTANT (DEFENSE)
@Jakeswalley57

GANTT
GRAHAM
HEAD EQUIPMENT MANAGER

SARAH
NAAS
ACADEMIC ADVISOR



GERALD
JORDAN
ASSISTANT AD/
SPORTS MEDICINE

PAUL
SMITH
FOOTBALL
VIDEO COORDINATOR



KRISTA
PATRICK
EXECUTIVE ASSISTANT
TO THE HEAD COACH



ARMANI
PEREZ
DIRECTOR OF FOOTBALL
RECRUITING



ANNA CLAIRE
THOMAS
ASSISTANT DIRECTOR,
ATHLETIC COMMUNICATIONS



AUSTIN
STEELE
DIRECTOR OF
FOOTBALL OPERATIONS

DOCS FOR DOGS



DR. WILLIAM BUNDRICK
Medical Director, Team Orthopedist
The Bone and Joint Clinic / Willis-KnightonSports Medicine



DR. ANDREW MORITZ
Team Orthopedist
The Bone and Joint Clinic / Willis-Knighton
Sports Medicine



DR. EDWARD ANGLIN
Team Orthopedist
Highland Clinic



DR. GREG SMITH
Team Chiropractor
Smith Chiropractic Center



DR. WILL SANDERS
Team Physician
Green Clinic Northside



DR. LAURA MITCHAM
Team Physician
Green Clinic Health Systems



DR. LANDON SMITH
Team Physician
Ruston Women's Specialty Center



DR. MICHAEL SHANE PHILLIPS
Team Physician
Green Clinic Northside



DR. SUMESH JAIN
Interventional Cardiologist
Green Clinic Health Systems



DR. PAIGE VOLENTINE
Team Dentist
Paige Volentine, D.D.S.



DR. JOSHUA K. FERNANDES
Team Ophthalmologist
The Eye Clinic of Monroe

DR. JOSEPH BARRON
Team Ophthalmologist
The Eye Clinic of Monroe



VALERIE COSTANZA
Team Nutritionist



CHASE PATTERSON
Team Physical Therapist
Legacy Outpatient Therapy Services


JAYLON
FERGUSON
DE
BULLDOGS
45
RETURNER
BIOS
LA TECH



CHARLES ADEOLA 58

DT	6-3	264	R-Jr.	SQ

Slidell, La. (Northshore HS)

REDSHIRT SOPHOMORE (2017)
• Saw action in three games, did not record any stats.

REDSHIRT FRESHMAN (2016)
• Did not see action.

FRESHMAN (2015)
• Redshirted as a true freshman, did not see action.

HIGH SCHOOL
• Graduated from Northshore High School in 2015
• Lettered in football and track
• All-District honorable mention junior and senior year
• Coached by Michael Bourg.

PERSONAL
Born on June 13, 1997 in New Orleans ... Son of Francis and Grace ... Has four siblings: Victor, Fadelle, Catherine and Bridget.



TRISTAN ALLEN 98

DE	6-4	249	R-Fr.	RS

Atlanta, Texas (Atlanta HS)

FRESHMAN (2017)
• Redshirted as a true freshman, did not see action.

HIGH SCHOOL
• Graduated from Atlanta High School in 2017.
• Three-sport athlete who lettered in football, powerlifting and track.
• Named first team all-region in both 2015 and 2016 while receiving playing time as a linebacker, defensive end, tight end and full back.
• Registered 397 career tackles, 50 tackles for loss and 30 sacks, while also forcing 20 fumbles and recovering 15 over the course of his high school career.
• Coached by Matt McClure.

PERSONAL
Tristan M. Allen … Son of Tedrick and Delashay … Born on Feb. 20, 1999 … Has two siblings: Te'Aisha and Shanterria.



JACORION ANDREWS 26

S	6-0	204	R-Fr.	RS

Monroe, La. (Neville HS)

FRESHMAN (2017)
• Redshirted as a true freshman, did not see action.

HIGH SCHOOL
• Graduated from Neville High School in 2017.
• Helped lead Neville to back-to-back state titles in 2014 and 2015.
• Led the Tigers to 39 consecutive victories.
• Was a first team All-District 2-4A selection.
• Named All-NELA Big School Second Team as a senior.
• Named second team all-state by USA Today.
• Coached by Mickey McCarty.

PERSONAL
Jacorion S. Andrews … Son of Shontae and Wesley … Born on Jan. 22, 1999 in Monroe, Louisiana.



WILLIE BAKER 85

DE	6-3	256	R-So.	1L

New Roads, La. (Livonia HS)

REDSHIRT FRESHMAN (2017)
• Saw action in four games, including making his first career appearance in the season-opener vs. Northwestern State (9/2).
• Totaled three tackles on the season (2 solo, 1 assisted) and had one QB hurry in his first season of action.

FRESHMAN (2016)
• Redshirted as a true freshman, did not see action.

HIGH SCHOOL
• A four-star prospect by ESPN and three-star prospect by Rivals.com and 247 Sports.
• Ranked as the 43rd-best defensive end nationally and No. 3-rated defensive end in Louisiana by ESPN, while also being rated as the No. 25 player in Louisiana overall.
• Graduated from Livonia High School in 2016.
• Lettered all four years in football while earning two letters in basketball.
• A two-time first team all-state, all-district and all-metro selection.
• Named All-Metro MVP.
• Led team to a state championship his junior year as he tallied 108 tackles, 29 tackles for a loss and 12 sacks.
• Helped lead team to a runner-up finish in the state championship his sophomore year.
• Coached by Guy Mistretta.

PERSONAL

Willie Floyd Baker IV ... Son of Willie and Yvette Baker ... Born on March 25, 1998 in Baton Rouge, Louisiana ... Is one of seven children with two older siblings, Kelly and Kirt, and four younger siblings, Nyrah, Vera, Chloe and Jameson ... Chose Louisiana Tech over Arizona, Arizona State, Arkansas, Kansas State, Louisville, Michigan, Ole Miss, Missouri, Tennessee, Texas A&M and Utah ... Recruited by Joe Sloan.

CAREER HIGHS

Tackles: 1, North Texas, Nov 04, 2017 (1-0); at UTEP, Nov 18, 2017 (1-0); Northwestern State, Sep 02, 2017 (0-1)

CAREER STATS

Year	Solo	Ast	Total	TFL-Yds	Sacks	FF	FR-Yds	Int-Yds	QBH	Brk
2017	2	1	3	0.0-0	0.0-0	0	0-0	0-0	1	0
Totals	**2**	**1**	**3**	**0.0-0**	**0.0-0**	**0**	**0-0**	**0-0**	**1**	**0**

2017 GAME-BY-GAME STATS

Date	Opp	Solo	Ast	Total	TFL-Yds	Sacks	FF	FR-Yds	Int-Yds	QBH	Brk
Sep 2	NSU	0	1	1	0.0-0	0.0-0	0	0-0	0-0	1	0
Sep 9	MISSISSIPPI ST.	0	0	0	0.0-0	0.0-0	0	0-0	0-0	0	0
Nov 4	NORTH TEXAS*	1	0	1	0.0-0	0.0-0	0	0-0	0-0	0	0
Nov 18	at UTEP*	1	0	1	0.0-0	0.0-0	0	0-0	0-0	0	0
	Totals	**2**	**1**	**3**	**0.0-0**	**0.0-0**	**0**	**0-0**	**0-0**	**1**	

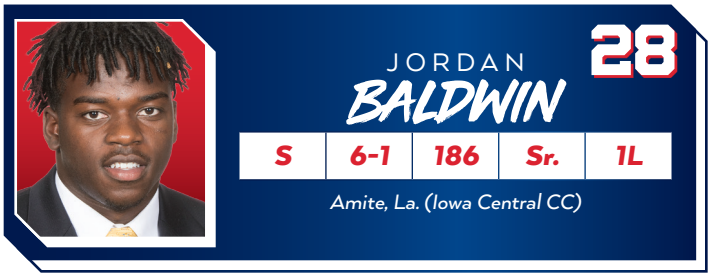

JUNIOR (2017)

- Saw action in 12 games, while making three starts in his first season with the Bulldogs.
- Totaled 38 tackles (30 solo, 8 assists), three tackles for loss (10 yards) and one pass break-up.
- Had a season-high 10 tackles in LA Tech's game versus Southern Miss (10/21).

IOWA CENTRAL CC (2015-16)

- Played in seven games, registering 46 tackles (19 solo, 27 assists).
- Recovered a fumble and also recorded four pass break-ups.
- Earned second team all-region honors in 2016.
- Coached by Kevin Twait.

HIGH SCHOOL

- Graduated from Amite High School in 2015.
- Two-sport athlete who lettered in both football and basketball.
- Led Amite to a district title and state runner-up in 2015.
- Earned all-district honors as both a defensive back and wide receiver.
- Coached by Alden Foster.

PERSONAL

Son of Wanda Baldwin … Born on Dec. 29, 1996.

CAREER HIGHS

Tackles: 10, USM, Oct 21, 2017 (8-2)
Tackles for loss: 2.0, Florida Atlantic, Nov 11, 2017 (2-0)
Pass breakups: 1, at South Carolina, Sep 23, 2017

CAREER STATS

Year	Solo	Ast	Total	TFL-Yds	Sacks	FF	FR-Yds	Int-Yds	QBH	Brk
2017	30	8	38	3.0-10	0.0-0	0	0-0	0-0	0	1
Totals	**30**	**8**	**38**	**3.0-10**	**0.0-0**	**0**	**0-0**	**0-0**	**0**	**1**

2017 GAME-BY-GAME STATS

Date	Opp	Solo	Ast	Total	TFL-Yds	Sacks	FF	FR-Yds	Int-Yds	QBH	Brk
Sep 2	NSU	1	0	1	0.0-0	0.0-0	0	0-0	0-0	0	0
Sep 9	MISSISSIPPI ST.	0	1	1	0.0-0	0.0-0	0	0-0	0-0	0	0
Sep 16	at WKU*	2	0	2	0.0-0	0.0-0	0	0-0	0-0	0	0
Sep 23	at S. Carolina	0	0	0	0.0-0	0.0-0	0	0-0	0-0	0	1
Oct 7	at UAB*	3	0	3	0.0-0	0.0-0	0	0-0	0-0	0	0
Oct 21	USM*	8	2	10	1.0-1	0.0-0	0	0-0	0-0	0	0
Oct 28	at Rice*	1	0	1	0.0-0	0.0-0	0	0-0	0-0	0	0
Nov 4	NORTH TEXAS*	6	3	9	0.0-0	0.0-0	0	0-0	0-0	0	0
Nov 11	FAU*	4	2	6	2.0-9	0.0-0	0	0-0	0-0	0	0
Nov 18	at UTEP*	0	0	0	0.0-0	0.0-0	0	0-0	0-0	0	0
Nov 25	UTSA*	1	0	1	0.0-0	0.0-0	0	0-0	0-0	0	0
Dec 20	vs. SMU +	4	0	4	0.0-0	0.0-0	0	0-0	0-0	0	0
	Totals	**30**	**8**	**38**	**3.0-10**	**0.0-0**	**0**	**0-0**	**0-0**	**0**	**1**



REDSHIRT FRESHMAN (2017)

- Played in all 13 games primarily on special teams.
- Made his first career appearance in the season-opener vs. Northwestern State (9/2).
- Registered five total tackles on the season (3 solo, 2 assists).

FRESHMAN (2016)

- Redshirted as a true freshman, did not see action.

HIGH SCHOOL

- Graduated from Benton High School in 2016.
- Lettered in football, baseball and track.
- Helped lead Benton to a District 1-4A championship.
- Earned first team all-district honors.
- Registered 80 tackles, three interceptions, eight pass break-ups and three fumble recoveries in high school.
- Coached by Reynolds Moore.

PERSONAL

Ezekiel Barnett ... Son of E.L. and Mona Barnett ... Born on Aug. 14, 1998 in Benton, Louisiana ... Has one sibling, Eldred, who played baseball for Grambling State and went on to play in the San Francisco Giants organization.

CAREER HIGHS

Tackles: 2, Florida Atlantic, Nov 11, 2017 (1-1)

CAREER STATS

Year	Solo	Ast	Total	TFL-Yds	Sacks	FF	FR-Yds	Int-Yds	QBH	Brk
2017	3	2	5	0.0-0	0.0-0	0	0-0	0-0	0	0
Totals	**3**	**2**	**5**	**0.0-0**	**0.0-0**	**0**	**0-0**	**0-0**	**0**	**0**

2017 GAME-BY-GAME STATS

Date	Opp	Solo	Ast	Total	TFL-Yds	Sacks	FF	FR-Yds	Int-Yds	QBH	Brk
Sep 2	NSU	0	0	0	0.0-0	0.0-0	0	0-0	0-0	0	0
Sep 9	MISSISSIPPI ST.	0	0	0	0.0-0	0.0-0	0	0-0	0-0	0	0
Sep 16	at WKU*	0	0	0	0.0-0	0.0-0	0	0-0	0-0	0	0
Sep 23	at S. Carolina	0	0	0	0.0-0	0.0-0	0	0-0	0-0	0	0
Sep 30	SOUTH ALABAMA	0	0	0	0.0-0	0.0-0	0	0-0	0-0	0	0
Oct 7	at UAB*	0	0	0	0.0-0	0.0-0	0	0-0	0-0	0	0
Oct 21	USM*	0	0	0	0.0-0	0.0-0	0	0-0	0-0	0	0
Oct 28	at Rice*	0	1	1	0.0-0	0.0-0	0	0-0	0-0	0	0
Nov 4	NORTH TEXAS*	0	0	0	0.0-0	0.0-0	0	0-0	0-0	0	0
Nov 11	FAU*	1	1	2	0.0-0	0.0-0	0	0-0	0-0	0	0
Nov 18	at UTEP*	0	0	0	0.0-0	0.0-0	0	0-0	0-0	0	0
Nov 25	UTSA*	1	0	1	0.0-0	0.0-0	0	0-0	0-0	0	0
Dec 20	vs. SMU +	1	0	1	0.0-0	0.0-0	0	0-0	0-0	0	0
	Totals	**3**	**2**	**5**	**0.0-0**	**0.0-0**	**0**	**0-0**	**0-0**	**0**	**0**



REDSHIRT FRESHMAN (2017)
- Did not see action.

FRESHMAN (2016)
- Redshirted as a true freshman, did not see action.

HIGH SCHOOL
- Graduated from West Monroe High School in 2016.
- Highly-touted quarterback that suffered a season-ending injury each of his last three years of high school.
- Received four letters in football.
- Team won district title all four years.
- Team went 11-1 his senior year.
- Coached by Jerry Arledge.

PERSONAL
Jon Randall Belton ... Son of John F.K. and Alana Belton ... Born on Sept. 10, 1997 in Monroe, Louisiana ... Has one older sibling, Alexis ... Sister, Alexis, played golf at Texas Wesleyan.



FRESHMAN (2017)
- Redshirted as a true freshman, did not see action.

HIGH SCHOOL
- Graduated from Springfield High School in 2017.
- Lettered in football, basketball and track.
- Ranked as the No. 1 long snapper in the state in the state of Louisiana.
- Participated in the Red Stick Bowl.
- Earned all-parish and all-district honors.
- Coached by Brian Lynch and Chris Rubio.

PERSONAL
Reeves Mitchell Blankenship ... Son of Dr. Dane and Janet Blankenship ... Born on Feb. 6, 1998 in Baton Rouge, Louisiana ... Has six siblings: Dane Jr., Matt, Bobby, Sawyer, Carlee and Preslee.



CAREER HONORS & AWARDS
- All-Conference USA Honorable Mention (2017)

REDSHIRT SOPHOMORE (2017)
- Saw action in 12 games for the Bulldogs, while making seven starts on the season.
- Had 33 receptions for 582 yards, two touchdowns and an average of 17.6 yards per catch to earn C-USA Honorable Mention honors.
- Recorded a career-high 140 receiving yards, including a career-long 87-yard touchdown catch, in LA Tech's conference road win at WKU on Sept. 16, 2017.
- Returned three kickoffs in LA Tech's season-opener versus Northwestern State (9/2) for 49 yards (16.3 avg.), including a long return of 22 yards.

REDSHIRT FRESHMAN (2016)
- Saw action in 14 games for the Bulldogs.
- Had 19 catches for 183 receiving yards and an average of 9.6 yards per catch.
- Averaged 13.1 receiving yards per game.
- Had four rushing attempts on the season for 27 yards.
- Had a breakout game at Middle Tennessee in the C-USA opener where he caught eight passes for 94 yards, including a season-long 28-yard reception.

FRESHMAN (2015)
- Redshirted as a true freshman, did not see action.

HIGH SCHOOL
- Graduated from Loreauville High School in 2015.
- A three-star recruit that ranked 14th in the state of Louisiana among receivers by Scout, while Rivals ranked him No. 49 among all players in Louisiana.
- Broke every one of his high school's receiving records.
- Lettered in football, basketball and baseball.
- Led his team to a 14-2 record his junior season, going all the way to the Louisiana 2A state semifinals before falling to eventual state champion Many High, 27-26.
- Coached by Trent Delahoussaye.

PERSONAL
Rhashid Shakur Bonnette ... Son of Wyoletta Welch … Born on Feb. 9, 1997 in Loreauville, Louisiana ... Has one sibling, Raymond ... Recruited

by Joe Sloan.



JORDAN **BRADFORD** **94**

DT	6-2	280	Sr.	3L

Bay St. Louis, Miss. (St. Stanislaus HS)

CAREER HIGHS
Points scored: 6, Northwestern State, Sep 02, 2017; at WKU, Sep 16, 2017
Touchdowns: 1, Northwestern State, Sep 02, 2017; at WKU, Sep 16, 2017
Rush attempts: 1, 5 times
Rush yards: 29, at Texas Tech, Sep 17, 2016 (1 carries)
Long rush: 29, at Texas Tech, Sep 17, 2016
Receptions: 8, at Middle Tennessee, Sep 24, 2016
Receiving yards: 140, at WKU, Sep 16, 2017 (3 receptions)
Receiving TDs: 1, Northwestern State, Sep 02, 2017; at WKU, Sep 16, 2017
Long reception: 87, at WKU, Sep 16, 2017
Total offense attempts: 1, 5 times
Total ofense yards: 29, at Texas Tech, Sep 17, 2016 (29 rush,0 pass)
All-purpose yards: 140, at WKU, Sep 16, 2017
Kick returns: 3, Northwestern State, Sep 02, 2017
Kick return yards: 49, Northwestern State, Sep 02, 2017 (3 returns)
Long kick return: 22, Northwestern State, Sep 02, 2017

CAREER STATS

Year	Rush	Yds.	TD	Lg.	Rec.	Yds.	TD	Lg.
2016	4	27	0	29	19	183	0	28
2017	1	3	0	3	33	582	2	87
TOTAL	**5**	**30**	**0**	**29**	**52**	**765**	**2**	**87**

2017 GAME-BY-GAME STATS

Date	Opp.	Rush	Yds	TD	Lg.	Rec.	Yds.	TD	Lg.
Sep 2	NSU	0	0	0	0	2	45	1	36
Sep 9	MISSISSIPPI ST.	0	0	0	0	0	0	0	0
Sep 16	at WKU*	0	0	0	0	3	140	1	87
Sep 23	at S. Carolina	0	0	0	0	6	94	0	37
Sep 30	SOUTH ALABAMA	0	0	0	0	1	18	0	18
Oct 21	USM*	0	0	0	0	1	2	0	2
Oct 28	at Rice*	0	0	0	0	0	0	0	0
Nov 4	NORTH TEXAS*	0	0	0	0	6	77	0	28
Nov 11	FAU*	1	3	0	3	6	81	0	22
Nov 18	at UTEP*	0	0	0	0	3	55	0	27
Nov 25	UTSA*	0	0	0	0	4	64	0	33
Dec 20	vs. SMU +	0	0	0	0	1	6	0	6
TOTAL		**1**	**3**	**0**	**3**	**33**	**582**	**2**	**87**

2016 GAME-BY-GAME STATS

Date	Opp.	Rush	Yds	TD	Lg.	Rec.	Yds.	TD	Lg.
Sept. 3	at Arkansas	0	0	0	0	0	0	0	0
Sept. 10	SC STATE	0	0	0	0	2	12	0	7
Sept. 17	at Texas Tech	1	29	0	29	0	0	0	0
Sept. 24	at MTSU*	0	0	0	0	8	94	0	28
Oct. 1	UTEP*	1	-1	0	0	2	6	0	5
Oct. 6	WKU*	0	0	0	0	0	0	0	0
Oct. 15	at UMass	1	0	0	0	0	0	0	0
Oct. 22	at FIU*	0	0	0	0	0	0	0	0
Oct. 29	RICE*	1	-1	0	0	4	40	0	12
Nov. 5	at North Texas*	0	0	0	0	0	0	0	0
Nov. 12	UTSA*	0	0	0	0	0	0	0	0
Nov. 25	at USM*	0	0	0	0	0	0	0	0
Dec. 3	vs. WKU^	0	0	0	0	2	26	0	18
Dec. 23	vs. Navy &	0	0	0	0	1	5	0	5
TOTAL		**4**	**27**	**0**	**29**	**19**	**183**	**0**	**28**

CAREER HONORS & AWARDS
- All-Conference USA Honorable Mention (2017)
- Athlon Preseason Third Team All-Conference USA (2017)

JUNIOR (2017)
- Started all 13 games on LA Tech's defensive line as a junior.
- Registered 38 total tackles (23 solo, 15 assists), 4.5 tackles for loss and 2 sacks for a loss of 6 yards on the season.
- Forced his first career fumble and had a career-high 7 tackles in LA Tech's game versus Southern Miss (10/21).

SOPHOMORE (2016)
- Played and started in all 14 games on the defensive line as a sophomore.
- Registered 28 total tackles (13 solo, 15 assisted) on the season.
- Recorded 4.5 tackles for loss and 2.5 sacks for a loss of 16 yards.
- Had three QB hurries on the season.
- Had a career-high five tackles versus Southern Miss (11/25) and WKU (12/3) in the C-USA Championship game.

FRESHMAN (2015)
- Played in 11 games, totaling six tackles (3 solo, 3 assists) with one sack going for a loss of 14 yards.
- Recorded first career sack against North Texas (11/7).

HIGH SCHOOL
- Graduated from St. Stanislaus High School in 2015.
- A three-star rated recruit that ranked fourth in Mississippi among defensive tackles.
- Lettered in football, power lifting, track and basketball.
- Led his team to a state title while receiving all-state honors.
- Selected to play in the Mississippi-Alabama All-Star Game.
- Two-time all-region and three-time all-district selection.
- Tallied 157 tackles his senior season along with 38 tackles for a loss, setting a school record, while also adding 7.5 sacks.
- Coached by Bill Conides.

PERSONAL
Jordan Nichol Bradford III ... Son of Jordan and Belinda Bradford ... Has five siblings: Amanda, Alysha, Joseph, Jacobi and Nichole ... Born in Slidell, Louisiana on April 8, 1997 ... Chose Louisiana Tech over Louisiana-Lafayette and Southern Miss ... Recruited by Jabbar Juluke.

CAREER HIGHS
Tackles: 7, USM, Oct 21, 2017 (4-3)
Sacks: 1.0, 4 times
Tackles for loss: 1.5, USM, Oct 21, 2017 (1-0); at ARKANSAS, Sep 3, 2016 (1-1)
Fumbles forced: 1, USM, Oct 21, 2017

CAREER STATS

Year	Solo	Ast	Total	TFL-Yds	Sacks	FF	FR-Yds	Int-Yds	QBH	Brk
2015	3	3	6	1.0-14	1.0-14	0	0-0	0-0	0	0
2016	13	15	28	4.5-19	2.5-16	0	0-0	0-0	3	0
2017	23	15	38	4.5-11	2.0-6	1	0-0	0-0	0	0
Totals	**39**	**33**	**72**	**10.0-44**	**5.5-36**	**1**	**0-0**	**0-0**	**3**	**0**

2017 GAME-BY-GAME STATS

Date	Opp	Solo	Ast	Total	TFL-Yds	Sacks	FF	FR-Yds	Int-Yds	QBH	Brk
Sep 2	NSU	1	4	5	1.0-1	1.0-1	0	0-0	0-0	0	0
Sep 9	MISSISSIPPI ST.	1	2	3	0.0-0	0.0-0	0	0-0	0-0	0	0
Sep 16	at WKU*	3	1	4	1.0-5	1.0-5	0	0-0	0-0	0	0
Sep 23	at S. Carolina	3	1	4	0.0-0	0.0-0	0	0-0	0-0	0	0
Sep 30	SOUTH ALABAMA	1	0	1	0.0-0	0.0-0	0	0-0	0-0	0	0
Oct 7	at UAB*	2	1	3	0.0-0	0.0-0	0	0-0	0-0	0	0
Oct 21	USM*	4	3	7	1.5-3	0.0-0	1	0-0	0-0	0	0
Oct 28	at Rice*	1	0	1	0.0-0	0.0-0	0	0-0	0-0	0	0
Nov 4	NORTH TEXAS*	1	3	4	0.0-0	0.0-0	0	0-0	0-0	0	0
Nov 11	FAU*	0	0	0	0.0-0	0.0-0	0	0-0	0-0	0	0
Nov 18	at UTEP*	3	0	3	0.0-0	0.0-0	0	0-0	0-0	0	0
Nov 25	UTSA*	1	0	1	0.0-0	0.0-0	0	0-0	0-0	0	0
Dec 20	vs. SMU +	2	0	2	1.0-2	0.0-0	0	0-0	0-0	0	0
	Totals	**23**	**15**	**38**	**4.5-11**	**2.0-6**	**1**	**0-0**	**0-0**	**0**	**0**

2016 GAME-BY-GAME STATS

Date	Opp	Solo	Ast	Total	TFL-Yds	Sacks	FF	FR-Yds	Int-Yds	QBH	Brk
Sep 3	at Arkansas	1	2	3	1.5-4	0.5-2	0	0-0	0-0	1	0
Sep 10	SC STATE	1	2	3	0.0-0	0.0-0	0	0-0	0-0	0	0
Sep 17	at Texas Tech	1	0	1	0.0-0	0.0-0	0	0-0	0-0	1	0
Sep 24	at Middle Tenn.*	1	1	2	0.0-0	0.0-0	0	0-0	0-0	0	0
Oct 1	UTEP*	0	0	0	0.0-0	0.0-0	0	0-0	0-0	0	0
Oct 6	WKU*	2	0	2	1.0-7	1.0-7	0	0-0	0-0	0	0
Oct 15	at UMass	2	1	3	0.5-3	0.5-3	0	0-0	0-0	0	0
Oct 22	at FIU*	0	0	0	0.0-0	0.0-0	0	0-0	0-0	0	0
Oct 29	RICE*	0	0	0	0.0-0	0.0-0	0	0-0	0-0	0	0
Nov 5	at North Texas*	0	1	1	0.5-4	0.5-4	0	0-0	0-0	0	0
Nov 12	UTSA*	1	1	2	0.0-0	0.0-0	0	0-0	0-0	1	0
Nov 25	at Southern Miss*	2	3	5	0.5-0	0.0-0	0	0-0	0-0	0	0
Dec 3	vs. WKU^	2	3	5	0.0-0	0.0-0	0	0-0	0-0	0	0
Dec 23	vs. #25 Navy +	0	1	1	0.5-1	0.0-0	0	0-0	0-0	0	0
	Totals	**13**	**15**	**28**	**4.5-19**	**2.5-16**	**0**	**0-0**	**0-0**	**3**	**0**

2015 GAME-BY-GAME STATS

Date	Opp	Solo	Ast	Total	TFL-Yds	Sacks	FF	FR-Yds	Int-Yds	QBH	Brk
Sep 5	SOUTHERN	0	1	1	0.0-0	0.0-0	0	0-0	0-0	0	0
Oct 17	at Miss St.	0	1	1	0.0-0	0.0-0	0	0-0	0-0	0	0
Oct 24	MID TENN*	1	0	1	0.0-0	0.0-0	0	0-0	0-0	0	0
Oct 30	at Rice*	1	0	1	0.0-0	0.0-0	0	0-0	0-0	0	0
Nov 7	N. TEXAS*	1	0	1	1.0-14	1.0-14	0	0-0	0-0	0	0
Nov 21	at UTEP*	0	1	1	0.0-0	0.0-0	0	0-0	0-0	0	0
	Totals	**3**	**3**	**6**	**1.0-14**	**1.0-14**	**0**	**0-0**	**0-0**	**0**	**0**



REDSHIRT SOPHOMORE (2016)
• Did not see action

REDSHIRT FRESHMAN (2015)
• Saw action in three games, did not record any stats.

FRESHMAN (2014)
• Redshirted as a true freshman, did not see action.

HIGH SCHOOL
• Graduated from St. Frederick High School in 2014.
• Lettered in football and baseball.
• Earned first team All-District, All-Northeast and All-Parish honors during his senior season.
• Coached by Jeff Tannehill, Billy Bell and Jim Rusworth.

PERSONAL
James Peyton Braswell … Son of Jon and Rena Braswell … Born on April 30, 1996 in Monroe, Louisiana … Has two siblings: Abby and Caroline.



REDSHIRT JUNIOR (2017)
• Played in all 13 games for the Bulldogs as a redshirt junior offensive lineman, including making five starts.

REDSHIRT SOPHOMORE (2016)
• Saw action in all 14 games, including starting the first three games of the season versus Arkansas (9/3), South Carolina State (9/10) and Texas Tech (9/17).

REDSHIRT FRESHMAN (2015)
• Saw action in all 13 games, including two starts at right tackle.
• Made his first career start against Southern (9/5).
• Started the following week at WKU (9/10).

FRESHMAN (2014)
• Redshirted as a true freshman, did not see action.

HIGH SCHOOL
• Graduated from Walker High School in 2014.
• Lettered in football and basketball.
• Averaged five pancake blocks per game.
• Coached by Dwayne Sevario.

PERSONAL
Shane Anthony Carpenter ... Son of Wayne and Shawna Carpenter ... Born on Aug. 7, 1996 in Baton Rouge, La. ... Has two siblings: Kayla and Dayne ... Chose Louisiana Tech over Louisiana-Monroe and McNeese State ... Recruited by Joe Sloan.

CAREER STATS

Year	GP
2014	0
2015	13
2016	14
2017	13
TOTAL	**40**



REGGIE CLEVELAND 34

LB	6-0	230	R-So.	SQ

Baton Rouge, La. (Scotlandville HS)

REDSHIRT FRESHMAN (2017)
- Played in the season-opener versus Northwestern State before suffering a season-ending injury and missing the rest of the 2017 campaign.

FRESHMAN (2016)
- Redshirted as a true freshman, did not see action.

HIGH SCHOOL
- Graduated from Scotlandville High School in 2016.
- Lettered in football all four years.
- Registered 60 tackles (48 solo) with 15 tackles for a loss, 10 sacks, two interceptions, three forced fumbles and two defensive touchdowns as a senior.
- Helped lead his team to a 10-2 record his senior year.
- Coached by Robert Valdez.

PERSONAL
Reggie Dwight Cleveland ... Son of Reginald Bell ... Born on Feb. 9, 1997 in Baton Rouge, Louisiana ... Has three siblings: Samira, Jamie and Jalyn ... Recruited by Joe Sloan.

CAREER HIGHS
Tackles: 1, Northwestern State, Sep 2, 2017 (1-0)
Fumbles forced: 1, Northwestern State, Sep 2, 2017

CAREER STATS

Year	Solo	Ast	Total	TFL-Yds	Sacks	FF	FR-Yds	Int-Yds	QBH	Brk
2017	1	0	1	0.0-0	0.0-0	1	0-0	0-0	0	0
Totals	**1**	**0**	**1**	**0.0-0**	**0.0-0**	**1**	**0-0**	**0-0**	**0**	**0**

2017 GAME-BY-GAME STATS

Date	Opp	Solo	Ast	Total	TFL-Yds	Sacks	FF	FR-Yds	Int-Yds	QBH	Brk
Sep 2	NSU	1	0	1	0.0-0	0.0-0	1	0-0	0-0	0	0
	Totals	**1**	**0**	**1**	**0.0-0**	**0.0-0**	**1**	**0-0**	**0-0**	**0**	**0**



JAIDEN COLE 7

S	6-0	203	So.	1L

Monroe, La. (Neville HS)

FRESHMAN (2017)
- Saw action in 10 games for the Bulldogs as a true freshman, receiving playing time both on defense and special teams.
- Had five total tackles on the season, including a season-high two solo tackles in LA Tech's conference game versus North Texas (11/4).
- Made his first career appearance as a Bulldog in LA Tech's road conference win over WKU (9/16), registering a solo tackle in the contest.

HIGH SCHOOL
- Graduated from Neville High School in 2017.
- Three-star athlete ranked No. 22 in Louisiana by Rivals.com.
- Lettered in both football and track for the Tigers.
- Helped lead Neville to back-to-back state titles in 2014 and 2015.
- Named first team All-Louisiana by Louisiana Football.
- Accounted for over 1,000 yards and 23 touchdowns as a junior.
- Helped lead the Tigers to 39 consecutive victories.
- Named All-NELA Big School First Team as a senior.
- Coached by Mickey McCarty.

PERSONAL
Jaiden J. Cole … Son of Jason Cole and Erica Robinson … Born on Feb. 17, 1999 … Has two siblings: Brelen (12) and Erynn (8).

CAREER HIGHS
Tackles: 2, North Texas, Nov 04, 2017 (2-0)

CAREER STATS

Year	Solo	Ast	Total	TFL-Yds	Sacks	FF	FR-Yds	Int-Yds	QBH	Brk
2017	4	1	5	0.0-0	0.0-0	0	0-0	0-0	0	0
Totals	**4**	**1**	**5**	**0.0-0**	**0.0-0**	**0**	**0-0**	**0-0**	**0**	**0**

2017 GAME-BY-GAME STATS

Date	Opp	Solo	Ast	Total	TFL-Yds	Sacks	FF	FR-Yds	Int-Yds	QBH	Brk
Sep 16	at WKU*	1	0	1	0.0-0	0.0-0	0	0-0	0-0	0	0
Sep 23	at S. Carolina	0	0	0	0.0-0	0.0-0	0	0-0	0-0	0	0
Sep 30	SOUTH ALABAMA	1	0	1	0.0-0	0.0-0	0	0-0	0-0	0	0
Oct 7	at UAB*	0	0	0	0.0-0	0.0-0	0	0-0	0-0	0	0
Oct 21	USM*	0	0	0	0.0-0	0.0-0	0	0-0	0-0	0	0
Oct 28	at Rice*	0	0	0	0.0-0	0.0-0	0	0-0	0-0	0	0
Nov 04	NORTH TEXAS*	2	0	2	0.0-0	0.0-0	0	0-0	0-0	0	0
Nov 11	FAU*	0	1	1	0.0-0	0.0-0	0	0-0	0-0	0	0
Nov 18	at UTEP*	0	0	0	0.0-0	0.0-0	0	0-0	0-0	0	0
Dec 20	vs. SMU +	0	0	0	0.0-0	0.0-0	0	0-0	0-0	0	0
	Totals	**4**	**1**	**5**	**0.0-0**	**0.0-0**	**0**	**0-0**	**0-0**	**0**	**0**



ZACH COUSAR 16

TE	6-4	229	R-So.	1L

Oxford, Miss. (Oxford HS)

REDSHIRT FRESHMAN (2017)
- Saw action in 10 games for the Bulldogs, including making his first career appearance when LA Tech hosted SEC-foe Mississippi State (9/9) in the second week of the season.
- Totaled three catches for 39 yards and one touchdown.
- Scored his first career touchdown on a 9-yard reception against Mississippi State (9/9).
- Had a season-long 17-yard reception in LA Tech's 51-10 victory over No. 25-ranked SMU (12/20) in the DXL Frisco Bowl.

FRESHMAN (2016)
- Redshirted as a true freshman, did not see action.

HIGH SCHOOL
- Graduated from Oxford High School in 2016.
- Rated as the top-ranked tight end in Mississippi, the No. 33-rated tight end nationally and the No. 32-ranked player overall out of

Mississippi according to ESPN.
- Lettered in football and received all-state honors.
- Made 99 catches for 1,375 yards and 17 touchdowns while helping lead his team to the state championship game three different times.
- Coached by Johnny Hill.

PERSONAL
Zachary Marshal Cousar ... Son of Jeff and Katrina Cousar ... Born on May 1, 1997 in Oxford, Miss. ... Is the middle child with two siblings, Presley and Rece ... Chose Louisiana Tech over Arkansas State, Central Arkansas, UL-Lafayette, UL-Monroe, Middle Tennessee, Ohio, Southern Miss, Troy and Tulane ... Recruited by Joe Sloan and Tim Rattay.

CAREER HIGHS
Points scored: 6, Mississippi State, Sep 9, 2017
Touchdowns: 1, Mississippi State, Sep 9, 2017
Receptions: 1, vs SMU, Dec 20, 2017; at UAB, Oct 7, 2017; Mississippi St., Sep 9, 2017
Receiving yards: 17, vs SMU, Dec 20, 2017 (1 receptions)
Receiving TDs: 1, Mississippi State, Sep 9, 2017
Long reception: 17, vs SMU, Dec 20, 2017
All-purpose yards: 17, vs SMU, Dec 20, 2017

CAREER STATS

Year	Rush	Yds.	TD	Lg.	Rec.	Yds.	TD	Lg.
2017	0	0	0	0	3	39	1	17
TOTAL	**0**	**0**	**0**	**0**	**3**	**39**	**1**	**17**

2017 GAME-BY-GAME STATS

Date	Opp.	Rush	Yds	TD	Lg.	Rec.	Yds.	TD	Lg.
Sep 9	MISSISSIPPI ST.	0	0	0	0	1	9	1	9
Sep 23	at S. Carolina	0	0	0	0	0	0	0	0
Sep 30	SOUTH ALABAMA	0	0	0	0	0	0	0	0
Oct 7	at UAB*	0	0	0	0	1	13	0	13
Oct 21	USM*	0	0	0	0	0	0	0	0
Oct 28	at Rice*	0	0	0	0	0	0	0	0
Nov 11	FAU*	0	0	0	0	0	0	0	0
Nov 18	at UTEP*	0	0	0	0	0	0	0	0
Nov 25	UTSA*	0	0	0	0	0	0	0	0
Dec 20	vs. SMU +	0	0	0	0	1	17	0	17
TOTAL		**0**	**0**	**0**	**0**	**3**	**39**	**1**	**17**



FRESHMAN (2016)
- Redshirted as a true freshman, did not see action.

HIGH SCHOOL
- Graduated from St. Thomas More High School in 2017.
- Lettered in football and basketball.
- Threw for more than 3,500 yards with 48 passing touchdowns to lead St. Thomas More to a district and state championship in 2016.
- Was named all-district, as well as the district's offensive MVP.
- Was named all-state by the LSWA and LFCA.
- Participated in the I-10 All-Star Game and earned All-Acadiana honors as a senior.

PERSONAL
Nathaniel H. Cox … Son of Kelly and Kay Cox … Born on Feb. 26, 1999 in Lafayette, Louisiana … Has two siblings: Grant and Graysen.



REDSHIRT SOPHOMORE (2017)
- Saw action in eight games on the season in his return from battling Hodgkin lymphoma in 2016.
- Completed his cancer comeback when he scored his first career touchdown in the 2017 season-opener against Northwestern State (9/2).
- Had 39 carries for 262 yards and two touchdowns on the season, while also making three receptions for 26 yards.
- Returned 10 kickoffs for a total of 308 yards (30.8 avg.), including a career-long return of 65 yards in LA Tech's 51-10 win over No. 25-ranked SMU in the DXL Frisco Bowl.
- Enjoyed a career day in LA Tech's road win over UTEP when he had 15 carries for 135 yards and a touchdown.

SOPHOMORE (2016)
•Redshirted after he was diagnosed with stage 3 Hodgkin lymphoma in early October of 2016.
- Endured four months of chemotherapy treatments and radiation at St. Jude's Research Hospital in Memphis, Tennessee, before learning he was cancer-free on Feb. 9, 2017.
- Officially returned to the field during spring practice in April 2017.

FRESHMAN (2015)
- Saw action in all 13 games, totaling 17 kickoff returns for 296 yards with a long of 47 yards.
- Also recorded five total tackles (three solo, two assisted) on punt coverage.
- Totaled 103 all-purpose yards in his first collegiate appearance against Southern (9/5) with two rushing yards, 30 receiving and 71 kick return yards.
- Returned four kickoffs for 76 yards against UTSA (10/10).
- Returned a career-high five kicks for 58 yards against Mississippi State (10/17).

HIGH SCHOOL
- Graduated from Junction City High School in 2015.
- A three-star rated recruit ranked 63rd nationally among running backs by Rivals in the 2015 class.
- Lettered in football, track, basketball and weight lifting.
- Three-time state championship game MVP while leading his team to three consecutive state championships.
- Ran for over 5,300 yards and 60 touchdowns in his high school career.
- Named the 2014 Arkansas State Farm Player of the Year and the All-Area Offensive Player of the Year.
- Coached by David Carpenter.

PERSONAL
Jaqwis Dizhante Dancy ... Son of Sean and Debra Dancy ... Born on April 22, 1997 in Homer, Louisiana ... Has three siblings, JaNyran Dancy, Jyran Dancy and JyRezhia Nathan ... Chose Louisiana Tech over SMU ... Recruited by Tim Rattay.

CAREER HIGHS

Points scored: 6, at UTEP, Nov 18, 2017; Northwestern State, Sep 2, 2017
Touchdowns: 1, at UTEP, Nov 18, 2017; Northwestern State, Sep 2, 2017
Rush attempts: 15, at UTEP, Nov 18, 2017
Rush yards: 135, at UTEP, Nov 18, 2017 (15 carries)
Rush TDs: 1, at UTEP, Nov 18, 2017; Northwestern State, Sep 2, 2017
Long rush: 54, at UTEP, Nov 18, 2017
Receptions: 1, 4 times
Receiving yards: 30, Southern, Sep 5, 2015 (1 receptions)
Long reception: 30, Southern, Sep 5, 2015
Total offense attempts: 15, at UTEP, Nov 18, 2017 (15 rush,0 pass)
Total ofense yards: 135, at UTEP, Nov 18, 2017 (135 rush,0 pass)
All-purpose yards: 163, at UTEP, Nov 18, 2017
Kick returns: 5, at Mississippi State, Oct 17, 2015
Kick return yards: 89, vs SMU, Dec 20, 2017 (2 returns)
Long kick return: 65, vs SMU, Dec 20, 2017
Tackles: 1, 6 times

CAREER STATS

Year	Rush	Yds	TD	Lg	Rec.	Yds	TD	Lg
2015	2	2	0	6	1	30	0	30
2016		- - - Redshirted 2016 season - - -						
2017	39	262	2	54	3	26	0	18
TOTAL	**41**	**264**	**2**	**54**	**4**	**56**	**0**	**30**

Year	PRet	Yds	TD	Lg	KRet	Yds	TD	Lg
2015	0	0	0	0	17	296	0	47
2016		- - - Redshirted 2016 season - - -						
2017	0	0	0	0	10	308	0	65
TOTAL	**0**	**0**	**0**	**0**	**27**	**604**	**0**	**65**

2017 GAME-BY-GAME STATS

Date	Opp	Rush	Yds	TD	Lg	Rec.	Yds	TD	Lg
Sep 2	NSU	2	8	1	4	0	0	0	0
Sep 9	MISSISSIPPI ST.	7	45	0	14	0	0	0	0
Oct 7	at UAB*	5	44	0	18	1	6	0	6
Oct 21	USM*	2	9	0	10	0	0	0	0
Nov 11	FAU*	4	6	0	4	1	2	0	2
Nov 18	at UTEP*	15	135	1	54	1	18	0	18
Nov 25	UTSA*	4	15	0	5	0	0	0	0
Dec 20	vs. SMU +	0	0	0	0	0	0	0	0
	TOTALS	**39**	**262**	**2**	**54**	**3**	**26**	**0**	**18**

Date	Opp	PRet	Yds	TD	Lg	KRet	Yds	TD	Lg
Sep 2	NSU	0	0	0	0	2	54	0	29
Oct 7	at UAB*	0	0	0	0	2	53	0	30
Oct 21	USM*	0	0	0	0	1	29	0	29
Nov 11	FAU*	0	0	0	0	1	20	0	20
Nov 18	at UTEP*	0	0	0	0	1	10	0	10
Nov 25	UTSA*	0	0	0	0	1	53	0	53
Dec 20	vs. SMU +	0	0	0	0	2	89	0	65
	TOTALS	**0**	**0**	**0**	**0**	**10**	**308**	**0**	**65**

2015 GAME-BY-GAME STATS

Date	Opp	Rush	Yds	TD	Lg	Rec.	Yds	TD	Lg
Sep 5	SOUTHERN	2	2	0	6	1	30	0	30
	TOTALS	**2**	**2**	**0**	**6**	**1**	**30**	**0**	**30**

Date	Opp	PRet	Yds	TD	Lg	KRet	Yds	TD	Lg
Sep 5	SOUTHERN	0	0	0	0	2	71	0	47
Sep 10	at WKU*	0	0	0	0	2	27	0	16
Sep 19	at Kansas State	0	0	0	0	1	13	0	13
Oct 3	UL-LAFAYETTE	0	0	0	0	1	17	0	17
Oct 10	at UTSA*	0	0	0	0	4	76	0	21
Oct 17	at Mississippi State	0	0	0	0	5	58	0	21
Oct 24	MIDDLE TENNESSEE*	0	0	0	0	2	34	0	21
	TOTALS	**0**	**0**	**0**	**0**	**17**	**296**	**0**	**47**



LA'DANTE DAVENPORT 92

DT	6-3	272	R-Jr.	1L

Shreveport, La. (Northwood HS)

REDSHIRT SOPHOMORE (2017)

• Saw action in three games versus Northwestern State (9/2), Mississippi State (9/9) and SMU (12/20), did not record any stats.

REDSHIRT FRESHMAN (2016)

• Saw action in two games versus South Carolina State (9/10) and Rice (10/29), did not record any stats.

FRESHMAN (2015)

• Redshirted as a true freshman, did not see action.

HIGH SCHOOL

• Graduated from Northwood High School in 2015.
• Lettered in football and basketball.
• Garnered first team all-district and all-city honors.
• Coached by James Gatlin.

PERSONAL

La'Dante Omar Davenport … Son of La'Kesha Davenport … Born on Jan. 17, 1997 in Shreveport, Louisiana … Chose Louisiana Tech over Arkansas State and Memphis … Recruited by Joe Sloan.



ABRAHAM DELFIN 62

OL	6-1	312	R-Fr.	RS

Plaquemine, La. (Plaquemine HS)

FRESHMAN (2017)

• Redshirted as a true freshman, did not see action.

HIGH SCHOOL

• Graduated from Plaquemine High School in 2017.
• Lettered in football, track and soccer.
• Earned academic all-state honors for class 4A, while also earning all-state honors in football.
• A two-time all-metro and all-district selection.
• Coached by Paul Distefano.

PERSONAL

Abraham Nunez Delfin ... Son of Abraham Nunez and Julia Delfin ... Born on May 10, 1999 in Baton Rouge, Louisiana ... Has two siblings: Leonor and Sarah.



O'SHEA
DUGAS
74

OL	6-5	339	Sr.	3L

Lafayette, La. (Northside HS)

CAREER HONORS & AWARDS
- All-Conference USA Second Team (2017)
- Second Team All-Louisiana (2017)
- All-Conference USA Second Team (2016)
- 247sports.com's Freshman All-America Team (2015)
- Conference USA All-Freshman Team (2015)

JUNIOR (2017)
- Saw action in 10 games for the Bulldogs on the offensive line, while making nine starts on the season despite battling through injuries for part of the year.

SOPHOMORE (2016)
- Saw action in all 14 games for the Bulldogs on the offensive line, while making 11 starts on the season.

FRESHMAN (2015)
- Saw action in all 13 games, including 12 starts at left guard.
- Made his first career appearance against Southern (9/5).
- Made his first career start as a Bulldog at WKU (9/10).

HIGH SCHOOL
- Graduated from Northside High School in 2015.
- A three-star rated recruit that ranked third in Louisiana among offensive linemen and 31st in the state among all players, while he also ranked 106th nationally among offensive linemen.
- Lettered in football, track and wrestling.
- Won a state championship in wrestling.
- Coached by Trey Fauk.

PERSONAL
O'Shea Deon Dugas … Son of Kirk and Eva Walker … Born on Sept. 22, 1996 in Lafayette, Louisiana … Chose Louisiana Tech over Louisiana-Lafayette, Louisiana-Monroe, Memphis, Nevada, Southern Miss and Tulane … Recruited by Blake Baker.

CAREER STATS

Year	GP
2015	13
2016	14
2017	10
TOTAL	**37**



BRANDON
DURMAN
44

LB	6-2	227	Sr.	3L

Tyler, Texas (Tyler Lee HS)

JUNIOR (2017)
- Saw action in seven games, while making six starts on the season despite battling through injuries for the second half of the season.
- Totaled 36 tackles (18 solo, 18 assists), three TFL and one sack, including registering a career-high 9 tackles in LA Tech's win over WKU on Sept. 16, 2017.

SOPHOMORE (2016)
- Saw action in 14 games, while making two starts on the season versus WKU (12/3) and #25 Navy (12/23) in the 2016 Lockheed Martin Armed Forces Bowl.
- Recorded 44 tackles on the season (23 solo, 21 assisted) with 3.5 tackles for loss (9 yards), 2.0 sacks for a loss of 8 yards and one QB hurry.
- Had a career-high eight tackles, including one tackle for loss against both UMass (10/15) and WKU (12/3) in the C-USA Championship.
- Registered one sack at both UMass (10/15) and FIU (10/22).

FRESHMAN (2015)
- Played in nine games, totaling 10 tackles (8 solo, 2 assisted).
- Recorded three tackles (two solo, one assisted) against ULL (10/3).
- Recorded season-high four solo tackles against North Texas (11/7).

HIGH SCHOOL
- Graduated from Tyler Lee High School in December 2014.
- Lettered in football and powerlifting.
- Received first team all-state and academic all-state honors.
- Also named first team all-district and All-East Texas.
- Registered 150 tackles his senior year with 11 tackles for a loss, two sacks and three pass break-ups.
- Coached by Darrell Piske.

PERSONAL
Brandon Christopher Durman … Son of Brian and Dana Durman … Born on Dec. 20, 1996 in Houston, Texas … Has one older brother, Patrick … Father, Brian, played football at Louisiana-Lafayette (1981-83) … Chose Louisiana Tech over Louisiana-Lafayette, Memphis, Northwestern State and Texas State … Recruited by Ronnie Bradford.

CAREER HIGHS
Tackles: 9, at WKU, Sep 16, 2017 (5-4)
Sacks: 1.0, at UMass, Oct 15, 2016 (1-0); at FIU, Oct 22, 2016 (1-0); at WKU, Sep 16, 2017 (1-0)
Tackles for loss: 1.0, 6 times

CAREER STATS

Year	Solo	Ast	Total	TFL-Yds	Sacks	FF	FR-Yds	Int-Yds	QBH	Brk
2015	8	2	10	0.0-0	0.0-0	0	0-0	0-0	1	0
2016	23	21	44	3.5-9	2.0-8	0	0-0	0-0	1	0
2017	18	18	36	3.0-10	1.0-6	0	0-0	0-0	0	0
TOTAL	**49**	**41**	**90**	**6.5-19**	**3.0-14**	**0**	**0-0**	**0-0**	**2**	**0**

2017 GAME-BY-GAME STATS

Date	Opp	Solo	Ast	Total	TFL-Yds	Sacks	FF	FR-Yds	Int-Yds	QBH	Brk
Sep 2	NSU	2	2	4	0.0-0	0.0-0	0	0-0	0-0	0	0
Sep 9	MISSISSIPPI ST.	3	5	8	1.0-1	0.0-0	0	0-0	0-0	0	0
Sep 16	at WKU*	5	4	9	1.0-6	1.0-6	0	0-0	0-0	0	0
Sep 23	at S. Carolina	5	2	7	0.0-0	0.0-0	0	0-0	0-0	0	0
Sep 30	SOUTH ALABAMA	1	1	2	1.0-3	0.0-0	0	0-0	0-0	0	0
Oct 7	at UAB*	0	2	2	0.0-0	0.0-0	0	0-0	0-0	0	0
Oct 21	USM*	2	2	4	0.0-0	0.0-0	0	0-0	0-0	0	0
	TOTAL	**18**	**18**	**36**	**3.0-10**	**1.0-6**	**0**	**0-0**	**0-0**	**0**	**0**

2016 GAME-BY-GAME STATS

Date	Opp	Solo	Ast	Total	TFL-Yds	Sacks	FF	FR-Yds	Int-Yds	QBH	Brk
Sep 3	at Arkansas	0	0	0	0.0-0	0.0-0	0	0-0	0-0	1	0
Sep 10	SC STATE	4	4	8	0.5-0	0.0-0	0	0-0	0-0	0	0
Sep 17	at Texas Tech	0	0	0	0.0-0	0.0-0	0	0-0	0-0	0	0
Sep 24	at Middle Tenn.*	1	0	1	0.0-0	0.0-0	0	0-0	0-0	0	0
Oct 1	UTEP*	0	1	1	0.0-0	0.0-0	0	0-0	0-0	0	0
Oct 6	WKU*	1	0	1	0.0-0	0.0-0	0	0-0	0-0	0	0
Oct 15	at UMass	2	6	8	1.0-6	1.0-6	0	0-0	0-0	0	0
Oct 22	at FIU*	2	1	3	1.0-2	1.0-2	0	0-0	0-0	0	0
Oct 29	RICE*	4	2	6	0.0-0	0.0-0	0	0-0	0-0	0	0
Nov 5	at North Texas*	0	0	0	0.0-0	0.0-0	0	0-0	0-0	0	0
Nov 12	UTSA*	2	1	3	0.0-0	0.0-0	0	0-0	0-0	0	0
Nov 25	at Southern Miss*	1	0	1	0.0-0	0.0-0	0	0-0	0-0	0	0
Dec 3	vs. WKU^	5	3	8	1.0-1	0.0-0	0	0-0	0-0	0	0
Dec 23	vs. #25 Navy+	1	3	4	0.0-0	0.0-0	0	0-0	0-0	0	0
	TOTAL	**23**	**21**	**44**	**3.5-9**	**2.0-8**	**0**	**0-0**	**0-0**	**1**	**0**

2015 GAME-BY-GAME STATS

Date	Opp	Solo	Ast	Total	TFL-Yds	Sacks	FF	FR-Yds	Int-Yds	QBH	Brk
Oct 3	ULL	2	1	3	0.0-0	0.0-0	0	0-0	0-0	0	0
Oct 10	at UTSA*	0	1	1	0.0-0	0.0-0	0	0-0	0-0	0	0
Oct 24	MIDDLE TENN.*	1	0	1	0.0-0	0.0-0	0	0-0	0-0	0	0
Oct 30	at Rice*	1	0	1	0.0-0	0.0-0	0	0-0	0-0	0	0
Nov 7	NORTH TEXAS*	4	0	4	0.0-0	0.0-0	0	0-0	0-0	0	0
	TOTAL	**8**	**2**	**10**	**0.0-0**	**0.0-0**	**0**	**0-0**	**0-0**	**0**	**0**



JUNIOR (2017)
- Saw action in eight games in his first season with the Bulldogs.
- Punted the ball 19 times for 742 yards and an average of 39.1 yards per punt.
- Had eight fair catches, seven punts inside the 20 and three punts of 50-plus yards.
- Had a season-long 52-yard punt twice in 2017 versus South Alabama (9/30) and at UAB (10/7).

PREVIOUS EXPERIENCE
- Previously trained at ProKick Australia Kicking Academy and played Australian Rules Football.
- Coached by Nathan Chapman.

PERSONAL
Davan Dyer … Son of Estelle Shaire … Born on April 20, 1994.

CAREER HIGHS
Punt attempts: 3, 4 times
Punt yards: 127, at UAB, Oct 7, 2017 (3 punts)
Longest punt: 52, at UAB, Oct 7, 2017; South Alabama, Sep 30, 2017

CAREER STATS

Year	No	Yds	Avg	Long	Blkd	TB	FC	50+	I20
2017	19	742	39.1	52	0	0	8	3	7
Totals	**19**	**742**	**39.1**	**52**	**0**	**0**	**8**	**3**	**7**

2017 GAME-BY-GAME STATS

Date	Opp	No.	Yds	Avg	Long	Blkd	TB	FC	50+	I20
Sep 23	at S. Carolina	2	87	43.5	47	0	0	1	0	0
Sep 30	SOUTH ALABAMA	2	77	38.5	52	0	0	0	1	0
Oct 7	at UAB*	3	127	42.3	52	0	0	1	1	1
Oct 21	USM*	1	23	23.0	23	0	0	1	0	1
Oct 28	at Rice*	2	82	41.0	42	0	0	1	0	0
Nov 18	at UTEP*	3	125	41.7	44	0	0	2	0	2
Nov 25	UTSA*	3	98	32.7	36	0	0	1	0	1
Dec 20	vs. SMU +	3	123	41.0	51	0	0	1	1	2
	Totals	**19**	**742**	**39.1**	**52**	**0**	**0**	**8**	**3**	**7**



SOPHOMORE (2017)
- Saw his first action as a Bulldog in a 57-21 loss to Mississippi State (9/9) when he was 3-for-6 passing for 23 yards and a touchdown.
- Saw action in four games for the Bulldogs, passing for 23 yards and a touchdown, while also rushing for 13 yards on the season.

2016 (BLINN COLLEGE)
- Played in five games, while starting the final four games of the season.
- Threw for 662 yards and four touchdowns as a freshman for Blinn.
- Was 8-for-10 passing for 118 yards and two touchdowns in his first start against Tyler JC.
- Was 26-for-48 with 293 passing yards and a touchdown in the final game of the season.

HIGH SCHOOL
- Graduated from Midland Christian School in 2016.
- Lettered in football, basketball, golf and baseball.
- Named first team all-district in 2015 and offensive MVP in 2016.
- Also named all-district basketball in 2014-15.
- Was a golf regional qualifier in 2014-15 and 2015-16.
- Helped lead Midland Christian to the 3A state semifinals in 2014-15 and Division I TAPPS quarterfinals.
- Coached by Greg McClendon.

PERSONAL
Born on Jan. 8, 1998 in Lubbock, Texas … Son of Matt Elliott and Jennifer Humphrey … Has two siblings: Keeley and Lily Kate.

CAREER HIGHS
Rush attempts: 1, at UTEP, Nov 18, 2017
Rush yards: 13, at UTEP, Nov 18, 2017 (1 carries)
Long rush: 13, at UTEP, Nov 18, 2017
Pass attempts: 6, Mississippi State, Sep 9, 2017

Pass completions: 3, Mississippi State, Sep 9, 2017
Pass yards: 23, Mississippi State, Sep 9, 2017
Pass TDs: 1, Mississippi State, Sep 9, 2017
Long pass: 10, Mississippi State, Sep 9, 2017
Total offense attempts: 6, Mississippi State, Sep 9, 2017 (0 rush,6 pass)
Total ofense yards: 23, Mississippi State, Sep 9, 2017 (0 rush,23 pass)
All-purpose yards: 13, at UTEP, Nov 18, 2017

CAREER PASSING STATS

Year	Cmp-Att-Int	Yds	TD	Lg
2017	4-9-0	23	1	10
TOTAL	**4-9-0**	**23**	**1**	**10**

CAREER RUSHING/RECEIVING STATS

Year	Rush	Yds	TD	Lg	Rec.	Yds	TD	Lg
2017	1	13	0	13	0	0	0	0
TOTAL	**1**	**13**	**0**	**13**	**0**	**0**	**0**	**0**

2017 GAME-BY-GAME PASSING STATS

Date	Opponent	Cmp-Att-Int	Yds	TD	Lg
Sep 9	MISSISSIPPI STATE	3-6-0	23	1	10
Nov 11	FAU*	0-0-0	0	0	0
Nov 18	at UTEP*	0-0-0	0	0	0
Dec 20	vs. SMU +	1-3-0	0	0	0
	Totals	**4-9-0**	**23**	**1**	**10**

Date	Opp	Rush	Yds	TD	Lg	Rec.	Yds	TD	Lg
Nov 18	at UTEP*	1	13	0	13	0	0	0	0
	Totals	**1**	**13**	**0**	**13**	**0**	**0**	**0**	**0**

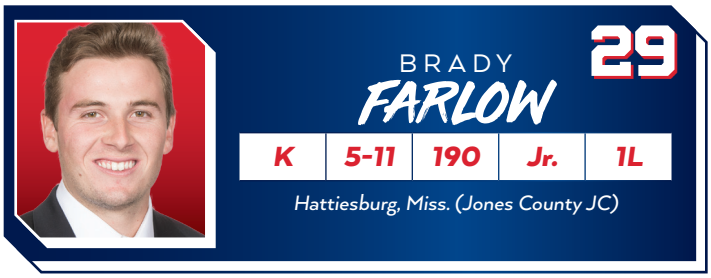

SOPHOMORE (2017)
- Saw action in 9 games in his first season with the Bulldogs.
- Had 36 punts for 1,355 yards and 37.6 yards per punt.
- Had 15 fair catches, seven punts inside the 20 and two punts of 50-plus yards in 2017.
- Recorded a season-long 55-yard punt versus North Texas on Nov. 4, 2017.

2016 (JONES COUNTY JC)
- Connected on 10 of his 15 field goals (66.7 FG pct.) as a freshman for the Bobcats with a long kick of 49 yards.
- Was 28-of-32 (87.5 PAT pct.) on extra points.
- Totaled 58 points in his only season at Jones County.

HIGH SCHOOL
- Graduated from Purvis High School in May 2016.
- Was 18-of-21 on field goals during his prep career.
- Was 116-of-119 on extra points for the Tornadoes to account for a total of 170 points in three seasons.

PERSONAL
Dawson Brady Farlow ... Son of Tony and Stacy Farlow ... Born on May 14, 1998 in Hattiesburg, Mississippi ... Has one sibling, Tatum.

CAREER HIGHS
Punt attempts: 7, Mississippi State, Sep 9, 2017
Punt yards: 273, Mississippi State, Sep 9, 2017 (7 punts)

Longest punt: 55, North Texas, Nov 4, 2017

CAREER STATS

Year	No	Yds	Avg	Long	Blkd	TB	FC	50+	I20
2017	36	1,355	37.6	55	0	1	15	2	7
Totals	**36**	**1,355**	**37.6**	**55**	**0**	**1**	**15**	**2**	**7**

2017 GAME-BY-GAME STATS

Date	Opp	No.	Yds	Avg	Long	Blkd	TB	FC	50+	I20
Sep 2	NSU	4	180	45.0	47	0	0	2	0	1
Sep 9	MISSISSIPPI ST.	7	273	39.0	47	0	0	4	0	0
Sep 16	at WKU*	6	220	36.7	50	0	1	5	1	0
Sep 30	SOUTH ALABAMA	2	71	35.5	42	0	0	1	0	0
Oct 7	at UAB*	3	116	38.7	44	0	0	1	0	0
Oct 21	USM*	5	197	39.4	48	0	0	1	0	2
Oct 28	at Rice*	2	74	37.0	43	0	0	0	0	2
Nov 4	NORTH TEXAS*	4	168	42.0	55	0	0	1	1	1
Nov 11	FAU*	3	56	18.7	37	0	0	0	0	1
	Totals	**36**	**1355**	**37.6**	**55**	**0**	**1**	**15**	**2**	**7**



CAREER HONORS & AWARDS
- First Team All-Conference USA (2017)
- First Team All-Louisiana (2017)
- First Team All-Conference USA (2016)
- First Team All-Louisiana (2016)
- Preseason All-Conference USA (2016)
- FWAA Freshman All-America (2015)
- Sporting News Freshman All-America (2015)
- Second Team All-Louisiana (2015)
- All-Conference USA Honorable Mention (2015)
- Conference USA All-Freshman Team (2015)

REDSHIRT JUNIOR (2017)
- Saw action in 12 games, making 11 starts despite an injury that forced him to miss time.
- Totaled 39 tackles (25 solo, 14 assisted), a team-high 7.0 sacks for 38 yards and 9.5 tackles for a loss of 45 yards.
- Ranks 3rd in the nation among active career leaders with 0.69 sacks per game.
- Ranked 5th among active career leaders in FBS with 27.5 sacks in his career.
- Led LA Tech with five QB hurries on the season and registered two blocked kicks, which ranked 2nd in the nation and 1st in C-USA.

REDSHIRT SOPHOMORE (2016)
- Started all 14 games at defensive end for the Bulldogs.
- Totaled 49 tackles (27 solo, 22 assisted) on the year with a team-high 16 tackles for loss and a school record 14.5 sacks.
- Broke the school record from 1986 for sacks in a season with 14.5.
- Had a career-high eight total tackles (2 solo, 6 assisted) versus WKU (12/3) in the Conference USA Championship.
- Totaled a career-high 2.5 sacks on three different occasions versus UMass (10/15), North Texas (11/5) and Southern Miss (11/25).
- Tied the school record with two fumbles recovered in a single game in LA Tech's win over WKU (10/6).

REDSHIRT FRESHMAN (2015)
- Played in 12 games, making five starts at defensive end.
- Totaled 35 tackles (22 solo, 13 assisted) on the year with a team-high 15 tackles for loss.
- Tied a team-high with six sacks while also recording two forced fumbles.
- Had a career day at UTSA (10/10) in first career start, recording seven tackles (five solo, two assisted), two sacks and four tackles for loss.
- Tallied five tackles (two solo, three assisted), including two and a half for loss and was credited with three quarterback hurries against Mississippi State (10/17).

FRESHMAN (2014)
- Redshirted as a true freshman, did not see action.

HIGH SCHOOL
- Graduated from West Feliciana High School in 2014.
- Lettered four years in football and basketball.
- Received all-state honors and was an East all-star his senior year while garnering district and metro MVP honors in addition to his all-metro and all-district honors.
- Also received all-district honors his junior year.
- Coached by Robb Odom.

PERSONAL
Jaylon O'Neal Ferguson ... Son of Richard and Jackie Harris ... Born on Dec. 14, 1995 in Zachary, Louisiana ... Has two younger siblings: Jazmond Ferguson and Richard Harris, Jr. ... Chose LA Tech over Memphis, Mississippi State, Missouri, NC State, Tulane and UCF ... Recruited by Joe Sloan.

CAREER HIGHS
Tackles: 8, vs WKU, Dec 3, 2016 (2-6); USM, Oct 21, 2017 (5-3)
Sacks: 2.5, at UMass, Oct. 15, 2016 (2-1); at North Texas, Nov 5, 2016 (2-1); at Southern Miss, Nov 25, 2016 (2-1)
Tackles for loss: 4.0, at UTSA, Oct 10, 2015 (4-0)
Fumbles forced: 1, 6 times
Fumbles recovered: 2, WKU, Oct 6, 2016
Pass breakups: 1, vs WKU, Dec 3, 2016; Southern Miss, Nov 28, 2015; South Carolina State, Sep 10, 2016
Blocked kicks: 2, Mississippi State, Sep 9, 2017

CAREER STATS
Year	Solo	Ast	Total	TFL-Yds	Sacks	FF	FR-Yds	Int-Yds	QBH	Brk
2015	22	13	35	15.0-65	6.0-49	2	0-0	0-0	8	1
2016	27	22	49	16.0-94	14.5-89	4	2-0	0-0	2	2
2017	25	14	39	9.5-45	7.0-38	0	1-0	0-0	5	0
TOTAL	**74**	**49**	**123**	**40.5-204**	**27.5-176**	**6**	**3-0**	**0-0**	**15**	**3**

2017 GAME-BY-GAME STATS
Date	Opp	Solo	Ast	Total	TFL-Yds	Sacks	FF	FR-Yds	Int-Yds	QBH	Brk
Sep 2	NSU	2	1	3	0.0-0	0.0-0	0	0-0	0-0	2	0
Sep 9	MISSISSIPPI ST.	2	2	4	0.0-0	0.0-0	0	0-0	0-0	1	0
Sep 16	at WKU*	4	2	6	2.0-12	2.0-12	0	0-0	0-0	0	0
Sep 23	at S. Carolina	1	0	1	1.0-5	1.0-5	0	0-0	0-0	0	0
Sep 30	SOUTH ALABAMA	2	1	3	0.0-0	0.0-0	0	0-0	0-0	1	0
Oct 7	at UAB*	4	1	5	1.0-5	1.0-5	0	0-0	0-0	1	0
Oct 21	USM*	5	3	8	1.0-2	0.0-0	0	0-0	0-0	0	0
Oct 28	at Rice*	0	0	0	0.0-0	0.0-0	0	0-0	0-0	0	0
Nov 4	NORTH TEXAS*	1	0	1	0.0-0	0.0-0	0	0-0	0-0	0	0
Nov 18	at UTEP*	1	1	2	0.5-3	0.5-3	0	0-0	0-0	0	0
Nov 25	UTSA*	2	3	5	3.0-13	1.5-8	0	0-0	0-0	0	0
Dec 20	vs. SMU +	1	0	1	1.0-5	1.0-5	0	1-0	0-0	0	0
	TOTAL	**25**	**14**	**39**	**9.5-45**	**7.0-38**	**0**	**1-0**	**0-0**	**5**	**0**

2016 GAME-BY-GAME STATS
Date	Opp	Solo	Ast	Total	TFL-Yds	Sacks	FF	FR-Yds	Int-Yds	QBH	Brk
Sep 3	at Arkansas	2	2	4	0.0-0	0.0-0	0	0-0	0-0	0	0
Sep 10	SC STATE	1	1	2	1.0-1	1.0-1	1	0-0	0-0	0	1
Sep 17	at Texas Tech	3	1	4	0.0-0	0.0-0	0	0-0	0-0	0	0
Sep 24	at Middle Tenn.*	2	0	2	2.0-12	1.0-8	0	0-0	0-0	2	0
Oct 1	UTEP*	1	2	3	1.0-10	1.0-10	0	0-0	0-0	0	0
Oct 6	WKU*	0	0	0	0.0-0	0.0-0	0	2-0	0-0	0	0
Oct 15	at UMass	2	1	3	2.5-12	2.5-12	1	0-0	0-0	0	0
Oct 22	at FIU*	1	1	2	1.0-6	1.0-6	0	0-0	0-0	0	0
Oct 29	RICE*	2	2	4	1.0-6	1.0-6	0	0-0	0-0	0	0
Nov 5	at North Texas*	3	1	4	2.5-13	2.5-13	0	0-0	0-0	0	0
Nov 12	UTSA*	3	0	3	2.0-16	2.0-16	1	0-0	0-0	0	0
Nov 25	at Southern Miss*	3	3	6	2.5-17	2.5-17	1	0-0	0-0	0	0
Dec 3	vs. WKU^	2	6	8	0.5-1	0.0-0	0	0-0	0-0	0	1
Dec 23	vs. #25 Navy+	2	2	4	0.0-0	0.0-0	0	0-0	0-0	0	0
	TOTAL	**27**	**22**	**49**	**16.0-94**	**14.5-89**	**4**	**2-0**	**0-0**	**2**	**2**

2015 GAME-BY-GAME STATS
Date	Opp	Solo	Ast	Total	TFL-Yds	Sacks	FF	FR-Yds	Int-Yds	QBH	Brk
Sep 5	SOUTHERN	1	0	1	0.0-0	0.0-0	0	0-0	0-0	0	0
Sep 19	at Kansas State	1	0	1	0.0-0	0.0-0	0	0-0	0-0	0	0
Sep 26	FIU*	1	0	1	0.0-0	0.0-0	0	0-0	0-0	0	0
Oct 10	at UTSA*	5	2	7	4.0-20	2.0-16	0	0-0	0-0	1	0
Oct 17	at Mississippi St.	2	3	5	2.5-8	1.0-4	0	0-0	0-0	3	0
Oct 24	MIDDLE TENN.*	3	0	3	2.0-23	2.0-23	1	0-0	0-0	1	0
Oct 30	at Rice*	5	0	5	3.0-8	1.0-6	0	0-0	0-0	1	0
Nov 7	NORTH TEXAS*	2	4	6	2.5-5	0.0-0	1	0-0	0-0	1	0
Nov 21	at UTEP*	0	2	2	0.0-0	0.0-0	0	0-0	0-0	0	0
Nov 28	SOUTHERN MISS*	2	0	2	0.0-0	0.0-0	0	0-0	0-0	0	1
Dec 19	Arkansas State+	1	0	1	1.0-1	0.0-0	0	0-0	0-0	1	0
	TOTAL	**23**	**11**	**34**	**15.0-65**	**6.0-49**	**2**	**0-0**	**0-0**	**8**	**1**



REDSHIRT FRESHMAN (2017)
- Did not see action.

FRESHMAN (2016)
- Redshirted as a true freshman, did not see action.

HIGH SCHOOL
- A three-star prospect according to 247 Sports and ESPN.
- Ranked as the No. 3 offensive lineman and No. 58 football player overall in Louisiana while ranked as the No. 76 overall offensive lineman nationally.
- Graduated from Westgate High School in 2016.
- Lettered in football and track.
- Ranked No. 58 among all players in Louisiana by ESPN.
- Coached by Ryan Antione.

PERSONAL
Taylor Fondal ... Son of Glenn and Shelby Fondal ... Born on Nov. 25, 1997 in New Iberia, Louisiana ... An only child ... Chose Louisiana Tech over Mississippi State, Ole Miss, Southern Miss and Western Kentucky ... Recruited by Karl Scott.



JUNIOR (2017)
- Played in 12 games, making seven starts on the defensive line.
- Registered 14 total tackles (8 solo, 6 assists), 2.5 tackles for loss, a half sack, three pass break-ups and two QB hurries.

SOPHOMORE (2016)
- Played in all 14 games, making one start against UTSA (11/12).
- Had 18 tackles (9 solo, 9 assisted) on the year and two tackles for loss.
- Had a season-high three total tackles against South Carolina State (9/10), FIU (10/22) and Rice (10/29).

COPIAH-LINCOLN CC (2015)
- Played in nine games, registered five total tackles (3 solo, 2 assisted).
- Two of his three solo tackles were sacks for a loss of 16 yards.
- Helped lead team to a 7-2 record.
- Coached by Glenn Davis.

HIGH SCHOOL
- Graduated from Murrah High School in 2015.
- Only played football for two years of high school, registering 40 tackles, 15 tackles for a loss and 11 sacks.
- Played in the Mississippi-Alabama All-Star Game.
- Coached by Zackary Grady.

PERSONAL
Keonatye Garner ... Son of Shameka Garner ... Born on Oct. 1, 1996 in Jackson, Mississippi ... Has two siblings, Keirra Perry and Kenyatta Garner ... Recruited by Robert McFarland.

CAREER HIGHS
Tackles: 3, 5 times
Sacks: 0.5, UTSA, Nov 25, 2017 (0-1)
Tackles for loss: 1.0, North Texas, Nov 04, 2017 (1-0); at WKU, Sep 16, 2017 (1-0); at Middle Tennessee, Sep 24, 2016 (1-0)
Pass breakups: 2, South Alabama, Sep 30, 2017

CAREER STATS

Year	Solo	Ast	Total	TFL-Yds	Sacks	FF	FR-Yds	Int-Yds	QBH	Brk
2016	9	9	18	2.0-3	0.0-0	0	0-0	0-0	0	0
2017	8	6	14	2.5-9	0.5-4	0	0-0	0-0	2	3
TOTAL	**17**	**15**	**32**	**4.5-12**	**0.5-4**	**0**	**0-0**	**0-0**	**2**	**3**

2017 GAME-BY-GAME STATS

Date	Opp	Solo	Ast	Total	TFL-Yds	Sacks	FF	FR-Yds	Int-Yds	QBH	Brk
Sep 9	MISSISSIPPI ST.	0	1	1	0.0-0	0.0-0	0	0-0	0-0	0	0
Sep 16	at WKU*	1	0	1	1.0-3	0.0-0	0	0-0	0-0	0	0
Sep 23	at S. Carolina	0	0	0	0.0-0	0.0-0	0	0-0	0-0	0	0
Sep 30	SOUTH ALABAMA	0	0	0	0.0-0	0.0-0	0	0-0	0-0	1	2
Oct 7	at UAB*	0	0	0	0.0-0	0.0-0	0	0-0	0-0	0	1
Oct 21	USM*	2	0	2	0.0-0	0.0-0	0	0-0	0-0	0	0
Oct 28	at Rice*	0	0	0	0.0-0	0.0-0	0	0-0	0-0	1	0
Nov 4	NORTH TEXAS*	1	0	1	1.0-2	0.0-0	0	0-0	0-0	0	0
Nov 11	FAU*	0	2	2	0.0-0	0.0-0	0	0-0	0-0	0	0
Nov 18	at UTEP*	2	1	3	0.0-0	0.0-0	0	0-0	0-0	0	0
Nov 25	UTSA*	2	1	3	0.5-4	0.5-4	0	0-0	0-0	0	0
Dec 20	vs. SMU +	0	1	1	0.0-0	0.0-0	0	0-0	0-0	0	0
	TOTAL	**8**	**6**	**14**	**2.5-9**	**0.5-4**	**0**	**0-0**	**0-0**	**2**	**3**

2016 GAME-BY-GAME STATS

Date	Opp	Solo	Ast	Total	TFL-Yds	Sacks	FF	FR-Yds	Int-Yds	QBH	Brk
Sep 3	at Arkansas	0	1	1	0.0-0	0.0-0	0	0-0	0-0	0	0
Sep 10	SC STATE	0	3	3	0.5-1	0.0-0	0	0-0	0-0	0	0
Sep 17	at Texas Tech	2	0	2	0.0-0	0.0-0	0	0-0	0-0	0	0
Sep 24	at Middle Tenn.*	1	0	1	1.0-1	0.0-0	0	0-0	0-0	0	0
Oct 1	UTEP*	0	0	0	0.0-0	0.0-0	0	0-0	0-0	0	0
Oct 6	WKU*	0	0	0	0.0-0	0.0-0	0	0-0	0-0	0	0
Oct 15	at UMass	0	1	1	0.0-0	0.0-0	0	0-0	0-0	0	0
Oct 22	at FIU*	2	1	3	0.5-1	0.0-0	0	0-0	0-0	0	0
Oct 29	RICE*	1	2	3	0.0-0	0.0-0	0	0-0	0-0	0	0
Nov 5	at North Texas*	0	0	0	0.0-0	0.0-0	0	0-0	0-0	0	0
Nov 12	UTSA*	2	0	2	0.0-0	0.0-0	0	0-0	0-0	0	0
Nov 25	at Southern Miss*	0	0	0	0.0-0	0.0-0	0	0-0	0-0	0	0
Dec 3	vs. WKU^	1	0	1	0.0-0	0.0-0	0	0-0	0-0	0	0
Dec 23	vs. #25 Navy+	0	1	1	0.0-0	0.0-0	0	0-0	0-0	0	0
	TOTAL	**9**	**9**	**18**	**2.0-3**	**0.0-0**	**0**	**0-0**	**0-0**	**0**	**0**



REDSHIRT FRESHMAN (2017)
- Saw action in 10 games in his redshirt freshman campaign.
- Registered 6 total tackles (5 solo, 1 assist) for the Bulldogs.

FRESHMAN (2016)
- Redshirted as a true freshman, did not see action.

HIGH SCHOOL
- Graduated from Ouachita Parish High School in 2016.
- Lettered in football, basketball and track.
- Registered eight interceptions, 82 tackles and 28 pass break-ups over his high school career.
- Received first team all-district and All-Northeast honors, while also receiving honorable mention all-state accolades.
- Coached by Jeff Fitzgerald.

PERSONAL
Zachary O'Neal Hannibal ... Son of Roderick and Cathy Hannibal ... Has one sibling, Cortney Bibby ... Born on March 26, 1998 in Monroe, Louisiana ... Chose Louisiana Tech over Army, Colorado State, Louisiana-Lafayette, Louisiana-Monroe and Southern Miss ... Recruited by Tim Rattay.

CAREER HIGHS
Tackles: 2, vs SMU, Dec 20, 2017 (2-0); Northwestern State, Sep 2, 2017 (1-1)

CAREER STATS

Year	Solo	Ast	Total	TFL-Yds	Sacks	FF	FR-Yds	Int-Yds	QBH	Brk
2017	5	1	6	0.0-0	0.0-0	0	0-0	0-0	0	0
Totals	**5**	**1**	**6**	**0.0-0**	**0.0-0**	**0**	**0-0**	**0-0**	**0**	**0**

2017 GAME-BY-GAME STATS

Date	Opp	Solo	Ast	Total	TFL-Yds	Sacks	FF	FR-Yds	Int-Yds	QBH	Brk
Sep 2	NSU	1	1	2	0.0-0	0.0-0	0	0-0	0-0	0	0
Sep 30	SOUTH ALABAMA	0	0	0	0.0-0	0.0-0	0	0-0	0-0	0	0
Oct 7	at UAB*	0	0	0	0.0-0	0.0-0	0	0-0	0-0	0	0
Oct 21	USM*	0	0	0	0.0-0	0.0-0	0	0-0	0-0	0	0
Oct 28	at Rice*	1	0	1	0.0-0	0.0-0	0	0-0	0-0	0	0
Nov 4	NORTH TEXAS*	0	0	0	0.0-0	0.0-0	0	0-0	0-0	0	0
Nov 11	FAU*	0	0	0	0.0-0	0.0-0	0	0-0	0-0	0	0
Nov 18	at UTEP*	1	0	1	0.0-0	0.0-0	0	0-0	0-0	0	0
Nov 25	UTSA*	0	0	0	0.0-0	0.0-0	0	0-0	0-0	0	0
Dec 20	vs. SMU +	2	0	2	0.0-0	0.0-0	0	0-0	0-0	0	0
	TOTAL	**5**	**1**	**6**	**0.0-0**	**0.0-0**	**0**	**0-0**	**0-0**	**0**	**0**



REDSHIRT FRESHMAN (2017)
- Played in nine games and started one game despite battling injuries midway through the season.
- Totaled 18 receptions for 251 yards and one touchdown catch in his first season of action.
- Caught his first career touchdown in LA Tech's win over South Alabama (9/30).
- Had a season-high six receptions for 76 yards against Florida Atlantic (11/11).

FRESHMAN (2016)
- Redshirted as a true freshman, did not see action.

HIGH SCHOOL
- Graduated from Dekaney High School in 2016.
- Rated as a three-star prospect by 247Sports, Rivals and ESPN.
- Ranked as the No. 105 WR in the country by ESPN and No. 170 by 247Sports.
- Named the No. 58 athlete in the country by Rivals.
- No. 92 prospect in the state of Texas by ESPN.
- Originally signed with Oklahoma before being granted his release prior to the 2016 season.
- Played quarterback in high school.
- Threw for 1,075 yards and 11 touchdowns, while totaling 218 receiving yards and three touchdown receptions as a senior.
- Rushed for 594 yards and four touchdowns.
- Lettered in football, basketball and track.
- Coached by Anthony Williams.

PERSONAL
Adrian Hardy … Born on March 13, 1997 in New Orleans, Louisiana.

CAREER HIGHS
Points scored: 6, South Alabama, Sep 30, 2017
Touchdowns: 1, South Alabama, Sep 30, 2017
Rush attempts: 1, UTSA, Nov 25, 2017
Rush yards: 1, UTSA, Nov 25, 2017 (1 carries)
Long rush: 1, UTSA, Nov 25, 2017
Receptions: 6, Florida Atlantic, Nov 11, 2017
Receiving yards: 76, Florida Atlantic, Nov 11, 2017 (6 receptions)
Receiving TDs: 1, South Alabama, Sep 30, 2017
Long reception: 30, South Alabama, Sep 30, 2017
Total offense attempts: 1, UTSA, Nov 25, 2017 (1 rush,0 pass)
Total ofense yards: 1, UTSA, Nov 25, 2017 (1 rush,0 pass)
All-purpose yards: 76, Florida Atlantic, Nov 11, 2017

CAREER STATS

Year	Rush	Yds	TD	Lg	Rec.	Yds	TD	Lg
2017	1	1	0	1	18	251	1	30
TOTAL	**1**	**1**	**0**	**1**	**18**	**251**	**1**	**30**

2017 GAME-BY-GAME STATS

Date	Opp	Rush	Yds	TD	Lg	Rec.	Yds	TD	Lg
Sep 2	NSU	0	0	0	0	1	18	0	18
Sep 9	MISSISSIPPI ST.	0	0	0	0	0	0	0	0
Sep 16	at WKU*	0	0	0	0	2	31	0	18
Sep 23	at South Carolina	0	0	0	0	0	0	0	0
Sep 30	SOUTH ALABAMA	0	0	0	0	4	68	1	30
Nov 11	FAU*	0	0	0	0	6	76	0	23
Nov 18	at UTEP*	0	0	0	0	0	0	0	0
Nov 25	UTSA*	1	1	0	1	1	9	0	9
Dec 20	vs. SMU +	0	0	0	0	4	49	0	25
	TOTALS	**1**	**1**	**0**	**1**	**18**	**251**	**1**	**30**



FRESHMAN (2017)
- Redshirted as a true freshman, did not see action.

HIGH SCHOOL
- Graduated from St. Thomas More High School in 2017.
- Earned a total of six letters in both football and basketball.
- Led St. Thomas More to its first state title in history in 2016.
- Named All-Acadiana and All-District as both a junior and senior.
- Eclipsed 1,000 receiving yards with 24 touchdowns in his career.
- Coached by Jim Hightower.

PERSONAL
Griffin Hebert … Son of Charles and Lanette … Born on April 2, 1999.

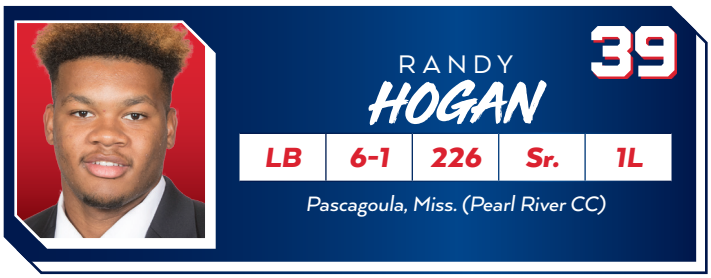

JUNIOR (2017)
- Saw action in 13 games in his first season with the Bulldogs, totaling 15 tackles (10 solo, 5 assists) and a half sack on the season.
- Registered a season-high 4 total tackles in LA Tech's win over Northwestern State on Sept. 2, 2017.
- Also had one QB hurry on the season and forced a fumble in LA Tech's 51-10 win over No. 25-ranked SMU in the DXL Frisco Bowl (12/20).

PEARL RIVER CC (2015-16)
- Led Pearl River with 98 tackles and three sacks in 2016.
- Recorded 59 total tackles as a freshman in 2015.
- Earned second team honors on the MACJC All-South Division Teams.
- Coached by David Saunders.

HIGH SCHOOL
- Graduated from Pascagoula High School in 2015.
- Registered 164 total tackles, two sacks and four forced fumbles.
- Had 82 tackles in 12 games as a junior, including six tackles for loss.
- Coached by Lewis Sims.

PERSONAL
Randy de'lawrence Hogan Jr. ... Son of Randy Hogan Sr. and Marvannia Washington.

CAREER HIGHS
Tackles: 5, vs SMU, Dec 20, 2017 (5-0)
Tackles for loss: .5, USM, Oct 21, 2017 (0-0)
Fumbles forced: 1, vs SMU, Dec 20, 2017

CAREER STATS
Year	Solo	Ast	Total	TFL-Yds	Sacks	FF	FR-Yds	Int-Yds	QBH	Brk
2017	10	5	15	0.5-0	0.0-0	1	0-0	0-0	1	0
Totals	**10**	**5**	**15**	**0.5-0**	**0.0-0**	**1**	**0-0**	**0-0**	**1**	**0**

2017 GAME-BY-GAME STATS
Date	Opp	Solo	Ast	Total	TFL-Yds	Sacks	FF	FR-Yds	Int-Yds	QBH	Brk
Sep 2	NSU	1	3	4	0.0-0	0.0-0	0	0-0	0-0	1	0
Sep 9	MISSISSIPPI ST.	0	0	0	0.0-0	0.0-0	0	0-0	0-0	0	0
Sep 16	at WKU*	0	0	0	0.0-0	0.0-0	0	0-0	0-0	0	0
Sep 23	at S. Carolina	0	0	0	0.0-0	0.0-0	0	0-0	0-0	0	0
Sep 30	SOUTH ALABAMA	1	0	1	0.0-0	0.0-0	0	0-0	0-0	0	0
Oct 7	at UAB*	0	0	0	0.0-0	0.0-0	0	0-0	0-0	0	0
Oct 21	USM*	0	2	2	0.5-0	0.0-0	0	0-0	0-0	0	0
Oct 28	at Rice*	2	0	2	0.0-0	0.0-0	0	0-0	0-0	0	0
Nov 4	NORTH TEXAS*	0	0	0	0.0-0	0.0-0	0	0-0	0-0	0	0
Nov 11	FAU*	1	0	1	0.0-0	0.0-0	0	0-0	0-0	0	0
Nov 18	at UTEP*	0	0	0	0.0-0	0.0-0	0	0-0	0-0	0	0
Nov 25	UTSA*	0	0	0	0.0-0	0.0-0	0	0-0	0-0	0	0
Dec 20	vs. SMU +	5	0	5	0.0-0	0.0-0	1	0-0	0-0	0	0
	TOTAL	**10**	**5**	**15**	**0.5-0**	**0.0-0**	**1**	**0-0**	**0-0**	**1**	**0**

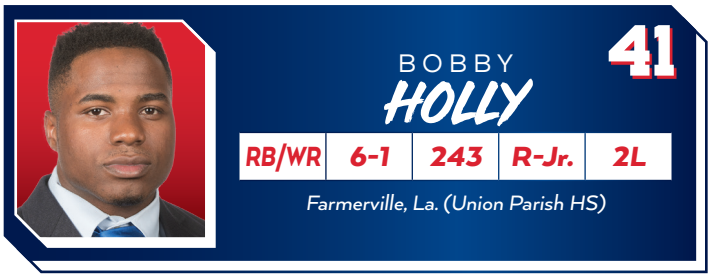

REDSHIRT SOPHOMORE (2017)
- Saw action in all 13 games primarily on special teams.
- Had one kick return For seven yards in the regular-season finale versus UTSA (11/25).
- Returned a kickoff 16 yards in LA Tech's 51-10 victory over No. 25-ranked SMU in the DXL Frisco Bowl (12/20.)

REDSHIRT FRESHMAN (2016)
- Appeared in all 14 games for the Bulldogs, mainly on special teams.
- Had four rushing attempts on the season.
- Had nine total tackles (5 solo, 4 assisted) on special teams coverage.

FRESHMAN (2015)
- Redshirted as a true freshman, did not see action.

HIGH SCHOOL
- Graduated from Union Parish High School in 2015.
- Lettered in football and powerlifting.
- Named first team all-state in football.
- Led Union Parish to a 2013 LHSAA State Championship.
- Coached by Joe Spatafora.

PERSONAL
Bobby DeWayne Holly Jr.... Born on June 4, 1997 in Ruston, Louisiana ... Son of Bobby Holly Sr. and Stella Amacker ... Has two siblings: Jamarion Ford and MyKetrian Stone.

CAREER HIGHS
Rush attempts: 3, South Carolina State, Sep 10, 2016
Rush yards: 4, South Carolina State, Sep 10, 2016 (3 carries)
Long rush: 3, South Carolina State, Sep 10, 2016
Total offense attempts: 3, South Carolina State, Sep 10, 2016 (3 rush,0 pass)
Total ofense yards: 4, South Carolina State, Sep 10, 2016 (4 rush,0 pass)
All-purpose yards: 16, vs SMU, Dec 20, 2017
Kick returns: 1, vs SMU, Dec 20, 2017; UTSA, Nov 25, 2017; at FIU, Oct 22, 2016
Kick return yards: 16, vs SMU, Dec 20, 2017 (1 returns)
Long kick return: 16, vs SMU, Dec 20, 2017
Tackles: 3, at UMass, Oct. 15, 2016 (1-2)

CAREER STATS
Year	Rush	Yds	TD	Lg	Rec.	Yds	TD	Lg
2016	4	0	0	3	0	0	0	0
TOTAL	**4**	**0**	**0**	**3**	**0**	**0**	**0**	**0**

Year	PRet	Yds	TD	Lg	KRet	Yds	TD	Lg
2017	0	0	0	0	2	23	0	16
TOTAL	**0**	**0**	**0**	**0**	**2**	**23**	**0**	**16**

2017 GAME-BY-GAME STATS
Date	Opp	PRet	Yds	TD	Lg	KRet	Yds	TD	Lg
Nov 25	UTSA*	0	0	0	0	1	7	0	7
Dec 20	vs. SMU +	0	0	0	0	1	16	0	16
	TOTALS	**0**	**0**	**0**	**0**	**2**	**23**	**0**	**16**

2016 GAME-BY-GAME STATS
Date	Opp	Rush	Yds	TD	Lg	Rec.	Yds	TD	Lg
Sep 3	at Arkansas	0	0	0	0	0	0	0	0
Sep 10	SC STATE	3	4	0	3	0	0	0	0
Sep 17	at Texas Tech	0	0	0	0	0	0	0	0
Sep 24	at Middle Tennessee*	1	-4	0	0	0	0	0	0
Oct 1	UTEP*	0	0	0	0	0	0	0	0
Oct 6	WKU*	0	0	0	0	0	0	0	0
Oct 15	at UMass	0	0	0	0	0	0	0	0
Oct 22	at FIU*	0	0	0	0	0	0	0	0
Oct 29	RICE*	0	0	0	0	0	0	0	0
Nov 5	at North Texas*	0	0	0	0	0	0	0	0
Nov 12	UTSA*	0	0	0	0	0	0	0	0
Nov 25	at Southern Miss*	0	0	0	0	0	0	0	0
Dec 3	vs. WKU^	0	0	0	0	0	0	0	0
Dec 23	vs. #25 Navy+	0	0	0	0	0	0	0	0
	TOTAL	**4**	**0**	**0**	**3**	**0**	**0**	**0**	**0**



KOLLIN HURT 20

S	6-3	188	R-Fr.	RS

Gilmer, Texas (Gilmer HS)

FRESHMAN (2017)
- Redshirted as a true freshman, did not see action.

HIGH SCHOOL
- Graduated from Gilmer High School in 2017.
- Three-sport athlete who lettered in football, baseball and track.
- Helped lead Gilmer to a state championship in 2014 as a sophomore.
- Earned all-state honors as both a junior and senior for the Buckeyes.
- Recorded 22 interceptions over the course of his high school career.
- Coached by Matt Turner.

PERSONAL
Kollin L. Hurt … Son of Kollin and Melinda Hurt … Born on Sept. 6, 1998 … Has one sibling, Mason.



JAMES JACKSON 10

S	5-11	210	R-Jr.	2L

Haynesville, La. (Haynesville HS)

REDSHIRT SOPHOMORE (2017)
- Saw action in 12 games for the Bulldogs as a defensive back and on special teams.
- Registered 11 total tackles (10 solo, 1 assist) on the season.

REDSHIRT FRESHMAN (2016)
- Appeared in seven games for the Bulldogs.
- Registered one solo tackle in LA Tech's win at home over Rice (10/29).

FRESHMAN (2015)
- Redshirted as a true freshman, did not see action.

HIGH SCHOOL
- Graduated from Haynesville High School in 2015.
- A three-star rated recruit.
- Lettered in football, basketball, track and baseball.
- Named MVP of the 2014 state championship.
- Led team to the 2013 and 2014 state championship.
- Also won a team state championship in track and field in 2013.
- Coached by David Franklin.

PERSONAL
James Earl Jackson … Son of Brenda Jackson … Born on July 17, 1997 in Homer, Louisiana … Has four siblings … Chose Louisiana Tech over Louisiana-Lafayette and Northwestern State … Recruited by Blake Baker.

CAREER HIGHS
Tackles: 3, UTSA, Nov 25, 2017 (3-0)

CAREER STATS

Year	Solo	Ast	Total	TFL-Yds	Sacks	FF	FR-Yds	Int-Yds	QBH	Brk
2016	1	0	1	0.0-0	0.0-0	0	0-0	0-0	0	0
2017	10	1	11	0.0-0	0.0-0	0	0-0	0-0	0	0
TOTAL	**11**	**1**	**12**	**0.0-0**	**0.0-0**	**0**	**0-0**	**0-0**	**0**	**0**

2017 GAME-BY-GAME STATS

Date	Opp	Solo	Ast	Total	TFL-Yds	Sacks	FF	FR-Yds	Int-Yds	QBH	Brk
Sep 2	NSU	1	1	2	0.0-0	0.0-0	0	0-0	0-0	0	0
Sep 9	MISSISSIPPI ST.	1	0	1	0.0-0	0.0-0	0	0-0	0-0	0	0
Sep 16	at WKU*	0	0	0	0.0-0	0.0-0	0	0-0	0-0	0	0
Sep 23	at S. Carolina	0	0	0	0.0-0	0.0-0	0	0-0	0-0	0	0
Sep 30	SOUTH ALABAMA	0	0	0	0.0-0	0.0-0	0	0-0	0-0	0	0
Oct 7	at UAB*	2	0	2	0.0-0	0.0-0	0	0-0	0-0	0	0
Oct 21	USM*	2	0	2	0.0-0	0.0-0	0	0-0	0-0	0	0
Nov 4	NORTH TEXAS*	0	0	0	0.0-0	0.0-0	0	0-0	0-0	0	0
Nov 11	FAU*	0	0	0	0.0-0	0.0-0	0	0-0	0-0	0	0
Nov 18	at UTEP*	0	0	0	0.0-0	0.0-0	0	0-0	0-0	0	0
Nov 25	UTSA*	3	0	3	0.0-0	0.0-0	0	0-0	0-0	0	0
Dec 20	vs. SMU +	1	0	1	0.0-0	0.0-0	0	0-0	0-0	0	0
	TOTAL	**10**	**1**	**11**	**0.0-0**	**0.0-0**	**0**	**0-0**	**0-0**	**0**	**0**

2016 GAME-BY-GAME STATS

Date	Opp	Solo	Ast	Total	TFL-Yds	Sacks	FF	FR-Yds	Int-Yds	QBH	Brk
Sep 10	SC STATE	0	0	0	0.0-0	0.0-0	0	0-0	0-0	0	0
Sep 24	at Middle Tenn.*	0	0	0	0.0-0	0.0-0	0	0-0	0-0	0	0
Oct 1	UTEP*	0	0	0	0.0-0	0.0-0	0	0-0	0-0	0	0
Oct 6	WKU*	0	0	0	0.0-0	0.0-0	0	0-0	0-0	0	0
Oct 15	at UMass	0	0	0	0.0-0	0.0-0	0	0-0	0-0	0	0
Oct 29	RICE*	1	0	1	0.0-0	0.0-0	0	0-0	0-0	0	0
Nov 12	UTSA*	0	0	0	0.0-0	0.0-0	0	0-0	0-0	0	0
	TOTAL	**1**	**0**	**1**	**0.0-0**	**0.0-0**	**0**	**0-0**	**0-0**	**0**	**0**



ERIC KENDZIOR 47

DE	6-3	250	Jr.	2L

Deer Park, Texas (La Porte HS)

SOPHOMORE (2017)
- Appeared in 12 games for the Bulldogs as a sophomore.
- Registered 12 total tackles (4 solo, 8 assists), one pass break-up and a fumble recovery.
- Recorded a fumble recovery and returned it eight yards in LA Tech's 51-10 victory over No. 25-ranked SMU in the DXL Frisco Bowl.
- Tied a career-high with three total tackles against North Texas on Nov. 4, 2017.

FRESHMAN (2016)
- Saw action in nine games, while totaling nine tackles (5 solo, 4 assisted), 3.5 tackles for loss, two sacks and a QB hurry as a true freshman.
- Had a season-high three solo tackles and two sacks for 10 yards in LA Tech's win over Rice (10/29) at home.

HIGH SCHOOL
- Graduated from La Porte High School in 2016.
- A three-star rated prospect according to ESPN.
- Lettered in football, track and powerlifting.

- Team captain that was a unanimous all-district selection his senior year, while also getting first team all-district honors his junior year.
- Listed among the top 100 recruits in the Houston area by the Houston Chronicle.
- Tallied 88 total tackles his junior year with four sacks, two fumble recoveries and one forced fumble, while registering a combined 87 yards on tackles for a loss his senior year.
- Led team to an 8-3 record his senior year.
- Coached by Jeff Lareau.

PERSONAL
Eric Scott Kendzior ... Son of David and Kristi Kendzior ... Born on Nov. 12, 1997 in Baytown, Texas ... Has two younger siblings: Triniti and Ryan ... Chose Louisiana Tech over Army, Air Force and Houston Baptist ... Recruited by Karl Scott.

CAREER HIGHS
Tackles:3, North Texas, Nov 4, 2017 (1-2); Rice, Oct 29, 2016 (3-0)
Sacks: 2.0, Rice, Oct 29, 2016 (2-0)
Tackles for loss: 2.0, Rice, Oct 29, 2016 (2-0)
Fumbles recovered: 1, vs SMU, Dec 20, 2017
Pass breakups: 1, Northwestern State, Sep 2, 2017

CAREER STATS

Year	Solo	Ast	Total	TFL-Yds	Sacks	FF	FR-Yds	Int-Yds	QBH	Brk
2016	5	4	9	3.5-17	2.0-10	0	0-0	0-0	1	0
2017	4	8	12	0.0-0	0.0-0	0	1-8	0-0	0	1
TOTAL	**9**	**12**	**21**	**3.5-17**	**2.0-10**	**0**	**1-8**	**0-0**	**1**	**1**

2017 GAME-BY-GAME STATS

Date	Opp	Solo	Ast	Total	TFL-Yds	Sacks	FF	FR-Yds	Int-Yds	QBH	Brk
Sep 2	NSU	0	0	0	0.0-0	0.0-0	0	0-0	0-0	0	1
Sep 9	MISSISSIPPI ST.	0	1	1	0.0-0	0.0-0	0	0-0	0-0	0	0
Sep 16	at WKU*	0	1	1	0.0-0	0.0-0	0	0-0	0-0	0	0
Sep 30	SOUTH ALABAMA	0	0	0	0.0-0	0.0-0	0	0-0	0-0	0	0
Oct 7	at UAB*	0	1	1	0.0-0	0.0-0	0	0-0	0-0	0	0
Oct 21	USM*	0	1	1	0.0-0	0.0-0	0	0-0	0-0	0	0
Oct 28	at Rice*	2	0	2	0.0-0	0.0-0	0	0-0	0-0	0	0
Nov 4	NORTH TEXAS*	1	2	3	0.0-0	0.0-0	0	0-0	0-0	0	0
Nov 11	FAU*	0	1	1	0.0-0	0.0-0	0	0-0	0-0	0	0
Nov 18	at UTEP*	0	1	1	0.0-0	0.0-0	0	0-0	0-0	0	0
Nov 25	UTSA*	0	0	0	0.0-0	0.0-0	0	0-0	0-0	0	0
Dec 20	vs. SMU +	1	0	1	0.0-0	0.0-0	0	1-8	0-0	0	0
	TOTAL	**4**	**8**	**12**	**0.0-0**	**0.0-0**	**0**	**1-8**	**0-0**	**0**	**1**

2016 GAME-BY-GAME STATS

Date	Opp	Solo	Ast	Total	TFL-Yds	Sacks	FF	FR-Yds	Int-Yds	QBH	Brk
Sep 10	SC STATE	0	1	1	0.0-0	0.0-0	0	0-0	0-0	0	0
Sep 24	at Middle Tenn.*	0	0	0	0.0-0	0.0-0	0	0-0	0-0	0	0
Oct 1	UTEP*	0	0	0	0.0-0	0.0-0	0	0-0	0-0	0	0
Oct 15	at UMass	0	1	1	0.0-0	0.0-0	0	0-0	0-0	0	0
Oct 22	at FIU*	1	0	1	0.0-0	0.0-0	0	0-0	0-0	0	0
Oct 29	RICE*	3	0	3	2.0-10	2.0-10	0	0-0	0-0	0	0
Nov 5	at North Texas*	0	1	1	0.0-0	0.0-0	0	0-0	0-0	1	0
Nov 12	UTSA*	0	1	1	0.5-2	0.0-0	0	0-0	0-0	0	0
Nov 25	at Southern Miss*	1	0	1	1.0-5	0.0-0	0	0-0	0-0	0	0
	TOTAL	**5**	**4**	**9**	**3.5-17**	**2.0-10**	**0**	**0-0**	**0-0**	**1**	**0**



DREW KIRKPATRICK 55

OL	6-3	309	R-Jr.	RS

Uvalde, Texas (Blinn College)

JUNIOR (2017)
- Redshirted his junior season after signing out of Blinn College, did not see action.

BLINN COLLEGE (2015-16)
- Named second team all-conference in 2016 by the Southwest Junior College Football Conference.
- Helped pave the way for a Blinn offense that racked up 462.8 yards per game and 38.1 points per game in 2016.

HIGH SCHOOL
- Graduated from Uvalde High School in 2015.
- Named first team all-district in 2013 and 2014.
- Helped lead Uvalde to the playoffs in 2012, 2013 and 2014.
- Lettered in football, powerlifting and track and field.
- Coached by Gary MacGriffin.

PERSONAL
Born on June 23, 1996 in Uvalde, Texas … Son of Benny and Dee Kirkpatrick … Has two siblings: Ty Kirkpatrick and Jesse White.



EPHRAIM KITCHEN 37

CB	5-10	178	R-Jr.	1L

Batesville, Miss. (South Panola HS)

REDSHIRT SOPHOMORE (2017)
- Suffered a season-ending injury in fall camp, forcing him to miss the 2017 season.

REDSHIRT FRESHMAN (2016)
- Battled through injuries to play in eight games, while starting four.
- Registered 31 total tackles (24 solo, 7 assisted) with 4.5 tackles for loss and four pass break-ups.

FRESHMAN (2015)
- Played in first two games of the season, registering four solo tackles in first career appearance against Southern (9/5).
- Received a medical hardship following a season-ending injury.

HIGH SCHOOL
- Graduated from South Panola High School in 2015.
- A unanimous three-star rated recruit that ranked third in Mississippi among cornerbacks and 31st in the state among all players.
- Lettered in football and track.
- Led team to two state championships and a No. 6 national ranking.
- Named Mississippi's Defensive Back of the Year.
- Recorded 14 interceptions in three years playing varsity, including

five pick-sixes.
• Coached by Lance Pouge.

PERSONAL
Ephraim Arnez Kitchen, Jr. … Son of Ephraim and Rolanda Kitchen … Born on Feb. 6, 1996 in Cleveland, Mississippi … Has three siblings: Eriq and Elijah Kitchen and Asia Norman … Chose Louisiana Tech over Georgia, Southern and Southern Miss … Recruited by Ronnie Bradford.

CAREER HIGHS
Tackles: 6, at North Texas, Nov 05, 2016 (6-0); UTSA, Nov 12, 2016 (4-2); at FIU, Oct 22, 2016 (6-0)
Tackles for loss: 1.5, at Southern Miss, Nov 25, 2016 (1-0)
Pass breakups: 1, 4 times

CAREER STATS
Year	Solo	Ast	Total	TFL-Yds	Sacks	FF	FR-Yds	Int-Yds	QBH	Brk
2015	4	0	4	0.0-0	0.0-0	0	0-0	0-0	0	0
2016	24	7	31	4.5-13	0.0-0	0	0-0	0-0	0	4
TOTAL	**28**	**7**	**35**	**4.5-13**	**0.0-0**	**0**	**0-0**	**0-0**	**0**	**4**

2016 GAME-BY-GAME STATS
Date	Opp	Solo	Ast	Total	TFL-Yds	Sacks	FF	FR-Yds	Int-Yds	QBH	Brk
Sep 3	at Arkansas	3	1	4	1.0-3	0.0-0	0	0-0	0-0	0	0
Sep 24	at Middle Tenn.*	0	0	0	0.0-0	0.0-0	0	0-0	0-0	0	0
Oct 15	at UMass	2	2	4	0.0-0	0.0-0	0	0-0	0-0	0	1
Oct 22	at FIU*	6	0	6	0.0-0	0.0-0	0	0-0	0-0	0	1
Oct 29	RICE*	1	1	2	1.0-4	0.0-0	0	0-0	0-0	0	1
Nov 5	at North Texas*	6	0	6	0.0-0	0.0-0	0	0-0	0-0	0	0
Nov 12	UTSA*	4	2	6	1.0-2	0.0-0	0	0-0	0-0	0	0
Nov 25	at Southern Miss*	2	1	3	1.5-4	0.0-0	0	0-0	0-0	0	1
	TOTAL	**24**	**7**	**31**	**4.5-13**	**0.0-0**	**0**	**0-0**	**0-0**	**0**	**4**

2015 GAME-BY-GAME STATS
Date	Opp	Solo	Ast	Total	TFL-Yds	Sacks	FF	FR-Yds	Int-Yds	QBH	Brk
Sep 5	SOUTHERN	4	0	4	0.0-0	0.0-0	0	0-0	0-0	0	0
	TOTAL	**4**	**0**	**4**	**0.0-0**	**0.0-0**	**0**	**0-0**	**0-0**	**0**	**0**



REDSHIRT SOPHOMORE (2017)
• Started and played in all 13 games in his second season of action with the Bulldogs.
• Totaled 45 tackles (30 solo, 15 assists), four interceptions (two returned for TDs), one QB hurry and one pass break-up on the season.
• Recorded his first career interception against Southern Miss on Oct. 21, 2017, before totaling three more in games against Rice, UTSA and SMU later in the season.
• Had a total of 93 interception return yards on the season, which ranked second on the team.

REDSHIRT FRESHMAN (2016)
• Saw action in all 14 games, while totaling 19 tackles (14 solo, 5 assisted), 1.5 sacks, two pass break-ups and one forced fumble.
• Forced a fumble and registered half a sack at Texas Tech (9/17).
• Had a career-high five tackles (3 solo, 2 assisted) in LA Tech's win over No. 25-ranked Navy in the Armed Forces Bowl (12/23).

FRESHMAN (2015)
• Redshirted as a true freshman, did not see action.

HIGH SCHOOL
• Graduated from Lusher High School in 2015.
• Lettered in football, basketball and track.
• Defensive MVP and first team all-district during senior season.
• Led Lusher in tackles during junior and senior seasons.
• Coached by Steve Volo.

PERSONAL
Darryl Lewis … Born on August 18, 1997 in New Orleans, Louisiana ... Son of Sandra Oliver and Darryl Lewis Sr.

CAREER HIGHS
Points scored: 6, vs SMU, Dec 20, 2017; USM, Oct 21, 2017
Touchdowns: 1, vs SMU, Dec 20, 2017; USM, Oct 21, 2017
All-purpose yards: 63, USM, Oct 21, 2017
Interceptions: 1, 4 times
Long interception return: 63, USM, Oct 21, 2017
Tackles: 7, North Texas, Nov 04, 2017 (4-3)
Sacks: 1.0, UTSA, Nov 12, 2016 (1-0)
Tackles for loss: 1.0, UTSA, Nov 12, 2016 (1-0)
Fumbles forced: 1, at Texas Tech, Sep 17, 2016
Pass breakups: 1, UTSA, Nov 12, 2016; WKU, Oct 6, 2016; at South Carolina, Sep 23, 2017

CAREER STATS
Year	Solo	Ast	Total	TFL-Yds	Sacks	FF	FR-Yds	Int-Yds	QBH	Brk
2016	14	5	19	1.5-15	1.5-15	1	0-0	0-0	0	2
2017	30	15	45	0.0-0	0.0-0	0	0-0	4-93	1	1
TOTAL	**44**	**20**	**64**	**1.5-15**	**1.5-15**	**1**	**0-0**	**4-93**	**1**	**3**

2017 GAME-BY-GAME STATS
Date	Opp	Solo	Ast	Total	TFL-Yds	Sacks	FF	FR-Yds	Int-Yds	QBH	Brk
Sep 2	NSU	3	1	4	0.0-0	0.0-0	0	0-0	0-0	0	0
Sep 9	MISSISSIPPI ST.	1	1	2	0.0-0	0.0-0	0	0-0	0-0	0	0
Sep 16	at WKU*	2	1	3	0.0-0	0.0-0	0	0-0	0-0	0	0
Sep 23	at S. Carolina	0	1	1	0.0-0	0.0-0	0	0-0	0-0	0	1
Sep 30	SOUTH ALABAMA	3	1	4	0.0-0	0.0-0	0	0-0	0-0	0	0
Oct 7	at UAB*	5	1	6	0.0-0	0.0-0	0	0-0	0-0	0	0
Oct 21	USM*	0	0	0	0.0-0	0.0-0	0	0-0	1-63	0	0
Oct 28	at Rice*	3	1	4	0.0-0	0.0-0	0	0-0	1-0	0	0
Nov 4	NORTH TEXAS*	4	3	7	0.0-0	0.0-0	0	0-0	0-0	0	0
Nov 11	FAU*	1	3	4	0.0-0	0.0-0	0	0-0	0-0	0	0
Nov 18	at UTEP*	4	1	5	0.0-0	0.0-0	0	0-0	0-0	1	0
Nov 25	UTSA*	3	1	4	0.0-0	0.0-0	0	0-0	1-7	0	0
Dec 20	vs. SMU +	1	0	1	0.0-0	0.0-0	0	0-0	1-23	0	0
	TOTAL	**30**	**15**	**45**	**0.0-0**	**0.0-0**	**0**	**0-0**	**4-93**	**1**	**1**

2016 GAME-BY-GAME STATS
Date	Opp	Solo	Ast	Total	TFL-Yds	Sacks	FF	FR-Yds	Int-Yds	QBH	Brk
Sep 3	at Arkansas	0	0	0	0.0-0	0.0-0	0	0-0	0-0	0	0
Sep 10	SC STATE	2	0	2	0.0-0	0.0-0	0	0-0	0-0	0	0
Sep 17	at Texas Tech	0	1	1	0.5-8	0.5-8	1	0-0	0-0	0	0
Sep 24	at Middle Tenn.*	1	0	1	0.0-0	0.0-0	0	0-0	0-0	0	0
Oct 1	UTEP*	1	0	1	0.0-0	0.0-0	0	0-0	0-0	0	0
Oct 6	WKU*	2	2	4	0.0-0	0.0-0	0	0-0	0-0	0	1
Oct 15	at UMass	1	0	1	0.0-0	0.0-0	0	0-0	0-0	0	0
Oct 22	at FIU*	1	0	1	0.0-0	0.0-0	0	0-0	0-0	0	0
Oct 29	RICE*	1	0	1	0.0-0	0.0-0	0	0-0	0-0	0	0
Nov 5	at North Texas*	0	0	0	0.0-0	0.0-0	0	0-0	0-0	0	0
Nov 12	UTSA*	2	0	2	1.0-7	1.0-7	0	0-0	0-0	0	1
Nov 25	at Southern Miss*	0	0	0	0.0-0	0.0-0	0	0-0	0-0	0	0
Dec 3	vs. WKU^	0	0	0	0.0-0	0.0-0	0	0-0	0-0	0	0
Dec 23	vs. #25 Navy+	3	2	5	0.0-0	0.0-0	0	0-0	0-0	0	0
	TOTAL	**14**	**5**	**19**	**1.5-15**	**1.5-15**	**1**	**0-0**	**0-0**	**0**	**2**



REDSHIRT SOPHOMORE (2017)
- Appeared in all 13 games for the Bulldogs on the offensive line in his second season of action.

REDSHIRT FRESHMAN (2016)
- Saw action in two games for the Bulldogs on the offensive line.

FRESHMAN (2015)
- Redshirted as a true freshman, did not see action.

HIGH SCHOOL
- Graduated from Strong High School in 2015.
- Lettered in football and basketball.
- Received all-conference and all-district honors.
- Helped lead team to 2011 state title with former Bulldog Kenneth Dixon.
- Coached by Jerry Langston.

PERSONAL
DeVante Martavius Lovett … Son of Billy Lovett and Monique Hicks … Born on Jan. 5, 1997 in El Dorado, Arkansas … Chose Louisiana Tech over Arkansas State, Memphis and Tulsa … Recruited by Tim Rattay.

CAREER STATS

Year	GP
2016	2
2017	13
TOTAL	**15**



SOPHOMORE (2017)
- Saw action in 13 games, while starting six games for the Bulldogs on the defensive line.
- Recorded 21 tackles (14 solo, 7 assists), one tackle for loss and two QB hurries on the season.
- Forced a fumble in LA Tech's road contest at South Carolina (9/23).

FRESHMAN (2016)
- Saw action in 13 games as a true freshman for the Bulldogs.
- Recorded three tackles on the season and one fumble recovery.
- Recovered his first career fumble in LA Tech's win over UTEP (10/1).

HIGH SCHOOL
- Graduated from McComb High School in 2016.
- Rated as the No. 5 defensive lineman and No. 28 player overall in Mississippi according to ESPN.
- Lettered in football and basketball.
- Received first team all-state honors.
- Led team to an 8-3 record his senior year.
- Coached by Malcolm Jones.

PERSONAL
Ka'Derrion Mason ... Son of Karen Mason ... Born on Dec. 12, 1997 in McComb, Mississippi ... Chose Louisiana Tech over Cal, Illinois, Kentucky, Memphis, Mississippi State, Missouri, South Alabama and Southern Miss ... Recruited by Robert McFarland and Rick Petri.

CAREER HIGHS
Tackles: 3, Florida Atlantic, Nov 11, 2017 (1-2); Mississippi State, Sep 9, 2017 (3-0); at WKU, Sep 16, 2017 (2-1)
Tackles for loss: 0.5, North Texas, Nov 4, 2017 (0-0); at UTEP, Nov 18, 2017 (0-0)
Fumbles forced: 1, at South Carolina, Sep 23, 2017
Fumbles recovered: 1, UTEP, Oct 01, 2016

CAREER STATS

Year	Solo	Ast	Total	TFL-Yds	Sacks	FF	FR-Yds	Int-Yds	QBH	Brk
2016	1	2	3	0.0-0	0.0-0	0	1-0	0-0	0	0
2017	14	7	21	1.0-1	0.0-0	1	0-0	0-0	2	0
TOTAL	**15**	**9**	**24**	**1.0-1**	**0.0-0**	**1**	**1-0**	**0-0**	**2**	**0**

2017 GAME-BY-GAME STATS

Date	Opp	Solo	Ast	Total	TFL-Yds	Sacks	FF	FR-Yds	Int-Yds	QBH	Brk
Sep 2	NSU	1	1	2	0.0-0	0.0-0	0	0-0	0-0	0	0
Sep 9	MISSISSIPPI ST.	3	0	3	0.0-0	0.0-0	0	0-0	0-0	0	0
Sep 16	at WKU*	2	1	3	0.0-0	0.0-0	0	0-0	0-0	0	0
Sep 23	at S. Carolina	2	0	2	0.0-0	0.0-0	1	0-0	0-0	0	0
Sep 30	SOUTH ALABAMA	1	1	2	0.0-0	0.0-0	0	0-0	0-0	0	0
Oct 7	at UAB*	0	0	0	0.0-0	0.0-0	0	0-0	0-0	1	0
Oct 21	USM*	1	0	1	0.0-0	0.0-0	0	0-0	0-0	1	0
Oct 28	at Rice*	0	0	0	0.0-0	0.0-0	0	0-0	0-0	0	0
Nov 4	NORTH TEXAS*	1	1	2	0.5-0	0.0-0	0	0-0	0-0	0	0
Nov 11	FAU*	1	2	3	0.0-0	0.0-0	0	0-0	0-0	0	0
Nov 18	at UTEP*	1	1	2	0.5-1	0.0-0	0	0-0	0-0	0	0
Nov 25	UTSA*	1	0	1	0.0-0	0.0-0	0	0-0	0-0	0	0
Dec 20	vs. SMU +	0	0	0	0.0-0	0.0-0	0	0-0	0-0	0	0
	TOTAL	**14**	**7**	**21**	**1.0-1**	**0.0-0**	**1**	**0-0**	**0-0**	**2**	**0**

2016 GAME-BY-GAME STATS

Date	Opp	Solo	Ast	Total	TFL-Yds	Sacks	FF	FR-Yds	Int-Yds	QBH	Brk
Sep 3	at Arkansas	0	0	0	0.0-0	0.0-0	0	0-0	0-0	0	0
Sep 10	SC STATE	0	0	0	0.0-0	0.0-0	0	0-0	0-0	0	0
Sep 17	at Texas Tech	0	0	0	0.0-0	0.0-0	0	0-0	0-0	0	0
Sep 24	at Middle Tenn.*	0	0	0	0.0-0	0.0-0	0	0-0	0-0	0	0
Oct 1	UTEP*	0	0	0	0.0-0	0.0-0	0	1-0	0-0	0	0
Oct 15	at UMass	0	0	0	0.0-0	0.0-0	0	0-0	0-0	0	0
Oct 22	at FIU*	0	0	0	0.0-0	0.0-0	0	0-0	0-0	0	0
Oct 29	RICE*	0	1	1	0.0-0	0.0-0	0	0-0	0-0	0	0
Nov 5	at North Texas*	0	0	0	0.0-0	0.0-0	0	0-0	0-0	0	0
Nov 12	UTSA*	0	0	0	0.0-0	0.0-0	0	0-0	0-0	0	0
Nov 25	at Southern Miss*	0	1	1	0.0-0	0.0-0	0	0-0	0-0	0	0
Dec 3	vs. WKU^	0	0	0	0.0-0	0.0-0	0	0-0	0-0	0	0
Dec 23	vs. #25 Navy+	1	0	1	0.0-0	0.0-0	0	0-0	0-0	0	0
	TOTAL	**1**	**2**	**3**	**0.0-0**	**0.0-0**	**0**	**1-0**	**0-0**	**0**	**0**



KAMERON
McKNIGHT
15

RB/WR	6-2	214	R-Sr.	3L

Ethel, La. (East Feliciana HS)

CAREER HONORS & AWARDS
- All-Conference USA Honorable Mention (2017)
- All-Conference USA Honorable Mention (2016)
- Second Team All-Louisiana (2016)

REDSHIRT JUNIOR (2017)
- Played in all 13 games for the Bulldogs, while making 10 starts on the season.
- Secured 19 receptions for 178 yards and two touchdowns, while also totaling 15 rushing attempts for 42 yards and three scores on the ground in 2017.
- Had a career-high four rushing attempts and 19 yards in LA Tech's game versus North Texas (11/4).

REDSHIRT SOPHOMORE (2016)
- Played in all 14 games for the Bulldogs.
- Had 19 receptions for 288 receiving yards and three touchdown catches, while also rushing the ball 15 times on the season for 32 yards and seven rushing touchdowns in the Bulldogs' goal line package.
- Scored two touchdowns in three different games against Texas Tech (9/17), FIU (10/22) and WKU (12/3).
- Had a career-high 57 receiving yards on two catches against WKU (12/3) in the C-USA Championship Game.

REDSHIRT FRESHMAN (2015)
- Played in all 13 games, totaling 22 receptions for 268 yards, while also posting one rushing attempt on offense.
- Also tallied two tackles and a forced fumble on special teams.
- Caught four passes for 39 yards and carried the ball for the first time for a gain of two yards against Kansas State (9/19).
- Hauled in four passes for a career-high 68 yards, while forcing a fumble and recording two tackles against UTSA (10/10).

FRESHMAN (2014)
- Redshirted as a true freshman, did not see action.

HIGH SCHOOL
- Graduated from East Feliciana High School in 2014.
- Lettered in football and track.
- Due to age limitations imposed by Louisiana High School Athletic Association, was unable to compete his senior year.
- Ranked as the No. 31 player in the state of Louisiana by NOLA.com.
- Coached by Cedric Anderson.

PERSONAL
Kameron McKnight ... Son of Carey McKnight and Lisa Hudson ... Born on Dec. 22, 1994 in New Orleans ... Is the middle child with two brothers: Carey Jr. and Joshua ... Older brother, Carey, played football at Alabama State ... Chose Louisiana Tech over Miami, Southern Miss and ULM ... Recruited by Joe Sloan.

CAREER HIGHS
Points scored: 12, vs WKU, Dec 3, 2016; at FIU, Oct 22, 2016; at Texas Tech, Sep 17, 2016
Touchdowns: 2, vs WKU, Dec 3, 2016; at FIU, Oct 22, 2016; at Texas Tech, Sep 17, 2016
Rush attempts: 4, North Texas, Nov 04, 2017
Rush yards: 19, North Texas, Nov 04, 2017 (4 carries)
Rush TDs: 2, at Texas Tech, Sep 17, 2016
Long rush: 15, Florida Atlantic, Nov 11, 2017
Receptions: 5, South Carolina State, Sep 10, 2016
Receiving yards: 57, vs WKU, Dec 03, 2016 (2 receptions)
Receiving TDs: 1, 5 times
Long reception: 53, vs WKU, Dec 03, 2016
Total offense attempts: 4, North Texas, Nov 04, 2017 (4 rush,0 pass)
Total ofense yards: 19, North Texas, Nov 04, 2017 (19 rush,0 pass)
All-purpose yards: 58, vs WKU, Dec 3, 2016; SC State, Sep 10, 2016
Tackles: 2, at UTSA, Oct 10, 2015 (1-1)
Fumbles forced: 1, at UTSA, Oct 10, 2015

CAREER STATS

Year	Rush	Yds	TD	Lg	Rec.	Yds	TD	Lg
2015	1	2	0	2	22	268	0	26
2016	15	32	7	8	19	288	3	53
2017	15	42	3	15	19	178	2	27
TOTAL	**31**	**76**	**10**	**15**	**60**	**734**	**5**	**53**

2017 GAME-BY-GAME STATS

Date	Opp	Rush	Yds	TD	Lg	Rec.	Yds	TD	Lg
Sep 2	NSU	0	0	0	0	0	0	0	0
Sep 9	MISSISSIPPI ST.	1	1	1	1	2	13	0	7
Sep 16	at WKU*	1	2	1	2	0	0	0	0
Sep 23	at South Carolina	1	3	0	3	2	33	0	19
Sep 30	SOUTH ALABAMA	1	1	0	1	2	25	0	21
Oct 7	at UAB*	2	2	1	1	3	10	0	8
Oct 21	USM*	1	-3	0	0	0	0	0	0
Oct 28	at Rice*	0	0	0	0	3	24	1	14
Nov 4	NORTH TEXAS*	4	19	0	8	2	33	0	27
Nov 11	FAU*	3	11	0	15	2	5	0	7
Nov 18	at UTEP*	0	0	0	0	1	23	0	22
Nov 25	UTSA*	1	6	0	6	0	0	0	0
Dec 20	vs. SMU +	0	0	0	0	2	12	1	11
	TOTAL	**15**	**42**	**3**	**15**	**19**	**178**	**2**	**27**

2016 GAME-BY-GAME STATS

Date	Opp	Rush	Yds	TD	Lg	Rec.	Yds	TD	Lg
Sep 3	at Arkansas	0	0	0	0	1	7	0	7
Sep 10	SC STATE	1	8	0	8	5	50	0	18
Sep 17	at Texas Tech	3	6	2	4	0	0	0	0
Sep 24	at Middle Tennessee*	3	7	1	4	2	22	0	13
Oct 1	UTEP*	2	5	0	4	2	6	0	12
Oct 6	WKU*	3	-2	1	1	1	33	0	33
Oct 15	at UMass	1	3	1	3	1	-2	0	0
Oct 22	at FIU*	1	4	1	4	1	1	1	1
Oct 29	RICE*	0	0	0	0	1	7	1	7
Nov 5	at North Texas*	0	0	0	0	1	50	0	50
Nov 12	UTSA*	0	0	0	0	1	30	0	30
Nov 25	at Southern Miss*	0	0	0	0	1	27	0	27
Dec 3	vs. WKU^	1	1	1	1	2	57	1	53
Dec 23	vs. #25 Navy+	0	0	0	0	0	0	0	0
	TOTAL	**15**	**32**	**7**	**8**	**19**	**288**	**3**	**53**

2015 GAME-BY-GAME STATS

Date	Opp	Rush	Yds	TD	Lg	Rec.	Yds	TD	Lg
Sep 5	SOUTHERN	0	0	0	0	1	20	0	20
Sep 10	at WKU*	0	0	0	0	3	38	0	22
Sep 19	at Kansas State	1	2	0	2	4	39	0	17
Sep 26	FIU*	0	0	0	0	2	22	0	11
Oct 3	ULL	0	0	0	0	2	22	0	13
Oct 10	at UTSA*	0	0	0	0	4	56	0	26
Oct 17	at Mississippi State	0	0	0	0	1	16	0	16
Oct 24	MIDDLE TENNESSEE*	0	0	0	0	2	10	0	6
Oct 30	at Rice*	0	0	0	0	1	8	0	8
Nov 7	NORTH TEXAS*	0	0	0	0	0	0	0	0
Nov 21	at UTEP*	0	0	0	0	2	37	0	2
	TOTAL	**1**	**2**	**0**	**2**	**20**	**213**	**0**	**26**



FRESHMAN (2017)
- Redshirted as a true freshman, did not see action.

HIGH SCHOOL
- Graduated from Oak Grove High School in 2017.
- Earned 11 letters in football (4), track and field (4) and basketball (3).
- Named all-state three times, while also earning All-Northeast Louisiana honors for three years.
- Earned all-district honors all four years at Oak Grove.
- Led Oak Grove to a 9-4 record as a senior with 95 pancake blocks.
- Coached by Ryan Gregory and Josh Bradley.

PERSONAL
Joshua M. Mote … Son of Mike and Kandace Mote … Born on June 18, 1998 … Has two siblings: Kanaan and Judah.



REDSHIRT FRESHMAN (2017)
- Saw action in seven games in 2017, including seeing time on special teams.
- Did not record any stats.

FRESHMAN (2016)
- Redshirted as a true freshman, did not see action.

HIGH SCHOOL
- Graduated from West Monroe High School in 2016.
- Three-sport athlete that earned a total of nine letters in football (3), basketball (3) and track (3).
- Earned first team all-district and All-NELA, while also being named LHSAA All-State Honorable Mention in football.
- Named first team all-parish and All-NELA, while also earning second team all-district in basketball.
- Helped lead the Rebels to a No. 1 ranking in Class 5A football in 2015.
- Coached by Jerry Arledge.

PERSONAL
William Jacob Norris … Son of Jim and Charrissa Norris … Born on Feb. 8, 1997 in West Monroe, Louisiana … Has two younger siblings: Madi and Brett.



REDSHIRT JUNIOR (2017)
- Saw action in all 13 games in 2017.
- Served as LA Tech's holder on special teams.

REDSHIRT SOPHOMORE (2016)
- Member of the team, did not see action.

REDSHIRT FRESHMAN (2015)
- Member of the team, did not see action.

FRESHMAN (2014)
- Redshirted as a true freshman, did not see action.

HIGH SCHOOL
- Graduated from Denison High School in 2014.
- Lettered two years in football and once in basketball.
- An all-district player and Academic All-State honoree.
- Named the Special Teams Player of the Year in his senior year.
- Averaged 41.5 yards per punt with eight punts inside the 10-yard line.
- Coached by Chad Rogers.

PERSONAL
William Hudson Parker ... Son of Tim and Melinda Parker ... Born on Nov. 21, 1995 in Denison, Texas ... Is the youngest of three children ... Grandfather, Jerry Hudson, was an All-American tight end at LA Tech from 1958-60 ... Uncle, Steve Hudson, was a tight end at Arkansas from 1986-90.



CEE JAY
POWELL
81

WR	5-7	172	R-So.	1L

Maringouin, La. (Livonia HS)

REDSHIRT FRESHMAN (2017)
- Saw action in 12 games in 2017, both on offense and special teams.
- Recorded five catches for 37 yards as a receiver for the Bulldogs, while he also returned two kickoffs for a total of 54 yards on the season.
- Made his first career reception when LA Tech hosted SEC-foe Mississippi State (9/9).

FRESHMAN (2016)
- Redshirted as a true freshman, did not see action.

HIGH SCHOOL
- Graduated from Livonia High School in 2016.
- Earned eight letters in football (4), basketball (2) and track (2).
- Earned first team all-state, all-metro and all-district at Livonia.
- Named MVP of the state championship game.
- Passed for 1,555 yards with 21 touchdowns, five interceptions, while also rushing for 1,261 yards and 12 touchdowns as a junior.
- Helped lead Livonia to the 2014 3A state title.
- Coached by Guy Mistretta, Marc Brown and Davis Brewerton.

PERSONAL
Clarence Matthew Powell Jr. … Son of Clarence Powell Sr. and Charita Jackson … Born on Jan. 27, 1998 in Plaquemine, Louisiana … Has four siblings: Heaven, Clarielle, Clarianna and Cali.

CAREER HIGHS
Receptions: 2, Mississippi State, Sep 09, 2017
Receiving yards: 14, Mississippi State, Sep 09, 2017 (2 receptions)
Long reception: 10, at Rice, Oct 28, 2017; Mississippi State, Sep 09, 2017
All-purpose yards: 28, North Texas, Nov 04, 2017
Kick returns: 1, North Texas, Nov 04, 2017; at WKU, Sep 16, 2017
Kick return yards: 28, North Texas, Nov 04, 2017 (1 returns)
Long kick return: 28, North Texas, Nov 04, 2017

CAREER STATS

Year	Rush	Yds	TD	Lg	Rec.	Yds	TD	Lg
2017	0	0	0	0	5	37	0	10
TOTAL	**0**	**0**	**0**	**0**	**5**	**37**	**0**	**10**

Year	PRet	Yds	TD	Lg	KRet	Yds	TD	Lg
2017	0	0	0	0	2	54	0	28
TOTAL	**0**	**0**	**0**	**0**	**2**	**54**	**0**	**28**

2017 GAME-BY-GAME STATS

Date	Opp	Rush	Yds	TD	Lg	Rec.	Yds	TD	Lg
Sep 2	NSU	0	0	0	0	0	0	0	0
Sep 9	MISSISSIPPI ST.	0	0	0	0	2	14	0	10
Sep 16	at WKU*	0	0	0	0	0	0	0	0
Sep 23	at South Carolina	0	0	0	0	0	0	0	0
Sep 30	SOUTH ALABAMA	0	0	0	0	0	0	0	0
Oct 7	at UAB*	0	0	0	0	0	0	0	0
Oct 21	USM*	0	0	0	0	0	0	0	0
Oct 28	at Rice*	0	0	0	0	1	10	0	10
Nov 4	NORTH TEXAS*	0	0	0	0	0	0	0	0
Nov 11	FAU*	0	0	0	0	1	4	0	4
Nov 18	at UTEP*	0	0	0	0	1	9	0	9
Dec 20	vs. SMU +	0	0	0	0	0	0	0	0
	TOTAL	**0**	**0**	**0**	**0**	**5**	**37**	**0**	**10**

Date	Opp	PRet	Yds	TD	Lg	KRet	Yds	TD	Lg
Sep 16	at WKU*	0	0	0	0	1	26	0	26
Nov 4	NORTH TEXAS*	0	0	0	0	1	28	0	28
	TOTALS	**0**	**0**	**0**	**0**	**2**	**54**	**0**	**28**



ETHAN
REED
61

OL	6-4	297	R-Jr.	2L

Orange, Texas (Little Cypress-Mauriceville HS)

CAREER HONORS & AWARDS
- All-Conference USA Honorable Mention (2017)
- USA TODAY Sports Freshman All-American (2016)

REDSHIRT SOPHOMORE (2017)
- Started all 13 games on the offensive line, including spending time at both center and tackle.

REDSHIRT FRESHMAN (2016)
- Started all 14 games on the offensive line, earning a spot on the 2016 USA TODAY Sports Freshman All-America team.

FRESHMAN (2015)
- Redshirted as a true freshman, did not see action.

HIGH SCHOOL
- Graduated from Little Cypress-Mauriceville High School in 2015.
- Lettered in football and track and field.
- Received first team all-district honors his junior and senior year.
- Also finished third in the discus at the state track meet his junior year.
- Coached by Randy Crouch.

PERSONAL
Ethan Jared Reed … Son of Neville and Ellen Reed … Born on Feb. 26, 1997 in Sulphur, Louisiana … Has one older brother, Hayden, who competes in track and field at Alabama … Recruited by Robert McFarland.

CAREER STATS

Year	GP
2016	14
2017	13
TOTAL	**27**

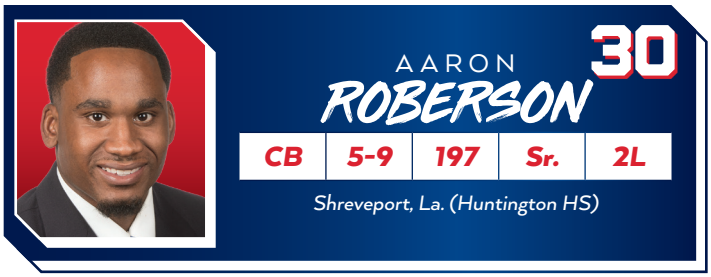

JUNIOR (2017)
- Appeared in 12 games and made four starts on the season.
- Recorded 31 total tackles (22 solo, 9 assists), four pass break-ups and one interception.
- Had an interception returned 19 yards in LA Tech's road contest at South Carolina (9/23).
- Posted a career-high nine tackles (4 solo, 5 assists) on the road against WKU (9/16).

SOPHOMORE (2016)
- Saw action in one game where he recorded two tackles (1 solo, 1 assist) against WKU (12/3) in the C-USA Championship.

FRESHMAN (2015)
- Saw action in the final 10 games of the season.
- Recorded 16 tackles (all solo), a forced fumble and an interception.
- First significant action came at home against ULL (10/3) where he recorded a solo tackle and his first career interception.
- Registered a season-high six tackles against North Texas (11/7).
- Recorded five solo tackles and forced a fumble against Arkansas State (12/19) in the R + L Carrier's New Orleans Bowl.

HIGH SCHOOL
- Graduated from Huntington High School in 2015.
- A three-star rated recruit.
- Lettered in football, basketball and track.
- The Shreveport Times named him their Athlete of the Year.
- Was the state runner-up in the triple jump.
- Coached by Marvin Harris.

PERSONAL
Aaron Jamal Roberson … Son of Chanteria Roberson … Born on Sept. 6, 1996 in Shreveport, Louisiana … Has two older siblings: AlDarrius and Taneshia … Recruited by Ronnie Bradford.

CAREER HIGHS
All-purpose yards: 19, at South Carolina, Sep 23, 2017
Interceptions: 1, ULL, Oct 3, 2015; at South Carolina, Sep 23, 2017
Long interception return: 19, at South Carolina, Sep 23, 2017
Tackles: 9, at WKU, Sep 16, 2017 (4-5)
Tackles for loss: 1.0, Mississippi State, Sep 9, 2017 (1-0)
Fumbles forced: 1, vs Arkansas State, Dec 19, 2015
Fumbles recovered: 1, vs Arkansas State, Dec 19, 2015
Pass breakups: 3, USM, Oct 21, 2017

CAREER STATS
Year	Solo	Ast	Total	TFL-Yds	Sacks	FF	FR-Yds	Int-Yds	QBH	Brk
2015	16	0	16	0.0-0	0.0-0	1	0-0	1-0	0	1
2016	1	1	2	0.0-0	0.0-0	0	0-0	0-0	0	0
2017	22	9	31	1.0-2	0.0-0	0	0-0	1-19	0	4
TOTAL	**39**	**10**	**49**	**1.0-2**	**0.0-0**	**1**	**0-0**	**2-19**	**0**	**5**

2017 GAME-BY-GAME STATS
Date	Opp	Solo	Ast	Total	TFL-Yds	Sacks	FF	FR-Yds	Int-Yds	QBH	Brk
Sep 2	NSU	1	0	1	0.0-0	0.0-0	0	0-0	0-0	0	0
Sep 9	MISSISSIPPI ST.	1	1	2	1.0-2	0.0-0	0	0-0	0-0	0	0
Sep 16	at WKU*	4	5	9	0.0-0	0.0-0	0	0-0	0-0	0	0
Sep 23	at S. Carolina	6	2	8	0.0-0	0.0-0	0	0-0	1-19	0	0
Sep 30	SOUTH ALABAMA	3	1	4	0.0-0	0.0-0	0	0-0	0-0	0	0
Oct 7	at UAB*	1	0	1	0.0-0	0.0-0	0	0-0	0-0	0	1
Oct 21	USM*	3	0	3	0.0-0	0.0-0	0	0-0	0-0	0	3
Oct 28	at Rice*	0	0	0	0.0-0	0.0-0	0	0-0	0-0	0	0
Nov 4	NORTH TEXAS*	0	0	0	0.0-0	0.0-0	0	0-0	0-0	0	0
Nov 18	at UTEP*	0	0	0	0.0-0	0.0-0	0	0-0	0-0	0	0
Nov 25	UTSA*	1	0	1	0.0-0	0.0-0	0	0-0	0-0	0	0
Dec 20	vs. SMU +	2	0	2	0.0-0	0.0-0	0	0-0	0-0	0	0
	TOTAL	**22**	**9**	**31**	**1.0-2**	**0.0-0**	**0**	**0-0**	**1-19**	**0**	**4**

2016 GAME-BY-GAME STATS
Date	Opp	Solo	Ast	Total	TFL-Yds	Sacks	FF	FR-Yds	Int-Yds	QBH	Brk
Dec 3	vs. WKU^	1	1	2	0.0-0	0.0-0	0	0-0	0-0	0	0
	TOTAL	**1**	**1**	**2**	**0.0-0**	**0.0-0**	**0**	**0-0**	**0-0**	**0**	**0**

2015 GAME-BY-GAME STATS
Date	Opp	Solo	Ast	Total	TFL-Yds	Sacks	FF	FR-Yds	Int-Yds	QBH	Brk
Oct 3	ULL	1	0	1	0.0-0	0.0-0	0	0-0	1-0	0	0
Oct 10	at UTSA*	3	0	3	0.0-0	0.0-0	0	0-0	0-0	0	0
Oct 24	MIDDLE TENN.*	1	0	1	0.0-0	0.0-0	0	0-0	0-0	0	0
Nov 7	NORTH TEXAS*	6	0	6	0.0-0	0.0-0	0	0-0	0-0	0	1
Dec 19	Arkansas State+	5	0	5	0.0-0	0.0-0	1	0-0	0-0	0	0
	TOTAL	**16**	**0**	**16**	**0.0-0**	**0.0-0**	**1**	**0-0**	**1-0**	**0**	**1**



CAREER HONORS & AWARDS
- FWAA Freshman All-American (2017)
- Conference USA All-Freshman Team (2017)
- Second Team All-Conference USA (2017)
- Second Team All-Louisiana (2017)
- DXL Frisco Bowl Defensive Player of the Game (2017)

FRESHMAN (2017)
- Started all 13 games at cornerback as a true freshman, earning FWAA All-American honors following the season.
- Led the Bulldogs with five interceptions (141 yards, 1 TD) and finished second on the team with 7.5 tackles for loss.
- Ranked third on the team with 62 total tackles (51 solo, 11 assists) as a freshman, while he also registered two sacks, six pass break-ups and one QB hurry during his rookie campaign.
- Had a career-high 10 tackles (9 solo, 1 assist) in LA Tech's home game versus Southern Miss (10/21).
- Returned an interception 45 yards for a touchdown in LA Tech's 51-10 victory over No. 25-ranked SMU in the DXL Frisco Bowl (12/20).

HIGH SCHOOL
- Graduated from Thibodaux High School in 2017.
- Lettered in both football and track all four years of high school.
- Earned all-state honors and named All-District and All-Region MVP.
- Coached by Chris Dugas.

PERSONAL
Amik Robertson … Son of Arthur and Kima Robertson … Born on July 6, 1998.

CAREER HIGHS
Points scored: 6, vs SMU, Dec 20, 2017
Touchdowns: 1, vs SMU, Dec 20, 2017
All-purpose yards: 61, Mississippi State, Sep 9, 2017
Interceptions: 1, 5 times
Long interception return: 61, Mississippi State, Sep 9, 2017
Tackles: 10, USM, Oct 21, 2017 (9-1)
Sacks: 1.0, at Rice, Oct 28, 2017 (1-0); at South Carolina, Sep 23, 2017 (1-0)
Tackles for loss: 2.0, USM, Oct 21, 2017 (2-0); at Rice, Oct 28, 2017 (2-0)
Pass breakups: 2, at Rice, Oct 28, 2017; at South Carolina, Sep 23, 2017

CAREER STATS

Year	Solo	Ast	Total	TFL-Yds	Sacks	FF	FR-Yds	Int-Yds	QBH	Brk
2017	51	11	62	7.5-18	2.0-10	0	0-0	5-141	1	6
TOTAL	**51**	**11**	**62**	**7.5-18**	**2.0-10**	**0**	**0-0**	**5-141**	**1**	**6**

2017 GAME-BY-GAME STATS

Date	Opp	Solo	Ast	Total	TFL-Yds	Sacks	FF	FR-Yds	Int-Yds	QBH	Brk
Sep 2	NSU	3	0	3	0.0-0	0.0-0	0	0-0	0-0	0	0
Sep 9	MISSISSIPPI ST.	3	1	4	1.0-1	0.0-0	0	0-0	1-61	0	1
Sep 16	at WKU*	2	1	3	0.0-0	0.0-0	0	0-0	0-0	0	0
Sep 23	at S. Carolina	2	2	4	1.0-7	1.0-7	0	0-0	0-0	0	2
Sep 30	SOUTH ALABAMA	3	1	4	0.0-0	0.0-0	0	0-0	0-0	1	0
Oct 7	at UAB*	8	0	8	0.0-0	0.0-0	0	0-0	0-0	0	0
Oct 21	USM*	9	1	10	2.0-3	0.0-0	0	0-0	1-10	0	0
Oct 28	at Rice*	6	0	6	2.0-5	1.0-3	0	0-0	0-0	0	2
Nov 4	NORTH TEXAS*	3	1	4	0.0-0	0.0-0	0	0-0	0-0	0	1
Nov 11	FAU*	2	0	2	0.0-0	0.0-0	0	0-0	0-0	0	0
Nov 18	at UTEP*	3	0	3	0.0-0	0.0-0	0	0-0	1-25	0	0
Nov 25	UTSA*	3	4	7	0.5-1	0.0-0	0	0-0	1-0	0	0
Dec 20,	vs. SMU +	4	0	4	1.0-1	0.0-0	0	0-0	1-45	0	0
	TOTAL	**51**	**11**	**62**	**7.5-18**	**2.0-10**	**0**	**0-0**	**5-141**	**1**	**6**



REDSHIRT JUNIOR (2017)
- Appeared in all 13 games for the Bulldogs on the offensive line, making 12 starts on the season.

REDSHIRT SOPHOMORE (2016)
- Saw action in 13 games for the Bulldogs on the offensive line.

REDSHIRT FRESHMAN (2015)
- Saw action in three games for the Bulldogs.

FRESHMAN (2014)
- Redshirted as a true freshman, did not see action.

HIGH SCHOOL
- Graduated from La Porte High School in 2014.
- Lettered in football and basketball.
- Received second team all-district honors as a left tackle despite only playing part of the season at that position.
- Named one of the top five tight ends in the Houston area.
- Led team to a top 25 ranking in Texas all three years he played varsity with a top 10 ranking during his sophomore and junior years.
- Coached by Jeff Lareau and former Bulldog Karl Terrebone.

PERSONAL
Michael Austin Rodriguez, III ... Son of Mike and Karen Rodriguez ... Born on Aug. 19, 1996 in Webster, Texas ... Has a twin sister, Elise ... Recruited by Matt Moore.

CAREER STATS

Year	GP
2015	3
2016	13
2017	13
TOTAL	**29**



CAREER HONORS & AWARDS
- Conference USA All-Freshman Team (2017)

REDSHIRT FRESHMAN (2017)
- Saw action in all 13 games for the Bulldogs on the offensive line, including making 10 starts.
- Earned a starting role in Week 4 on the road at South Carolina at left guard before making a permanent move to center in Week 6 versus UAB.

FRESHMAN (2016)
- Redshirted as a true freshman, did not see action.

HIGH SCHOOL
- Graduated from Burleson High School in 2016.
- Lettered in football, track and powerlifting.
- Played on both the offensive and defensive lines.
- Led team to an 8-4 mark his senior season and the second round of the postseason.
- Set the Texas state deadlift record by lifting 715 pounds.
- Finished fourth in the Texas High School Powerlifting Association state championships his junior year.
- Coached by Greg McElroy.

PERSONAL
Kody Ray Russey ... Son of Sonny Russey and Nicole Redding ... Born on May 14, 1998 in Burleson, Texas ... Has two siblings, Kylie and Kristin ... Chose LA Tech over Texas State ... Recruited by Robert McFarland.

CAREER STATS

Year	GP
2017	13
TOTAL	**13**



MICHAEL
SAM
5

CB	6-0	195	R-Jr.	TR

Lafayette, La. (Trinity Valley CC)

JUNIOR (2017)
- Saw action in just two games before suffering a season-ending injury.

TRINITY VALLEY CC (2015-16)
- Spent two seasons at Trinity Valley Community College where he totaled 46 tackles (24 solo, 22 assisted), two interceptions for 73 yards and 10 pass break-ups in 2016.
- Totaled 492 all-purpose yards in 2016 as a returner on special teams.
- Helped lead Trinity Valley to an 11-win season, a Southwest Junior College Football Conference championship and a victory in the Heart of Texas Bowl over Northwest Mississippi in 2016.
- In 2015, he recorded 25 total tackles (16 solo, 9 assisted), three interceptions for 35 yards and six pass break-ups.
- Returned seven kickoffs in 2015 for 237 yards (33.9 avg.) and a TD.
- Named second team All-SWJCFC as a returner in 2015.
- Coached by Brad Smiley.

HIGH SCHOOL
- Graduated from New Iberia Senior High School in 2014.
- Lettered in football, basketball and track.
- Named first team all-state by the LSWA as a senior.
- Earned a spot on the Louisiana High School Coaches Association All-Star Football Game as a senior.
- Coached by Todd Russ.

PERSONAL
Michael Jerell Sam ... Son of Martha Sam ... Born on Dec. 12, 1996.

CAREER HIGHS
Tackles: 2, Northwestern St., Sep 2, 2017 (1-1); Mississippi St., Sep 9, 2017 (1-1)

CAREER STATS

Year	Solo	Ast	Total	TFL-Yds	Sacks	FF	FR-Yds	Int-Yds	QBH	Brk
2017	2	2	4	0.0-0	0.0-0	0	0-0	0-0	0	0
TOTAL	**2**	**2**	**4**	**0.0-0**	**0.0-0**	**0**	**0-0**	**0-0**	**0**	**0**

2017 GAME-BY-GAME STATS

Date	Opp	Solo	Ast	Total	TFL-Yds	Sacks	FF	FR-Yds	Int-Yds	QBH	Brk
Sep 2	NSU	1	1	2	0.0-0	0.0-0	0	0-0	0-0	0	0
Sep 9	MISSISSIPPI ST.	1	1	2	0.0-0	0.0-0	0	0-0	0-0	0	0
	TOTAL	**2**	**2**	**4**	**0.0-0**	**0.0-0**	**0**	**0-0**	**0-0**	**0**	**0**



COLLIN
SCOTT
35

LB	6-0	225	R-Jr.	2L

Houston, Texas (Manvel HS)

REDSHIRT SOPHOMORE (2017)
- Saw action in all 13 games, while making his first career start in LA Tech's road win at Rice (10/28).
- Had 26 total tackles (14 solo, 12 assists), two QB hurries and one tackle for loss on the season.
- Made a career-high eight total tackles (2 solo, 6 assists) in LA Tech's home contest versus Southern Miss (10/21).

REDSHIRT FRESHMAN (2016)
- Saw action in seven games, recording nine tackles (4 solo, 5 assists) and one pass break-up.
- Made his first appearance as a Bulldog in the season-opener against SC State (9/10).
- Had a career-high six tackles (3 solo, 3 assisted) in LA Tech's win over No. 25 Navy in the Armed Forces Bowl (12/23).

FRESHMAN (2015)
- Redshirted as a true freshman, did not see action.

HIGH SCHOOL
- Graduated from Manvel High School in 2015.
- A three-star rated recruit that ranked 23rd in Texas and 122nd nationally among linebackers.
- Lettered in football and track and field.
- Received all-state honorable mention honors and was a three-time all-district honoree.
- Led his team to four district titles and a No. 3 state ranking as well as a No. 17 national ranking.
- Tallied 249 total tackles including 149 solo stops and 40 tackles for a loss with 10 sacks, four interceptions and three forced fumbles.
- Coached by Kirk Martin.

PERSONAL
Collin Lamelle Scott … Son of Todd and Angelia Scott … Born on Sept. 26, 1996 in Houston, Texas … Has two younger siblings: Canyon and Cana … Father, Todd, played football at UL-Lafayette where he was a sixth round draft pick in the 1991 NFL Draft … Father went on to a nine-year NFL career for the Vikings, Jets, Buccaneers and Chiefs and was All-Pro in 1992 … Recruited by Blake Baker.

CAREER HIGHS
Tackles: 8, USM, Oct 21, 2017 (2-6)
Tackles for loss: .5, North Texas, Nov 04, 2017 (0-0); USM, Oct 21, 2017 (0-0)
Pass breakups: 1, Rice, Oct 29, 2016

CAREER STATS

Year	Solo	Ast	Total	TFL-Yds	Sacks	FF	FR-Yds	Int-Yds	QBH	Brk
2016	4	5	9	0.0-0	0.0-0	0	0-0	0-0	0	1
2017	14	12	26	1.0-1	0.0-0	0	0-0	0-0	2	0
TOTAL	**18**	**17**	**35**	**1.0-1**	**0.0-0**	**0**	**0-0**	**0-0**	**2**	**1**

2017 GAME-BY-GAME STATS

Date	Opp	Solo	Ast	Total	TFL-Yds	Sacks	FF	FR-Yds	Int-Yds	QBH	Brk
Sep 2	NSU	0	1	1	0.0-0	0.0-0	0	0-0	0-0	0	0
Sep 9	MISSISSIPPI ST.	0	1	1	0.0-0	0.0-0	0	0-0	0-0	0	0
Sep 16	at WKU*	0	1	1	0.0-0	0.0-0	0	0-0	0-0	0	0
Sep 23	at S. Carolina	0	1	1	0.0-0	0.0-0	0	0-0	0-0	1	0
Sep 30	SOUTH ALABAMA	1	0	1	0.0-0	0.0-0	0	0-0	0-0	0	0
Oct 7	at UAB*	3	1	4	0.0-0	0.0-0	0	0-0	0-0	1	0
Oct 21	USM*	2	6	8	0.5-0	0.0-0	0	0-0	0-0	0	0
Oct 28	at Rice*	1	0	1	0.0-0	0.0-0	0	0-0	0-0	0	0
Nov 4	NORTH TEXAS*	0	1	1	0.5-1	0.0-0	0	0-0	0-0	0	0
Nov 11	FAU*	0	0	0	0.0-0	0.0-0	0	0-0	0-0	0	0
Nov 18	at UTEP*	3	0	3	0.0-0	0.0-0	0	0-0	0-0	0	0
Nov 25	UTSA*	2	0	2	0.0-0	0.0-0	0	0-0	0-0	0	0
Dec 20	vs. SMU +	2	0	2	0.0-0	0.0-0	0	0-0	0-0	0	0
	TOTAL	**14**	**12**	**26**	**1.0-1**	**0.0-0**	**0**	**0-0**	**0-0**	**2**	**0**

2016 GAME-BY-GAME STATS

Date	Opp	Solo	Ast	Total	TFL-Yds	Sacks	FF	FR-Yds	Int-Yds	QBH	Brk
Sep 10	SC STATE	0	0	0	0.0-0	0.0-0	0	0-0	0-0	0	0
Sep 24	at Middle Tenn.*	1	0	1	0.0-0	0.0-0	0	0-0	0-0	0	0
Oct 1	UTEP*	0	0	0	0.0-0	0.0-0	0	0-0	0-0	0	0
Oct 15	at UMass	0	1	1	0.0-0	0.0-0	0	0-0	0-0	0	0
Oct 29	RICE*	0	0	0	0.0-0	0.0-0	0	0-0	0-0	0	1
Dec 3	vs. WKU^	0	1	1	0.0-0	0.0-0	0	0-0	0-0	0	0
Dec 23	vs. #25 Navy+	3	3	6	0.0-0	0.0-0	0	0-0	0-0	0	0
	TOTAL	**4**	**5**	**9**	**0.0-0**	**0.0-0**	**0**	**0-0**	**0-0**	**0**	**1**



GEORGE
SCOTT III
87

WR	6-1	196	So.	1L

Natchez, Miss. (Adams County Christian HS)

FRESHMAN (2017)
- Saw action in eight games as a true freshman, including his first career appearance in LA Tech's road win over WKU (9/16).
- Recorded five catches on the season for 37 yards.
- Made his first career reception in LA Tech's win over South Alabama (9/30).

HIGH SCHOOL
- Graduated from Adams County Christian High School in 2017.
- Selected as a MAIS All-Star (Miss. Assoc. of Independent Schools).
- Ranked No. 43 in the state of Mississippi by 247Sports.com.
- Led Adams County to the 2016 MAIS 3A state title game.
- Coached by David King.

PERSONAL
George Joseph Scott III ... Son of George and Sadie Scott ... Born on June 22, 1999 in Natchez, Mississippi.

CAREER HIGHS
Receptions: 2, vs SMU, Dec 20, 2017; at UAB, Oct 7, 2017
Receiving yards: 20, at UAB, Oct 7, 2017 (2 receptions)
Long reception: 15, vs SMU, Dec 20, 2017; at UAB, Oct 7, 2017
All-purpose yards: 20, at UAB, Oct 7, 2017

CAREER STATS

Year	Rush	Yds	TD	Lg	Rec.	Yds	TD	Lg
2017	0	0	0	0	5	37	0	15
TOTAL	**0**	**0**	**0**	**0**	**5**	**37**	**0**	**15**

2017 GAME-BY-GAME STATS

Date	Opp	Rush	Yds	TD	Lg	Rec.	Yds	TD	Lg
Sep 16	at WKU*	0	0	0	0	0	0	0	0
Sep 23	at South Carolina	0	0	0	0	0	0	0	0
Sep 30	SOUTH ALABAMA	0	0	0	0	1	3	0	3
Oct 7	at UAB*	0	0	0	0	2	20	0	15
Oct 21	USM*	0	0	0	0	0	0	0	0
Nov 4	NORTH TEXAS*	0	0	0	0	0	0	0	0
Nov 11	FLORIDA ATLANTIC*	0	0	0	0	0	0	0	0
Dec 20	vs. SMU +	0	0	0	0	2	14	0	15
	TOTAL	**0**	**0**	**0**	**0**	**5**	**37**	**0**	**15**



HANNER
SHIPLEY
54

OL	6-5	292	R-Sr.	1L

Marble Falls, Texas (Blinn College)

JUNIOR (2017)
- Saw action in all 13 games in his first season with the Bulldogs, including making three starts against WKU (9/16), South Carolina (9/23) and Rice (10/28).

BLINN COLLEGE (2016)
- Transferred to Blinn for the 2016 season and saw action in nine games on the offensive line for the Buccaneers.
- Named second team all-conference in 2016 by the Southwest Junior College Football Conference.
- Helped pave the way for a Blinn offense that racked up 462.8 yards per game and 38.1 points per game in 2016.
- Coached by Ryan Mahon and Chuck Parsons.

LSU/ABILENE CHRISTIAN (2015)
- Signed with LSU out of high school as an early enrollee.
- Trained with the Tigers during the spring of 2015 before transferring to Abilene Christian in time for the 2015 season.
- Made the transition from tight end to the offensive line at ACU.
- Saw action in five games as a true freshman at Abilene Christian.

HIGH SCHOOL
- Graduated early from Marble Falls High School in 2014.
- Earned all-district honors all four years, while also being named all-state as a junior.
- Helped Marble Falls to the first round of the playoffs in 2011 and 2013.
- Lettered in football, basketball, track and baseball.
- Coached by Matt Green.

PERSONAL
Hanner Shipley ... Son of Stephen and Ashley Shipley ... Born on Dec. 12, 1996 in Abilene, Texas ... Has three siblings: Hailey, Hannidy and Hadley.

CAREER STATS

Year	GP
2017	13
TOTAL	**13**



ALFRED
SMITH
4

WR	5-9	184	R-So.	1L

Destrehan, La. (Destrehan HS)

REDSHIRT SOPHOMORE (2017)
- Saw action in just two games before suffering a season-ending injury.
- Made two receptions for five yards in limited action early in the season.

REDSHIRT FRESHMAN (2016)
- Played in all 14 games with 11 starts as a receiver for the Bulldogs.
- Had 16 catches on the season for 232 yards and one touchdown.
- Also returned 19 kicks for 360 return yards.
- Scored his first career touchdown while enjoying a career day in LA Tech's win over UTSA, catching three passes for 126 yards and a score.

FRESHMAN (2015)
- Redshirted as a true freshman, did not see action.

HIGH SCHOOL
- Graduated from Destrehan High School in 2015.
- Times-Picayune 2015 Prospect Ranking Nifty 50.
- Three-star recruit by Rivals.com and Scout.com.
- Listed as the No. 8 offensive performer at the May 2014 Rivals Camp Series in New Orleans.
- Helped Destrehan HS to a 14-1 record and 7-0 league mark as a senior when he had 42 catches for 563 yards and six touchdowns.
- Had 54 receptions for 873 yards and eight touchdowns as a junior.
- Earned all-district honors in 2013 and 2014, while helping Destrehan reach the Class 5A semifinals in 2013.
- Coached by Stephen Robicheaux.

PERSONAL
Alfred Troy Smith ... Nicknamed Tarzan ... Son of Donngella and Coy Landry ... Has four siblings: Cobe Landry, Alexis Smith, Ellis Bruce and Cierra Landry.

CAREER HIGHS
Points scored: 6, UTSA, Nov 12, 2016
Touchdowns: 1, UTSA, Nov 12, 2016
Receptions: 3, UTSA, Nov 12, 2016; at Southern Miss, Nov 25, 2016
Receiving yards: 126, UTSA, Nov 12, 2016 (3 receptions)
Receiving TDs: 1, UTSA, Nov 12, 2016
Long reception: 68, UTSA, Nov 12, 2016
All-purpose yards: 129, WKU, Oct 06, 2016
Kick returns: 6, WKU, Oct 06, 2016
Kick return yards: 119, WKU, Oct 06, 2016 (6 returns)
Long kick return: 32, at Middle Tennessee, Sep 24, 2016

CAREER STATS
Year	Rush	Yds	TD	Lg	Rec.	Yds	TD	Lg
2016	0	0	0	0	16	232	1	68
2017	0	0	0	0	2	5	0	6
TOTAL	**0**	**0**	**0**	**0**	**18**	**237**	**1**	**68**

Year	KRet	Yds	TD	Lg	PRet	Yds	TD	Lg
2016	19	360	0	32	0	0	0	0
TOTAL	**19**	**360**	**0**	**32**	**0**	**0**	**0**	**0**

2017 GAME-BY-GAME STATS
Date	Opp	Rush	Yds	TD	Lg	Rec.	Yds	TD	Lg
Sep 2	NSU	0	0	0	0	2	5	0	6
Sep 23	at South Carolina	0	0	0	0	0	0	0	0
	TOTAL	**0**	**0**	**0**	**0**	**2**	**5**	**0**	**6**

2016 GAME-BY-GAME STATS
Date	Opp	Rush	Yds	TD	Lg	Rec.	Yds	TD	Lg
Sep 3	at Arkansas	0	0	0	0	0	0	0	0
Sep 10	SC STATE	0	0	0	0	1	11	0	11
Sep 17	at Texas Tech	0	0	0	0	2	4	0	3
Sep 24	at Middle Tennessee*	0	0	0	0	1	6	0	6
Oct 1	UTEP*	0	0	0	0	1	6	0	6
Oct 6	WKU*	0	0	0	0	1	10	0	10
Oct 15	at UMass	0	0	0	0	0	0	0	0
Oct 22	at FIU*	0	0	0	0	1	6	0	6
Oct 29	RICE*	0	0	0	0	1	11	0	11
Nov 5	at North Texas*	0	0	0	0	0	0	0	0
Nov 12	UTSA*	0	0	0	0	3	126	1	68
Nov 25	at Southern Miss*	0	0	0	0	3	34	0	17
Dec 3	vs. WKU^	0	0	0	0	1	11	0	11
Dec 23	vs. #25 Navy+	0	0	0	0	1	7	0	7
	TOTAL	**0**	**0**	**0**	**0**	**16**	**232**	**1**	**68**

Date	Opp	PRet	Yds	TD	Lg	KRet	Yds	TD	Lg
Sep 17	at Texas Tech	0	0	0	0	1	15	0	15
Sep 24	at Middle Tennessee*	0	0	0	0	3	68	0	32
Oct 6	WKU*	0	0	0	0	6	119	0	24
Oct 15	at UMass	0	0	0	0	2	38	0	19
Nov 5	at North Texas*	0	0	0	0	2	41	0	25
Nov 25	at Southern Miss*	0	0	0	0	1	27	0	27
Dec 3	vs. WKU^	0	0	0	0	3	38	0	22
Dec 23	vs. #25 Navy+	0	0	0	0	1	14	0	14
	TOTAL	**0**	**0**	**0**	**0**	**19**	**360**	**0**	**32**

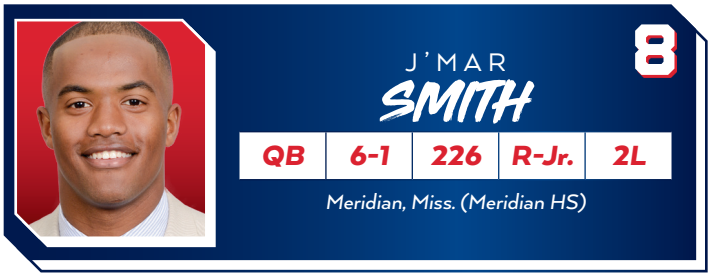

CAREER HONORS & AWARDS
- All-Louisiana Honorable Mention (2017)
- DXL Frisco Bowl Offensive Player of the Game (2017)

REDSHIRT SOPHOMORE (2017)
- Started all 13 games at quarterback for LA Tech in 2017.
- Threw for 2,974 yards and 16 touchdowns, while rushing for 371 yards and six touchdowns on the season.
- Passed for 300+ yards in three contests, including a career-high 30 completions for 326 yards against Florida Atlantic.
- Posted a 127.53 quarterback rating with a 56.0 completion percentage.

REDSHIRT FRESHMAN (2016)
- Played in seven games, making his first career start in the season opener at Arkansas.
- Was 19-for-31 for 212 passing yards, a rushing touchdown and an interception in a close loss to Arkansas in his first career start to open the 2016 season.
- Was 4-for-4 passing with 51 yards and his first career touchdown pass in LA Tech's home opener versus South Carolina State (9/10).
- Was a perfect 6-for-6 for 142 passing yards, including an 89-yard touchdown pass in LA Tech's win over Rice (10/29).

FRESHMAN (2015)
- Redshirted as a true freshman, did not see action.

HIGH SCHOOL

- Graduated from Meridian High School in 2015.
- A unanimous three-star rated recruit that ranked 34th in Mississippi among all players in the 2015 class by Scout, while Rivals ranked him 24th in the same category.
- Ranked third in Mississippi among quarterbacks along with being ranked 79th nationally among quarterbacks.
- Lettered in football and baseball (catcher).
- Drafted by the San Diego Padres in the 24th round of the 2015 Major League Baseball Draft, but elected to not sign out of high school.
- Named second team all-state and was selected to play in the Mississippi-Alabama All-Star Game.
- Threw for over 2,600 yards and 26 touchdown passes, averaging 214 passing yards per game with 800 rushing yards and 13 rushing touchdowns.
- Coached by Larry Weems.

PERSONAL

Jamarius Contrell Smith … Goes by J'Mar … Son of Kenny Smith and Vashonda Davis … Born on Sept. 24, 1996 in Meridian, Mississippi … Has three younger siblings: Jaluja, Kyah and Gia Bella … Father, Kenny, was a defensive lineman at Alabama in 1997 when LA Tech beat the Crimson Tide 26-20 and went on to play for the Saints, Patriots and Chiefs … Chose Louisiana Tech over Memphis and Mississippi State … Recruited by Tim Rattay.

CAREER HIGHS

Points scored: 12, at UTEP, Nov 18, 2017
Touchdowns: 2, at UTEP, Nov 18, 2017
Rush attempts: 17, Florida Atlantic, Nov 11, 2017
Rush yards: 78, Florida Atlantic, Nov 11, 2017 (17 carries)
Rush TDs: 2, at UTEP, Nov 18, 2017
Long rush: 26, UTSA, Nov 12, 2016
Pass attempts: 51, Florida Atlantic, Nov 11, 2017
Pass completions: 30, Florida Atlantic, Nov 11, 2017
Pass yards: 326, Florida Atlantic, Nov 11, 2017
Pass TDs: 3, vs SMU, Dec 20, 2017; South Alabama, Sep 30, 2017
Had intercepted: 1, 6 times
Long pass: 89, Rice, Oct 29, 2016
Total offense attempts: 68, Florida Atlantic, Nov 11, 2017 (17 rush,51 pass)
Total ofense yards: 404, Florida Atlantic, Nov 11, 2017 (78 rush,326 pass)
All-purpose yards: 78, Florida Atlantic, Nov 11, 2017

CAREER PASSING STATS

Year	Cmp-Att-Int	Yds	TD	Lg
2016	30-43-1	412	2	89
2017	229-409-5	2,974	16	87
TOTAL	**259-452-6**	**3,386**	**18**	**89**

CAREER RUSHING/RECEIVING STATS

Year	Rush	Yds	TD	Lg	Rec.	Yds	TD	Lg
2016	17	62	2	26	0	0	0	0
2017	119	371	6	22	0	0	0	0
TOTAL	**136**	**433**	**8**	**26**	**0**	**0**	**0**	**0**

2017 GAME-BY-GAME PASSING STATS

Date	Opponent	Cmp-Att-Int	Yds	TD	Lg
Sep 2	NSU	18-35-0	276	2	53
Sep 9	MISSISSIPPI ST.	10-23-1	140	0	58
Sep 16	at WKU*	22-39-1	306	1	87
Sep 23	at South Carolina	23-33-1	281	1	42
Sep 30	SOUTH ALABAMA	24-39-0	317	3	40
Oct 7	at UAB*	17-29-0	209	2	42
Oct 21	USM*	11-28-1	194	0	82
Oct 28	at Rice*	21-32-0	237	1	31
Nov 4	NORTH TEXAS*	16-28-0	168	0	28
Nov 11	FAU*	30-51-0	326	1	34
Nov 18	at UTEP*	15-28-0	203	2	27
Nov 25	UTSA*	7-21-1	101	0	33
Dec 20	vs. SMU +	15-23-0	216	3	44
	Totals	**229-409-5**	**2,974**	**16**	**87**

Date	Opp	Rush	Yds	TD	Lg	Rec.	Yds	TD	Lg
Sep 2	NSU	10	72	0	22	0	0	0	0
Sep 9	MISSISSIPPI ST.	7	-9	0	11	0	0	0	0
Sep 16	at WKU*	7	10	0	6	0	0	0	0
Sep 23	at South Carolina	5	12	0	6	0	0	0	0
Sep 30	SOUTH ALABAMA	11	37	0	13	0	0	0	0
Oct 7	at UAB*	8	30	0	12	0	0	0	0
Oct 21	USM*	8	3	1	6	0	0	0	0
Oct 28	at Rice*	8	27	0	10	0	0	0	0
Nov 4	NORTH TEXAS*	11	29	1	12	0	0	0	0
Nov 11	FAU*	17	78	0	14	0	0	0	0
Nov 18	at UTEP*	8	49	2	13	0	0	0	0
Nov 25	UTSA*	10	18	1	7	0	0	0	0
Dec 20	vs. SMU +	9	15	1	5	0	0	0	0
	Totals	**119**	**371**	**6**	**22**	**0**	**0**	**0**	**0**

2016 GAME-BY-GAME PASSING STATS

Date	Opponent	Cmp-Att-Int	Yds	TD	Lg
Sep 3	at Arkansas	19-31-1	212	0	26
Sep 10	SC STATE	4-4-0	51	1	24
Oct 15	at UMass	1-1-0	7	0	7
Oct 29	RICE*	6-6-0	142	1	89
Nov 12	UTSA*	0-1-0	0	0	0
Nov 25	at Southern Miss*	0-0-0	0	0	0
Dec 23	vs. #25 Navy+	0-0-0	0	0	0
	Totals	**30-43-1**	**412**	**2**	**89**

Date	Opp	Rush	Yds	TD	Lg	Rec.	Yds	TD	Lg
Sep 3	at Arkansas	9	10	1	9	0	0	0	0
Sep 10	SC STATE	1	6	0	6	0	0	0	0
Oct 15	at UMass	1	11	0	11	0	0	0	0
Oct 29	RICE*	3	12	0	16	0	0	0	0
Nov 12	UTSA*	3	23	1	26	0	0	0	0
Nov 25	at Southern Miss*	0	0	0	0	0	0	0	0
Dec 23	vs. #25 Navy+	0	0	0	0	0	0	0	0
	Totals	**17**	**62**	**2**	**26**	**0**	**0**	**0**	**0**

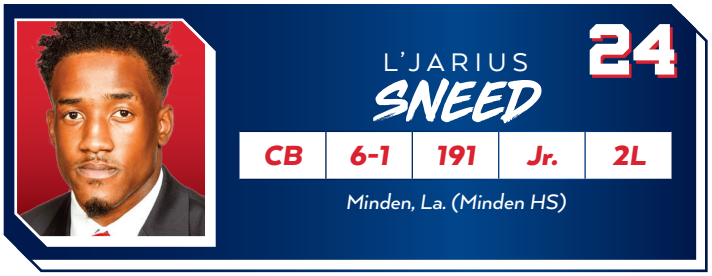

SOPHOMORE (2017)

- Made six starts and played in a total of 11 games for the Bulldog defense in 2017.
- Notched a career-high eight tackles (all solo) against South Alabama (9/30), while he also had three pass break-ups in that game.
- Recorded 30 total tackles (29 solo, 1 assist), an interception and six

pass break-ups on the season.

FRESHMAN (2016)
- Played in all 14 games for the Bulldogs, making two starts in the final two games of the season.
- Registered 17 total tackles (12 solo, 5 assisted) and one interception returned 48 yards for a touchdown.
- Enjoyed his best game as a Bulldog in the 2016 C-USA Championship against WKU (12/3) where he totaled a season-high six tackles (5 solo, 1 assist) and his first career interception returned 48 yards for a touchdown.

HIGH SCHOOL
- Graduated from Minden High School in 2016.
- Two-way player that helped lead team to a 9-3 record his senior year, advancing to the second round of the LHSAA 4A state playoffs before falling to Franklinton High School, 35-34.
- Received first team all-district honors his junior and senior years with all-area honors his senior season.
- As a safety his junior year, registered seven interceptions returned for 252 yards and four touchdowns.
- Coached by Spencer Heard.

PERSONAL
L'Jarius Sneed ... Son of Bobby and Jane Sneed ... Born on Jan. 21, 1997 in Minden, Louisiana ... Has three older siblings: Nicole Griffen, T.Q. Mims, T.Q. Harrison ... Brother, T.Q. Mims, played football at Arkansas-Pine Bluff from 2010 to 2013 ... Chose LA Tech over Arkansas State and UL-Lafayette ... Recruited by Blake Baker.

CAREER HIGHS
Points scored: 6, vs WKU, Dec 03, 2016
Touchdowns: 1, vs WKU, Dec 03, 2016
All-purpose yards: 48, vs WKU, Dec 03, 2016
Interceptions: 1, vs WKU, Dec 03, 2016; at Rice, Oct 28, 2017
Long interception return: 48, vs WKU, Dec 03, 2016
Tackles: 8, South Alabama, Sep 30, 2017 (8-0)
Sacks: 1.0, vs SMU, Dec 20, 2017 (1-0)
Tackles for loss: 1.0, vs SMU, Dec 20, 2017 (1-0)
Pass breakups: 3, South Alabama, Sep 30, 2017

CAREER STATS
Year	Solo	Ast	Total	TFL-Yds	Sacks	FF	FR-Yds	Int-Yds	QBH	Brk
2016	12	5	17	0.0-0	0.0-0	0	0-0	1-48	0	0
2017	29	1	30	1.0-9	1.0-9	0	0-0	1--5	1	6
TOTAL	**41**	**6**	**47**	**1.0-9**	**1.0-9**	**0**	**0-0**	**2-43**	**1**	**6**

2017 GAME-BY-GAME STATS
Date	Opp	Solo	Ast	Total	TFL-Yds	Sacks	FF	FR-Yds	Int-Yds	QBH	Brk
Sep 2	NSU	2	0	2	0.0-0	0.0-0	0	0-0	0-0	0	0
Sep 9	MISSISSIPPI ST.	0	1	1	0.0-0	0.0-0	0	0-0	0-0	0	0
Sep 16	at WKU*	0	0	0	0.0-0	0.0-0	0	0-0	0-0	0	0
Sep 23	at S. Carolina*	5	0	5	0.0-0	0.0-0	0	0-0	0-0	0	0
Sep 30	SOUTH ALABAMA	8	0	8	0.0-0	0.0-0	0	0-0	0-0	1	3
Oct 28	at Rice*	1	0	1	0.0-0	0.0-0	0	0-0	1--5	0	0
Nov 4	NORTH TEXAS*	2	0	2	0.0-0	0.0-0	0	0-0	0-0	0	1
Nov 11	FAU*	3	0	3	0.0-0	0.0-0	0	0-0	0-0	0	1
Nov 18	at UTEP*	3	0	3	0.0-0	0.0-0	0	0-0	0-0	0	1
Nov 25	UTSA*	2	0	2	0.0-0	0.0-0	0	0-0	0-0	0	0
Dec 20	vs. SMU +	3	0	3	1.0-9	1.0-9	0	0-0	0-0	0	0
	TOTAL	**29**	**1**	**30**	**1.0-9**	**1.0-9**	**0**	**0-0**	**1--5**	**1**	**6**

2016 GAME-BY-GAME STATS
Date	Opp	Solo	Ast	Total	TFL-Yds	Sacks	FF	FR-Yds	Int-Yds	QBH	Brk
Sep 3	at Arkansas	0	0	0	0.0-0	0.0-0	0	0-0	0-0	0	0
Sep 10	SC STATE	0	0	0	0.0-0	0.0-0	0	0-0	0-0	0	0
Sep 17	at Texas Tech	0	0	0	0.0-0	0.0-0	0	0-0	0-0	0	0
Sep 24	at Middle Tenn.*	1	0	1	0.0-0	0.0-0	0	0-0	0-0	0	0
Oct 1	UTEP*	0	0	0	0.0-0	0.0-0	0	0-0	0-0	0	0
Oct 6	WKU*	1	2	3	0.0-0	0.0-0	0	0-0	0-0	0	0
Oct 15	at UMass	0	0	0	0.0-0	0.0-0	0	0-0	0-0	0	0
Oct 22	at FIU*	0	0	0	0.0-0	0.0-0	0	0-0	0-0	0	0
Oct 29	RICE*	1	0	1	0.0-0	0.0-0	0	0-0	0-0	0	0
Nov 5	at North Texas*	1	1	2	0.0-0	0.0-0	0	0-0	0-0	0	0
Nov 12	UTSA*	1	0	1	0.0-0	0.0-0	0	0-0	0-0	0	0
Nov 25	at Southern Miss*	0	0	0	0.0-0	0.0-0	0	0-0	0-0	0	0
Dec 3	vs. WKU^	5	1	6	0.0-0	0.0-0	0	0-0	1-48	0	0
Dec 23	vs. #25 Navy+	2	1	3	0.0-0	0.0-0	0	0-0	0-0	0	0
	TOTAL	**12**	**5**	**17**	**0.0-0**	**0.0-0**	**0**	**0-0**	**1-48**	**0**	**0**



JUNIOR (2017)
- Saw action in 12 games, while starting three games at cornerback for the Bulldogs.
- Recorded his first career interception against Rice (10/28) and returned it 37 yards for a touchdown.
- Tallied 14 total tackles (10 solo, 4 assists), three pass break-ups, a fumble recovery and a pair of interceptions on the season.

SOPHOMORE (2016)
- Saw action in five games, assisting on two tackles.
- Assisted on a tackle against Texas Tech (9/17) and UMass (10/15).

FRESHMAN (2015)
- Played in 10 games for the Bulldogs, recording eight solo tackles.
- Recorded a solo tackle against Kansas State (9/19) in his first career appearance.
- Recorded a season-high four solo tackles against North Texas (11/7).

HIGH SCHOOL
- Graduated from West Orange-Stark High School in 2015.
- Lettered in football, basketball and track.
- Registered three interceptions his senior season.
- Led team to a 2014 state finalist finish.
- Coached by Cornel Thompson.

PERSONAL
Devondrix Trevon Spencer … Goes by "Trey" … Son of Shavondra Simmons and Victoria McDaniel … Has two younger siblings: Dylan and Davin … Recruited by Blake Baker.

CAREER HIGHS
Points scored: 6, at Rice, Oct 28, 2017
Touchdowns: 1, at Rice, Oct 28, 2017
All-purpose yards: 37, at Rice, Oct 28, 2017
Interceptions: 1, North Texas, Nov 04, 2017; at Rice, Oct 28, 2017
Long interception return: 37, at Rice, Oct 28, 2017
Tackles: 4, North Texas, Nov 07, 2015 (4-0)

Sacks: 1.0, vs SMU, Dec 20, 2017 (1-0)
Tackles for loss: 1.0, vs SMU, Dec 20, 2017 (1-0)
Fumbles recovered: 1, Florida Atlantic, Nov 11, 2017
Pass breakups: 1, 4 times

CAREER STATS

Year	Solo	Ast	Total	TFL-Yds	Sacks	FF	FR-Yds	Int-Yds	QBH	Brk
2015	8	0	8	0.0-0	0.0-0	0	0-0	0-0	0	1
2016	0	2	2	0.0-0	0.0-0	0	0-0	0-0	0	0
2017	10	4	14	1.0-10	1.0-10	0	1-0	2-37	0	3
TOTAL	**18**	**6**	**24**	**1.0-10**	**1.0-10**	**0**	**1-0**	**2-37**	**0**	**4**

2017 GAME-BY-GAME STATS

Date	Opp	Solo	Ast	Total	TFL-Yds	Sacks	FF	FR-Yds	Int-Yds	QBH	Brk
Sep 2	NSU	1	0	1	0.0-0	0.0-0	0	0-0	0-0	0	1
Sep 9	MISSISSIPPI ST.	1	1	2	0.0-0	0.0-0	0	0-0	0-0	0	1
Sep 16	at WKU*	1	1	2	0.0-0	0.0-0	0	0-0	0-0	0	0
Sep 30	SOUTH ALABAMA	0	0	0	0.0-0	0.0-0	0	0-0	0-0	0	0
Oct 7	at UAB*	1	0	1	0.0-0	0.0-0	0	0-0	0-0	0	0
Oct 21	USM*	1	0	1	0.0-0	0.0-0	0	0-0	0-0	0	1
Oct 28	at Rice*	1	0	1	0.0-0	0.0-0	0	0-0	1-37	0	0
Nov 4	NORTH TEXAS*	2	0	2	0.0-0	0.0-0	0	0-0	1-0	0	0
Nov 11	FAU*	0	2	2	0.0-0	0.0-0	0	1-0	0-0	0	0
Nov 18	at UTEP*	1	0	1	0.0-0	0.0-0	0	0-0	0-0	0	0
Nov 25	UTSA*	0	0	0	0.0-0	0.0-0	0	0-0	0-0	0	0
Dec 20	vs. SMU +	1	0	1	1.0-10	1.0-10	0	0-0	0-0	0	0
	TOTAL	**10**	**4**	**14**	**1.0-10**	**1.0-10**	**0**	**1-0**	**2-37**	**0**	**3**

2016 GAME-BY-GAME STATS

Date	Opp	Solo	Ast	Total	TFL-Yds	Sacks	FF	FR-Yds	Int-Yds	QBH	Brk
Sep 3	at Arkansas	0	0	0	0.0-0	0.0-0	0	0-0	0-0	0	0
Sep 10	SC STATE	0	0	0	0.0-0	0.0-0	0	0-0	0-0	0	0
Sep 17	at Texas Tech	0	1	1	0.0-0	0.0-0	0	0-0	0-0	0	0
Oct 15	at UMass	0	1	1	0.0-0	0.0-0	0	0-0	0-0	0	0
Oct 29	RICE*	0	0	0	0.0-0	0.0-0	0	0-0	0-0	0	0
	TOTAL	**0**	**2**	**2**	**0.0-0**	**0.0-0**	**0**	**0-0**	**0-0**	**0**	**0**

2015 GAME-BY-GAME STATS

Date	Opp	Solo	Ast	Total	TFL-Yds	Sacks	FF	FR-Yds	Int-Yds	QBH	Brk
Sep 19	at Kansas State	1	0	1	0.0-0	0.0-0	0	0-0	0-0	0	0
Sep 26	FIU	0	0	0	0.0-0	0.0-0	0	0-0	0-0	0	0
Oct 3	UL-LAFAYETTE	0	0	0	0.0-0	0.0-0	0	0-0	0-0	0	0
Oct 10	at UTSA*	0	0	0	0.0-0	0.0-0	0	0-0	0-0	0	0
Oct 17	at Mississippi St.	0	0	0	0.0-0	0.0-0	0	0-0	0-0	0	0
Oct 24	MIDDLE TENN.*	1	0	1	0.0-0	0.0-0	0	0-0	0-0	0	1
Oct 30	at Rice*	2	0	2	0.0-0	0.0-0	0	0-0	0-0	0	0
Nov 7	NORTH TEXAS*	4	0	4	0.0-0	0.0-0	0	0-0	0-0	0	0
Nov 21	at UTEP*	0	0	0	0.0-0	0.0-0	0	0-0	0-0	0	0
Dec 19	vs. Arkansas St.+	0	0	0	0.0-0	0.0-0	0	0-0	0-0	0	0
	TOTAL	**8**	**0**	**8**	**0.0-0**	**0.0-0**	**0**	**0-0**	**0-0**	**0**	**1**



REDSHIRT JUNIOR (2017)
• Saw action in 12 games, while starting three games on the offensive line for the Bulldogs.

REDSHIRT SOPHOMORE (2016)
• Saw action in 11 games for the Bulldogs on the offensive line.

NAVARRO COLLEGE (2014-15)
• Spent two seasons as an offensive lineman for the Navarro Bulldogs.
• Redshirted the 2014 season at Navarro.

HIGH SCHOOL
• Graduated from Reagan High School in 2014.
• Four-year letterwinner in football.
• Earned all-district honors in high school.
• Coached by Stephen Dixon.

PERSONAL
Son of Gail White … Born on Sept. 10, 1995 in Houston, Texas … Has one sibling, Charslynn.

CAREER STATS

Year	GP
2016	11
2017	12
TOTAL	**23**



FRESHMAN (2017)
• Redshirted as a true freshman, did not see action.

HIGH SCHOOL
• Graduated from Ruston High School in 2016.
• Lettered in football, track and soccer.
• Earned all-district honors in all three sports.
• Coached by Brad Laird and Chad Reeder.

PERSONAL
Justin Wayne Throckmorton ... Son of Melanie and Bryan Day ... Born on April 23, 1998 in Monroe, Louisiana.



REDSHIRT FRESHMAN (2017)
• Saw action in nine games, including making his first career appearance when LA Tech hosted SEC-foe Mississippi State (9/9).
• Had nine carries, 42 rushing yards and made one reception on the season, while he also returned three kickoffs for 51 yards and an average of 17.0 yards per return.



IMMANUEL
TURNER
93

DE	6-3	287	Sr.	3L

Magnolia, Ark. (Magnolia HS)

FRESHMAN (2016)
- Redshirted as a true freshman after suffering a season-ending injury during fall camp.

HIGH SCHOOL
- Graduated from Archbishop Rummel High School in 2016.
- Earned a total of six letters in both football (4) and track and field (2).
- Led team to an 11-2 record and a state championship appearance his senior season.
- Ran for almost 1,000 yards and registered nearly 500 receiving yards over the course of his senior season.
- Served as a team captain at Archbishop Rummel High.
- Coached by Jay Roth.

PERSONAL
Israel Tameka Tucker Jr. ... Son of Schynell Thompson ... Born on March 1, 1998 in New Orleans ... Chose LA Tech over ULM and Stephen F. Austin ... Recruited by Mickey Joseph.

CAREER HIGHS
Rush attempts: 3, at UTEP, Nov 18, 2017; Mississippi State, Sep 9, 2017
Rush yards: 25, Mississippi State, Sep 9, 2017 (3 carries)
Long rush: 19, Mississippi State, Sep 9, 2017
Receptions: 1, vs SMU, Dec 20, 2017
Total offense attempts: 3, at UTEP, Nov 18, 2017 (3 rush,0 pass); Mississippi State, Sep 9, 2017 (3 rush,0 pass)
Total offense yards: 25, Mississippi State, Sep 9, 2017 (25 rush,0 pass)
All-purpose yards: 32, at UTEP, Nov 18, 2017
Kick returns: 1, North Texas, Nov 4, 2017; at UTEP, Nov 18, 2017; at UAB, Oct 7, 2017
Kick return yards: 20, at UTEP, Nov 18, 2017 (1 returns)
Long kick return: 20, at UTEP, Nov 18, 2017
Tackles: 5, vs SMU, Dec 20, 2017 (5-0)

CAREER STATS
Year	Rush	Yds	TD	Lg	Rec.	Yds	TD	Lg
2017	9	42	0	19	1	0	0	0
TOTAL	**9**	**42**	**0**	**19**	**1**	**0**	**0**	**0**

Year	KRet	Yds	TD	Lg	PRet	Yds	TD	Lg
2017	3	51	0	20	0	0	0	0
TOTAL	**3**	**51**	**0**	**20**	**0**	**0**	**0**	**0**

2017 GAME-BY-GAME STATS
Date	Opp	Rush	Yds	TD	Lg	Rec.	Yds	TD	Lg
Sep 9	MISSISSIPPI ST.	3	25	0	19	0	0	0	0
Oct 7	at UAB*	0	0	0	0	0	0	0	0
Oct 21	USM*	0	0	0	0	0	0	0	0
Oct 28	at Rice*	0	0	0	0	0	0	0	0
Nov 4	NORTH TEXAS*	2	5	0	4	0	0	0	0
Nov 11	FAU*	0	0	0	0	0	0	0	0
Nov 18	at UTEP*	3	12	0	7	0	0	0	0
Nov 25	UTSA*	0	0	0	0	0	0	0	0
Dec 20	vs. SMU +	1	0	0	0	1	0	0	0
	TOTAL	**9**	**42**	**0**	**19**	**1**	**0**	**0**	**0**

Date	Opp	KRet	Yds	TD	Lg	PRet	Yds	TD	Lg
Oct 7	at UAB*	1	18	0	18	0	0	0	0
Nov 4	NORTH TEXAS*	1	13	0	13	0	0	0	0
Nov 18	at UTEP*	1	20	0	20	0	0	0	0
	TOTAL	**3**	**51**	**0**	**20**	**0**	**0**	**0**	**0**

JUNIOR (2017)
- Saw action in 11 games for the Bulldogs on the defensive line.
- Totaled 10 tackles (5 solo, 5 assists), 1.5 tackles for loss, one sack and one pass break-up.

SOPHOMORE (2016)
- Played in all 14 games for the Bulldogs, with one start against UTSA.
- Registered seven total tackles (1 solo, 6 assists), assisted on a tackle for loss and had two QB hurries on the season.
- Had a career-high three tackles in LA Tech's win over SC State (9/10).

FRESHMAN (2015)
- Played in seven games, registering five tackles, two of which were for loss, and one sack.
- Had two total tackles (one solo, one assisted) in his first career appearance against Southern (9/5).
- Recorded his first career sack against Middle Tennessee (10/24).

HIGH SCHOOL
- Graduated from Magnolia High School in 2015.
- Lettered in football and track.
- Received all-state and all-region honors.
- Named the team's defensive MVP.
- Coached by John Pante.

PERSONAL
Immanuel Arman Turner ... Born on Dec. 16, 1996 in Magnolia, Arkansas ... Son of Doris Turner ... Has three siblings: Jalen, Marcus and Faith ... Chose LA Tech over Arkansas State, Central Arkansas, ULM and Southern Illinois ... Recruited by Tim Rattay.

CAREER HIGHS
Tackles: 3, UTSA, Nov 25, 2017 (2-1); SC State, Sep 10, 2016 (0-3)
Sacks: 1.0, UTSA, Nov 25, 2017 (1-0); Middle Tennessee, Oct 24, 2015 (1-0)
Tackles for loss: 1.0, North Texas, Nov 7, 2015 (1-0); UTSA, Nov 25, 2017 (1-0); Middle Tennessee, Oct 24, 2015 (1-0)

CAREER STATS
Year	Solo	Ast	Total	TFL-Yds	Sacks	FF	FR-Yds	Int-Yds	QBH	Brk
2015	4	1	5	2.0-18	1.0-10	0	0-0	0-0	0	0
2016	1	6	7	0.5-1	0.0-0	0	0-0	0-0	2	0
2017	5	5	10	1.5-5	1.0-5	0	0-0	0-0	1	0
TOTAL	**10**	**12**	**22**	**4.0-24**	**2.0-15**	**0**	**0-0**	**0-0**	**3**	**0**

2017 GAME-BY-GAME STATS
Date	Opp	Solo	Ast	Total	TFL-Yds	Sacks	FF	FR-Yds	Int-Yds	QBH	Brk
Sep 2	NSU	0	1	1	0.0-0	0.0-0	0	0-0	0-0	0	0
Sep 9	MISSISSIPPI ST.	0	0	0	0.0-0	0.0-0	0	0-0	0-0	0	0
Sep 23	at S. Carolina	0	0	0	0.0-0	0.0-0	0	0-0	0-0	0	0
Sep 30	SOUTH ALABAMA	0	1	1	0.0-0	0.0-0	0	0-0	0-0	0	0
Oct 7	at UAB*	0	0	0	0.0-0	0.0-0	0	0-0	0-0	0	0
Oct 21	USM*	0	0	0	0.0-0	0.0-0	0	0-0	0-0	0	0
Oct 28	at Rice*	1	0	1	0.0-0	0.0-0	0	0-0	0-0	0	0
Nov 4	NORTH TEXAS*	0	2	2	0.5-0	0.0-0	0	0-0	0-0	1	0
Nov 11	FAU*	0	0	0	0.0-0	0.0-0	0	0-0	0-0	0	0
Nov 25	UTSA*	2	1	3	1.0-5	1.0-5	0	0-0	0-0	0	0
Dec 20	vs. SMU +	2	0	2	0.0-0	0.0-0	0	0-0	0-0	0	0
	TOTAL	**5**	**5**	**10**	**1.5-5**	**1.0-5**	**0**	**0-0**	**0-0**	**1**	**0**

2016 GAME-BY-GAME STATS

Date	Opp	Solo	Ast	Total	TFL-Yds	Sacks	FF	FR-Yds	Int-Yds	QBH	Brk
Sep 3	at Arkansas	0	1	1	0.0-0	0.0-0	0	0-0	0-0	0	0
Sep 10	SC STATE	0	3	3	0.5-1	0.0-0	0	0-0	0-0	1	0
Sep 17	at Texas Tech	1	0	1	0.0-0	0.0-0	0	0-0	0-0	0	0
Oct 6	WKU*	0	1	1	0.0-0	0.0-0	0	0-0	0-0	0	0
Oct 29	RICE*	0	0	0	0.0-0	0.0-0	0	0-0	0-0	1	0
Nov 5	at North Texas*	0	1	1	0.0-0	0.0-0	0	0-0	0-0	0	0
	TOTAL	**1**	**6**	**7**	**0.5-1**	**0.0-0**	**0**	**0-0**	**0-0**	**2**	**0**

2015 GAME-BY-GAME STATS

Date	Opp	Solo	Ast	Total	TFL-Yds	Sacks	FF	FR-Yds	Int-Yds	QBH	Brk
Sep 5	SOUTHERN	1	1	2	0.0-0	0.0-0	0	0-0	0-0	0	0
Oct 24	MIDDLE TENN.*	1	0	1	1.0-10	1.0-10	0	0-0	0-0	0	0
Nov 7	NORTH TEXAS*	2	0	2	1.0-8	0.0-0	0	0-0	0-0	0	0
	TOTAL	**4**	**1**	**5**	**2.0-18**	**1.0-10**	**0**	**0-0**	**0-0**	**0**	**0**



CAREER HONORS & AWARDS
- Conference USA Co-Newcomer of the Year (2017)
- Louisiana Newcomer of the Year (2017)
- First Team All-Louisiana (2017)
- Second Team All-Conference USA (2017)

REDSHIRT JUNIOR (2017)
- Played in every game for the Bulldogs as LA Tech's top receiver in his first year.
- Ranked 3rd in C-USA and 32nd in the nation with 5.7 receptions per game.
- Led LA Tech in receptions (74), receiving yards (950) and touchdown catches (7).
- Averaged 73.1 receiving yards a game.
- His 74 receptions on the season was 40 more than LA Tech's second-leading receiver.
- Posted three 100-yard receiving games for the Bulldogs in his first season in action.
- His 950 receiving yards ranked 3rd in C-USA and 33rd in the nation.

JUNIOR (2016)
- Transferred to LA Tech, sat out due to NCAA rules.

TULANE (2015)
- Led the Green Wave with 48 receptions for 644 yards and five touchdowns, while averaging 13.4 yards per catch.

TULANE (2014)
- Played in all 12 games with six starts as a true freshman.
- Totaled 40 receptions for 381 yards (9.5 avg.) with one touchdown, while rushing once for 24 yards and a touchdown.
- Returned nine punts for 41 yards and one kickoff for 17 yards.
- Led the team in receptions (40), while ranking second in reception yards (381) and third in receiving yards per game (31.8).

HIGH SCHOOL
- Graduated from West Jefferson High School in 2014.
- Rated a three-star recruit by ESPN, Rivals.com and 247Sports.com while garnering two-star status from Scout.com.
- Ranked No. 27 recruit in the state by Rivals.com, No. 34 by 247Sports.com and No. 38 by ESPN.
- Received an 85 rating and listed as the No. 79 athlete in the nation by 247Sports.com, while earning the No. 145 WR nationally by ESPN.
- Helped lead the Buccaneers to a combined 20-14 overall record with trips to the playoffs all three seasons.
- As a senior, named first-team all-state, all-metro and All-District 8-5A after pulling down 44 passes for 673 yards and 11 touchdowns while adding three scores via kick return.
- Also lettered in baseball, basketball and track and field.
- Coached by Marcus Scott.

PERSONAL
Full name is Niguel Q. Veal … Born on May 6, 1996 in Bridge City, Louisiana ... Legal guardian is former LSU football player Shrone Carey ... Has five siblings.

CAREER HIGHS
Points scored: 12, vs SMU, Dec 20, 2017
Touchdowns: 2, vs SMU, Dec 20, 2017
Receptions: 11, at Rice, Oct 28, 2017
Receiving yards: 123, at Army, Nov 14, 2015 (4 receptions)
Receiving TDs: 2, vs SMU, Dec 20, 2017
Long reception: 90, at Army, Nov 14, 2015
Rush attempts: 2, USM, Oct 21, 2017
Rush yards: 4, at UAB, Oct 07, 2017 (1 carries)
Long rush: 4, at UAB, Oct 07, 2017
Pass attempts: 1, vs SMU, Dec 20, 2017
Kick returns: 1, at Tulsa, Aug 28, 2014
Kick return yards: 17, at Tulsa, Aug 28, 2014 (1 return)
Long kick return: 17, at Tulsa, Aug 28, 2014
All-purpose yards: 126, Northwestern State, Sep 02, 2017
Punt returns: 4, Northwestern State, Sep 2, 2017
Punt return yards: 86, Northwestern State, Sep 02, 2017 (4 returns)
Long punt return: 66, Northwestern State, Sep 02, 2017

CAREER STATS

Year	Rush	Yds	TD	Lg	Rec.	Yds	TD	Lg
2014	1	24	1	24	40	381	1	41
2015	0	0	0	0	48	644	5	90
2017	4	6	0	4	74	950	7	44
TOTAL	**5**	**30**	**1**	**24**	**162**	**1,975**	**13**	**90**

Year	KRet	Yds	TD	Lg	PRet	Yds	TD	Lg
2014	1	17	0	17	9	41	0	16
2015	0	0	0	0	3	15	0	8
2017	0	0	0	0	14	94	1	66
TOTAL	**1**	**17**	**0**	**17**	**26**	**150**	**1**	**66**

2017 GAME-BY-GAME STATS

Date	Opp	Rush	Yds	TD	Lg	Rec.	Yds	TD	Lg
Sep 2	NSU	0	0	0	0	3	40	0	15
Sep 9	MISSISSIPPI ST.	0	0	0	0	3	15	0	9
Sep 16	at WKU*	0	0	0	0	9	78	0	18
Sep 23	at South Carolina	0	0	0	0	10	110	1	42
Sep 30	SOUTH ALABAMA	0	0	0	0	5	88	1	40
Oct 7	at UAB*	1	4	0	4	6	78	1	19
Oct 21	USM*	2	1	0	1	3	56	0	40
Oct 28	at Rice*	0	0	0	0	11	118	0	15
Nov 4	NORTH TEXAS*	0	0	0	0	6	50	0	15
Nov 11	FAU*	1	1	0	1	6	112	1	34
Nov 18	at UTEP*	0	0	0	0	6	66	1	18
Nov 25	UTSA*	0	0	0	0	1	21	0	21
Dec 20	vs. SMU +	0	0	0	0	5	118	2	44
	TOTAL	**4**	**6**	**0**	**4**	**74**	**950**	**7**	**44**

Date	Opp	PRet	Yds	TD	Lg	KRet	Yds	TD	Lg
Sep 2	NSU	4	86	1	66	0	0	0	0
Sep 16	at WKU*	2	0	0	0	0	0	0	0
Sep 30	SOUTH ALABAMA	1	5	0	5	0	0	0	0
Oct 7	at UAB*	1	-1	0	0	0	0	0	0
Oct 21	USM*	2	13	0	8	0	0	0	0
Oct 28	at Rice*	1	0	0	0	0	0	0	0
Nov 18	at UTEP*	2	-7	0	1	0	0	0	0
Nov 25	UTSA*	1	-2	0	0	0	0	0	0
	TOTAL	**14**	**94**	**1**	**66**	**0**	**0**	**0**	**0**

2015 GAME-BY-GAME STATS (*TULANE*)

Date	Opp	Rush	Yds	TD	Lg	Rec.	Yds	TD	Lg
Sep 3	DUKE	0	0	0	0	5	49	0	22
Sep 12	at Georgia Tech	0	0	0	0	2	22	0	18
Sep 19	MAINE	0	0	0	0	5	94	1	39
Oct 3	UCF*	0	0	0	0	5	80	1	49
Oct 10	at Temple*	0	0	0	0	6	43	1	11
Oct 16	HOUSTON*	0	0	0	0	4	31	0	11
Oct 24	at Navy*	0	0	0	0	6	59	0	26
Oct 31	at Memphis*	0	0	0	0	2	53	0	35
Nov 14	at Army	0	0	0	0	4	123	1	90
Nov 21	at SMU*	0	0	0	0	3	27	0	15
Nov 27	TULSA*	0	0	0	0	6	63	1	19
	TOTAL	**0**	**0**	**0**	**0**	**48**	**644**	**5**	**90**

Date	Opp	PRet	Yds	TD	Lg	KRet	Yds	TD	Lg
Sep 3	DUKE	1	8	0	8	0	0	0	0
Nov 21	at SMU*	2	7	0	6	0	0	0	0
	TOTAL	**3**	**15**	**0**	**8**	**0**	**0**	**0**	**0**

VEAL'S 2014 GAME-BY-GAME STATS (*TULANE*)

Date	Opp	Rush	Yds	TD	Lg	Rec.	Yds	TD	Lg
Aug 28	at Tulsa*	0	0	0	0	1	12	0	12
Sep 6	GEORGIA TECH	1	24	1	24	2	19	0	11
Sep 13	SOUTHEASTERN LA.	0	0	0	0	2	41	0	29
Sep 20	at Duke	0	0	0	0	1	7	0	7
Sep 27	at Rutgers	0	0	0	0	3	40	0	40
Oct 11	UCONN*	0	0	0	0	3	9	0	5
Oct 18	at UCF*	0	0	0	0	3	55	0	41
Oct 31	CINCINNATI*	0	0	0	0	7	73	0	18
Nov 8	at Houston*	0	0	0	0	5	20	1	12
Nov 15	MEMPHIS*	0	0	0	0	6	48	0	15
Nov 22	at East Carolina*	0	0	0	0	3	28	0	14
Dec 6	TEMPLE*	0	0	0	0	4	29	0	25
	TOTAL	**1**	**24**	**1**	**24**	**40**	**381**	**1**	**41**

Date	Opp	PRet	Yds	TD	Lg	KRet	Yds	TD	Lg
Aug 28	at Tulsa*	0	0	0	0	1	17	0	17
Sep 20	at Duke	2	8	0	7	0	0	0	0
Sep 27	at Rutgers	2	11	0	10	0	0	0	0
Oct 31	CINCINNATI*	1	0	0	0	0	0	0	0
Nov 8	at Houston*	1	1	0	1	0	0	0	0
Nov 15	MEMPHIS*	1	16	0	16	0	0	0	0
Dec 6	TEMPLE*	2	5	0	4	0	0	0	0
	TOTAL	**9**	**41**	**0**	**16**	**1**	**17**	**0**	**17**



REDSHIRT SOPHOMORE (2017)
- Saw action in 12 games for the Bulldogs on the defensive line.
- Totaled six tackles (3 solo, 3 assists), 2.5 tackles for loss and 1.5 sacks for a loss of eight yards.

SOPHOMORE (2016)
- Redshirted after suffering a season-long injury.

FRESHMAN (2015)
- Saw action in all 13 games as a freshman, registering five tackles and recovering a fumble.
- Recovered a fumble and registered two total tackles in his first career appearance against Southern (9/5).
- Recorded two solo tackles against UTEP (11/21).

HIGH SCHOOL
- Graduated from Neville High School in 2015.
- A three-star rated recruit that was ranked 51st in Louisiana among all players and 54th nationally among defensive tackles by 24/7 Sports.
- Lettered in football, basketball and track and field.
- Led team to a state championship his senior year.
- Received honorable mention all-state honors along with all-district and all-Northeast accolades.
- Coached by Mickey McCarty.

PERSONAL
Courtney Wallace … Born on Dec. 31, 1996 in Monroe, Louisiana … Father, Courtney, played as a nose guard at Louisiana Tech from 1985 to 1988 with his senior season coming as a member of the memorable team the Spirit of '88 embodies … Chose Louisiana Tech over Texas Tech, Southern Miss, Arkansas State, South Florida and Louisiana-Lafayette … Recruited by Tim Rattay.

CAREER HIGHS
Tackles: 2, 5 times
Sacks: 1.0, Northwestern State, Sep 2, 2017 (1-0)
Tackles for loss: 1.5, North Texas, Nov 4, 2017 (1-1)
Fumbles recovered: 1, Southern, Sep 5, 2015

CAREER STATS

Year	Solo	Ast	Total	TFL-Yds	Sacks	FF	FR-Yds	Int-Yds	QBH	Brk
2015	2	3	5	0.5-0	0.0-0	0	1-0	0-0	0	0
2017	3	3	6	2.5-9	1.5-8	0	0-0	0-0	0	0
TOTAL	**5**	**6**	**11**	**2.5-9**	**1.5-8**	**0**	**1-0**	**0-0**	**0**	**0**

2017 GAME-BY-GAME STATS

Date	Opp	Solo	Ast	Total	TFL-Yds	Sacks	FF	FR-Yds	Int-Yds	QBH	Brk
Sep 2	NSU	2	0	2	1.0-5	1.0-5	0	0-0	0-0	0	0
Sep 9	MISSISSIPPI ST.	0	0	0	0.0-0	0.0-0	0	0-0	0-0	0	0
Sep 16	at WKU*	0	0	0	0.0-0	0.0-0	0	0-0	0-0	0	0
Sep 23	at S. Carolina	0	0	0	0.0-0	0.0-0	0	0-0	0-0	0	0
Sep 30	SOUTH ALABAMA	0	0	0	0.0-0	0.0-0	0	0-0	0-0	0	0
Oct 7	at UAB*	0	0	0	0.0-0	0.0-0	0	0-0	0-0	0	0
Oct 21	USM*	0	0	0	0.0-0	0.0-0	0	0-0	0-0	0	0
Nov 4	NORTH TEXAS*	1	1	2	1.5-4	0.5-3	0	0-0	0-0	0	0
Nov 11	FAU*	0	0	0	0.0-0	0.0-0	0	0-0	0-0	0	0
Nov 18	at UTEP*	0	0	0	0.0-0	0.0-0	0	0-0	0-0	0	0
Nov 25	UTSA*	0	2	2	0.0-0	0.0-0	0	0-0	0-0	0	0
Dec 20	vs. SMU +	0	0	0	0.0-0	0.0-0	0	0-0	0-0	0	0
	TOTAL	**3**	**3**	**6**	**2.5-9**	**1.5-8**	**0**	**0-0**	**0-0**	**0**	**0**

2015 GAME-BY-GAME STATS

Date	Opp	Solo	Ast	Total	TFL-Yds	Sacks	FF	FR-Yds	Int-Yds	QBH	Brk
Sep 5	SOUTHERN	0	2	2	0.5-0	0.0-0	0	1-0	0-0	0	0
Oct 10	at UTSA*	0	1	1	0.0-0	0.0-0	0	0-0	0-0	0	0
Nov 21	at UTEP*	2	0	2	0.0-0	0.0-0	0	0-0	0-0	0	0
	TOTAL	**2**	**3**	**5**	**0.5-0**	**0.0-0**	**0**	**1-0**	**0-0**	**0**	**0**



DAE'VON WASHINGTON 33

LB	5-10	215	R-Sr.	3L

Alexandria, La. (Alexandria HS)

CAREER HONORS & AWARDS
- All-Conference USA Honorable Mention (2017)

REDSHIRT JUNIOR (2017)
- Saw action in all 13 games for the Bulldogs, making seven starts after earning a starting role versus Southern Miss (10/21).
- Led the team in total tackles with 70 on the season (44 solo, 26 assists), while he also registered 5.0 tackles for loss, two interceptions, three QB hurries, a fumble recovery and a forced fumble.
- Recorded a career-high 14 tackles (5 solo, 9 assists) in his first career start against Southern Miss (10/21).
- Recorded the first two interceptions of his career in LA Tech's season-opener versus Northwestern State (9/2)

REDSHIRT SOPHOMORE (2016)
- Saw action in nine games, registering nine tackles on the season (4 solo, 5 assists).
- Recorded a career-high five tackles (2 solo, 3 assists) and a half sack against No. 25 Navy in the Armed Forces Bowl.

REDSHIRT FRESHMAN (2015)
- Saw action in nine games, totaling 9 tackles on the season.
- Registered two solo tackles in his first career appearance against Southern (9/5).
- Recorded a season-high four tackles (three solo, one assisted) against North Texas (11/7).

FRESHMAN (2014)
- Redshirted as a true freshman, did not see action.

HIGH SCHOOL
- Graduated from Alexandria High School in 2014.
- Lettered in football.
- Named all-district and all-Central Louisiana.
- Coached by Chris Gatlin and Tommy Moore.

PERSONAL
Dae'von Davant'e Deon Washington ... Born on October 13, 1995 in Alexandria, Louisiana ... Son of Shaan Washington and Vivion Zore ... Has two siblings: Shaan Washington and Angel Washington.

CAREER HIGHS
All-purpose yards: 26, Northwestern State, Sep 02, 2017
Interceptions: 2, Northwestern State, Sep 02, 2017
Long interception return: 22, Northwestern State, Sep 02, 2017
Tackles: 14, USM, Oct 21, 2017 (5-9)
Sacks: 0.5, vs Navy, Dec 23, 2016 (0-1); North Texas, Nov 04, 2017 (0-1)
Tackles for loss: 1.5, at UTEP, Nov 18, 2017 (1-0)
Fumbles forced: 1, at UTEP, Nov 18, 2017
Fumbles recovered: 1, at Rice, Oct 28, 2017
Pass breakups: 1, USM, Oct 21, 2017

CAREER STATS

Year	Solo	Ast	Total	TFL-Yds	Sacks	FF	FR-Yds	Int-Yds	QBH	Brk
2015	8	1	9	0.0-0	0.0-0	0	0-0	0-0	0	0
2016	4	5	9	0.5-1	0.5-1	0	0-0	0-0	0	0
2017	44	26	70	5.0-15	0.5-3	1	1-0	2-26	3	1
TOTAL	**56**	**32**	**88**	**5.5-16**	**1.0-4**	**1**	**1-0**	**2-26**	**3**	**1**

2017 GAME-BY-GAME STATS

Date	Opp	Solo	Ast	Total	TFL-Yds	Sacks	FF	FR-Yds	Int-Yds	QBH	Brk
Sep 2	NSU	4	1	5	1.0-5	0.0-0	0	0-0	2-26	0	0
Sep 9	MISSISSIPPI ST.	1	1	2	0.0-0	0.0-0	0	0-0	0-0	0	0
Sep 16	at WKU*	3	1	4	0.0-0	0.0-0	0	0-0	0-0	0	0
Sep 23	at S. Carolina	2	0	2	1.0-3	0.0-0	0	0-0	0-0	1	0
Sep 30	SOUTH ALABAMA	1	2	3	0.0-0	0.0-0	0	0-0	0-0	0	0
Oct 7	at UAB*	3	1	4	0.0-0	0.0-0	0	0-0	0-0	0	0
Oct 21	USM*	5	9	14	0.0-0	0.0-0	0	0-0	0-0	1	1
Oct 28	at Rice*	4	1	5	0.0-0	0.0-0	0	1-0	0-0	0	0
Nov 4	NORTH TEXAS*	5	4	9	0.5-3	0.5-3	0	0-0	0-0	0	0
Nov 11	FAU*	1	1	2	0.0-0	0.0-0	0	0-0	0-0	0	0
Nov 18	at UTEP*	6	2	8	1.5-2	0.0-0	1	0-0	0-0	0	0
Nov 25	UTSA*	5	3	8	1.0-2	0.0-0	0	0-0	0-0	0	0
Dec 20	vs. SMU +	4	0	4	0.0-0	0.0-0	0	0-0	0-0	1	0
	TOTAL	**44**	**26**	**70**	**5.0-15**	**0.5-3**	**1**	**1-0**	**2-26**	**3**	**1**

2016 GAME-BY-GAME STATS

Date	Opp	Solo	Ast	Total	TFL-Yds	Sacks	FF	FR-Yds	Int-Yds	QBH	Brk
Oct 1	UTEP*	0	1	1	0.0-0	0.0-0	0	0-0	0-0	0	0
Oct 6	WKU*	0	0	0	0.0-0	0.0-0	0	0-0	0-0	0	0
Oct 22	at FIU*	0	0	0	0.0-0	0.0-0	0	0-0	0-0	0	0
Oct 29	RICE*	1	0	1	0.0-0	0.0-0	0	0-0	0-0	0	0
Nov 5	at North Texas*	0	1	1	0.0-0	0.0-0	0	0-0	0-0	0	0
Nov 12	UTSA*	0	0	0	0.0-0	0.0-0	0	0-0	0-0	0	0
Nov 25	at Southern Miss*	1	0	1	0.0-0	0.0-0	0	0-0	0-0	0	0
Dec 3	vs. WKU^	0	0	0	0.0-0	0.0-0	0	0-0	0-0	0	0
Dec 23	vs. #25 Navy+	2	3	5	0.5-1	0.5-1	0	0-0	0-0	0	0
	TOTAL	**4**	**5**	**9**	**0.5-1**	**0.5-1**	**0**	**0-0**	**0-0**	**0**	**0**



CUALAN WILLIAMS 27

WR	6-3	217	R-Fr.	RS

Stamps, Ark. (Lafayette County HS)

FRESHMAN (2017)
- Redshirted as a true freshman, did not see action.

HIGH SCHOOL
- Graduated from Lafayette County High School in 2017.
- Lettered in football, basketball and track for the Cougars.
- Saw action as a safety and guard in addition to being a wide receiver.
- Coached by Bobby Clark and Tony Hartsfield.

PERSONAL
Cualan Williams … Son of Cedric Williams and Latresa Sterling … Born on July 26, 1999.



MILTON
WILLIAMS
97

DE	6-4	262	R-Fr.	RS

Crowley, Texas (Crowley HS)

FRESHMAN (2017)
- Redshirted as a true freshman, did not see action.

HIGH SCHOOL
- Graduated from Crowley High School in 2017.
- Two-sport athlete that lettered in football and basketball.
- Named Defensive MVP in District 5A-Region II.
- Registered 300 total tackles, 22 sacks and scored four touchdowns.
- Coached by Chris James.

PERSONAL
Milton Jawauh Williams … Son of Milton and Willanette Williams … Born on April 6, 1999 … Has three siblings: Mishayla, Mia and Malia.



JAVONTE
WOODARD
84

WR	6-0	192	R-Jr.	2L

Haughton, La. (Haughton HS)

REDSHIRT SOPHOMORE (2017)
- Appeared in a total of six games, including starting LA Tech's final game of the season again No. 25-ranked SMU in the DXL Frisco Bowl.
- Recorded two receptions on the season for 84 yards.
- Had a career-long 53-yard reception in Tech's season-opener against Northwestern State (9/2).

REDSHIRT FRESHMAN (2016)
- Saw action in 13 games, hauling in one catch for 17 yards.

FRESHMAN (2015)
- Redshirted as a true freshman, did not see action.

HIGH SCHOOL
- Graduated from Haughton High School in 2015.
- A three-star rated recruit.
- Lettered in football, basketball and track.
- Received all-district, all-city and all-parish honors.
- Recorded 786 receiving yards and 12 touchdowns his senior season.
- Coached by Rodney Guin.

PERSONAL
Javonte Edward Woodard … Son of Meoshia Woodard … Born on Oct. 7, 1995 … Chose Louisiana Tech over Tulsa … Recruited by Joe Sloan.

CAREER HIGHS
Receptions: 1, at Rice, Oct 28, 2017; Northwestern State, Sep 02, 2017; South Carolina State, Sep 10, 2016
Receiving yards: 53, Northwestern State, Sep 02, 2017 (1 receptions)
Long reception: 53, Northwestern State, Sep 02, 2017
All-purpose yards: 53, Northwestern State, Sep 02, 2017
Tackles: 1, UTSA, Nov 12, 2016 (1-0)

CAREER STATS

Year	Rush	Yds	TD	Lg	Rec.	Yds	TD	Lg
2016	0	0	0	0	1	17	0	17
2017	0	0	0	0	2	84	0	53
TOTAL	**0**	**0**	**0**	**0**	**3**	**101**	**0**	**53**

2017 GAME-BY-GAME STATS

Date	Opp	Rush	Yds	TD	Lg	Rec.	Yds	TD	Lg
Sep 2	NSU	0	0	0	0	1	53	0	53
Oct 28	at Rice*	0	0	0	0	1	31	0	31
Nov 4	NORTH TEXAS*	0	0	0	0	0	0	0	0
Nov 11	FAU*	0	0	0	0	0	0	0	0
Nov 25	UTSA*	0	0	0	0	0	0	0	0
Dec 20	vs. SMU +	0	0	0	0	0	0	0	0
	TOTAL	**0**	**0**	**0**	**0**	**2**	**84**	**0**	**53**

2016 GAME-BY-GAME STATS

Date	Opp	Rush	Yds	TD	Lg	Rec.	Yds	TD	Lg
Sep 10	SC STATE	0	0	0	0	1	17	0	17
	TOTAL	**0**	**0**	**0**	**0**	**1**	**17**	**0**	**17**



MATTHEW
YDARRAGA
95

DE	6-3	254	R-Sr.	3L

Central, La. (Catholic HS)

REDSHIRT JUNIOR (2017)
- Appeared in all 13 games, while making four starts on the season.
- Registered 33 total tackles (26 solo, 7 assists), 3.5 tackles for loss, 3.0 sacks, four QB hurries and two forced fumbles.
- Registered at least one a tackle in every game, including a career-high five against UTSA (11/25) and FAU (11/11).

REDSHIRT SOPHOMORE (2016)
- Saw action in 14 games, registering six total tackles (3 solo, 3 assists).
- Recorded a season-high two solo tackles and a tackle for loss in LA Tech's road game at Texas Tech (9/17).

REDSHIRT FRESHMAN (2015)
- Saw action in six games, totaling nine tackles (4 solo, 5 assists).
- Had two tackles for loss (8 yards) and a half sack for a loss of four.
- Had a career-high four total tackles in LA Tech's win over ULL (10/3).

FRESHMAN (2014)
- Redshirted as a true freshman, did not see action.

HIGH SCHOOL
- Graduated from Catholic High School in 2014.
- Lettered in football for three years.
- Received all-state and all-metro honors his senior year and was named all-district his junior and senior years.
- Played in the LHSCA All-Star Game his senior year.
- Coached by Dale Weiner.

PERSONAL
Matthew Ydarraga ... Son of Mark and Dana Ydarraga ... Born on July 16, 1996 in Baton Rouge, Louisiana ... Has two brothers, Josh and Luke.

CAREER HIGHS
Tackles: 5, Florida Atlantic, Nov 11, 2017 (5-0); UTSA, Nov 25, 2017 (3-2)
Sacks: 1.0, North Texas, Nov 4, 2017 (1-0); at UTEP, Nov 18, 2017 (1-0); South Alabama, Sep 30, 2017 (1-0)
Tackles for loss: 2.0, South Alabama, Sep 30, 2017 (2-0)
Fumbles forced: 1, North Texas, Nov 04, 2017; South Alabama, Sep 30, 2017
Pass breakups: 1, at UTEP, Nov 18, 2017; Rice, Oct 29, 2016

CAREER STATS
Year	Solo	Ast	Total	TFL-Yds	Sacks	FF	FR-Yds	Int-Yds	QBH	Brk
2015	4	5	9	2.0-8	0.5-4	0	0-0	0-0	0	0
2016	3	3	6	1.0-1	0.0-0	0	0-0	0-0	0	1
2017	26	7	33	3.5-17	3.0-15	2	0-0	0-0	4	1
TOTAL	**33**	**15**	**48**	**6.5-26**	**3.5-19**	**2**	**0-0**	**0-0**	**4**	**2**

2017 GAME-BY-GAME STATS
Date	Opp	Solo	Ast	Total	TFL-Yds	Sacks	FF	FR-Yds	Int-Yds	QBH	Brk
Sep 2	NSU	1	0	1	0.0-0	0.0-0	0	0-0	0-0	1	0
Sep 9	MISSISSIPPI ST.	0	1	1	0.0-0	0.0-0	0	0-0	0-0	0	0
Sep 16	at WKU*	2	0	2	0.0-0	0.0-0	0	0-0	0-0	0	0
Sep 23	at S. Carolina	0	1	1	0.0-0	0.0-0	0	0-0	0-0	1	0
Sep 30	SOUTH ALABAMA	3	0	3	2.0-8	1.0-7	1	0-0	0-0	0	0
Oct 7	at UAB*	3	0	3	0.0-0	0.0-0	0	0-0	0-0	0	0
Oct 21	USM*	2	1	3	0.5-1	0.0-0	0	0-0	0-0	1	0
Oct 28	at Rice*	4	0	4	0.0-0	0.0-0	0	0-0	0-0	0	0
Nov 4	NORTH TEXAS*	1	1	2	1.0-8	1.0-8	1	0-0	0-0	0	0
Nov 11	FAU*	5	0	5	0.0-0	0.0-0	0	0-0	0-0	0	0
Nov 18	at UTEP*	1	1	2	0.0-0	1.0-0	0	0-0	0-0	0	1
Nov 25	UTSA*	3	2	5	0.0-0	0.0-0	0	0-0	0-0	0	0
Dec 20	vs. SMU +	1	0	1	0.0-0	0.0-0	0	0-0	0-0	1	0
	TOTAL	**26**	**7**	**33**	**3.5-17**	**3.0-15**	**2**	**0-0**	**0-0**	**4**	**1**

2016 GAME-BY-GAME STATS
Date	Opp	Solo	Ast	Total	TFL-Yds	Sacks	FF	FR-Yds	Int-Yds	QBH	Brk
Sep 3	at Arkansas	0	1	1	0.0-0	0.0-0	0	0-0	0-0	0	0
Sep 10	SC STATE	0	1	1	0.0-0	0.0-0	0	0-0	0-0	0	0
Sep 17	at Texas Tech	2	0	2	1.0-1	0.0-0	0	0-0	0-0	0	0
Sep 24	at Middle Tenn.*	1	0	1	0.0-0	0.0-0	0	0-0	0-0	0	0
Oct 29	RICE*	0	0	0	0.0-0	0.0-0	0	0-0	0-0	0	1
Dec 23	vs. #25 Navy+	0	1	1	0.0-0	0.0-0	0	0-0	0-0	0	0
	TOTAL	**3**	**3**	**6**	**1.0-1**	**0.0-0**	**0**	**0-0**	**0-0**	**0**	**1**

2015 GAME-BY-GAME STATS
Date	Opp	Solo	Ast	Total	TFL-Yds	Sacks	FF	FR-Yds	Int-Yds	QBH	Brk
Sep 5	SOUTHERN	2	0	2	1.0-2	0.0-0	0	0-0	0-0	0	0
Sep 26	FIU*	0	2	2	0.5-4	0.5-4	0	0-0	0-0	0	0
Oct 3	ULL	2	2	4	0.5-2	0.0-0	0	0-0	0-0	0	0
Oct 10	at UTSA*	0	1	1	0.0-0	0.0-0	0	0-0	0-0	0	0
	TOTAL	**4**	**5**	**9**	**2.0-8**	**0.5-4**	**0**	**0-0**	**0-0**	**0**	**0**



ALEX
ZAYED
48

LB	5-11	216	R-So.	1L

Destrehan, La. (Destrehan HS)

REDSHIRT FRESHMAN (2017)
- Saw action in all 13 games, both on special teams and defense.
- Registered six total tackles (2 solo, 4 assists) on the season.

FRESHMAN (2016)
- Redshirted as a true freshman, did not see action.

HIGH SCHOOL
- Graduated from Destrehan High School in 2016.
- Lettered all four years in football.
- Helped lead Destrehan to a district championship and state runner-up.
- Named a first team all-district selection twice during his prep career.
- Coached by Lance Ledet.

PERSONAL
Alex Hamdi Zayed ... Son of Meral Zayed ... Born on Nov. 13, 1997 in Metairie, Louisiana ... Has four siblings: Omar, Heidi, Aayah and Adam.

CAREER HIGHS
Tackles: 2, USM, Oct 21, 2017 (0-2); at Rice, Oct 28, 2017 (1-1)

CAREER STATS
Year	Solo	Ast	Total	TFL-Yds	Sacks	FF	FR-Yds	Int-Yds	QBH	Brk
2017	2	4	6	0.0-0	0.0-0	0	0-0	0-0	0	0
TOTAL	**2**	**4**	**6**	**0.0-0**	**0.0-0**	**0**	**0-0**	**0-0**	**0**	**0**

2017 GAME-BY-GAME STATS
Date	Opp	Solo	Ast	Total	TFL-Yds	Sacks	FF	FR-Yds	Int-Yds	QBH	Brk
Sep 2	NSU	0	0	0	0.0-0	0.0-0	0	0-0	0-0	0	0
Sep 9	MISSISSIPPI ST.	0	0	0	0.0-0	0.0-0	0	0-0	0-0	0	0
Sep 16	at WKU*	0	0	0	0.0-0	0.0-0	0	0-0	0-0	0	0
Sep 23	at S. Carolina	0	0	0	0.0-0	0.0-0	0	0-0	0-0	0	0
Sep 30	SOUTH ALABAMA	0	0	0	0.0-0	0.0-0	0	0-0	0-0	0	0
Oct 7	at UAB*	0	0	0	0.0-0	0.0-0	0	0-0	0-0	0	0
Oct 21	USM*	0	2	2	0.0-0	0.0-0	0	0-0	0-0	0	0
Oct 28	at Rice*	1	1	2	0.0-0	0.0-0	0	0-0	0-0	0	0
Nov 4	NORTH TEXAS*	0	0	0	0.0-0	0.0-0	0	0-0	0-0	0	0
Nov 11	FAU*	0	1	1	0.0-0	0.0-0	0	0-0	0-0	0	0
Nov 18	at UTEP*	0	0	0	0.0-0	0.0-0	0	0-0	0-0	0	0
Nov 25	UTSA*	0	0	0	0.0-0	0.0-0	0	0-0	0-0	0	0
Dec 20	vs. SMU +	1	0	1	0.0-0	0.0-0	0	0-0	0-0	0	0
	TOTAL	**2**	**4**	**6**	**0.0-0**	**0.0-0**	**0**	**0-0**	**0-0**	**0**	**0**


BULLDOGS
18
NEWCOMER
BIOS
LA TECH



JACOB
ADAMS
56

LB	6-0	220	Fr.	HS

West Monroe, La. (West Monroe HS)

HIGH SCHOOL
- Graduated from West Monroe High School in 2017.
- Lettered in football and baseball for the Rebels.
- Helped lead West Monroe to a district championship four straight years.
- Earned All-State, All-District, All-Northeast and All-Parish honors in high school.
- Totaled 320 tackles, 18 TFL, 7 sacks, 8 fumble recoveries, 7 forced fumbles and 5 interceptions during his prep career.
- Coached by Jerry Arledge.

PERSONAL
Jacob K. Adams … Son of Joey and Amy Adams … Born on Jan. 10, 1999 in West Monroe, Louisiana.



AARON
ALLEN
3

QB	6-1	193	Fr.	HS

Missouri City, Texas (Ridge Point HS)

HIGH SCHOOL
- Graduated from Ridge Point High School in 2018.
- Rated as a three-star dual-threat quarterback by Rivals.com and 247sports.com.
- Lettered in football and baseball.
- Led team to 9-2 record with a 7-0 mark in district play as a senior.
- Threw for 2,233 yards and 21 touchdowns as a senior.
- Named District 20-6A Offensive MVP twice.
- Holds the Ridge Point school record for passing yards in a game, season and career.
- Threw for 2,398 yards and 26 touchdowns as a junior, while also adding four rushing touchdowns.
- Chose Louisiana Tech over offers from Southern Miss, North Texas, WKU, Rice and Tulane.
- Coached by Brett Sniffin.

PERSONAL
Aaron Anthony Allen … Son of Kenneth Allen and Cynthia Nowlin … Born on June 14, 2000 in Houston, Texas … Has two siblings: Ciara and Mark.



WILLIE
ALLEN
73

OL	6-7	342	R-So.	TR

River Ridge, La. (Tyler JC)

TYLER JC (2017)
- Spent the 2017 season at Tyler Junior College where he played in five games on the offensive line.
- Coached by Danny Palmer.

LSU (2016)
- Redshirted the 2016 season at LSU.

HIGH SCHOOL
- Graduated from John Curtis Christian High School in 2016.
- Lettered in football and basketball.
- Rated as a four-star recruit out of high school by ESPN, Scout and 247sports.com.
- Ranked as the No. 16 player in the ESPN 300.
- Touted as the No. 2 offensive tackle and the No. 2 player in Louisiana per ESPN.
- Garnered First Team Defense All-USA Louisiana honors.
- Helped lead John Curtis to three state championships in football.
- Anchored an offensive line that helped John Curtis rack up 2,622 rushing yards with an average of 5.64 yards per carry in 2015.
- Participated in the 2016 Under Armour Game and named an Under Armour High School All-American.
- Named Louisiana 3A first team All-State in 2014 and 5A first team All-State in 2015.
- Earned New Orleans All-Metro honors in 2015.
- Also received offers from Baylor, Mississippi State, Syracuse, TCU and UCF.
- Coached by J.T. Curtis.

PERSONAL
Willie Earl Allen … Son of Robin Allen and Lindsi and Jerry Godfrey ... Born on July 12, 1997 in New Orleans, Louisiana.



TREY
BALDWIN
3

LB	6-2	237	Jr.	TR

Orange, Texas (Trinity Valley CC)

TRINITY VALLEY CC (2017)
- Played in 12 games at Trinity Valley Community College last season.
- Registered 69 tackles, one sack and a pair of interceptions.
- Helped lead Trinity Valley to a conference championship.
- Coached by Brad Smiley, Courtney Finney and Will Reed.

MISSOURI (2016)
- Played in three games at Mizzou as a true freshman primarily on special teams, did not record any stats.

HIGH SCHOOL
- Graduated from Cypress Falls High School in December 2015 before enrolling early at Missouri.
- A three-star linebacker by ESPN, Scout.com and a two-star prospect by Rivals.
- Three-sport athlete who lettered in football, basketball and track.
- Scout.com ranked him as the No. 2 inside linebacker in the state of Texas.
- Two-way player who was a standout running back at Cypress Falls.
- Guided Cypress Falls to a 10-3 record as a senior under head coach Kirk Eaton, including a 7-2 mark in district competition.
- Finalist for the Rotary Lombardi Award in the greater Houston area.
- First Team Dave Campbell Super Team selection and was a Houston Touchdown Club Player of the Year nominee.
- Played at West Orange Stark as a junior and led the team to the State Championship, starting on both sides of the ball.
- Had offers from Memphis, Illinois, Fresno State and North Texas.
- Coached by Kurt Eaton.

PERSONAL
Trey R. Baldwin … Son of Angie Wilson and Starrland Baldwin … Born on March 25, 1997 in Port Arthur, Texas … Has five siblings: Lashya, Starrland, Jeremiah, Elizabeth and Alisha.



HIGH SCHOOL
- Graduated from John Horn High School in 2018.
- Lettered in football and track.
- Rated as a three-star athlete by Rivals.com and 247sports.com.
- Earned MVP honors on defense during his prep days.
- Helped lead his team to a 10-2 record as a senior, including a 7-0 mark in district.
- Registered 76 total tackles, 6 interceptions, 1 forced fumble, 1 fumble recovery and 15 pass break-ups.
- Chose Louisiana Tech over offers from SMU, Memphis, Tulane, Utah State and Colorado State.
- Coached by Mike Overton.

PERSONAL
Brodrick Damond Calhoun … Son of Christopher and Nakeisha Calhoun … Born on Feb. 27, 2000 … Has two siblings: Sariya and Kris.



HIGH SCHOOL
- Graduated from Holy Savior Menard in 2018.
- Lettered all four years as both an offensive and defensive lineman in football.
- Two-time honorable mention all-state and three-time first team all-district on the offensive line, while he also earned second team all-district honors on the defensive line.
- Coached by Chris Gatlin.

PERSONAL
Drake Anthony Carroll … Son of Thomas and Sonja Douglas … Born on June 2, 2000 in Alexandria, Louisiana.



NOTRE DAME (2015-16)
- Spent two seasons on the football team at Notre Dame.
- Coached by Brian Kelly, Scott Booker and Pryce Tracy.

HIGH SCHOOL
- Graduated from Seven Lakes High School in 2015.
- Lettered in football as both a long snapper and a tight end.
- Earned second team Academic All-State honors in high school.
- Coached by Lyell Wilson.

PERSONAL
Kyle Richard Conrad … Son of Brett and Kitty Conrad … Born on Aug. 12, 1997 in Tucson, Arizona … Has three siblings: Brett Jr., Kayla and Brooke … His mother, Kitty, is a two-time Olympian in pair skating and a member of the United States Figure Skating Hall of Fame.



TRINITY VALLEY CC (2016-17)
- Spent two seasons at Trinity Valley Community College where he totaled 80 tackles (56 solo) combined in 2016 and 2017.
- Also added seven tackles for loss, five pass break-ups, one interception and one forced fumble.
- Helped lead Trinity Valley to a pair of conference regional championships.
- Earned All-Conference honors as a linebacker for the Cardinals.
- Coached by Brad Smiley.

HIGH SCHOOL
- Graduated from Denton Ryan High School in 2015.
- Lettered in football as a cornerback.
- Coached by Joey Florence.

PERSONAL
Brandon A. Floyd … Son of Katrina Floyd … Born on July 12, 1995 in New Orleans, Louisiana.



TCU (2016-17)
- Spent the past two seasons at TCU.
- Played in a total of 19 games, making eight receptions for 84 yards in two years.
- Returned three kickoffs for the Horned Frogs for 60 yards.
- Enrolled at TCU early and participated in 2016 spring practice.

HIGH SCHOOL
- Graduated from Bastrop High School in 2016, where he was rated as a 4-star wide receiver by 247Sports.com.
- Participated in the Semper Fidelis All-American Bowl.
- Ranked as the No. 3 wide receiver in Louisiana and No. 14 overall player in the state out of high school.
- Was ranked as the No. 44 overall wide receiver nationally in the 247Sports.com composite rankings.
- Totaled 48 receptions, 1,138 yards and 20 touchdowns as a junior at Bastrop.
- Was also recruited by Arkansas, Tennessee and South Carolina out of high school.

PERSONAL
Isaiah C. Graham … Son of Willie and Angela Graham … Born on Nov. 17, 1997 … Has one sibling, Willie.



EASTERN NEW MEXICO (2016-17)
- Spent two seasons as a placekicker at Eastern New Mexico University where he played in 22 games, connecting on 23 of 34 field goals in 2016 and 2017 combined with a long field goal of 48.
- Successfully converted 73 PATs in two seasons.
- Served as Eastern New Mexico's punter in 2016 when he had 42 punts for 1,519 yards, an average of 36.2 yards per punt and booted nine punts inside the 20-yard line.
- In two seasons, he had 127 kickoffs for 7,607 yards, an average of 59.9 yards per kickoff and 57 touchbacks.
- Was ENMU's second-leading scorer with 70 points in 2016 and 72 in 2017.

ABILENE CHRISTIAN (2015)
- Spent his freshman season at Abilene Christian where he redshirted for the Wildcats.

HIGH SCHOOL
- Graduated from Iowa Park High School in 2015.
- Lettered in football, basketball and baseball.
- Earned first team all-district honors as both a kicker and wide receiver in high school.
- Named the district's Offensive MVP and first team all-region in basketball.
- Coached by Aubrey Sims and Peyton Jackson.

PERSONAL
Bailey R. Hale … Son of Brett and Kristy Hale … Born on Jan. 31, 1997 in Wichita Falls, Texas … Has one sibling, Bethany.



HIGH SCHOOL
- Graduated from West Feliciana High School in 2018.
- Lettered in football, basketball, track and baseball.
- Helped lead West Feliciana to its first state title in school history in 2017.
- Rated as a three-star athlete by 247sports.com.
- Helped West Feliciana advance to the semifinals of the state playoffs for four straight years before winning the state championship his senior season.
- Named MVP of the state championship game following a 40-21 victory over Richwood.
- Set a Louisiana Prep Classic record with 167 kick return yards in the championship game.
- Piled up 307 all-purpose yards in the title game to be named the game's Most Outstanding Player.
- Chose Louisiana Tech over offers from Memphis, UL-Lafayette, Arkansas State and others.
- Coached by Rob Odom.

PERSONAL
Davon "Smoke" Harris ... Son of Michael Eby and Caprice Morris ... Born on Dec. 5, 1999 in Baton Rouge, Louisiana ... Has one sibling, LaBrittany.



CHRISTIAN HENDERSON 72

OL	6-5	322	Fr.	HS

Greenwood, Miss. (Greenwood HS)

HIGH SCHOOL
- Graduated from Greenwood High School in 2018.
- Lettered all four years for the Greenwood Bulldogs.
- Helped lead Greenwood to a 10-3 overall record and 4-0 mark in district play as a senior offensive lineman.
- Earned all-district honors in three of his four years playing high school football.
- Selected to play in the Mississippi-Alabama All-Star Game.
- Named Co-MVP during his prep career.
- Coached by Clinton Gatewood.

PERSONAL
Christian Tyler Henderson ... Son of Antoinette Stewart ... Born on Aug. 6, 1999 in Memphis, Tennessee.



JUSTIN HENDERSON 31

RB	5-10	228	R-So.	TR

Lake Wales, Fla. (Coffeyville CC)

COFFEYVILLE CC (2016-17)
- Redshirted as a true freshman at Coffeyville in 2016.
- Earned first team KJCCC honors and JUCO All-American Honorable Mention in 2017.
- Rushed for 943 yards on 158 carries with 12 rushing touchdowns as a redshirt freshman.
- Coached by Aaron Flores.

HIGH SCHOOL
- Graduated from Lake Wales High School in 2015.
- Lettered in football, basketball, track and soccer for the Highlanders.
- Helped lead Lake Wales to the semifinals three straight years.
- Earned first team all-state honors and player of the year accolades as a three-star running back.
- Coached by TaVaris Johnson.

PERSONAL
Justin Antonio Henderson … Son of Sharon and Jonas Henderson … Born on April 1, 1996 in Lake Wales, Florida.



D.J. JACKSON 52

DT	6-0	293	Fr.	HS

Dallas, Texas (West Mesquite HS)

HIGH SCHOOL
- Graduated from West Mesquite High School in 2018.
- Totaled a combined 120 tackles (65 solo) in his junior and senior seasons, including 12.5 sacks in two seasons.
- Chose Louisiana Tech over offers from North Texas, Tulane, Southern Miss and Syracuse.
- Coached by Jeff Weill.

PERSONAL
D.J. Jackson … Son of Tai Owens … Born on Dec. 1, 1998 in Dallas, Texas … Has two siblings: Brandon and Bre.



DANIEL LEWIS 14

S	5-11	193	R-Sr.	TR

Morbihan, La. (Hawai'i)

HAWAI'I (2014-17)
- Spent four years on the team at Hawaii, including two seasons as a team captain in 2016-17.
- Appeared in 36 career games for the Warriors, totaling 145 tackles (103 solo), 5.5 TFL, 3 interceptions and 2 forced fumbles.
- Received a medical hardship after suffering a season-ending injury in 2016.

HIGH SCHOOL
- Graduated from New Iberia Senior High in 2014.
- Lettered in football, powerlifting, soccer and track.
- Earned first team All-Acadian honors twice, while being named all-state and player of the year in 2013.

PERSONAL
Daniel H. Lewis … Son of Kimberly Lewis … Born on Nov. 19, 1995 in New Orleans, Louisiana … Has three siblings: Danielle, Domonique and David.



XAVIER
LODGE
43

S	5-11	195	Fr.	HS

Baton Rouge, La. (Woodlawn HS)

HIGH SCHOOL
- Graduated from Woodlawn High School in Baton Rouge in 2018.
- Lettered in both football and basketball.
- Played safety and running back for the Panthers.
- Earned first team all-district honors on defense.
- Registered 94 tackles as a junior with five tackles for loss, five pass break-ups, two fumble recoveries and one forced fumble on the season.
- Also had 461 rushing yards in 2016 on 61 carries with eight touchdowns.
- Chose Louisiana Tech over offers from Memphis, Southern Miss, Tulane and UL-Lafayette.
- Coached by Daniel Luquet.

PERSONAL
Xavier A. Lodge … Son of April Snowton … Born on Feb. 25, 1999 in Baton Rouge, Louisiana.



TAHJ
MAGEE
89

WR	5-11	186	Fr.	HS

Franklinton, La. (Franklinton HS)

HIGH SCHOOL
- Graduated from Franklinton High in May of 2018.
- Lettered in both football and track all four years of high school.
- Saw action as both a wide receiver and at quarterback for Franklinton.
- Registered more than 8,000 total yards of offense in his high school career with 90 touchdowns to earn all-district and all-state honors on offense.
- Earned all-state honorable mention honors and first team all-district during his prep days.
- Threw for 4,856 passing yards and 50 touchdowns in high school, while also rushing for 3,336 yards and 37 touchdowns.
- Coached by Stephen Burns and Shane Smith.

PERSONAL
Tahj Malik Magee ... Son of Terrence and Caroll Magee ... Born on April 7, 2000 ... Has two siblings: Chasity Jenkins and Terrence Magee … His brother, Terrence, played college football at LSU and is currently a running back in the NFL for the Atlanta Falcons.



DEANDRE
MARCUS
29

RB	6-1	213	Fr.	HS

Ruston, La. (Ruston HS)

HIGH SCHOOL
- Graduated from Ruston High in 2018.
- Rated as a two-star running back by both Rivals.com and 247sports.com.
- Saw time as both a running back and linebacker over the course of his prep career with the Bearcats.
- Selected to play in the 2017 LHSCA East-West All-Star Game.
- Named second team all-district for District 2-5A.
- Coached by Jerrod Baugh.

PERSONAL
DeAndre Jaquan Marcus … Son of DeAndre and Angela Marcus … Born on March 24, 2000.



JOSHUA
MATTHEWS
24

WR	6-2	184	R-Fr.	RS

Baton Rouge, La. (The Dunham School)

FRESHMAN (2017)
- Redshirted as a true freshman, did not see action.

HIGH SCHOOL
- Graduated from The Dunham School in 2017.
- Lettered in football, basketball and track.
- Coached by Neil Weiner.

PERSONAL
Joshua Roshaun Matthews ... Son of Roshaun and Nicole Matthews ... Born on May 3, 1999 in New Orleans, Louisiana … Has two siblings: Jordan and Lauryn.



JORDAN
MYLES
30

RB	5-6	179	Fr.	HS

Benton, La. (Benton HS)

HIGH SCHOOL
- Graduated from Benton High School in 2018.
- Lettered in football, track, wrestling and powerlifting.
- Earned District MVP honors and all-state, as well as helping lead

Benton to a state championship in powerlifting.
• Coached by Reynolds Moore.

PERSONAL
Jordan Dion Myles ... Son of Chris and Jonielle and Henderson ... Born on June 6, 2000 in Bossier City, Louisiana … Has one sibling: Jayla Oliver.



HIGH SCHOOL
• Graduated from Langham Creek High School in 2017 before coming to LA Tech as a track and field student-athlete.
• Lettered in football, track and wrestling.
• Coached by Todd Thompson

PERSONAL
Praise Uche Okorie … Son of Blessyn and Frank Okorie … Born on March 4, 1999 in Port Harcourt, Nigeria … Has five brothers and two sisters … Is also a member of the Louisiana Tech Track & Field squad.



HIGH SCHOOL
• Graduated from Dutchtown High School in 2018.
• Dual-sport athlete, lettering in football and track all four years of high school.
• Named all-district in football as a senior.
• Coached by Guy Mistretta.

PERSONAL
Noah Briley Pitre … Son of Rachel and Alonzo Pitre … Born on October 12, 1999 in Breaux Bridge, La. … Has four siblings, Laila, Torrie, Charelle and Damarcus.



HIGH SCHOOL
• Graduated from West Memphis Christian High School in 2018.
• Helped lead the Black Knights to a state championship title as a senior.
• Three-sport athlete who earned letters all four years of high school.
• Earned first team all-state honors as a senior, while also being selected to participate in the state's All-Star game.
• Coached by Darrow Anderson.

PERSONAL
Biron N. Rossell ... Son of Barry Rossell and Carolyn Coleman ... Born on June 28, 2000.



HIGH SCHOOL
• Graduated from Manvel High School in 2018.
• Helped lead Manvel High School to a state championship appearance as a senior, while the Mavericks posted a 14-1 record in Shaw's final season.
• Rated as a three-star lineman by 247sports.com.
• Coached by Kirk Martin.
• Chose Louisiana Tech over offers from UConn, Kansas, UTSA, Texas State and UL-Lafayette.



ARKANSAS-MONTICELLO (2016-17)
• Redshirted at Arkansas-Monticello.

HIGH SCHOOL
• Graduated from Jonesboro-Hodge High School in Jonesboro, La., in 2016.
• Lettered in both football and baseball all four years at Jonesboro-Hodge High School.

• Named First Team All-District from 2012-16.
• Coached by Terrance Blankenship.

PERSONAL
Chris T. Spence … Son of Mary Venzant Spence and Fred Spence … Born on June 22, 1998 in Minden, La.



CONNOR TAYLOR 2

LB	6-0	220	Jr.	TR

Kaysville, Utah (Snow College)

SNOW COLLEGE (2016-17)
• Spent two seasons at Snow College in Ephraim, Utah, where he saw action in 21 games as a linebacker for the Badgers.
• Named the 2017 National Junior College Athletic Association (NJCAA) Defensive Player of the Year.
• Helped lead Snow College to a 10-1 record, including a win over Blinn College in the El Toro Bowl.
• Led the NJCAA with 139 tackles this season, including 75 solo tackles, 21 tackles for loss, three sacks and four forced fumbles.
• Also named First Team NJCAA All-America in 2017.
• Over the course of his career for the Badgers, he registered 201 total tackles, 30 tackles for loss and helped lead Snow College to 17 wins in two seasons.

HIGH SCHOOL
• Graduated from Davis High School in Kaysville, Utah, in 2016.
• Earned three letters in football and two in wrestling as a dual-sport athlete.
• Named First Team All-State and Region MVP.
• Accumulated 270 tackles, 10 forced fumbles and four interceptions at Davis High.

PERSONAL
Connor David Taylor … Son of Todd and Susan Taylor … Born on August 13, 1997 in Katysville, Utah … Has five siblings, Jackson, Austin, Lauren, Katie and Tina.



WAYNE TOUSSANT 86

WR	5-9	159	Fr.	HS

Maringouin, La. (Plaquemine HS)

HIGH SCHOOL
• Graduated from Plaquemine High School in May of 2018.
• Three-sport athlete who lettered all four years in football, basketball and track.
• Rated as a three-star athlete by 247sports.com and the No. 68-ranked wide receiver in the state of Louisiana.
• Played in 10 games as a junior, making 30 receptions for 595 yards and 10 touchdowns.

PERSONAL
Samaru Wayne Toussant ... Son of Contina Toussant ... Born on April 15, 1999.



DEREK TURNER 42

S	5-11	196	Fr.	HS

St. Francisville, La. (West Feliciana HS)

HIGH SCHOOL
• Graduated from West Feliciana High School in 2018.
• Rated as a three-star recruit by both 247sports.com and Rivals.com.
• Saw action as both a quarterback and safety over the course of a standout prep career, while also shining as a track athlete for the Saints.
• Earned LSWA Class 3A All-State honors as an athlete, while also earning All-Metro honors as a senior for West Feliciana.
• Helped lead West Feliciana to its first state title in school history in 2017 after a 16-1 season.
• Helped West Feliciana advance to the semifinals of the state playoffs for four straight years before winning the state championship as a senior with a 40-21 victory over Richwood.
• Accounted for 140 rushing yards on 13 carries and a touchdown in the state title game.
• Chose Louisiana Tech over offers from Auburn, Kansas State, Ole Miss, Missouri, South Carolina, TCU, Washington State and Georgia Tech.
• Coached by James Cupit.

PERSONAL
Derek Garard Turner … Son of Eliza and Derek Turner … Born on August 25, 1999 in Zachary, Louisiana.



BEE JAY WILLIAMSON 25

S	6-1	184	Fr.	HS

Dallas, Texas (John Horn HS)

HIGH SCHOOL
• Graduated from Horn High School in 2018.
• Earned THSCA Academic All-State Honorable Mention honors as a senior.
• Registered 150 total tackles over his high school career (107 solo), while also totaling seven interceptions, five forced fumbles and three fumble recoveries.
• Rated as a three-star athlete by 247sports.com and Rivals.com.
• Earned first team all-district honors as a junior.

PERSONAL
Bee Jay Anthony Williamson … Son of Buddy and Rita Williamson … Born on October 21, 1999 in Dallas, Texas … Has one sister, Terita.



HIGH SCHOOL
- Graduated from John Ehret High School in 2018.
- Led his team to a 9-4 record in 2017.
- Earned three letters in football as a defensive back.
- Ranked as the No. 37 player in Louisiana according to Rivals.
- Coached by Dell Lee Collins.

PERSONAL
Isaiah C. Windmon ... Born on Aug. 2, 1999 ... Has five siblings, Terrance, Derandrus, Jazmin, Destiny and Jacoby.

JOE AILLET STADIUM

Joe Aillet Stadium has been home to Louisiana Tech football for 50 years as Bulldog fans have watched legends such as Terry Bradshaw, Roger Carr, Fred Dean, Pat Tilley, Matt Dunigan, William Roaf, Troy Edwards and Tim Rattay all don the Tech red and blue.

Opened in 1968 at a capacity of 23,000, Joe Aillet Stadium -- which wasn't given its current name until Nov. 11, 1972, when it was dedicated in honor of the former Tech coaching legend -- has proven instrumental in some of the biggest wins in the program's 100-plus year history.

The facility was upgraded in 1985 when a luxury sky box was added to the press box and again in 1989, when an additional 7,600 seats were added, increasing the seating capacity to 30,600.

In the summer of 2006 Joe Aillet Stadium received a new surface as FieldTurf Mono -- which is considered the top of the line artificial turf -- was installed by FieldTurf Tarkett. In the summer of 2008, that turf was replaced with a new version to include the athletic department's new logo. In the summer of 2015, Joe Aillet Stadium received another upgraded surface as FieldTurf Revolution was installed in time for the upcoming season.

A brand new, state-of-the-art videoboard was installed in the north end zone in time for the 2009 season, a $2 million addition to the facility. Built by Daktronics, the national leader in scoreboard and videoboard manufacturers, it is 25 feet x 45 feet and can show one display or be split into multiple replays. In addition, the south end zone received a brand new LED scoreboard that all fans can easily see during the day or at night.

Construction on a new South End Zone facility began as ground was formally broken during the T-Day Spring Game in 2014. The removal of two sections of stands dropped the capacity to 27,717 for the 2014 season with capacity set to rise to 28,019 with the addition of 300 seats in a premium club section opening in time for the 2015 season. With the addition of the new $18-plus million press box and suites facility, the capacity of Joe Aillet Stadium has once again increased to 28,562.

As a tribute to the tremendous contributions of the Davison family, Louisiana Tech President Les Guice and Athletics Director Tommy McClelland announced on June 25, 2015 that the University is naming the new south end zone facility at Joe Aillet Stadium in honor of the Davison family. The Davison Athletics Complex is home to the Bulldog football program as the $20 million-plus facility encloses the south end of the stadium.

The stadium's namesake -- Joe Aillet is a member of the Louisiana Tech Athletics Hall of Fame and the National Football Foundation College Football Hall of Fame -- guided his Tech teams to a 151-86-8 record and nine conference championships from 1940-1966. The winning tradition Aillet established during his days of coaching at Louisiana Tech has continued as the

STADIUM FACTS

All-Time Record: *156-66-2*

First Game: *Sept. 28, 1968 vs. East Carolina (Tech 35, ECU 7)*

First Touchdown: *Buster Herren (Tech) 2-yard run (6:20, second quarter vs. East Carolina, Sept. 28, 1968)*

First Touchdown Pass: *Buster Herren (Tech) 5-yard pass from Terry Bradshaw (10:16, third quarter vs. East Carolina, Sept. 28, 1968)*

Longest Winning Streak: *18, from final game in 1971 (Tech 23, UL-Monroe 0) to fifth game in 1975 (Tech 49, Tennessee-Chattanooga 20); 18, from 1989 (Tech 42, Northern Illinois 21) to second game in 1993 (Tech 17, Northern Illinois 16)*

Longest Losing Streak: *3, final three home games of 1970*

Most Points Scored By Tech: *77, Nov. 15, 1969*

(Tech 77, Lamar 40) and Sept. 19, 1998 (Tech 77, UL Lafayette 14)

Most Points Scored By Opponent: *64, Sept. 5, 1998 (UCF 64, Tech 30)*

Largest Margin of Victory: *63 vs. UL Lafayette, Sept.. 19, 1998 (Tech 77, ULL 14)*

Largest Margin of Defeat: *42 vs. Nevada, Nov. 18, 2006 (Nevada 42, Tech 0)*

Current Win Streak: *1*

Bulldogs have posted 10 perfect seasons in the facility's history.

From the first game ever played in the stadium, a 35-7 win over East Carolina on Sept. 28, 1968, to a 22-14 victory over SEC foe Mississippi State in 2008, Joe Aillet Stadium has been the site of some of the most magical moments in Louisiana Tech football history.

Joe Aillet Stadium has proven to be a tough place for opposing teams to play for more than four decades. Over the course of the stadium's history, Tech has dominated opponents as the 152-62-2 record indicates a winning percentage of more than 70 percent. Since Tech moved up to Division I-A in 1989, the Bulldogs have registered a mark of 90-35 at Joe Aillet Stadium, a winning percentage of over 70 percent.

In that inaugural game against East Carolina at Joe Aillet Stadium, a young quarterback named Terry Bradshaw guided the Bulldogs to the victory as Tech fullback Buster Herren scored the first touchdown ever at the stadium on a two-yard run with 6:20 remaining in the second quarter. It was just the first of many memorable moments for Tech fans in Ruston.

On two different occasions over the past 50 years, Tech has registered streaks of 18 straight wins at Joe Aillet Stadium.

The first such streak started with a 23-0 win over UL-Monroe in the final game of the 1971 season and ended with a 49-20 win over Tennessee-Chattanooga in the fifth game of the 1975 season. That run by coach Maxie Lambright's teams included two small college and one Division II national championship seasons.

COACHING RECORDS AT JOE AILLET STADIUM

	G	W	L	T	Pct.
Maxie Lambright (1968-78)	50	38	11	1	.760
Larry Beightol (1979)	3	1	2	0	.333
Pat Patterson (1979)	1	1	0	0	1.000
Billy Brewer (1980-82)	14	9	4	1	.643
A. L. Williams (1983-86)	17	11	6	0	.647
Carl Torbush (1987)	3	1	2	0	.333
Joe Raymond Peace (1988-95)	32	24	8	0	.750
Gary Crowton (1996-98)	13	11	2	0	.846
Jack Bicknell (1999-2006)	31	20	11	0	.645
Derek Dooley (2007-2009)	16	12	4	0	.750
Sonny Dykes (2010-2012)	16	9	7	0	.563
Skip Holtz (2013-Present)	28	19	9	0	.678
Total	**224**	**156**	**66**	**2**	**.696**

During the late '80s and early '90s, the Bulldogs won their first 18 home games after joining the Division I-A ranks. Tech defeated Northern Illinois 42-21 in the first home game of the 1989 season to begin the streak with the last of the 18 wins being a 17-16 victory over Northern Illinois in 1993.

Included in that string of wins was a 31-30 victory over Colorado State on Nov. 17, 1990, that catapulted the Bulldogs into the 1990 Independence Bowl. Tech trailed 30-14 late in the third quarter before scoring 17 unanswered points, capped by Gene Johnson's 16-yard touchdown pass to Bobby Slaughter with 2:14 to play. The Bulldog defense held the Rams to four and out on their final possession as a wild celebration ensued, which ultimately ended in the goal posts in the south end zone being torn down by Tech fans.

One of the biggest individual matchups in the stadium's history came on Sept. 5, 1998, when two future NFL quarterbacks squared off as Central Florida's Daunte Culpepper led his team to a 64-30 win over Tech's Tim Rattay and the Bulldogs. Culpepper passed for 370 yards and four scores while rushing for 69 yards and two more touchdowns while Rattay passed for 524 yards and three touchdowns.

STADIUM INFO

- Alcoholic beverages at Joe Aillet Stadium are prohibited by state law.
- Concessions are located in six convenient areas.
- Refreshment stands are on both the east and west sides of the stadium.
- First aid is available for fans at Joe Aillet Stadium. The stations are located behind Section O on the east side and Section E on the west side.
- Handicapped accessible areas are available on both sides of the stadium. Accommodations for wheelchairs on the east side are between Sections B and BB and Sections I and II. On the west side, the handicap area is located between Sections O and OO.
- Ice chests and/or coolers are not permitted inside the stadium at any time as well as any outside food or drink.
- Lost and found is located at the first aid stations on either side of the stadium. Lost items should be turned in and can be claimed in the two locations. Following games, items will be taken to the Tech Athletics Facilities Office located in the Thomas Assembly Center.
- Public address system is for official use only. No special announcements will be made over the PA system. Emergency situations can be reported to the security personnel at the entrance to the press box located on the west side of the stadium, and an announcement will be made if needed.
- Restrooms are located on both the east and west sides of the stadium near the concession areas behind Sections O and E.
- Tickets for upcoming home football games can be purchased at the Tech Ticket Office located in the Thomas Assembly Center between the hours of 8:30 a.m. – 5:30 p.m., Monday through Friday, or by calling (318) 257-3631. The ticket office is NOT open on game day for advance sales. Box offices at the Thomas Assembly Center and Joe Aillet Stadium will open four hours prior to kickoff on game day.
- Ushers and security personnel are located at various areas within the stadium. There are no ushers in the general admission seating sections located on the east side.
- Specified gates on each side of the stadium will be designated for bag checks. Fans entering the stadium with bags should follow signs to those gates in order to expedite entry.
- Louisiana Tech is a tobacco free campus and use of any type of tobacco products in the tailgating areas or inside Joe Aillet Stadium is strictly prohibited.



The 2000 season saw a milestone reached at Joe Aillet Stadium as the Bulldogs under head coach Jack Bicknell recorded the 100th win in the facility's history. True freshman quarterback Luke McCown tied an NCAA Division I freshman record by tossing six touchdowns in the milestone 48-14 victory over UL-Lafayette on Oct. 14, 2000.

Joe Aillet Stadium hosted its first nationally televised game on Dec. 5, 2002, when ESPN came to town to produce Louisiana Tech's game against Fresno State. Although Tech fell in the contest, it was another milestone for the program and the facility it has called home.

The 2004 season opened with another nationally televised home game, as the Bulldogs defeated Nevada 38-21 Sept. 6 on ESPN2. This was just a preview of things to come during the season at Joe Aillet Stadium.

Less than one month later, Tech fans were able to witness one of the greatest games in Joe Aillet Stadium history, as Louisiana Tech downed No. 17 Fresno State 28-21 on Oct. 2. Tech trailed 13-0 early in the second quarter before running back Ryan Moats and the Bulldog defense turned up their level of play. Moats rushed for 236 yards and four scores, including the game-winner with just under four minutes to play, which was set up by an interception deep in Fresno State territory.

The win was sealed when current Green Bay Packers star Tramon Williams intercepted Paul Pinegar with less than :30 remaining, starting a wild celebration that saw the goal posts in both end zones torn down.

The 2011 season saw disappointing lows early on but a wet championship finish. After leading Houston 34-7 with 20 minutes to play, Tech dropped a heart-breaking 35-34 decision to the Cougars but ended the year with seven straight wins, including two at home, as the Bulldogs clinched the 2011 WAC Championship with a 44-0 rout of New Mexico State in a driving rainstorm in late November.

These games and many more are what have made Tech fans the real winners over the years.

As the warm fall evenings approach and another year of Bulldog football begins, Joe Aillet Stadium will once again host some of the best college football the nation has to offer.

THE SPIRIT OF '88

At the corridor inside the brand new Davison Athletics Complex in the southwest corner of Joe Aillet Stadium where the team enters and exits the field on game days, stands a bronze Bulldog statue named the Spirit of '88.

The statue commemorates the 1988 Bulldog football team that blazed the path into Division I-A football for Louisiana Tech.

That 1988 team had to endure one of the most difficult schedules in school history. In what was the nation's 11th toughest schedule that year, the Bulldogs faced five Division I-A bowl teams including Houston, Florida State and Texas A&M.

The results were as expected: losses like 60-0, 56-17 and 66-3 ... but as a team, the Bulldogs grew. Those experiences likely played a key role in Tech finishing 5-4-1 the following year, its first in I-A, and 8-3-1 in 1990's Independence Bowl season.

The statue, which every Tech player and coach touches as he walks onto the field before every home game, also brought good fortune to the Bulldogs at home. On Oct. 14, 1989, when it was unveiled, Tech proceeded to pummel a very good Northern Illinois team, 42-21. That was just the start of one of the best runs in Tech football history.

Over the next four-plus seasons, home games were few and far between, but each one resulted in a win. The Bulldogs eventually reeled off 18 consecutive home victories, tying the all-time stadium record set by head coach Maxie Lambright's great teams of the early 1970s.

Some wins have been more magical than others. The endings to three of the biggest wins in school history have taken place in the south end zone ... almost as if the Spirit of '88 has played an integral role.

In only Louisiana Tech's second season in the Division I-A ranks, the Bulldogs trailed Colorado State, 30-14, late in the third quarter and their bowl hopes looked bleak. However, 17 unanswered points later, Tech had rallied for a 31-30 win over the bowl-bound Rams to earn their own Independence Bowl berth.

The winning touchdown pass from Gene Johnson to Bobby Slaughter in the final minutes came fittingly in the south end zone, just in front of the Spirit of '88.

Eleven years later, Tech clinched a share of its first Western Athletic Conference title with a 48-42 win over Boise State at Joe Aillet Stadium. With the Broncos driving towards what looked like a game-winning score late in the contest, the Spirit of '88 magic struck once again.

Ryan Dinwiddie's potential game-winning touchdown pass bounced off the helmet of a Tech defender and high into the air before Bulldog defensive lineman Brandon Avance plucked it out of the air, giving Tech the victory.

Some might say it's a coincidence that the two biggest wins in the program's Division I-A history had been decided in the south end zone under the watchful eyes of the Spirit of '88.

However, the third time proved it was more than just chance.

On a warm Oct. 2 evening in 2004, Louisiana Tech found itself trailing No. 17 ranked Fresno State, 21-20 late in the fourth quarter.

Fresno State had the football and the momentum, trying to move out of its own end zone – the south end zone – against a Tech defense and its 12th man, or should we say Dawg.

On third down Fresno State quarterback Paul Pinegar was intercepted by Byron Santiago who returned the football down to the 16-yard line.

Two plays later, Ryan Moats gave Tech a 28-21 lead and the eventual win as he rushed eight yards to the right corner of the south end zone. The Bulldogs had defeated the 17th-ranked team in the nation.

A Joe Aillet Stadium crowd of almost 20,000 celebrated wildly with the Tech players, coaches and the Spirit of '88.

From 1989 to 2013, the Spirit of '88 stood at the bottom of the ramp in the south end of Joe Aillet Stadium. Due to construction on the Davison Athletics Complex during the 2014 season, it was temporarily relocated, but continued to be available for the team to touch before it takes the field.

For the first time in its history, the newly-mobilized Spirit of '88 accompanied the Bulldogs on a pair of road trips during the 2014 season. The bronze statue made an appearance in Huntington, West Virginia, for the Conference USA Championship game before traveling to the Zaxby's Heart of Dallas Bowl at Cotton Bowl Stadium in Dallas, where LA Tech came away with a 35-18 victory over Illinois.

Some may say the powers of that bronze Bulldog are a fluke. Tech fans won't agree. The numbers say 80 wins and just 33 losses at Joe Aillet Stadium since the Spirit of '88 was unveiled.

So fluke or not, the Bulldogs will continue to touch it each home game and hope the wins continue.



SERIES RECORDS AT JOE AILLET STADIUM

Abilene Christian	1-0
Akron	1-0
UAB	**2-0**
Arkansas State	10-4
Ball State	1-0
Boise State	2-4
Bowling Green	1-0
UCF	0-3
Central Arkansas	2-0
Central Michigan	1-0
Colorado State	1-0
Delaware	0-1
East Carolina	1-0
Eastern Michigan	3-0
East Tennessee State	2-0
Florida Atlantic	0-1
FIU	1-0
Fresno State	2-3
Hawai'i	2-3
Houston	1-1
Idaho	3-1
Illinois State	1-0
Lamar	9-1
UL-Lafayette	13-3-2
UL-Monroe	10-4
McNeese State	6-5
Middle Tennessee	3-0
Mississippi State	1-1
Mississippi Valley State	2-0
Missouri State	0-1
Montana	1-0
Nevada	2-4
UNLV	1-1
Navy	0-1
New Mexico State	5-0
Nicholls State	4-0
North Texas	4-3
Northern Arizona	1-0
Northern Illinois	2-0
Northwestern State	2-1
Rice	**4-1**
Sam Houston	1-0
San Jose State	5-1
South Alabama	1-0
South Carolina State	2-0
Southeastern La.	5-1
Southern	**1-0**
Southern Illinois	1-0
Southern Methodist	1-0
Southern Miss	3-7
Stephen F. Austin	1-1
Tampa	0-1
Tenn.-Chattanooga	3-1
Texas State	2-0
Toledo	1-0
Tulane	0-1
Tulsa	2-1
Utah State	3-2
UT Arlington	4-2
UTEP	**2-1**
UTSA	4-0
Western Carolina	1-0
Western Illinois	3-0
WKU	**2-0**

JOE AILLET STADIUM FACTS

Capacity: 28,562

Largest Crowd: 28,714, Tech defeated UL-Monroe, 17-16, on Sept. 13, 1997 (Capacity was 30,600)

All-Time Record: 156-66-2

Playing Surface: FieldTurf Revolution (Installed in 2015)

Lighting: New state-of-the-art LED field lighting was installed in 2017. It delivers a clearer, better quality lighting across entire Joe Aillet Stadium playing surface. Additional benefits include energy savings, low maintenance and greater flexibility in lighting controls.

Scoreboards: A Daktronics light emitting diode (LED) video and scoreboard system measuring 25 feet tall by 45 feet wide at the north end of Joe Aillet Stadium. The videoboard can operate as a single giant display or can be divided into multiple zones to show a wide variety of statistics, information, graphics, animation and live and recorded video. A custom LED scoreboard also adds to the exciting game day environment at the opposite end of the stadium. The scoreboard at the north end also includes a custom sound system, which delivers pounding bass energy, smooth mid- and high-range frequencies and high-impact entertainment.

Press Box: A new $18.6 million, three-level structure was opened in August of 2017 after the demolition of the original 48-year-old press box. Level 1 of the structure contains the camera platforms for both national television and teams. Level 2 of the facility includes 14 luxury suites, each with a 20-person capacity (the Presidential Suite holds 40), as well as a shared space for suite holders. Level 3 of the new structure includes the press area (seating capacity of 65), home, visitor and alternate radio booths, national television booth, home and visiting AD suites, home and visitor coaches' booths, stadium operations, instant replay, public address and scoreboard operations.

Club Level: A 302-seat club premier game-watching location opened in 2015 located in the Davison Athletics Complex in the south end zone. The 5,000-square foot lounge space includes an all-inclusive indoor dining experience while wide, cushioned club seats are located outside (although covered from any potential weather).

STADIUM MAP

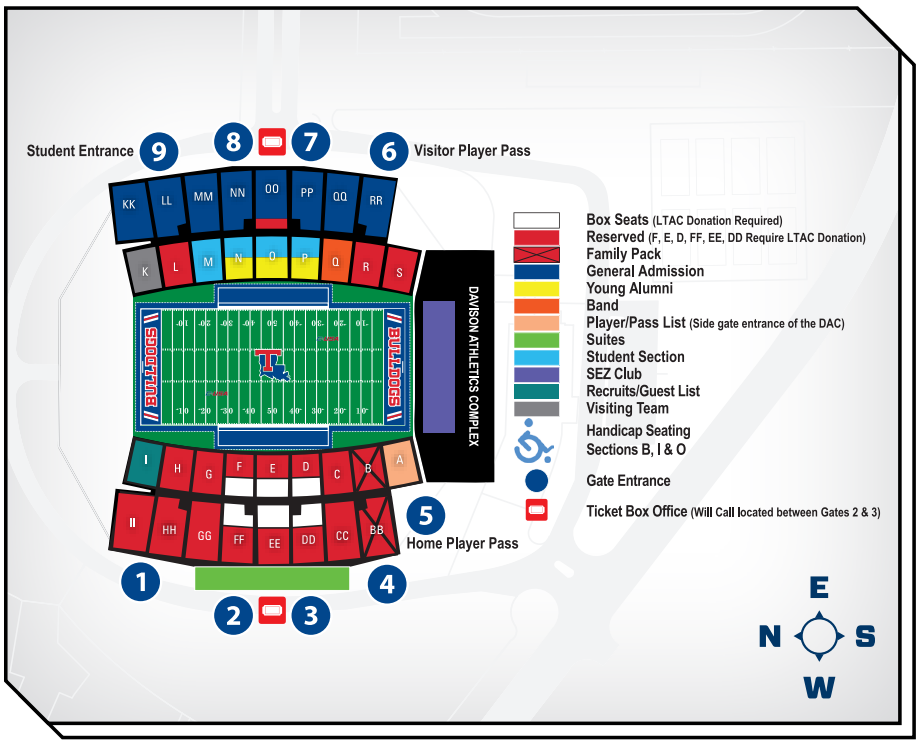

CONFERENCE USA 2018-19

Conference USA begins its 24th year in 2018-19 as it continues to compete and promote the success of its student-athletes. The league has adapted to the ever-changing landscape of collegiate athletics over nearly a quarter of a century, but the commitment to excellence, integrity, leadership and its student-athletes in competition, academics and community is unwavering.

Conference USA enjoys a far-reaching fan base with its 14 members: Charlotte, FIU, Florida Atlantic, Louisiana Tech, Marshall, Middle Tennessee, North Texas, Old Dominion, Rice, Southern Miss, UAB, UTEP, UTSA and WKU.

Debuting in 1995, Conference USA teams have combined for 109 bowl appearances in football, 108 NCAA Tournament appearances in basketball, including three Final Fours, 71 NCAA baseball appearances including six College World Series berths, 93 NCAA soccer tournament appearances including four trips to the College Cup, and 39 individual national champions in track and field and cross country.

Success is not limited to athletic achievement, however, as 231 Conference USA student-athletes have garnered Academic All-America honors, 775 have achieved academic all-district laurels and thousands of student-athletes have earned a college degree.

Conference USA sponsors competition in 19 sports – nine for men (baseball, basketball, cross country, football, golf, soccer, tennis, and indoor and outdoor track and field) and 10 for women (basketball, cross country, golf, soccer, softball, swimming and diving, tennis, indoor and outdoor track and field, and volleyball).

The league promotes the scholar-athlete ideal, honoring outstanding academic achievement with numerous conference-sponsored awards, including the Commissioner's Honor Roll and the Commissioner's Academic Medal as well as sport-specific All-Academic teams.

C-USA annually awards postgraduate scholarships, along with the Sport Academic Awards, Scholar-Athletes of the Year and the Institutional Academic Excellence Award. Additionally, Conference USA presents a Spirit of Service Award three times each year, recognizing student-athletes who excel on the field, in the classroom and give back to the community through significant service efforts and participation.

SUCCESS ON THE PLAYING FIELD

Conference USA performers have achieved great success in competition, placing the league among the top conferences in the nation.

Football
- 109 teams have earned bowl bids
- Eligible for the College Football Playoff
- Conference USA has nine bowl affiliations through the 2019 season, securing a minimum of six berths annually. Conference USA has primary bowl tie-ins with the Bad Boy Mowers Gasparilla Bowl, Bahamas Bowl, Cheribundi Tart Cherry Boca Raton Bowl, Hawai'i Bowl, New Mexico Bowl, R+L Carriers New Orleans Bowl, and Zaxby's Heart of Dallas Bowl, along with secondary arrangements with the Frisco Bowl and the Walk-On's Independence Bowl.

Men's Basketball
- 131 postseason teams (55 NCAA, 50 NIT, 13 CBI, 11 CIT, 2 LV16)
- One National Championship title game appearance
- Three Final Four teams
- Seven Elite Eight NCAA Tournament teams
- One NIT Champion and five NIT semifinalists
- 2 CBI Champions
- One CIT Champion
- Inaugural Las Vegas 16 Champion

Women's Basketball
- 53 NCAA Tournament appearances
- 63 WNIT appearances
- One Sweet 16 NCAA Tournament team
- Three WNIT semifinalists
- Two WBI Champions

Baseball
- 71 NCAA appearances
- Six College World Series appearances (2009, 2008, 2007, 2006, 2005 and 2001) • 14 Super Regional appearances
- Has produced at least four NCAA teams in 10 of the past 15 seasons

In addition to the numerous NCAA Tournament berths, C-USA has sent four men's soccer teams to the NCAA College Cup, three softball teams to the Women's College World Series and three volleyball teams to the NCAA Sweet 16. The league has also had 39 national champions in NCAA track and field competition, one national champion in diving, and numerous NCAA individual and team competitors in cross country, golf, swimming, tennis, and track and field. Overall, Conference USA teams and individuals have made more than 2,000 NCAA appearances.

SUCCESS OFF THE FIELD

C-USA institutions are among the nation's best in academic performance of student-athletes, bolstered by the fact that student-athletes at league schools have a higher graduation rate than the general student population. Among C-USA's 5,000 student-athletes, there are champions of the playing field as well. In 22 years, more than 33,000 student-athletes have been named to the Commissioner's Honor Roll or received the Commissioner's Academic Medal, indicative of outstanding achievement in the classroom.

C-USA ON TV

CUSA.TV officially launched in the Summer of 2016 making all non-televised team sports available as part of a subscription package. The site offers all events in one location so fans can watch home and away matchups of their favorite team or season long events from their favorite sport. The site showcases weekly feature stories as well as postgame interviews, players of the week highlights and other exciting content.

C-USA IN THE COMMUNITY

The conference's current footprint is concentrated with 14 members in 10 states and a combined area population of more than 30 million. With a commitment to community involvement, the conference developed several initiatives to maintain strong ties in C-USA cities, as well as with fans and alumni across the country. C-USA schools also place a priority on giving back to their communities through volunteer service with local and national organizations. Individually, student-athletes are recognized each season through the Spirit of Service award.

GOVERNANCE

Conference USA has significant representation in the NCAA governance structure. The presidents of the member institutions serve as the league's Board of Directors.

A PROUD HISTORY

Conference USA was formed in 1995 and quickly emerged as one of the nation's top conferences. The conference unveiled its name, logo and commissioner April 24, 1995, in Chicago. The league's charter members were Charlotte, Cincinnati, DePaul, Houston, Louisville, Marquette, Memphis, Saint Louis, Southern Miss, Tulane, UAB and USF. Eleven of the institutions began athletic participation in 1995, while Houston joined competition in the fall of 1996.

The league's headquarters were established in Chicago and, after nine years, relocated to the current office in Irving, Texas. Britton Banowsky was named Commissioner in October 2002, succeeding Mike Slive, the league's first Commissioner. In October 2015, Judy MacLeod became the league's third Commissioner.

C-USA added East Carolina (September, 1996) and the United States Military Academy (March, 1997) as football members. ECU began league competition in 1997; Army in 1998 and UAB began football play in 1999. The league brought in TCU and ECU (1999) for all sports and they began competition in 2001. USF started C-USA football in 2003. Marshall, Rice, SMU, Tulsa, UCF and UTEP became full-time Conference USA members for all sports in 2005.

In 2013, charter member Charlotte returned to C-USA and was joined by new members FIU, Florida Atlantic, Louisiana Tech, Middle Tennessee, North Texas, Old Dominion and UTSA. WKU joined the league on July 1, 2014.

2017 C-USA STANDINGS & AWARDS

EAST DIVISION

	C-USA							ALL GAMES					
TEAM	W-L	Pct.	H	A	Div.	Pts	Opp	W-L	Pct.	H	A	Pts	Opp
*Florida Atlantic	8-0	1.000	4-0	4-0	6-0	368	191	11-3	.786	7-1	4-2	568	318
FIU	5-3	.625	3-1	2-2	3-3	210	216	8-5	.615	5-1	3-4	333	370
Marshall	4-4	.500	2-2	2-2	4-2	206	147	8-5	.615	4-2	4-3	347	259
WKU	4-4	.500	2-2	2-2	3-3	226	233	6-7	.462	4-2	2-5	331	349
Middle Tennessee	4-4	.500	3-1	1-3	3-3	234	193	7-6	.538	4-2	3-4	332	321
Old Dominion	3-5	.375	2-2	1-3	2-4	177	265	5-7	.417	3-3	2-4	248	380
Charlotte	1-7	.125	1-3	0-4	0-6	125	251	1-11	.083	1-5	0-6	170	393

WEST DIVISION

	C-USA							ALL GAMES					
TEAM	W-L	Pct.	H	A	Div.	Pts	Opp	W-L	Pct.	H	A	Pts	Opp
North Texas	7-1	.875	4-0	3-1	6-0	293	251	9-5	.643	6-0	3-5	497	490
UAB	6-2	.750	4-0	2-2	5-1	249	175	8-5	.615	6-0	2-5	361	333
Southern Miss	6-2	.750	2-2	4-0	4-2	266	211	8-5	.615	3-3	5-2	379	318
Louisiana Tech	**4-4**	**.500**	**1-3**	**2-2**	**3-3**	**222**	**206**	**7-6**	**.538**	**3-4**	**4-2**	**396**	**330**
UTSA	3-5	.375	2-2	1-3	2-4	147	146	6-5	.545	3-2	3-3	259	187
Rice	1-7	.125	0-4	1-3	1-5	163	238	1-11	.083	0-5	1-6	195	429
UTEP	0-8	.000	0-4	0-4	0-6	83	246	0-12	.000	0-5	0-7	141	441

* - Conference USA Champion

COACH OF THE YEAR
Bill Clark, UAB

MOST VALUABLE PLAYER
Devin Singletary, RB, Florida Atlantic

OFFENSIVE PLAYER OF THE YEAR
Mason Fine, QB, North Texas

DEFENSIVE PLAYER OF THE YEAR
Marcus Davenport, DE, UTSA

SPECIAL TEAMS PLAYER OF THE YEAR
Isaiah Harper, KR, Old Dominion

CO-NEWCOMERS OF THE YEAR
Teddy Veal, WR, Louisiana Tech
Jalen Guyton, WR, North Texas

FRESHMAN OF THE YEAR
Spencer Brown, RB, UAB

FIRST TEAM ALL-CONFERENCE

OFFENSE
QB - Mason Fine, So., North Texas
RB - Devin Singletary, So., Florida Atlantic
RB - Ito Smith, Sr., Southern Miss
OL - Reggie Bain, R-Jr., Florida Atlantic
OL - Roman Fernandez, Sr., Florida Atlantic
OL - Antonyo Woods, Sr., Florida Atlantic
OL - Will Hernandez, Sr., UTEP
OL - Brandon Ray, R-Sr., WKU
TE - Ryan Yurachek, Sr., Marshall
WR - Thomas Owens, Sr., FIU
WR - Tyre Brady, R-Jr., Marshall
WR - Korey Robertson, Jr., Southern Miss

DEFENSE
DL - Jaylon Ferguson, Jr., Louisiana Tech
DL - Oshane Ximines, Jr., Old Dominion
DL - Brian Womac, Sr., Rice
DL - Marcus Davenport, Sr., UTSA
LB - Azeez Al-Shaair, Jr., Florida Atlantic
LB - Emmanuel Ellerbee, Sr., Rice
LB - Joel Iyiegbuniwe, Jr., WKU
DB - Jalen Young, Jr., Florida Atlantic
DB - Shelton Lewis, Jr., Florida Atlantic
DB - Secdrick Cooper, Sr., Louisiana Tech
DB - Darious Williams, R-Jr., UAB

SPECIAL TEAMS
K - Parker Shaunfield, Jr., Southern Miss
P - Kaare Vedvik, R-Sr., Marshall
KR - Isaiah Harper, Jr., Old Dominion
PR - Darrell Brown, So., Old Dominion
LS - Cameron Linck, GS, Louisiana Tech

SECOND TEAM ALL-CONFERENCE

OFFENSE
QB - Mike White, Gr-Sr., WKU
RB - Jefery Wilson, Sr., North Texas
RB - Spencer Brown, Fr., UAB
OL - Jordan Budwig, Sr., FIU
OL - O'Shea Dugas, Jr., Louisiana Tech
OL - Levi Brown, R-So., Marshall
OL - Devin Farrior, Sr., Southern Miss
OL - Chris Schleuger, R-Sr., UAB
TE - Harrison Bryant, So., Florida Atlantic
WR - Teddy Veal, R-Jr., Louisiana Tech
WR - Ty Lee, So., Middle Tennessee
WR - Jalen Guyton, R-So., North Texas

DEFENSE
DL - Fermin Silva, Jr., FIU
DL - Ryan Bee, Sr., Marshall
DL - Xavier Thigpen, Sr., Southern Miss
DL - Kevin Strong Jr, Jr., UTSA
LB - Anthony Wint, Sr., FIU
LB - Chase Hancock, R-Jr., Marshall
LB - Khalil Brooks, R-So., Middle Tennessee
DB - Brad Muhammad, Sr., FIU
DB - Amik Robertson, Fr., Louisiana Tech
DB - Malik Gant, R-So., Marshall
DB - Curtis Mikell, Sr., Southern Miss

SPECIAL TEAMS
K - Trevor Moore, Sr., North Texas
P - Jack Fox, Jr., Rice
KR - Keion Davis, R-Jr., Marshall
PR - Austin Trammell, Fr., Rice
LS - Matt Bayliss, Sr. UTSA

ALL-FRESHMAN TEAM

OFFENSE
QB - Steven Williams, Old Dominion
RB - Tyler King, Marshall
RB - Spencer Brown, UAB
OL - Tarik Adams, Marshall
OL - Kody Russey, Louisiana Tech
OL - Isaac Weaver, Old Dominion
OL - Arvin Fletcher, Southern Miss
OL - Tyler Witt, WKU
TE - Jordan Myers, Rice
WR - Willie Wright, Florida Atlantic
WR - Aaron Cephus, Rice

DEFENSE
DL - Leighton McCarthy, Florida Atlantic
DL - Jordan Ferguson, Middle Tennessee
DL - Jacques Turner, Southern Miss
DL - Trace Mascorro, UTEP
DL - Jaylon Haynes, UTSA
LB - Joe Ozougwu, North Texas
LB - Jordan Young, Old Dominion
LB - Racheem Boothe, Southern Miss
DB - Amik Robertson, Louisiana Tech
DB - Reed Blankenship, Middle Tennessee
DB - Joe Joe Headen, Old Dominion
DB - Devon Key, WKU

SPECIAL TEAMS
K - Jared Sackett, UTSA
P - Zac Everett, Southern Miss
KR - Bryce Singleton, FIU
PR - Austin Trammell, Rice
LS - Ben Reeder, WKU

2018 C-USA FOOTBALL CHAMPIONSHIP GAME

Conference USA will host its 14th football championship game in 2018.

The event is slated for Saturday, December 1, and will be televised by CBS Sports Network. The team with the highest league winning percentage will serve as host site for the game.

The title game will feature champions from the East and West divisions of the league. Nine different schools have hosted the first 13 championship games.

Florida Atlantic became the second school to win the championship game after going undefeated in the regular season, posting a 41-17 win over North Texas in the largest margin of victory in championship game history. WKU became just the second team in league history to win back-to-back Conference USA Football Championship Games in 2016, defeating Louisiana Tech, 58-44, in what was the highest scoring conference championship game in FBS history at the tme. In 2015, WKU became the first league school to go undefeated in C-USA play and then win the Championship Game, defeating Southern Miss, 45-28. Marshall took its first C-USA title in 2014 with a triumph over Louisiana Tech in Huntington, W. Va. In 2013, Rice won its first C-USA Football title with a victory over Marshall at Rice Stadium. Southern Miss won the 2011 C-USA Championship, when the nationally-ranked Golden Eagles defeated previously undefeated Houston on the Cougars home field. Former members East Carolina, Tulsa and UCF each won two championship games, while Houston claimed one crown.

Year Champion (C-USA Record)

2017	Florida Atlantic	(8-0)
2016	WKU	(7-1)
2015	WKU	(8-0)
2014	Marshall	(7-1)
2013	Rice	(7-1)
2012	Tulsa	(7-1)
2011	Southern Miss	(7-1)
2010	UCF	(7-1)
2009	East Carolina	(6-2)
2008	East Carolina	(6-2)
2007	UCF	(7-1)
2006	Houston	(7-1)
2005	Tulsa	(6-2)
2004	Louisville	(8-0)
2003	Southern Miss	(8-0)
2002	TCU	(6-2)
	Cincinnati	(6-2)
2001	Louisville	(6-1)
2000	Louisville	(6-1)
1999	Southern Miss	(6-0)
1998	Tulane	(6-0)
1997	Southern Miss	(6-0)
1996	Houston	(4-1)
	Southern Miss	(4-1)

C-USA FOOTBALL CHAMPIONSHIP GAME
Saturday, December 1
Time: TBA
CBS Sports Network

WEST
LOUISIANA TECH
NORTH TEXAS
RICE
SOUTHERN MISS
UAB
UTEP
UTSA

EAST
CHARLOTTE
FIU
FLORIDA ATLANTIC
MARSHALL
MIDDLE TENNESSEE
OLD DOMINION
WKU

C-USA TIEBREAKER
Home field for the C-USA Championship Game will be awarded to the team that posts the highest regular season winning percentage against conference opposition. The first tiebreaker is the winner of a head-to-head match-up. Additional tie-breakers are in place if the teams did not meet.

MEDIA CREDENTIALS
Members of the media that wish to cover the C-USA Championship game will be required to request credentials through the league's online credential application system available at conferenceusa.com/Media Center.

Details about the C-USA Championship Game will be available throughout the season on conferenceusa.com. For additional information, please contact C-USA Media Relations at 214/774-1300.

C-USA STADIUMS

Charlotte	Jerry Richardson Stadium (16,000)
FIU	Riccardo Silva Stadium (20,000)
Florida Atlantic	FAU Stadium (29,419)
Louisiana Tech	Joe Aillet Stadium (28,562)
Marshall	Joan C. Edwards Stadium (38,019)
Middle Tennessee	Johnny "Red" Floyd Stadium (30,788)
North Texas	Apogee Stadium (30,850)
Old Dominion	Foreman Field at S.B. Ballard Stadium (20,068)
Rice	Rice Stadium (47,000)
Southern Miss	M.M. Roberts Stadium (36,000)
UAB	Legion Field (72,000)
UTEP	Sun Bowl (51,500)
UTSA	Alamodome (36,582)
WKU	Houchens Industries/L.T. Smith Stadium (22.113)

C-USA BOWL OVERVIEW 2017-2019

Conference USA will have nine bowl affiliations through the 2019 season, securing a minimum of six berths annually and offering fans a number of great destinations across America and beyond.

Conference USA has agreements with two bowls in the state of Florida: the Bad Boy Mowers Gasparilla Bowl (Tampa Bay, Fla.) and the Cheribundi Tart Cherry Boca Raton Bowl, along with an agreement with the Bahamas Bowl near the coast of the Sunshine State. C-USA maintains longtime relationships with the Zaxby's Heart of Dallas Bowl and the R+L Carriers New Orleans Bowl in the central region as well as the New Mexico Bowl in the southwest and the Hawai'i Bowl in the far West.

Conference USA has secondary agreements with two bowls also located right within the league's footprint, giving teams the opportunities to participate in the Frisco Bowl in Frisco, Texas and the Walk-On's Independence Bowl in Shreveport, La.

In these bowls, Conference USA will have the opportunity to face opponents from the American Athletic, Big Ten, Mid-American, Mountain West and Sun Belt Conferences.

2018 C-USA BOWL SYNOPSIS

Conference USA has secured guaranteed commitments for six bowl spots for the 2018 season, as well as maintaining two secondary agreements. The Bahamas, Cheribundi Tart Cherry Boca Raton, Hawai'i, New Mexico, and R+L Carriers New Orleans bowls are joined by a spot in either the Bad Boy Mowers Gasparilla (Tampa Bay) and Zaxby's Heart of Dallas Bowls as the primary agreements. The Frisco Bowl in Frisco, Texas and the Walk-On's Independence Bowl in Shreveport, La., (should the ACC or SEC not be able to provide a bowl-eligible team) serve as secondary bowls. There is no set selection order among C-USA's bowl partners. Per conference regulations, all teams with seven or more wins shall be placed into conference bowls prior to any other bowl eligible teams without a winning record (i.e. 6-6 record).

As a member of the College Football Playoff, Conference USA will be a part of one of the CFP bowls if it produces the highest rated champion from among the American Athletic, C-USA, Mid-American, Mountain West and Sun Belt Conferences.

2018 BOWL AGREEMENTS:



R+L Carriers New Orleans Bowl
Date: Dec. 15 (New Orleans, Louisiana)
Opponent: Sun Belt selection
Time: 8 pm CT



New Mexico Bowl
Date: Dec. 15 (Albuquerque, N.M.)
Opponent: Mountain West
Time: 1 pm CT



Cheribundi Tart Cherry Boca Raton Bowl
Date: Dec. 18 (Boca Raton, Fla.)
Opponent: American selection
Time: 6 pm CT



***Bad Boy Mowers Gasparilla Bowl**
Date: Dec. 20 (Tampa Bay, Florida)
Opponent: American selection
Time: 7 pm CT



Bahamas Bowl
Date: Dec. 21 (Nassau, Bahamas)
Opponent: MAC selection
Time: 11:30 am CT



Hawai'i Bowl
Date: Dec. 22 (Honolulu, Hawai'i)
Opponent: Mountain West selection
Time: 9:30 pm CT



***Zaxby's Heart of Dallas Bowl**
Date: Dec. 26 (Dallas, Texas)
Opponent: Big Ten selection
Time: 12:30 pm CT



Frisco Bowl (secondary)
Date: Dec. 19 (Frisco, Texas)
Opponent: American selection
Time: 7 pm CT



Walk-On's Independence Bowl (secondary)
Date: Dec. 27 (Shreveport, La.)
Opponent: ACC or SEC selection
Time: 12:30 pm CT

COLLEGE FOOTBALL PLAYOFF

The Playoff
During the 2014-15 season, college football entered a new era when postseason playoffs began. The format is simple: top four teams, two semifinals played in bowl games, and a national championship game played in a different city each year. Each semifinal will be played during the New Year's holiday with the national championship game in prime time on a Monday night at least a week later.

The Selection Committee
A selection committee will choose the four teams for the playoff based on their performance during the regular season, including, strength of schedule, head-to-head results, championships won, and other factors. The teams will be seeded so that #1 will play #4 in one semifinal and #2 will meet #3 in the other, with the winners advancing to the national championship game.

The Rotation
The semifinals will rotate among six different bowls, extending the experience to more fans. In the years when the bowls are not hosting semifinals, the bowls will feature eight other teams in four compelling matchups.

For the 2018-19 season, the Rose Bowl Game presented by Northwestern Mutual (Jan. 1), Allstate Sugar Bowl (Jan. 1), Playstation Fiesta Bowl (Jan. 1) and Chick-fil-A Peach Bowl (Dec. 29), will host its regular bowl games, while the Goodyear Cotton Bowl (Dec. 29) and Capital One Orange Bowl (Dec. 29) will host semifinals. The College Football Championship will be held on Monday, Jan. 7 in the Bay Area (Santa Clara, California).

C-USA and the College Football Playoff
As a member of the College Football Playoff, Conference USA will be a part of one of the College Football Playoff bowls if it has the highest rated champion from among the American Athletic, C-USA, Mid-American, Mountain West and Sun Belt Conferences.

Date	Bowl	Matchup	Location	Time	Network
Dec. 15	Gildan New Mexico Bowl	C-USA vs. MWC	Albuquerque, N.M.	2 p.m.	ESPN
Dec. 15	AutoNation Cure Bowl	American vs. Sun Belt	Orlando, Fla.	2:30 p.m.	CBSSN
Dec. 15	Las Vegas Bowl	MWC vs. Pac-12	Las Vegas, Nev.	3:30 p.m.	ABC
Dec. 15	Raycom Media Camellia Bowl	MAC vs. Sun Belt	Montgomery, Ala.	5:30 p.m.	ESPN
Dec. 15	R+L Carriers New Orleans Bowl	C-USA vs. Sun Belt	New Orleans, La.	8 p.m.	ESPN
Dec. 18	Cheribundi Boca Raton Bowl	C-USA vs. American/MAC	Boca Raton, Fla.	7 p.m.	ESPN
Dec. 19	Frisco Bowl	American vs. At-Large	Frisco, Texas	8 p.m.	ESPN
Dec. 20	Bad Boy Mowers Gasparilla Bowl	American vs. ACC/C-USA	Tampa, Fla.	8 p.m.	ESPN
Dec. 21	Bahamas Bowl	C-USA vs. MAC	Nassau, Bahamas	12:30 p.m.	ESPN
Dec. 21	Famous Idaho Potato Bowl	MAC vs. MWC	Boise, Idaho	4 p.m.	ESPN
Dec. 22	Birmingham Bowl	SEC vs. American	Birmingham, Ala.	12 p.m.	ESPN
Dec. 22	Lockheed Martin Armed Forces Bowl	American vs. Big 12	Fort Worth, Texas	3:30 p.m.	ESPN
Dec. 22	Dollar General Bowl	MAC vs. Sun Belt	Mobile, Ala.	7 p.m.	ESPN
Dec. 22	Hawai'i Bowl	American vs. C-USA	Honolulu, Hawai'i	10:30 p.m.	ESPN
Dec. 26	Zaxby's Heart of Dallas Bowl	Big Ten vs. C-USA	Dallas, Texas	1:30 p.m.	ESPN
Dec. 26	Quick Lane Bowl	Big Ten vs. ACC/Notre Dame	Detroit, Mich.	5:15 p.m.	ESPN
Dec. 26	Cactus Bowl	Pac 12 vs. Big 12	Phoenix, Ariz.	9 p.m.	ESPN
Dec. 27	Walk-On's Independence Bowl	SEC vs. ACC/Notre Dame	San Diego, Calif.	1:30 p.m.	ESPN
Dec. 27	New Era Pinstripe Bowl	Big Ten vs. ACC/Notre Dame	New York, N.Y.	5:15 p.m.	ESPN
Dec. 27	Academy Sports Texas Bowl	Big 12 vs. SEC	Houston, Texas	9 p.m.	ESPN
Dec. 28	Franklin Amer. Mort. Music City Bowl	SEC vs. ACC/ND/Big Ten	Nashville, Tenn.	1:30 p.m.	ESPN
Dec. 28	Camping World Bowl	Big 12 vs. ACC/Notre Dame	Orlando, Florida	5:15 p.m.	ESPN
Dec. 28	Valero Alamo Bowl	Big 12 vs. Pac-12	San Antonio, Texas	9 p.m.	ESPN
Dec. 29	Chick-fil-A Peach Bowl	At-Large vs. At-Large (New Year's Six)	Atlanta, Ga.	12:30p.m.	ESPN
Dec. 29	Belk Bowl	ACC/Notre Dame vs. SEC	Charlotte, N.C.	12:30 p.m.	ABC
Dec. 29	NOVA Home Loans Arizona Bowl	MWC vs. Sun Belt	Tucson, Ariz.	1:00 p.m.	CBSNN
Dec. 29	Capital One Orange Bowl	Playoff Semifinal	Miami Gardens, Fla.	4/8 p.m.	ESPN
Dec. 29	Goodyear Cotton Bowl	Playoff Semifinal	Arlington, Texas	4/8 p.m.	ESPN
Dec. 31	Hyundai Sun Bowl	Pac-12 vs. ACC/Notre Dame	El Paso, Texas	12 p.m.	CBS
Dec. 31	Military Bowl	ACC/Notre Dame vs. American	Annapolis, Md.	12 p.m.	ESPN
Dec. 31	San Francisco Bowl	Pac-12 vs. Big Ten	Santa Clara, Calif.	3 p.m.	FOX
Dec. 31	AutoZone Liberty Bowl	SEC vs. Big 12	Memphis, Tenn.	3:45 p.m.	ESPN
Dec. 31	SDCCU Holiday Bowl	Pac-12 vs. Big Ten	San Diego, Calif.	7 p.m.	FS1
Dec. 31	TaxSlayer Gator Bowl	Big Ten/ACC/ND vs. SEC	Jacksonville, Fla.	7:30 p.m.	ESPN
Jan. 1	Outback Bowl	Big Ten vs. SEC	Tampa, Fla.	12 p.m.	ESPN2
Jan. 1	Citrus Bowl	ACC/Notre Dame vs. SEC	Orlando, Fla.	1 p.m.	ABC
Jan. 1	PlayStation Fiesta Bowl	At-Large vs. At-Large (New Year's Six)	Glendale, Ariz.	1 p.m.	ESPN
Jan. 1	Rose Bowl Game presented by NW Mutual	Big Ten vs. Pac-12	Pasadena, Calif.	5 p.m.	ESPN
Jan. 1	Allstate Sugar Bowl	At-Large vs. At-Large (New Year's Six)	New Orleans, La.	8:45 p.m.	ESPN
Jan. 7	National Championship Game	Semifinal Winners	Santa Clara, Calif.	8 p.m.	ESPN

All Times Eastern and Subject to Change

2017 STATISTICS

Category	TECH	OPP
SCORING	396	330
Points Per Game	30.5	25.4
Points Off Turnovers	117	51
FIRST DOWNS	281	274
Rushing	121	142
Passing	135	120
Penalty	25	12
RUSHING YARDAGE	2242	2296
Yards gained rushing	2568	2566
Yards lost rushing	326	270
Rushing Attempts	495	491
Average Per Rush	4.5	4.7
Average Per Game	172.5	176.6
TDs Rushing	22	21
PASSING YARDAGE	2997	2716
Comp-Att-Int	233-420-5	237-406-19
Average Per Pass	7.1	6.7
Average Per Catch	12.9	11.5
Average Per Game	230.5	208.9
TDs Passing	17	17
TOTAL OFFENSE	5239	5012
Total Plays	915	897
Average Per Play	5.7	5.6
Average Per Game	403.0	385.5
KICK RETURNS: #-Yards	30-668	53-1063
PUNT RETURNS: #-Yards	14-94	12-97
INT RETURNS: #-Yards	19-414	5-121
KICK RETURN AVERAGE	22.3	20.1
PUNT RETURN AVERAGE	6.7	8.1
INT RETURN AVERAGE	21.8	24.2
FUMBLES-LOST	17-10	20-9
PENALTIES-Yards	61-527	69-522
Average Per Game	40.5	40.2
PUNTS-Yards	56-2097	56-2311
Average Per Punt	37.4	41.3
Net punt average	35.4	38.9
KICKOFFS-Yards	82-4966	65-3935
Average Per Kick	60.6	60.5
Net kick average	38.8	38.3
TIME OF POSSESSION/Game	30:11	29:49
3RD-DOWN Conversions	74/182	72/174
3rd-Down Pct	41%	41%
4TH-DOWN Conversions	9/16	10/15
4th-Down Pct	56%	67%
SACKS BY-Yards	24-144	25-139
MISC YARDS	3	0
TOUCHDOWNS SCORED	46	41
FIELD GOALS-ATTEMPTS	25-33	15-23
ON-SIDE KICKS	0-0	1-1
RED-ZONE SCORES	(46-54) 85%	(30-41) 73%
RED-ZONE TOUCHDOWNS	(28-54) 52%	(20-41) 49%
PAT-ATTEMPTS	(43-46) 93%	(33-37) 89%
ATTENDANCE	142,626	151,846
Games/Avg Per Game	7/20,375	5/30,369
Neutral Site Games		1/14,419

SCORE BY QUARTERS

	1st	2nd	3rd	4th		Total
LA Tech	97	131	40	128	0	396
Opponents	70	77	104	72	7	330

RESULTS

Date	Opponent	W/L	Score	Attend
Sept. 2	NORTHWESTERN STATE	W	52-24	24,002
Sept. 9	MISSISSIPPI STATE	L	21-57	28,100
Sept. 16	at WKU*	W	23-22	16,223
Sept. 23	at South Carolina	L	16-17	71,821
Sept. 30	SOUTH ALABAMA	W	34-16	22,013
Oct. 7	at UAB*	L	22-23	27,213
Oct. 21	SOUTHERN MISS*	(OT) L	27-34	17,845
Oct. 28	at Rice*	W	42-28	19,992
Nov. 4	NORTH TEXAS*	L	23-24	18,504
Nov. 11	FLORIDA ATLANTIC*	L	23-48	16,511
Nov. 18	at UTEP*	W	42-21	16,597
Nov. 25	UTSA*	W	20-6	15,651
Dec. 20	vs. #25 SMU %	W	51-10	14,419

** - indicates Conference USA game*
% - indicates DXL Frisco Bowl (Frisco, Texas)

RUSHING

Player	GP	Att	Gain	Loss	Net	Avg	TD	Long	Avg/G
SCOTT, Boston	13	183	1097	50	1047	5.7	8	45	80.5
CRAFT, Jarred	11	119	558	26	532	4.5	3	25	48.4
SMITH, J'Mar	13	119	523	152	371	3.1	6	22	28.5
DANCY, Jaqwis	8	39	264	2	262	6.7	2	54	32.8
TUCKER, Israel	9	9	42	0	42	4.7	0	19	4.7
MCKNIGHT, K.	13	15	49	7	42	2.8	3	15	3.2
ELLIOTT, Westin	4	1	13	0	13	13.0	0	13	3.2
GAINES, Marcus	4	1	12	0	12	12.0	0	12	3.0
VEAL, Teddy	13	4	6	0	6	1.5	0	4	0.5
BONNETTE, R.	12	1	3	0	3	3.0	0	3	0.2
HARDY, Adrian	9	1	1	0	1	1.0	0	1	0.1
TEAM	4	3	0	89	-89	-29.7	0	0	-22.2
Total	**13**	**495**	**2568**	**326**	**2242**	**4.5**	**22**	**54**	**172.5**
Opponents	**13**	**491**	**2566**	**270**	**2296**	**4.7**	**21**	**59**	**176.6**

PASSING

Player	G	Effic	C-A-I	Pct	Yds	TD	Lng	Avg/G
SMITH, J'Mar	13	127.53	229-409-5	56.0	2974	16	87	228.8
ELLIOTT, Westin	4	102.58	4-9-0	44.4	23	1	10	5.8
VEAL, Teddy	13	0.00	0-1-0	0.0	0	0	0	0.0
TEAM	4	0.00	0-1-0	0.0	0	0	0	0.0
Total	**13**	**126.39**	**233-420-5**	**55.5**	**2997**	**17**	**87**	**230.5**
Opponents	**13**	**119.03**	**237-406-19**	**58.4**	**2716**	**17**	**83**	**208.9**

RECEIVING

Player	G	No.	Yds	Avg	TD	Long	Avg/G
VEAL, Teddy	13	74	950	12.8	7	44	73.1
BONNETTE, R.	12	33	582	17.6	2	87	48.5
WATTS, Marlon	12	22	319	14.5	0	82	26.6
SCOTT, Boston	13	20	181	9.1	1	32	13.9
MCKNIGHT, K.	13	19	178	9.4	2	27	13.7
HARDY, Adrian	9	18	251	13.9	1	30	27.9
CRAFT, Jarred	11	13	74	5.7	2	17	6.7
OLIVER, DeJuawn	13	8	116	14.5	1	42	8.9
GAINES, Marcus	4	5	118	23.6	0	58	29.5
POWELL, Cee Jay	12	5	37	7.4	0	10	3.1
SCOTT, George	8	5	37	7.4	0	15	4.6
COUSAR, Zach	10	3	39	13.0	1	17	3.9
DANCY, Jaqwis	8	3	26	8.7	0	18	3.2
WOODARD, J.	6	2	84	42.0	0	53	14.0
SMITH, Alfred	2	2	5	2.5	0	6	2.5
TUCKER, Israel	9	1	0	0.0	0	0	0.0
Total	**13**	**233**	**2997**	**12.9**	**17**	**87**	**230.5**
Opponents	**13**	**237**	**2716**	**11.5**	**17**	**83**	**208.9**

PUNT RETURNS

Player	No.	Yds	Avg	TD	Long
VEAL, Teddy	14	94	6.7	1	66
Total	**14**	**94**	**6.7**	**1**	**66**
Opponents	**12**	**97**	**8.1**	**1**	**46**

INTERCEPTIONS

Player	No.	Yds	Avg	TD	Long
ROBERTSON, Amik	5	141	28.2	1	61
LEWIS, Darryl	4	93	23.2	2	63
COOPER, S.	3	32	10.7	0	31
WASHINGTON, D.	2	26	13.0	0	22
SPENCER, Trey	2	37	18.5	1	37
KING, DaMarion	1	71	71.0	1	71
ROBERSON, Aaron	1	19	19.0	0	19
SNEED, L'Jarius	1	-5	-5.0	0	0
Total	**19**	**414**	**21.8**	**5**	**71**
Opponents	**5**	**121**	**24.2**	**0**	**54**

KICK RETURNS

Player	No.	Yds	Avg	TD	Long
DANCY, Jaqwis	10	308	30.8	0	65
SCOTT, Boston	10	183	18.3	0	35
BONNETTE, R.	3	49	16.3	0	22
TUCKER, Israel	3	51	17.0	0	20
POWELL, Cee Jay	2	54	27.0	0	28
HOLLY, Bobby	2	23	11.5	0	16
Total	**30**	**668**	**22.3**	**0**	**65**
Opponents	**53**	**1063**	**20.1**	**1**	**98**

FUMBLE RETURNS

Player	No.	Yds	Avg	TD	Long
KENDZIOR, Eric	1	8	8.0	0	8
OLIVER, DeJuawn	1	26	26.0	1	26
COOPER, S.	1	3	3.0	0	3
Total	**3**	**37**	**12.3**	**1**	**26**
Opponents	**2**	**106**	**53.0**	**1**	**90**

SCORING

		PATs						
Player	TD	FGs	Kick	Rush	Rcv	Pass	DXP	Saf	Pts
BARNES, J.	0	25-33	43-46	0-0	0	0-0	0	0	118
SCOTT, Boston	9	0-0	0-0	0-0	0	0-0	0	0	54
VEAL, Teddy	8	0-0	0-0	0-0	0	0-0	0	0	48
SMITH, J'Mar	6	0-0	0-0	0-0	0	0-0	0	0	36
MCKNIGHT, K.	5	0-0	0-0	0-0	0	0-0	0	0	30
CRAFT, Jarred	5	0-0	0-0	0-0	0	0-0	0	0	30
BONNETTE, R.	2	0-0	0-0	0-0	0	0-0	0	0	12
OLIVER, D.	2	0-0	0-0	0-0	0	0-0	0	0	12
DANCY, Jaqwis	2	0-0	0-0	0-0	0	0-0	0	0	12
LEWIS, Darryl	2	0-0	0-0	0-0	0	0-0	0	0	12
ROBERTSON, A.	1	0-0	0-0	0-0	0	0-0	1	0	8
HARDY, Adrian	1	0-0	0-0	0-0	0	0-0	0	0	6
COUSAR, Zach	1	0-0	0-0	0-0	0	0-0	0	0	6
KING, DaMarion	1	0-0	0-0	0-0	0	0-0	0	0	6
SPENCER, Trey	1	0-0	0-0	0-0	0	0-0	0	0	6
Total	**46**	**25-33**	**43-46**	**0-0**	**0**	**0-0**	**1**	**0**	**396**
Opponents	**41**	**15-23**	**33-37**	**1-1**	**2**	**2-3**	**0**	**0**	**330**

TOTAL OFFENSE

Player	G	Plays	Rush	Pass	Total	Avg/G
SMITH, J'Mar	13	528	371	2974	3345	257.3
SCOTT, Boston	13	183	1047	0	1047	80.5
CRAFT, Jarred	11	119	532	0	532	48.4
DANCY, Jaqwis	8	39	262	0	262	32.8
MCKNIGHT, K.	13	15	42	0	42	3.2
TUCKER, Israel	9	9	42	0	42	4.7
ELLIOTT, Westin	4	10	13	23	36	9.0
GAINES, Marcus	4	1	12	0	12	3.0
VEAL, Teddy	13	5	6	0	6	0.5
BONNETTE, R.	12	1	3	0	3	0.2
HARDY, Adrian	9	1	1	0	1	0.1
TEAM	4	4	-89	0	-89	-22.2
Total	**13**	**915**	**2242**	**2997**	**5239**	**403.0**
Opponents	**13**	**897**	**2296**	**2716**	**5012**	**385.5**

PUNTING

Player	No.	Yds	Avg	Long	TB	FC	I20	50+	Blkd
FARLOW, Brady	36	1355	37.6	55	1	15	7	2	0
DYER, Davan	19	742	39.1	52	0	8	7	3	0
TEAM	1	0	0.0	0	0	0	0	0	1
Total	**56**	**2097**	**37.4**	**55**	**1**	**23**	**14**	**5**	**1**
Opponents	**56**	**2311**	**41.3**	**55**	**2**	**22**	**19**	**7**	**0**

KICKOFFS

Player	No.	Yds	Avg	TB	OB	Retn	Net	YdLn
BARNES, J.	82	4966	60.6	29	0	-	-	-
Total	**82**	**4966**	**60.6**	**29**	**0**	**1063**	**38.8**	**26**
Opponents	**65**	**3935**	**60.5**	**31**	**2**	**668**	**38.3**	**26**

FIELD GOALS

Player	FGM-FGA	Pct	01-19	20-29	30-39	40-49	50-99	Lg	Blk
BARNES, J.	25-33	75.8	0-0	10-11	8-10	5-7	2-5	53	1

FIELD GOAL SEQUENCE

Numbers in (parentheses) indicate field goal was made.

Game	Louisiana Tech	Opponents
Northwestern State	(31),52	(26)
Mississippi State	(27),(45)	(36)
WKU	(33),(36),(21)	30
South Carolina	(33),43,(52),(25)	34,46,(31)
South Alabama	(31),43,(29)	(26),(41),(46)
UAB	(39),30	44,(27),44
USM	(23),(45),64	(45),(34),(26),(49)
Rice	-	-
North Texas	(47),(37),(35),53	(48)
Florida Atlantic	(26),26,(24),(22)	41
UTEP	-	38
UTSA	(26),(53)	25,(19),(20)
SMU	37,(28),(43),(41)	(25)

ALL-PURPOSE

Player	G	Rush	Rec	PR	KOR	IR	Tot	Avg/G
HENDERSON, C.	13	133	1535	0	805	0	2473	190.2
SCOTT, Boston	13	1047	181	0	183	0	1411	108.5
VEAL, Teddy	13	6	950	94	0	0	1050	80.8
BONNETTE, R.	12	3	582	0	49	0	634	52.8
CRAFT, Jarred	11	532	74	0	0	0	606	55.1
DANCY, Jaqwis	8	262	26	0	308	0	596	74.5
SMITH, J'Mar	13	371	0	0	0	0	371	28.5
WATTS, Marlon	12	0	319	0	0	0	319	26.6
HARDY, Adrian	9	1	251	0	0	0	252	28.0
MCKNIGHT, K.	13	42	178	0	0	0	220	16.9
ROBERTSON, Amik	13	0	0	0	0	141	141	10.8
GAINES, Marcus	4	12	118	0	0	0	130	32.5
OLIVER, DeJuawn	13	0	116	0	0	0	116	8.9
TUCKER, Israel	9	42	0	0	51	0	93	10.3
LEWIS, Darryl	13	0	0	0	0	93	93	7.2
POWELL, Cee Jay	12	0	37	0	54	0	91	7.6
WOODARD, J.	6	0	84	0	0	0	84	14.0
KING, DaMarion	13	0	0	0	0	71	71	5.5
COUSAR, Zach	10	0	39	0	0	0	39	3.9
SPENCER, Trey	12	0	0	0	0	37	37	3.1
SCOTT, George	8	0	37	0	0	0	37	4.6
COOPER, S.	12	0	0	0	0	32	32	2.7
WASHINGTON, D.	13	0	0	0	0	26	26	2.0
HOLLY, Bobby	13	0	0	0	23	0	23	1.8
ROBERSON, Aaron	12	0	0	0	0	19	19	1.6
ELLIOTT, Westin	4	13	0	0	0	0	13	3.2
SMITH, Alfred	2	0	5	0	0	0	5	2.5
SNEED, L'Jarius	11	0	0	0	0	-5	-5	-0.5
TEAM	4	-89	0	0	0	0	-89	-22.2
Total	**13**	**2242**	**2997**	**94**	**668**	**414**	**6415**	**493.5**
Opponents	**13**	**2296**	**2716**	**97**	**1063**	**121**	**6293**	**484.1**

DEFENSIVE LEADERS

			Tackles				Sacks	Pass Def			Fumbles		Blkd	
No.	Defensive Leaders	GP-GS	Solo	Ast	Total	TFL/Yds	No-Yards	Int-Yds	BrUp	QBH	Rcv-Yds	FF	Kick	Saf
33	WASHINGTON, D.	13-7	44	26	70	5.0-15	0.5-3	2-26	1	3	1-0	1	.	.
2	COOPER, S.	12-11	42	26	68	2.5-16	1.0-6	3-32	2	3	1-3	.	1	.
21	ROBERTSON, Amik	13-13	51	11	62	7.5-18	2.0-10	5-141	6	1	.	.	.	.
31	FARRIS, Russell	11-10	27	32	59	6.0-22	.	.	1	.	1-0	4	.	.
8A	KING, DaMarion	13-5	33	17	50	.	.	1-71	2	1	.	1	.	.
38	LEWIS, Darryl	13-13	30	15	45	.	.	4-93	1	1	.	.	.	.
49	BLANKENSHIP, E.	12-9	26	13	39	1.0-3	.	.	1	.	1-0	.	.	.
45	FERGUSON, J.	12-11	25	14	39	9.5-45	7.0-38	.	.	5	1-0	.	2	.
94	BRADFORD, J.	13-13	23	15	38	4.5-11	2.0-6	.	.	.	.	1	.	.
28	BALDWIN, Jordan	12-3	30	8	38	3.0-10	.	.	1	.	.	.	.	.
44	DURMAN, Brandon	7-6	18	18	36	3.0-10	1.0-6	.	.	.	.	.	.	.
95	YDARRAGA, M.	13-4	26	7	33	3.5-17	3.0-15	.	1	4	.	2	.	.
30	ROBERSON, Aaron	12-4	22	9	31	1.0-2	.	1-19	4	.	.	.	.	.
24	SNEED, L'Jarius	11-6	29	1	30	1.0-9	1.0-9	1--5	6	1	.	.	.	.
50	CANTY, Deldrick	11-11	15	12	27	4.5-30	2.5-24	.	1	3	1-0	2	.	.
35	SCOTT, Collin	13-1	14	12	26	1.0-1	.	.	.	2	.	.	.	.
96	MASON, K.	13-6	14	7	21	1.0-1	.	.	.	2	.	1	.	.
39	HOGAN, Randy	13-0	10	5	15	0.5-0	.	.	.	1	.	1	.	.
32	SPENCER, Trey	12-3	10	4	14	1.0-10	1.0-10	2-37	3	.	1-0	.	.	.
99	GARNER, K.	12-7	8	6	14	2.5-9	0.5-4	.	3	2	.	.	.	.
47	KENDZIOR, Eric	12-0	4	8	12	.	.	.	1	.	1-8	.	.	.
42	JACKSON, James	12-0	10	1	11	.	.	.	.	.	.	.	.	.
22	TUCKER, Israel	9-0	9	1	10	.	.	.	.	.	.	.	.	.
91	JOHNSON, Cedric	13-0	7	3	10	1.0-1	.	.	.	.	.	.	.	.
93	TURNER, I.	11-0	5	5	10	1.5-5	1.0-5	.	.	1	.	.	.	.
14	LEWIS, Ronald	12-0	3	5	8	.	.	.	.	.	.	1	.	.
18	HANNIBAL, Zach	10-0	5	1	6	.	.	.	.	.	.	.	.	.
90	WALLACE, C.	12-0	3	3	6	2.5-9	1.5-8	.	.	.	.	.	.	.
48	ZAYED, Alex	13-0	2	4	6	.	.	.	.	.	.	.	.	.
7	COLE, Jaiden	10-0	4	1	5	.	.	.	.	.	.	.	.	.
46	BARNETT, E.	13-0	3	2	5	.	.	.	.	.	.	.	.	.
5	SAM, Michael	2-0	2	2	4	.	.	.	.	.	.	.	.	.
85	BAKER, Willie	4-0	2	1	3	.	.	.	.	1	.	.	.	.
25	WILLIAMS, T.	8-0	2	1	3	.	.	.	.	.	.	.	.	.
8	SMITH, J'Mar	13-13	2	.	2	.	.	.	.	.	.	.	.	.
67	SPEARS, Tyler	2-0	1	.	1	.	.	.	.	.	.	.	.	.
41	HOLLY, Bobby	13-0	1	.	1	.	.	.	.	.	.	.	.	.
TM	TEAM	4-0	1	.	1	.	.	.	.	.	.	.	.	.
23	DANCY, Jaqwis	8-0	.	1	1	.	.	.	.	.	.	.	.	.
75	RODRIGUEZ, M.	13-12	1	.	1	.	.	.	.	.	.	.	.	.
34	CLEVELAND, R.	1-0	1	.	1	.	.	.	.	.	.	1	.	.
59	LINCK, Cameron	13-0	1	.	1	.	.	.	.	.	.	.	.	.
40	DUNN, Roland	1-0	.	1	1	.	.	.	.	.	.	.	.	.
65	RUSSEY, Kody	13-10	1	.	1	.	.	.	.	.	.	.	.	.
17	OLIVER, DeJuawn	13-5	.	.	.	.	.	.	.	.	1-26	.	.	.
	Total	**13-0**	**567**	**298**	**865**	**63-244**	**24-144**	**19-414**	**34**	**31**	**9-37**	**15**	**3**	**.**
	Opponents	**13-0**	**512**	**348**	**860**	**75.0-240**	**25-139**	**5-121**	**42**	**15**	**10-106**	**12**	**3**	**.**


CREATIVITY
IS THE ANSWER
CREATIVITY
IS THE ANSWER
adidas
LA TECH
www.adidas.com

SEPTEMBER 2, 2017	
NORTHWESTERN STATE	24
LOUISIANA TECH	52
JOE AILLET STADIUM • RUSTON, LA.	

RUSTON, La. - Senior Jarred Craft scored three touchdowns, including a pair of fourth quarter scores, to lead Louisiana Tech to a 52-24 victory over Northwestern State Saturday night before 24,002 fans at Joe Aillet Stadium.

After Northwestern State (0-1) scored a pair of touchdowns following LA Tech (1-0) turnovers early in the third quarter to tie the game at 24-24, the Bulldogs answered with 28 unanswered points, including 21 in the final stanza to dodge the upset bug in the opener for both teams.

"So many times as a coach, you have a tendency to look at the mistakes you make as a football team," head coach Skip Holtz said. "You get frustrated and you understand how far we have to go. But when you came into this one, when we came into this game, we talked about our youth. We talked about our inexperience. I was really worried about a lot of guys that had never played before. But I thought some guys stepped up and did some really good things, and I think there were some things that we definitely need to make a lot of improvements from week one to week two."



Craft, the senior running back from Haughton, led a potent Bulldog rushing attack with 86 yards and two touchdowns (2, 2) while adding a 17-yard scoring reception to his resume. As a team, Tech rushed for 221 yards as quarterback J'Mar Smith added 72 yards and Boston Scott tallied 55 yards. Scott also led Tech with 55 yards receiving.

"It was good," said Craft. "It was a team win. Obviously the first game, we kind of made some mistakes. Felt like we kind of started off a little bit slow but the second half we started to pick everything up and started to execute."

Northwestern State began the game with a bit of flare with a double-reverse on an 18-yard pass from Bobby Chan-Chan to quarterback J.D. Almond. Following that, the Demons quickly made a statement with a 52-yard touchdown pass from Almond to Jaylen Watson to put the visitors on the board first.

After a couple of stalled drives by both teams in the first quarter, LA Tech's offense started clicking enough to drive down the field and set up a 31-yard field goal by Jonathan Barnes, which cut Northwestern State's lead to 7-3.

From there, the fun really began for the Bulldogs, as DeJuawn Oliver recovered a Northwestern State fumble on the ensuing kickoff and returned it 21 yards for the touchdown to put LA Tech ahead, 10-7.

Special teams once again delivered for the Bulldogs later in the first half when LA Tech's defense forced a punt, which resulted in Teddy Veal's highlight-reel 71-yard punt return for a touchdown to increase Tech's lead to 17-7 over Northwestern State.

A Northwestern State field goal cut the lead to seven, but LA Tech responded with yet another big play after J'Mar Smith connected with Javonte Woodard for 53 yards before Jarred Craft punched it in for the touchdown from two yards out to give Tech a 24-10 lead before half.

Back-to-back fumbles by Tech to start the third quarter opened the door for the Demons. Northwestern State capitalized on a three-yard TD run and a 27-yard TD pass to tie the game at 24-24 with 13:05 to play in the quarter.

Following some empty possessions by both teams, Tech finally retook the lead on a nine-play, 74-yard drive that was capped by a four-yard touchdown run by red-shirt sophomore Jaqwis Dancy. It was the first career TD for Dancy, who missed all of last season after battling Stage 3 Hodgkin's lymphoma.

"The touchdown, that was very emotional," said Dancy. "I really broke down a little bit and I thanked Jesus for like everything that He did and brought me through."

Tech added three scores in the final 15 minutes, including a Craft two-yard plunge and 17-yard reception and a 36-yard strike from Smith to wide receiver Rashid Bonnette.

After losing the Conference USA MVP in quarterback Ryan Higgins and a pair of Biletnikoff semifinalists in wide receivers Trent Taylor and Carlos Henderson to the NFL, the Bulldog offense appeared to search for an identity at times.

Smith ended the night completing 18-of-35 passes for 276 yards and two scores, but looked hesitant at times in only his second career start. Despite the struggles, Tech amassed 497 yards and 52 points in the game.

Defensively, Tech forced three turnovers -- two interceptions by Dae'Von Washington and a fumble recovery by Oliver -- while also recording three sacks (Jordan Bradford, Courtney Wallace and Deldrick Canty). The Bulldogs registered six tackles for loss and six quarterback hurries on the night.

"Yeah, I always talk about giving the ball back to the offense," said Canty. "We always want to set our offense up to make plays, so our defense, we stress it a lot to always try to do our best and make sure we get three-and-out, or do our best to get a ball and make sure the offense don't score. It goes pretty good both ways."

Score by Quarters	***1***	***2***	***3***	***4***	***Score***	
Northwestern State	7	3	14	0	24	Record: (0-1)
Louisiana Tech	10	14	7	21	52	Record: (1-0)

Scoring Summary:

1st	13:27	NSU	Watson 52 yd pass from Almond (Piccione kick), 3-75 1:33, NWST 7 - LATECH 0
	03:58	TECH	BARNES, J. 31 yd field goal, 6-40 2:28, NWST 7 - LATECH 3
	03:46	TECH	OLIVER, D. 26 yd fumble recovery (BARNES, J. kick), , NWST 7 - LATECH 10
2nd	09:46	TECH	VEAL, Teddy 66 yd punt return (BARNES, J. kick), , NWST 7 - LATECH 17
	03:11	NSU	Piccione, Eric 26 yd field goal, 9-62 3:42, NWST 10 - LATECH 17
	01:02	TECH	CRAFT, Jarred 2 yd run (BARNES, J. kick), 5-77 2:09, NWST 10 - LATECH 24
3rd	14:45	NSU	Jones, Chris 3 yd run (Piccione, Eric kick), 1-3 0:15, NWST 17 - LATECH 24
	13:05	NSU	Morgan 27 yd pass from Chan-Chan (Piccione kick), 2-27 0:14, NWST 24 - LATECH 24
	00:58	TECH	DANCY, Jaqwis 4 yd run (BARNES, J. kick), 9-74 3:12, NWST 24 - LATECH 31
4th	11:39	TECH	CRAFT, Jarred 2 yd run (BARNES, J. kick), 5-47 1:47, NWST 24 - LATECH 38
	09:40	TECH	BONNETTE 36 yd pass from SMITH (BARNES kick), 1-36 0:07, NWST 24 - LATECH 45
	03:33	TECH	CRAFT 17 yd pass from SMITH (BARNES kick), 8-69 3:33, NWST 24 - LATECH 52

Team Statistics	***NSU***	***LA TECH***
FIRST DOWNS	22	22
RUSHES-YARDS (NET)	33-133	37-221
PASSING YDS (NET)	256	276
Passes Att-Comp-Int	40-20-2	35-18-0
TOTAL OFFENSE PLAYS-YARDS	73-389	72-497
Fumble Returns-Yards	1-16	1-26
Punt Returns-Yards	1-11	4-86
Kickoff Returns-Yards	6-135	5-103
Interception Returns-Yards	0-0	2-26
Punts (Number-Avg)	8-41.1	4-45.0
Fumbles-Lost	3-1	3-3
Penalties-Yards	8-54	5-50
Possession Time	32:38	27:22
Third-Down Conversions	3 of 14	7 of 15
Fourth-Down Conversions	0 of 0	0 of 1
Red-Zone Scores-Chances	2-3	5-5
Sacks By: Number-Yards	1-6	3-16

Individual Statistics

RUSHING: Northwestern State-Jones, Chris 16-60; West, Jared 5-34; Campbell, Tyrei 2-17; Almond, J.D. 6-11; Chapman, Marqui 1-10; Anderson, Stadf 1-4; Holgorsen, Clay 2-minus 3. Louisiana Tech-CRAFT, Jarred 16-86; SMITH, J'Mar 10-72; SCOTT, Boston 9-55; DANCY, Jaqwis 2-8.

PASSING: Northwestern State-Almond, J.D. 11-21-0-162; Holgorsen, Clay 7-17-2-49; Chan-Chan, Bobb 2-2-0-45. Louisiana Tech-SMITH, J'Mar 18-35-0-276.

RECEIVING: Northwestern State-Chan-Chan, Bobb 7-77; Morgan, Lucas 3-40; Bourque, Bryson 2-19; Watson, Jaylen 1-52; Adkins, Kwan 1-21; Almond, J.D. 1-18; Fuller, Chris 1-10; Anderson, Stadf 1-9; Meggs, Kalen 1-8; Jones, Chris 1-7; West, Jared 1-minus 5. Louisiana Tech-SCOTT, Boston 4-55; VEAL, Teddy 3-40; BONNETTE, R. 2-45; WATTS, Marlon 2-25; SMITH, Alfred 2-5; WOODARD, J. 1-53; HARDY, Adrian 1-18; CRAFT, Jarred 1-17; OLIVER, DeJuawn 1-9; GAINES, Marcus 1-9.

INTERCEPTIONS: Northwestern State-None. Louisiana Tech-WASHINGTON, D. 2-26.

FUMBLES: Northwestern State-West, Jared 1-0; Bell, Xavier 1-1; Almond, J.D. 1-0. Louisiana Tech-SMITH, J'Mar 2-2; BONNETTE, R. 1-1.

SACKS (UA-A): Northwestern State-Iheoma, Obinna 1-0. Louisiana Tech-BRADFORD, J. 1-0; WALLACE, C. 1-0; CANTY, Deldrick 1-0.

TACKLES (UA-A): Northwestern State-Pierotti, Nick 2-6; Guidry, Peyton 3-3; Iheoma, Obinna 3-2; Balthazor, Aust 4-0; Reed, Ryan 2-2; Krolczyk, Zak 1-3; Buhl, Chrishard 3-0; Clark, Lyn 2-1; Raymond, Darian 2-1; Prejean, Desmon 1-2; Daigle, Braylon 0-3; Thompson, Damia 2-0; Williams, Lione 1-1; Jones, Chris 1-1; Warren, Isaac 1-1; Harmon, Dannie 1-1; Bourgeois, Hayd 0-2; Littleton, D'Ro 1-0; Bluiett, Christ 1-0; Bourque, Bryson 1-0; Gray, Dez 1-0; Landry, Gavin 1-0; James, Corban 1-0; Morgan, Lucas 1-0; Johnson, Korlis 1-0; Croney, Rashaun 1-0; Sangster, Jalon 1-0; Edwards, Ian 0-1; Forde, Nicholas 0-1; Dantzler, Duke 0-1; Ford, Keith 0-1; West, Jared 0-1. Louisiana Tech-BLANKENSHIP, E. 5-1; KING, DaMarion 4-1; WASHINGTON, D. 4-1; BRADFORD, J. 1-4; LEWIS, Darryl 3-1; FARRIS, Russell 2-2; DURMAN, Brandon 2-2; HOGAN, Randy 1-3; ROBERTSON, Amik 3-0; FERGUSON, J. 2-1; WALLACE, C. 2-0; SNEED, L'Jarius 2-0; HANNIBAL, Zach 1-1; MASON, K. 1-1; JACKSON, James 1-1; SAM, Michael 1-1; BALDWIN, Jordan 1-0; ROBERSON, Aaron 1-0; SPENCER, Trey 1-0; CLEVELAND, R. 1-0; JOHNSON, Cedric 1-0; YDARRAGA, M. 1-0; TEAM 1-0; CANTY, Deldrick 1-0; SMITH, J'Mar 1-0; BAKER, Willie 0-1; SCOTT, Collin 0-1; DANCY, Jaqwis 0-1; TURNER, I. 0-1.

Stadium: Joe Aillet Stadium ***Attendance:*** 24,002
Kickoff time: 6:07 pm ***End of Game:*** 9:29 pm ***Total elapsed time:*** 3:22
Officials: Referee: Billy Williams; Umpire: Joe Nanus; Linesman: Josiah Harris; Line judge: Jeremiah Harris; Back judge: Nathan Jastram; Field judge: Carlos Guzman; Side judge: Dustin Drawhorn; Center judge: Robin DeLorenzo
Temperature: 84 ***Wind:*** N, 5mph ***Weather:*** Mostly Sunny

SEPTEMBER 9, 2017	
MISSISSIPPI STATE	57
LOUISIANA TECH	21
JOE AILLET STADIUM • RUSTON, LA.	

RUSTON, La. - Mississippi State scored 36 consecutive points during the first half thanks to a variety of Louisiana Tech mistakes as the SEC Bulldogs topped the C-USA Bulldogs 57-21 before 28,100 fans at Joe Aillet Stadium Saturday night.

The attendance marked the second largest in the history of the stadium, trailing only the 28,714 fans at LA Tech's game vs. then-NLU in 1997.

"I thought (Mississippi State) was excellent tonight," said Tech head coach Skip Holtz. "I hate the mistakes that we made. The things we did -- we shoot ourselves in the foot, which makes it very difficult to beat a very talented SEC team like Mississippi State with what they did. Just proud of the way our players competed, but certainly I've got to do a better job as a head coach, and we've got to do a better job protecting the football."



LA Tech (1-1) appeared poised to pull off an impressive win early as the Louisiana-based Bulldogs took an early 9-0 lead in the first quarter. Highlighted by a 58-yard hookup between Tech quarterback J'Mar Smith and Marcus Gaines, Tech drove inside the Mississippi State 10-yard line before stalling. Jonathan Barnes booted a 27-yard field goal with 13:21 to play in the first quarter to give the Bulldogs a 3-0 lead.

The Bulldogs from Ruston once again struck with the big play later the first when the true freshman cornerback Amik Robertson picked off Nick Fitzgerald and returned it 62 yards to the 2-yard line. A few plays later, Kam McKnight punched it in from the 1-yard line to extend LA Tech's lead. A blocked point-after attempt by Jonathan Barnes made it a 9-0 lead for Tech with 6:46 remaining in the first quarter.

On the next drive, a Mississippi State field goal cut LA Tech's lead to six, but the momentum shift followed quickly behind after Mississippi State blocked a punt and recovered for a touchdown, followed by an interception that resulted in a 17-yard drive and another six points for the Bulldogs from Starkville.

"Like I said, I thought we made mistakes," said Holtz. "We have nobody to blame but ourselves for the amount of turnovers we had, and then just some of the mistakes we made. I thought our defense competed. I thought we ran the ball, but we didn't play well on the perimeter in throwing and catching the ball."

Mississippi State added 20 points in the second quarter. A fumble recovery set up a two-play, 14-yard drive for a score and then a highlight reel 30-yard TD scamper by Nick Fitzgerald upped the advantage to 30-9. The SEC Bulldogs then drove 76-yards on 11 plays, capped by a 21-yard pass from Fitzgerald to Gabe Myles. Tech blocked the extra point and Robertson returned it the length of the field for two points to make it 36-11.

Barnes added a 45-yard field goal as the first half expired for Tech to cut the deficit to 36-14 at the half.

Any chance of a Tech comeback was doused early in the third quarter as Fitzgerald scored on a 44-yard run 33 seconds into the stanza and Jeffery Simmons returned a Smith fumble 90 yards for a score at the 9:48 mark of the third. Miss State led 50-14.

Tech had an opportunity to score early in the fourth quarter. On second down and goal to goal from the Mississippi State six-yard line, a shotgun snap sailed high over Smith's head. As both teams chased down the ball, it was accidently kicked numerous times towards the opposite end of the field. Tech finally recovered on its own seven-yard line, for a team rush loss of 87 yards.

"Like I said, it was a frustrating night for sure," said Holtz. "We lost 122 yards into the total yards on the night. If we don't have minus (87) on a snap when we get down there. We get down there another time, turn the ball over, fumble, they score with it. We get outgained by 140 yards tonight and lose 120, 87-some of them on that play."

Kylin Hill capped Miss State's scoring with a 2-yard run late in the third. Tech scored a late touchdown on a 9-yard strike from Westin Elliott to Zach Cousar with 15 seconds to play in the game.

Boston Scott rushed for 96 yards and Jarred Craft added 81 yards on the ground for Tech. However, the Bulldogs completed just 13-of-30 passes on the night for 163 yards. Gaines led the Tech receivers with 104 yards on three receptions.

"I thought our players competed," said Holtz. "I was encouraged with the way we ran the ball, and I thought our offensive line did a really nice job in having two seniors like Jarred Craft and Boston Scott."

Brandon Durman led Tech with eight tackles while Robertson added four tackles, one TFL and his first career interception.

"There are a lot of questions about this team," said Holtz. "We talked about feast or famine, and I thought we saw some of the goods tonight and saw some of the bads tonight. I keep talking about I don't know what to expect. I've got some seasoned, experienced players that I really feel good about, and I've got a lot of guys that have played in their second college football game tonight."

Score by Quarters	***1***	***2***	***3***	***4***	***Score***	
Mississippi State	16	20	21	0	57	Record: (2-0)
Louisiana Tech	9	5	0	7	21	Record: (1-1)

Scoring Summary:

1st	13:21	TECH	BARNES, J. 27 yd field goal, 7-65 1:39, MS 0 - LATECH 3
	06:46	TECH	MCKNIGHT, K. 1 yd run (BARNES, J. kick blockd), 2-2 0:43, MS 0 - LATECH 9
	05:05	MS	Tucker Day 36 yd field goal, 5-59 1:41, MS 3 - LATECH 9
	01:06	MS	Simmons 0 yd blocked punt return (Day kick), , MS 10 - LATECH 9
	00:10	MS	Thomas 17 yd pass from Fitzgerald (Day kick blockd), 1-17 0:06, MS 16 - LATECH 9
2nd	11:27	MS	Gray 6 yd pass from Fitzgerald (Day kick), 2-14 0:27, MS 23 - LATECH 9
	07:12	MS	Fitzgerald 30 yd run (Day kick), 4-75 1:07, MS 30 - LATECH 9
	00:41	MS	Myles 21 yd pass from Fitzgerald (Day kick blockd), 11-76 3:56, MS 36 - LATECH 9
	00:41	TECH	ROBERTSON, Amik PAT return, , MS 36 - LATECH 11
	00:00	TECH	BARNES, J. 45 yd field goal, 8-47 0:41, MS 36 - LATECH 14
3rd	14:27	MS	Fitzgerald 44 yd run (Christmann kick), 2-72 0:33, MS 43 - LATECH 14
	09:48	MS	Simmons 90 yd fumble recovery (Christmann kick), , MS 50 - LATECH 14
	03:24	MS	Hill 2 yd run (Christmann kick), 9-59 4:06, MS 57 - LATECH 14
4th	00:15	TECH	COUSAR 9 yd pass from ELLIOTT (BARNES kick), 15-90 6:09, MS 57 - LATECH 21

Team Statistics	***MS***	***LA TECH***
FIRST DOWNS	21	20
RUSHES-YARDS (NET)	40-327	50-152
PASSING YDS (NET)	132	163
Passes Att-Comp-Int	20-13-1	30-13-1
TOTAL OFFENSE PLAYS-YARDS	60-459	80-315
Fumble Returns-Yards	1-90	0-0
Punt Returns-Yards	3-20	0-0
Kickoff Returns-Yards	4-44	0-0
Interception Returns-Yards	1-32	1-61
Punts (Number-Avg)	3-47.7	8-34.1
Fumbles-Lost	0-0	3-2
Penalties-Yards	5-39	3-28
Possession Time	23:52	36:08
Third-Down Conversions	5 of 10	4 of 15
Fourth-Down Conversions	0 of 1	1 of 2
Red-Zone Scores-Chances	4-5	3-5
Sacks By: Number-Yards	4-25	0-0

Individual Statistics

RUSHING: Mississippi State-Nick Fitzgerald 10-111; Aeris Williams 9-107; Kylin Hill 10-62; Nick Gibson 5-15; Dontavian Lee 2-15; K. Thompson 2-11; Deddrick Thomas 1-7; TEAM 1-minus 1. Louisiana Tech-SCOTT, Boston 13-96; CRAFT, Jarred 18-81; DANCY, Jaqwis 7-45; TUCKER, Israel 3-25; MCKNIGHT, K. 1-1; SMITH, J'Mar 7-minus 9; TEAM 1-minus 87.

PASSING: Mississippi State-Nick Fitzgerald 12-18-1-124; K. Thompson 1-2-0-8. Louisiana Tech-SMITH, J'Mar 10-23-1-140; ELLIOTT, Westin 3-6-0-23; TEAM 0-1-0-0.

RECEIVING: Mississippi State-Donald Gray 4-19; Deddrick Thomas 3-20; Jordan Thomas 2-25; Aeris Williams 1-28; Gabe Myles 1-21; Jesse Jackson 1-14; Justin Johnson 1-5. Louisiana Tech-GAINES, Marcus 3-104; VEAL, Teddy 3-15; POWELL, Cee Jay 2-14; MCKNIGHT, K. 2-13; SCOTT, Boston 2-8; COUSAR, Zach 1-9.

INTERCEPTIONS: Mississippi State-Mark McLaurin 1-32. Louisiana Tech-ROBERTSON, Amik 1-61.

FUMBLES: Mississippi State-None. Louisiana Tech-SMITH, J'Mar 2-2; TEAM 1-0.

SACKS (UA-A): Mississippi State-Gerri Green 2-0; Dez Harris 1-0; Leo Lewis 0-1; Johnathan Abram 0-1. Louisiana Tech-None.

TACKLES (UA-A): Mississippi State-Mark McLaurin 6-4; Johnathan Abram 6-1; Gerri Green 2-5; Dez Harris 4-2; Jeffery Simmons 3-2; Tre Brown 3-1; C.J. Morgan 3-0; Erroll Thompson 2-1; Stephen Adegoke 2-1; Montez Sweat 2-1; Leo Lewis 1-2; J.T. Gray 1-2; Tim Washington 1-2; Fletcher Adams 1-1; Grant Harris 1-1; Kobe Jones 1-1; Brandon Bryant 1-0; Donald Gray 1-0; Willie Gay Jr. 1-0; M. Spencer 1-0; Jamal Peters 0-1; Chris Rayford 0-1; Traver Jung 0-1; Korey Charles 0-1; Kendell Jones 0-1. Louisiana Tech-DURMAN, Brandon 3-5; KING, DaMarion 3-3; CANTY, Deldrick 3-2; COOPER, S. 2-3; ROBERTSON, Amik 3-1; FARRIS, Russell 2-2; FERGUSON, J. 2-2; MASON, K. 3-0; JOHNSON, Cedric 2-1; BLANKENSHIP, E. 2-1; BRADFORD, J. 1-2; LEWIS, Ronald 1-2; ROBERSON, Aaron 1-1; SAM, Michael 1-1; WASHINGTON, D. 1-1; LEWIS, Darryl 1-1; SPENCER, Trey 1-1; RODRIGUEZ, M. 1-0; JACKSON, James 1-0; GARNER, K. 0-1; KENDZIOR, Eric 0-1; YDARRAGA, M. 0-1; SNEED, L'Jarius 0-1; SCOTT, Collin 0-1; DUNN, Roland 0-1; BALDWIN, Jordan 0-1.

Stadium: Joe Aillet Stadium ***Attendance:*** 28,100
Kickoff time: 6:32 PM ***End of Game:*** 9:58 PM ***Total elapsed time:*** 3:26
Officials: Referee: Ken Antee; Umpire: Chad Craig; Linesman: George Botsch; Line judge: Ronald Tubbs; Back judge: Sean Woodson; Field judge: Chris Cockrell; Side judge: Tony Meyer; Center judge: Bryan Baker
Temperature: 79 ***Wind:*** NE, 4mph ***Weather:*** Sunny, Clear

SEPTEMBER 16, 2017	
LOUISIANA TECH	23
WKU	22
HOUCHENS-SMITH STADIUM • BOWLING GREEN, KY.	

BOWLING GREEN, Ky. - Louisiana Tech and WKU have played some classic games during the past three years and Saturday night at Feix Field was no different.

Trailing 22-13 entering the fourth quarter, the Bulldogs defense stood tall on a numerous four quarter possessions while the LA Tech offense came up with some late big plays of its own.

Sophomore quarterback J'Mar Smith led a pair of late game scoring drives and senior Jonathan Barnes' 22-yard field goal with two seconds to play giving the Bulldogs (2-1, 1-0 C-USA) a 23-22 win over WKU, snapping the Hilltoppers 13-game home conference win streak before 16,223 fans.



"We talked about it would take 60 minutes," said Tech head coach Skip Holtz. "This game has been a three point game almost every time. This is the third time we've played in 365 days. We felt we had to come up here and find a way to win on the road. It's hard to do here. This is championship football and we found a way. No one hung their head. We threw the interception with three minutes to go, but we found a way. The defense came up with some big stops."

LA Tech opened league play on the road for the fourth straight year, the only team in C-USA that has been saddled with that burden, and found a way to pick up a huge road win in a match-up of the two teams that were the preseason picks to win the East and West Divisions.

Smith passed for 306 yards, but saved his best for last, leading a 91-yard TD drive and the game-winning 58-yard, game-winning field goal drive.

Trailing 22-13, Tech's defense got a huge stop as linebacker Brandon Durman sacked WKU quarterback Mike White on a third down and seven play, forcing a Hilltoppers punt.

The Bulldogs offense took over on its own 9-yard line with 8:14 to play. Smith then drove the Bulldogs 91-yards on eight plays, including a 38-yard hookup with Rashid Bonnette that put LA Tech on the Hilltoppers 16-yard line. Following a personal foul penalty on a targeting call against WKU linebacker Derik Overstreet moved the ball to the eight, Tech took just three more plays to score as Kam McKnight found paydirt from the 2-yard line. Barnes extra point made the score 22-20 WKU.

Tech's defense stood tall once again, forcing WKU into another three-and-out. Smith and the Bulldogs offense appeared poised for another scoring drive as Tech drove to midfield. However, it was WKU's turn to get a big stop as Smith's deep pass down the right sideline was intercepted by Josh Brown, giving the Toppers the ball with 3:31 to play.

"It's second and five with three minutes to go and we don't need a touchdown," said Holtz. "We were getting close to field goal range. I told him coming off the field to take the 5 yards, then another 5 yards. Let's work our way down and take high percentage shots. J'Mar felt he could slip it in there. It's a learning lesson for him. I felt like he grew up a little bit tonight."

WKU was only one first down away from sealing the win, but the Bulldogs defense came through again. Tech All-American defensive end Jaylon Ferguson sacked White on a third down and seven, once again forcing a WKU and giving the Dogs one last chance.

"Early it seemed like our defense couldn't get off the field," said Holtz. "I told Coach (Blake) Baker that it felt like we were playing one of the military schools with the wishbone. They just controlled the ball throwing a lot underneath. Mike White was accurate and they did a good job of protecting him. But we made adjustments and the defense came up huge for us in the fourth quarter with the game on the line. I couldn't be more proud of them."

This time Smith and Co. wouldn't come up short. Back-to-back 18-yard completions to Adrian Hardy and Teddy Veal drove Tech down to the WKU 26-yard line. Jarred Craft then picked up nine yards on the ground and a horse collar penalty on the play against the Hilltoppers took the ball to the eight.

With time running down and WKU down to one timeout, the Bulldogs handed it off twice to Craft up the middle, setting up Barnes final kick for the win.

"We ended up putting the saddle on J'Mar and for a sophomore coming in here, he never flinched," said Holtz. "He came up big. Last week he learned some great lessons. I thought he did a really good job of taking what the WKU defense gave him tonight."

WKU led 15-3 early on a pair of TDs before Smith found Bonnette for an 87-yard scoring strike, the ninth longest pass play in Bulldog history. Barnes 36-yard field goal with 21 seconds to play in the second quarter cut the WKU lead to 15-13 at the half.

Tech appeared poised to take the lead late in the third quarter when Smith found Bonnette behind the WKU secondary for an apparent TD, but the sophomore saw this one slip through his hands. Following a Tech punt, White drove the Hilltoppers 78 yards on eight plays as WKU took a 22-13 lead on a 19-yard run by Jakairi Moses.

The much-maligned Bulldog defense made the fourth quarter its own, holding WKU to a total of 18 yards on 15 offensive plays.

Bonnette led Tech with 140 yards on three catches while Veal added 78 yards on a career-high nine receptions. Craft led the Tech ground game with 81 yards on 14 carries.

Secdrick Cooper, Aaron Roberson and Durman led Tech with nine tackles each while Ferguson totaled two of Tech's four sacks in a game that saw only one total turnovers between the two teams.

Score by Quarters	***1***	***2***	***3***	***4***	***Score***	
Louisiana Tech	3	10	0	10	23	Record: (2-1,1-0)
WKU	8	7	7	0	22	Record: (1-2,0-1)

Scoring Summary:

1st	04:57	WKU	WHITE, Mike 4 yd run (YELDER, Deon rush), 11-80 4:35, LATECH 0 - WKU 8
	00:08	TECH	BARNES, J. 33 yd field goal, 11-46 4:49, LATECH 3 - WKU 8
2nd	11:29	WKU	BAKER, Quinton 3 yd run (NUSS, Ryan kick), 10-73 3:39, LATECH 3 - WKU 15
	06:28	TECH	BONNETTE 87 yd pass from SMITH (BARNES kick), 2-90 0:41, LATECH 10 - WKU 15
	00:21	TECH	BARNES, J. 36 yd field goal, 12-67 3:46, LATECH 13 - WKU 15
3rd	00:13	WKU	MOSES, Jakairi 19 yd run (NUSS, Ryan kick), 8-78 3:42, LATECH 13 - WKU 22
4th	06:08	TECH	MCKNIGHT, K. 2 yd run (BARNES, J. kick), 8-91 2:06, LATECH 20 - WKU 22
	00:02	TECH	BARNES, J. 21 yd field goal, 8-58 1:53, LATECH 23 - WKU 22

Team Statistics	***LA TECH***	***WKU***
FIRST DOWNS	20	23
RUSHES-YARDS (NET)	30-122	41-141
PASSING YDS (NET)	306	226
Passes Att-Comp-Int	39-22-1	35-25-0
TOTAL OFFENSE PLAYS-YARDS	69-428	76-367
Fumble Returns-Yards	0-0	0-0
Punt Returns-Yards	2-0	0-0
Kickoff Returns-Yards	3-59	4-75
Interception Returns-Yards	0-0	1-0
Punts (Number-Avg)	6-36.7	6-41.7
Fumbles-Lost	0-0	0-0
Penalties-Yards	3-25	3-22
Possession Time	25:59	34:01
Third-Down Conversions	7 of 15	6 of 14
Fourth-Down Conversions	0 of 0	0 of 1
Red-Zone Scores-Chances	4-4	3-4
Sacks By: Number-Yards	4-23	1-8

Individual Statistics

RUSHING: Louisiana Tech-CRAFT, Jarred 14-81; SCOTT, Boston 8-29; SMITH, J'Mar 7-10; MCKNIGHT, K. 1-2. WKU-BAKER, Quinton 19-79; TRIGG, Marquez 14-48; MOSES, Jakairi 1-19; PEARSON, J. 2-14; WHITE, Mike 5-minus 19.

PASSING: Louisiana Tech-SMITH, J'Mar 22-39-1-306. WKU-WHITE, Mike 25-35-0-226.

RECEIVING: Louisiana Tech-VEAL, Teddy 9-78; BONNETTE, R. 3-140; CRAFT, Jarred 3-13; HARDY, Adrian 2-31; WATTS, Marlon 2-22; OLIVER, DeJuawn 2-20; SCOTT, Boston 1-2. WKU-YELDER, Deon 6-54; LANE, Xavier 5-54; FANT, Nacarius 4-25; JACKSON, Lucky 3-26; TRIGG, Marquez 3-16; FOURTENBARY, K. 2-11; DEANE, Mik'Quan 1-34; ECHOLS-LUPER, C 1-6.

INTERCEPTIONS: Louisiana Tech-None. WKU-BROWN, Joe 1-0.

FUMBLES: Louisiana Tech-None. WKU-None.

SACKS (UA-A): Louisiana Tech-FERGUSON, J. 2-0; BRADFORD, J. 1-0; DURMAN, Brandon 1-0. WKU-MALONE, D. 0-1; IYIEGBUNIWE, J. 0-1.

TACKLES (UA-A): Louisiana Tech-DURMAN, Brandon 5-4; COOPER, S. 4-5; ROBERSON, Aaron 4-5; FARRIS, Russell 5-2; FERGUSON, J. 4-2; KING, DaMarion 3-2; WASHINGTON, D. 3-1; BRADFORD, J. 3-1; BLANKENSHIP, E. 1-3; ROBERTSON, Amik 2-1; LEWIS, Darryl 2-1; CANTY, Deldrick 2-1; MASON, K. 2-1; YDARRAGA, M. 2-0; BALDWIN, Jordan 2-0; SPENCER, Trey 1-1; GARNER, K. 1-0; HOLLY, Bobby 1-0; WILLIAMS, T. 1-0; COLE, Jaiden 1-0; SCOTT, Collin 0-1; KENDZIOR, Eric 0-1. WKU-KEY, Devon 5-4; WHYTE, Masai 4-3; WIGGINS, Heath 1-6; JOHNSON, L. 2-3; IYIEGBUNIWE, J. 2-3; OVERSTREET, D. 1-4; HOLT, Ben 2-2; SAYNER, Evan 0-4; JOHNSON, Chris 0-4; DARDEN, T. 2-1; KINCADE, Antwon 2-1; MALONE, D. 1-2; GREENE, Drell 0-3; FARRIS, DeAndre 2-0; GARDNER, Juwan 1-1; BROWN, Joe 1-1; BAILEY, Kyle 1-0; TOWNER, Kylen 0-1; LEWIS, Julien 0-1.

Stadium: Houchens-Smith ***Attendance:*** 16,223
Kickoff time: 6:00 pm ***End of Game:*** 9:27 ***Total elapsed time:*** 3:27
Officials: Referee: Rodney Burnette; Umpire: Sheldon Davis; Linesman: Gerry Austin; Line judge: Josh Fath; Back judge: Ivan Daniels; Field judge: Brandon Spencer; Side judge: Scott Gasaway; Center judge: Chris Burnette
Temperature: 83F ***Wind:*** E 4 mph ***Weather:*** Sunny

SEPTEMBER 23, 2017	
LOUISIANA TECH	16
SOUTH CAROLINA	17
WILLIAMS-BRICE STADIUM • COLUMBIA, S.C.	

COLUMBIA, S.C. - For the second straight week, Louisiana Tech found itself trailing late on the road against a formidable opponent -- this time in SEC country against the South Carolina Gamecocks at Williams-Brice Stadium.

And for the second straight week, sophomore quarterback J'Mar Smith led a long scoring drive that allowed Jonathan Barnes to kick a 25-yard field goal with 55 seconds to play, giving Tech a 16-14 lead.

However, the Bulldog defense which shut South Carolina off the scoreboard through the first three quarters allowed Gamecock quarterback Jake Bentley to scramble 24 yards on a third down play. Bentley then completed a 41-yard Hail Mary to Bryan Edwards, setting up the game-winning 31-yard field goal by Parker White as USC defeated Tech 17-16 before over 71,000 fans.



"I'm proud of them and the way they competed," said Tech head coach Skip Holtz. "They played a great game. We asked them to come in and play tough, both mentally and physically. They did both. To win an SEC road game is as mentally hard as it is physically. It was a hard fought game. I give USC a lot of credit. They made the plays at end that they needed to. It's a wave of emotions to go through. It's a frustrating way to lose. I'm proud of our team and the way they competed.

"We made a lot of mistakes against Mississippi State and today we got a second chance. We are improving. It's a long process and a long season. We have to take the hurt and the pain and grow from it."

Tech led 6-0 at halftime and pushed the advantage to 13-0 on a 3-yard TD pass from Smith to Teddy Veal with 8:54 to play in the third quarter. The Bulldogs appeared poised to put another stake in the hearts of USC late in the third quarter, driving inside the USC 5-yard line.

However, on a third-down and goal play, Smith tried to force a pass that was intercepted, negating the Bulldogs chance to add points to the scoreboard. USC rode the momentum of the turnover as Bentley drove the Gamecocks 97 yards on 16 plays, the final 28 yards coming on a TD strike to OrTre Smith with 11:06 to play in the game. White's extra point cut the Tech lead to 13-7.

Following a pair of three-and-outs by the Tech offense, USC took only two plays to drive 74 yards as the Gamecocks took their first lead of the game on a 35-yard scoring run by Ty'Son Williams. White's extra point gave USC a 14-13 lead with 4:52 to play.

Tech wasn't done. After a holding penalty on the ensuing kickoff pushed the Bulldogs back to the eight yard line, Smith led a 10-play, 84-yard drive capped by Barnes 25-yard boot. The drive was highlighted by a 42-yard hookup to Teddy Veal that gave the Bulldogs possession at the USC 25. Tech led 16-14 with under a minute to play.

"We got some pressure on the quarterback," said Holtz. "The scramble at end of game was just one of those things. Things like that are frustrating. I thought the defensive line played very physical. I didn't think our offensive line played very well. We had way too many unblocked hats. I didn't think we played well up front and couldn't run the ball and had to put a lot on J'Mar. Outside of one play, he played an outstanding game. For a sophomore to come into this venue and play like he did, I'm very proud of him."

With 55 seconds to play and no timeouts remaining, USC took over on its 21-yard line. Back-to-back incomplete passes set up a third down and 10 with 36 seconds remaining. Under heavy pressure, Bentley escaped the rush and scrambled 24 yards to the USC 45 yard line for a first down.

With the clock running down, Bentley then threw up a prayer into a crowd of players and Edwards outjumped a trio of LA Tech defenders, batted the ball into the air and came down with the catch, setting up the game-winning field goal.

Smith ended the game 23-of-33 for 281 yards and one score while Veal recorded career-highs with 10 catches for 110 yards and one score. Rashid Bonnette added six receptions for 94 yards.

Aaron Roberson and Russell Farris led Tech with eight tackles while DeMarion King and Brandon Durman added seven tackles.

Score by Quarters	1	2	3	4	Score	
Louisiana Tech	3	3	7	3	16	Record: (2-2)
South Carolina	0	0	0	17	17	Record: (3-1)

Scoring Summary:

1st	01:41	TECH	BARNES, J. 33 yd field goal, 14-64 7:15, LATECH 3 - SC 0
2nd	05:23	TECH	BARNES, J. 52 yd field goal, 4-7 1:43, LATECH 6 - SC 0
3rd	08:54	TECH	VEAL 3 yd pass from SMITH (BARNES kick), 12-75 6:06, LATECH 13 - SC 0
4th	11:06	SC	Smith 28 yd pass from Bentley (White kick), 16-97 7:36, LATECH 13 - SC 7
	04:52	SC	Williams 35 yd run (White kick), 2-74 0:40, LATECH 13 - SC 14
	00:55	TECH	BARNES, J. 25 yd field goal, 10-84 3:57, LATECH 16 - SC 14
	00:04	SC	White 31 yd field goal, 6-65 0:47, LATECH 16 - SC 17

Team Statistics	LA TECH	SC
FIRST DOWNS	17	23
RUSHES-YARDS (NET)	28-80	32-143
PASSING YDS (NET)	281	295
Passes Att-Comp-Int	33-23-1	35-22-1
TOTAL OFFENSE PLAYS-YARDS	61-361	67-438
Fumble Returns-Yards	0-0	0-0
Punt Returns-Yards	0-0	1-10
Kickoff Returns-Yards	2-50	2-27
Interception Returns-Yards	1-19	1-0
Punts (Number-Avg)	2-43.5	2-40.5
Fumbles-Lost	0-0	4-1
Penalties-Yards	3-18	1-15
Possession Time	30:52	29:08
Third-Down Conversions	6 of 13	8 of 14
Fourth-Down Conversions	0 of 0	1 of 1
Red-Zone Scores-Chances	3-4	1-2
Sacks By: Number-Yards	2-12	1-2

Individual Statistics

RUSHING: Louisiana Tech-CRAFT, Jarred 14-48; SCOTT, Boston 8-17; SMITH, J'Mar 5-12; MCKNIGHT, K. 1-3. South Carolina-Ty'Son Williams 13-95; Rico Dowdle 9-32; Jake Bentley 5-16; A.J. Turner 3-10; R. Davis 1-1; TEAM 1-minus 11.

PASSING: Louisiana Tech-SMITH, J'Mar 23-33-1-281. South Carolina-Jake Bentley 22-34-1-295; TEAM 0-1-0-0.

RECEIVING: Louisiana Tech-VEAL, Teddy 10-110; BONNETTE, R. 6-94; WATTS, Marlon 3-33; MCKNIGHT, K. 2-33; SCOTT, Boston 1-10; CRAFT, Jarred 1-1. South Carolina-Bryan Edwards 6-122; Hayden Hurst 3-39; A.J. Turner 3-23; OrTre Smith 2-36; R. Davis 2-23; Ty'Son Williams 2-14; Jacob August 1-14; Shi Smith 1-14; Chad Terrell 1-6; Rico Dowdle 1-4.

INTERCEPTIONS: Louisiana Tech-ROBERSON, Aaron 1-19. South Carolina-JaMarcus King 1-0.

FUMBLES: Louisiana Tech-None. South Carolina-Chris Lammons 1-0; A.J. Turner 1-0; TEAM 1-0; Ty'Son Williams 1-1.

SACKS (UA-A): Louisiana Tech-ROBERTSON, Amik 1-0; FERGUSON, J. 1-0. South Carolina-Daniel Fennell 1-0.

TACKLES (UA-A): Louisiana Tech-ROBERSON, Aaron 6-2; FARRIS, Russell 4-4; DURMAN, Brandon 5-2; KING, DaMarion 5-2; COOPER, S. 4-2; SNEED, L'Jarius 5-0; BRADFORD, J. 3-1; ROBERTSON, Amik 2-2; CANTY, Deldrick 3-0; MASON, K. 2-0; WASHINGTON, D. 2-0; BLANKENSHIP, E. 0-2; FERGUSON, J. 1-0; WILLIAMS, T. 1-0; LEWIS, Ronald 1-0; YDARRAGA, M. 0-1; LEWIS, Darryl 0-1; SCOTT, Collin 0-1. South Carolina-Skai Moore 8-4; T.J. Brunson 7-1; Chris Lammons 5-0; Rashad Fenton 4-0; J. Williams 2-2; T. Stallworth 3-0; D.J. Smith 2-1; Daniel Fennell 2-1; D.J. Wonnum 0-3; Ulric Jones 2-0; JaMarcus King 1-1; Jake Bentley 1-0; Parker White 1-0; Kobe Smith 0-1; Keir Thomas 0-1; Aaron Sterling 0-1.

Stadium: Williams-Brice Stadium ***Attendance:*** 71,821
Kickoff time: 3:33 pm ***End of Game:*** 6:37 pm ***Total elapsed time:*** 3:04
Officials: Referee: David Smith; Umpire: Johnny Hibbett; Linesman: Gary Jayroe; Line judge: Marc Bovos; Back judge: Wayne Gautney; Field judge: Andy Britton; Side judge: Richard Rooker; Center judge: Kevin Vicknair
Temperature: 89 ***Wind:*** E 4mph ***Weather:*** Partly cloudy

SEPTEMBER 30, 2017	
SOUTH ALABAMA	16
LOUISIANA TECH	34
JOE AILLET STADIUM • RUSTON, LA.	

RUSTON, La. - J'Mar Smith tossed three touchdowns and Jonathan Barnes became the program's all-time leader in made field goals leading Louisiana Tech to a 34-16 win over South Alabama before 22,013 fans at Joe Aillet Stadium Saturday night.

Smith set career-highs in completions (24), yards (317) and touchdowns, tossing scoring strikes of 40, 10 and 30 yards to three different receivers. The sophomore hit nine different receivers on a night that saw him also utilize his running ability in attacking the Jaguars defense.

Barnes' 31-yard field goal with 3:07 to play in the second quarter was the 66th of his career, moving him past former Bulldog Josh Scobee for first place in the Tech record books. He added a 29-yard field goal late in the fourth quarter that gave Tech a two score cushion.



After USA (1-4) took an early 7-0 lead on a 29-yard TD strike with 9:20 to play in the opening quarter, Tech (3-2) reeled off 17 straight points. Smith hit Teddy Veal for a 40-yard score on an out pattern that saw Veal catch the ball around the Jaguars 30-yard line before breaking two tackles and outracing the rest of the USA secondary to the end zone.

Three minutes later, Tech struck again. This time Smith rolled out of the pocket to his right and found Jarred Craft in the back right corner of the endzone on a tremendous catch for a 10-yard scoring strike. Barnes' PAT made it 14-7 with 4:18 to play in the first quarter.

On the first play of the second quarter, Barnes entered the Tech record books, connecting from 31 yards and capping a 10-play, 44-yard drive. Tech led 17-7.

"It is a W," said Tech head coach Skip Holtz. "The thing that was just, it was frustrating offensively tonight. We really got kind of out of a rhythm. It seemed like we started off so well and we were really rolling along."

After amassing 212 yards of total offense in the first quarter, the Bulldogs became stagnant, totaling just 78 total yards of offense in the second and third quarters combined. Field position also played a factor as Tech's five offensive possessions in those two quarters started on the Bulldogs own 1, 11, 12, 19 and 28-yard lines.

"In the second half, especially the third quarter it felt like we were on the edge of a cliff on our own goal line most of the third quarter," said Holtz. "And we were, most of those third downs were probably 15 plus. So penalties, dropped balls, it certainly wasn't a very clean game offensively."

Defensively, the Bulldogs bent but never broke after the initial touchdown by South Alabama in the first quarter. Tech's defensive unit surrendered just three field goals (41, 46, 26) over USA's final 11 offensive possessions. Bulldog safety Scedrick Cooper also recorded the first two interceptions of his career, including one with USA inside the Tech red zone.

"It felt great," said Cooper of the interceptions. "The first interception of my career and it was great to have two of them. We practiced hard this week. We had a different type of focus this week, and it showed at clutch times in this game. And I want to thank Coach (Blake) Baker for helping us out by having us out fighting each day and competing."

With Tech holding onto a slim 17-16 lead in the fourth quarter, Smith led the Bulldogs on a seven-play, 90-yard drive that was capped by a 30-yard scoring toss to freshman Adrian Hardy in the front right corner of the south endzone. It was the first career TD reception by Hardy, who ended the night with a career-high four receptions and a career-high 68 yards.

Following a defensive stop by Tech on USA's next possession, the Bulldogs mounted an 11-play, 77-yard drive that took 5:49 off the clock. Barnes' 29-yard field goal pushed the lead to 27-16. The drive was highlighted by a 19-yard reception by Veal, who led all Tech receivers with five catches for 88 yards.

With their back against the wall and time running out in the fourth quarter, South Alabama failed on a fourth down play from their own 27-yard line. Tech took over with 3:24 remaining and on the first play from scrimmage, Boston Scott raced up the middle untouched for a 27-yard scoring run for the final TD of the night.

Tech totaled 189 yards of total offense in the fourth quarter while the Bulldog defense held USA to only 31 yards of total offense over the final 15 minutes. In the Jaguar's final five possessions, the Bulldog defense forced four punts and a turnover on downs.

USA quarterback Cole Garvin threw for 235 yards but completed just 21-of-45 passes with two interceptions in the game. Xavier Johnson rushed for a game-high 89 yards on 12 carries for the Jaguars.

"Just so happy with the way we competed early," said USA coach Joey Jones. "We go in "at halftime, it was a close ball game, come out third quarter is nip and tuck, back and forth. The defense gave the ball to us a couple times inside the 50, and we just didn't cash in on those opportunities we had to at that time.

"In the fourth quarter they made some long drives and just kind of iced the game. But that's a very good football team we just played, probably going to win a Conference USA and there's no moral deals in here, no moral victories at all."

Scott led the Tech ground game with 76 yards on six carries while Craft added 49 yards and Smith chipped in with 37 yards.

"We knew they were coming in there and they did exactly what we thought they were going to do," said Smith. "They switched it up just a little, but we reacted in a good way. We threw the ball down the field, and got two touchdowns early. But I just wished we could have continued it throughout the game, just not had a bad quarter. But that's the game of football. You have ups and downs, and you have to find a way to dig through it and fight for the next play."

Score by Quarters	1	2	3	4	Score	
South Alabama	7	6	3	0	16	Record: (1-4)
Louisiana Tech	14	3	0	17	34	Record: (3-2)

Scoring Summary:

1st	09:20	USA	Way 29 yd pass from Garvin (Patterson kick), 3-84 1:31, USA 7 - LATECH 0
	07:17	TECH	VEAL 40 yd pass from SMITH (BARNES kick), 4-69 2:03, USA 7 - LATECH 7
	04:18	TECH	CRAFT 10 yd pass from SMITH (BARNES kick), 4-62 1:29, USA 7 - LATECH 14
2nd	14:55	TECH	BARNES, J. 31 yd field goal, 10-44 3:07, USA 7 - LATECH 17
	04:48	USA	Patterson 26 yd field goal, 10-63 4:45, USA 10 - LATECH 17
	00:00	USA	Patterson 41 yd field goal, 10-31 2:47, USA 13 - LATECH 17
3rd	05:20	USA	Patterson 46 yd field goal, 12-45 5:26, USA 16 - LATECH 17
4th	12:17	TECH	HARDY 30 yd pass from SMITH (BARNES kick), 7-90 2:34, USA 16 - LATECH 24
	04:18	TECH	BARNES, J. 29 yd field goal, 11-77 5:49, USA 16 - LATECH 27
	03:17	TECH	SCOTT, Boston 27 yd run (BARNES kick), 1-27 0:07, USA 16 - LATECH 34

Team Statistics	USA	LA TECH
FIRST DOWNS	16	26
RUSHES-YARDS (NET)	22-98	33-162
PASSING YDS (NET)	235	317
Passes Att-Comp-Int	45-21-2	39-24-0
TOTAL OFFENSE PLAYS-YARDS	67-333	72-479
Fumble Returns-Yards	0-0	0-0
Punt Returns-Yards	0-0	1-5
Kickoff Returns-Yards	3-49	4-60
Interception Returns-Yards	0-0	2-1
Punts (Number-Avg)	6-38.8	4-37.0
Fumbles-Lost	1-0	1-1
Penalties-Yards	7-45	3-11
Possession Time	27:54	32:06
Third-Down Conversions	5 of 15	2 of 11
Fourth-Down Conversions	1 of 2	1 of 1
Red-Zone Scores-Chances	1-2	3-3
Sacks By: Number-Yards	3-20	1-7

Individual Statistics

RUSHING: South Alabama-Johnson, Xavier 12-89; Minter, Tra 7-17; Garvin, Cole 3-minus 8. Louisiana Tech-SCOTT, Boston 6-76; CRAFT, Jarred 14-49; SMITH, J'Mar 11-37; MCKNIGHT, K. 1-1; TEAM 1-minus 1.

PASSING: South Alabama-Garvin, Cole 21-45-2-235. Louisiana Tech-SMITH, J'Mar 24-39-0-317.

RECEIVING: South Alabama-Way, Jamarius 5-67; Harris, Sam 5-59; Stanley, Malik 4-38; Collier,Sa'Mory 3-29; Minter, Tra 2-33; Johnson, Xavier 2-9. Louisiana Tech-VEAL, Teddy 5-88; HARDY, Adrian 4-68; WATTS, Marlon 4-56; CRAFT, Jarred 4-21; SCOTT, Boston 2-26; MCKNIGHT, K. 2-25; BONNETTE, R. 1-18; OLIVER, DeJuawn 1-12; SCOTT, George 1-3.

INTERCEPTIONS: South Alabama-None. Louisiana Tech-COOPER, S. 2-1.

FUMBLES: South Alabama-Garvin, Cole 1-0. Louisiana Tech-WATTS, Marlon 1-1.

SACKS (UA-A): South Alabama-Henderson,Chris 1-0; Turner, Tyree 0-1; Middleton, Fnss 0-1; Gipson, Jimmie 1-0. Louisiana Tech-YDARRAGA, M. 1-0.

TACKLES (UA-A): South Alabama-Lawrence, Nigel 5-3; Cole, Riley 4-3; Buggs, Malcolm 3-3; Middleton, Fnss 1-4; Barge, Bull 3-1; Reaves, Jeremy 3-1; Songy, Darrell 2-2; Fisher, Strrlng 3-0; Mills, Darian 2-1; Befort, Zach 2-1; Turner, Tyree 1-2; McWilliams, Rcl 2-0; Moore, Deonta 1-1; Daniels, DJ 1-1; Brown, Sean 1-0; Henderson,Chris 1-0; Gipson, Jimmie 1-0; Milner, Chason 1-0; Buie, Jalin 1-0; Moss, Tobias 1-0; Wayne, Jalen 0-1. Louisiana Tech-SNEED, L'Jarius 8-0; FARRIS, Russell 1-4; ROBERSON, Aaron 3-1; ROBERTSON, Amik 3-1; LEWIS, Darryl 3-1; YDARRAGA, M. 3-0; FERGUSON, J. 2-1; KING, DaMarion 1-2; COOPER, S. 1-2; WASHINGTON, D. 1-2; BLANKENSHIP, E. 1-1; MASON, K. 1-1; DURMAN, Brandon 1-1; COLE, Jaiden 1-0; BRADFORD, J. 1-0; SCOTT, Collin 1-0; HOGAN, Randy 1-0; TURNER, I. 0-1.

Stadium: Joe Aillet Stadium **Attendance:** 22,013
Kickoff time: 6:07 pm **End of Game:** 9:16 **Total elapsed time:** 3:09
Officials: Referee: Kevin Stine; Umpire: Mark Baynes; Linesman: Scott Petersen; Line judge: Dion Quinn; Back judge: Kevin Mitchell; Field judge: Grant Jackson; Side judge: Chip Shields; Center judge: Eddie Albritton
Temperature: 78 **Wind:** None **Weather:** Clear

OCTOBER 7, 2017	
LOUISIANA TECH	22
UAB	23
LEGION FIELD • BIRMINGHAM, ALA.	

BIRMINGHAM, Ala. - Jonathan Barnes' potential game-winning 29-yard field goal was blocked as time expired giving the underdog UAB Blazers a dramatic 23-22 win over Louisiana Tech at Legion Field Saturday afternoon.

"It looked like the jumper got it," said Tech head coach Skip Holtz. "On the field, it didn't look like there was a lot of penetration. They were calling their timeouts and they had a guy like 6-foot-8 out there. I told John to just sand wedge it. He didn't have to drive it. It just looked like they jumped up and made a play."

Tech (3-3, 1-1 C-USA) trailed all day. Missed tackles; costly penalties; and three missed kicks, including two extra points, were simply too much to overcome. The Bulldogs entered the game with only 17 penalties through five games. However, this day would be different.



"I don't remember (ever having this many penalties either)," said Holtz. "There were a lot of them tonight. Ten. We are averaging like three a game. I think there were some tough calls out there. I will have to see some of it on film. The taunting penalty was foolish. The late hit out of bounds. We had a holding and a couple of offsides. It's just very uncharacteristic of us."

The Bulldogs struggled from the opening kickoff. After a three-and-out by the Tech offense, the Bulldog defense saw UAB use a nine-play, 61-yard drive to take a 6-0 lead on a 3-yard run by AJ Erdely. The extra point hit the right upright and bounced away, setting the tone for a game that would be riddled by extra point issues.

Following another unproductive drive by Tech, UAB returned a Brady Farlow punt 46 yards down to the Bulldog 14-yard line. This time it took UAB only two plays as Spencer Brown took a handoff off left tackle for an 11-yard run and a 13-0 Blazers advantage.

Tech finally found some offensive rhythm on its third possession. J'Mar Smith drove Tech 76-yards on 11 plays, finding Teddy Veal for a 16-yard scoring strike in the far back corner of the end zone. Barnes extra point made it 13-7 UAB with 4:51 to play in the first quarter.

The two teams traded field goals in the second quarter. Barnes connected from 39 yards away before UAB's Nick Vogel split the uprights from 27 yards out. UAB led 16-10 at halftime.

The second half was better in some ways for the Bulldogs as the Tech defense held UAB to only seven points after intermission. However, Tech was flagged for seven second half penalties for 80 yards and yet the Bulldogs still had a chance to win.

After a scoreless third quarter, Tech finally found paydirt early in the fourth. Kameron McKnight scored on a one-yard run, capping an impressive 12-play, 85-yard drive. However, McKnight was flagged for taunting after the score, pushing the extra point back 15 yards. Barnes 35-yard attempt was wide and the game was tied at 16-16.

UAB answered, Erdely gave the Blazers a 23-16 lead on a one-yard run with 6:02 to play in the game.

Tech responded once again. This time Smith found DeJuawn Oliver for a 42-yard scoring strike with 3:32 to play. Barnes' initial attempt at the extra point was good. But an illegal procedure penalty against Tech forced a retry that Barnes pushed wide right. UAB led 23-22.

With time running down, the Tech defense stood tall, forcing a three and out. The Bulldogs took over on their own 45-yard line with 2:08 to play. Smith then completed a 19-yard pass to Veal and a 23-yard pass to Boston Scott, giving Tech the ball on the UAB 13.

After two run plays netted one yard, Tech called a timeout with three seconds to play, setting up the potential game-winner. The 29-yard attempt was blocked and the game was over.

"It's very uncharacteristic when you look at what John has done in his career," said Holtz. "He has been perfect in the final two minutes of games. He missed the longer extra point. The taunting penalty was foolish and put us back on it. We just made some mistakes as a team. It's unfortunate. I give UAB a lot of credit. They dropped eight in coverage and we struggled to run the football against a 5-man front. That's our downfall."

Smith completed 17-of-29 passes for 209 yards and two touchdowns while Veal led Tech with five catches for 74 yards and one score. Scott led the Tech ground game with 48 yards on 14 carries while Jaqwis Dancy added 44 yards on five carries.

Brown led UAB with 165 yards rushing on 25 carries while Erdely completed 21-of-32 passes for 188 yards.

Score by Quarters	1	2	3	4	Score	
Louisiana Tech	7	3	0	12	22	Record: (3-3,1-1)
UAB	13	3	0	7	23	Record: (3-2,1-1)

Scoring Summary:

1st	09:49	UAB	ERDELY 3 yd run (VOGEL kick failed), 9-61 3:41, LATECH 0 - UAB 6
	07:45	UAB	BROWN 11 yd run (VOGEL kick), 2-14 0:35, LATECH 0 - UAB 13
	04:51	TECH	VEAL 16 yd pass from SMITH (BARNES kick), 7-76 2:48, LATECH 7 - UAB 13
2nd	10:31	TECH	BARNES 39 yd field goal, 11-52 4:18, LATECH 10 - UAB 13
	06:30	UAB	VOGEL 27 yd field goal, 9-65 4:01, LATECH 10 - UAB 16
4th	13:10	TECH	MCKNIGHT 1 yd run (BARNES kick failed), 12-85 6:04, LATECH 16 - UAB 16
	06:02	UAB	ERDELY 1 yd run (VOGEL kick), 11-56 4:43, LATECH 16 - UAB 23
	03:32	TECH	OLIVER 42 yd pass from SMITH (BARNES kick failed), 7-67 2:30, LATECH 22 - UAB 23

Team Statistics	LA TECH	UAB
FIRST DOWNS	21	22
RUSHES-YARDS (NET)	34-154	36-178
PASSING YDS (NET)	209	188
Passes Att-Comp-Int	29-17-0	32-21-0
TOTAL OFFENSE PLAYS-YARDS	63-363	68-366
Fumble Returns-Yards	0-0	0-0
Punt Returns-Yards	1--1	1-46
Kickoff Returns-Yards	3-71	3-53
Interception Returns-Yards	0-0	0-0
Punts (Number-Avg)	6-40.5	3-40.7
Fumbles-Lost	1-0	1-0
Penalties-Yards	10-95	8-57
Possession Time	29:56	30:04
Third-Down Conversions	5 of 12	5 of 11
Fourth-Down Conversions	0 of 0	0 of 1
Red-Zone Scores-Chances	2-3	4-4
Sacks By: Number-Yards	1-5	2-8

Individual Statistics

RUSHING: Louisiana Tech-SCOTT, Boston 14-48; DANCY, Jaqwis 5-44; SMITH, J'Mar 8-30; CRAFT, Jarred 3-14; GAINES, Marcus 1-12; VEAL, Teddy 1-4; MCKNIGHT, K. 2-2. UAB-BROWN, S. 26-168; STEPHENS, C. 3-8; LEE, D. 1-3; ERDELY, A.J. 6-minus 1.

PASSING: Louisiana Tech-SMITH, J'Mar 17-29-0-209. UAB-ERDELY, A.J. 21-32-0-188.

RECEIVING: Louisiana Tech-VEAL, Teddy 6-78; MCKNIGHT, K. 3-10; SCOTT, George 2-20; OLIVER, DeJuawn 1-42; SCOTT, Boston 1-23; COUSAR, Zach 1-13; WATTS, Marlon 1-12; DANCY, Jaqwis 1-6; GAINES, Marcus 1-5. UAB-WILSON, A. 8-105; TURNER Jr., R. 6-46; LISA, C. 3-23; LEE, D. 1-9; NOBLE III, J. 1-7; BROWN, S. 1-2; STANLEY, L. 1-minus 4.

INTERCEPTIONS: Louisiana Tech-None. UAB-None.

FUMBLES: Louisiana Tech-DANCY, Jaqwis 1-0. UAB-ERDELY, A.J. 1-0.

SACKS (UA-A): Louisiana Tech-FERGUSON, J. 1-0. UAB-MARINO, G. 1-0; JONES, S. 1-0.

TACKLES (UA-A): Louisiana Tech-ROBERTSON, Amik 8-0; LEWIS, Darryl 5-1; FARRIS, Russell 2-4; FERGUSON, J. 4-1; BLANKENSHIP, E. 4-1; WASHINGTON, D. 3-1; SCOTT, Collin 3-1; YDARRAGA, M. 3-0; BALDWIN, Jordan 3-0; BRADFORD, J. 2-1; COOPER, S. 1-2; JACKSON, James 2-0; DURMAN, Brandon 0-2; LEWIS, Ronald 1-0; SPENCER, Trey 1-0; JOHNSON, Cedric 1-0; ROBERSON, Aaron 1-0; KING, DaMarion 0-1; KENDZIOR, Eric 0-1. UAB-MOFOR, F. 8-2; JONES, S. 8-1; THOMAS, B. 6-3; WILLIAMS, D. 5-1; MARINO, G. 2-1; MITCHELL, G. 1-2; CULVER, D. 2-0; RUSH, A. 2-0; KEELY, S. 2-0; POWELL, T. 1-1; CREWS, T. 1-1; DAWKINS, W. 1-0; WILLIAMS, D.A. 1-0; BRASHER, L. 1-0; HARRIS, B. 1-0; DIGGS, M. 1-0; THAGARD, Q. 1-0; MOLL, K. 0-1; WOOLBRIGHT, C. 0-1.

Stadium: Legion Field ***Attendance:*** 27,213
Kickoff time: 3 p.m. ***End of Game:*** 6:14 ***Total elapsed time:*** 3:14
Officials: Referee: Justin Elliott; Umpire: Dongray Johnson; Linesman: Jerry Harris; Line judge: Nick Theriot; Back judge: Chris Bynum; Field judge: Victor Sanchez; Side judge: LaShell Nelson; Center judge: James Jones
Temperature: 82 ***Wind:*** None ***Weather:*** Overcast

OCTOBER 21, 2017	
SOUTHERN MISS	34
LOUISIANA TECH	27 (2OT)
JOE AILLET STADIUM • RUSTON, LA.	

RUSTON, La. - Southern Miss rallied from 11 points down with less than four minutes to play in regulation and then got two defensive stops, including the game-clinching one in the second overtime, as the Golden Eagles downed Louisiana Tech 34-27 before 17,815 fans at Joe Aillet Stadium Saturday night.

J'Mar Smith's two-yard TD run with 4:08 to play in the game gave the Bulldogs (3-4, 1-2 C-USA) a 27-16 lead and capped an impressive five-play, 96-yard drive that was highlighted by an 82-yard reception by Marlon Watts. The score gave the Tech faithful what turned out to be a false sense of security.



"I thought that Marlon Watts made a great play over here on the sideline when we were backed up and got the ball all the way down there and then we ended up running it in," said Tech head coach Skip Holtz. "You take an 11-point lead and we just weren't able to hold on to it.

"Defensively, I thought we did some really good things, but we weren't very good on third down. We couldn't get off the field. There were a number of third and medium situations, and we just couldn't get off the field. It's just unfortunate."

Following the Smith touchdown, Southern Miss (5-2, 3-1 C-USA) drove down to the Tech 32 before Parker Shaunfield connected on a 49-yard field goal with 1:23 to play to cut the deficit to 27-19. The Bulldogs were an onside kick away from the win.

However, Tech's special teams were unable to recover the onside kick and following an unsportsmanlike conduct penalty against USM, the Golden Eagles started on their own 37 yard line with just one timeout to play. Three plays later, Keon Howard tossed a 22-yard touchdown pass to Korey Robertson with 31 seconds to play in regulation and then found Jay'Shawn Washington for the two-point conversion to send the game into overtime.

"As hard as these players work and as supportive of a fan base as we have to come out here and to play at home," said Holtz. "And I'm sure there's a message in all this, when you look at some of the way that we have lost games with South Carolina and this one and UAB. But all I know is you better have an incredible amount of resolve."

In the first overtime, Smith had a wide open Kam McKnight running a seam route on second down, but his pass was thrown flat allowing Tarvarius Moore to intercept it, ending the Bulldog possession.

Needing only a field goal to win the game, Southern Miss decided to put the ball in the air on second down. Tech freshman cornerback Amik Robertson made a game-saving play by ripping the pass away from the USM receiver for his second interception of the year.

"We got talent in that locker room, we've got some willing players that we have got to do a better job as coaches, we have got to put them in better chances to give them a chance to be successful, and we have got to have some resolve," said Holtz. "And the thing that happens sometimes when you lose, you get frustrated and but we got to keep this thing together and we just got to continue to battle."

It took Southern Miss only one play to take the lead in the second overtime period. Howard hit Robertson for a 25-yard score in the southeast corner of the endzone for the touchdown, giving the Golden Eagles their first lead of the game.

The Bulldogs got a first down on two plays to put the ball on the USM 13 yard line. However, a three-yard loss on a run play on first down and then an 11-yard loss on a sack on second down pushed the football back to the USM 27-yard line. Smith then underthrew Teddy Veal around the USM 10-yard line on third down and had the ball knocked away from him on a fourth down pass, ending the game.

"It's right up there," said Southern Miss coach Jay Hopson when asked about the wild ending. "I've been in a few wild ones, but that might have taken the cake. It's right up there at the top. I can't tell you how proud I am of the players, coaches, we just kept plugging, kept digging, and found a way when it didn't look like there was a way. And again, it's just a great team win and just amazing."

Southern Miss dominated the time of possession in the game, holding the ball for 40:52 compared to Tech's 19:08. Playing most of the game without running back Ito Smith who was injured in the first half, USM turned to the air, completing 32-of-53 passes for 301 yards and two interceptions.

USM recorded 30 first downs to Tech's 15.

Smith had a tough night at the office, completing only 11 of 28 passes for 194 yards and one interception. Marlon Watts recorded a career-high 121 yards receiving on five receptions while Teddy Veal added three catches for 56 yards.

Boston Scott registered his third career 100-yard rushing game with 11 carries for 106 yards while Jarred Craft added 10 carries for 45 yards.

Dae'Von Washington registered a career-high 14 tackles while Robertson and Jordan Baldwin each registered 10 tackles.

Score by Quarters	1	2	3	4	OT	Score	
Southern Miss	3	7	6	11	7	34	Record: (5-2,3-1)
Louisiana Tech	3	14	0	10	0	27	Record: (3-4,1-2)

Scoring Summary:

1st	09:58	TECH	BARNES 23 yd field goal, 9-86 2:59, USM 0 - LATECH 3
	00:53	USM	SHAUNFIELD 45 yd field goal, 10-44 3:46, USM 3 - LATECH 3
2nd	14:18	TECH	SCOTT, Boston 15 yd run (BARNES kick), 4-65 1:35, USM 3 - LATECH 10
	10:36	USM	SMITH, I. 23 yd pass from HOWARD (SHAUNFIELD kick), 10-78 3:42, USM 10 - LATECH 10
	02:32	TECH	LEWIS 63 yd interception return (BARNES kick), , USM 10 - LATECH 17
3rd	11:17	USM	SHAUNFIELD 34 yd field goal, 7-32 2:36, USM 13 - LATECH 17
	00:35	USM	SHAUNFIELD 26 yd field goal, 18-73 8:45, USM 16 - LATECH 17
4th	11:38	TECH	BARNES 45 yd field goal, 4-3 1:33, USM 16 - LATECH 20
	04:08	TECH	SMITH, J'Mar 2 yd run (BARNES kick), 5-96 2:02, USM 16 - LATECH 27
	01:23	USM	SHAUNFIELD 49 yd field goal, 12-43 2:45, USM 19 - LATECH 27
	00:31	USM	ROBERTSON 22 yd pass from HOWARD (WASHINGTON pass from HOWARD), 3-63 0:52, USM 27-TECH 27
OT	15:00	USM	ROBERTSON 25 yd pass from HOWARD (SHAUNFIELD kick), 1-25 0:00, USM 34-TECH 27

Team Statistics	USM	LA TECH
FIRST DOWNS	30	15
RUSHES-YARDS (NET)	45-190	34-161
PASSING YDS (NET)	301	194
Passes Att-Comp-Int	53-32-2	28-11-1
TOTAL OFFENSE PLAYS-YARDS	98-491	62-355
Fumble Returns-Yards	0-0	1-3
Punt Returns-Yards	1-4	2-13
Kickoff Returns-Yards	3-55	1-29
Interception Returns-Yards	1-54	2-73
Punts (Number-Avg)	5-45.4	6-36.7
Fumbles-Lost	1-1	2-1
Penalties-Yards	6-40	4-30
Possession Time	40:52	19:08
Third-Down Conversions	10 of 23	2 of 12
Fourth-Down Conversions	2 of 2	0 of 2
Red-Zone Scores-Chances	2-3	3-4
Sacks By: Number-Yards	2-14	0-0

Individual Statistics

RUSHING: USM-PARKS, Tez 15-77; HOWARD, Keon 13-63; SMITH, Ito 14-48; STAGGERS, A. 2-4; JONES, Isaiah 1-minus 2. Louisiana Tech-SCOTT, Boston 11-106; CRAFT, Jarred 10-45; DANCY, Jaqwis 2-9; SMITH, J'Mar 8-3; VEAL, Teddy 2-1; MCKNIGHT, K. 1-minus 3.

PASSING: USM-HOWARD, Keon 32-53-2-301. Louisiana Tech-SMITH, J'Mar 11-28-1-194.

RECEIVING: USM-ROBERTSON, K. 9-127; PARKS, Tez 5-29; STAGGERS, A. 4-38; JONES, Isaiah 4-26; SMITH, Ito 3-40; JONES, Tim 2-24; WATKINS, Quez 2-12; WASHINGTON, J. 2-3; ALLEN, Julian 1-2. Louisiana Tech-WATTS, Marlon 5-121; VEAL, Teddy 3-56; CRAFT, Jarred 2-15; BONNETTE, R. 1-2.

INTERCEPTIONS: USM-MOORE, T. 1-54. Louisiana Tech-LEWIS, Darryl 1-63; ROBERTSON, Amik 1-10.

FUMBLES: USM-PARKS, Tez 1-1. Louisiana Tech-SMITH, J'Mar 2-1.

SACKS (UA-A): USM-SCHRIMSHER, P. 1-1; RILEY, Draper 0-1. Louisiana Tech-None.

TACKLES (UA-A): USM-MOORE, T. 7-3; SCHRIMSHER, P. 2-4; DOUGLAS, Kelsey 3-2; HARRIS, L. 1-4; ARMSTRONG, C. 4-0; SANGSTER, J. 2-2; BOOTHE, R. 0-4; MITCHELL, R. 2-1; WILLIAMS, Jr.,K 2-1; THIGPEN, Xavier 1-2; LANDRY, Delmond 1-1; RILEY, Draper 0-2; CRAYTON, Rod 1-0; BOURGEOIS, B. 1-0; SMITH, Demarrio 1-0; APPLEWHITE, J. 1-0; MIKELL, Curtis 0-1; WATKINS, Quez 0-1; COLLINS, Trae 0-1; WASHINGTON, J. 0-1. Louisiana Tech-WASHINGTON, D. 5-9; ROBERTSON, Amik 9-1; BALDWIN, Jordan 8-2; FERGUSON, J. 5-3; SCOTT, Collin 2-6; BRADFORD, J. 4-3; BLANKENSHIP, E. 4-2; CANTY, Deldrick 2-3; DURMAN, Brandon 2-2; COOPER, S. 2-2; ROBERSON, Aaron 3-0; YDARRAGA, M. 2-1; KING, DaMarion 2-1; GARNER, K. 2-0; JACKSON, James 2-0; JOHNSON, Cedric 1-1; HOGAN, Randy 0-2; ZAYED, Alex 0-2; MASON, K. 1-0; SMITH, J'Mar 1-0; SPENCER, Trey 1-0; KENDZIOR, Eric 0-1; LEWIS, Ronald 0-1.

Stadium: Joe Aillet Stadium ***Attendance:*** 17,845
Kickoff time: 6:06 pm ***End of Game:*** 10:43 pm ***Total elapsed time:*** 3:47
Officials: Referee: Ken Antee; Umpire: Chad Craig; Linesman: George Botsch; Line judge: Ronald Tubbs; Back judge: Sean Woodson; Field judge: Chris Cockrell; Side judge: Tony Meyer; Center judge: Bryan Baker
Temperature: 80 ***Wind:*** SE, 15mph ***Weather:*** Cloudy

OCTOBER 28, 2017	
LOUISIANA TECH	42
RICE	28
RICE STADIUM • HOUSTON, TEXAS	

HOUSTON - Louisiana Tech found itself in familiar territory Saturday afternoon at Rice Stadium. However, this time they wrote a different ending to the script.

With the game tied at 28-28 and less than two minutes to play, sophomore quarterback J'Mar Smith led the Bulldogs on an 11-play, 75 yard drive that was capped by a two-yard TD run by Boston Scott for the eventual game winner. LA Tech went on to defeat the Rice Owls, 42-28, on Saturday afternoon in Houston.

"There was never any panic," said Tech head coach Skip Holtz. "We were frustrated that we couldn't make some adjustments defensively to handle the hand sweep. We didn't get the ball very much in the second half. I thought they did a really good job of running the ball and controlling the ball in the second half. Those are things we are going to have to look at defensively.



"Once we made them more one dimensional late and the running game was gone, the defense stepped up and not only got the ball back but put some points on the board. There were some positives in this game. It wasn't perfect or ideal with all the injuries we have with both linebackers being out. (Secdrick) Coop(er) ended up moving down and playing a little bit of linebacker today. (Joshua) Outlaw and (Gewhite) Stallworth were both out on the o-line and O'Shea Dugas went out and played some offensive tackle today. I thought some guys stepped up and did some great things.

Smith completed some key passes during the drive but his biggest play came by way of a nine-yard scramble on third down and eight on the Tech 27-yard line kept the drive alive.

Scott capped an impressive day -- 87 yards rushing and three touchdowns -- with a 2-yard touchdown run with exactly one minute to play to give Tech a 35-28 lead. Scott picked up 37 yards on the ground on the final drive, including a 21-yard rush off tackle that put the Bulldogs (4-4, 2-2 C-USA) on the Owls 2-yard line.

Despite a solid first two quarters, the Tech defense struggled the entire second half ... until the final 60 seconds. After allowing Rice to score on its first three possessions of the second half, including the game-tying 51-yard TD pass on a fourth down and 13-play with 4:33 remaining, the Bulldogs defense closed the door with a pair of interceptions following Scott's go-ahead TD.

Trey Spencer put the nail in the proverbial coffin with a 36-yard interception return for a TD of a Sam Glaesmann pass with 36 second to play, giving the Bulldogs a 42-28 lead. Darryl Lewis then put the coffin in the ground with his second interception of the season in the Tech end zone with nine seconds remaining.

"There were a lot of positive things," said Holtz. "We came in here and found a way to get a win with a bunch of injuries on this team. Offensively we needed a drive late and we got it; we needed a stop defensively late and we got it. We found a way to finish the game."

As has been the case all season for the Bulldogs, the win didn't come easy. And for the fifth time in its last six games, the game wasn't decided until the final minute. But this one belonged to the Bulldogs.

Following a pair of tough, emotional losses on the road against UAB and at home against Southern Miss in its last two games, the Bulldogs dug deep to thwart the Rice upset bid. The Owls entered the game as big underdogs sporting a 1-6 record and early on it didn't look promising as Tech built a 21-7 halftime advantage.

Scott scored on a 5-yard run in the first quarter and a six-yard run in the second before McKnight made a diving grab on a 5-yard TD score from Smith late in the half. Rice's only first half touchdown came on Gaesmann's 1-yard run midway through the second quarter.

However, Rice came out of halftime and went to work on the ground. The Owls drove 67 yards on 11 plays -- all rushing attempts -- to score with 8:43 to play in the third quarter, cutting the Tech advantage to 21-14. The Bulldogs countered as Craft capped a 12-play, 75-yard drive with a 4-yard run to push the lead back to 28-14 with 2:03 to play in the third.

After a Will Phillips' 8-yard run early in the fourth pulled the Owls to within 28-21, the Rice defense forced a punt by Tech. The Owls had a chance to tie starting on its own 17.

Rice drove to midfield before the Tech defense stood tall, forcing a fourth down and 13 with just over four minutes to play. The Owls went for it and struck gold as Gaesmann hit Aaron Cephus on a deep crossing pattern and Cephus went untouched 51-yards for the tying TD. Rice rushed the ball 27 times for 168 yards in the second half.

The momentum was clearly on the Owl's side.

And despite a subpar performance a week ago, Smith did what he has done time after time this season -- he gave the Bulldogs a chance to win.

"He played really well," said Holtz. "There defensive front did a good job when we were struggling with any type of consistency in the running game. We put the ball in J'Mar's hands and I really thought he made good decisions. He protected the ball. He ran for some critical first downs. He was patient. He saw the field really well. He didn't turn the ball over. He competed differently from a week ago when he wasn't playing with that confidence. When he plays with confidence he has a lot of intangible traits that make him a really good quarterback. I thought he played really well today."

Smith completed 21-of-32 passes for 237 yards and one score, including a career-high 11 for 118 yards to his main man Teddy Veal. Smith also rushed eight times for 27 yards, including the crucial 9-yard scamper on third down early in the game-winning drive.

In addition to Scott's big day on the ground, Craft added 67 yards and one score on 13 carries as Tech rushed for 180 yards on the day. It was Craft's first rushing TD since the season opener against Northwestern State.

Defensively, the Bulldogs recorded a season-high four turnovers, including three interceptions (L'Jarius Sneed recorded his first interception of the season late in the second quarter). Secdrick Cooper led Tech with eight tackles while Amik Robertson added six tackles, including one sack.

"It feels like we kind of limped in here," said Holtz. "Rice is in the same boat with a lot of injuries. The Best thing for this program was not to second guess and over analyze too much with some close losses. We needed to go on the road and find a way to get a win and that's what we did today."

Score by Quarters	1	2	3	4	Score	
Louisiana Tech	7	14	7	14	42	Record: (4-4,2-2)
Rice	0	7	7	14	28	Record: (1-7,1-3)

Scoring Summary:

1st	04:15	TECH	SCOTT, Boston 5 yd run (BARNES kick), 7-59 3:07, LATECH 7 - RICE 0
2nd	13:08	TECH	SCOTT, Boston 6 yd run (BARNES kick), 10-76 4:34, LATECH 14 - RICE 0
	10:17	RICE	GLAESMANN 1 yd run (HARRISON kick), 6-80 2:51, LATECH 14 - RICE 7
	03:38	TECH	MCKNIGHT 5 yd pass from SMITH (BARNES kick), 6-38 3:21, LATECH 21 - RICE 7
3rd	08:43	RICE	GLAESMANN 4 yd run (HARRISON kick), 11-67 6:17, LATECH 21 - RICE 14
	02:03	TECH	CRAFT 4 yd run (BARNES kick), 12-75 6:40, LATECH 28 - RICE 14
4th	14:03	RICE	PHILLIPS 8 yd run (HARRISON kick), 7-61 3:00, LATECH 28 - RICE 21
	04:33	RICE	CEPHUS 51 yd pass from GLAESMANN (HARRISON kick), 11-83 5:51, TECH 28-RICE 28
	01:00	TECH	SCOTT, Boston 2 yd run (BARNES kick), 11-75 3:33, LATECH 35 - RICE 28
	00:36	TECH	SPENCER 37 yd interception return (BARNES kick), , LATECH 42 - RICE 28

Team Statistics	LA TECH	RICE
FIRST DOWNS	24	19
RUSHES-YARDS (NET)	39-180	46-247
PASSING YDS (NET)	237	187
Passes Att-Comp-Int	32-21-0	17-7-3
TOTAL OFFENSE PLAYS-YARDS	71-417	63-434
Fumble Returns-Yards	0-0	0-0
Punt Returns-Yards	1-0	0-0
Kickoff Returns-Yards	1-23	5-73
Interception Returns-Yards	3-32	0-0
Punts (Number-Avg)	4-39.0	3-41.0
Fumbles-Lost	0-0	1-1
Penalties-Yards	4-25	5-49
Possession Time	31:21	28:39
Third-Down Conversions	5 of 11	5 of 10
Fourth-Down Conversions	1 of 1	1 of 1
Red-Zone Scores-Chances	5-5	3-3
Sacks By: Number-Yards	1-3	2-12

Individual Statistics

RUSHING: LA Tech-SCOTT, Boston 17-87; CRAFT, Jarred 13-67; SMITH, J'Mar 8-27; TEAM 1-minus 1. Rice-GLAESMANN, Sam 13-68; MYERS, Jordan 10-47; MONTGOMERY, C. 4-42; WALTER, Austin 7-36; ELLERBE, N. 6-26; GRANSON, Kylen 1-12; ESUKPA, E. 4-8; PHILLIPS, Will 1-8.

PASSING: LA Tech-SMITH, J'Mar 21-32-0-237. Rice-GLAESMANN, Sam 7-16-2-187; TYNER, Jackson 0-1-1-0.

RECEIVING: LA Tech-VEAL, Teddy 11-118; WATTS, Marlon 3-38; MCKNIGHT, K. 3-24; WOODARD, J. 1-31; OLIVER, DeJuawn 1-16; POWELL, Cee Jay 1-10; CRAFT, Jarred 1-0. Rice-CEPHUS, Aaron 2-75; GRANSON, Kylen 2-73; WALTER, Austin 2-9; SMITH, Parker 1-30.

INTERCEPTIONS: LA Tech-SPENCER, Trey 1-37; LEWIS, Darryl 1-0; SNEED, L'Jarius 1-minus 5. Rice-None.

FUMBLES: LA Tech-None. Rice-GLAESMANN, Sam 1-1.

SACKS (UA-A): LA Tech-ROBERTSON, Amik 1-0. Rice-WILKINS, Roe 1-0; GORDON, Preston 1-0.

TACKLES (UA-A): LA Tech-COOPER, S. 7-1; ROBERTSON, Amik 6-0; WASHINGTON, D. 4-1; KING, DaMarion 4-0; YDARRAGA, M. 4-0; BLANKENSHIP, E. 3-1; LEWIS, Darryl 3-1; KENDZIOR, Eric 2-0; HOGAN, Randy 2-0; CANTY, Deldrick 2-0; ZAYED, Alex 1-1; HANNIBAL, Zach 1-0; TUCKER, Israel 1-0; BALDWIN, Jordan 1-0; SCOTT, Collin 1-0; JOHNSON, Cedric 1-0; TURNER, I. 1-0; BRADFORD, J. 1-0; SNEED, L'Jarius 1-0; SPENCER, Trey 1-0; BARNETT, E. 0-1. Rice-ELLERBEE, E. 10-3; WHITE, Destri 5-2; CLARK, Jorian 4-3; ABERCRUMBIA, Z. 5-0; IBE, J.T. 2-2; BERTRAND, C. 1-3; WOMAC, Brian 2-0; GORDON, Preston 2-0; BICKHAM, Justin 2-0; WILKINS, Roe 2-0; WRIGHT, Brady 2-0; HANUSA, Parker 1-1; EKPE, Anthony 1-0; ADAMS, Myles 1-0; NYAKWOL, George 1-0; URETSKY, Nick 1-0; ELLERBE, N. 1-0; ESUKPA, E. 1-0; NEWSOME, D. 1-0; DOUGLAS, B. 1-0; ELLIS, D Angelo 1-0.

Stadium: Rice Stadium **Attendance:** 19,992
Kickoff time: 2:30 pm **End of Game:** 5:29 pm **Total elapsed time:** 2:59
Officials: Referee: Dan Gautreaux; Umpire: Ben Young; Linesman: Maia Chaka; Line judge: Thomas Eaton; Back judge: Larry C Neal Jr; Field judge: Lark Jones; Side judge: Justin Larrew; Center judge: Kevin Randall
Temperature: 58 **Wind:** N, 15mph **Weather:** Cool, partly cloudy

NOVEMBER 4, 2017	
NORTH TEXAS	24
LOUISIANA TECH	23
JOE AILLET STADIUM • RUSTON, LA.	

RUSTON, La. – North Texas running back Jeffrey Wilson scored the go-ahead touchdown with 6:04 to play and Louisiana Tech kicker Jonathan Barnes' 53-yard field goal attempt with 2:39 to play missed wide left as the Mean Green spoiled the Bulldogs homecoming 24-23 before 18,504 fans at Joe Aillet Stadium Saturday afternoon.

The loss was the third one-point loss of the season for the Bulldogs and marked the seventh straight game that Louisiana Tech (4-5, 2-3 C-USA) has found itself in a one possession game with four and a half minutes to play in the game. Tech is 3-4 on those games with three one-point losses and one double overtime loss.



"To have the lead, it was -- it's hard," said Tech head coach Skip Holtz. "I mean, it's hard, I know, for the players. It's hard for the coaches. It's hard for our fans. It's hard for the alumni, the administration, to watch it all be so close and not be able to get it done."

Tech led 17-10 at the half behind touchdown runs by Boston Scott and J'Mar Smith. In fact the Bulldogs held a 17-7 advantage before North Texas drove 44 yards on six plays over the final 39 seconds of the half to kick a 48-yard field goal and cut it to a one possession game.

The Mean Green (6-3, 5-1 C-USA) used that momentum coming out for the second half. After forcing a three-and-out by the Tech offense to start the third quarter, North Texas drove 53 yards on six plays and tied the game at 17-17 on a 22-yard pass from Mason Fine to Rico Bussey.

Tech's second half offensive struggles continued as the Bulldogs mustered only two field goals. A 37-yard boot with 6:50 to play in the third gave Tech a 20-17 lead and then a 35-yarder with 13:35 to play in the fourth quarter upped the Bulldog advantage to 23-17. However, the inability to get into the end zone in the second half came back to haunt Tech.

"Defensively, we did so many good things in this game," said Holtz. "We did so many good things. And we were able to get off the field. But, yeah, it's frustrating when the games on the line and you've got a lead that we're not able to protect it. It's also frustrating to have the opportunity as an offense from the 40-yard line, where you've got first and 10, and not be able to make a first down or get yourself in a little closer field goal range. The offense had their opportunities in this game. But certainly the offense can't point their finger at the defense, and the defense had a lead when they stepped onto the field in the fourth quarter. And they couldn't protect it."

Leading 23-17 in the fourth, the Bulldogs defense forced a North Texas punt. Tech took over on its own 22 yard line with 11:10 to play with an opportunity to push the lead to two possessions. A costly holding penalty on second down put Tech behind the chains and the Bulldogs were eventually forced to punt.

"We don't want to set up field goals," said Smith. "We knew coming into this game that we had to score points, and the biggest way to score points is scoring touchdowns. Field goals, it can help but it can hurt you at the same time because we score a field goal, they get a touchdown, we're down. So whenever we get in the red zone we have to put the ball in the end zone. We've got to find a way to put the ball in the end zone, run the draw, trick plays, it doesn't matter."

North Texas capitalized. The Mean Green drove 78 yards on nine plays, including a two-yard run on fourth down and one from its own 31-yard line, as Wilson went untouched into the end zone from 14 yards out to tie the game at 23-23. The extra point gave NT a 24-23 lead.

"On the road, I almost did it the one before on fourth-and-two," said North Texas head coach Seth Littrell on the fourth down conversion. "And felt like we could have made it, maybe pinned them deep, have a shot at field position. At that point in the game I just didn't want them to get the ball back. I felt like that was our time to go. It was kind of a gut call, gut feeling. And it worked out good."

As he has done time after time this season, Smith led the Bulldogs into possession to take the lead. Tech drove to the NT 34-yard line but two incomplete passes into the end zone and a two-yard loss on a Jarred Craft delayed handoff on second down forced Barnes to try the go-ahead FG from 53 yards out. It sailed wide left, giving NT the ball with 2:39 to play.

Tech wouldn't see the ball again as Wilson picked up a pair of first downs on the ground to run out the clock.

The Bulldogs rushed for 147 yards in the game, but only 38 came after halftime, as Scott led Tech with 64 yards on 16 carries. Smith completed 16-of-28 passes for 168 yards and no interceptions. Rashid Bonnette caught six passes for 77 yards while Veal added six catches for 50 yards.

Wilson led North Texas with 165 yards and two scores on 20 carries. Fine was 22-of-36 for 203 yards and one touchdown and one interception. Jordan Baldwin and Dae'Von Washington led Tech with nine tackles each while Trey Spencer recorded an interception in his second straight game.

Score by Quarters	1	2	3	4	Score	
North Texas	7	3	7	7	24	Record: (6-3,5-1)
Louisiana Tech	3	14	3	3	23	Record: (4-5,2-3)

Scoring Summary:

1st	04:12	NT	WILSON 8 yd run (MOORE kick), 11-63 4:32, NT 7 - LATECH 0
	00:46	TECH	BARNES 47 yd field goal, 11-37 3:26, NT 7 - LATECH 3
2nd	12:17	TECH	SCOTT, Boston 4 yd run (BARNES kick), 7-52 2:43, NT 7 - LATECH 10
	00:39	TECH	SMITH 7 yd run (BARNES kick), 9-80 2:20, NT 7 - LATECH 17
	00:00	NT	MOORE 48 yd field goal, 6-44 0:39, NT 10 - LATECH 17
3rd	11:16	NT	BUSSEY 22 yd pass from FINE (MOORE kick), 6-53 2:01, NT 17 - LATECH 17
	06:50	TECH	BARNES 37 yd field goal, 10-55 4:26, NT 17 - LATECH 20
4th	13:35	TECH	BARNES 35 yd field goal, 12-62 5:08, NT 17 - LATECH 23
	06:04	NT	WILSON 14 yd run (MOORE kick), 9-78 3:23, NT 24 - LATECH 23

Team Statistics	NT	LA TECH
FIRST DOWNS	26	19
RUSHES-YARDS (NET)	41-204	41-147
PASSING YDS (NET)	211	168
Passes Att-Comp-Int	37-23-1	28-16-0
TOTAL OFFENSE PLAYS-YARDS	78-415	69-315
Fumble Returns-Yards	0-0	0-0
Punt Returns-Yards	2--1	0-0
Kickoff Returns-Yards	2-18	3-58
Interception Returns-Yards	0-0	1-0
Punts (Number-Avg)	5-37.4	4-42.0
Fumbles-Lost	1-0	1-0
Penalties-Yards	4-45	5-37
Possession Time	30:08	29:52
Third-Down Conversions	9 of 15	7 of 17
Fourth-Down Conversions	1 of 1	2 of 2
Red-Zone Scores-Chances	2-2	4-4
Sacks By: Number-Yards	2-20	2-14

Individual Statistics

RUSHING: North Texas-WILSON, Jeffery 20-165; SMITH, Nic 8-29; FINE, Mason 11-16; TEAM 2-minus 6. Louisiana Tech-SCOTT, Boston 16-64; CRAFT, Jarred 8-30; SMITH, J'Mar 11-29; MCKNIGHT, K. 4-19; TUCKER, Israel 2-5.

PASSING: North Texas-FINE, Mason 23-37-1-211. Louisiana Tech-SMITH, J'Mar 16-28-0-168.

RECEIVING: North Texas-GUYTON, Jalen 5-37; LAWRENCE, M. 4-47; SMILEY, Turner 4-29; DARDEN, Jaelon 3-33; WILSON, Jeffery 2-16; SMITH, Nic 2-14; SMITH, Kelvin 2-13; BUSSEY, Rico 1-22. Louisiana Tech-BONNETTE, R. 6-77; VEAL, Teddy 6-50; MCKNIGHT, K. 2-33; SCOTT, Boston 2-8.

INTERCEPTIONS: North Texas-None. Louisiana Tech-SPENCER, Trey 1-0.

FUMBLES: North Texas-FINE, Mason 1-0. Louisiana Tech-SMITH, J'Mar 1-0.

SACKS (UA-A): North Texas-OZOUGWU, Joe 0-1; JOHNSON, Ti. 0-1; YOUNG, Roderick 1-0. Louisiana Tech-YDARRAGA, M. 1-0; WASHINGTON, D. 0-1; WALLACE, C. 0-1.

TACKLES (UA-A): North Texas-MCCLAIN, K. 5-3; MUHAMMAD, K. 6-1; OZOUGWU, Joe 4-3; EJIYA, E.J. 5-1; GARNER, Brandon 3-3; HALL, Kemon 4-1; JENKINS, Eric 3-2; YOUNG, Roderick 2-3; PRESTON, Ashton 1-4; TAUAALO, T.J. 2-1; JOHNSON, Ti. 1-2; FLUSCHE, Andy 2-0; DAVIS, Tyreke 1-0; MCDONALD, C. 1-0; HAMILTON, L. 1-0; JOHNSON, Evan 1-0; BROOKS, Nate 1-0; ROBINSON, T. 0-1; HOSLEY, C. 0-1. Louisiana Tech-BALDWIN, Jordan 6-3; WASHINGTON, D. 5-4; COOPER, S. 6-1; KING, DaMarion 5-2; LEWIS, Darryl 4-3; ROBERTSON, Amik 3-1; BRADFORD, J. 1-3; KENDZIOR, Eric 1-2; SPENCER, Trey 2-0; SNEED, L'Jarius 2-0; COLE, Jaiden 2-0; TUCKER, Israel 1-1; MASON, K. 1-1; WALLACE, C. 1-1; CANTY, Deldrick 1-1; YDARRAGA, M. 1-1; TURNER, I. 0-2; FERGUSON, J. 1-0; GARNER, K. 1-0; BAKER, Willie 1-0; JOHNSON, Cedric 1-0; SCOTT, Collin 0-1; LEWIS, Ronald 0-1.

Stadium: Joe Aillet Stadium **Attendance:** 18,504
Kickoff time: 2:36 pm **End of Game:** 5:28 pm **Total elapsed time:** 2:52
Officials: Referee: Rodney Burnette; Umpire: Gregory Adams; Linesman: Gerald Austin; Line judge: Joshua Faith; Back judge: Ivan Daniels; Field judge: Brandon Spencer; Side judge: Scott Gasaway; Center judge: Brett Toney
Temperature: 81 **Wind:** S, 10mph **Weather:** Partly Cloudy

NOVEMBER 11, 2017	
FLORIDA ATLANTIC	48
LOUISIANA TECH	23
JOE AILLET STADIUM • RUSTON, LA.	

RUSTON, La. - Florida Atlantic continued its perfect run through Conference USA play as the Owls defeated Louisiana Tech 48-23 before 16,511 fans at Joe Aillet Stadium Saturday afternoon.

Despite recording more than 500 yards of total offense on 96 offensive plays and controlling the football for 40 minutes, the Bulldogs (4-6, 2-4 C-USA) couldn't score red zone touchdowns against FAU (7-3, 6-0 C-USA) and it ultimately cost them.

Tech's struggles in the red zone led to four first half field goal attempts by Jonathan Barnes and put the Bulldogs behind the eight ball in the game and on the scoreboard.



"We came in at halftime and had 24 more plays at halftime, and I thought this had the makings to be a really competitive football game, but two things happened in the first half that got us down a little bit," said Tech head coach Skip Holtz. "We gave up two big plays in man coverage, double pass on one of them, and then we moved the ball well, but again, we sputtered at times. We were just very inconsistent in what we were able to get done (in the red zone)."

Sophomore quarterback J'Mar Smith recorded arguably his most complete performance, passing for 326 yards and one touchdown while adding 78 yards rushing on 17 carries. Smith completed 30-of-51 passes despite scrambling much of the day without throwing an interception. It marked only the second time this season that FAU hasn't recorded at least one interception in a game (the Owls entered the contest leading the country in interceptions).

Teddy Veal (6-112, 1 TD), Rashid Bonnette (6-81) and Adrian Hardy (6-76) all had productive days in the Tech passing game, but the Bulldogs couldn't overcome their inability to produce touchdowns in the first half in the red zone.

Tech recorded four double digit play drives (10, 11, 16 and 13) in the opening two quarters with each one stalling inside the FAU 10-yard line. Barnes connected on field goals of 26, 24 and 22 yards while missing a 26-yarder, which accounted for all nine points. Tech trailed 20-9 at the break despite outdoing FAU in first downs (20-10), plays (52-28) and time of possession (22:30 to 7:30).

While Tech struggled to score touchdowns, FAU hit paydirt three times in the opening two quarters, including a 77-yard pass from Jason Driskell to Kalib Woods on a double reverse and a 33-yard strike from Driskell to Harrison Bryant on a pump fake on a wide receiver screen that the Bulldog secondary bit on. Devin Singletary added a 3-yard TD run, the first of his three rushing scores on the day.

Any chance of a Bulldog comeback was doused in the opening five minutes of the second half. Tech's special teams were the culprit this time. FAU's Kerrith Whyte returned the opening kickoff of the third quarter 98 yards for a touchdown to push the lead to 27-9.

After Tech failed to pick up a first down on its first possession of the third quarter, a 12-yard punt gave the Owls the football on the Tech 43. It only took FAU seven plays to score as Singletary recorded his second rushing TD of the night.

"I hate it because our special teams have played really well," said Holtz. "Then the punts just really, you're in the third quarter and it just takes the wind out of your sail when you have a five-yard punt or whatever it was that we had there in the third quarter. It just takes some of the wind out of your sail."

The Bulldogs were able to score a pair of second half touchdowns. Smith hit Veal on a 34-yard strike with 4:21 to play in the third quarter and Boston Scott added a five-yard run with 9:51 to play in the game. Scott rushed for 87 yards on 19 carries in the loss.

Score by Quarters	1	2	3	4	Score	
Florida Atlantic	6	14	22	6	48	Record: (7-3,6-0)
Louisiana Tech	3	6	7	7	23	Record: (4-6,2-4)

Scoring Summary:

1st	08:45	FAU	SINGLETARY 3 yd run (PARR pass failed), 13-88 3:46, FAU 6 - LATECH 0
	03:54	TECH	BARNES 26 yd field goal, 10-66 4:51, FAU 6 - LATECH 3
2nd	11:24	FAU	WOODS 77 yd pass from DRISKEL (JOSEPH kick), 2-80 0:36, FAU 13 - LATECH 3
	04:09	TECH	BARNES 24 yd field goal, 16-68 7:15, FAU 13 - LATECH 6
	03:20	FAU	BRYANT 33 yd pass from DRISKEL (JOSEPH kick), 4-70 0:49, FAU 20 - LATECH 6
	00:00	TECH	BARNES 22 yd field goal, 13-70 3:20, FAU 20 - LATECH 9
3rd	14:46	FAU	WHYTE 98 yd kickoff return (JOSEPH kick), , FAU 27 - LATECH 9
	10:53	FAU	SINGLETARY 2 yd run (JOSEPH kick), 7-43 2:14, FAU 34 - LATECH 9
	04:21	TECH	VEAL 34 yd pass from SMITH (BARNES kick), 3-29 1:04, FAU 34 - LATECH 16
	02:44	FAU	SINGLETARY 44 yd run (WOODS pass from DRISKEL), 4-63 1:37, FAU 42 - LATECH 16
4th	09:51	TECH	SCOTT, Boston 5 yd run (BARNES kick), 13-77 5:04, FAU 42 - LATECH 23
	00:37	FAU	HOWELL 3 yd run (JOSEPH kick blockd), 7-43 4:22, FAU 48 - LATECH 23

Team Statistics	FAU	LA TECH
FIRST DOWNS	19	32
RUSHES-YARDS (NET)	33-194	45-186
PASSING YDS (NET)	221	326
Passes Att-Comp-Int	17-14-0	51-30-0
TOTAL OFFENSE PLAYS-YARDS	50-415	96-512
Fumble Returns-Yards	0-0	0-0
Punt Returns-Yards	0-0	0-0
Kickoff Returns-Yards	4-164	1-20
Interception Returns-Yards	0-0	0-0
Punts (Number-Avg)	2-41.5	3-18.7
Fumbles-Lost	1-1	2-0
Penalties-Yards	2-22	5-58
Possession Time	20:07	39:53
Third-Down Conversions	2 of 7	7 of 19
Fourth-Down Conversions	2 of 2	3 of 5
Red-Zone Scores-Chances	3-3	4-5
Sacks By: Number-Yards	2-8	0-0

Individual Statistics

RUSHING: Florida Atlantic-SINGLETARY, D 18-104; HOWELL, Greg 6-50; DRISKEL, Jason 4-23; WHYTE, Kerrith 2-9; FRANKLIN, John 2-5; SOLOMON, Kamrin 1-3. Louisiana Tech-SCOTT, Boston 19-87; SMITH, J'Mar 17-78; MCKNIGHT, K. 3-11; DANCY, Jaqwis 4-6; BONNETTE, R. 1-3; VEAL, Teddy 1-1.
PASSING: Florida Atlantic-DRISKEL, Jason 14-17-0-221. LA Tech-SMITH, J'Mar 30-51-0-326.
RECEIVING: Florida Atlantic-BRYANT, Harriso 4-54; WRIGHT, Willie 4-36; WOODS, Kalib 3-118; SOLOMON, Kamrin 2-22; SINGLETARY, D 1-minus 9. Louisiana Tech-VEAL, Teddy 6-112; BONNETTE, R. 6-81; HARDY, Adrian 6-76; SCOTT, Boston 5-24; WATTS, Marlon 2-12; MCKNIGHT, K. 2-5; OLIVER, DeJuawn 1-10; POWELL, Cee Jay 1-4; DANCY, Jaqwis 1-2.
INTERCEPTIONS: Florida Atlantic-None. Louisiana Tech-None.
FUMBLES: Florida Atlantic-SINGLETARY, D 1-1. LA Tech-BONNETTE, R. 1-0; SMITH, J'Mar 1-0.
SACKS (UA-A): Florida Atlantic-TALENI, Jeremia 1-0; AL-SHAAIR, Azee 1-0. LA Tech-None.
TACKLES (UA-A): Florida Atlantic-AL-SHAAIR, Azee 10-4; SMITH, Rashad 3-7; TOOLEY, Chris 2-5; GILBERT, Zyon 3-3; LEWIS, Shelton 3-3; MILLER, Herb 4-1; HAFIZ, Quran 4-1; SOROH, Andrew 2-3; INTERNICOLA, Ni 2-3; BAGNER, Ernest 3-1; SNYDER, Hunter 2-2; McCARTHY, L 2-2; LEGGETT, Steven 0-4; PIERRE, James 1-2; SMITH, Korel 2-0; YOUNG, Jalen 2-0; McCRARY, Kevin 1-1; BARNWELL, Hosea 1-0; TALENI, Jeremia 1-0; NAGEL, Haiden 1-0; DAVIS, William 1-0; HARRIS, Kris 1-0; MOSS, Diashun 1-0. Louisiana Tech-COOPER, S. 5-4; BALDWIN, Jordan 4-2; YDARRAGA, M. 5-0; BLANKENSHIP, E. 4-1; LEWIS, Darryl 1-3; SNEED, L'Jarius 3-0; MASON, K. 1-2; FARRIS, Russell 1-2; ROBERTSON, Amik 2-0; WASHINGTON, D. 1-1; BARNETT, E. 1-1; GARNER, K. 0-2; SPENCER, Trey 0-2; KING, DaMarion 1-0; HOGAN, Randy 1-0; ZAYED, Alex 0-1; COLE, Jaiden 0-1; CANTY, Deldrick 0-1; WILLIAMS, T. 0-1; LEWIS, Ronald 0-1; KENDZIOR, Eric 0-1.

Stadium: Joe Aillet Stadium ***Attendance:*** 16,511
Kickoff time: 2:36 pm ***End of Game:*** 5:50 pm ***Total elapsed time:*** 3:14
Officials: Referee: Stephen LaManti; Umpire: Michael Moten; Linesman: Lea Bailey; Line judge: Joe Stahmer; Back judge: Tom Healey; Field judge: Joe Pester; Side judge: Tony Lombardo; Center judge: Eric Steen
Temperature: 65 ***Wind:*** None ***Weather:*** Clear, Sunny

NOVEMBER 18, 2017

LOUISIANA TECH	**42**
UTEP	**21**

SUN BOWL STADIUM • EL PASO, TEXAS

EL PASO, Texas - Louisiana Tech used a 28-point first half and 343 total rushing yards on the day to propel the Bulldogs to a 42-21 victory over UTEP on Saturday afternoon at Sun Bowl Stadium in El Paso.

The 21-point victory ended a two-game skid for the Bulldogs as Louisiana Tech moved to 5-6 on the season with a 3-4 record in Conference USA play. The UTEP Miners dropped to 0-11 and 0-7 in league games.

Louisiana Tech registered 546 yards of total offense against the Miners, while the Bulldogs had two 100-yard rushers in Jaqwis Dancy (15 carries, 135 yards, 1 TD) and Boston Scott (22 carries, 134 yards). Scott and Dancy also combined for 43 receiving yards in the win. Today's win marked the most rushing yards by a LA Tech team since the 2013 team against UTEP. The game also marked the first time LA Tech has had two 100-yard rushers in a game since last season against Rice.



Quarterback J'Mar Smith was 15-for-28 passing for 203 yards and two touchdown passes, while the sophomore also added for 49 yards on the ground and two rushing touchdowns.

Dae'Von Washington was LA Tech's leading tackler on defense with eight total tackles, while the defense recorded two interceptions on the day with Amik Robertson and DaMarion King both picking off UTEP quarterback Ryan Metz.

It was a tough start for the visitors from Ruston after a pair of fumbles by Louisiana Tech's wide receivers early in the first quarter, but the Bulldogs put together a complete drive thanks to Boston Scott after the senior running back accounted for 55 yards on a 12-play, 80-yard scoring drive that was capped off by his 23-yard touchdown reception with just over a minute to play in the opening period.

UTEP threatened to get into the end zone early in the second quarter after driving all the way down to the 14-yard line, but a series of penalties forced the Miners to attempt a 38-yard field goal that sailed wide right to keep it a 7-0 ball game in favor of the Bulldogs.

The third fumble of the game came in the second quarter after Dae'Von Washington forced the loose ball while UTEP was in the red zone before Elliot Blankenship had the recovery for the Bulldogs.

On the ensuing drive, LA Tech's Jaqwis Dancy broke loose for a career-long 54-yard rushing touchdown to extend the Bulldogs' lead to a 14-point advantage midway through the second quarter of play in the Sun City.

LA Tech's defense continued its opportunistic first half on UTEP's next offensive drive when DaMarion King picked off Ryan Metz and returned his first career interception 71 yards to the house to make it a 21-0 lead for the Bulldogs toward the end of the first half.

The Bulldog defense forced UTEP to punt on its next drive to give LA Tech the ball back with two minutes until halftime. LA Tech responded by driving 72 yards on six plays to extend the lead to 28-0 over UTEP at the midway point thanks to a 10-yard rushing touchdown by J'Mar Smith.

It took nearly 10 minutes into the third quarter for either team to produce points, but it was the Miners who put together a 14-play drive that lasted nearly seven minutes before an 11-yard rushing touchdown by Joshua Fields cut LA Tech's lead to 28-7 with 5:33 left in the quarter.

LA Tech's third quarter woes continued on Saturday after UTEP put up another score later in the period on an 83-yard touchdown pass from Ryan Metz to Kalon Beverly to make it a 28-14 game in favor of the Bulldogs.

At the start of the fourth quarter, LA Tech's second half scoring drought ended after the Bulldogs drove 75 yards on the next possession as Smith connected with Teddy Veal in the end zone for a 9-yard touchdown pass to extend the Bulldogs' lead to 35-14.

UTEP continued to put up big numbers offensively in the second half as the Miners needed just four plays and a minute and a half to drive 75 yards for Metz's 33-yard touchdown pass to Kavika Johnson to make it a 35-21 lead for LA Tech with just under 10 minutes to play in the fourth.

Smith capped off the scoring on Saturday by giving the Bulldogs a 42-21 lead over UTEP on a 9-yard rushing touchdown with less than four minutes to go to seal the victory for Louisiana Tech.

Score by Quarters	***1***	***2***	***3***	***4***	***Score***	
Louisiana Tech	7	21	0	14	42	Record: (5-6,3-4)
UTEP	0	0	14	7	21	Record: (0-11,0-7)

Scoring Summary:

1st	01:20	TECH	SCOTT, B. 23 yd pass from SMITH (BARNES kick), 12-80 4:21, LATECH 7 - UTEP 0
2nd	06:57	TECH	DANCY 54 yd run (BARNES kick), 5-85 2:28, LATECH 14 - UTEP 0
	03:43	TECH	KING 71 yd interception return (BARNES kick), , LATECH 21 - UTEP 0
	00:30	TECH	SMITH 10 yd run (BARNES kick), 6-72 1:36, LATECH 28 - UTEP 0
3rd	05:33	UTEP	FIELDS 11 yd run (FILLEY kick), 14-87 6:57, LATECH 28 - UTEP 7
	01:04	UTEP	BATSON 83 yd pass from METZ (FILLEY kick), 3-87 0:56, LATECH 28 - UTEP 14
4th	11:27	TECH	VEAL 9 yd pass from SMITH (BARNES kick), 13-75 4:37, LATECH 35 - UTEP 14
	09:57	UTEP	JOHNSON 33 yd pass from METZ (FILLEY kick), 4-75 1:30, LATECH 35 - UTEP 21
	03:41	TECH	SMITH 9 yd run (BARNES kick), 11-69 6:09, LATECH 42 - UTEP 21

Team Statistics	***LA TECH***	***UTEP***
FIRST DOWNS	28	18
RUSHES-YARDS (NET)	49-343	36-164
PASSING YDS (NET)	203	246
Passes Att-Comp-Int	28-15-0	25-11-2
TOTAL OFFENSE PLAYS-YARDS	77-546	61-410
Fumble Returns-Yards	0-0	0-0
Punt Returns-Yards	2--7	1-0
Kickoff Returns-Yards	2-30	2-58
Interception Returns-Yards	2-96	0-0
Punts (Number-Avg)	3-41.7	3-41.3
Fumbles-Lost	2-2	1-1
Penalties-Yards	8-70	9-65
Possession Time	32:24	27:36
Third-Down Conversions	9 of 14	3 of 11
Fourth-Down Conversions	0 of 0	1 of 2
Red-Zone Scores-Chances	3-4	1-3
Sacks By: Number-Yards	3-12	2-6

Individual Statistics

RUSHING: Louisiana Tech-DANCY, Jaqwis 15-135; SCOTT, Boston 22-134; SMITH, J'Mar 8-49; ELLIOTT, Westin 1-13; TUCKER, Israel 3-12. UTEP-FIELDS, Joshua 23-137; METZ, Ryan 8-22; GREENLEE, Zack 5-5.

PASSING: Louisiana Tech-SMITH, J'Mar 15-28-0-203. UTEP-METZ, Ryan 8-16-2-187; GREENLEE, Zack 3-9-0-59.

RECEIVING: Louisiana Tech-VEAL, Teddy 6-66; BONNETTE, R. 3-55; SCOTT, Boston 2-25; MCKNIGHT, K. 1-23; DANCY, Jaqwis 1-18; POWELL, Cee Jay 1-9; OLIVER, DeJuawn 1-7. UTEP-SINEGAL, Eddie 5-69; BATSON, Tyler 2-94; OVINCY, Nesly 1-41; JOHNSON, Kavika 1-33; BROWN, Erik 1-5; JUNIEL,Terry 1-4.

INTERCEPTIONS: Louisiana Tech-KING, DaMarion 1-71; ROBERTSON, Amik 1-25. UTEP-None.

FUMBLES: Louisiana Tech-MCKNIGHT, K. 1-1; BONNETTE, R. 1-1. UTEP-FIELDS, Joshua 1-1.

SACKS (UA-A): Louisiana Tech-CANTY, Deldrick 0-1; FERGUSON, J. 0-1; COOPER, S. 1-0; YDARRAGA, M. 1-0. UTEP-LOGAN, Sky 0-1; JONES, Alvin 0-1; GRIFFIN, Kalaii 1-0.

TACKLES (UA-A): Louisiana Tech-WASHINGTON, D. 6-2; LEWIS, Darryl 4-1; FARRIS, Russell 2-3; ROBERTSON, Amik 3-0; SCOTT, Collin 3-0; SNEED, L'Jarius 3-0; BRADFORD, J. 3-0; KING, DaMarion 2-1; GARNER, K. 2-1; COOPER, S. 1-2; TUCKER, Israel 2-0; MASON, K. 1-1; FERGUSON, J. 1-1; YDARRAGA, M. 1-1; CANTY, Deldrick 0-2; HANNIBAL, Zach 1-0; BAKER, Willie 1-0; SPENCER, Trey 1-0; KENDZIOR, Eric 0-1. UTEP-JONES, Alvin 4-11; LOVILOTTE,Dante 2-6; SMITH, Kahani 3-4; COCKRELL,Devin 2-5; JACKSON, Julian 4-2; ROGERS, Justin 4-1; LOGAN, Sky 2-3; NEEDHAM, Nik 1-4; MASCORRO, Trace 0-4; HUGHES, Treyvon 0-3; GRIFFIN, Kalaii 2-0; MONTEGUT, L. 1-1; CHUKWUKELU, D. 1-1; JONES, Johnny 1-1; SMITH, Jamar 0-2; BARNWELL, Chris 1-0; BUCKINGHAM,Sani 1-0; TULEY-TILLMAN,L 1-0; JEAN CHARLES, A 1-0; BEVERLY, Kalon 0-1; SUMMUT, Jake 0-1; MCKEE, Forest 0-1; BATSON, Tyler 0-1.

Stadium: Sun Bowl Stadium ***Attendance:*** 16,597
Kickoff time: 1 p.m. ***End of Game:*** 4:15p.m. ***Total elapsed time:*** 3:15
Officials: Referee: Jonathan Noli; Umpire: John Mitchell; Linesman: Gary Calip; Line judge: Scott Held; Back judge: Michael Bailey; Field judge: Lark Jones; Side judge: Maurice Pierre; Center judge: Jeff Guadagno
Temperature: 65 ***Wind:*** Breezy ***Weather:*** Partly Cloudy

NOVEMBER 25, 2017	
UTSA	6
LOUISIANA TECH	20
JOE AILLET STADIUM • RUSTON, LA.	

RUSTON, La. - In order to get win No. 6 on the season to become bowl eligible, Louisiana Tech turned to No. 6 Boston Scott, who put the Bulldogs on his back on Senior Night, rushing for a career-high 138 yards and a touchdown in LA Tech's 20-6 victory over UTSA on Saturday night at Joe Aillet Stadium.

The victory marked Louisiana Tech's fourth straight over UTSA as the Bulldogs improved to 6-6 overall on the season and 4-4 in Conference USA play. LA Tech becomes the 10th team in Conference USA to reach bowl eligibility, while the Bulldogs are now bowl eligible for the fourth straight season following Saturday night's victory.



"I really want to see these seniors have an opportunity to go enjoy a bowl game," head coach Skip Holtz said. "They have worked extremely hard. They have put a lot of time, effort and energy into this program and be a great way to say thank you. But it's Thanksgiving weekend, there's so much to be grateful for, so much to be thankful for and I'm excited to have the opportunity to work with these guys."

The Bulldog defense turned in a stellar performance on Saturday night, holding UTSA to a season-low six points and 201 total yards of offense (91 pass, 110 rush), while forcing two turnovers in the fourth quarter to seal the victory. The Roadrunners were held to 50 percent in the red zone with two field goals.

"Defensively, oh my gosh, what an incredible effort," Holtz said. "They got down in there on that goal line and they wouldn't give in. They just kept banging that rock and really proud of them. (Amik) Robertson came up with a huge interception down there after the one turnover but, defensively, it was our best effort of the year. I mean, statistically, just the togetherness, the energy, the way everybody was into it.

"I thought the offensive line did a great job with the running game. They changed some things after the first couple series and made a couple little adjustments but I thought the way Boston Scott ran, tough little son of a gun. He just keeps competing and really proud of what he was able to do tonight on the offensive line. But like I said, I thought the defense was the real hero of this game the way the defense stood up on these goal line stands was huge."

Louisiana Tech entered the fourth quarter with a 10-point lead, but a UTSA field goal made it a one-possession game with just over 12 minutes to play.

Jaqwis Dancy returned the ensuing kickoff 53 yards into UTSA territory, but LA Tech could not make anything of the good field position and was forced to punt it back to the Roadrunners. Despite the defense forcing a punt on UTSA's next drive, Teddy Veal muffed the return, allowing the Roadrunners to regain possession deep inside Bulldog territory at the 15-yard line.

From there, momentum began to swing in favor of the Bulldogs.

On the first play of the its next drive, UTSA quarterback Dalton Sturm's pass into the end zone was picked off by LA Tech cornerback Amik Robertson for the true freshman's fourth interception of his rookie season with seven minutes to play.

Needing to drain the clock, the Bulldogs turned to No. 6 once again to close things out. Scott ran the ball six times during the next offensive possession and ate up nearly five minutes off the game clock on his way to a 35-yard rushing touchdown to make it a 20-6 lead for Louisiana Tech.

The momentum continued to favor Louisiana Tech after UTSA took back over with 2:23 left on the clock only for the Bulldog defense to create its second turnover of the night, this one an interception by Darryl Lewis that allowed LA Tech to run out the clock and earn its sixth win of the season.

Defensively, Louisiana Tech was led by senior Russell Farris, who registered a career-high 13 total tackles (5 solo, 8 assists), including two tackles for loss. Jaylon Ferguson had five tackles on the night, three of which went for a loss, including 1.5 sacks on the night.

In addition to Scott's career night, receiver Rhashid Bonnette had four catches for 64 yards. Overall, LA Tech struggled to make much happen in the passing game as quarterback J'Mar Smith was 7-of-21 for 101 yards, including 18 rushing yards and a touchdown on the ground.

Midway through the first quarter of play, Louisiana Tech's defense forced an early punt on UTSA's opening drive of the game, while the Bulldog offense followed that up by driving 80 yards down the field with the help of three penalties by the Roadrunners to take a 7-0 lead on J'Mar Smith's one-yard quarterback keeper. Jonathan Barnes connected on a 26-yard field goal with 36 seconds left in the first half gave the Bulldogs a 10-0 advantage at the break.

For the second straight game, the Bulldog defense stood tall in the first half and recorded a shutout in the first half of the game, but the strong play continued early in the third quarter. Despite LA Tech throwing an interception on the first drive of the third quarter that gave UTSA the ball inside the red zone, the Bulldog defense held the Roadrunners to a field goal to make it a 10-3 lead for Tech.

On LA Tech's next possession, Barnes saved a drive by drilling a season-long field goal of 53 yards, one shy of his career long, to extend the Bulldogs' lead to 10 midway through the third quarter of play.

Score by Quarters	1	2	3	4	Score	
UTSA	0	0	3	3	6	Record: (6-5,3-5)
Louisiana Tech	7	3	3	7	20	Record: (6-6,4-4)

Scoring Summary:

1st	06:41	TECH	SMITH, J'Mar 1 yd run (BARNES, J. kick), 11-80 5:38, UTSA 0 - LATECH 7
2nd	00:36	TECH	BARNES, J. 26 yd field goal, 14-71 3:55, UTSA 0 - LATECH 10
3rd	11:15	UTSA	Sackett 19 yd field goal, 6-11 3:00, UTSA 3 - LATECH 10
	06:45	TECH	BARNES, J. 53 yd field goal, 10-24 4:30, UTSA 3 - LATECH 13
4th	12:20	UTSA	Sackett 20 yd field goal, 18-73 9:25, UTSA 6 - LATECH 13
	02:23	TECH	SCOTT, Boston 35 yd run (BARNES, J. kick), 8-80 4:38, UTSA 6 - LATECH 20

Team Statistics	UTSA	LA TECH
FIRST DOWNS	15	19
RUSHES-YARDS (NET)	45-110	37-193
PASSING YDS (NET)	91	101
Passes Att-Comp-Int	16-9-2	21-7-1
TOTAL OFFENSE PLAYS-YARDS	61-201	58-294
Fumble Returns-Yards	0-0	0-0
Punt Returns-Yards	2-7	1--2
Kickoff Returns-Yards	5-128	2-60
Interception Returns-Yards	1-35	2-7
Punts (Number-Avg)	4-43.2	3-32.7
Fumbles-Lost	0-0	2-1
Penalties-Yards	6-34	3-30
Possession Time	33:01	26:59
Third-Down Conversions	6 of 15	7 of 12
Fourth-Down Conversions	1 of 1	0 of 0
Red-Zone Scores-Chances	2-4	2-2
Sacks By: Number-Yards	2-6	3-17

Individual Statistics

RUSHING: UTSA-Clay,T 17-50; Rhodes 10-31; Sturm 12-21; Moorhead 1-3; Thomas Jr. 1-3; Winnegan 4-2. Louisiana Tech-SCOTT, Boston 20-138; SMITH, J'Mar 10-18; DANCY, Jaqwis 4-15; CRAFT, Jarred 1-15; MCKNIGHT, K. 1-6; HARDY, Adrian 1-1.

PASSING: UTSA-Sturm 9-16-2-91. Louisiana Tech-SMITH, J'Mar 7-21-1-101.

RECEIVING: UTSA-Thomas Jr. 3-17; Stewart 2-22; Jones,B 1-18; Campbell Jr. 1-14; Moorhead 1-11; McNair 1-9. Louisiana Tech-BONNETTE, R. 4-64; VEAL, Teddy 1-21; HARDY, Adrian 1-9; CRAFT, Jarred 1-7.

INTERCEPTIONS: UTSA-Gaines 1-35. Louisiana Tech-LEWIS, Darryl 1-7; ROBERTSON, Amik 1-0.

FUMBLES: UTSA-None. Louisiana Tech-SMITH, J'Mar 1-0; VEAL, Teddy 1-1.

SACKS (UA-A): UTSA-Davenport 1-0; Austin III 1-0. Louisiana Tech-FERGUSON, J. 1-1; TURNER, I. 1-0; GARNER, K. 0-1.

TACKLES (UA-A): UTSA-Gaines 6-2; Davenport 6-0; Austin III 3-2; Baker 3-2; Godfrey 3-1; Strong Jr. 1-3; Johnson,B 2-0; Levine 2-0; Bass 1-1; Jupe 1-1; Tauaefa 1-1; Daniels 1-0; Philistin 1-0; Martel 1-0; Davis,D 1-0; Uesi 0-1. Louisiana Tech-FARRIS, Russell 5-8; WASHINGTON, D. 5-3; ROBERTSON, Amik 3-4; COOPER, S. 4-2; YDARRAGA, M. 3-2; FERGUSON, J. 2-3; LEWIS, Darryl 3-1; KING, DaMarion 2-2; JACKSON, James 3-0; GARNER, K. 2-1; TURNER, I. 2-1; SCOTT, Collin 2-0; SNEED, L'Jarius 2-0; CANTY, Deldrick 0-2; WALLACE, C. 0-2; ROBERSON, Aaron 1-0; LINCK, Cameron 1-0; BARNETT, E. 1-0; BALDWIN, Jordan 1-0; MASON, K. 1-0; BRADFORD, J. 1-0; RUSSEY, Kody 1-0; JOHNSON, Cedric 0-1.

Stadium: Joe Aillet Stadium **Attendance:** 15,651
Kickoff time: 6:32 PM **End of Game:** 9:24 PM **Total elapsed time:** 2:52
Officials: Referee: Daniel Gautreau; Umpire: Ben Young; Linesman: Maia Chaka; Line judge: Thomas Eaton; Back judge: Larry Neal Jr.; Field judge: Lark Jones; Side judge: Justin Larrew; Center judge: Kevin Randall
Temperature: 56 **Wind:** N, 2 mph **Weather:** Clear

DXL FRISCO BOWL • DECEMBER 20, 2017	
LOUISIANA TECH	51
#25 SMU	10
TOYOTA STADIUM • FRISCO, TEXAS	

FRISCO, Texas - Louisiana Tech entered its matchup against SMU in the DXL Frisco Bowl as a touchdown underdog as the Mustangs boasted one of the top offenses in the country.

The Mustangs met their match Wednesday night at Toyota Stadium. Namely, the Bulldogs defense.

LA Tech's defense forced six turnovers, scored two touchdowns on interception returns and sacked SMU quarterback Ben Hicks four times to lead the Bulldogs to a lopsided 51-10 victory before 14,419 fans.

It marked the fourth straight bowl win for Louisiana Tech and left a savory taste in the mouths of Bulldog fans following a regular season that saw its share of sourness. The Bulldog senior class also recorded its 34th win in four years, the most by any LA Tech senior class since the program joined the FBS ranks in 1988.



"Turnovers are such a big part of winning and losing," head coach Skip Holtz said. "You look at this game statistically - Ok, yards, we gained a couple more - but you look at the turnover battle and I think a big part of that [was] J'Mar [Smith] not having any. Offensively, we didn't have a turnover tonight. And then defensively, what we were able to create. Four sacks, six turnovers. I thought it was a total team effort with the pressure up front and then the guys in coverage. When you look at the weapons they have with two draft-pick receivers and all the weapons that they've put up, the whole mindset was keep the ball in front of us, make them snap it again. It was fun to watch those guys run around and play."

Tech scored early and often, building a 21-0 first quarter lead and a 42-10 halftime advantage. In its most complete game of the year, the Bulldogs saw contributions in every phase of the game as the Tech offense amassed 357 yards and the Bulldogs special teams added three field goals by Jonathan Barnes and a 65-yard kickoff return by Jaqwis Dancy.

Sophomore quarterback J'Mar Smith was named the offensive player of the game after throwing for 216 yards and three touchdowns. Smith completed 15-of-23 passes and also added a 1-yard rushing TD that gave Tech an early 7-0 lead.

Freshman defensive back Amik Robertson earned the Defensive Player of the Game Award. Robertson totaled four tackles, one tackle for loss and returned a first quarter interception 45-yards for a score, upping the Tech lead to 14-0.

Robertson and his fellow Bulldog defensive backs held a heralded trio of SMU receivers in check all night long. Trey Quinn, Courtland Sutton and James Proche entered the night with a combined 208 catches for just over 3,000 yards and 30 touchdowns.

However, the trio did little damage during the game. Quinn finished with eight catches for 45 yards and one score, Sutton added six catches for 68 yards and Proche was held without a reception.

Hicks also had a rough night behind center as he was constantly scrambling for his life. Tech blitzed time after time during the game, forcing Hicks to make quick throws resulting in three interceptions or getting the SMU signal caller to the ground. Hicks completed 19-of-34 passes for a season-low 127 yards and three interceptions. The previous low in passing yards for SMU this season was 218 in a loss to Memphis.

The first play of the game was a microcosm of the entire night. After receiving the opening kickoff, SMU running back Xavier Jones fumbled on the first play of the game and Bulldog defensive end Jaylon Ferguson recovered. Tech would stall out on offense and Barnes' 37-yard field goal attempt missed wide left as SMU dodged the first bullet.

It wouldn't matter.

SMU picked up a couple of first downs on the next possession before Secdrick Cooper interception Hicks and returned it 31 yards to the Mustangs 30 yard line. Nine plays later, Smith got into the endzone on a fourth-and-1 QB sneak and Barnes' extra point made it 7-0.

Robertson's pick six on SMU's next possession made it 14-0 Tech.

SMU's fourth drive results in a 25-yard field goal by Josh Williams. However, any momentum the Mustangs might have gained on the drive was doused with Dancy took the ensuing kickoff and galloped 65 yards to the SMU 26-yard line.

This time it took Tech four plays to cover 26 yards as Smith hit Teddy Veal on a quick pass, and Veal made two SMU defenders look silly on the six-yard TD. Barnes PAT upped the advantage to 21-3 and the route was on.

Tech added three more touchdowns in the second quarter. Darryl Lewis returned a Hicks interception 23 yards for a score. Veal then capped an impressive 5-play, 82-yard drive by the Bulldog offense with a 27-yard TD reception from Smith to up the lead to 35-3. Finally Kam McKnight made an acrobatic touchdown reception from 11 yards out following a fumble recovery by Russell Farris that set up the Bulldogs deep in SMU territory.

SMU added a 9-yard TD throw from Hicks to Quinn with 15 seconds to play in the second quarter, but the Bulldogs took a comfortable 42-10 lead into the halftime locker room.

As impressive as the Tech defense was in the first half, it was even more dominating in the third and fourth quarters. After amassing just over 200 yards of offense in the first half, SMU totaled only 91 yards of total offense on 31 offensive plays in the second half as the Tech defense kept the Mustangs off the scoreboard.

With the lead, the Bulldog offense managed the clock in the second half. Senior running back Boston Scott chewed up yards and time as he finished the game with 110 yards rushing on 20 carries, giving him 1,047 yards for the season. Scott becomes the third Bulldog in the last four years to rush for over 1,000 yards and the 12th all-time.

Barnes contributed the only points by either team after halftime, hitting field goals of 28, 43 and 41-yards. The Baton Rouge native finished his Tech career with 462 points, second all-time and first among a host of NFL caliber Bulldog kickers.

Veal tied a season-high with 118 yards receiving on five catches and two touchdowns.

The 51 points were the most a LA Tech team has ever scored in a bowl game. Tech held SMU to 10 points, the fewest the Mustangs scored this season.

Score by Quarters	1	2	3	4	Score	
Louisiana Tech	21	21	6	3	51	Record: (7-6)
SMU	3	7	0	0	10	Record: (7-6)

Scoring Summary:

1st	07:43	TECH	SMITH 1 yd run (BARNES kick), 9-30 3:24, LATECH 7 - SMU 0
	06:50	TECH	ROBERTSON 45 yd interception return (BARNES kick), , LATECH 14 - SMU 0
	03:04	SMU	WILLIAMS 25 yd field goal, 9-47 3:36, LATECH 14 - SMU 3
	00:45	TECH	VEAL 6 yd pass from SMITH (BARNES kick), 4-26 2:07, LATECH 21 - SMU 3
2nd	11:31	TECH	LEWIS 23 yd interception return (BARNES kick), , LATECH 28 - SMU 3
	05:12	TECH	VEAL 27 yd pass from SMITH (BARNES kick), 5-82 2:26, LATECH 35 - SMU 3
	01:33	TECH	MCKNIGHT 11 yd pass from SMITH (BARNES kick), 6-30 3:05, LATECH 42 - SMU 3
	00:15	SMU	QUINN 9 yd pass from HICKS (WILLIAMS kick), 9-78 1:13, LATECH 42 - SMU 10
3rd	10:33	TECH	BARNES 28 yd field goal, 9-65 4:22, LATECH 45 - SMU 10
	03:53	TECH	BARNES 43 yd field goal, 11-41 5:01, LATECH 48 - SMU 10
4th	08:47	TECH	BARNES 41 yd field goal, 5-37 1:53, LATECH 51 - SMU 10

Team Statistics	LA TECH	SMU
FIRST DOWNS	18	20
RUSHES-YARDS (NET)	38-141	41-167
PASSING YDS (NET)	216	127
Passes Att-Comp-Int	27-16-0	34-19-3
TOTAL OFFENSE PLAYS-YARDS	65-357	75-294
Fumble Returns-Yards	1-8	0-0
Punt Returns-Yards	0-0	0-0
Kickoff Returns-Yards	3-105	10-184
Interception Returns-Yards	3-99	0-0
Punts (Number-Avg)	3-41.0	6-39.3
Fumbles-Lost	0-0	6-3
Penalties-Yards	5-50	5-35
Possession Time	30:21	29:39
Third-Down Conversions	6 of 16	5 of 15
Fourth-Down Conversions	1 of 2	0 of 0
Red-Zone Scores-Chances	5-6	2-3
Sacks By: Number-Yards	4-35	1-4

Individual Statistics

RUSHING: Louisiana Tech-SCOTT, Boston 20-110; CRAFT, Jarred 8-16; SMITH, J'Mar 9-15; TUCKER, Israel 1-0. SMU-WEST, Braeden 8-56; JONES, Xavier 12-56; JOHNSON, M. 6-55; PIERCE, Merek 3-16; FREEMAN, Ke'Mon 5-16; HICKS, Ben 7-minus 32.

PASSING: Louisiana Tech-SMITH, J'Mar 15-23-0-216; ELLIOTT, Westin 1-3-0-0; VEAL, Teddy 0-1-0-0. SMU-HICKS, Ben 19-34-3-127.

RECEIVING: Louisiana Tech-VEAL, Teddy 5-118; HARDY, Adrian 4-49; SCOTT, George 2-14; MCKNIGHT, K. 2-12; COUSAR, Zach 1-17; BONNETTE, R. 1-6; TUCKER, Israel 1-0. SMU-QUINN, Trey 8-45; SUTTON, C. 6-68; FREEMAN, Ke'Mon 3-0; JONES, Xavier 2-14.

INTERCEPTIONS: Louisiana Tech-ROBERTSON, Amik 1-45; COOPER, S. 1-31; LEWIS, Darryl 1-23. SMU-None.

FUMBLES: Louisiana Tech-None. SMU-HICKS, Ben 3-1; JOHNSON, M. 1-0; JONES, Xavier 1-1; WEST, Braeden 1-1.

SACKS (UA-A): Louisiana Tech-FERGUSON, J. 1-0; SPENCER, Trey 1-0; CANTY, Deldrick 1-0; SNEED, L'Jarius 1-0. SMU-DAVIS, Pono 1-0.

TACKLES (UA-A): Louisiana Tech-COOPER, S. 5-0; HOGAN, Randy 5-0; TUCKER, Israel 5-0; WASHINGTON, D. 4-0; ROBERTSON, Amik 4-0; BALDWIN, Jordan 4-0; FARRIS, Russell 3-1; SNEED, L'Jarius 3-0; BRADFORD, J. 2-0; HANNIBAL, Zach 2-0; BLANKENSHIP, E. 2-0; ROBERSON, Aaron 2-0; TURNER, I. 2-0; SCOTT, Collin 2-0; JACKSON, James 1-0; BARNETT, E. 1-0; KENDZIOR, Eric 1-0; KING, DaMarion 1-0; ZAYED, Alex 1-0; SPEARS, Tyler 1-0; YDARRAGA, M. 1-0; LEWIS, Darryl 1-0; CANTY, Deldrick 1-0; SPENCER, Trey 1-0; FERGUSON, J. 1-0; GARNER, K. 0-1. SMU-ONU, Mikial 12-0; COX, RC 5-0; WILLIAMS, J.T. 3-1; HAILEY, Shaine 3-0; SCOTT, Delontae 3-0; LANCASTER, C. 3-0; ROBINSON,Delano 2-1; MITCHELL, Kyran 2-1; CLEMONS, Rodney 2-1; GARY, Demerick 2-0; HORTON, Nick 2-0; HICKS, Ben 2-0; DAVIS, Pono 2-0; NEALS, Tyeson 1-1; RHONE, Anthony 1-1; JOHNSON, Kevin 1-0; SUTTON, Eric 1-0.

Stadium: Toyota Stadium **Attendance:** 14,419
Kickoff time: 7:05 pm **End of Game:** 10:31 pm **Total elapsed time:** 3:26
Officials: Referee: Ted Pitts; Umpire: John Short; Linesman: Greg Lefils, Jr; Line judge: Walter Flowers; Back judge: Jay Brown; Field judge: Duval West; Side judge: Chip Shields; Center judge: Greg Lefils, Sr.
Temperature: 55 **Wind:** SSE, 7mph **Weather:** Clear
Most Valuable Players: J'Mar Smith (Offense); Amik Robertson (Defense)







THIS IS HOW WE BOWL!

Amazing destinations await Conference USA teams in postseason bowl games. The league is proud to provide opportunities for our student-athletes to compete at the highest level on a national stage. That's The C-USA Way. Thanks to our valued bowl partners, our teams and fans can enjoy postseason competition and the wonderful experiences each of these bowl destinations has to offer. In addition to being eligible for the College Football Playoff, C-USA has bowl tie-ins with:

CHERIBUNDI TART CHERRY BOCA RATON BOWL
BAHAMAS BOWL ✦ BAD BOY MOWERS GASPARILLA BOWL
NEW MEXICO BOWL ✦ R+L CARRIERS NEW ORLEANS BOWL
HAWAI'I BOWL ✦ ZAXBY'S HEART OF DALLAS BOWL
WALK-ON'S INDEPENDENCE BOWL ✦ FRISCO BOWL

For a complete 2018-19 bowl lineup with dates and times, visit Bowl Central at ConferenceUSA.com.

C-USA

@ConferenceUSA ✦ #TheCUSAWay















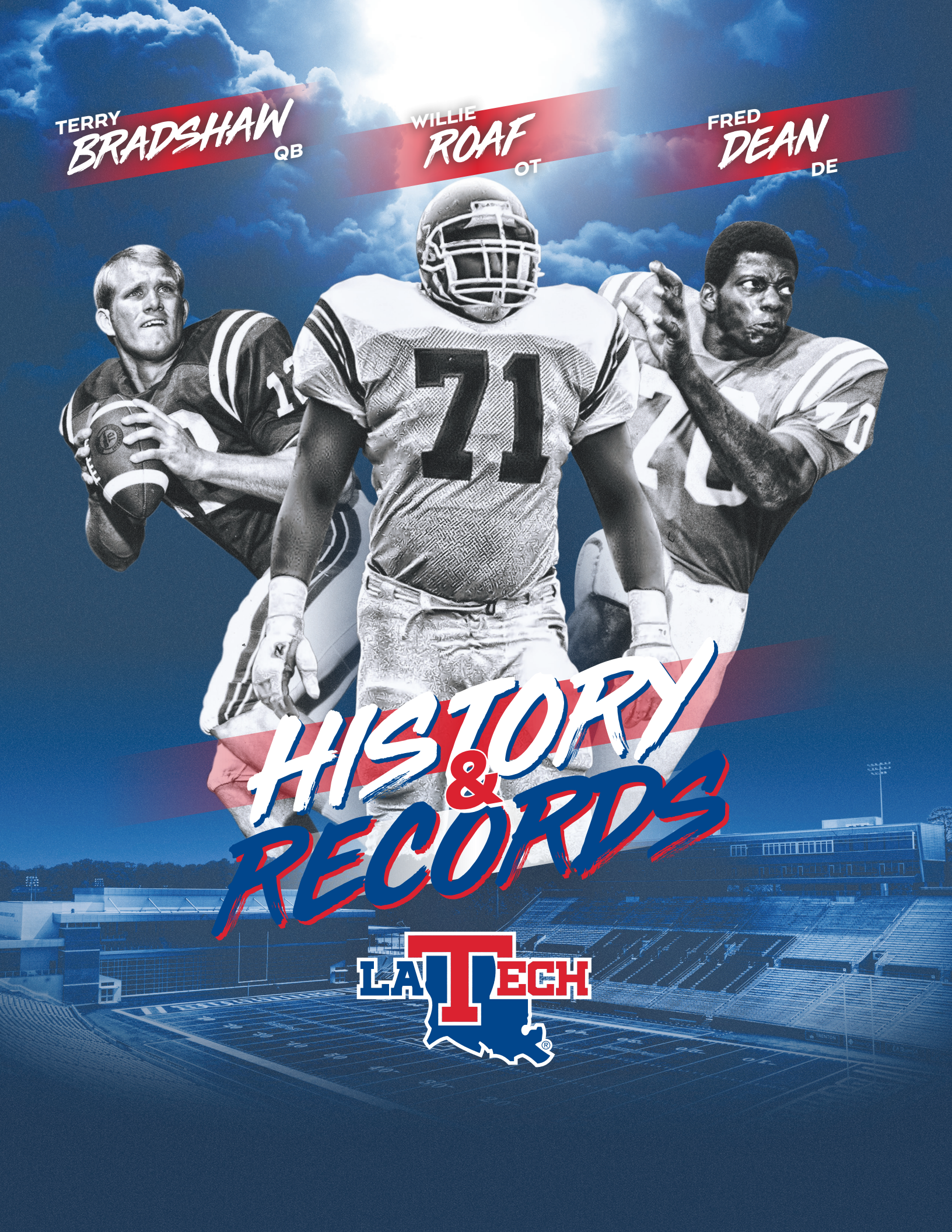
TERRY BRADSHAW QB
WILLIE ROAF OT
FRED DEAN DE
HISTORY & RECORDS
LA TECH

RUSHING RECORDS

CARRIES

Game

1.	47	Jason Davis vs. UL-Lafayette	Sept. 29, 1990
2.	44	Jason Cooper at UNLV	Oct. 8, 1994
3.	38	Ryan Moats at Hawai'i	Nov. 6, 2004
4.	36	Jason Davis vs. Arkansas State	Sept. 22, 1990
	36	Derrick Douglas vs. UL-Monroe	Nov. 4, 1989
	36	Derrick Douglas vs. Tulsa	Oct. 28, 1989
7.	35	Lennon Creer at #2 Boise State	Oct. 26, 2010
	35	Jason Davis at UTEP	Nov. 23, 1991
	35	Derrick Douglas at East Carolina	Sept. 30, 1989
10.	34	Five Separate Occasions	

Season

1.	288	Ryan Moats	2004
2.	281	Derrick Douglas	1989
3.	261	John Henry White	1977
4.	253	Kenneth Dixon	2014
5.	244	Jason Davis	1991
6.	243	Jason Cooper	1994
7.	233	Garlon Powell	1986
8.	222	Michael Richardson	1990
	222	Daniel Porter	2008
10.	212	Lennon Creer	2010

Career

1.	801	Kenneth Dixon	2012-15
2.	739	Jason Cooper	1991-94
3.	641	Garlon Powell	1984-87
4.	614	Daniel Porter	2006-09
5	606	John Henry White	1974-77
6.	603	Patrick Jackson	2005-08
7.	563	Derrick Douglas	1986-89
8.	553	Charles McDaniel	1971-74
9.	539	Jason Davis	1989-92
10.	499	Ryan Moats	2002-04

YARDAGE

Game

1.	302	Jason Davis vs. UL-Lafayette	Sept. 29, 1990
2.	267	Ryan Moats vs. Hawai'i	Oct. 18, 2003
3.	264	Bobby Ray Tell at UL-Lafayette	Oct. 2, 1999
4.	257	Ryan Moats vs. Nevada	Sept. 6, 2004
	257	Ryan Moats vs. UL-Lafayette	Sept. 11, 2004
6.	255	Jason Cooper vs. San Jose State	Nov. 12, 1994
7.	252	Lennon Creer at San Jose State	Nov. 27, 2010
8.	236	Ryan Moats vs. Fresno State	Oct. 2, 2004
9.	232	Kenneth Dixon vs. Idaho	Oct. 20, 2012
10.	228	Ryan Moats at Hawai'i	Nov. 6, 2004

Season

1.	1,774	Ryan Moats	2004
2.	1,351	Jason Davis	1991
3.	1,300	Ryan Moats	2003
4.	1,299	Kenneth Dixon	2014
5.	1,232	Derrick Douglas	1989
6.	1,216	Joe Smith	2002
7.	1,194	Kenneth Dixon	2012
8.	1,189	Jason Cooper	1994
9.	1,181	Lennon Creer	2010
10.	1,164	Daniel Porter	2008

Career

1.	4,480	Kenneth Dixon	2012-15
2.	3,352	Daniel Porter	2006-09
3.	3,342	Jason Cooper	1991-94
4.	3,112	Ryan Moats	2002-04
5.	2,944	John Henry White	1974-77
6.	2,888	Jason Davis	1989-92
7.	2,824	Patrick Jackson	2005-08
8.	2,754	Charles McDaniel	1971-74
9.	2,578	Garlon Powell	1984-87
10.	2,434	Derrick Douglas	1986-89

TOUCHDOWNS

Game

1.	6	Kenneth Dixon vs. North Texas	Nov. 7, 2015
	6	Kenneth Dixon vs. Idaho	Oct. 20, 2012
3.	5	Arry Moody at UL-Monroe	Nov. 20, 1976
4.	4	Shane Benoit vs. Eastern Michigan	Sept. 12, 1992
	4	Joe Smith vs. UTEP	Nov. 23, 2002
	4	Ryan Moats vs. Fresno State	Oct. 2, 2004
	4	Kenneth Dixon vs. UNLV	Oct. 6, 2012
	4	Kenneth Dixon at Texas State	Nov. 11, 2012
9.	3	27 Times (Last: Boston Scott vs. Rice)	Oct. 28, 2017

Season

1.	27	Kenneth Dixon	2012
2.	22	Kenneth Dixon	2014
3.	19	Kenneth Dixon	2015
4.	18	Ryan Moats	2004
5.	17	Arry Moody	1976
6.	16	Joe Smith	2002
7.	15	Charles McDaniel	1974
8.	14	Jason Davis	1991
	14	Charles McDaniel	1971
10.	13	Michael Richardson	1990
	13	Buster Herren	1969

Career

1.	72	Kenneth Dixon	2012-15
2.	52	Charles McDaniel	1971-74
3.	36	Arry Moody	1973-76
4.	29	Patrick Jackson	2005-08
5.	28	Buster Herren	1966-69
	28	Ryan Moats	2002-04
	28	Daniel Porter	2006-09
8.	27	Jason Davis	1989-92
9.	24	Joe Smith	2001-02
10.	23	Paul Hynes	1957-60
	23	A.L. Williams	1953-56

TOP 10 RUSHING PLAYS

1. 99 yards - Kenneth Dixon vs. UL-Lafayette (Sept. 6, 2014)
2. 88 yards - Gerald Lawrence vs. Southern Illinois (Nov. 9, 1991)
3. 84 yards - Bobby Ray Tell at UL-Lafayette (Oct. 2, 1999)
4. 83 yards - Ray Holley at New Mexico State (Oct. 27, 2012)
   83 yards - Ryan Moats vs. Fresno State (Oct. 2, 2004)
6. 79 yards - Joe Smith vs. UTEP (Nov. 23, 2002)
7. 78 yards - Phillip Livas at Kansas (Sept. 6, 2008)
8. 77 yards - Boston Scott vs. Arkansas State (Dec. 19, 2015)
9. 76 yards - Lee Ragsdale at South Carolina (Sept.16, 1995)
   76 yards - Arry Moody at UL-Lafayette (Oct. 12, 1974)



1,000-YARD RUSHING SEASONS



1,094 Yards — John Henry White, 1977

Date	Opponent	Att.	Yards	TDs
Sept. 10	Sacramento State (S)	11	67	1
Sept. 24	at Illinois State	27	186	2
Oct. 1	at McNeese State*	22	53	0
Oct. 8	UL-Lafayette*	30	105	0
Oct. 15	at Arkansas State*	33	223	1
Oct. 22	vs. Northwestern State	34	144	1
Oct. 29	Texas-Arlington*	16	46	2
Nov. 5	at Lamar*	19	43	0
Nov. 12	at Southern Miss	24	94	2
Nov. 19	North Texas	22	75	1
Nov. 24	UL-Monroe	23	58	1
Dec. 19	vs. Louisville	DNP	DNP	DNP
Totals	**11 games played**	**261**	**1,094**	**11**



1,232 Yards — Derrick Douglas, 1989

Date	Opponent	Att.	Yards	TDs
Sept. 2	at UL-Lafayette	28	119	1
Sept. 9	at Western Michigan	25	112	0
Sept. 16	at Florida	34	112	0
Sept. 30	at East Carolina	35	201	2
Oct. 7	at Akron	19	72	2
Oct. 14	Northern Illinois	22	93	1
Oct. 21	at Arkansas State	15	45	2
Oct. 28	Tulsa	36	203	1
Nov. 4	UL-Monroe	36	177	1
Nov. 11	at #11 Auburn	31	98	1
Totals	**10 games played**	**281**	**1,232**	**11**



1,114 Yards — Michael Richardson, 1990

Date	Opponent	Att.	Yards	TDs
Sept. 1	at East Carolina	24	113	1
Sept. 8	at McNeese State	13	93	1
Sept. 15	at Western Michigan	21	112	2
Sept. 22	Arkansas State	15	83	1
Sept. 29	UL-Lafayette	DNP	DNP	DNP
Oct. 6	at #5 Auburn	24	96	1
Oct. 13	at Tulsa	31	131	2
Oct. 27	Stephen F. Austin	27	102	1
Nov. 3	at UL-Monroe	21	83	0
Nov. 10	Akron	25	133	3
Nov. 17	Colorado State	21	168	1
Dec. 15	vs. Maryland	27	81	2
Totals	**11 games played**	**222**	**1,114**	**13**



1,351 Yards — Jason Davis, 1991

Date	Opponent	Att.	Yards	TDs
Aug. 31	at #12 Houston	20	87	0
Sept. 14	Montana	25	107	1
Sept. 21	at Eastern Michigan	DNP	DNP	DNP
Sept. 28	at Arkansas State	11	65	2
Oct. 5	at Northern Illinois	27	148	2
Oct. 12	at South Carolina	18	105	0
Oct. 26	at UL-Lafayette	34	178	0
Nov. 2	UL-Monroe	27	178	2
Nov. 9	Southern Illinois	18	147	2
Nov. 16	Southern Miss	29	133	2
Nov. 23	at UTEP	35	203	2
Totals	**10 games played**	**244**	**1,351**	**13**



1,189 Yards — Jason Cooper, 1994

Date	Opponent	Att.	Yards	TDs
Sept. 3	at Baylor	20	82	0
Sept. 10	Houston	26	116	1
Sept. 17	at South Carolina	14	24	0
Oct. 1	UL-Lafayette*	12	36	0
Oct. 8	at UNLV*	44	197	0
Oct. 15	Utah State*	16	27	0
Oct. 22	at Northern Illinois*	7	28	0
Oct. 29	at West Virginia	20	96	0
Nov. 5	Northwestern State	29	214	1
Nov. 12	San Jose State*	32	255	0
Nov. 19	at Arkansas State*	23	114	0
Totals	**11 games played**	**243**	**1,189**	**2**

1,000-YARD RUSHING SEASONS



1,216 Yards — Joe Smith, 2002

Date	Opponent	Att.	Yards	TDs
Aug. 31	Oklahoma State(S)	17	53	1
Sept. 7	at Clemson	19	69	1
Sept. 14	Tulsa*	18	177	2
Sept. 21	at #15 Penn State	17	68	0
Sept. 28	at #24 Texas A&M	10	26	0
Oct. 5	at Rice*	17	93	1
Oct. 19	at SMU*	13	135	3
Oct. 26	Nevada*	18	111	3
Nov. 9	at San Jose State*	26	114	1
Nov. 16	at #23 Boise State*	14	86	0
Nov. 22	UTEP* (S)	18	162	4
Dec. 5	Fresno State*	20	123	0
Totals	**12 games**	**208**	**1,216**	**16**



1,300 Yards — Ryan Moats, 2003

Date	Opponent	Att.	Yards	TDs
Aug. 28	#2 Miami (Fla.)	3	44	0
Sept. 6	at UL-Lafayette	12	42	0
Sept. 13	at Michigan State	6	36	0
Sept. 20	at Fresno State*	5	14	0
Oct. 4	Boise State*	8	99	1
Oct. 11	at UTEP*	22	118	2
Oct. 18	Hawai'i*	34	267	2
Oct. 25	at Nevada*	31	199	3
Nov. 1	at #7 LSU	16	124	0
Nov. 8	SMU*	17	100	1
Nov. 15	at Tulsa*	34	220	1
Nov. 29	Rice*	11	37	0
Totals	**12 games played**	**199**	**1,300**	**10**

1,774 Yards — Ryan Moats, 2004

Date	Opponent	Att.	Yards	TDs
Sept. 6	Nevada*	33	257	3
Sept. 11	UL-Lafayette	34	257	1
Sept. 18	at #4 Miami (Fla.)	14	81	0
Sept. 25	at #8 Tennessee	21	97	1
Oct. 2	#17 Fresno State*	34	236	4
Oct. 9	at #6 Auburn	3	0	0
Oct. 16	at SMU*	22	186	3
Oct. 23	UTEP*	21	99	1
Nov. 6	at Hawai'i*	38	228	2
Nov. 13	Tulsa*	31	205	2
Nov. 20	at #12 Boise State*	19	60	0
Nov. 29	at Rice*	18	68	1
Totals	**12 games played**	**288**	**1,774**	**18**



1,164 Yards — Daniel Porter, 2008

Date	Opponent	Att.	Yards	TDs
Aug. 30	Mississippi State	10	11	0
Sept. 6	at #14 Kansas	6	25	0
Sept. 20	Southeastern Louisiana	19	97	1
Oct. 1	#17 Boise State*	16	68	0
Oct. 11	at Hawai'i*	15	82	0
Oct. 18	Idaho*	23	145	2
Oct. 25	at Army	20	73	0
Nov. 1	Fresno State*	20	189	2
Nov. 8	at San Jose State*	18	102	0
Nov. 15	Utah State*	24	114	1
Nov. 22	at New Mexico State*	17	130	1
Nov. 29	Nevada*	16	50	1
Dec. 28	vs. Northern Illinois	18	78	1
Totals	**13 games played**	**222**	**1,164**	**9**

1,132 Yards — Daniel Porter, 2009

Date	Opponent	Att.	Yards	TDs
Sept. 5	at Auburn	17	56	0
Sept. 12	at Navy	10	44	1
Sept. 19	Nicholls State	13	34	1
Sept. 30	Hawai'i*	25	160	2
Oct. 9	at Nevada*	11	99	2
Oct. 17	New Mexico State*	19	132	0
Oct. 24	at Utah State*	18	68	0
Oct. 31	at Idaho*	11	47	1
Nov. 6	#5 Boise State*	24	92	1
Nov. 14	at #9 LSU	13	64	0
Nov. 21	at Fresno State*	22	137	0
Dec. 5	San Jose State*	28	199	3
Totals	**12 games played**	**211**	**1,132**	**11**



1,181 Yards — Lennon Creer, 2010

Date	Opponent	Att.	Yards	TDs
Sept. 4	vs. Grambling State	17	69	0
Sept. 11	at Texas A&M	7	31	0
Sept. 18	Navy	13	90	0
Sept. 25	Southern Miss	5	22	0
Oct. 2	at Hawai'i*	12	57	0
Oct. 9	Utah State*	18	120	2
Oct. 16	Idaho*	23	181	2
Oct. 26	at #2 Boise State*	35	149	2
Nov. 6	Fresno State*	17	56	0
Nov. 13	at New Mexico State*	17	107	1
Nov. 27	at San Jose State*	30	252	3
Dec. 4	#14 Nevada*	18	49	0
Totals	**12 games played**	**212**	**1,181**	**10**

1,000-YARD RUSHING SEASONS



1,194 Yards ***Kenneth Dixon, 2012***

Date	Opponent	Att.	Yards	TDs
Sept. 8	at Houston	18	90	1
Sept. 15	Rice	14	113	3
Sept. 22	at Illinois	11	41	0
Sept. 29	at Virginia	16	78	0
Oct. 6	UNLV	16	102	4
Oct. 13	#22 Texas A&M (S)	19	111	2
Oct. 20	Idaho*	17	232	6
Oct. 27	at New Mexico State*	20	69	1
Nov. 3	UTSA*	18	72	3
Nov. 10	at Texas State*	21	144	4
Nov. 17	Utah State*	22	109	2
Nov. 24	at San Jose State*	8	33	1
Totals	**13 games played**	**200**	**1,194**	**27**

1,299 Yards ***Kenneth Dixon, 2014***

Date		Opponent	Att.	Yards	TDs
Aug. 30		at Oklahoma	16	48	0
Sept. 6		at UL-Lafayette	12	190	2
Sept. 11		at North Texas	19	85	1
Sept. 20		Northwestern St.	22	105	2
Sept. 27		at Auburn	14	37	2
Oct. 4		UTEP	21	86	1
Oct. 18		UTSA	28	129	1
Oct. 25		at Southern Miss	19	54	1
Nov. 1		Western Kentucky	14	85	1
Nov. 8		at UAB	15	84	3
Nov. 22		at Old Dominion	23	116	1
Nov. 29		Rice	17	137	3
Dec. 6		at Marshall	20	160	3
Dec. 26	#	vs. Illinois	13	67	1
Totals		**14 Games Played**	**253**	**1,299**	**22**

1,070 Yards ***Kenneth Dixon, 2015***

Date		Opponent	Att.	Yards	TDs
Sept. 5		Southern	9	106	1
Sept. 10		at Western Kentucky*	22	68	2
Sept. 19		at Kansas State	17	81	0
Sept. 26		FIU*	25	169	2
Oct. 3		UL-Lafayette	22	59	1
Oct. 24		Middle Tennessee*	13	63	3
Oct. 30		at Rice*	19	92	2
Nov. 7		North Texas*	22	195	6
Nov. 21		at UTEP*	19	39	0
Nov. 28		Southern Miss*	9	-4	0
Dec. 19	#	vs. Arkansas State	21	102	2
Totals		**13 Games Played**	**197**	**1,070**	**19**



1,074 yards ***Jarred Craft, 2016***

Date	Opponent	Att.	Yards	TDs
Sept. 3	at Arkansas	12	68	1
Sept. 10	SC State	11	95	0
Sept. 17	at Texas Tech	21	151	1
Sept. 24	at Middle Tennessee*	20	91	0
Oct. 1	UTEP*	13	146	1
Oct. 6	WKU*	14	78	1
Oct. 15	at UMass	16	93	0
Oct. 22	at FIU*	12	60	0
Oct. 29	Rice*	8	23	1
Nov. 5	at North Texas*	24	120	1
Nov. 12	UTSA*	9	55	1
Nov. 25	at Southern Miss*	9	17	2
Dec. 3	vs. WKU	5	14	0
Dec. 23	vs. #25 Navy	17	63	0
Totals	**14 games played**	**191**	**1,074**	**9**



1,047 yards ***Boston Scott, 2017***

Date	Opponent	Att.	Yds	TD
Sep 2	NORTHWESTERN STATE	9	55	0
Sep 9	MISSISSIPPI STATE	13	96	0
Sep 16	at WKU*	8	29	0
Sep 23	at South Carolina	8	17	0
Sep 30	SOUTH ALABAMA	6	76	1
Oct 7	at UAB*	14	48	0
Oct 21	SOUTHERN MISS*	11	106	1
Oct 28	at Rice*	17	87	3
Nov 4	NORTH TEXAS*	16	64	1
Nov 11	FLORIDA ATLANTIC*	19	87	1
Nov 18	at UTEP*	22	134	0
Nov 25	UTSA*	20	138	1
Dec 20	vs. #25 SMU	20	110	0
Totals	**13 games played**	**183**	**1,047**	**8**

100-YARD RUSHING PERFORMANCES

Jason Davis, 1990 vs. UL-Lafayette 302
Ryan Moats, 2003 vs. Hawai'i 267
Bobby Ray Tell, 1999 at UL-Lafayette 264
Ryan Moats, 2004 vs. Nevada 257
Ryan Moats, 2004 vs. UL-Lafayette 257
Jason Cooper, 1994 vs. San Jose State 255
Lennon Creer, 2010 at San Jose State 252
Ryan Moats, 2004 vs. Fresno State 236
Kenneth Dixon, 2012 vs. Idaho 232
Ryan Moats, 2004 at Hawai'i 228
Robert Brunet, 1967 vs. Lamar 224
John Henry White, 1977 at Arkansas State 223
Ryan Moats, 2003 at Tulsa 220
Jason Cooper, 1994 vs. Northwestern St 214
Jason Davis, 1990 vs. Arkansas State 211
Kenneth Dixon, 2013 vs. Southern Miss 207
Ryan Moats, 2004 at Hawai'i 205
Tevin King, 2012 vs. Rice 204
Jason Cooper, 1991 at Arkansas State 204
Jason Davis, 1991 at UTEP 203
Derrick Douglas, 1989 vs. Tulsa 203
Derrick Douglas, 1989 at East Carolina 201
Kenneth Dixon, 2013 at UTEP 200
Ryan Moats, 2003 at Nevada 199
Daniel Porter, 2009 vs. San Jose State 199
Jason Cooper, 1994 at UNLV 197
Kenneth Dixon, 2015 vs. North Texas 195
Daniel Porter, 2008 vs. Fresno State 189
Joe Smith, 2001 at Tulsa 188
John Henry White, 1977 at Illinois State 186
Ryan Moats, 2004 at SMU 186
Carlton Jacobs, 1981 at Lamar 184
Kenneth Dixon, 2014 at UL-Lafayette 184
Tevin King, 2013 vs. Lamar 182
Lennon Creer, 2010 vs. Idaho 179
David Green, 1984 vs. Mississippi Valley St 179
Daniel Porter, 2006 vs. Utah State 178
Jason Davis, 1991 vs. UL-Monroe 178
Jason Davis, 1991 at UL-Lafayette 178
Lennon Creer, 2011 vs. Central Arkansas 177
Joe Smith, 2002 vs. Tulsa 177
Derrick Douglas, 1989 vs. UL-Monroe 177
Charles McDaniel, 1974 vs. NW St.[S] 171
Kenneth Dixon, 2015 vs. FIU 169
Kenneth Dixon, 2015 at WKU 168
Michael Richardson, 1990 vs. Colorado State 168
Lee Ragsdale, 1996 vs. UL-Lafayette 167
Charles McDaniel, 1973 vs. UL-Monroe 167
John Henry White, 1975 vs. Chattanooga 166
Jason Cooper, 1992 vs. Arkansas State 164
Lee Ragsdale, 1995 vs. Northern Illinois 163
Joe Smith, 2002 vs. UTEP[S] 162
Daniel Porter, 2009 vs. Hawai'i 160
J.W. Slack, 1959 at McNeese State 158
Kenneth Dixon, 2014 at Marshall 156
Bobby Ray Tell, 1999 vs. Middle Tenn. 156
Mark Dillard, 2005 vs. Hawai'i 155
Patrick Jackson, 2007 at Idaho 155
Lee Ragsdale, 1995 at New Mexico St. 152
Jarred Craft, 2016 at Texas Tech 151
Lennon Creer, 2010 at #2 Boise State 149
Hunter Lee, 2011 vs. New Mexico St. 148
Jason Davis, 1991 at Northern Illinois 148
Jason Davis, 1991 vs. Southern Illinois 147
Jarred Craft, 2016 vs. UTEP 146
Ray Holley, 2012 at Texas State 145
Daniel Porter, 2008 vs. Idaho 145
Kenneth Dixon, 2012 at Texas State 144
John Henry White, 1977 vs. NW St.[S] 144
Joe Smith, 2001 at UTEP 140
Ray Holley, 2012 vs. UNLV 139
Glen Berteau, 1972 at UL-Lafayette 139
Boston Scott, 2017 vs. UTSA 138
Mark Dillard, 2005 at Idaho 138
George Yates, 1978 vs. Arkansas State 138
James Oliver, 1954 at UL-Monroe 138
Kenneth Dixon, 2014 vs. Rice 137
Charles McDaniel, 1971 at Chattanooga 137
Daniel Porter, 2009 at Fresno State 137
Boston Scott, 2016 vs. Rice 137
Patrick Jackson, 2006 at New Mexico St. 136
Jason Davis, 1992 vs. UL-Lafayette 136
Jaqwis Dancy, 2017 at UTEP 135
Garlon Powell, 1986 at UL-Lafayette 135
Charles McDaniel, 1971 vs. NW St.[S] 135
J.W. Slack, 1959 at Southeastern La 135
Boston Scott, 2017 at UTEP 134

Cont'd on next page

100-YARD RUSHING PERFORMANCES (CONT'D)

Hunter Lee, 2011 at Idaho....134
Joe Smith, 2002 at SMU....134
Garlon Powell, 1986 vs. West Texas A&M....134
Roland Harper, 1974 at UL-Monroe....134
Russell Rainbolt, 1955 vs. UL-Monroe....134
Jimmy Harrison, 1949 vs. Southern Miss....134
Jason Davis, 1991 vs. Southern Miss....133
Michael Richardson, 1990 vs. Akron....133
Jimmy Harrison, 1948 at UL-Lafayette....133
Jason Armstrong, 1995 at Bowling Green....132
Arry Moody, 1974 at UL-Lafayette....132
Daniel Porter, 2009 vs. New Mexico St.....132
Michael Richardson, 1990 at Tulsa....131
Daniel Porter, 2007 vs. Boise State....131
Ray Holley, 2012 at New Mexico St.....130
Daniel Porter, 2008 at New Mexico St.....130
Gerald Lawrence, 1991 vs. Southern Illinois....130
Charles McDaniel, 1974 vs. McNeese....130
Joe Smith, 2001 at Auburn....130
Garlon Powell, 1986 at Tulsa....129
Gene Knecht, 1950 vs. Louisiana College....129
Daniel Porter, 2007 at Utah State....129
Kenneth Dixon, 2013 at Kansas....129
John Simon, 2000 at Tulsa....128
Arry Moody, 1973 vs. UL-Monroe....128
Hunter Lee, 2011 at Ole Miss....127
Gene Knecht, 1950 vs. NW State[S]....127
Jimmy Harrison, 1948 vs. Memphis....125
Bobby Ray Tell, 1996 at Central Michigan....124
Rocky Kingrea, 1992 vs. East Tenn. State....124
Ryan Moats, 2003 at LSU....124
Joe Smith, 2002 vs. Fresno State....123
Carlton Jacobs, 1981 vs. NW St.[S]....123
Jewell Humphries, 1949 at Bradley....123
Kenneth Dixon, 2014 vs UTSA....121
Jarred Craft, 2016 at North Texas....120
Lennon Creer, 2010 vs. Utah State....120
Patrick Jackson, 2007 vs. Central Arkansas....120
Freddie Franklin, 2005 at Fresno State....120
Bobby Ray Tell, 1997 at UAB....120
Jason Cooper, 1992 vs. Eastern Michigan....120
John Henry White, 1976 at Arkansas State....120
Charles McDaniel, 1972 at No. Arizona....120
Kenneth Dixon, 2013 at FIU....119
Derrick Douglas, 1989 at UL-Lafayette....119
Roland Harper, 1973 vs. Arkansas State....119
Gerald McDowell, 1964 vs. NW St.[S]....118
Ryan Moats, 2003 at UTEP....118
Kenneth Dixon, 2013 at NC State....118
Charles McDaniel, 1971 at Tampa....117
Daniel Porter, 2008 vs. Utah State....116
Patrick Jackson, 2006 vs. Nicholls State....116
Jason Cooper, 1994 vs. Houston....116
Jason Cooper, 1991 vs. UL-Monroe....116
John Henry White, 1976 vs. McNeese....116
Buster Herren, 1968 at UL-Monroe....116
A.L. Williams, 1954 vs. Austin College....116
Troy Edwards, 1997 at UL-Lafayette....115
George Yates, 1980 at Southern Miss....115
Joe Smith, 2002 at San Jose State....114
Jason Cooper, 1994 at Arkansas State....114
Garlon Powell, 1985 vs. UL-Monroe....114
Arry Moody, 1976 vs. Lamar....114
Charles McDaniel, 1971 vs. Lamar....114
Joe Rabb, 1950 at Stephen F. Austin....114
Kenneth Dixon, 2012 vs. Rice....113
Lennon Creer, 2011 at Fresno State....113
Bobby Ray Tell, 1998 vs. UL-Lafayette....113
Michael Richardson, 1990 at East Carolina....113
Garlon Powell, 1986 vs. Arkansas State....113
John Henry White, 1975 vs. Southeastern La....113
Glen Berteau, 1973 vs. Northwestern St.[S]....113
Tevin King, 2012 at Houston....112
Lennon Creer, 2011 vs. San Jose State....112
Jason Cooper, 1991 vs. Montana....112
Michael Richardson, 1990 at Western Michigan....112
Derrick Douglas, 1989 at Florida....112
Derrick Douglas, 1989 at Western Michigan....112
Garlon Powell, 1987 at Kansas....112
Robert Brunet, 1967 vs. Lamar....112
Billy Hughes, 1957 vs. Arkansas State....112
Joe Rabb, 1950 at Southern Mississippi....112
Tevin King, 2013 vs. Tulsa....111
Kenneth Dixon, 2012 vs. #22 Texas A&M[S]....111
Joe Smith, 2002 vs. Nevada....111
Jason Armstrong, 1995 vs. Tulsa[S]....110
Jessie Clark, 1979 vs. UL-Lafayette....110
John Henry White, 1976 at UL-Monroe....110
Arry Moody, 1973 vs. Texas-Arlington....110
Charles McDaniel, 1971 vs. UL-Lafayette....110
Kenneth Dixon, 2012 vs. Utah State....109
Jason Cooper, 1991 vs. Southern Illinois....109
Arry Moody, 1975 at McNeese State....109
Richie Golmon, 1968 at Mississippi State....109
Buster Herren, 1969 vs. UL-Lafayette....108
Jason Armstrong, 1995 vs. Arkansas St....107
Jason Davis, 1991 vs. Montana....107
Garlon Powell, 1986 at McNeese....107
David Green, 1984 at Middle Tennessee....107
Roland Harper, 1971 vs. UL-Monroe....107
Robert Brunet, 1965 vs. UL-Lafayette....107
Jackie Martin, 1952 vs. Central Oklahoma....107
Gene Knecht, 1951 at Howard Payne....107
Boston Scott, 2017 vs. Southern Miss....106
Ryan Higgins, 2016 vs. Rice....106
Boston Scott, 2015 vs. Arkansas State....106
Kenneth Dixon, 2015 vs. Southern....106
Kenneth Dixon, 2014 at Old Dominion....106
Jason Cooper, 1993 vs. Arkansas State....106
Jason Davis, 1992 vs. East Tennessee St....106
Eddie Taylor, 1966 at Lamar....106
Paul Hynes, 1959 at Lamar....106
Joe Rabb, 1948 vs. Louisiana College....106
Jason Davis, 1991 at South Carolina....105
John Henry White, 1977 vs. UL-Lafayette....105
Robert Brunet, 1967 at McNeese....105
Derrick Douglas, 1987 vs. NW St.[S]....104
Nate Williams, 1983 vs. McNeese....104
Earl James Greer, 1980 vs. Lamar....104
James Oliver, 1953 vs. SE Louisiana....104
Kenneth Dixon, 2014 vs. Northwestern St.....103
Jason Davis, 1992 vs. East Tennessee St....103
Earl James Greer, 1980 at Arkansas State....103
Earl James Greer, 1980 vs. NW St.[S]....103
Arry Moody, 1975 vs. Northwestern St.[S]....103
Kenneth Dixon, 2015 vs. Arkansas State....102
Kenneth Dixon, 2012 vs. UNLV....102
Daniel Porter, 2008 at San Jose State....102
Michael Richardson, 1990 vs. SFA....102
Garlon Powell, 1984 at UL-Monroe....102
Bubba Sanchez, 1967 vs. Arkansas State....102
Paul Hynes, 1958 vs. McMurray....102
James Oliver, 1953 vs. Florida State....102
Gene Knecht, 1949 vs. Oklahoma City....102
Patrick Jackson, 2007 at Utah State....101
Buster Herren, 1969 vs. UL-Monroe....101
Derrick Douglas, 1988 vs. Southern Miss....100
Michael Richardson, 1988 vs. Arkansas State....100
Arry Moody, 1976 at Ball State....100
John Henry White, 1975 vs. UL-Lafayette....100
Glen Berteau, 1972 vs. Eastern Michigan....100
Russell Rainbolt, 1955 at Howard Payne....100
Ryan Moats, 2003 vs. SMU....100

S game played in Shreveport

YEARLY RUSHING LEADERS

Year	Name	Att.	Yards
2017	Boston Scott	183	1,047
2016	Jarred Craft	191	1,074
2015	Kenneth Dixon	197	1,070
2014	Kenneth Dixon	253	1,299
2013	Kenneth Dixon	151	917
2012	Kenneth Dixon	200	1,194
2011	Lennon Creer	198	838
2010	Lennon Creer	212	1,181
2009	Daniel Porter	211	1,132
2008	Daniel Porter	222	1,164
2007	Patrick Jackson	202	950
2006	Patrick Jackson	170	888
2005	Mark Dillard	155	672
2004	Ryan Moats	288	1,774
2003	Ryan Moats	199	1,300
2002	Joe Smith	208	1,216
2001	Joe Smith	172	874
2000	John Simon	109	598
1999	Bobby Ray Tell	94	552
1998	Bobby Ray Tell	101	584
1997	Bobby Ray Tell	118	800
1996	Lee Ragsdale	176	808
1995	Lee Ragsdale	108	768
1994	Jason Cooper	243	1,189
1993	Jason Cooper	177	590
1992	Jason Cooper	174	733
1991	Jason Davis	244	1,351
1990	Michael Richardson	222	1,114
1989	Derrick Douglas	281	1,232
1988	Derrick Douglas	133	602
1987	Garlon Powell	109	458
1986	Garlon Powell	233	970
1985	Garlon Powell	139	591
1984	Garlon Powell	160	608
1983	Nate Williams	115	357
1982	Carlton Jacobs	88	360
1981	Carlton Jacobs	134	688
1980	Earl James Greer	127	517
1979	Jessie Clark	92	443
1978	George Yates	155	637
1977	John Henry White	261	1,094
1976	John Henry White	145	767
1975	John Henry White	152	835
1974	Charles McDaniel	143	700
1973	Charles McDaniel	123	690
1972	Glen Berteau	142	569
1971	Charles McDaniel	166	913
1970	Mike Lord	136	458
1969	Buster Herren	128	556
1968	Buster Herren	133	591
1967	Robert Brunet	106	631
1966	Eddie Taylor	107	434
1965	Robert Brunet	100	477
1964	Gerald McDowell	118	427
1963	Gerald McDowell	94	358
1962	Wayne Noland	70	285
1961	Jack Lestage	57	213
	Andy Farless	57	213
1960	Paul Hynes	83	359
1959	J.W. Slack	134	588
1958	Paul Hynes	96	633
1957	Paul Hynes	79	35
1956	Jerry Frasier	98	428
1955	Russell Rainbolt	111	615
1954	Russell Rainbolt	69	383
1953	James Oliver	74	515
1952	Jackie Martin	86	416
1951	Gene Knecht	109	374
1950	Joe Rabb	163	738
1949	Jimmy Harrison	131	606
1948	Jimmy Harrison	117	643

300-YARD GAMES (1)

Jason Davis....1
Total....1

200-YARD GAMES (10)

Ryan Moats....7
Jason Cooper....3
Jason Davis....3
Kenneth Dixon....3
Derrick Douglas....2
Robert Brunet....1
Lennon Creer....1
Tevin King....1
Bobby Ray Tell....1
John Henry White....1
Total....23

100-YARD GAMES (55 PLAYERS)

Kenneth Dixon....22
Jason Davis....13
Jason Cooper....12
Ryan Moats....12
Daniel Porter....12
John Henry White....10
Charles McDaniel....9
Joe Smith....9
Derrick Douglas....8
Garlon Powell....8
Lennon Creer....7
Arry Moody....7
Michael Richardson....7
Boston Scott....6
Patrick Jackson....5
Bobby Ray Tell....5
Robert Brunet....4
Tevin King....4
Gene Knecht....4
Jason Armstrong....3
Glen Berteau....3
Jarred Craft....3
Earl James Greer....3
Roland Harper....3
Jimmy Harrison....3
Buster Herren....3
Ray Holley....3
Hunter Lee....3
James Oliver....3
Joe Rabb....3
Lee Ragsdale....3
Mark Dillard....2
David Green....2
Paul Hynes....2
Carlton Jacobs....2
Russell Rainbolt....2
J.W. Slack....2
George Yates....2
Jessie Clark....1
Jaqwis Dancy....1
Troy Edwards....1
Freddie Franklin....1
Richie Golmon....1
Ryan Higgins....1
Billy Hughes....1
Jewell Humphries....1
Rocky Kingrea....1
Gerald Lawrence....1
Jackie Martin....1
Gerald McDowell....1
Bubba Sanchez....1
John Simon....1
Eddie Taylor....1
A.L. Williams....1
Nate Williams....1
Total....231

PASSING RECORDS

ATTEMPTS

Game

1.	72	Luke McCown at Miami	Oct. 28, 2000
2.	68	Tim Rattay at USC	Nov. 26, 1999
	68	Tim Rattay at Nebraska	Aug. 29, 1998
4.	66	Tim Rattay at Toledo	Oct. 30, 1999
	66	Luke McCown vs. Oklahoma State	Aug. 31, 2002
6.	65	Luke McCown at Auburn	Oct. 21, 2000
	65	Tim Rattay vs. Texas A&M (Shreveport)	Sept. 4, 1999
	65	Jason Martin vs. Nevada	Oct. 21, 1995
9.	64	Tim Rattay vs. UCF	Sept. 5, 1998
	64	Ken Lantrip at UL-Monroe	Nov. 21, 1970

Season

1.	559	Tim Rattay	1998
2.	522	Colby Cameron	2012
3.	521	Luke McCown	2001
4.	516	Tim Rattay	1999
5.	505	Luke McCown	2002
6.	496	Ryan Higgins	2016
7.	450	Jeff Driskel	2015
8.	448	Cody Sokol	2014
9.	477	Tim Rattay	1997
10.	432	Luke McCown	2003

Career

1.	1,827	Luke McCown	2000-03
2.	1,552	Tim Rattay	1997-99
3.	1,320	Jason Martin	1993-96
4.	1,103	Matt Dunigan	1979-82
5.	982	Gene Johnson	1988-91
6.	854	Colby Cameron	2009-12
7.	812	Ryan Higgins	2013-16
8.	807	Terry Bradshaw	1966-69
9.	767	Zac Champion	2004-07
10.	743	Ross Jenkins	2006-10

COMPLETIONS

Game

1.	47	Luke McCown at Auburn	Oct. 21, 2000
2.	46	Tim Rattay at UCF	Nov. 26, 1999
	46	Tim Rattay at Nebraska	Aug. 29, 1998
4.	45	Tim Rattay vs. Texas A&M (Shreveport)	Sept. 4, 1999
5.	44	Colby Cameron vs. Texas A&M (Shreveport)	Oct. 13, 2013
	44	Tim Rattay at Toledo	Oct. 30, 1999
7.	43	Tim Rattay vs. UCF	Sept. 5, 1998
8.	42	Luke McCown at Miami	Oct. 28, 2000
9.	41	Tim Rattay vs. Middle Tennessee State	Oct. 16, 1999
10.	38	Colby Cameron at San Jose State	Nov. 24, 2012
	38	Luke McCown vs. Oklahoma State (Shreveport)	Aug. 31, 2002

Season

1.	380	Tim Rattay	1998
2.	359	Colby Cameron	2012
3.	342	Tim Rattay	1999
4.	329	Ryan Higgins	2016
5.	302	Luke McCown	2001
6.	296	Luke McCown	2002
7.	293	Tim Rattay	1997
8.	281	Jeff Driskel	2015
9.	260	Cody Sokol	2014
10.	247	Jason Martin	1996

Career

1.	1,088	Luke McCown	2000-03
2.	1,015	Tim Rattay	1997-99
3.	705	Jason Martin	1993-96
4.	550	Matt Dunigan	1979-82
5.	545	Colby Cameron	2009-12
6.	516	Ryan Higgins	2013-16
7.	504	Gene Johnson	1988-91
8.	438	Ross Jenkins	2006-10
9.	424	Terry Bradshaw	1966-69
10.	423	Zac Champion	2004-07

YARDAGE

Game

1.	590	Tim Rattay at Nebraska	Aug. 29, 1998
2.	561	Tim Rattay at UCF	Oct. 23, 1999
3.	542	Jason Martin vs. Toledo	Oct. 19, 1996
4.	539	Tim Rattay at Boise State	Oct. 3, 1998
5.	524	Tim Rattay vs. UCF	Sept. 6, 1998
6.	510	Tim Rattay vs. Central Michigan	Sept. 20, 1997
7.	508	Tim Rattay at Toledo	Oct. 30, 1999
	508	Tim Rattay at Ark. State	Nov. 7, 1998
9.	504	Ryan Higgins at Middle Tennessee	Sept. 24, 2016
10.	492	Ken Lantrip at UL-Monroe	Nov. 21, 1970

Season

1.	4,943	Tim Rattay	1998
2.	4,617	Ryan Higgins	2016
3.	4,147	Colby Cameron	2012
4.	4,033	Jeff Driskel	2015
5.	3,922	Tim Rattay	1999
6.	3,881	Tim Rattay	1997
7.	3,665	Luke McCown	2001
8.	3,539	Luke McCown	2002
9.	3,436	Cody Sokol	2014
10.	3,360	Jason Martin	1996

Career

1.	12,994	Luke McCown	2000-03
2.	12,746	Tim Rattay	1997-99
3.	9,062	Jason Martin	1993-96
4.	7,042	Matt Dunigan	1979-82
5.	6,589	Terry Bradshaw	1966-69
6.	6,539	Ryan Higgins	2013-16
7.	6,417	Colby Cameron	2009-12
8.	6,059	Gene Johnson	1988-91
9.	5,036	Ross Jenkins	2006-10
10.	4,964	Ken Lantrip	1968-71

TOUCHDOWNS

Game

1.	8	Jason Martin vs. Toledo	Oct. 19, 1996
2.	7	Tim Rattay at Boise State	Oct. 3, 1998
	7	Tim Rattay at Arkansas State	Nov. 7, 1998
4.	6	Luke McCown vs. UL-Lafayette	Oct. 14, 2000
	6	Tim Rattay vs. UL-Monroe	Nov. 13, 1999
	6	Tim Rattay vs. Nicholls State	Oct. 31, 1998
	6	Tim Rattay vs. Central Michigan	Sept. 20, 1997
	6	Jason Martin vs. Northern Illinois	Nov. 18, 1995
9.	5	10 Times (Last: Ryan Higgins at UMass)	Oct. 15, 2016

Season

1.	46	Tim Rattay	1998
2.	41	Ryan Higgins	2016
3.	35	Tim Rattay	1999
4.	34	Tim Rattay	1997
5.	32	Jason Martin	1996
6.	31	Colby Cameron	2012
7.	30	Cody Sokol	2014
8.	29	Luke McCown	2001
9.	27	Jeff Driskel	2015
10.	24	Jason Martin	1995

Career

1.	115	Tim Rattay	1997-99
2.	88	Luke McCown	2000-03
3.	64	Jason Martin	1993-96
4.	48	Ryan Higgins	2013-16
5.	45	Colby Cameron	2009-12
6.	40	Matt Dunigan	1979-82
7.	39	Gene Johnson	1988-91
	39	Terry Bradshaw	1966-69
9.	36	Ross Jenkins	2006-10
10.	31	Steve Haynes	1973-76

INTERCEPTIONS

Game

1.	5	Luke McCown at Auburn	Oct. 20, 2001
	5	Brian Stallworth at Penn State	Sept. 9, 2000
	5	Jason Martin at San Jose State	Oct. 23, 1993
	5	Gene Johnson vs. Ark. State	Oct. 29, 1988
	5	David Brewer vs. Lamar	Sept. 24, 1983
	5	Mark Buchanan vs. UTA	Oct. 27, 1979
	5	Terry Bradshaw at Southeastern Louisiana	Nov. 8, 1969
8.	4	Numerous Times (Last: Ryan Higgins vs. Tulsa, Nov. 23, 2013)	

Season

1.	21	David Brewer	1983
2.	19	Luke McCown	2002
3.	18	Zac Champion	2006
	17	Keith Thibodeaux	1977
	17	Ken Lantrip	1970
6.	16	Jason Martin	1996
	16	Matt Dunigan	1981
8.	15	Luke McCown	2000
	15	Jason Martin	1994
	15	Matt Dunigan	1982
	15	Terry Bradshaw	1968

Career

1.	65	Luke McCown	2000-03
2.	55	Jason Martin	1993-96
3.	50	Matt Dunigan	1979-82
4.	42	Terry Bradshaw	1966-69
5.	38	Gene Johnson	1988-91
6.	35	Tim Rattay	1997-99
7.	34	Jordan Stanley	1983-86
	34	Phil Robertson	1965-67
9.	32	Ken Lantrip	1968-71
10.	31	Billy Laird	1968-71

YEARLY LEADERS

Year	Player	Att	Comp	Int	Yards	TDs
2017	J'Mar Smith	409	229	5	2,974	16
2016	Ryan Higgins	496	329	8	4,617	41
2015	Jeff Driskel	450	281	8	4,033	27
2014	Cody Sokol	448	260	13	3,436	30
2013	Ryan Higgins	281	166	13	1,715	6
2012	Colby Cameron	522	359	5	4,147	31
2011	Nick Isham	257	155	7	1,457	8
2010	Ross Jenkins	274	172	6	1,760	12
2009	Ross Jenkins	290	172	5	2,095	17
2008	Ross Jenkins	174	92	3	1,155	7
2007	Zac Champion	395	227	10	2,221	13
2006	Zac Champion	364	190	18	2,466	14
2005	Matt Kubik	312	171	7	2,202	18
2004	Matt Kubik	242	123	10	1,818	10
2003	Luke McCown	432	246	14	3,246	19
2002	Luke McCown	505	296	19	3,539	19
2001	Luke McCown	521	302	17	3,665	29
2000	Luke McCown	369	244	15	2,544	21
1999	Tim Rattay	516	342	12	3,922	35
1998	Tim Rattay	559	380	13	4,943	46
1997	Tim Rattay	477	293	10	3,881	34
1996	Jason Martin	415	247	16	3,360	32
1995	Jason Martin	370	206	12	2,606	24
1994	Jason Martin	342	160	15	1,882	4
1993	Jason Martin	193	92	12	1,218	4
1992	Aaron Ferguson	184	99	7	1,025	1
1991	Gene Johnson	207	118	6	1,281	10
1990	Gene Johnson	297	165	9	2,129	13
1989	Gene Johnson	296	147	10	1,779	12
1988	Conroy Hines	262	116	6	1,286	5
1987	David McKinney	198	78	6	908	3
1986	Jordan Stanley	150	74	11	863	3
1985	Jordan Stanley	238	123	10	1,544	7
1984	Kyle Gandy	115	53	4	804	7
1983	David Brewer	329	161	21	1,848	9
1982	Matt Dunigan	413	222	15	2,843	23
1981	Matt Dunigan	313	153	16	1,898	6
1980	Matt Dunigan	313	149	13	1,939	9
1979	Matt Buchanan	128	60	13	840	4
1978	Keith Thibodeaux	198	81	11	1,128	5
1977	Keith Thibodeaux	260	137	17	2,384	9
1976	Steve Haynes	216	120	11	1,981	16
1975	Randy Robertson	114	72	4	1,079	8
1974	Randy Robertson	91	50	5	830	6
1973	Denny Duron	199	93	8	1,607	13
1972	Denny Duron	217	104	11	1,891	8
1971	Ken Lantrip	221	119	12	2,105	13
1970	Ken Lantrip	326	170	17	2,156	8
1969	Terry Bradshaw	248	136	14	2,314	14
1968	Terry Bradshaw	339	176	15	2,890	22
1967	Terry Bradshaw	139	78	10	981	3
1966	Phil Robertson	205	90	18	1,011	4
1965	Billy Laird	179	109	10	1,285	7
1964	Billy Laird	205	106	12	1,361	9
1963	Billy Laird	157	90	7	1,103	8
1962	Mickey Slaughter	138	79	4	932	3
1961	Mickey Slaughter	127	79	4	856	6
1960	Mickey Slaughter	114	64	4	834	6

300-YARD GAMES (22)

Tim Rattay	27
Luke McCown	22
Colby Cameron	10
Ryan Higgins	9
Jeff Driskel	8
Jason Martin	8
Terry Bradshaw	7
Matt Dunigan	4
J'Mar Smith	**3**
Cody Sokol	3
Keith Thibodeaux	3
Nick Isham	2
Gene Johnson	2
Ken Lantrip	2
Steve Haynes	2
Matt Kubik	2
Ross Jenkins	2
Conroy Hines	1
David Brewer	1
Brian Stallworth	1
Phil Robertson	1
Zac Champion	1
Total	**121**

400-YARD GAMES (10)

Tim Rattay	12
Luke McCown	12
Ryan Higgins	6
Jason Martin	5
Colby Cameron	3
Terry Bradshaw	2
Jeff Driskel	1
Cody Sokol	1
Ken Lantrip	1
Ross Jenkins	1
Total	**44**

500-YARD GAMES (3)

Tim Rattay	7
Ryan Higgins	2
Jason Martin	1
Total	**10**

300-YARD PASSING GAMES

590	Tim Rattay at Nebraska	Aug. 29, 1998
561	Tim Rattay at UCF	Oct. 23, 1999
542	Jason Martin vs. Toledo	Oct. 19, 1996
539	Tim Rattay vs. Boise State	Oct. 3, 1998
524	Tim Rattay vs. UCF	Sept. 5, 1998
510	Tim Rattay vs. Central Michigan	Sept. 20, 1997
508	Tim Rattay at Toledo	Oct. 30, 1999
508	Tim Rattay at Ark. St.	Nov. 7, 1998
504	Ryan Higgins at Middle Tennessee	Sept. 24, 2016
502	Ryan Higgins at WKU	Dec. 3, 2016
492	Ken Lantrip at UL-Monroe	Nov. 21, 1970
484	Ryan Higgins at UMass	Oct. 15, 2016
471	Tim Rattay at Tulane	Nov. 26, 1998
468	Colby Cameron at San Jose State	Nov. 24, 2012
466	Tim Rattay at UAB	Nov. 13, 1999
464	Luke McCown vs. Boise State	Nov. 3, 2001
458	Jeff Driskel vs. Arkansas State	Dec. 19, 2016
455	Jason Martin vs. Nevada	Oct. 14, 1995
454	Ryan Higgins vs. WKU	Oct. 6, 2016
450	Colby Cameron vs. Texas A&M*	Oct. 13, 2012
448	Luke McCown vs. Oklahoma State	Aug. 31, 2002
445	Jason Martin at Pacific	Oct. 14, 1995
445	Terry Bradshaw vs. NMSU	Nov. 28, 1968
441	Jason Martin vs. Arkansas State	Nov. 9, 1996
437	Luke McCown vs. Boise State	Oct. 4, 2003
436	Luke McCown at Michigan State	Sept. 13, 2003
434	Tim Rattay vs. Nicholls State	Oct. 31, 1998
433	Luke McCown at Auburn	Oct. 21, 2000
432	Terry Bradshaw at UL-Lafayette	Oct. 12, 1968
423	Cody Sokol at Southern Miss	Oct. 25, 2014
422	Ross Jenkins vs. Idaho	Oct. 16, 2010
421	Luke McCown vs. UTEP	Nov. 22, 2002
418	Luke McCown at Miami	Oct. 28, 2000
415	Jason Martin at Northern Illinois	Oct. 22, 1994
409	Ryan Higgins vs. #25 Navy	Dec. 23, 2016
409	Ryan Higgins vs. SC State	Sept. 10, 2016
407	Luke McCown at Nevada	Oct. 13, 2001
407	Luke McCown vs. San Jose State	Oct. 6, 2001
406	Tim Rattay vs. Middle Tennessee	Oct. 16, 1999
406	Luke McCown at Penn State	Sept. 21, 2002
405	Luke McCown vs. Hawai'i	Oct. 18, 2003
405	Tim Rattay at USC	Nov. 26, 1999
404	Luke McCown at UL-Monroe	Nov. 11, 2000
400	Colby Cameron vs. Idaho	Oct. 20, 2012
396	Colby Cameron vs. Utah State	Nov. 17, 2012
396	Gene Johnson at McNeese	Sept. 8, 1990
396	Matt Dunigan at Texas A&M	Sept. 25, 1982
393	Tim Rattay at Arkansas (L.R.)	Sept. 27, 1997
387	Cody Sokol vs. Rice	Nov. 29, 2014
385	Tim Rattay at UL-Monroe	Oct. 10, 1998
384	Luke McCown vs. Rice	Oct. 27, 2001
383	Tim Rattay vs. UL-Monroe	Nov. 6, 1999
381	Luke McCown at Auburn	Oct. 20, 2001
376	Colby Cameron at Fresno State	Nov. 5, 2011
376	Luke McCown vs. Nevada	Oct. 26, 2002
368	Tim Rattay at Alabama	Sept. 18, 1999
364	Tim Rattay at UL-Lafayette	Nov. 15, 1997
363	Luke McCown vs. UCF	Nov. 4, 2000
361	Tim Rattay at Alabama	Nov. 1, 1997
359	Steve Haynes vs. UL-Monroe	Nov. 20, 1976
358	Tim Rattay vs. Bowling Green	Aug. 30, 1997
357	Jeff Driskel vs. Southern	Sept. 5, 2015
357	Conroy Hines at Kansas State	Oct. 6, 1988
357	Ross Jenkins vs. Nicholls State	Sept. 19, 2009
355	Jeff Driskel vs. Southern Miss	Nov. 28, 2015
355	Colby Cameron at Nevada	Nov. 19, 2011
353	Colby Cameron at Houston	Sept. 8, 2012
353	Luke McCown vs. UL-Lafayette	Oct. 14, 2000
352	Tim Rattay at Wyoming	Sept. 26, 1998
351	Jeff Driskel at UTSA	Oct. 10, 2015
348	Colby Cameron vs. UTSA	Nov. 3, 2012
343	Ken Lantrip vs. Southern Miss	Nov. 13, 1971
343	Ryan Higgins vs. North Texas	Oct. 19, 2013
342	Tim Rattay vs. California*	Oct. 4, 1997
342	Tim Rattay vs. Arkansas State	Oct. 18, 1997
341	Luke McCown at San Jose State	Nov. 9, 2002
341	Tim Rattay vs. UAB	Oct. 17, 1998
340	David Brewer at Arkansas State	Oct. 15, 1983
339	Terry Bradshaw at Lamar	Nov. 16, 1968
337	Colby Cameron at Texas State	Nov. 10, 2012
335	Cody Sokol vs. WKU	Nov. 1, 2014
335	Tim Rattay at Boise State	Oct. 25, 1997
334	Jason Martin vs. Baylor*	Sept. 7, 1996
333	Tim Rattay vs. UL-Lafayette	Sept. 19, 1998
332	Brian Stallworth vs. Miss. Valley St.	Aug. 26, 2000
331	Tim Rattay vs. Texas A&M*	Sept. 4, 1999
332	Tim Rattay at UAB	Nov. 8, 1997
330	Luke McCown at Boise State	Nov. 16, 2002
329	Matt Kubik vs. San Jose State	Oct. 29, 2005
328	Terry Bradshaw vs. Southeastern La.	Nov. 9, 1968
328	Luke McCown vs. Clemson (Bowl)	Dec. 31, 2001
328	Luke McCown at UTEP	Oct. 11, 2003
326	J'Mar Smith vs. Florida Atlantic	Nov. 11, 2017
326	Jason Martin at Central Michigan	Sept. 14, 1996
324	Keith Thibodeaux at Southern Miss	Nov. 12, 1977
323	Matt Dunigan vs. Northwestern St.*	Oct .23, 1982
320	Jeff Driskel at Rice	Oct. 30, 2015
320	Ryan Higgins vs. Army	Sept. 28, 2013
319	Terry Bradshaw vs. McNeese	Oct. 5, 1968
318	Nick Isham vs. Central Arkansas	Sept. 10, 2011
317	J'Mar Smith vs. South Alabama	Sept. 30, 2017
317	Gene Johnson vs. Arkansas State	Sept. 22, 1990
316	Colby Cameron vs. UNLV	Oct. 6, 2012
316	Terry Bradshaw at Lamar	Nov. 15, 1969
315	Terry Bradshaw vs. UL-Monroe	Nov. 22. 1969
314	Jeff Driskel at WKU	Sept. 10, 2015
313	Luke McCown at Fresno State	Sept. 29, 2001
311	Ryan Higgins at Texas Tech	Sept. 17, 2016
311	Keith Thibodeaux vs. UTA	Oct. 29, 1977
308	Matt Dunigan at UTA	Oct. 2, 1982
307	Matt Dunigan vs. Baylor*	Sept. 19, 1981
306	J'Mar Smith at WKU	Sept. 16, 2017
306	Zac Champion at North Texas	Nov. 4, 2006
305	Nick Isham vs. Hawai'i	Oct. 1, 2011
304	Keith Thibodeaux vs. North Texas*	Nov. 19, 1977
303	Jeff Driskel at Mississippi State	Oct. 17, 2015
303	Matt Kubik at SMU	Oct. 16, 2004
302	Steve Haynes vs. UT Arlington	Sept. 20, 1975
302	Phil Robertson at Southeastern La.	Nov. 4, 1967
301	Jeff Driskel vs. Middle Tennessee	Oct. 24, 2016
300	Jason Martin at Mississippi State	Sept. 21, 1996

* Shreveport, La.

TOP 10 PASS PLAYS

1. 94 yds - Tim Rattay to Troy Edwards vs. Nebraska (Aug. 29, 1998)
   94 yds - Denny Duron to Mike Barber vs. UL-Lafayette (Sept. 21, 1973)
3. 93 yds - Matt Kubik to Tramissian Davis vs. SMU (Oct. 16, 2004)
4. 91 yds - Bob Garrett to Mike Sherman vs. UL-Lafayette (Sept. 14, 1985)
5. 90 yds - Colby Cameron to Quinton Patton vs. San Jose State (Oct. 29, 2011)
6. 89 yds - J'Mar Smith to DeJuawn Oliver vs. Rice (Oct. 29, 2016)
   89 yds - Matt Dunigan to Mike Sherman vs. UT Arlington (Oct. 2, 1982)
   89 yds - Ken Lantrip to Roger Carr vs. Southern Miss. (Nov. 13, 1971)
9. 87 yds - J'Mar Smith to Rhashid Bonnette at WKU (Sept. 16, 2017)
10. 84 yds - Cody Sokol to Kenneth Dixon vs. Southern Miss (Oct. 25, 2014)
    84 yds - David McKinney to Rod Wright vs. SW Missouri State (Nov. 14, 1987)
    84 yds - Steven Haynes to Mike Barber vs. UT Arlington (Sept. 27, 1975)
    84 yds - Terry Bradshaw to Robbie Albright vs. UL-Monroe (Nov. 22, 1969)

RECEIVING RECORDS

RECEPTIONS

Game

1.	21	Quinton Patton vs. Texas A&M (Shreveport)	Oct. 13, 2012
	21	Troy Edwards at Nebraska	Aug. 29, 1998
3.	17	Trent Taylor at Middle Tennessee	Sept. 24, 2016
	17	Chad Mackey vs. Nevada	Oct. 21, 1995
	17	Lifford Jackson at Kansas State	Oct. 1, 1988
6.	15	8 times (Last: James Jordan at Auburn)	Oct. 21, 2000

Season

1.	140	Troy Edwards	1998
2.	136	Trent Taylor	2016
3.	109	James Jordan	2000
4.	104	Quinton Patton	2012
5.	102	Troy Edwards	1997
6.	99	Trent Taylor	2015
7.	90	Chad Mackey	1995
8.	85	Chad Mackey	1996
9.	82	Carlos Henderson	2016
10.	81	James Jordan	1999

Career

1.	327	Trent Taylor	2013-16
2.	280	Troy Edwards	1996-98
3.	262	Chad Mackey	1993-96
4.	261	John Simon	1998-01
5.	246	James Jordan	1998-00
6.	234	Delwyn Daigre	1998-01
7.	198	Bobby Slaughter	1987-90
8.	183	Quinton Patton	2011-12
9.	182	Tommy Spinks	1966-69
10.	171	D.J. Curry	2000-03

YARDS

Game

1.	405*	Troy Edwards at Nebraska	Aug. 29, 1998
2.	326	Carlos Henderson at UMass	Oct. 15, 2016
3.	310	Chad Mackey vs. Toledo	Oct. 19, 1996
4.	263	Chad Mackey at Pacific	Oct. 14, 1995
5.	251	Lifford Jackson at Kansas State	Oct. 1, 1988
6.	235	Delwyn Daigre at UAB	Nov. 6, 1999
	235	Troy Edwards vs. Boise State	Oct. 3, 1998
8.	233	Trent Taylor vs. #25 Navy	Dec. 23, 2016
	233	Quinton Patton vs. Texas A&M (Shreveport)	Oct. 13, 2012
10.	232	Carlos Henderson vs. WKU	Oct. 6, 2016
	232	Chad Mackey vs. Nevada	Oct. 21, 1995
	232	Tommy Spinks at Southeastern Louisiana	Nov. 4, 1967

Season

1.	1,996	Troy Edwards	1998
2.	1,803	Trent Taylor	2016
3.	1,707	Troy Edwards	1997
4.	1,535	Carlos Henderson	2016
5.	1,466	Chad Mackey	1996
6.	1,392	Quinton Patton	2012
7.	1,382	Billy Ryckman	1976
8.	1,282	Trent Taylor	2015
9.	1,274	Rod Foppe	1977
10.	1,253	Chad Mackey	1995

Career

1.	4,352	Troy Edwards	1996-98
2.	4,179	Trent Taylor	2013-16
3.	3,763	Chad Mackey	1993-96
4.	3,056	Delwyn Daigre	1998-01
5.	2,963	Tommy Spinks	1966-69
6.	2,878	Carlos Henderson	2014-16
7.	2,717	Roger Carr	1970-73
8.	2,596	John Simon	1998-01
9.	2,594	Quinton Patton	2011-12
10.	2,544	Bobby Slaughter	1987-90

TOUCHDOWNS

Game

1.	5	Carlos Henderson vs. UMass	Oct. 15, 2016
	5	Troy Edwards vs. Boise State	Oct. 3, 1998
	5	Chad Mackey vs. Toledo	Oct. 19, 1996
4.	4	Carlos Henderson vs. North Texas	Nov. 5, 2016
	4	Quinton Patton vs. Texas A&M (Shreveport)	Oct. 13, 2012
	4	Troy Edwards at Arkansas State	Nov. 7, 1998
	4	Troy Edwards vs. UL-Lafayette	Sept. 19, 1998
8.	3	13 Times (Last: Carlos Henderson vs. WKU)	Oct. 6, 2016

Season

1.	27*	Troy Edwards	1998
2.	19	Carlos Henderson	2016
3.	13	Quinton Patton	2012
	13	Troy Edwards	1997
5.	12	Trent Taylor	2016
	12	Dennis Morris	2009
7.	11	James Jordan	1999
	11	Quinton Patton	2011
9.	10	Sean Cangelosi	1999
	10	Troy Edwards	1996
	10	Chad Mackey	1996
	10	Billy Ryckman	1976

Career

1.	50	Troy Edwards	1996-98
2.	32	Trent Taylor	2013-16
3.	28	Carlos Henderson	2014-16
4.	25	Delwyn Daigre	1998-01
5.	24	Quinton Patton	2011-12
6.	22	Chad Mackey	1993-96
7.	21	Sean Cangelosi	1997-00
8.	20	Josh Bradley	1995-97
9.	19	James Jordan	1998-00
	19	Roger Carr	1970-73

*NCAA Record

YEARLY RECEIVING LEADERS

Year	Name	Rec.	Yds.	TD
2017	Teddy Veal	74	950	7
2016	Trent Taylor	136	1,803	12
2015	Trent Taylor	99	1,282	9
2014	Trent Taylor	64	834	9
2013	Sterling Griffin	33	357	2
2012	Quinton Patton	104	1,392	13
2011	Quinton Patton	79	1,202	11
2010	Taulib Ikharo	50	530	4
2009	Dennis Morris	38	623	12
2008	Phillip Livas	43	607	2
2007	Phillip Livas	28	504	3
2006	Eric Newman	45	565	2
2005	Eric Newman	30	566	8
2004	Tramissian Davis	25	527	3
2003	DJ Curry	53	668	6
2002	Chris Norwood	61	748	4
2001	John Simon	71	743	4
2000	James Jordan	109	1,003	4
1999	Delwyn Daigre	77	1,084	9
1998	Troy Edwards	140	1,996	27
1997	Troy Edwards	102	1,707	13
1996	Chad Mackey	85	1,466	10
1995	Chad Mackey	90	1,253	10
1994	Dean Jackson	62	790	0
1993	Chad Mackey	50	564	2
1992	Corey Parham	65	741	1
1991	Paul Bland	29	366	3
1990	Bobby Slaughter	78	994	5
1989	Bobby Slaughter	60	832	7
1988	Bobby Slaughter	49	623	2
1987	Roderick Wright	26	351	2
1986	Paddy Doyle	47	705	4
1985	Lifford Jackson	19	425	1
1984	Todd Breske	20	493	2
1983	Karl Terrebone	43	523	1
1982	Freddie Brown	30	647	2
1981	Freddie Brown	26	464	3
1980	Leland Padgett	34	547	2
1979	Freddie Brown	21	300	0
1978	Scooter Spruiell	37	642	4
1977	Rod Foppe	59	1,274	5
1976	Billy Ryckman	77	1,382	10
1975	Pat Tilley	53	926	6
1974	Pat Tilley	29	497	4
1973	Roger Carr	30	587	4
1972	Roger Carr	40	1,018	5
1971	Roger Carr	29	738	8
1970	Eric Johnson	40	606	2
1969	Tommy Spinks	46	995	6
1968	Tommy Spinks	54	885	7
1967	Tommy Spinks	62	811	2
1966	Tommy Spinks	20	272	0
1965	Wayne Davis	50	611	2
1964	Wayne Davis	26	372	2
1963	Wayne Davis	23	309	3
1962	Jerry Griffin	25	283	0
1961	Jerry Griffin	45	435	3
1960	Tom Causey	39	516	5
1959	Tom Causey	17	516	5
1958	Tom Causey	10	163	2
1957	Charlie Garris	4	115	1
1956	A.L. Williams	8	137	2
1955	A.L. Williams	14	294	3
1954	Ken Bates	13	185	2
1953	Pat Patterson	8	147	2
1952	Larry Grissom	15	296	0
1951	Ken Bates	18	416	5
1950	Anthony Cefalu	14	215	0
1949	Joe Strother	15	197	1
1948	Lenny Vogt	8	87	N/A

100-YARD RECEIVING PERFORMANCES

Troy Edwards vs. Nebraska, 1998 405
Carlos Henderson at UMass, 2016 326
Chad Mackey vs. Toledo, 1996 310
Chad Mackey vs. Pacific, 1995 263
Lifford Jackson vs. Kansas State, 1988 251
Troy Edwards vs. Boise State, 1998 235
Delwyn Daigre vs. UAB, 1999 235
Trent Taylor vs. #25 Navy, 2016 233
Quinton Patton vs. Texas A&M[S], 2012 233
Carlos Henderson vs. WKU, 2016 232
Chad Mackey vs. Nevada, 1995 232
Tommy Spinks at SE Louisiana, 1967 232
Sean Cangelosi vs. UCF, 1999 227
Rod Foppe vs. North Texas, 1977 214
Troy Edwards vs. Central Michigan, 1997 213
Quinton Patton vs. Central Arkansas, 2011 211
Rod Foppe vs. McNeese State, 1977 211
Trent Taylor at Middle Tennessee, 2016 210
Billy Ryckman vs. Southern Miss, 1976 210
Troy Edwards vs. USL, 1997 206
Troy Edwards vs. Central Florida, 1998 206
Carlos Henderson at WKU, 2016 202
Roger Carr vs. McNeese State, 1972 202
Pat Tilley vs. Southeastern, 1975 200
Todd Breske vs. Southeastern, 1984 192
Troy Edwards vs. Arkansas State, 1998 191
Troy Edwards vs. Arkansas, 1997 190
D.J. Curry vs. Boise State, 2001 184
Quinton Patton vs. Utah State, 2012 181
Roger Carr vs. Southern Miss, 1971 180
D.J. Curry vs. UTEP, 2002 180
Trent Taylor vs. South Carolina State, 2016 178
Delwyn Daigre vs. Clemson, 2001 178
Chad Mackey vs. Central Michigan, 1996 178
Chad Mackey vs. Texas A&M, 1996 177
Troy Edwards vs. California, 1997 176
Troy Edwards vs. Boise State, 1997 173
Troy Edwards vs. UAB, 1997 173
Tommy Spinks vs. Southern Miss, 1969 172
Johnny Giordano vs. Western Illinois, 1980 171
Shawn Piper vs. Michigan State, 2003 171
Rod Foppe vs. Southern Miss, 1977 167
Troy Edwards vs. Tulane, 1998 167
Delwyn Daigre vs. UL-Monroe, 2000 167
Trent Taylor at Texas Tech, 2016 166
Marcus Gaines vs. UL-Lafayette, 2015 165
Rod Foppe vs. Texas Arlington, 1977 165
Quinton Patton at Illinois, 2012 164
Fred Brown vs. Northwestern State, 1982 164
Mike Sherman vs. Alcorn State, 1984 163
James Jordan vs. Boise State, 1998 163
Carlos Henderson vs. North Texas, 2015 162
Quinton Patton at Nevada, 2011 162
Troy Edwards vs. NLU, 1998 162
Billy Ryckman vs. UT-Chattanooga, 1976 160
Troy Edwards vs. Nicholls State, 1998 159
Delwyn Daigre vs. Nevada, 2001 159
Chad Mackey vs. USL, 1996 157
Trent Taylor at FIU, 2016 156
Mike Sherman vs. Texas Arlington, 1982 156
Cleve Bailey vs. Arkansas State, 1984 154
Quinton Patton vs. UTSA, 2012 152
Larry Jackson vs. Northern Illinois, 1994 152
Bobby Slaughter vs. McNeese State, 1990 151
Trent Taylor vs. Arkansas State, 2015 149
Troy Edwards vs. Arkansas State, 1997 149
Trent Taylor at Kansas State, 2015 148
D.J. Curry vs. San Jose State, 2001 148
Sean Cangelosi vs. Alabama, 1999 147
Bobby Slaughter vs. East Carolina, 1989 145
Chad Mackey vs. Northern Illinois, 1994 145
Chad Mackey vs. Tulsa, 1995 145
Delwyn Daigre vs. Miami, 2000 145
D.J. Curry vs. Boise State, 2003 144
Trent Taylor at UTSA, 2015 143
Robbie Albright vs. UT-Chattanooga, 1969 143
Billy Ryckman vs. NW State, 1976 143
Troy Edwards vs. UAB, 1998 143
Trent Taylor at Rice, 2015 142
Paddy Doyle vs. Lamar, 1986 142
John Simon vs. Mississippi Valley, 2000 141
Rhashid Bonnette vs. WKU, 2017 140
Delwyn Daigre vs. Rice, 2001 140
Johnathan Holland at Nebraska, 2006 139
Chris Tilley vs. NLU, 1983 139
Chad Mackey vs. UNLV, 1993 138
Roger Carr vs. Texas Arlington, 1973 136
John Simon vs. Toledo, 1999 136
Chris Norwood vs. Boise State, 2002 136
Fred Brown vs. Arkansas State, 1981 135
James Jordan vs. Toledo, 1999 134
Carlos Henderson at North Texas, 2016 133
Troy Edwards vs. Northern Illinois, 1996 133
Chad Mackey vs. Arkansas State, 1995 133
Eric Johnson vs. Arkansas State, 1970 133
Trent Taylor vs. Rice, 2016 131
Dennis Morris at Fresno State, 2009 131
James Jordan vs. Middle Tennessee, 1999 131
Carlos Henderson at Texas Tech, 2016 130
Trent Taylor at Mississippi State, 2015 130
Myles White at Fresno State, 2011 130
James Jordan vs. Hawai'i, 2000 130
Scooter Spruiell vs. East Carolina, 1978 130
Carlos Henderson vs. #25 Navy, 2016 129
Phillip Livas vs. San Jose State, 2007 129
Allen Stark vs. Southern Cal, 1999 129
Bobby Slaughter vs. Northern Illinois, 1989 129
Fred Brown vs. Arkansas State, 1982 129
Scooter Spruiell vs. Ball State, 1978 129
Tommy Spinks vs. NW State, 1969 128
Chad Mackey vs. Baylor, 1996 128
Chad Mackey vs. Arkansas State, 1996 127
Troy Edwards vs. Bowling Green, 1997 127
Tramissian Davis at Tennessee, 2004 127
Alfred Smith vs. UTSA, 2016 126
Trent Taylor at UMass, 2016 126
Myles White at San Jose State, 2012 126
Quinton Patton vs. Hawai'i, 2011 126
Dennis Morris vs. New Mexico State, 2009 126
John Simon vs. Oklahoma State, 2001 126
Troy Edwards vs. Alabama, 1997 126
Billy Ryckman vs. Ball State, 1976 126
Quinton Patton at San Jose State, 2012 125
Myles White at New Mexico State, 2012 125
Pat Tilley vs. Lamar, 1975 125
Mike Sherman vs. USL, 1985 125
Delwyn Daigre vs. UL-Lafayette, 1999 125
D.J. Curry vs. Hawai'i, 2003 125
Kenneth Dixon vs. Southern Miss, 2014 124
Mike Barber vs. Texas Arlington, 1975 124
Bobby Slaughter vs. Stephen F. Austin, 1990 124
Chad Mackey vs. Arkansas, 1996 124
Troy Edwards vs. Arkansas State, 1996 124
Troy Edwards vs. USL, 1998 124
Tommy Spinks vs. Southeastern, 1969 123
Billy Ryckman vs. Texas Arlington, 1976 123
Chad Mackey vs. USL, 1995 123
Tramissian Davis vs. Boise State, 2003 123
Andrew Guillot vs. Army, 2013 123
Paul Turner vs. Rice, 2014 122
Johnathan Holland at Auburn, 2004 122
Pat Tilley vs. Lamar, 1974 122
Mike Sherman vs. Texas A&M, 1982 122
Bobby Slaughter vs. Akron, 1990 122
John Simon vs. UCF, 1999 122
Marlon Watts vs. Southern Miss, 2017 121
Trent Taylor vs. UTEP, 2016 121
Dennis Morris vs. Idaho, 2008 121
Eddie Brown vs. Arkansas State, 1990 121
Eric Johnson vs. McNeese State, 1971 121
Trent Taylor vs. Rice, 2014 120
Trent Taylor at Southern Miss, 2016 119
Trent Taylor at WKU, 2015 119
Quinton Patton vs. Rice, 2012 119
James Jordan vs. Kansas State, 2000 119
Charlton Smith vs. Arkansas State, 1988 119
Todd Breske vs. Miss. Valley State, 1984 119
Mike Dellocono vs. Arkansas State, 1983 119
Teddy Veal vs. SMU, 2017 118
Teddy Veal vs. Rice, 2017 118
Ahmad Harris vs. Nevada, 2002 118
Chad Mackey vs. Northern Illinois, 1995 118
DeJuawn Oliver vs. Rice, 2016 117
Richie Casey vs. Idaho, 2010 117
Bobby Slaughter vs. Tulsa, 1990 117
Pat Tilley vs. Arkansas State, 1975 117
Roger Carr vs. Boise State, 1973 117
Quinton Patton vs. UNLV, 2012 116
Quinton Patton vs. San Jose State, 2011 116
Eric Johnson vs. Southern Miss, 1970 116
Roger Carr vs. Northwestern State, 1972 116
Chris Tilley vs. Lamar, 1983 116
Carlos Henderson at Rice, 2015 115
Roger Carr vs. Texas Arlington, 1972 115
Leland Padgett vs. Texas A&M, 1981 115
Bobby Slaughter vs. Arkansas State, 1990 115
Carlos Henderson vs. Rice, 2014 114
Roger Carr vs. Arkansas State, 1971 114
Chris Tilley vs. USL, 1980 114
John Simon vs. UAB, 1999 114
Kenneth Dixon vs. Arkansas State, 2015 113
Trent Taylor vs. Western Kentucky, 2014 113
Rod Wright vs. McNeese State, 1985 113
Delwyn Daigre vs. Middle Tenn. St., 1999 113
John Simon vs. Rice, 2001 113
D.J. Curry vs. UTEP, 2003 113
Teddy Veal vs. Florida Atlantic, 2017 112
Paul Turner vs. Southern Miss, 2015 112
Eric Johnson vs. USL, 1970 112
Tramissian Davis vs. SMU, 2002 112
Mike Barber vs. Southeastern, 1974 111
Teddy Veal vs. South Carolina, 2017 110
Myles White vs. TCU, 2011 110
Charles McDaniel vs. Lamar Tech, 1971 110
Pat Tilley vs. UT-Chattanooga, 1974 110
Paul Turner at Western Kentucky, 2015 109
Eric Johnson vs. Southeastern, 1971 109
Bobby Slaughter vs. East Carolina, 1990 109
Frank Thompson vs. UCF, 2000 109
Chris Norwood vs. Boise Sate, 2003 109
Seneca Chambers at Kansas, 2005 109
Trent Taylor at WKU, 2016 108
Trent Taylor vs. WKU, 2016 108
John Simon vs. Auburn, 2001 108
D.J. Curry vs. UTEP, 2001 108
Roger Carr vs. Eastern Michigan, 1972 107
Mike Dellocono vs. Southern Miss, 1983 107
Delwyn Daigre vs. USL, 1998 107
Sean Cangelosi vs. UL-Monroe, 1999 107
Rod Wright vs. Southwest Missouri, 1987 106
Corey Parham vs. Baylor, 1991 106
Taulib Ikharo vs. New Mexico State, 2011 105
Tommy Spinks vs. East Carolina, 1969 105
Leland Padgett vs. Baylor, 1981 105
Delwyn Daigre vs. Fresno State, 2001 105
Marcus Gaines vs. Mississippi State, 2017 104
Roger Carr vs. Northwestern State, 1973 104
Chris Tilley vs. Lamar, 1981 104
Roger Carr vs. Southern Miss, 1972 104
Pat Tilley vs. Texas Arlington, 1975 104
Troy Edwards vs. UL-Monroe, 1997 104
Delwyn Daigre vs. Texas A&M, 1999 104
Delwyn Daigre vs. Toledo, 1999 104
Tramissian Davis at SMU, 2004 104
Leland Padgett vs. Western Illinois, 1980 103
Chris Tilley vs. North Texas, 1983 103
Erick Franklin vs. Oklahoma State, 2002 103
Dennis Morris at Texas A&M, 2006 103
Trent Taylor vs. Southern Miss, 2015 102
Roger Carr vs. Northwestern State, 1971 102
Chris Norwood vs. UTEP, 2003 102
Billy Ryckman vs. USL, 1976 101
Bobby Slaughter vs. Arkansas State, 1989 101
Eric Newman at Clemson, 2006 101
Myles White vs. Idaho, 2012 100
Carlos Henderson vs. UTEP, 2014 100
Larry McCartney vs. Southern Miss, 1977 100
James Jordan vs. Auburn, 2000 100
Sean Cangelosi vs. Auburn, 2000 100
Johnathan Holland at Miami, 2004 100

[S] game played in Shreveport

100-YARD GAMES (61 PLAYERS)

Troy Edwards 21
Trent Taylor 20
Chad Mackey 15
Delwyn Daigre 12
Roger Carr 11
Quinton Patton 11
Carlos Henderson 10
Bobby Slaughter 9
John Simon 7
D.J. Curry 7
Billy Ryckman 6
Pat Tilley 6
James Jordan 6
Eric Johnson 5
Tommy Spinks 5
Chris Tilley 5
Myles White 5
Sean Cangelosi 4
Tramissian Davis 4
Rod Foppe 4
Dennis Morris 4
Mike Sherman 4
Teddy Veal 4
Fred Brown 3
Leland Padgett 3
Chris Norwood 3
Johnathan Holland 3
Paul Turner 3
Todd Breske 2
Scooter Spruiell 2
Mike Barber 2
Mike Dellocono 2
Kenneth Dixon 2
Rod Wright 2
Robbie Albright 1
Cleve Bailey 1
Rhashid Bonnette 1
Eddie Brown 1
Richie Casey 1
Seneca Chambers 1
Paddy Doyle 1
Erick Franklin 1
Johnny Giordano 1
Andrew Guillot 1
Ahmad Harris 1
Taulib Ikharo 1
Larry Jackson 1
Lifford Jackson 1
Phillip Livas 1
Larry McCartney 1
Charles McDaniel 1
Eric Newman 1
DeJuawn Oliver 1
Corey Parham 1
Shawn Piper 1
Alfred Smith 1
Charlton Smith 1
Allen Stark 1
Frank Thompson 1
Total 240

200-YARD GAMES (12)

Troy Edwards 5
Carlos Henderson 3
Chad Mackey 3
Trent Taylor 2
Rod Foppe 2
Quinton Patton 2
Lifford Jackson 1
Delwyn Daigre 1
Sean Cangelosi 1
Billy Ryckman 1
Roger Carr 1
Tommy Spinks 1
Pat Tilley 1
Total 24

TOTAL OFFENSE

YEARLY LEADERS

Year	Name	Rush-Pass	Total
2017	J'Mar Smith	371-2,974	3,345
2016	Ryan Higgins	277-4,617	4,894
2015	Jeff Driskel	323-4,033	4,356
2014	Cody Sokol	46-3,436	3,482
2013	Ryan Higgins	19-1,715	1,734
2012	Colby Cameron	177-4,147	4,324
2011	Colby Cameron	180-1,667	1,847
2010	Ross Jenkins	108-1,760	1,868
2009	Ross Jenkins	73-2,095	2,168
2008	Ross Jenkins	56-1,155	1,211
2007	Zac Champion	(-24)-2,221	2,197
2006	Zac Champion	88-2,466	2,554
2005	Matt Kubik	122-2,202	2,324
2004	Matt Kubik	162-1,818	1,980
2003	Luke McCown	(-80)-3,246	3,166
2002	Luke McCown	30-3,539	3,569
2001	Luke McCown	144-3,337	3,481
2000	Luke McCown	(-29)-2,544	2,515
1999	Tim Rattay	(-112)-3,922	3,810
1998	Tim Rattay	(-78)-4,943	4,865
1997	Tim Rattay	87-3,881	3,968
1996	Jason Martin	(-40)-3,360	3,320
1995	Jason Martin	2-2,606	2,608
1994	Jason Martin	(-56)-1,882	1,826
1993	Jason Martin	(-34)-1,218	1,184
1992	Aaron Ferguson	(-40)-1,025	985
1991	Jason Davis	1,351-0	1,351
1990	Gene Johnson	73-2,129	2,202
1989	Gene Johnson	34-1,779	1,813
1988	Conroy Hines	(-236)-1,286	1,050
1987	David McKinney	(-51)-908	857
1986	Garlon Powell	970-0	970
1985	Jordan Stanley	(-127)-1,544	1,417
1984	Kyle Gandy	(-13)-804	791
1983	David Brewer	(-180)-1,848	1,968
1982	Matt Dunigan	113-2,843	2,956
1981	Matt Dunigan	54-1,898	1,952
1980	Matt Dunigan	(-73)-1,939	1,866
1979	Mark Buchanan	273-840	1,113
1978	Keith Thibodeaux	(-74)-1,128	1,054
1977	Keith Thibodeaux	(-59)-2,384	2,325
1976	Steven Haynes	(-112)-1,981	1,869
1975	Randy Robertson	58-1,079	1,137
1974	Randy Robertson	(-12)-830	818
1973	Denny Duron	56-1,607	1,663
1972	Denny Duron	74-1,891	1,965
1971	Ken Lantrip	128-2,105	2,233

LEADERS

Game			
1.	568	Tim Rattay at Nebraska	Aug. 29, 1998
2.	541	Tim Rattay at UCF	Oct. 23, 1999
3.	538	Tim Rattay at Boise State	Oct. 3, 1998
4.	529	Jason Martin vs. Toledo	Oct. 19, 1996
5.	518	Ryan Higgins at Middle Tennessee	Sept. 24, 2016
6.	515	Tim Rattay at Toledo	Oct. 30, 1999
7.	514	Tim Rattay vs Central Michigan	Sept. 20, 1997
8.	492	Ken Lantrip vs. UL-Monroe	Nov. 21, 1970
9.	485	Ryan Higgins vs. WKU	Oct. 6, 2016
10.	483	Tim Rattay at Arkansas State	Nov. 7, 1998

Season			
1.	4,894	Ryan Higgins	2016
2.	4,865	Tim Rattay	1998
3.	4,356	Jeff Driskel	2015
4.	4,324	Colby Cameron	2012
5.	3,968	Tim Rattay	1997
6.	3,810	Tim Rattay	1999
7.	3,569	Luke McCown	2002
8.	3,482	Cody Sokol	2014
9.	3,481	Luke McCown	2001
10.	3,345	J'Mar Smith	2017

Career			
1.	12,731	Luke McCown	2000-03
2.	12,643	Tim Rattay	1997-99
3.	8,938	Jason Martin	1993-96
4.	7,135	Matt Dunigan	1979-82
5.	6,879	Ryan Higgins	2013-16
6.	6,839	Colby Cameron	2009-12
7.	6,664	Terry Bradshaw	1966-69
8.	5,990	Gene Johnson	1988-91
9.	5,280	Ross Jenkins	2006-10
10.	4,652	Ken Lantrip	1968-71

TDs RESPONSIBLE FOR

Game			
1.	8	(8/0) Jason Martin vs. Toledo	Oct. 19, 1996
2.	7	(7/0) Tim Rattay vs. Boise St	Oct. 3, 1996
	7	(7/0) Tim Rattay at Arkansas State	Nov. 7, 1998
4.	6	(6/0) Luke McCown vs. UL-Lafayette	Oct. 14, 2000
	6	(6/0) Tim Rattay vs. ULM	Nov. 6, 1999
	6	(6/0) Tim Rattay vs. Nicholls State	Oct. 31, 1998
	6	(6/0) Tim Rattay vs. Central Michigan	Sept. 20, 1976
	6	(6/0) Jason Martin vs. Northern Illinois	Nov. 18, 1995
	6	(5/1) Tim Rattay vs. UAB	Oct. 17, 1998
	6	(5/1) Cody Sokol vs. Western Kentucky	Nov. 1, 2014

Season			
1.	46	(46/0) Tim Rattay	1998
2.	45	(41/4) Ryan Higgins	2016
3.	36	(35/1) Tim Rattay	1999
4.	35	(31/4) Colby Cameron	2012
	35	(34/1) Tim Rattay	1997
6.	32	(27/5) Jeff Driskel	2015
	32	(30/2) Cody Sokol	2014
	32	(28/4) Luke McCown	2001
	32	(32/0) Jason Martin	1996
10.	27	(22/5) Terry Bradshaw	1968

Career			
1.	117	(115/2) Tim Rattay	1997-99
2.	97	(87/10) Luke McCown	2000-03
3.	67	(64/3) Jason Martin	1993-96
4.	56	(39/17) Terry Bradshaw	1966-69
5.	55	(48/7) Ryan Higgins	2013-16
6.	52	(0/52) Charles McDaniel	1971-74
7.	50	(45/5) Colby Cameron	2009-12
8.	49	(40/9) Matt Dunigan	1979-82
9.	43	(36/7) Ross Jenkins	2006-10
10.	40	(39/1) Gene Johnson	1988-91



SCORING

YEARLY LEADERS

Year	Name	TD	FG	PAT/2PT	Pts
2017	Jonathan Barnes	0	25-33	43-46	118
2016	Jonathan Barnes	0	22-27	77-78	143
2015	Kenneth Dixon	26	0	0	156
2014	Kenneth Dixon	28	0	0	168
2013	Kyle Fischer	0	18	22	76
2012	Kenneth Dixon	28	0	0	168
2011	Matt Nelson	0	15-21	46-48	91
2010	Matt Nelson	0	14-18	37-40	79
2009	Matt Nelson	0	12-16	42-43	78
2008	Brad Oestriecher	0	14	38	80
2007	Danny Horwedel	0	12-21	25-26	61
2006	Danny Horwedel	0	8	30	54
2005	Danny Horwedel	0	18	34	88
2004	Ryan Moats	19	0	0	114
2003	Josh Scobee	0	21	31	94
2002	Joe Smith	16	0	2	98
2001	Josh Scobee	0	18-22	99-45	98
2000	Josh Scobee	0	10-17	39-41	69
1999	James Jordan	11	0	0	66
1998	Troy Edwards	31	0	1	188
1997	Troy Edwards	16	0	0	96
1996	Marty Kent	0	13-14	36-38	75
1995	Marty Kent	0	12-14	38-39	74
1994	Marty Kent	0	17-24	15-15	66
1993	Chris Boniol	0	16-22	9-10	57
1992	Chris Boniol	0	11-18	22-24	55
1991	Jason Davis	14	0	0	84
1990	Chris Boniol	0	17-24	38-38	89
1989	Derrick Douglas	13	0	0	78
1988	Matt Stover	0	15-23	14-16	59
1987	Matt Stover	0	13-20	7-7	46
1986	Matt Stover	0	21-25	19-19	82
1985	George Benyola	0	24-31	23-27	95
1984	George Benyola	0	16-24	17-17	65
1983	Roberto Dager	0	7-12	15-17	36
1982	Roberto Dager	0	10-17	30-35	60
1981	Kenny Williams	9	0	0	54
1980	Earl Greer/G. Yates	6	0	0	36
1979	George Yates	6	0	0	36
1978	George Yates	10	0	0	60
1977	John H. White	11	0	0	66
1976	Arry Moody	17	0	2-pass	106
1975	Arry Moody	11	0	0	66
1974	Charles McDaniel	15	0	0	90
1973	Jerry Pope	0	11-18	23-27	56
1972	Glen Berteau	11	0	1-run	68
1971	Charles McDaniel	17	0	1-pass	104

OVERALL SCORING

Season

	TDs	X pts	2-pts	FGs	Pts
1. Troy Edwards (1998)	31	-	1	-	188
2. Kenneth Dixon (2014)	28	-	-	-	168
Kenneth Dixon (2012)	28	-	-	-	168
4. Kenneth Dixon (2015)	26	-	-	-	156
5. Jonathan Barnes (2016)	-	77	-	22	143
6. Carlos Henderson (2016)	23	-	-	-	138
7. Jonathan Barnes (2016)	-	60	-	22	126
8. Jonathan Barnes (2017)	-	43	-	25	118
Ryan Moats (2004)	19	-	-	-	114
10. Matt Nelson (2012)	-	76	-	12	112

Career

	TDs	X -pts	2-pts	FGs	Pts
1. Kenneth Dixon (2012-15)	87	-	-	-	522
2. Jonathan Barnes (2014-17)	-	219	-	81	462
3. Matt Nelson (2009-12)	-	201	-	53	360
4. Troy Edwards (1996-98)	57	-	1	-	344
5. Josh Scobee (2000-03)	-	144	-	65	339
6. Charles McDaniel (1971-74)	52	-	1	-	314
7. Marty Kent (1994-97)	-	129	-	50	279
8. Matt Stover (1986-89)	-	70	-	64	262
9. Chris Boniol (1990-93)	-	107	-	50	257
10. Danny Horwedel (2004-07)	-	116	-	46	254

TOUCHDOWNS SCORED

Game

1.	6	Kenneth Dixon vs. North Texas	Nov. 7, 2015
	6	Kenneth Dixon vs. Idaho	Oct. 20, 2012
3.	5	Carlos Henderson at UMass	Oct. 15, 2016
	5	Carlos Henderson at North Texas	Nov. 5, 2016
	5	Troy Edwards vs. Boise State	Oct. 3, 1998
	5	Chad Mackey vs. Toledo	Oct. 19, 1996
	5	Arry Moody at UL-Monroe	Nov. 20, 1976
8.	4	Numerous Times (Last: Kenneth Dixon vs. Arkansas State)	Dec. 19, 2015

Season

1.	28	Kenneth Dixon	2014
	28	Kenneth Dixon	2012
3.	27	Troy Edwards	1998
4.	26	Kenneth Dixon	2015
5.	23	Carlos Henderson	2016
6.	19	Ryan Moats	2004
7.	17	Arry Moody	1976
	17	Charles McDaniels	1971
9.	16	Joe Smith	2002
	16	Troy Edwards	1997

Career

1.	87	Kenneth Dixon	2012-15
2.	57	Troy Edwards	1996-98
3.	52	Charles McDaniel	1971-74
4.	36	Arry Moody	1973-76
5.	34	Carlos Henderson	2014-16
	34	Patrick Jackson	2005-08
7.	32	Trent Taylor	2013-16
8.	30	Daniel Porter	2006-09
	30	Ryan Moats	2002-04
10	28	Buster Herren	1966-69

TEAM

Season

Most TDs	84 in 2012
Most PATs	78 in 2016
Most FGs	25 in 2017

Game

Most TDs	11 vs. Lamar, Nov. 15, 1969
Most PATs	11 vs. Lamar, Nov. 15, 1969
Most FGs	5 vs. Northwestern State, Oct. 26, 1985 vs. McNeese State, Oct. 11, 1986 at FIU, Oct. 26, 2013
Most Points	100 vs. Clark College, 1922



RETURNS

KICKOFF RETURNS

Season

1.	40	Erick Franklin	2002
2.	39	D.J. Banks	2012
3.	35	Phillip Livas	2010
4.	33	Carlos Henderson	2014
	33	Jonathan Maxwell	1995
6.	32	Phillip Livas	2008
7.	31	Eric Newman	2003
8.	29	Patrick Jackson	2006
9.	28	Derrick Douglas	1986
10.	25	Carlos Henderson	2016

Career

1.	107	Phillip Livas	2007-10
2.	82	Erick Franklin	2001-04
3.	79	Carlos Henderson	2014-16
4.	75	Lyle Fitte	2009-11, 2013
5	69	Patrick Jackson	2005-08
6.	66	Eric Newman	2003-06
	66	Derrick Douglas	1986-88
8.	54	Weldon Brown	2005-08
9.	48	Troy Edwards	1996-98
10.	44	Zachery Jones	1976-79

KICKOFF RETURN YARDAGE

Season

1.	1,044	D.J. Banks	2012
2.	887	Erick Franklin	2002
3.	826	Carlos Henderson	2014
	826	Phillip Livas	2008
5.	805	Carlos Henderson	2016
6.	732	Eric Newman	2003
7.	702	Patrick Jackson	2006
8.	626	Jonathan Maxwell	1995
9.	622	Phillip Livas	2009
10	612	Derrick Douglas	1986

Career

1.	2,758	Phillip Livas	2007-10
2.	2,094	Carlos Henderson	2014-16
3	1,873	Erick Franklin	2001-04
4.	1,775	Lyle Fitte	2009-11, 2013
5.	1,686	Patrick Jackson	2005-08
6.	1,418	Eric Newman	2003-06
7.	1,373	Derrick Douglas	1986-89
8.	1,233	Weldon Brown	2005-08
9.	1,154	Charles McDaniel	1971-74
10.	991	Troy Edwards	1996-98

PUNT RETURNS

Season

1.	47	Butch Daniel	1968
2.	44	Lawrence Anderson	1977
3.	36	Corey Brazil	2002
4.	34	Wenford Wilborn	1973
5.	33	Dean Jackson	1994
6.	32	Eric Johnson	1970
7.	31	Lawrence Anderson	1976
8.	29	Corey Brazil	2004
9.	27	Robbie Albright	1967
10.	26	Wenford Wilborn	1974

Career

1.	91	Wenford Wilborn	1971-74
2.	87	Lawrence Anderson	1974-77
	87	Corey Brazil	2001-03
4.	67	Lifford Jackson	1984-88
5.	65	Dean Jackson	1994-96
6.	58	Trent Taylor	2013-16
7.	50	Eric Johnson	1970-72
8.	47	Butch Daniel	1968
9.	43	Phillip Livas	2007-10
10.	39	John Simon	1998-00
	39	Sean Cangelosi	1997-00

PUNT RETURN YARDAGE

Season

1.	485	Butch Daniel	1968
2.	441	Lawrence Anderson	1977
3.	313	Philip Beck	2007
4.	297	Eric Johnson	1970
5.	285	Corey Brazil	2002
6.	284	Wenford Wilborn	1973
7.	283	Lawrence Anderson	1976
8.	276	Robbie Albright	1969
9.	263	Corey Brazil	2003
10.	249	Wenford Wilborn	1972

Career

1.	787	Lawrence Anderson	1974-77
2.	742	Wenford Wilborn	1971-74
3.	739	Corey Brazil	2001-03
4.	587	Phillip Livas	2007-10
5.	583	Dean Jackson	1994-96
6.	485	Butch Daniel	1968
7.	482	Trent Taylor	2013-16
	440	Philip Beck	2007-08
9.	398	Eddie Brown	1989-90
10.	335	Sean Cangelosi	1997-00

ALL-PURPOSE YARDS

Season

1.	2,784	Troy Edwards	1998
2.	2,473	Carlos Henderson	2016
3.	2,161	Troy Edwards	1997
4.	2,015	Phillip Livas	2008
5.	1,997	Trent Taylor	2016
6.	1,890	Ryan Moats	2004
7.	1,737	Patrick Jackson	2006
8.	1,695	John Simon	2000
9.	1,684	Kenneth Dixon	2014
10.	1,666	Patrick Jackson	2007

Career

1.	6,048	Troy Edwards	1996-98
2.	5,738	Phillip Livas	2007-10
3.	5,452	Kenneth Dixon	2012-15
4.	5,229	Carlos Henderson	2014-16
5.	5,169	Patrick Jackson	2005-08
6.	4,852	John Simon	1998-01
7.	4,677	Trent Taylor	2013-16
8.	4,349	Derrick Douglas	1986-89
9.	4,032	Charles McDaniel	1971-74
10.	3,795	Daniel Porter	2006-09

LONGEST PUNT RETURNS

1.	94	Eddie Brown vs. Stephen F. Austin	Oct. 27, 1990
2.	91	Wenford Wilborn vs. Eastern Michigan (Pioneer Bowl)	Dec. 11, 1971
3.	88	Phillip Livas at San Jose State	Nov. 27, 2010
	88	Robbie Albright vs. Lamar	Nov. 15, 1969
5.	86	A. L. Williams vs. UL-Monroe	Sept. 26, 1953
	86	A. L. Williams vs. Louisiana College	Sept. 18, 1954
7.	85	Jack Lestage vs. SE Louisiana	Nov. 5, 1960
	85	Phillip Livas at Navy	Sept. 12, 2009
9.	82	Craig Johnson vs. New Mexico State	Nov. 26, 2011
10.	81	Phillip Livas vs. Fresno State	Nov. 1, 2008
	81	Dean Jackson vs. Northern Illinois	Nov. 2, 1996

LONGEST KICKOFF RETURNS

1.	100	Phillip Livas at Utah State	Oct. 24, 2009
	100	Patrick Jackson vs. Fresno State	Nov. 24, 2006
	100	Ronnie Williams vs. W. Texas State	Sept. 5, 1981
	100	Larry Anderson vs. Illinois State	Sept. 24, 1977
	100	Charles McDaniel vs. UL-Lafayette	Oct. 12, 1974
	100	Paul Hynes vs. Arkansas State	Oct. 26, 1957
7.	98	D.J. Banks vs. Utah State	Nov. 24, 2012
8.	97	Phillip Livas vs. Northern Illinois	Dec. 28, 2008
	97	Zack Jones vs. Lamar	Oct. 27, 1984
	97	Jakie Hanna vs. Illinois Wesleyan	Nov. 26, 1936

KICKING

FIELD GOAL ATTEMPTS

Game

1.	5	Jonathan Barnes at Kansas State	Sept. 19, 2015
	5	Kyle Fischer at FIU	Oct. 23, 2013
	5	Kyle Fischer vs. Tulane	Sept. 12, 2013
	5	Danny Horwedel at Idaho	Nov. 12, 2005
	5	Brad Oestricher vs. Idaho	Oct. 18, 2008
	5	Josh Scobee at UTEP	Oct. 11, 2003
	5	Josh Scobee vs. Hawai'i	Oct. 18, 2003
	5	George Benyola at North Texas	Oct. 5, 1985
	5	George Benyola vs. Northwestern State (Shreveport)	Oct. 26, 1985
	5	Chris Boniol vs. Arkansas State	Sept. 22, 1990

Season

1.	33	Jonathan Barnes	2017
2.	31	George Benyola	1985
	31	Josh Scobee	2003
4.	28	Brad Oestriecher	2008
5.	27	Jonathan Barnes	2016
6.	26	Jonathan Barnes	2015
	26	Danny Horwedel	2005
8.	25	Matt Stover	1986
9.	24	George Benyola	1984
	24	Chris Boniol	1990
	24	Marty Kent	1994

Career

1.	103	Jonathan Barnes	2014-17
2.	91	Josh Scobee	2000-03
3.	88	Matt Stover	1986-89
4.	81	Chris Boniol	1990-93
5.	73	Matt Nelson	2009-12
	73	Danny Horwedel	2004-07
7.	69	Jerry Pope	1973-76
8.	65	George Benyola	1984-85
9.	64	Marty Kent	1994-97
10.	54	Roberto Dager	1980-83

FIELD GOALS MADE

Game

1.	5	Kyle Fischer at FIU	Oct. 23, 2013
2.	4	Jonathan Barnes at Kansas State	Sept. 19, 2015
	4	Jonathan Barnes vs. Arkansas State	Dec. 19, 2015
	4	George Benyola at North Texas	Oct. 5, 1985
	4	George Benyola vs. Northwestern State (Shreveport)	Oct. 26, 1985
	4	Matt Stover at McNeese State	Oct. 12, 1985
	4	Matt Stover at UL-Lafayette	Sept. 2, 1989
	4	Chris Boniol vs. Arkansas State	Sept. 22, 1990
	4	Danny Horwedel vs. North Texas	Oct. 22, 2005
10.	3	Numerous Times	

Season

1.	25	Jonathan Barnes	2017
2.	24	George Benyola	1985
3.	22	Jonathan Barnes	2016
	22	Jonathan Barnes	2015
5.	21	Matt Stover	1986
	21	Josh Scobee	2003
7.	18	Kyle Fischer	2013
	18	Josh Scobee	2001
	18	Danny Horwedel	2005
10.	17	Marty Kent	1994
	17	Chris Boniol	1990

Career

1.	81	Jonathan Barnes	2014-17
2.	65	Josh Scobee	2000-03
3.	64	Matt Stover	1986-89
4.	53	Matt Nelson	2009-12
5.	50	Chris Boniol	1990-93
	50	Marty Kent	1994-97
7.	46	Danny Horwedel	2004-07
8.	40	George Benyola	1984-85
9	31	Jerry Pope	1973-76
	31	Robert Dager	1980-83

EXTRA POINT ATTEMPTS

Season

1.	80	Matt Nelson	2012
2.	78	Jonathan Barnes	2016
3.	60	Jonathan Barnes	2015
4.	48	Matt Nelson	2011
5.	47	Kevin Pond	1999
6.	46	Jonathan Barnes	2017
	46	Trent Wierick	1998
8.	45	Josh Scobee	2001
9.	43	Matt Nelson	2009
10.	42	Jonathan Barnes	2014

Career

1.	226	Jonathan Barnes	2014-17
2.	211	Matt Nelson	2009-12
3.	152	Josh Scobee	2000-03
4.	144	Jerry Pope	1973-76
5.	133	Marty Kent	1994-97
6.	123	Danny Horwedel	2004-07
7.	111	Chris Boniol	1990-93
8.	80	Keith Swilley	1977-79
9.	57	Danny Norris	1971-73
10.	56	Kevin Pond	1998-99

EXTRA POINTS MADE

Season

1.	77	Jonathan Barnes	2016
2.	76	Matt Nelson	2012
3.	60	Jonathan Barnes	2015
4.	46	Matt Nelson	2011
5.	44	Josh Scobee	2001
6.	43	Jonathan Barnes	2017
7.	42	Matt Nelson	2009
	42	Trent Wierick	1998
9.	40	Marty Kent	1997
10.	39	Jonathan Barnes	2014
	39	Josh Scobee	2000
	39	Kevin Pond	1999

Career

1.	219	Jonathan Barnes	2014-17
2.	201	Matt Nelson	2009-12
3.	144	Josh Scobee	2000-03
4.	129	Marty Kent	1994-97
5.	128	Jerry Pope	1973-76
6.	116	Danny Horwedel	2004-07
7.	105	Chris Boniol	1990-93
8.	75	Keith Swilley	1977-79
9.	51	Danny Norris	1971-73
10.	47	Kyle Fischer	2013-2016

LONGEST PUNTS

Game

1.	85	Ryan Allen at New Mexico State	Oct. 27, 2012
2.	75	Barry Bowman vs. UL-Monroe	Nov. 9, 1985
	75	Barry Hickingbotham vs. Kansas	Sept. 26, 1987
4.	74	Daryl Altic vs. Ole Miss	Nov. 14, 1992
5.	72	Ryan Allen at Mississippi State	Sept. 24, 2011
6.	71	Ryan Allen vs. Texas A&M (Shreveport)	Oct. 13, 2012
7.	70	Jeff Dozier vs. East Carolina (Independence Bowl)	Sept. 16, 1978
8.	68	Gerald Shouse at UTEP	Nov. 21, 2015
9.	67	Cade Glasgow at Nevada	Oct. 9, 2009
10.	66	Ryan Allen at Utah State	Oct. 22, 2011
	66	Ryan Allen at San Jose State	Nov. 27, 2010

TOP CAREER PUNTERS

(by average, min. 50 punts)		Punts	Yards	Avg.
1.	Ryan Allen, 2010-12	188	8,437	44.9
2.	Gerald Shouse, 2013-16	96	4,004	41.7
3.	Jerry Pope, 1973-76	177	7,131	40.3
4.	Daryl Altic, 1991-92	108	4,330	40.1
5.	Brad Boozer, 1989-90	111	4,423	39.8
6.	Chris Keagle, 2005-08	266	10,534	39.6
7.	Brett Brewer, 1980-82	135	5,338	39.5
8.	Matt Butler, 2004	72	2,825	39.2
9.	Dustin Upton, 2000-03	226	8,824	39.0
10.	Butch Trogel, 1966-69	146	5,696	39.0
	Mike Swinney, 1970-73	104	4,042	38.9

SINGLE SEASON SCORING (KICKERS)

		Xpts	FGs	Pts
1.	Jonathan Barnes, 2016	77	22	143
2.	Jonathan Barnes, 2015	60	22	126
3.	Jonathan Barnes, 2017	43	25	118
4.	Matt Nelson, 2012	76	12	112
5.	Josh Scobee, 2001	44	18	98
6.	George Benyola, 1985	23	24	95
7.	Josh Scobee, 2003	31	21	94
8.	Matt Nelson, 2011	46	15	91
9.	Chris Boniol, 1990	38	17	89
10.	Danny Horwedel, 2005	34	18	88

CAREER SCORING (KICKERS)

		X-pts	FG	Pts
1.	Jonathan Barnes, 2014-17	219-226	81	462
2.	Matt Nelson, 2009-12	201-211	53	360
3.	Josh Scobee, 2000-03	144-152	65	339
4.	Marty Kent, 1994-97	129-133	50	279
5.	Matt Stover, 1986-89	70-72	64	262
6.	Chris Boniol, 1990-93	107-112	50	257
7.	Danny Horwedel, 2004-07	116-123	46	254
8.	Matt Nelson, 2009-12	125-131	41	248
9.	Jerry Pope, 1973-76	128-144	31	221
10.	George Benyola, 1984-85	40-44	40	160

50-YARD FIELD GOALS (9 PLAYERS)

57 - Matt Stover vs. Texas A&M, Oct. 31, 1987
55 - Chris Boniol vs. McNeese State, Sept. 8, 1990
54 - Jonathan Barnes vs. WKU, Oct. 6, 2016
54 - Chris Boniol vs. Eastern Michigan, Sept. 21, 1991
53 - Jonathan Barnes vs. UTSA, Nov. 25, 2017
53 - Matt Stover vs. Auburn, Nov. 11, 1989
53 - Matt Stover vs. UL-Monroe, Nov. 8, 1986
53 - George Benyola vs. Lamar, Nov. 2, 1985
53 - Josh Scobee at UTEP, Oct. 11, 2003
52 - Jonathan Barnes at South Carolina, Sept. 23, 2017
52 - Roberto Dager vs. Miss. State, Sept. 13, 1980
52 - George Benyola vs. Lamar, Oct. 27, 1984
52 - Matt Stover vs. UT-Chattanooga, Oct. 3, 1987
52 - Matt Stover vs. Florida State, Oct. 22, 1988
52 - Chris Boniol vs. Arkansas State, Oct. 31, 1992
52 - Chris Boniol vs. South Carolina, Sept. 18, 1993
52 - Josh Scobee vs. Miami, Aug. 28, 2003
52 - Josh Scobee at Tulsa, Nov. 15, 2003
51 - Kyle Fischer vs. Western Kentucky, Nov. 1, 2014
51 - Marty Kent vs. Toledo, Oct. 19, 1996 (twice)
51 - Josh Scobee at Miami, Oct. 28, 2000
51 - Josh Scobee at Clemson, Sept. 7, 2002
51 - Josh Scobee at SMU, Nov. 8, 2003
50 - Jonathan Barnes vs. UL-Lafayette, Oct. 3, 2015
50 - Jonathan Barnes vs. Arkansas State, Dec. 19, 2015
50 - Brad Oestriecher vs. Mississippi State, Aug. 30, 2008
Total 26

DEFENSE RECORDS

YEARLY TACKLES LEADERS

Year	Name	UA	A	T
2017	Dae'Von Washington	44	26	70
2016	Jordan Harris	53	41	94
2015	Beau Fitte	59	45	104
2014	Kentrell Brice	65	21	86
2013	Daniel Cobb	35	47	82
2012	Jamel Johnson	45	34	79
2011	Adrien Cole	79	49	128
2010	Jay Dudley	44	50	94
2009	Adrien Cole	36	57	93
2008	Antonio Baker	61	50	115
2007	Antonio Baker	54	64	118
2006	Quin Harris	39	56	95
2005	Barry Robertson	54	49	103
2004	Byron Santiago	30	52	82
2003	Byron Santiago	53	54	107
2002	Michael Johnson	66	47	113
2001	Bobby Gray	73	33	106
2000	Bobby Gray	86	29	119
1999	Damon Harrington	75	47	122
1998	Damon Harrington	73	48	119
1997	Myron Smith	94	59	148
1996	John Noel	79	50	129
	Gomeya Cooper	60	69	129
1995	Eric Starks	50	47	97
1994	Fred Price	49	50	99
1993	Lance Reed	69	60	129
1992	Myron Baker	72	60	132
1991	Myron Baker	64	47	111
1990	Myron Baker	48	71	119
1989	Glenell Sanders	85	41	126
1988	Glenell Sanders	119	64	183
1987	Glenell Sanders	111	72	183
1986	Neal Atkins	85	44	129
1985	Doug Landry	66	58	124
1984	Doug Landry	91	44	135
1983	Doug Landry	104	74	178
1982	Tony Boles	61	52	113
1981	Tony Boles	47	45	92
1980	Andre Young	56	53	109
1979	Johnny Robinson	89	49	138
1978	Jimmy Blackshire	*	*	115
1977	Jimmy Blackshire	*	*	106
1976	Jimmy Blackshire	*	*	102
1975	Rod Bagley	*	*	120
1974	Ricky Shirley	*	*	108
1973	Joe McNeely	*	*	150
1972	Joe McNeely	*	*	144
1971	Joe McNeely	*	*	94
1970	Ron Alexander	*	*	130
1969	Ron Alexander	*	*	120

TACKLES

Game

1.	24	Doug "Tank" Landry, Arkansas State	Oct. 15, 1983
	24	Glenell Sanders, Arkansas State	Oct. 17, 1987
3.	23	Doug "Tank" Landry, UL-Lafayette	Nov. 19, 1983
	23	Doug "Tank" Landry, Arkansas State	Oct. 19, 1985
	23	Ronnie Alexander, Southeastern La	Nov. 7, 1970
	23	John Noel, Central Michigan	Sept. 14, 1996
7.	22	Glenell Sanders, Arkansas State	Oct. 29, 1988
8.	21	Danny Majors, Southern Miss	Oct. 25, 1975
	21	Doug "Tank" Landry, North Texas	Oct. 29, 1983
10.	20	Quincy Stewart, Texas A&M	Sept. 12, 1998
	20	Glenell Sanders, Texas A&M	Oct. 31, 1987
	20	Glenell Sanders, Florida State	Oct. 22, 1988
	20	Rod Bagley, Southern Miss	Oct. 25, 1975

Season

		UA	A	T
1.	Glenell Sanders, 1988	119	64	183
	Glenell Sanders, 1987	111	72	183
3.	Doug Landry, 1983	104	74	178
4.	Joe McNeely, 1973	*	*	150
5.	Myron Smith, 1997	94	54	148
6.	Joe McNeely, 1972	*	*	144
7.	Johnny Robinson, 1979	89	49	138
8.	Doug Landry, 1984	91	44	135
9.	Myron Baker, 1992	72	60	132
10.	Jon Paul Laque, 1983	70	61	131

Career

		UA	A	T
1.	Glenell Sanders, 1986-89	348	200	548
2.	Doug Landry, 1982-85	298	211	509
3.	Joe McNeely, 1970-73	*	*	400
4.	Eldonta Osborne, 1986-89	273	125	395
5.	Bobby Gray, 1998-2001	260	133	393
6.	Fred Dean, 1971-74	*	*	392
7.	Myron Baker, 1989-92	191	188	379
8.	Lance Reed, 1992-95	188	169	357
9.	Antonio Baker, 2006-09	175	177	352
10.	Johnny Robinson, 1977-80	*	*	340

TACKLES FOR LOSS

Game

1.	5.5	Houston Bates vs. Illinois (Heart of Dallas Bowl)	Dec. 26, 2014
2.	**4.0**	**Jaylon Ferguson at UTSA**	**Oct. 10, 2015**
	4.0	Mitch Villemez at Southern Miss	Oct. 25, 2014
	4.0	Curtis Randall at Kansas State	Nov. 17, 2001
	4.0	Jamie Nichols at UTEP	Nov. 10, 2001
	4.0	John Nash vs. Rice	Oct. 27, 2001
	4.0	Neal Atkins at Fresno State	Sept. 27, 1986
	4.0	Johnny Robinson vs. UL-Monroe	Nov. 17, 1979
	4.0	Shannon Jenkins vs. UL-Lafayette	Nov. 14, 1995
10.	3.5	Secdrick Cooper at Texas Tech	Sept. 17, 2016
	3.5	Daniel Cobb at North Carolina State	Aug. 31, 2013
	3.5	IK Enemkpali at Ole Miss	Nov. 12, 2011
	3.5	Jemelle Cage vs. Nevada	Sept. 6, 2004

Season

1.	31.0	Ardis McCann (31-203)	1978
2.	24.0	Johnny Robinson (24-93)	1979
3.	19.0	Johnny Robinson (19-105)	1978
	19.0	Walter Johnson (19-111)	1986
5.	17.5	Glenell Sanders (17.5-100)	1988
6.	17.0	Tank Landry (17-103)	1983
7.	**16.0**	**Jaylon Ferguson (16-94)**	**2016**
	16.0	Houston Bates (16-90)	2014
	16.0	Quincy Myles (16-50)	2002
	16.0	Jamie Nichols (16-36)	2001
	16.0	Ronnie Paggett (16-102)	1978

SACKS

Game

1.	4.5	Houston Bates vs. Illinois (Heart of Dallas Bowl)	Dec. 26, 2014
2.	4.0	Johnny Robinson at Texas-Arlington	Sept. 23, 1978
3.	3.0	Jemelle Cage vs. Nevada	Sept. 6, 2004
	3.0	Otis Pitts vs. UAB	Oct. 17, 1998
	3.0	Neal Atkins at Lamar	Nov. 1, 1986
	3.0	Stacy Ward vs. UL-Lafayette	Sept. 14, 1985
	3.0	Mike Sorensen vs. West Texas State	Sept. 11, 1982
	3.0	Mike Sorensen at Texas-Arlington	Oct. 2, 1982
	3.0	Norman Dunn vs. East Tennessee State	Oct. 17, 1992
	3.0	Keith Washington vs. Middle Tennessee	Aug. 31, 1996

Season

1.	**14.5**	**Jaylon Ferguson**	**2016**
2.	14.0	Walter Johnson	1986
3.	13.0	Johnny Robinson	1979
4.	10.5	Walter Johnson	1984
5.	10.0	Mike Sorenson	1982
	10.0	Houston Bates	2014
7.	9.0	Matt Broha	2010
8.	8.5	Christian Lacey	2011
9.	7.5	5 times (Last: Matt Broha)	2011

Career

1.	38	Walter Johnson	1983-86
2.	**27.5**	**Jaylon Ferguson**	**2015-Present**
3.	22	Matt Broha	2008-11
4.	17.5	IK Enemkpali	2010-13
5.	16	Johnny Robinson	1977-80
6.	14.5	Christian Lacey	2008-11
7.	14	Mike Wood	1986-89
8.	13.5	Vontarrius Dora	2012-15
	13.5	Courtney Wallace	1985-88
10.	13	Lorenza Baker	1988-91



LONGEST INTERCEPTION RETURNS

1.	96	Tank Calais vs. San Jose State	Dec. 5, 2009
2.	94	Billy Bond vs. Arkansas State	Oct. 13, 1956
	94	Rob Carter vs. Southern Miss	Nov. 14, 1970
4.	87	John R. Williamson vs. UL-Monroe	Nov. 23, 1963
	87	Trey Junkin (fumble return) vs. Eastern Michigan	Sept. 18, 1982
6.	82	Larry Anderson vs. SLU	Nov. 2, 1974
7.	80	James Bres vs. Howard Payne	Sept. 18, 1948

YEARLY INTERCEPTION LEADERS

2017	Amik Robertson	5
2016	Xavier Woods	5
2015	Bryason Abraham	3
	Xavier Woods	3
2014	Xavier Woods	6
2013	Adairius Barnes	4
2012	Jamel Johnson	2
	Le'Vander Liggins	2
2011	Jay Dudley	4
	Quinn Giles	4
2010	Chad Boyd	4
2009	Deon Young	4
2008	Weldon Brown	5
2007	Weldon Brown	4
	Tony Moss	4
2006	Shalamar Walker	3
2005	Tramon Williams	3
	Alton Bryant	3
2004	Tramon Williams	4
2003	Five Players	2
2002	Adam McConathy	2
2001	Jason Olford	5
2000	Jason Olford	2
1999	Quincy Stewart	2
	Damon Harrington	2
	Kerry Davis	2
1998	Fred Lewis	5
1997	John Noel	7
1996	John Noel	4
1995	Willie Smith	8
1994	Willie Smith	5
1993	Rodney Bruce	3
1992	Doug Evans	3
1991	Demise Loyd	2
	Jamie Evans	2
	Donavan Leary	2
1990	Freddy Smith	5
1989	Demise Loyd	4
1988	Demise Loyd	4
	Glenell Sanders	4
	James Jones	4
1987	Warren Seay	4
	Eldonta Osborne	4
1986	Eldonta Osborne	4
1985	Doyle Adams	6
1984	Doyle Adams	5
1983	Doug Landry	3
	Steven Fisher	3
1982	Ray Wilmer	5
1981	Haywood DeJean	5
1980	Lynn Bankston	4
	Tony Tademy	4
1979	Jean Dornier	5
	Lavon James	5
1978	Jean Dornier	5
1977	Larry Anderson	5
1976	Zack Jones	3
	Terry Slack	3
	Bill Schneider	3
1975	Donnie Perry	3
1974	Wenford Wilborn	4
1973	Wenford Wilborn	4
1972	John Causey	10
1971	Wenford Wilborn	5
	David Brookings	5

INTERCEPTIONS

Game

1.	4	John Causey at UT Arlington	Oct. 7, 1972
	4	Joseph Thigpen vs. Northwestern State	Oct. 28, 1933
2.	2	Numerous times	

Season

1.	10	John Causey	1972
2.	8	Willie Smith	1995
3.	7	John Noel	1997
4.	6	Doyle Adams	1985
	6	Xavier Woods	2014
6.	5	16 Different Players (Last: Amik Robertson)	2017

Career

1.	16	Doyle Adams	1982-85
2.	15	Wenford Wilborn	1971-74
	15	John Causey	1971-73
	15	Larry Griffin	1971-74
5.	14	Xavier Woods	2013-16
6.	13	Willie Smith	1994-95
7.	11	Demise Loyd	1988-91
8.	11	John Noel	1996-97
9.	10	Jean Dornier	1977-79
	10	Antonio Baker	2006-09

INTERCEPTION RETURN YARDS

Season

1.	230	Xavier Woods (6-230)	2014
2.	180	Willie Smith (5-180)	1994
3.	159	Doyle Adams (6-159)	1985
4.	147	Glenell Sanders (4-147)	1988
5.	**141**	**Amik Robertson (5-141)**	**2017**
6.	119	Jean Dornier (5-119)	1978

PASS BREAK-UPS

Game

1.	5	Josh Victorian at San Jose State	Nov. 27, 2010
	5	Will Sheppard vs. Boise State	Nov. 3, 2001
	5	Aaron Puckett vs. Middle Tennessee	Aug. 31, 1996
	5	William Amos vs. UL-Lafayette	Sept. 28, 1996
5.	4	Le'Vander Liggins at Houston	Sept. 8, 2012
	4	Josh Victorian vs. Idaho	Oct. 16, 2010
	4	Frederick Lewis at Florida State	Aug. 28, 1999
8.	3	19 times (Last: Kentrell Brice at UTEP, Nov. 21, 2015)	

Season

1.	24	Willie Smith	1995
2.	16	Bryson Abraham	2015
	16	Tramon Williams	2005
	16	Jason Olford	2001
	16	Will Sheppard	2001
6.	14	Josh Victorian	2010
	14	Corey Brazil	2003
	14	James Jones	1989
9.	13	Frederick Lewis	1999
	13	Warren SEay	1988

FORCED FUMBLES

Game

1.	2	Xavier Woods vs. North Texas	Nov. 7, 2015
	2	Adrien Cole at Auburn	Sept. 5, 2009
	2	Damon Harrington vs. Sam Houston State	Sept. 11, 1999
	2	Nathan Darby vs. Sam Houston State	Sept. 11, 1999
	2	Jamie Nichols at UTEP	Nov. 10, 2001
	2	Shannon Jenkins vs. Tulsa	Sept. 30, 1995
	2	Shannon Jenkins vs. Northern Illinois	Nov. 18, 1995
	2	Shane Carrigan vs. Northern Illinois	Nov. 18, 1995
9.	1	Numerous Times	

Season

1.	6	Byron Santiago	2005
	6	Walter Johnson	1986
3.	5	Tank Landry	1983
4.	4.5	Aldon Kelly	1984
5.	**4**	**Jaylon Ferguson**	**2016**
	4	Russell Farris	2017
	4	Kentrell Brice	2014
	4	Charles Bowman	1997
	4	Shannon Jenkins	1995
	4	Fred Price	1994
	4	Anthony Moore	1988
	4	Eldonta Osborne	1987
	4	Eldonta Osborne	1986
	4	Stacy Ward	1985

FUMBLE RECOVERIES

Game

1.	2	Adairius Barnes vs. Tulane	Sept. 12, 2013
	2	Antonio Mitchum at Illinois	Sept. 22, 2012
	2	Dusty Rust at Texas A&M	Sept. 11, 2010
	2	Bobby Gray at UTEP	Nov. 10, 2001
	2	Brian Bradford at UAB	Nov. 13, 1999
	2	Derrick Parker vs. Sam Houston State	Sept. 11, 1999
	2	Greg Powell at Fresno State	Sept. 27, 1986
	2	Glenell Sanders at North Texas	Nov. 21, 1987
	2	Ronnie Paggett vs. North Texas	Oct. 28, 1978
	2	Dewayne Eddington vs. McNeese State	Nov. 6, 1982
	2	Tony Boles vs. Baylor	Sept. 19, 1981
	2	Mike McHale at UL-Monroe	Nov. 22, 1980
	2	Jimmy Blackshire vs. McNeese State	Sept. 30, 1978

Season

1.	5	Johnny Robinson	1978
2.	4	Quin Harris	2006
	4	Bobby Gray	2001
	4	Jimmy Blackshire	1978
	4	Eddie Anglin	1976
	4	Eddie Anglin	1975
7.	3	20 times (Last: Beau Fitte, 2014)	

TEAM SINGLE-GAME RECORDS

RUSHING ATTEMPTS

1.	73	at Memphis	1953
2.	69	Northwestern State	1977
3.	66	Houston	2011
	66	UL-Lafayette	1978
5.	63	Chattanooga	1976
6.	62	Chattanooga	1975
7.	61	San Jose State	2011
	61	at San Jose State	2010
	61	UT Arlington	1974
10.	60	UL-Lafayette	1990
	60	UL-Lafayette	1973

RUSHING YARDS

1.	468	Southern Illinois	1991
2.	446	at UL-Monroe	1954
3.	419	East Tennessee	1992
4.	408	Idaho	2012
	408	Miss. Valley State	1984
6.	381	UL-Lafayette	1998
7.	374	at San Jose State	2010
8.	364	at Idaho	2008
9.	353	at UTEP	2013
10.	352	Hawai'i	2009

RUSHING TDs

1.	8	Idaho	2012
2.	7	North Texas	2015
	7	East Tennessee State	1992
4.	6	Rice	2014
	6	at Texas State	2012
	6	UNLV	2012
	6	Texas-Arlington	1974
8.	5	15 times (Last: vs. Rice)	2016

PASS COMPLETIONS

1.	47	at Auburn	2000
	47	at Central Florida	1999
	47	Texas A&M	1999
4.	46	at Nebraska	1998
5.	44	Texas A&M	2012
	44	Central Florida	1998
	44	at Toledo	1999
	44	Middle Tennessee	1999
9.	42	at Miami	2000
10.	41	South Carolina State	2016

PASS ATTEMPTS

1.	72	at Miami	2000
2.	68	at Southern California	1999
	68	at Nebraska	1998
	68	Texas A&M	1999
5.	67	Central Florida	1998
6.	66	at Penn State	2002
	66	Oklahoma State	2002
	66	at Toledo	1999
9.	65	at Auburn	2000
	65	Nevada	1995

PASSING YARDS

1.	604	Toledo	1996
2.	602	Boise State	1998
3.	597	at Central Florida	1999
4.	590	at Nebraska	1998
5.	552	at Arkansas State	1998
6.	528	Central Florida	1998
7.	518	South Carolina State	2016
8.	510	Central Michigan	1997
9.	508	at Toledo	1999
10.	492	at UL-Monroe	1970

TD PASSES

1.	8	Boise State	1998
	8	Toledo	1996
3.	7	at Arkansas State	1998
4.	6	UL-Lafayette	1998
	6	UL-Lafayette	2000
	6	UL-Monroe	1999
	6	Nicholls State	1998
	6	Central Michigan	1997
	6	Northern Illinois	1995
10.	5	12 times (Last: at UMass)	2016

INTs THROWN

1.	7	Southern Miss	1967
2.	6	San Jose State	1993
	6	Lamar	1983
	6	Texas-Arlington	1979
5.	5	at Auburn	2001
	5	at Penn State	2000
	5	Arkansas State	1988
	5	Southeastern La	1969
9.	4	Numerous Times (Last: vs. Southern Miss, 2015)	

TOTAL YARDS

1.	839	Idaho	2012
2.	770	UL-Lafayette	1998
3.	735	Rice	2016
4.	730	at Arkansas State	1998
5.	698	Toledo	1996
6.	687	vs. Arkansas State	2015
7.	683	Idaho	2010
8.	679	at McNeese State	1990
9.	677	Rice	2014
10.	675	at Lamar	1968

TOTAL POINTS

1.	100	Clarke College	1922
2.	89	Southern Arkansas	1922
3.	77	UL-Lafayette	1998
	77	Lamar	1969
5.	76	Rice	2014
6.	75	Winnfield High	1910
	75	UL-Lafayette	1910
8.	72	Hendrix	1908
	72	Marine (OCS)	1944
10.	70	Idaho	2012

OPPONENT SINGLE-GAME RECORDS

RUSHING ATTEMPTS

1.	89	Rice	2003
2.	81	UT-Arlington	1976
3.	77	Army	2013
4.	73	ECU	1969
5.	69	Rice	2013
	69	Navy	2009
	69	Northern Illinois	1994
	69	North Texas	1976
	69	Arkansas State	1980
10.	67	East Carolina	1978

RUSHING YARDS

1.	672	Rice	2003
2.	486	UT-Arlington	1976
3.	425	Texas A&M	1996
4.	415	Rice	2013
5.	414	Army	2013
6.	385	Mississippi St	1980
7.	376	Arkansas State	1975
8.	351	McNeese	1980
9.	347	Tennessee	2004
10.	345	Nevada	2009
	345	West Texas	1981

RUSHING TDs

1.	7	Texas A&M	1996
	7	UT-Arlington	1976
	7	Rice	2003
4.	6	5 times (Last: Rice)	2013
9.	5	9 times (Last: Navy)	2016

PASS COMPLETIONS

1.	53	Houston	2012
2.	46	Houston	1988
3.	45	New Mexico St	2008
	45	Miss. Valley State	1984
5.	43	Houston	1991
	43	Hawai'i	2007
7.	42	Hawai'i	2010
8.	41	Boise State	2003
9.	39	Fresno State	2011
10.	36	WKU	2016
	36	Middle Tennessee	2015

PASS ATTEMPTS

1.	77	Houston	2012
2.	76	Miss. Valley State	1984
3.	74	Houston	1988
4.	66	UL-Monroe	1982
	66	Houston	1991
6.	65	San Jose State	2010
7.	61	Hawai'i	2007
	61	Boise State	2003
9.	60	Idaho	2010
10.	59	New Mexico St	2008

PASSING YARDS

1.	630	Houston	1991
2.	580	Houston	2012
3.	569	Boise State	2003
4.	549	Houston	1988
5.	548	Hawai'i	2007
6.	535	Nevada	1995
7.	534	Hawai'i	2003
8.	532	Hawai'i	2010
9.	513	Idaho	2010
10.	496	San Jose State	2010

TD PASSES

1.	10	Houston	1991
2.	6	Fresno State	1992
3.	5	12 times (Last: WKU)	2016

INTs THROWN

1.	9	UT-Arlington	1972
2.	7	UL-Lafayette	1979
3.	6	Miss. Valley State	1984
	6	UL-Monroe	1988
	6	Northwestern St	1971
6.	5	Central Arkansas	2007
	5	Kansas	1987
	5	Western Carolina	1974
9.	4	27 times (Last: ODU)	2014

TOTAL YARDS

1.	733	Rice	2003
2.	732	Boise State	2003
3.	726	Nevada	1995
4.	702	Houston	1991
5.	693	Houston	2012
6.	679	South Carolina	1995
7.	666	Texas Tech	2016
8.	656	WKU	2016
9.	647	Hawai'i	2010
10.	641	Nevada	2007

TOTAL POINTS

1.	73	Houston	1991
2.	71	LSU	1930
3.	68	South Carolina	1995
4.	67	Penn State	2000
5.	66	Florida State	1988
	66	Ft. Benning Inf	1925
7.	64	Central Florida	1998
8.	63	Tulane	1998
	63	Centenary	1928
10.	60	Houston	1988

TEAM SINGLE-SEASON RECORDS

RUSHING ATTEMPTS

1.	721	1972
2.	525	1977
3.	523	2008
4.	521	2012
5.	520	1991
6.	509	2011
7.	511	1976
8.	508	1974
9.	499	2009
10.	496	1973

RUSHING YARDS

1.	2,909	1991
2.	2,726	2012
3.	2,548	1990
4.	2,479	1949
5.	2,432	2008
6.	2,403	2004
7.	2,254	1995
8.	2,253	1973
9.	2,242	2017
10.	2,210	2009

RUSHING TDs

1.	47	2012
2.	32	2014
	32	1972
4.	31	1969
5.	30	2016
6.	27	2015
7.	25	2004
8.	24	1977
	24	1976
	24	1971
	24	1975

PASS COMPLETIONS

1.	402	1998
2.	372	1999
3.	365	2012
4.	362	2016
5.	357	2000
6.	312	2001
7.	305	2002
8.	301	1997
9.	297	2015
10.	279	1996

PASS ATTEMPTS

1.	601	1998
2.	566	1999
3.	546	2000
4.	543	2016
5.	540	2001
6.	533	2012
7.	527	2002
8.	495	1997
9.	482	2003
10.	479	2015

PASSING YARDS

1.	5,185	1998
2.	5,087	2016
3.	4,434	1999
4.	4,209	2012
5.	4,201	2015
6.	3,965	1997
7.	3,844	2001
8.	3,778	1996
9.	3,715	2000
10.	3,633	2002

TD PASSES

1.	48	1998
2.	43	2016
3.	38	1999
4.	35	1996
5.	34	1997
6.	33	2012
7.	31	2001
8.	30	2000
	30	2014
10.	28	2015

INTERCEPTIONS THROWN

1.	29	1982
2.	28	2000
3.	25	1979
4.	24	1967
5.	22	1993
6.	19	2002
	19	1988
	19	1976
9.	18	5 times

TOTAL YARDS

1.	7,206	2016
2.	6,935	2012
3.	6,504	1998
4.	6,276	2015
5.	5,611	2014
6.	5,456	1997
7.	5,239	2017
8.	5,181	1999
9.	5,173	2003
10.	5,130	2011

TOTAL POINTS

1.	620	2016
2.	618	2012
3.	523	2014
4.	493	1998
5.	488	2015
6.	401	1996
7.	396	2017
8.	391	2011
9.	389	1999
10.	350	2009

OPPONENT SINGLE-SEASON RECORDS

RUSHING ATTEMPTS

1.	635	1983
2.	568	2013
	568	1976
4.	553	1978
	553	1979
6.	543	1984
7.	531	2003
8.	526	1980
9.	524	2016
10.	519	1987

RUSHING YARDS

1.	2,930	2006
2.	2,852	2003
3.	2,532	2000
4.	2,477	1976
5.	2,421	1983
6.	2,411	1996
7.	2,337	2013
8.	2,310	1998
9.	2,296	2017
	2,296	1994

RUSHING TDs

1.	38	2006
2.	33	1998
3.	30	2002
4.	29	2003
	29	1996
	29	1976
7.	28	2000
8.	27	2016
9.	25	2013
	25	2012

PASS COMPLETIONS

1.	323	2016
2.	314	2014
3.	300	2012
4.	298	2011
5.	289	2015
6.	282	2008
7.	267	2010
8.	265	2007
9.	247	2003
10.	238	2002

PASS ATTEMPTS

1.	528	2014
2.	509	2011
3.	495	2012
4.	494	2016
5.	484	2015
6.	480	2010
7.	470	2008
8.	459	2007
9.	440	2010
10.	407	1995

PASSING YARDS

1.	4,085	2012
2.	3,846	2016
3.	3,545	2008
4.	3,482	2010
5.	3,445	2007
6.	3,420	2014
7.	3,335	2015
8.	3,352	2006
9.	3,274	2003
10.	3,238	2011

TD PASSES

1.	35	2012
2.	33	2016
3.	31	2006
4.	27	2010
	27	2007
6.	26	2014
7.	25	1995
	25	2004
	25	2008
10.	24	2015
	24	2002

INTERCEPTIONS THROWN

1.	29	1972
2.	26	2014
3.	23	1985
	23	1982
5.	22	1971
6.	21	2011
7.	20	1984
	20	1995
9.	19	2017
	19	1974
	19	1990
	19	2007

TOTAL YARDS

1.	6,313	2012
2.	6,282	2006
3.	6,126	2003
4.	5,898	2016
5.	5,545	2010
6.	5,294	2002
7.	5,090	2007
8.	5,075	2014
9.	5,012	2017
10.	4,977	1995

TOTAL POINTS

1.	542	2006
2.	470	2016
3.	462	2012
4.	426	2002
5.	402	1998
6.	396	2000
7.	394	2003
8.	382	2004
9.	371	1995
10.	368	2010
	368	2007

LA TECH YEARLY STATISTICS

		TOTAL OFFENSE				RUSHING					PASSING							1st	SCORING		PEN.			PUNT		KICKOFF		PUNTING		
Year	G	Plays	Yds.	Yds./ Game	Yds./ Play	Att.	Yds.	Yds./ Game	Yds./ Att.	TD	C	A	I	Pct.	Yds.	Yds./ Game	TD	Dns	Pts.	Pts./ Game	Pen.	Pen. Yds.	TO	Fmbl- Lost	Ret	Yds.	Ret	Yds.	P	Yds.	Avg.
1948	10	532	2,685	268.5	5.0	446	2,119	211.9	4.8	22	37	86	12	43.0	506	50.6	4	-	183	18.3	-	-	-	-	-	-	-	-	70	2,572	36.7
1949	9	561	3,367	374.1	6.0	451	2,477	275.2	5.5	24	50	110	15	45.5	890	98.9	11	-	230	25.6	-	-	-	-	-	-	-	-	44	1,659	37.7
1950	9	615	2,554	283.8	4.2	467	1,672	185.8	3.6	16	53	150	19	35.3	910	101.1	6	-	152	16.9	-	-	-	-	-	-	-	-	57	1,939	34.0
1951	9	612	2,418	268.7	4.0	429	1,520	168.9	3.5	15	62	183	14	33.9	898	99.8	8	-	157	17.4	-	-	-	-	-	-	-	-	59	2,117	35.9
1952	9	577	2,679	297.7	4.6	415	1,709	189.9	4.1	23	64	162	9	39.5	970	107.8	5	-	187	20.8	-	-	-	-	-	-	-	-	59	2,046	34.7
1953	-	-	-	-	-	-	-	-	-	-	-	-	-	-	-	-	-	-	-	-	-	-	-	-	-	-	-	-	-	-	-
1954	9	564	2,135	237.2	3.8	402	1,799	199.9	4.5	23	70	162	16	43.2	836	92.9	6	-	189	21.0	-	-	-	-	-	-	-	-	42	1,438	34.2
1955	10	580	3,199	319.9	5.5	447	2,257	225.7	5.0	27	64	133	10	48.1	942	94.2	10	-	250	25.0	-	-	-	-	-	-	-	-	51	1,801	35.3
1956	9	558	2,307	256.3	4.1	445	1,655	183.9	3.7	11	58	113	12	51.3	652	72.4	5	-	101	11.2	-	-	-	-	-	-	-	-	43	1,417	33.0
1957	10	663	2,972	297.2	4.5	551	2,324	232.4	4.2	19	50	112	7	44.6	648	64.8	5	-	165	16.5	-	-	-	-	-	-	-	-	38	1,391	36.6
1958	6	383	1,770	295.0	4.6	308	1,300	216.7	4.2	13	34	75	6	45.3	470	78.3	4	-	118	19.7	-	-	-	-	-	-	-	-	27	767	28.4
1959	10	709	2,791	279.1	3.9	570	2,103	210.3	3.7	21	62	139	4	44.6	688	68.8	6	-	191	19.1	-	-	-	-	-	-	-	-	43	1,513	35.3
1960	10	606	2,502	250.2	4.1	426	1,438	143.8	3.4	12	87	180	11	48.3	1,064	106.4	8	-	151	15.1	-	-	-	-	-	-	-	-	61	2,051	33.6
1961	9	568	2,272	252.4	4.0	399	1,143	127.0	2.9	15	107	169	6	63.3	1,129	125.4	6	-	156	17.3	-	-	-	-	-	-	-	-	53	2,053	38.7
1962	8	531	2,081	260.1	3.9	325	565	70.6	1.7	13	121	206	6	58.7	1,516	189.5	6	-	125	15.6	-	-	-	-	-	-	-	-	41	1,324	33.3
1963	9	535	2,335	259.4	4.4	357	1,130	125.6	3.2	18	97	178	9	54.5	1,205	133.9	9	-	188	20.9	-	-	-	-	-	-	-	-	45	1,852	41.2
1964	10	636	2,841	284.1	4.5	417	1,435	143.5	3.4	11	111	219	12	50.7	1,406	140.6	9	-	157	15.7	-	-	-	-	-	-	-	-	48	1,772	37.0
1965	8	535	2,512	314.0	4.7	317	842	105.3	2.7	13	128	219	13	58.4	1,670	208.8	10	-	161	20.1	-	-	-	-	-	-	-	-	48	1,755	36.6
1966	10	602	2,023	202.3	3.4	316	608	60.8	1.9	7	124	286	21	43.4	1,415	141.5	4	-	83	8.3	-	-	-	-	-	-	-	-	75	2,432	32.4
1967	10	676	3,395	339.5	5.0	360	1,303	130.3	3.6	14	154	316	24	48.7	2,092	209.2	8	-	156	15.6	-	-	-	-	-	-	-	-	49	1,822	37.2
1968	10	780	4,591	459.1	5.9	402	1,427	142.7	3.5	11	199	378	15	52.6	3,164	316.4	23	167	304	30.4	51	437	25	23-10	20	170	56	961	50	1,931	38.6
1969	9	682	3,896	432.9	5.7	395	1,405	156.1	3.6	36	151	287	18	52.6	2,491	276.8	14	181	349	38.8	55	464	35	23-17	30	358	32	695	47	1,955	41.6
1970	10	753	2,993	299.3	4.0	421	804	80.4	1.9	14	174	332	11	52.4	2,189	218.9	8	166	165	16.5	57	627	25	25-14	35	319	35	658	66	2,504	37.9
1971	10	736	4,111	411.1	5.6	494	1,931	193.1	3.9	24	123	242	15	50.8	2,180	218.0	15	199	274	27.4	72	728	24	25-9	31	75	33	598	53	2,034	38.4
1972	11	956	3,989	362.6	4.2	721	1,997	181.5	2.8	32	111	235	13	47.2	1,992	181.1	9	195	298	27.1	64	664	26	28-13	28	266	26	563	56	2,103	37.6
1973	10	723	3,958	395.8	5.5	496	2,253	225.3	4.5	18	101	227	13	44.5	1,705	170.5	14	197	265	26.5	71	760	24	23-11	39	292	17	450	50	2,064	41.3
1974	10	701	3,700	370.0	5.3	508	2,101	210.1	4.1	22	100	193	14	51.8	1,599	159.9	12	179	294	29.4	51	635	27	21-13	26	178	23	535	42	1,792	42.7
1975	10	727	3,994	399.4	5.5	462	1,768	176.8	3.8	24	143	265	12	54.0	2,226	222.6	17	223	297	29.7	56	572	27	32-15	27	176	33	705	42	1,501	35.7
1976	11	818	4,560	414.5	5.6	511	1,863	169.4	3.6	24	159	307	19	51.8	2,697	245.2	22	243	336	30.5	46	391	35	34-16	34	268	35	596	49	1,788	36.5
1977	11	825	4,243	385.7	5.1	525	1,691	153.7	3.2	24	151	300	18	50.3	2,552	232.0	9	203	281	25.5	57	565	40	41-22	48	470	30	650	57	1,893	33.2
1978	10	738	2,974	297.4	4.0	434	1,124	112.4	2.6	12	128	304	18	42.1	1,850	185.0	11	184	215	21.5	56	546	36	26-18	31	317	31	655	68	2,382	35.0
1979	11	746	3,001	272.8	4.0	457	1,401	127.4	3.1	8	132	289	25	45.7	1,600	145.5	6	156	112	10.2	49	356	42	31-17	21	162	36	749	78	2,691	34.5
1980	11	796	3,402	309.3	4.3	437	1,181	107.4	2.7	12	166	359	19	46.2	2,221	201.9	11	184	192	17.5	61	619	33	26-14	39	192	32	506	72	2,572	35.7
1981	11	822	3,760	341.8	4.6	438	1,414	128.5	3.2	15	193	384	18	50.3	2,346	213.3	9	221	205	18.6	59	543	25	18-7	30	182	36	642	68	2,684	39.5
1982	11	819	4,298	390.7	5.2	370	1,253	113.9	3.4	12	238	449	14	53.0	3,045	276.8	24	238	302	27.5	72	779	32	37-16	22	186	27	542	60	2,417	40.3
1983	11	781	2,828	257.1	3.6	382	520	47.3	1.4	6	195	399	29	48.9	2,308	209.8	10	168	152	13.8	70	599	49	43-20	19	71	33	619	77	2,993	38.9
1984	11	762	3,097	281.5	4.1	423	1,055	95.9	2.5	4	148	339	18	43.7	2,042	185.6	11	160	173	15.7	73	560	37	30-19	35	165	22	353	84	3,154	37.5
1985	11	763	3,466	315.1	4.5	426	1,145	104.1	2.7	13	164	337	13	48.7	2,321	211.0	11	173	259	23.5	74	588	25	21-12	31	163	26	348	68	2,702	39.7
1986	11	778	2,919	265.4	3.8	475	1,296	117.8	2.7	14	138	298	17	46.3	1,623	147.5	5	164	206	18.7	69	619	36	30-19	25	243	48	865	74	2,631	35.6
1987	11	740	2,461	223.7	3.3	430	1,017	92.5	2.4	2	124	310	12	40.0	1,444	131.3	5	131	108	9.8	69	624	26	29-14	23	150	42	771	106	4,028	38.0
1988	11	806	2,936	266.9	3.6	360	780	70.9	2.2	10	191	446	19	42.8	2,156	196.0	9	172	185	16.8	60	520	38	35-19	21	119	48	884	88	2,939	33.4
1989	10	733	3,567	356.7	4.9	401	1,544	154.4	3.9	15	165	332	12	49.7	2,023	202.3	15	195	283	28.3	87	820	23	24-11	25	312	41	912	66	2,534	39.4
1990	12	838	4,948	412.3	5.9	480	2,335	194.6	4.9	23	200	358	11	55.9	2,613	217.8	16	261	364	30.3	112	996	23	20-12	27	224	36	577	46	1,889	41.1
1991	11	731	4,617	419.7	6.3	520	2,671	242.8	5.1	23	170	289	9	58.8	1,946	176.9	13	241	280	25.5	78	770	17	18-8	21	159	29	636	52	1,971	37.9
1992	11	772	3,620	329.1	4.7	436	1,735	157.7	4.0	19	164	336	14	48.8	1,885	171.4	3	203	199	18.1	97	934	22	21-8	30	96	28	634	69	2,764	40.1
1993	11	737	3,114	283.1	4.2	389	1,081	98.3	2.8	8	160	341	22	46.9	2,022	183.8	5	172	143	13.0	56	397	29	19-7	26	219	37	628	75	2,756	36.7
1994	11	819	3,595	326.8	4.4	441	1,609	146.3	3.6	10	167	377	16	44.3	1,948	177.1	4	211	164	14.9	77	669	28	28-12	36	215	33	716	71	2,738	38.6
1995	11	815	4,934	448.5	6.1	395	2,086	189.6	5.3	17	227	420	14	54.0	2,848	258.9	24	242	320	29.1	96	828	28	30-14	18	203	51	927	65	2,415	37.2
1996	11	805	5,017	456.1	6.2	330	1,239	112.6	3.8	7	279	475	17	58.7	3,778	343.5	35	246	351	31.9	104	830	22	19-5	14	176	48	957	49	1,862	38.0
1997	11	813	5,456	496.0	6.7	318	1,491	135.5	4.7	14	301	495	11	60.8	3,965	360.5	34	264	364	33.1	111	928	21	25-10	21	241	41	721	41	1,479	36.1
1998	12	895	6,504	542.0	7.3	294	1,319	109.9	4.5	18	402	601	14	66.9	5,185	432.1	48	315	493	41.1	124	1,123	20	18-6	20	267	45	789	36	1,337	37.1
1999	11	822	5,181	471.0	6.3	256	747	67.9	2.9	12	372	566	12	65.7	4,434	403.1	38	270	389	35.4	95	732	22	20-10	25	201	38	663	43	1,599	37.2
2000	12	877	4,955	412.9	5.6	331	1,240	103.3	3.7	11	357	546	28	65.4	3,715	309.6	30	286	317	26.4	89	753	41	22-13	19	135	51	973	50	1,705	34.1
2001	12	895	5,099	424.9	5.7	355	1,255	104.6	3.5	15	312	540	17	57.8	3,844	320.3	31	271	406	33.8	93	814	26	16-9	21	188	52	1,078	66	2,625	39.8
2002	12	837	5,015	417.9	6.0	310	1,382	115.2	4.5	18	305	527	19	57.9	3,633	302.8	19	234	320	26.7	85	747	29	16-10	39	327	52	1,114	66	2,412	36.5
2003	12	842	5,173	431.1	6.1	360	1,654	137.8	4.6	14	267	482	16	55.4	3,519	293.3	20	258	310	25.8	90	692	28	23-12	30	343	61	1,245	58	2,363	40.7
2004	12	790	4,560	380.0	5.8	490	2,403	200.3	4.9	25	154	300	11	51.3	2,157	179.8	11	221	308	25.7	85	709	27	27-16	32	214	43	828	72	2,825	39.2
2005	11	784	4,033	366.6	5.1	428	1,623	147.5	3.8	19	192	356	10	53.9	2,410	219.1	18	220	317	28.8	69	575	18	20-8	27	144	42	975	52	1,946	37.4
2006	13	828	4,479	344.5	5.4	415	1,692	130.2	4.1	13	214	431	19	49.7	2,787	214.4	17	237	242	18.6	68	612	37	27-18	23	115	71	1,541	71	2,711	38.2
2007	12	910	4,211	350.9	4.6	490	1,863	155.3	3.8	16	238	420	10	56.7	2,348	195.7	13	237	249	20.8	94	802	25	34-15	25	362	64	1,480	76	3,139	41.3
2008	13	866	4,460	343.1	5.2	523	2,432	187.1	4.7	23	158	343	10	46.1	2,028	156.0	9	234	320	24.6	79	683	20	23-10	31	402	51	1,218	72	2,915	40.5
2009	12	819	4,467	372.3	5.5	499	2,210	184.2	4.4	20	188	320	5	58.8	2,257	188.1	19	242	350	29.2	71	658	13	24-8	12	148	60	1,261	65	2,457	37.8
2010	12	890	4,678	389.8	5.3	465	2,051	170.9	4.4	22	260	425	15	61.2	2,627	218.9	16	251	321	26.8	59	527	28	27-13	16	218	67	1,576	61	2,447	40.1
2011	13	987	5,130	394.6	5.2	509	1,901	146.2	3.7	21	278	478	11	58.2	3,229	248.4	21	261	391	30.1	89	796	20	18-9	28	269	52	1,176	85	3,908	46.0
2012	12	1,054	6,935	577.9	6.6	521	2,726	227.2	5.2	47	365	533	5	68.5	4,209	350.8	33	378	618	51.5	98	957	13	22-8	28	132	50	1,186	45	2,162	48.0
2013	12	858	4,394	366.2	5.1	410	1,922	160.2	4.7	14	254	448	15	56.7	2,472	206.0	10	234	230	19.2	56	479	29	20-14	23	103	36	766	69	2,594	37.6
2014	14	957	5,611	400.7	5.9	490	2,080	148.6	4.2	32	270	467	13	57.8	3,531	252.2	30	280	523	37.4	69	555	26	26-13	24	199	44	1,067	68	2,528	37.2
2015	13	910	6,276	482.8	6.9	431	2,075	159.6	4.8	27	297	479	11	62.0	4,201	323.2	28	309	488	37.5	72	654	21	16-10	16	148	54	1,094	56	2,217	39.6
2016	14	960	7,206	514.7	7.5	417	2,119	151.4	5.1	30	362	543	9	66.7	5,087	363.4	43	361	620	44.3	70	670	27	18-8	17	178	57	1,436	40	1,640	41.0
2017	13	915	5,239	403.0	5.7	495	2,242	172.5	4.5	22	233	420	5	55.4	2,997	230.5	17	281	396	30.5	61	527	22	17-10	14	94	30	668	56	2,097	37.4

OPPONENT YEARLY STATISTICS

		TOTAL OFFENSE				RUSHING					PASSING							1st	SCORING		PEN.				PUNT		KICKOFF		PUNTING		
Year	G	Plays	Yds.	Yds./ Game	Yds./ Play	Att.	Yds.	Yds./ Game	Att.	TD	C	A	I	Pct.	Yds.	Yds./ Game	TD	Dns	Pts.	Pts./ Game	Pen.	Yds.	TO	Fmbl-Lost	Ret	Yds.	Ret	Yds.	P	Yds.	Avg.
1948	10	562	2,161	216.1	3.8	432	1,353	135.3	3.1	15	46	130	22	35.4	808	80.8	6	-	142	14.2	-	-	-	-	-	-	-	-	74	2,652	35.8
1949	9	560	2,283	253.7	4.1	367	1,061	117.9	2.9	6	79	193	15	40.9	1,222	135.8	8	-	97	10.8	-	-	-	-	-	-	-	-	61	2,164	35.5
1950	9	560	2,453	272.6	4.4	382	1,331	147.9	3.5	16	76	178	19	42.7	1,138	126.4	7	-	159	17.7	-	-	-	-	-	-	-	-	54	1,922	35.6
1951	9	573	2,657	295.2	4.6	386	1,363	151.4	3.5	16	76	187	16	40.6	1,484	164.9	13	-	192	21.3	-	-	-	-	-	-	-	-	67	2,325	34.7
1952	9	552	2,506	278.4	4.5	392	1,328	147.6	3.4	8	72	160	7	45.0	1,178	130.9	10	-	117	13.0	-	-	-	-	-	-	-	-	64	2,246	35.1
1953	-	-	-	-	-	-	-	-	-	-	-	-	-	-	-	-	-	-	-	-	-	-	-	-	-	-	-	-	-	-	-
1954	9	527	1,980	220.0	3.8	383	1,135	126.1	3.0	10	53	144	12	36.8	845	93.9	9	-	132	14.7	-	-	-	-	-	-	-	-	53	1,685	31.8
1955	10	536	1,882	188.2	3.5	398	1,120	112.0	2.8	7	50	138	17	36.2	762	76.2	7	-	99	9.9	-	-	-	-	-	-	-	-	66	2,273	34.4
1956	9	506	1,723	191.4	3.4	241	932	103.6	3.9	3	68	165	15	41.2	791	87.9	7	-	68	7.6	-	-	-	-	-	-	-	-	50	1,816	36.3
1957	10	566	2,457	245.7	4.3	462	1,660	166.0	3.6	14	53	104	11	51.0	797	79.7	5	-	122	12.2	-	-	-	-	-	-	-	-	53	1,799	33.9
1958	6	307	988	164.7	3.2	226	672	112.0	3.0	4	32	81	11	39.5	326	54.3	2	-	39	6.5	-	-	-	-	-	-	-	-	35	1,204	34.4
1959	10	607	1,878	187.8	3.1	440	1,087	108.7	2.5	5	55	167	15	32.9	791	79.1	2	-	48	4.8	-	-	-	-	-	-	-	-	-	-	-
1960	10	585	2,245	224.5	3.8	446	1,527	152.7	3.4	9	47	139	14	33.8	718	71.8	5	-	96	9.6	-	-	-	-	-	-	-	-	57	2,073	36.4
1961	9	516	1,806	200.7	3.5	388	1,186	131.8	3.1	9	58	128	6	45.3	620	68.9	6	-	109	12.1	-	-	-	-	-	-	-	-	55	1,996	36.3
1962	8	443	2,004	250.5	4.5	361	1,405	175.6	3.9	15	37	82	12	45.1	599	74.9	3	-	124	15.5	-	-	-	-	-	-	-	-	37	1,391	37.6
1963	9	503	1,858	206.4	3.7	376	1,054	117.1	2.8	8	58	127	9	45.7	804	89.3	7	-	103	11.4	-	-	-	-	-	-	-	-	56	2,157	36.7
1964	10	487	1,523	152.3	3.1	357	914	91.4	2.6	3	46	130	11	35.4	609	60.9	6	-	64	6.4	-	-	-	-	-	-	-	-	65	2,250	34.6
1965	8	458	1,653	206.6	3.6	339	1,046	130.8	3.1	8	43	119	9	36.1	607	75.9	9	-	122	15.3	-	-	-	-	-	-	-	-	52	2,110	40.6
1966	10	653	2,903	290.3	4.4	492	1,701	170.1	3.5	20	66	161	17	41.0	1,202	120.2	9	-	205	20.5	-	-	-	-	-	-	-	-	63	2,314	36.7
1967	10	726	3,766	376.6	5.2	523	2,518	251.8	4.8	24	96	203	13	47.3	1,248	124.8	9	-	241	24.1	-	-	-	-	-	-	-	-	45	1,778	39.5
1968	10	717	2,956	295.6	4.1	472	1,599	159.9	3.4	13	112	245	19	45.7	1,357	135.7	11	-	182	18.2	-	-	-	-	-	-	-	-	74	2,871	38.8
1969	9	710	2,997	333.0	4.2	454	1,444	160.4	3.2	8	107	256	24	41.8	1,553	172.6	13	151	167	18.6	48	468	39	32-15	19	116	51	855	63	2,537	40.3
1970	10	693	2,430	243.0	3.5	497	1,338	133.8	2.7	13	92	195	18	47.2	1,092	109.2	9	132	175	17.5	61	537	34	36-16	33	637	34	630	73	2,982	40.8
1971	10	715	2,721	272.1	3.8	412	1,054	105.4	2.6	13	121	303	22	39.9	1,669	166.9	7	154	172	17.2	53	623	32	20-10	30	324	47	937	62	2,444	39.4
1972	11	719	2,597	236.1	3.6	514	1,413	128.5	2.7	11	81	205	29	39.5	1,184	107.6	6	142	134	12.2	49	415	39	29-10	20	179	46	1,002	68	2,588	38.1
1973	10	603	1,840	184.0	3.1	442	1,097	109.7	2.5	5	54	161	13	33.5	743	74.3	3	100	59	5.9	63	665	31	31-18	25	163	42	867	83	3,248	38.8
1974	10	662	2,374	237.4	3.6	481	1,407	140.7	2.9	9	71	181	19	39.2	967	96.7	5	139	103	10.3	60	625	42	34-23	21	98	49	972	65	2,544	39.1
1975	10	699	3,256	325.6	4.7	489	1,907	190.7	3.9	17	92	210	9	43.8	1,349	134.9	8	170	185	18.5	67	637	31	35-22	11	17	48	978	54	2,046	37.9
1976	11	795	3,592	326.5	4.5	568	2,082	189.3	3.7	29	96	227	13	42.3	1,510	137.3	7	193	247	22.5	72	844	26	31-13	17	85	35	696	71	2,845	40.1
1977	11	708	2,421	220.1	3.4	481	1,167	106.1	2.4	5	96	227	17	42.3	1,254	114.0	11	136	133	12.1	61	550	37	34-20	24	162	46	893	84	3,263	38.8
1978	10	733	2,646	264.6	3.6	553	1,584	158.4	2.9	9	78	180	16	43.3	1,062	106.2	7	147	151	15.1	91	843	36	36-20	30	298	40	673	79	2,772	35.1
1979	11	768	3,029	275.4	3.9	553	1,893	172.1	3.4	17	104	215	17	48.4	1,136	103.3	11	165	222	20.2	69	726	32	30-15	38	210	24	473	82	3,236	39.5
1980	11	773	3,287	298.8	4.3	526	1,958	178.0	3.7	16	105	247	18	42.5	1,329	120.8	10	166	220	20.0	60	595	31	23-13	34	268	36	501	72	2,861	39.7
1981	11	770	4,096	372.4	5.3	486	1,884	171.3	3.9	19	140	285	15	49.1	2,211	201.0	12	201	241	21.9	76	697	29	28-14	33	206	43	794	64	2,644	41.3
1982	11	-	-	-	-	-	-	-	-	12	-	-	-	-	-	-	8	228	-	-	87	861	38	36-16	-	-	-	-	-	-	-
1983	11	856	3,195	290.5	3.7	635	1,970	179.1	3.1	14	106	221	15	48.0	1,225	111.4	7	188	195	17.7	71	552	39	38-24	39	320	31	643	66	2,492	37.8
1984	11	797	2,568	233.5	3.2	543	1,407	127.9	2.6	10	112	254	20	44.1	1,161	105.5	2	137	132	12.0	81	657	36	35-16	39	295	29	592	88	3,316	37.7
1985	11	808	3,575	325.0	4.4	490	1,663	151.2	3.4	8	154	318	23	48.4	1,912	173.8	12	188	176	16.0	92	687	41	32-18	32	297	27	468	68	2,479	36.5
1986	11	825	3,324	302.2	4.0	512	1,415	128.6	2.8	15	139	313	18	44.4	1,909	173.5	10	196	223	20.3	57	485	41	40-23	15	86	36	739	70	2,585	36.9
1987	11	817	3,394	308.5	4.2	519	1,562	142.0	3.0	11	141	297	18	47.5	1,832	166.5	8	179	197	17.9	67	494	32	20-14	63	618	24	527	77	2,981	38.7
1988	11	885	4,364	396.7	4.9	486	1,455	132.3	3.0	22	207	399	17	51.9	2,909	264.5	19	230	352	32.0	77	638	34	38-17	34	348	30	581	66	2,111	32.0
1989	10	726	3,757	375.7	5.2	446	1,820	182.0	4.1	20	128	280	14	45.7	1,937	193.7	12	198	265	26.5	66	590	27	27-13	33	307	31	750	69	2,427	35.2
1990	11	766	3,391	308.3	4.4	450	1,580	143.6	3.5	12	160	316	19	50.6	1,811	164.6	10	194	185	16.8	61	537	29	23-10	19	155	45	821	61	2,209	36.2
1991	11	722	3,541	321.9	4.9	386	1,105	100.5	2.9	8	175	342	9	51.2	2,436	221.5	16	199	194	17.6	67	559	21	23-11	19	125	40	690	64	2,562	40.0
1992	11	698	2,822	256.5	4.0	470	1,464	133.1	3.1	3	111	228	12	48.7	1,358	123.5	12	159	167	15.2	54	450	23	27-11	27	290	32	721	74	2,898	39.2
1993	11	794	4,358	396.2	5.5	498	2,013	183.0	4.0	19	169	296	9	57.1	2,345	213.2	21	230	332	30.2	63	464	23	25-14	34	276	28	504	58	2,202	38.0
1994	11	758	3,839	349.0	5.1	474	2,043	185.7	4.3	12	155	284	9	54.6	1,796	163.3	17	209	274	24.9	92	754	22	31-13	32	281	37	655	70	2,861	40.9
1995	11	844	4,977	452.5	5.9	437	1,868	169.8	4.3	17	236	407	20	58.0	3,109	282.6	25	248	371	33.7	73	621	39	33-19	33	332	48		53	2,171	41.0
1996	11	808	4,479	407.2	5.5	511	2,411	219.2	4.7	29	160	297	11	53.9	2,068	188.0	15	247	342	31.1	73	626	24	23-13	18	144	45	855	53	2,174	41.0
1997	11	823	4,332	393.8	5.3	448	1,694	154.0	3.8	19	199	390	17	51.0	2,638	239.8	15	259	281	25.5	89	810	26	19-9	20	146	57	1,169	46	1,700	37.0
1998	12	873	4,854	404.5	5.6	498	2,070	172.5	4.2	33	212	375	14	56.5	2,784	232.0	18	280	396	33.0	67	648	22	22-8	24	152	80	1,738	54	2,137	39.6
1999	11	821	4,130	375.5	5.0	447	2,169	197.2	4.9	22	210	374	12	56.1	2,313	210.3	12	255	306	27.8	72	637	28	23-16	17	152	52	1,065	50	1,997	39.9
2000	12	856	4,902	408.5	5.7	510	2,532	211.0	5.0	28	196	346	11	56.6	2,370	197.5	19	265	396	33.0	97	782	24	25-13	22	333	46	968	55	1,966	35.7
2001	12	972	5,428	452.3	5.6	558	2,538	211.5	4.5	28	230	414	19	55.6	2,890	240.8	19	297	390	32.5	81	680	30	25-11	35	497	52	1,236	59	2,298	38.9
2002	12	900	5,294	441.2	5.9	517	2,114	176.2	4.1	30	238	383	5	62.1	3,180	265.0	24	270	426	35.5	76	574	16	22-11	35	411	36	716	64	2,394	37.4
2003	12	931	6,126	510.5	6.6	531	2,852	237.7	5.4	29	247	400	14	61.8	3,274	272.8	17	288	394	32.8	97	839	23	15-9	20	222	20	460	49	1,786	36.4
2004	12	870	4,894	407.8	5.6	487	2,119	176.6	4.4	20	217	383	13	56.7	2,775	231.3	25	253	382	31.8	80	705	27	22-14	36	508	51	931	55	2,091	38.0
2005	11	780	4,194	381.3	5.4	382	1,465	133.2	3.8	14	227	398	16	57.0	2,729	248.1	19	223	281	25.5	89	719	31	23-15	20	158	40	865	52	1,960	37.7
2006	13	881	6,282	483.2	7.1	515	2,930	225.4	5.7	38	225	366	10	61.5	3,352	257.8	31	285	542	41.7	83	691	29	28-19	27	257	40	853	42	1,729	41.2
2007	12	876	5,090	424.2	5.8	417	1,645	137.1	3.9	17	265	459	19	57.7	3,445	287.1	27	257	368	30.7	82	685	26	17-7	30	226	45	1,068	70	2,817	40.2
2008	13	905	4,895	376.5	5.4	435	1,350	103.8	3.1	12	282	470	17	60.0	3,545	272.7	25	255	308	23.7	77	651	29	20-12	29	174	56	1,013	75	2,772	37.0
2009	12	828	4,421	368.4	5.3	460	1,955	162.9	4.3	17	203	368	13	55.2	2,466	205.5	16	236	309	25.8	63	521	20	13-7	30	258	50	981	58	2,306	39.8
2010	12	919	5,545	462.1	6.0	479	2,063	171.9	4.3	17	267	440	12	60.7	3,482	290.2	27	283	368	30.7	69	609	23	21-11	19	108	57	1,205	61	2,230	36.6
2011	13	994	4,894	376.5	4.9	485	1,656	127.4	3.4	11	298	509	21	58.5	3,238	249.1	21	262	301	23.2	78	655	31	18-10	29	358	65	1,190	87	3,780	43.4
2012	12	965	6,313	526.1	6.5	470	2,228	185.7	4.7	25	300	495	10	60.6	4,085	340.4	35	311	462	38.5	1171	133	26	24-16	11	84	75	1,468	54	2,224	41.2
2013	12	925	4,899	408.2	5.3	568	2,337	194.8	4.1	25	204	357	18	57.1	2,562	213.5	12	261	315	26.2	63	570	26	15-8	14	44	38	750	60	2,383	39.7
2014	14	1,028	5,075	362.5	4.9	500	1,655	118.2	3.3	19	314	528	26	59.5	3,420	244.3	19	279	346	24.7	88	842	42	27-16	20	208	76	1,662	72	2,872	39.9
2015	13	924	4,890	376.2	5.3	440	1,555	119.6	3.5	13	289	484	13	59.7	3,335	256.5	24	262	349	26.8	87	771	22	22-9	16	185	62	1,529	76	2,980	39.2
2016	14	1,018	5,898	421.3	5.8	524	2,052	146.6	3.9	27	323	494	9	65.4	3,846	274.7	33	336	470	33.6	89	852	27	18-9	12	180	77	1,605	56	2,462	44.0
2017	13	897	5,012	385.5	5.6	491	2,296	176.6	4.7	21	237	406	19	58.3	2,716	208.9	17	274	330	25.4	69	522	39	20-9	12	97	53	1,063	56	2,311	41.3

ALL-TIME SCORES

Scoring Values in College Football

Years	TD	Field Goal	PAT	Safety
1898-1903	5 points	5 points	1 point	2 points
1904-1908	5 points	4 points	1 point	2 points
1909-1911	5 points	3 points	1 point	2 points
1912-1957	6 points	3 points	1 point	2 points
1958-1987	6 points	3 points	1 point (Kick) 2 points (Run/Pass)	2 points
1988-Pres.	6 points	3 points	1 point (Kick) 2 points (Run/Pass) 2 points (Defense)	2 points

1901

Record: 0-2 (Home: 0-2; Away: 0-0) **Coach:** Edwin Barber **Captain:** Unknown

Date	Tech Rank	Opponent	W/L/T	Score	H/A/N	Location	Temp	Att.
Oct. 28	-	LSU	L	0-57	H	Ruston, La.	-	-
Nov. 23	-	ARKANSAS	L	0-16	H	Ruston, La.	-	-
TOTAL POINTS				**0-73**				

1902

Record: 1-1-1 **Coach:** Frank Singleton **Captain:** Unknown

Date	Tech Rank	Opponent	W/L/T	Score	H/A/N	Location	Temp	Att.
Oct. 25	-	MONROE ATHLETIC	W	6-5	H	Ruston, La.	-	-
Nov. 6	-	at Shreveport Ath. Assoc.	L	0-35	A	Shreveport, La.	-	-
Nov. 27	-	at Monroe Athletic	T	0-0	A	Monroe, La.	-	-
TOTAL POINTS				**6-40**				

1903

Record: 0-1 (Home: 0-1; Away: 0-0) [Incomplete] **Coach:** W.M. Robb **Captain:** Unknown

Date	Tech Rank	Opponent	W/L/T	Score	H/A/N	Location	Temp	Att.
Oct. 30	-	LSU	L	0-16	H	Ruston, La.	-	-
Nov. 26	-	at Monroe YMCA	W	16-5	A	Monroe, La.	-	-
TOTAL POINTS				**16-21**				

1904

Record: 1-3 (Home: 1-0; Away: 0-3) **Coach:** E.G. Pierce **Captain:** Glenn M. Walker

Date	Tech Rank	Opponent	W/L/T	Score	H/A/N	Location	Temp	Att.
Oct. 16	-	at LSU	L	0-17	A	Baton Rouge, La.	-	-
Oct. 23	-	at Tulane	L	0-11	A	New Orleans, La.	-	-
Oct. 23	-	LSU	W	6-0	H	Ruston, La.	-	-
Nov. 25	-	at Mississippi State	L	5-32	A	Starkville, Miss.	-	-
TOTAL POINTS				**11-32**				

1905

Record: 0-1 (Home: 0-0; Away: 0-1) **Coach:** J.Y. Bragg **Captain:** J.P. Pope

Date	Tech Rank	Opponent	W/L/T	Score	H/A/N	Location	Temp	Att.
Nov. 18	-	at LSU	L	0-16	A	Baton Rouge, La.	-	-
TOTAL POINTS				**0-16**				

1906

Record: 2-1-3 (Home: 2-0-3; Away: 0-1-0) **Coach:** Z.T. Young **Captain:** H.T. Hair

Date	Tech Rank	Opponent	W/L/T	Score	H/A/N	Location	Temp	Att.
-	-	MONROE ATHLETIC	T	0-0	H	Ruston, La.	-	-
-	-	OUACHITA BAPTIST	W	5-0	H	Ruston, La.	-	-
Nov. 9	-	at LSU	L	0-17	A	Baton Rouge, La.	-	-
-	-	RUSTON ATH. CLUB	W	26-0	H	Ruston, La.	-	-
-	-	HENDERSON STATE	T	5-5	H	Ruston, La.	-	-
-	-	SHREVEPORT YMCA	T	0-0	H	Ruston, La.	-	-
TOTAL POINTS				**36-22**				

1907

Record: 9-1 (Home: 9-0; Away: 0-1) **Coach:** George L. Watkins **Captain:** Dave Caldwell

Date	Tech Rank	Opponent	W/L/T	Score	H/A/N	Location	Temp	Att.
-	-	MONROE ATHLETIC	W	11-0	H	Ruston, La.	-	-
-	-	MONROE ATHLETIC	W	11-0	H	Ruston, La.	-	-
Oct. 11	-	at LSU	L	0-28	A	Baton Rouge, La.	-	-
-	-	OUACHITA BAPTIST	W	37-0	H	Ruston, La.	-	-
-	-	NORTHWESTERN STATE	W	43-4	H	Ruston, La.	-	-
-	-	HENDERSON STATE	W	21-0	H	Ruston, La.	-	-
-	-	RUSTON ATH. CLUB	W	49-0	H	Ruston, La.	-	-
-	-	JACKSON MIL. COL.	W	35-5	H	Ruston, La.	-	-
-	-	LYON COLLEGE	W	23-0	H	Ruston, La.	-	-
-	-	MISSISSIPPI COLLEGE	W	18-0	H	Ruston, La.	-	-
TOTAL POINTS				**248-37**				

1908

Record: 4-3-1 (Home: 4-2-1; Away: 0-1-0) **Coach:** A.L. Cornell **Captain:** A.A. Smith

Date	Tech Rank	Opponent	W/L/T	Score	H/A/N	Location	Temp	Att.
-		16TH U.S. INFANTRY	W	28-0	H	Ruston, La.	-	-
Oct. 10		at Mississippi State	L	0-47	A	Starkville, Miss.	-	-
-		SHREVEPORT ATH. CLUB	T	0-0	H	Ruston, La.	-	-
-		HENDRIX (ARK) COLLEGE	W	72-0	H	Ruston, La.	-	-
-		HENDERSON STATE	L	10-11	H	Ruston, La.	-	-
-		16TH U.S. INFANTRY	W	18-6	H	Ruston, La.	-	-
-		OUACHITA BAPTIST	W	77-5	H	Ruston, La.	-	-
Nov. 23		LSU	L	0-22	H	Ruston, La.	-	-
TOTAL POINTS				**205-91**				

1909

Record: 4-1 (Home: 4-0; Away: 0-0; Neutral: 0-1) **Coach:** Percy S. Prince **Captain:** Walter Barr

Date	Tech Rank	Opponent	W/L/T	Score	H/A/N	Location	Temp	Att.
-		MONROE ATHLETIC	W	28-0	H	Ruston, La.	-	-
-		CENTENARY	W	60-0	H	Ruston, La.	-	-
Nov. 4		vs. LSU	L	0-23	N	Alexandria, La.	-	-
		HENDERSON STATE	W	3-0	H	Ruston, La.	-	-
-		NORTHWESTERN STATE	W	45-0	H	Ruston, La.	-	-
TOTAL POINTS				**136-23**				

1910

Record: 7-0 (Home: 6-0; Away: 1-0) [Incomplete] **Coach:** Percy S. Prince **Captain:** Unknown

Date	Tech Rank	Opponent	W/L/T	Score	H/A/N	Location	Temp	Att.
-		WINNFIELD (LA.) H.S.	W	75-0	H	Ruston, La.	-	-
-		at Mississippi College	W	6-0	A	Clinton, Miss.	-	-
-		OUACHITA BAPTIST	W	6-0	H	Ruston, La.	-	-
-		LOUISIANA COLLEGE	W	60-0	H	Ruston, La.	-	-
-		UL-LAFAYETTE	W	75-0	H	Ruston, La.	-	-
-		HENDERSON STATE	W	11-6	H	Ruston, La.	-	-
-		NORTHWESTERN STATE	W	32-0	H	Ruston, La.	-	-
TOTAL POINTS				**130-6**				

1911

Record: 4-2-1 (Home: 3-1-0; Away: 1-1-1) **Coach:** Percy S. Prince **Captain:** A.A. Smith

Date	Tech Rank	Opponent	W/L/T	Score	H/A/N	Location	Temp	Att.
Oct. 13		at Ole Miss	L	0-15	A	Oxford, Miss.	-	-
Oct. 18		TULANE	L	0-45	H	Ruston, La.	-	-
Oct. 23		at Ouachita Baptist	W	6-0	A	Arkadelphia, Ark.	-	-
-		at Hendrix (Ark.) College	T	5-5	A	Conway, Ark.	-	-
-		NORTHWESTERN STATE	W	39-0	H	Ruston, La.	-	-
Nov. 4		MISSISSIPPI COLLEGE	W	24-0	H	Ruston, La.	-	-
-		HENDERSON STATE	W	24-3	H	Ruston, La.	-	-
TOTAL POINTS				**98-68**				

1912

Record: 1-2-1 (Home: 1-2-1; Away: 0-0-0) [Record Incomplete] **Coach:** Percy S. Prince **Captain:** Unknown

Date	Tech Rank	Opponent	W/L/T	Score	H/A/N	Location	Temp	Att.
-		OUACHITA BAPTIST	T	0-0	H	Ruston, La.	-	-
-		CENTENARY	W	20-0	H	Ruston, La.	-	-
Nov. 9		MISSISSIPPI COLLEGE	L	13-14	H	Ruston, La.	-	-
-		HENDERSON STATE	L	0-14	H	Ruston, La.	-	-
TOTAL POINTS				**33-28**				

1913

Record: 3-4-1 (Home: 3-3-1; Away: 0-1-0) **Coach:** Percy S. Prince **Captain:** Unknown

Date	Tech Rank	Opponent	W/L/T	Score	H/A/N	Location	Temp	Att.
Oct. 4		LSU	L	2-20	H	Ruston, La.	-	-
Nov. 1		at Ole Miss	L	0-26	A	Oxford, Miss.	-	-
Nov. 27		CENTENARY	W	7-0	H	Ruston, La.	-	-
-		OUACHITA BAPTIST	T	0-0	H	Ruston, La.	-	-
-		OUACHITA BAPTIST	L	0-19	H	Ruston, La.	-	-
-		MISSISSIPPI COLLEGE	L	3-7	H	Ruston, La.	-	-
-		LOUISIANA COLLEGE	W	53-0	H	Ruston, La.	-	-
-		NORTHWESTERN STATE	W	40-0	H	Ruston, La.	-	-
TOTAL POINTS				**105-72**				

1914

Record: 2-4 (Home: 2-3; Away: 0-1) **Coach:** Percy S. Prince **Captain:** Unknown

Date	Tech Rank	Opponent	W/L/T	Score	H/A/N	Location	Temp	Att.
Oct. 3		at LSU	L	0-60	A	Baton Rouge, La.	-	-
Oct. 17		HENDERSON STATE	L	0-28	H	Ruston, La.	-	-
-		HENDRIX COLLEGE	L	0-20	H	Ruston, La.	-	-
-		CENTENARY	W	33-7	H	Ruston, La.	-	-
Oct. 31		MISSISSIPPI COLLEGE	L	8-14	H	Ruston, La.	-	-
Nov. 7		CENTENARY	W	14-0	H	Ruston, La.	-	-
TOTAL POINTS				**55-161**				

Louisiana Intercollegiate Athletic Association Membership Begins

1915
Louisiana Intercollegiate Athletic Association Champions

Record: 3-1-2 (LIAA: 1-0-1; Home: 2-0-2; Away: 0-1-0; Neutral: 1-0-0) **Coach:** Percy S. Prince
Captain: Unknown

Date	Tech Rank	Opponent	W/L/T	Score	H/A/N	Location	Temp	Att.
-		HENDERSON STATE	W	43-0	H	Ruston, La.	-	-
Oct. 15		at Ouachita Baptist	L	0-19	A	Arkadelphia, Ark.	-	-
Nov. 3	*	UL-LAFAYETTE	T	7-7	H	Ruston, La.	-	-
Nov. 6	*	vs. Northwestern State	W	20-7	N	Shreveport, La.	-	-
Nov. 20		MISSISSIPPI COLLEGE	T	0-0	H	Ruston, La.	-	-
-		LOUISIANA COLLEGE	W	40-0	H	Ruston, La.	-	-
TOTAL POINTS				**110-33**				

1916

Record: 2-4 (LIAA: 1-1; Home: 0-4; Away: 0-0; Neutral: 2-0) **Coach:** A. Flack
Captain: Dewitt Milam

Date	Tech Rank	Opponent	W/L/T	Score	H/A/N	Location	Temp	Att.
Sept. 21		vs. Ouachita Baptist	W	10-6	N	Hope, Ark.	-	-
Sept. 27		HENDERSON STATE	L	0-14	H	Ruston, La.	-	-
-		MISSISSIPPI COLLEGE	L	0-13	H	Ruston, La.	-	-
Nov. 4	*	vs. Northwestern State	W	24-0	N	Shreveport, La.	-	-
Nov. 18	*	UL-LAFAYETTE	L	0-26	H	Ruston, La.	-	-
Nov. 30		at Hendrix College	L	6-7	H	Conway, Ark.	-	-
TOTAL POINTS				**40-66**				

1917

Record: 2-3 (LIAA: 0-2; Home: 2-3; Away: 0-0; Neutral: 0-1) [Record Incomplete] **Coach:** V.S. Pugh
Captain: Unknown

Date	Tech Rank	Opponent	W/L/T	Score	H/A/N	Location	Temp	Att.
-		OUACHITA BAPTIST	L	10-53	H	Ruston, La.	-	-
Nov. 3	*	vs. Northwestern State	L	0-7	N	Shreveport, La.	-	-
-		ST. CHARLES COLLEGE	W	43-7	H	Ruston, La.	-	-
-		HENDERSON STATE	W	19-13	H	Ruston, La.	-	-
Nov. 17	*	UL-LAFAYETTE	L	0-57	H	Ruston, La.	-	-
TOTAL POINTS				**72-137**				

1918

Football Discontinued

1919

Record: 0-3 (LIAA: 0-1; Home: 0-2; Away: 0-1) **Coach:** Percy S. Prince **Captain:** Unknown

Date	Tech Rank	Opponent	W/L/T	Score	H/A/N	Location	Temp	Att.
-		HENDERSON STATE	L	7-14	H	Ruston, La.	-	-
-	*	NORTHWESTERN STATE	L	0-27	H	Ruston, La.	-	-
Nov. 27		at Southern Arkansas	L	6-7	A	Magnolia, Ark.	-	-
TOTAL POINTS				**13-48**				

1920

Record: 5-1 (LIAA: 1-1; Home: 4-1; Away: 1-0) **Coach:** R.F. Clark **Captain:** Bob Seegers

Date	Tech Rank	Opponent	W/L/T	Score	H/A/N	Location	Temp	Att.
Oct. 30	*	NORTHWESTERN STATE	L	0-12	H	Ruston, La.	-	-
Nov. 12	F*	UL-LAFAYETTE	W	1-0	H	Ruston, La.	-	-
-		SOUTHERN ARKANSAS	W	3-0	H	Ruston, La.	-	-
-		ST. CHARLES COLLEGE	W	13-7	H	Ruston, La.	-	-
-		at Louisiana College	W	14-0	A	Pineville, La.	-	-
-		LOUISIANA COLLEGE	W	7-0	H	Ruston, La.	-	-
TOTAL POINTS				**38-19**				

1921
Louisiana Intercollegiate Athletic Association Champions

Record: 6-0 (LIAA: 2-0; Home: 4-0; Away: 2-0) **Coach:** R.F. Clark **Captain:** Roe Hollis

Date	Tech Rank	Opponent	W/L/T	Score	H/A/N	Location	Temp	Att.
-		ARKANSAS-MONTICELLO	W	13-0	H	Ruston, La.	-	-
Oct. 28		at Southern Arkansas	W	22-13	A	Magnolia, Ark.	-	-
Nov. 4		OUACHITA BAPTIST	W	20-0	H	Ruston, La.	-	-
Nov. 11	*	UL-LAFAYETTE	W	20-0	H	Ruston, La.	-	-
Nov. 19	*	NORTHWESTERN STATE	W	17-0	H	Ruston, La.	-	-
Nov. 24		at Centenary	W	14-7	A	Shreveport, La.	-	-
TOTAL POINTS				**104-20**				

1922

Record: 5-1-1 (LIAA: 0-0-1; Home: 4-0-0; Away: 1-1-1) **Coach:** William H. Dietz
Captain: Edgar L. Walker

Date	Tech Rank	Opponent	W/L/T	Score	H/A/N	Location	Temp	Att.
-		CLARKE MEMORIAL COLLEGE	W	100-0	H	Ruston, La.	-	-
Oct. 14		HENDRIX COLLEGE	W	34-0	H	Ruston, La.	-	-
Oct. 19	*	at Northwestern State	T	0-0	A	Natchitoches, La.	-	-
Nov. 11		at Louisiana College	W	33-6	A	Alexandria, La.	-	-
Nov. 13		HENDERSON STATE	W	34-0	H	Ruston, La.	-	-
Nov. 18		SOUTHERN ARKANSAS	W	89-0	H	Ruston, La.	-	-
-		at Centenary	L	0-22	A	Shreveport, La.	-	-
TOTAL POINTS				**290-26**				

1923

Record: 6-2 (LIAA: 1-0; Home: 3-0; Away: 3-2) **Coach:** William H. Dietz
Captain: Roe Hollis

Date	Tech Rank	Opponent	W/L/T	Score	H/A/N	Location	Temp	Att.
Oct. 6		LITTLE ROCK	W	26-0	H	Ruston, La.	-	-
Oct. 12		at Henderson State	W	7-3	A	Arkadelphia, Ark.	-	-
Oct. 20		at Tulane	L	7-13	A	New Orleans, La.	-	-
Oct. 27		MILLSAPS COLLEGE	W	20-0	H	Ruston, La.	-	-
Nov. 3		at Louisiana College	W	40-7	A	Pineville, La.	-	-
Nov. 10	*	at Northwestern State	W	66-7	A	Natchitoches, La.	-	-
Nov. 19		LOYOLA	W	28-6	H	Ruston, La.	-	-
Nov. 29		at Centenary	L	0-27	A	Shreveport, La.	-	-
TOTAL POINTS				**194-63**				

1924

Record: 1-6-1 (LIAA: 0-1; Home: 1-2-1; Away: 0-4-0) **Coach:** Phillip Arbuckle
Captain: Otis Reed

Date	Tech Rank	Opponent	W/L/T	Score	H/A/N	Location	Temp	Att.
Oct. 4		LOUISIANA COLLEGE	T	0-0	H	Ruston, La.	-	-
Oct. 11		at Tulane	L	12-42	A	New Orleans, La.	-	-
Oct. 18		UNIV. OF DALLAS	L	0-9	H	Ruston, La.	-	-
Oct. 25		LITTLE ROCK	W	12-0	H	Ruston, La.	-	-
Nov. 1		at St. Edwards College	L	12-28	A	Austin, Texas	-	-
Nov. 8		OUACHITA BAPTIST	L	0-13	H	Ruston, La.	-	-
Nov. 15	*	at UL-Lafayette	L	6-20	A	Lafayette, La.	-	-
Nov. 27		at Loyola	L	0-27	A	New Orleans, La.	-	-
TOTAL POINTS				**42-139**				

Southern Intercollegiate Athletic Association Membership Begins

1925

Record: 1-6-2 (SIAA: 1-2-1; Home: 0-3-1; Away: 1-2-1; Neutral: 0-1-0) **Coach:** R.C. Kenney
Captain: Unknown

Date	Tech Rank	Opponent	W/L/T	Score	H/A/N	Location	Temp	Att.
Sept. 26		HENDERSON STATE	T	0-0	H	Ruston, La.	-	-
Oct. 3	*	at Mississippi College	W	6-0	A	Clinton, Miss.	-	-
Oct. 10		LITTLE ROCK	L	0-10	H	Ruston, La.	-	-
Oct. 17	*	MILLSAPS COLLEGE	L	2-13	H	Ruston, La.	-	-
Oct. 24	*	at Louisiana College	T	0-0	A	Pineville, La.	-	-
Oct. 30		vs. Ouachita Baptist	L	0-28	N	El Dorado, Ark.	-	-
Nov. 7		at Tulane	L	0-37	A	New Orleans, La.	-	-
Nov. 20	*	UL-LAFAYETTE	L	13-22	H	Ruston, La.	-	-
Dec. 5		at Ft. Benning Inf.	L	7-66	A	Columbus, Ga.	-	-
TOTAL POINTS				**28-176**				

1926

Record: 5-2-2 (SIAA: 3-1-0; Home: 4-0-2; Away: 1-2-0) **Coach:** Hugh E. Wilson
Captain: George B. Hogg

Date	Tech Rank	Opponent	W/L/T	Score	H/A/N	Location	Temp	Att.
Sept. 25		at Tulane	L	0-40	A	New Orleans, La.	-	-
Oct. 2		NORTHWESTERN STATE	W	28-0	H	Ruston, La.	-	-
Oct. 9		CLARKE MEMORIAL COLLEGE	W	3-0	H	Ruston, La.	-	-
Oct. 23	^	U. OF TENN.-DOCTORS	T	0-0	H	Ruston, La.	-	-
Oct. 30	*	MILLSAPS COLLEGE	W	13-7	H	Ruston, La.	-	-
Nov. 5	*	at UL-Lafayette	W	23-0	A	Lafayette, La.	-	-
Nov. 11	*	at Centenary	L	0-7	A	Shreveport, La.	-	-
Nov. 19		SAM HOUSTON STATE	T	6-6	H	Ruston, La.	-	-
Nov. 25	*	LOUISIANA COLLEGE	W	28-0	H	Ruston, La.	-	-
TOTAL POINTS				**134-60**				

^ - game halted due to driving rain

1927

Record: 3-5 (SIAA: 1-3; Home: 2-0; Away: 1-4; Neutral: 0-1) **Coach:** Hugh E. Wilson
Captain: Harrell P. Willis

Date	Tech Rank		Opponent	W/L/T	Score	H/A/N	Location	Temp	Att.
Sept. 24			at LSU	L	0-45	A	Baton Rouge, La.	-	-
Oct. 1			CLARKE MEMORIAL COLLEGE	W	30-0	H	Ruston, La.	-	-
Oct. 8			at Mississippi State	L	0-14	A	Starkville, Miss.	-	-
Oct. 15			at Northwestern State	W	33-0	A	Natchitoches, La.	-	-
Oct. 29	&	*	vs. Mississippi College	L	0-7	N	Monroe, La.	-	-
Nov. 5		*	UL-LAFAYETTE	W	13-0	H	Ruston, La.	-	-
Nov. 11		*	at Stetson	L	7-19	A	Deland, Fla.	-	-
Nov. 19		*	at Centenary	L	0-33	A	Shreveport, La.	-	-
TOTAL POINTS					**83-118**				

& Game played at Forsythe Park

1928

Record: 2-7 (SIAA: 1-5; Home: 2-2; Away: 0-3; Neutral: 0-2)
Coach: F.A. Rockwell **Captain:** Bill Slay

Date	Tech Rank		Opponent	W/L/T	Score	H/A/N	Location	Temp	Att.
Sept. 29			COLLEGE OF THE OZARKS	L	0-18	H	Ruston, La.	-	-
Oct. 6			CLARKE MEMORIAL COLLEGE	W	19-6	H	Ruston, La.	-	-
Oct. 13		*	at Northwestern State	L	0-6	A	Natchitoches, La.	-	-
Oct. 20			vs. Samford	L	0-52	N	Monroe, La.	-	-
Oct. 27		*	UNION (TENN.)	L	0-26	H	Ruston, La.	-	-
Nov. 3		*	at UL-Lafayette	L	6-45	A	Lafayette, La.	-	-
Nov. 10		*	MILLSAPS COLLEGE	W	15-7	H	Ruston, La.	-	-
Nov. 17		*	at Centenary	L	2-63	A	Shreveport, La.	-	-
Nov. 29		*	vs. Mississippi College	L	0-12	N	Monroe, La.	-	-
TOTAL POINTS					**42-235**				

1929

Record: 4-4-2 (SIAA: 2-3-1; Home: 2-0-1; Away: 1-4-1; Neutral: 1-0-0)
Coach: F.A. Rockwell **Captain:** Gale Burham

Date	Tech Rank		Opponent	W/L/T	Score	H/A/N	Location	Temp	Att.
Oct. 5			CLARKE MEMORIAL COLLEGE	W	21-12	H	Ruston, La.	-	-
Oct. 12			at Southern Arkansas	T	6-6	A	Magnolia, Ark.	-	-
Oct. 19			vs. Ouachita Baptist	W	13-0	N	El Dorado, Ark.	-	-
Oct. 26			at LSU	L	7-53	A	Baton Rouge, La.	-	-
Nov. 1		*	NORTHWESTERN STATE	T	0-0	H	Ruston, La.	-	-
Nov. 9		*	at Millsaps College	W	6-0	A	Jackson, Miss.	-	-
Nov. 16		*	at Mississippi College	L	6-21	A	Clinton, Miss.	-	-
Nov. 23		*	at Centenary	L	0-19	A	Shreveport, La.	-	-
Nov. 30		*	at Louisiana College	L	13-19	A	Pineville, La.	-	-
Dec. 7		*	UL-LAFAYETTE	W	24-7	H	Ruston, La.	-	-
TOTAL POINTS					**96-137**				

1930

Record: 3-6 (SIAA: 2-5; Home: 2-0; Away: 1-5; Neutral: 0-1) **Coach:** George Bohler
Captain: George Riser

Date	Tech Rank		Opponent	W/L/T	Score	H/A/N	Location	Temp	Att.
Sept. 27			at LSU	L	0-71	A	Baton Rouge, La.	-	-
Oct. 4		*	at Loyola	L	0-26	A	New Orleans, La.	-	-
Oct. 11			ARKANSAS-MONTICELLO	W	12-0	H	Ruston, La.	-	-
Oct. 17		*	vs. Mississippi College	L	0-39	N	Jackson, Miss.	-	-
Oct. 25		*	UL-Lafayette	W	7-0	A	Lafayette, La.	-	-
Nov. 1		*	at Northwestern State	L	14-19	A	Natchitoches, La.	-	-
Nov. 14		*	at Millsaps College	L	0-19	A	Jackson, Miss.	-	-
Nov. 22		*	CENTENARY	L	0-13	A	Ruston, La.	-	-
Nov. 27		*	LOUISIANA COLLEGE	W	6-0	H	Ruston, La.	-	-
TOTAL POINTS					**39-187**				

1931

Record: 7-0 (SIAA: 6-0; Home: 5-0; Away: 2-0) **Coach:** George Bohler
Captain: W. Bennie Swyne

Date	Tech Rank		Opponent	W/L/T	Score	H/A/N	Location	Temp	Att.
Oct. 3			COPIAH-LINCOLN JC	W	13-7	H	Ruston, La.	-	-
Oct. 10		*	at Union (Tenn.)	W	39-0	A	Jackson, Tenn.	-	-
Oct. 17		*	UL-LAFAYETTE	W	38-0	H	Ruston, La.	-	-
Oct. 23		*	MILLSAPS COLLEGE	W	13-7	H	Ruston, La.	-	-
Oct. 30		*	NORTHWESTERN STATE	W	18-2	H	Ruston, La.	-	-
Nov. 14		*	MISSISSIPPI COLLEGE	W	19-13	H	Ruston, La.	-	-
Nov. 21		*	at Louisiana College	W	27-7	A	Pineville, La.	-	-
TOTAL POINTS					**167-36**				

1932

Record: 4-4 (SIAA: 3-3; Home: 3-2; Away: 1-2) **Coach:** George Bohler **Captain:** J.B. Durham

Date	Tech Rank		Opponent	W/L/T	Score	H/A/N	Location	Temp	Att.
Oct. 1			COPIAH-LINCOLN JC	L	0-2	H	Ruston, La.	-	-
Oct. 8		*	UNION (TENN.)	W	46-7	H	Ruston, La.	-	-
Oct. 14			DELTA STATE	W	20-0	H	Ruston, La.	-	-
Oct. 21		*	at UL-Lafayette	W	15-0	A	Lafayette, La.	-	-
Oct. 28		*	at Northwestern State	L	0-33	A	Natchitoches, La.	-	-
Nov. 5		*	MILLSAPS COLLEGE	W	19-14	H	Ruston, La.	-	-
Nov. 12		*	at Mississippi College	L	7-14	A	Clinton, Miss.	-	-
Nov. 19		*	LOUISIANA COLLEGE	L	6-13	H	Ruston, La.	-	-
TOTAL POINTS					**113-89**				

1933

Record: 1-7 (SIAA: 1-3; Home: 1-4; Away: 0-3) **Coach:** George Bohler
Captain: Jimmy Davis

Date	Tech Rank		Opponent	W/L/T	Score	H/A/N	Location	Temp	Att.
Sept. 30			COPIAH-LINCOLN JC	L	9-10	H	Ruston, La.	-	-
Oct. 7			HENDERSON STATE	L	0-7	H	Ruston, La.	-	-
Oct. 14		*	UL-LAFAYETTE	L	7-13	H	Ruston, La.	-	-
Oct. 20			at Texas Tech	L	10-40	A	Lubbock, Texas	-	-
Oct. 28	&	*	NORTHWESTERN STATE	W	6-0	H	Ruston, La.	-	4,178
Nov. 4		*	at Millsaps College	L	0-3	A	Jackson, Miss.	-	-
Nov. 11			COLLEGE OF THE OZARKS	L	0-40	H	Ruston, La.	-	-
Nov. 18		*	at Louisiana College	L	0-30	A	Pineville, La.	-	-
TOTAL POINTS					**32-143**				

& Only TD scored was 53-yard run by Louis Garrett

1934

Record: 4-6 (SIAA: 0-5; Home: 3-2; Away: 1-3; Neutral: 0-1) **Coach:** L.P. McLane
Captain: Ike Lowery

Date	Tech Rank		Opponent	W/L/T	Score	H/A/N	Location	Temp	Att.
Sept. 21			HOLMES JC	W	7-0	H	Ruston, La.	-	-
Sept. 28			SOUTHERN ARKANSAS	W	7-0	H	Ruston, La.	-	-
Oct. 5			at Henderson State	L	0-27	A	Arkadelphia, Ark.	-	-
Oct. 12		*	at UL-Lafayette	L	0-25	A	Lafayette, La.	-	-
Oct. 20			LAMBUTH COLLEGE	W	41-0	H	Ruston, La.	-	-
Oct. 26		*	at Northwestern State	L	0-6	A	Natchitoches, La.	-	-
Nov. 3		*	MILLSAPS COLLEGE	L	7-13	H	Ruston, La.	-	-
Nov. 10		*	vs. Mississippi College	L	0-32	N	Vicksburg, Miss.	-	-
Nov. 17			at Delta State	W	26-0	A	Cleveland, Miss.	-	-
Nov. 24		*	LOUISIANA COLLEGE	L	0-13	H	Ruston, La.	-	-
TOTAL POINTS					**88-116**				

1935

Record: 8-1 (SIAA: 8-1; Home: 6-1; Away: 2-0) **Coach:** L.P. McLane **Captain:** Madison Brooks

Date	Tech Rank		Opponent	W/L/T	Score	H/A/N	Location	Temp	Att.
Oct. 4		* ^	TENNESSEE TECH	W	44-0	H	Ruston, La.	-	-
Oct. 11		*	UL-LAFAYETTE	W	25-0	H	Ruston, La.	-	-
Oct. 19		*	UNION (TENN.)	W	27-0	H	Ruston, La.	-	-
Oct. 26		*	NORTHWESTERN STATE	W	32-0	H	Ruston, La.	-	4,000
Nov. 2		*	MILLSAPS COLLEGE	L	20-21	H	Ruston, La.	-	-
Nov. 9		* &	MISSISSIPPI COLLEGE	W	21-7	H	Ruston, La.	-	-
Nov. 23		*	at Louisiana College	W	25-7	A	Pineville, La.	-	-
Nov. 28		*	SOUTHERN MISS	W	27-0	H	Ruston, La.	-	-
Dec. 14		*	at Tampa	W	32-7	A	Tampa, Fla.	-	-
TOTAL POINTS					**253-42**				

^ - First night game in LA Tech history
& - Turner (HB) with TD runs of 62 yards, 68 yards

1936

Record: 6-2-1 (SIAA: 5-1-1; Home: 4-1-1; Away: 2-1-0) **Coach:** L.P. McLane
Captain: Bennie L. Phillip

Date	Tech Rank		Opponent	W/L/T	Score	H/A/N	Location	Temp	Att.
Oct. 2		*	MEMPHIS	W	44-0	H	Ruston, La.	-	-
Oct. 8		*	at UL-Lafayette	W	20-7	A	Lafayette, La.	-	-
Oct. 16		*	SOUTHERN MISS	L	7-12	H	Ruston, La.	-	-
Oct. 24		*	at Northwestern State	W	32-0	A	Natchitoches, La.	-	-
Oct. 31			at Tulane	L	13-22	A	New Orleans, La.	-	-
Nov. 6		*	TAMPA	W	6-0	H	Ruston, La.	-	-
Nov. 14		*	MILLSAPS COLLEGE	W	13-0	H	Ruston, La.	-	-
Nov. 21		*	LOUISIANA COLLEGE	T	6-6	H	Ruston, La.	-	-
Nov. 26			ILLINOIS WESLEYAN	W	12-0	H	Ruston, La.	-	-
TOTAL POINTS					**153-47**				

1937

Record: 6-3-2 (SIAA: 3-1-2; Home: 4-1-2; Away: 1-2-0; Neutral: 1-0-0) **Coach:** L.P. McLane
Captain: Johnny Wyss

Date	Tech Rank	Opponent	W/L/T	Score	H/A/N	Location	Temp	Att.
Sept. 17		OKLAHOMA CITY	W	27-6	H	Ruston, La.	-	-
Sept. 25		at Ole Miss	L	0-13	A	Oxford, Miss.	-	-
Oct. 2		ILLINOIS WESLEYAN	L	0-2	H	Ruston, La.	-	-
Oct. 8	*	MILLSAPS COLLEGE	W	7-0	H	Ruston, La.	-	-
Oct. 15		SOUTHERN MISS	W	7-0	H	Ruston, La.	-	-
Oct. 23	*	vs. Northwestern State	W	14-0	N	Shreveport, La.	-	-
Nov. 6	*	at Tampa	W	26-13	A	Tampa, Fla.	-	-
Nov. 12	*	UL-LAFAYETTE	T	0-0	H	Ruston, La.	-	-
Nov. 20	*	at Louisiana College	L	12-13	A	Pineville, La.	-	-
Nov. 25		SOUTH DAKOTA	W	20-6	H	Ruston, La.	-	-
Dec. 4	*	CENTENARY	T	7-7	H	Ruston, La.	-	-
TOTAL POINTS				**120-60**				

1938

Record: 3-7-1 (SIAA: 2-4-0; Home: 3-1-1; Away: 0-5-0; Neutral: 0-1-0) **Coach:** L.P. McLane
Captain: Unknown

Date	Tech Rank	Opponent	W/L/T	Score	H/A/N	Location	Temp	Att.
Sept. 17	*	MISSISSIPPI COLLEGE	L	13-26	H	Ruston, La.	-	-
Sept. 23	*	MILLSAPS COLLEGE	W	19-7	H	Ruston, La.	-	-
Oct. 1		at Ole Miss	L	7-27	A	Oxford, Miss.	-	-
Oct. 8		at Mississippi State	L	0-48	A	Starkville, Miss.	-	-
Oct. 22	*	vs. Northwestern State	L	6-7	N	Shreveport, La.	-	-
Oct. 28		at Oklahoma City	L	6-7	A	Oklahoma City, Okla.	-	-
Nov. 4	*	at UL-Lafayette	L	7-27	A	Lafayette, La.	-	-
Nov. 11	*	LOUISIANA COLLEGE	W	7-0	H	Ruston, La.	-	-
Nov. 19		CORNELL (IOWA) COLLEGE	W	26-0	H	Ruston, La.	-	-
Nov. 22	*	at Centenary	L	7-14	A	Shreveport, La.	-	-
Dec. 3		SOUTHEASTERN LA.	T	0-0	H	Ruston, La.	-	-
TOTAL POINTS				**98-163**				

Louisiana Intercollegiate Conference Membership Begins

1939

Record: 5-6 (LIC: 0-2; Home: 4-2; Away: 1-3; Neutral: 0-1) **Coach:** Ray E. Davis
Captain: Jack Jaggers

Date	Tech Rank	Opponent	W/L/T	Score	H/A/N	Location	Temp	Att.
Sept. 16		ARKANSAS-MONTICELLO	W	32-0	H	Ruston, La.	-	-
Sept. 23		ILLINOIS WESLEYAN	W	12-7	H	Ruston, La.	-	-
Sept. 29		JACKSONVILLE STATE	W	39-0	H	Ruston, La.	-	-
Oct. 7		at WKU	L	7-20	A	Bowling Green, Ky.	-	-
Oct. 13		at Birmingham Southern	L	6-7	A	Birmingham, Ala.	-	-
Oct. 21	*	vs. Northwestern State	L	0-26	N	Shreveport, La.	-	-
Oct. 28		TAMPA	W	13-0	H	Ruston, La.	-	-
Nov. 4	*	UL-LAFAYETTE	L	6-12	H	Ruston, La.	-	-
Nov. 11		at Louisiana College	W	10-9	A	Pineville, La.	-	-
Nov. 18		at UTEP	L	0-27	A	El Paso, Texas	-	-
Dec. 9		CENTENARY	L	0-19	H	Ruston, La.	-	-
TOTAL POINTS				**125-127**				

1940

Record: 6-4 (LIC: 0-2; Home: 5-0; Away: 1-2; Neutral: 0-2) **Coach:** Joe Aillet
Captain: Pickle Vise

Date	Tech Rank	Opponent	W/L/T	Score	H/A/N	Location	Temp	Att.
Sept. 21		at LSU	L	7-39	A	Baton Rouge, La.	-	-
Sept. 26		vs. Ouachita Baptist	L	0-17	N	El Dorado, Ark.	-	-
Oct. 4		UTEP	W	19-7	H	Ruston, La.	-	-
Oct. 11		WKU	W	7-6	H	Ruston, La.	-	-
Oct. 19	*	vs. Northwestern State	L	0-13	N	Shreveport, La.	-	-
Oct. 25		ILLINOIS WESLEYAN	W	20-14	H	Ruston, La.	-	-
Nov. 1	*	at UL-Lafayette	L	6-7	A	Lafayette, La.	-	-
Nov. 9		LOUISIANA COLLEGE	W	15-6	H	Ruston, La.	-	-
Nov. 15		SOUTHEASTERN LA.	W	26-6	H	Ruston, La.	-	-
Nov. 28		at Centenary	W	6-0	A	Shreveport, La.	-	-
TOTAL POINTS				**106-109**				

1941

Louisiana Intercollegiate Conference Champions

Record: 5-4-1 (LIC: 2-0; Home: 2-2-0; Away: 2-2-1; Neutral: 1-0-0) **Coach:** Joe Aillet **Captain:** Garland Gregory

Date	Tech Rank	Opponent	W/L/T	Score	H/A/N	Location	Temp	Att.
Sept. 20		at LSU	L	0-25	A	Baton Rouge, La.	-	-
Sept. 27		at UTEP	T	0-0	A	El Paso, Texas	-	-
Oct. 3		SOUTHERN MISS	L	7-19	H	Ruston, La.	-	6,000
Oct. 11		at Auburn	L	0-34	A	Auburn, Ala.	-	-
Oct. 18	*	vs. Northwestern State	W	10-0	N	Shreveport, La.	-	-
Oct. 25		at Southeastern La.	W	21-14	A	Hammond, La.	-	-
Oct. 31	*	UL-LAFAYETTE	W	12-0	H	Ruston, La.	-	-
Nov. 8		at Louisiana College	W	45-0	A	Pineville, La.	-	-
Nov. 15		HARDIN-SIMMONS	L	0-13	H	Ruston, La.	-	-
Nov. 27		CENTENARY	W	39-7	H	Ruston, La.	-	-
TOTAL POINTS				**134-112**				

1942

Record: 6-3 (LIC: 0-2; Home: 5-0; Away: 1-2; Neutral: 0-1) **Coach:** Joe Aillet
Captain: Johnny Perritt

Date	Tech Rank	Opponent	W/L/T	Score	H/A/N	Location	Temp	Att.
Sept. 25		UTEP	W	20-0	H	Ruston, La.	-	-
Oct. 2		Waco Army Flying School	W	45-0	H	Shreveport, La.	-	-
Oct. 9		MARSHALL	W	26-0	H	Ruston, La.	-	-
Oct. 16		SAM HOUSTON STATE	W	46-0	H	Ruston, La.	-	-
Oct. 24	*	vs. Northwestern State	L	6-10	N	Shreveport, La.	-	-
Oct. 30	*	at UL-Lafayette	L	7-12	A	Lafayette, La.	-	-
Nov. 7		SOUTHEASTERN LA.	W	56-14	H	Ruston, La.	-	-
Nov. 14		at Hardin-Simmons	L	13-47	A	Abilene, Texas	-	-
Nov. 21		at Memphis	W	33-7	A	Memphis, Tenn.	-	-
TOTAL POINTS				**252-90**				

1943

Football Discontinued

1944

Record: 3-5-1 (LIC: 2-1-1; Home: 1-5-1; Away: 2-0-0) **Coach:** Joe Aillet **Captain:** Johnny Bibb

Date	Tech Rank	Opponent	W/L/T	Score	H/A/N	Location	Temp	Att.
Sept. 16		SOUTHWESTERN (TEXAS)	L	0-26	H	Ruston, La.	-	-
Sept. 23		SELMAN AAF	L	6-13	H	Ruston, La.	-	-
Sept. 30		MARINE OCS (NEW ORLEANS)	W	72-0	H	Ruston, La.	-	-
Oct. 7		FT. BENNING (GA.)	L	0-33	H	Ruston, La.	-	-
Oct. 14	*	UL-LAFAYETTE	L	0-15	H	Ruston, La.	-	-
Oct. 28	*	at Northwestern State	W	21-7	A	Natchitoches, La.	-	-
Nov. 4		ARKANSAS-MONTICELLO	L	14-20	H	Ruston, La.	-	-
Nov. 11	*	NORTHWESTERN STATE	T	0-0	H	Ruston, La.	-	-
Nov. 18	*	at UL-Lafayette	W	7-0	A	Lafayette, La.	-	-
TOTAL POINTS				**120-114**				

1945

Louisiana Intercollegiate Conference Champions

Record: 6-4 (LIC: 3-1; Home: 3-2; Away: 3-1; Neutral: 0-1) **Coach:** Joe Aillet
Captains: Bob Aillet, Herb Schene

Date	Tech Rank	Opponent	W/L/T	Score	H/A/N	Location	Temp	Att.
Sept. 22		Lake Charles AAF	W	7-2	H	Ruston, La.	-	-
Sept. 29		SAMFORD	W	32-6	H	Ruston, La.	-	-
Oct. 5	*	at UL-Lafayette	W	14-12	A	Lafayette, La.	-	-
Oct. 13		at Ole Miss	L	21-26	A	Oxford, Miss.	-	-
Oct. 20		at Southwestern (Texas)	W	20-14	H	Georgetown, Texas	-	-
Oct. 27	*	NORTHWESTERN STATE	W	18-7	H	Ruston, La.	-	-
Nov. 3		BARKSDALE AIR FORCE	L	7-12	H	Ruston, La.	-	-
Nov. 10	*	at Northwestern State	W	7-2	A	Natchitoches, La.	-	-
Nov. 17	*	UL-LAFAYETTE	L	7-13	H	Ruston, La.	-	-
Nov. 24		at Auburn	L	0-29	A	Auburn, Ala.	-	-
TOTAL POINTS				**133-123**				

1946

Record: 7-3 (LIC: 2-1; Home: 3-2; Away: 3-1; Neutral: 1-0) **Coach:** Joe Aillet
Captain: Mike Reed

Date	Tech Rank	Opponent	W/L/T	Score	H/A/N	Location	Temp	Att.
Sept. 21		at Southern Miss	L	6-7	A	Hattiesburg, Miss.	-	7,000
Sept. 28		at Howard Payne	W	13-7	H	Brownwood, Texas	-	-
Oct. 5		LOUISIANA COLLEGE	W	33-6	H	Ruston, La.	-	-
Oct. 12		CENTRAL ARKANSAS	W	38-0	H	Ruston, La.	-	-
Oct. 19		at Ole Miss	W	7-6	A	Oxford, Miss.	-	5,000
Oct. 26	*	vs. Northwestern State	W	14-7	N	Shreveport, La.	-	-
Nov. 2	*	at UL-Lafayette	W	34-6	A	Lafayette, La.	-	-
Nov. 8	*	SOUTHEASTERN LA.	L	14-22	H	Ruston, La.	-	-
Nov. 15		OKLAHOMA CITY	L	2-6	H	Ruston, La.	-	-
Nov. 30		SOUTHWESTERN (TEXAS)	W	34-20	H	Ruston, La.	-	-
TOTAL POINTS				**195-87**				

1947
Louisiana Intercollegiate Conference Champions
Record: 5-4 (LIC: 3-0; Home: 2-2; Away: 2-2; Neutral: 1-0) **Coach:** Joe Aillet
Captain: Charlie Newman

Date	Tech Rank		Opponent	W/L/T	Score	H/A/N	Location	Temp	Att.
Sept. 27			HOWARD PAYNE	L	0-14	H	Ruston, La.	-	-
Oct. 4			at Auburn	L	0-14	A	Auburn, Ala.	-	-
Oct. 11			SOUTHERN MISS	L	6-7	H	Ruston, La.	-	-
Oct. 18			at Louisiana College	W	30-12	A	Alexandria, La.	-	-
Oct. 25		*	vs. Northwestern State	W	24-0	N	Shreveport, La.	-	-
Nov. 1		*	UL-LAFAYETTE	W	9-0	H	Ruston, La.	-	-
Nov. 8		*	at Southeastern La.	W	20-18	A	Hammond, La.	-	-
Nov. 15			at Oklahoma City	L	13-28	A	Oklahoma City, Okla.	-	-
Nov. 27			CENTENARY	W	52-14	H	Ruston, La.	-	-
TOTAL POINTS					**154-107**				

Gulf States Conference Membership Begins

1948
Record: 7-2-1 (GSC: 4-1-0; Home: 4-0-0; Away: 2-2-1; Neutral: 1-0-0) **Coach:** Joe Aillet
Captains: Edward Jolly, Jack Kelly

Date	Tech Rank		Opponent	W/L/T	Score	H/A/N	Location	Temp	Att.
Sept. 18			Howard Payne	W	20-0	A	Brownwood, Texas	-	-
Sept. 25			BRADLEY	W	17-14	H	Ruston, La.	-	-
Oct. 2			at Auburn	T	13-13	A	Auburn, Ala.	-	-
Oct. 9			at Houston	L	33-40	A	Houston, Texas	-	5,000
Oct. 16		*	LOUISIANA COLLEGE	W	21-7	H	Ruston, La.	-	-
Oct. 23		*	vs. Northwestern State	W	10-7	N	Shreveport, La.	-	-
Oct. 30		*	at UL-Lafayette	W	24-14	A	Lafayette, La.	-	-
Nov. 6		*	SOUTHEASTERN LA.	W	19-13	H	Ruston, La.	-	-
Nov. 13		*	at Southern Miss	L	6-20	A	Hattiesburg, Miss.	-	8,000
Nov. 25			MEMPHIS	W	20-14	H	Ruston, La.	-	-
TOTAL POINTS					**183-142**				

1949
Gulf States Conference Champions
Record: 7-2 (GSC: 5-0; Home: 4-0; Away: 2-2; Neutral: 1-0) **Coach:** Joe Aillet
Captain: Jimmy Gilbert

Date	Tech Rank		Opponent	W/L/T	Score	H/A/N	Location	Temp	Att.
Sept. 17			at Howard Payne	L	19-22	A	Brownwood, Texas	-	-
Sept. 24			at Bradley	L	18-20	A	Peoria, Ill.	-	-
Oct. 1			SOUTHWESTERN (TEXAS)	W	20-0	H	Ruston, La.	-	-
Oct. 15		*	at Louisiana College	W	26-7	A	Pineville, La.	-	-
Oct. 21		*	vs. Northwestern State	W	28-21	N	Shreveport, La.	-	-
Oct. 29		*	UL-LAFAYETTE	W	21-0	H	Ruston, La.	-	-
Nov. 5		*	at Southeastern La.	W	20-14	A	Hammond, La.	-	-
Nov. 12		*	SOUTHERN MISS	W	34-13	H	Ruston, La.	-	-
Nov. 19			OKLAHOMA CITY	W	45-0	H	Ruston, La.	-	-
TOTAL POINTS					**230-97**				

1950
Record: 5-4-1 (GSC: 3-2-0; Home: 3-1-0; Away: 1-3-0; Neutral: 1-0-1) **Coach:** Joe Aillet
Captain: Leo Sanford

Date	Tech Rank		Opponent	W/L/T	Score	H/A/N	Location	Temp	Att.
Sept. 23			HOWARD PAYNE	W	27-20	H	Ruston, La.	-	-
Sept. 30			at Texas A&M-Commerce	T	0-0	N	Chattanooga, Tenn.	-	-
Oct. 7			at Stephen F. Austin	W	21-6	A	Nacogdoches, Texas	-	-
Oct. 14			at Xavier (Ohio)	L	21-35	A	Cincinnati, Ohio	-	-
Oct. 21		*	vs. Northwestern State	W	15-7	N	Shreveport, La.	-	-
Oct. 28		*	LOUISIANA COLLEGE	W	21-9	H	Ruston, La.	-	-
Nov. 4		*	at UL-Lafayette	L	13-41	A	Lafayette, La.	-	-
Nov. 11		*	SOUTHEASTERN LA.	W	14-0	H	Ruston, La.	-	-
Nov. 18		*	at Southern Miss	L	20-41	A	Hattiesburg, Miss.	-	-
Dec. 1			MEMPHIS	L	0-6	H	Ruston, La.	-	-
TOTAL POINTS					**152-165**				

1951
Record: 4-5 (GSC: 2-3; Home: 0-3; Away: 3-2; Neutral: 1-0) **Coach:** Joe Aillet **Captains:** Gene Knecht, Gerald Mardis

Date	Tech Rank		Opponent	W/L/T	Score	H/A/N	Location	Temp	Att.
Sept. 22			at Howard Payne	W	34-27	A	Brownwood, Texas	-	-
Sept. 29			TEXAS A&M-COMMERCE	L	7-27	H	Ruston, La.	-	-
Oct. 6			at Memphis	L	14-26	A	Memphis, Tenn.	-	-
Oct. 13			at SE Oklahoma State	W	40-6	A	Durant, Okla.	-	-
Oct. 21		*	vs. Northwestern State	W	21-6	N	Shreveport, La.	-	-
Oct. 27		*	at Louisiana College	W	20-14	A	Pineville, La.	-	-
Nov. 3		*	UL-LAFAYETTE	L	7-34	H	Ruston, La.	-	-
Nov. 10		*	at Southeastern La.	L	7-19	A	Hammond, La.	-	-
Nov. 17		*	SOUTHERN MISS	L	7-33	H	Ruston, La.	-	-
TOTAL POINTS					**156-192**				

1952
Gulf States Conference Tri-Champions
Record: 6-1-2 (GSC: 3-0-2; Home: 4-0-1; Away: 1-1-1; Neutral: 1-0-0) **Coach:** Joe Aillet
Captains: Walter Savage, Tommy Woodall

Date	Tech Rank		Opponent	W/L/T	Score	H/A/N	Location	Temp	Att.
Sept. 20		*	MCNEESE STATE	W	6-0	H	Ruston, La.	-	-
Sept. 27			at Florida State	W	32-13	A	Tallahassee, Fla.	-	-
Oct. 4			MEMPHIS	W	26-7	H	Ruston, La.	-	-
Oct. 11			CENTRAL OKLAHOMA	W	34-6	H	Ruston, La.	-	-
Oct. 18		*	vs. Northwestern State	W	22-0	N	Shreveport, La.	-	-
Oct. 25		*	LOUISIANA COLLEGE	W	35-13	H	Ruston, La.	-	-
Nov. 1		*	at UL-Lafayette	T	19-19	A	Lafayette, La.	-	-
Nov. 8		*	SOUTHEASTERN LA.	T	7-7	H	Ruston, La.	-	-
Nov. 15			at Southern Miss	L	0-52	A	Hattiesburg, Miss.	-	-
TOTAL POINTS					**181-117**				

1953
Gulf States Conference Tri-Champions
Record: 6-3 (GSC: 5-1; Home: 4-1; Away: 2-1; Neutral: 0-1) **Coach:** Joe Aillet
Captains: Billy Golden, Jimmy Sneed

Date	Tech Rank		Opponent	W/L/T	Score	H/A/N	Location	Temp	Att.
Sept. 19		*	at Louisiana College	W	20-6	A	Pineville, La.	-	-
Sept. 26		*	UL-MONROE	W	61-6	H	Ruston, La.	-	-
Oct. 3			at Memphis	L	7-13	A	Memphis, Tenn.	-	-
Oct. 17			FLORIDA STATE	W	32-21	H	Ruston, La.	-	-
Oct. 23		*	vs. Northwestern State	L	7-15	N	Shreveport, La.	-	-
Oct. 31		*	UL-LAFAYETTE	W	27-7	H	Ruston, La.	-	-
Nov. 7		*	SOUTHEASTERN LA.	W	12-0	H	Ruston, La.	-	-
Nov. 14			SOUTHERN MISS	L	0-30	H	Ruston, La.	-	7,000
Nov. 28		*	at McNeese State	W	56-21	A	Lake Charles, La.	-	-
TOTAL POINTS					**181-117**				

1954
Record: 6-3 (GSC: 4-2; Home: 4-1; Away: 1-2; Neutral: 1-0) **Coach:** Joe Aillet
Captains: James Oliver, Jessie Shorts

Date	Tech Rank		Opponent	W/L/T	Score	H/A/N	Location	Temp	Att.
Sept. 18		*	LOUISIANA COLLEGE	W	27-0	H	Ruston, La.	-	-
Sept. 25			at Southern Miss	L	0-28	A	Hattiesburg, Miss.	-	12,000
Oct. 9		*	MCNEESE STATE	W	21-10	H	Ruston, La.	-	-
Oct. 16			HOWARD PAYNE	W	13-7	H	Ruston, La.	-	-
Oct. 23		*	vs. Northwestern State	W	13-6	N	Shreveport, La.	-	-
Oct. 30		*	at UL-Lafayette	L	0-25	A	Lafayette, La.	-	-
Nov. 6		*	SOUTHEASTERN LA.	L	24-35	H	Ruston, La.	-	-
Nov. 13			AUSTIN COLLEGE	W	40-14	H	Ruston, La.	-	-
Nov. 20		*	at UL-Monroe	W	51-6	A	Monroe, La.	-	-
TOTAL POINTS					**189-131**				

1955
Gulf States Conference Champions
Record: 9-1 (GSC: 6-0; Home: 4-1; Away: 4-0; Neutral: 1-0) **Coach:** Joe Aillet
Captains: Charles Anderson, Russell Rainbolt

Date	Tech Rank		Opponent	W/L/T	Score	H/A/N	Location	Temp	Att.
Sept. 17		*	at Louisiana College	W	39-7	A	Pineville, La.	-	-
Sept. 24			SOUTHERN MISS	L	6-7	H	Ruston, La.	-	7,500
Oct. 1			ABILENE CHRISTIAN	W	21-7	H	Ruston, La.	-	-
Oct. 8		*	at McNeese State	W	14-0	A	Lake Charles, La.	-	-
Oct. 15			at Howard Payne	W	26-7	A	Brownwood, Texas	-	-
Oct. 22		*	vs. Northwestern State	W	21-20	N	Shreveport, La.	-	-
Oct. 29		*	UL-LAFAYETTE	W	28-14	H	Ruston, La.	-	-
Nov. 5		*	at Southeastern La.	W	21-0	A	Hammond, La.	-	-
Nov. 12			AUSTIN COLLEGE	W	40-21	H	Ruston, La.	-	-
Nov. 19		*	UL-MONROE	W	34-14	H	Ruston, La.	-	-
TOTAL POINTS					**250-97**				

1956
Record: 4-3-2 (GSC: 3-1-2; Home: 3-0-1; Away: 1-3-0; Neutral: 0-0-1) **Coach:** Joe Aillet
Captains: Charles Glover, Pat Hinton, A.L. Williams

Date	Tech Rank		Opponent	W/L/T	Score	H/A/N	Location	Temp	Att.
Sept. 15		*	LOUISIANA COLLEGE	T	0-0	H	Ruston, La.	-	-
Sept. 22			at Southern Miss	L	0-14	A	Hattiesburg, Miss.	-	10,000
Sept. 29			STEPHEN F. AUSTIN	W	37-14	H	Ruston, La.	-	-
Oct. 6		*	MCNEESE STATE	W	6-0	H	Ruston, La.	-	-
Oct. 13			at Arkansas State	L	13-21	A	Jonesboro, Ark.	-	-
Oct. 20		*	vs. Northwestern State	T	0-0	N	Shreveport, La.	-	-
Oct. 27		*	at UL-Lafayette	W	33-6	A	Lafayette, La.	-	-
Nov. 3		*	SOUTHEASTERN LA.	W	12-6	H	Ruston, La.	-	-
Nov. 17		*	at UL-Monroe	L	0-7	A	Monroe, La.	-	-
TOTAL POINTS					**101-68**				

1957
Gulf States Conference Tri-Champions

Record: 6-4 (GSC: 4-1; Home: 3-2; Away: 2-2; Neutral: 1-0) **Coach:** Joe Aillet
Captains: Billy Bond, Tommy Hinton

Date	Tech Rank	Opponent	W/L/T	Score	H/A/N	Location	Temp	Att.
Sept. 21		SOUTHERN MISS	L	0-7	H	Ruston, La.	-	7,500
Sept. 28		at Stephen F. Austin	W	19-13	A	Nacodgodches, Texas	-	-
Oct. 5	*	at McNeese State	L	6-13	A	Lake Charles, La.	-	-
Oct. 12	*	UL-LAFAYETTE	W	28-13	H	Ruston, La.	-	-
Oct. 19	*	vs. Northwestern State	W	20-13	N	Shreveport, La.	-	-
Oct. 26		ARKANSAS STATE	W	25-19	H	Ruston, La.	-	-
Nov. 2		at McMurray College	L	24-26	A	Abilene, Texas	-	-
Nov. 9	*	at Southeastern La.	W	21-14	A	Hammond, La.	-	-
Nov. 16		MEMPHIS	L	7-17	H	Ruston, La.	-	-
Nov. 23	*	UL-MONROE	W	15-6	H	Ruston, La.	-	-
TOTAL POINTS				**165-141**				

1958
Gulf States Conference Co-Champions

Record: 7-3 (GSC: 4-1; Home: 4-0; Away: 3-2; Neutral: 0-1) **Coach:** Joe Aillet
Captains: Jim McCabe, Buck Stewart, Allen Stough

Date	Tech Rank	Opponent	W/L/T	Score	H/A/N	Location	Temp	Att.
Sept. 20		at Southern Miss	L	0-14	A	Hattiesburg, Miss.	-	9,000
Sept. 27		at Arkansas State	W	14-7	A	Jonesboro, Ark.	-	-
Oct. 4	*	MCNEESE STATE	W	17-0	H	Ruston, La.	-	8,000
Oct. 11	*	at UL-Lafayette	W	33-0	A	Lafayette, La.	-	-
Oct. 18	*	vs. Northwestern State	L	14-18	N	Shreveport, La.	-	22,000
Oct. 25		ARKANSAS-MONTICELLO	W	40-0	H	Ruston, La.	-	-
Nov. 1		at Memphis	L	12-26	A	Memphis, Tenn.	-	3,300
Nov. 8	*	SOUTHEASTERN LA.	W	10-6	H	Ruston, La.	-	-
Nov. 15		MCMURRAY COLLEGE	W	20-12	H	Ruston, La.	-	-
Nov. 22	*	at UL-Monroe	W	46-21	A	Monroe, La.	-	7,000
TOTAL POINTS				**206-104**				

1959
Gulf States Conference Champions

Record: 9-1 (GSC: 5-0; Home: 5-0; Away: 3-1; Neutral: 1-0) **Coach:** Joe Aillet
Captains: Bill Bundrick, J.W. Slack **Attendance:** 34,000 (5 home games; 6,800 avg. per game)

Date	Tech Rank	Opponent	W/L/T	Score	H/A/N	Location	Temp	Att.
Sept. 19		at Lamar	L	6-13	A	Beaumont, Texas	-	6,500
Sept. 26		ARKANSAS STATE	W	35-0	H	Ruston, La.	-	7,000
Oct. 3	*	at McNeese State	W	28-0	A	Lake Charles, La.	-	5,000
Oct. 10	*	UL-LAFAYETTE	W	21-13	H	Ruston, La.	-	7,000
Oct. 24	*	vs. Northwestern State	W	27-14	N	Shreveport, La.	-	23,500
Oct. 31		at Pensacola Naval Air	W	7-0	A	Pensacola, Fla.	-	2,500
Nov. 7	*	at Southeastern La.	W	14-0	A	Hammond, La.	-	6,000
Nov. 14		MEMPHIS	W	10-8	H	Ruston, La.	-	5,500
Nov. 21	*	UL-MONROE	W	27-0	H	Ruston, La.	-	7,500
Nov. 28		SOUTHERN MISS	W	16-0	H	Ruston, La.	-	7,000
TOTAL POINTS				**191-48**				

1960
Gulf States Conference Co-Champions

Record: 8-2 (GSC: 4-1; Home: 5-0; Away: 2-2; Neutral: 1-0) **Coach:** Joe Aillet
Captains: Jim Campbell, Joe Hinton, Jerry Hudson
Attendance: 36,500 (5 home games; 7,300 avg. per game)

Date	Tech Rank	Opponent	W/L/T	Score	H/A/N	Location	Temp	Att.
Sept. 17		LAMAR	W	20-0	H	Ruston, La.	-	7,500
Sept. 24		at Arkansas State	L	3-7	A	Jonesboro, Ark.	-	6,500
Oct. 1	*	MCNEESE STATE	W	15-14	H	Ruston, La.	-	7,500
Oct. 8	*	at UL-Lafayette	L	2-6	A	Lafayette, La.	-	12,000
Oct. 15		PENSACOLA NAVAL AIR	W	28-19	H	Ruston, La.	-	7,500
Oct. 22	*	vs. Northwestern State	W	13-7	N	Shreveport, La.	-	18,000
Oct. 29		MCMURRAY COLLEGE	W	23-7	H	Ruston, La.	-	6,000
Nov. 5	*	SOUTHEASTERN LA.	W	17-14	H	Ruston, La.	-	8,000
Nov. 12		at Southern Miss	W	10-7	A	Hattiesburg, Miss.	-	9,000
Nov. 19	*	at UL-Monroe	W	20-15	A	Monroe, La.	-	6,000
TOTAL POINTS				**151-96**				

1961

Record: 5-4 (GSC: 3-2; Home: 3-1; Away: 2-2; Neutral: 0-1) **Coach:** Joe Aillet
Captains: Jack Lestage, Don Tippit, Hershel Vinyard
Attendance: 27,000 (4 home games; 6,750 avg. per game)

Date	Tech Rank	Opponent	W/L/T	Score	H/A/N	Location	Temp	Att.
Sept. 23		ARKANSAS STATE	W	47-8	H	Ruston, La.	-	7,500
Sept. 30	*	at McNeese State	W	21-16	A	Lake Charles, La.	-	8,000
Oct. 7	*	UL-LAFAYETTE	W	12-0	H	Ruston, La.	-	7,500
Oct. 14		at Texas-Arlington	L	7-8	A	Arlington, Texas	-	7,000
Oct. 21	*	vs. Northwestern State	L	7-19	N	Shreveport, La.	-	24,000
Oct. 28		at Tennessee Tech	W	21-10	A	Cookeville, Tenn.	-	6,500
Nov. 4	*	at Southeastern La.	L	14-34	A	Hammond, La.	-	8,000
Nov. 11		SOUTHERN MISS	L	0-7	H	Ruston, La.	-	4,500
Nov. 18	*	UL-MONROE	W	27-7	H	Ruston, La.	-	7,500
TOTAL POINTS				**156-109**				

1962

Record: 4-4 (GSC: 2-3; Home: 4-0; Away: 0-3; Neutral: 0-1) **Coach:** Joe Aillet
Captains: Pat Collins, Gerry Griffin, Mickey Slaughter
Attendance: 30,000 (4 home games; 7,500 avg. per game)

Date	Tech Rank	Opponent	W/L/T	Score	H/A/N	Location	Temp	Att.
Sept. 29	*	MCNEESE STATE	W	14-6	H	Ruston, La.	-	7,500
Oct. 6	*	at UL-Lafayette	L	6-13	A	Lafayette, La.	-	12,000
Oct. 13		TEXAS-ARLINGTON	W	19-9	H	Ruston, La.	-	7,500
Oct. 20	*	vs. Northwestern State	L	2-19	N	Shreveport, La.	-	22,000
Oct. 27		TENNESSEE TECH	W	33-20	H	Ruston, La.	-	7,500
Nov. 3	*	SOUTHEASTERN LA.	W	27-15	H	Ruston, La.	-	7,500
Nov. 10	*	at UL-Monroe	L	6-13	A	Monroe, La.	-	6,000
Nov. 17		at Southern Miss	L	18-29	A	Hattiesburg, Miss.	-	12,000
TOTAL POINTS				**125-124**				

1963

Record: 6-3 (GSC: 3-2; Home: 4-0; Away: 1-3; Neutral: 1-0) **Coach:** Joe Aillet
Captains: Charles Bourgeois, Paul Labenne, J.R. Williamson
Attendance: 31,000 (4 home games; 7,750 avg. per game)

Date	Tech Rank	Opponent	W/L/T	Score	H/A/N	Location	Temp	Att.
Sept. 28	*	at McNeese State	L	6-27	A	Lake Charles, La.	-	7,000
Oct. 5		LOUISIANA COLLEGE	W	12-6	H	Ruston, La.	-	7,500
Oct. 12	*	UL-LAFAYETTE	W	45-0	H	Ruston, La.	-	8,500
Oct. 18	*	vs. Northwestern State	W	27-13	N	Shreveport, La.	-	18,500
Oct. 26		at Texas-Arlington	W	34-14	A	Arlington, Texas	-	7,000
Nov. 2		at Tennessee Tech	L	19-21	A	Cookeville, Tenn.	-	7,500
Nov. 9	*	at Southeastern La.	L	7-15	A	Hammond, La.	-	7,000
Nov. 16		SOUTHERN MISS	W	10-0	H	Ruston, La.	-	7,000
Nov. 23	*	UL-MONROE	W	28-7	H	Ruston, La.	-	8,000
TOTAL POINTS				**188-103**				

1964
Gulf States Conference Champions

Record: 9-1 (GSC: 5-0; Home: 5-0; Away: 3-1; Neutral: 1-0) **Coach:** Joe Aillet
Captains: Pat Lynch, Robert Malone, Kenny Tidwell
Attendance: 41,500 (5 home games; 8,300 avg. per game)

Date	Tech Rank	Opponent	W/L/T	Score	H/A/N	Location	Temp	Att.
Sept. 19		at Louisiana College	W	8-7	A	Pineville, La.	-	7,500
Sept. 26	*	MCNEESE STATE	W	10-6	H	Ruston, La.	-	9,500
Oct. 3		TEXAS A&M-COMMERCE	W	15-7	H	Ruston, La.	-	7,500
Oct. 10	*	at UL-Lafayette	W	6-3	A	Lafayette, La.	-	7,500
Oct. 17		TEXAS-ARLINGTON	W	19-7	H	Ruston, La.	-	7,500
Oct. 23	*	vs. Northwestern State	W	16-7	N	Shreveport, La.	-	30,000
Oct. 31		TENNESSEE TECH	W	25-6	H	Ruston, La.	-	8,500
Nov. 7	*	SOUTHEASTERN LA.	W	28-7	H	Ruston, La.	-	8,500
Nov. 14		at Southern Miss	L	7-14	A	Hattiesburg, Miss.	-	10,000
Nov. 21	*	at UL-Monroe	W	23-0	A	Monroe, La.	-	6,000
TOTAL POINTS				**157-64**				

1965

Record: 4-4 (GSC: 3-2; Home: 2-2; Away: 1-2; Neutral: 1-0) **Coach:** Joe Aillet
Captains: Wayne Davis, Dan Irby, Billy Laird, Gerald McDowell, Tom Robertson
Attendance: 34,000 (4 home games; 8,500 avg. per game)

Date	Tech Rank	Opponent	W/L/T	Score	H/A/N	Location	Temp	Att.
Sept. 18		at Rice	L	0-14	A	Houston, Texas	-	22,000
Oct. 2	*	at McNeese State	L	14-20	A	Lake Charles, La.	-	10,200
Oct. 9	*	UL-LAFAYETTE	L	8-16	H	Ruston, La.	-	9,000
Oct. 23	*	vs. Northwestern State	W	42-14	N	Shreveport, La.	-	27,000
Oct. 30		TENNESSEE TECH	W	20-6	H	Ruston, La.	-	8,000
Nov. 6	*	at Southeastern La.	W	16-14	A	Hammond, La.	-	10,000
Nov. 13		SOUTHERN MISS	L	7-31	H	Ruston, La.	-	8,000
Nov. 20	*	UL-MONROE	W	52-7	H	Ruston, La.	-	9,000
TOTAL POINTS				**161-122**				

1966

Record: 1-9 (GSC: 1-4; Home: 1-1; Away: 0-7; Neutral: 0-1) **Coach:** Joe Aillet
Captains: Paul Clark, Bob McKinnon, Jim Stringer
Attendance: 20,000 (2 home games; 10,000 avg. per game)

Date	Tech Rank	Opponent	W/L/T	Score	H/A/N	Location	Temp	Att.
Sept. 17		at Southern Miss	L	0-14	A	Hattiesburg, Miss.	-	10,000
Sept. 24		at Alabama	L	0-34	A	Birmingham, Ala.	-	65,000
Oct. 1	*	MCNEESE STATE	L	7-10	H	Ruston, La.	-	10,000
Oct. 8		at Arkansas State	L	13-26	A	Jonesboro, Ark.	-	7,200
Oct. 15	*	at UL-Lafayette	L	12-21	A	Lafayette, La.	-	15,000
Oct. 22	*	vs. Northwestern State	L	7-28	N	Shreveport, La.	-	25,000
Oct. 29		at Tennessee Tech	L	9-21	A	Cookeville, Tenn.	-	3,500
Nov. 5	*	SOUTHEASTERN LA.	W	13-6	H	Ruston, La.	-	10,000
Nov. 12		at Lamar	L	16-31	A	Beaumont, Texas	-	10,000
Nov. 19	*	at UL-Monroe	L	6-14	A	Monroe, La.	-	7,000
TOTAL POINTS				**83-205**				

1967

Record: 3-7 (GSC: 0-5; Home: 2-3; Away: 1-3; Neutral: 0-1) **Coach:** Maxie Lambright
Captains: Joe Peace, Alden Reeves, Eddie Taylor
Attendance: 40,000 (5 home games; 8,000 avg. per game)

Date	Tech Rank	Opponent	W/L/T	Score	H/A/N	Location	Temp	Att.
Sept. 16		at Delta State	W	34-7	A	Cleveland, Miss.	-	4,000
Sept. 30	*	at McNeese State	L	12-20	A	Lake Charles, La.	-	9,500
Oct. 7	*	UL-LAFAYETTE	L	14-20	H	Ruston, La.	-	10,000
Oct. 14		ARKANSAS STATE	W	6-3	H	Ruston, La.	-	10,000
Oct. 21	*	vs. Northwestern State	L	0-7	N	Shreveport, La.	-	28,000
Oct. 28		at New Mexico State	L	7-48	A	Las Cruces, N.M.	-	6,000
Nov. 4	*	at Southeastern La.	L	21-27	A	Hammond, La.	-	7,800
Nov. 11		LAMAR	W	41-31	H	Ruston, La.	-	7,500
Nov. 18	*	UL-MONROE	L	14-21	H	Ruston, La.	-	8,000
Nov. 23		Southern Miss	L	7-58	H	Shreveport, La.	-	4,500
TOTAL POINTS				**156-242**				

1968
Louisiana Tech Stadium (Joe Aillet Stadium) Opens

Record: 9-2 (GSC: 3-2; Home: 3-1; Away: 4-1; Neutral: 2-0) **Coach:** Maxie Lambright
Captains: Jesse Carrigan, Walter Causey
Attendance: 41,000 (4 home games; 10,250 avg. per game)

Date	Tech Rank	Opponent	W/L/T	Score	H/A/N	Location	Temp	Att.
Sept. 21		at Mississippi State	W	20-13	A	Starkville, Miss.	-	15,000
Sept. 28		EAST CAROLINA	W	35-7	H	Ruston, La.	-	12,000
Oct. 5	*	MCNEESE STATE	L	20-27	H	Ruston, La.	-	14,000
Oct. 12	*	at UL-Lafayette	L	24-28	A	Lafayette, La.	-	13,000
Oct. 19	*	vs. Northwestern State	W	42-39	N	Shreveport, La.	-	28,000
Nov. 2		at Southern Miss	W	27-20	A	Hattiesburg, Miss.	-	15,000
Nov. 9	*	SOUTHEASTERN LA.	W	35-7	H	Ruston, La.	-	10,000
Nov. 16		at Lamar	W	34-7	A	Beaumont, Texas	-	10,400
Nov. 23	*	at UL-Monroe	W	25-10	A	Monroe, La.	-	12,000
Nov. 28		NEW MEXICO STATE	W	42-24	H	Ruston, La.	-	5,000
Grantland Rice Bowl								
Dec. 13	^	vs. Akron	W	33-13	N	Murfreesboro, Tenn.	-	2,500
TOTAL POINTS				**337-195**				

1969
Gulf States Conference Champions

Record: 8-2 (GSC: 5-0; Home: 3-1; Away: 4-0; Neutral: 1-1) **Coach:** Maxie Lambright
Captains: Terry Bradshaw, John Harper, Tommy Spinks
Attendance: 56,000 (4 home games; 14,000 avg. per game)

Date	Tech Rank	Opponent	W/L/T	Score	H/A/N	Location	Temp	Att.
Sept. 27		at East Carolina	W	24-6	A	Greenville, N.C.	-	13,500
Oct. 4	*	at McNeese State	W	35-18	A	Lake Charles, La.	-	12,300
Oct. 11	*	UL-LAFAYETTE	W	34-21	H	Ruston, La.	-	19,000
Oct. 18	*	vs. Northwestern State	W	42-21	N	Shreveport, La.	-	31,000
Oct. 25		at Chattanooga	W	23-7	A	Chattanooga, Tenn.	-	5,000
Nov. 1		SOUTHERN MISS	L	23-24	H	Ruston, La.	-	14,000
Nov. 8	*	at Southeastern La.	W	25-24	A	Hammond, La.	-	8,000
Nov. 15		LAMAR	W	77-40	H	Ruston, La.	-	10,000
Nov. 22	*	UL-MONROE	W	34-6	H	Ruston, La.	-	13,000
Grantland Rice Bowl								
Dec. 13	^	vs. East Tennessee State	L	14-34	N	Baton Rouge, La.	-	-
TOTAL POINTS				**331-201**				

1970

Record: 2-8 (GSC: 0-5; Home: 1-3; Away: 1-4; Neutral: 0-1) **Coach:** Maxie Lambright
Captains: Ronnie Alexander, Mark Graham
Attendance: 50,400 (5 home games; 10,080 avg. per game)

Date	Tech Rank	Opponent	W/L/T	Score	H/A/N	Location	Temp	Att.
Sept. 19		CHATTANOOGA	W	28-3	H	Ruston, La.	-	12,000
Sept. 26		at Lamar	L	0-6	A	Beaumont, Texas	-	10,000
Oct. 3	*	MCNEESE STATE	L	14-16	H	Ruston, La.	-	10,000
Oct. 10	*	at UL-Lafayette	L	10-20	A	Lafayette, La.	-	12,500
Oct. 17		at Arkansas State	L	17-38	A	Jonesboro, Ark.	-	8,300
Oct. 24	*	vs. Northwestern State	L	17-20	N	Shreveport, La.	-	25,006
Oct. 31		TAMPA	L	10-14	H	Ruston, La.	-	10,000
Nov. 7	*	SOUTHEASTERN LA.	L	21-24	H	Ruston, La.	-	10,000
Nov. 14		at Southern Miss	W	27-6	A	Hattiesburg, Miss.	-	14,000
Nov. 21	*	at UL-Monroe	L	21-28	A	Monroe, La.	-	8,400
TOTAL POINTS				**165-175**				

1971
Southland Conference Membership Begins
NCAA College Division Midwest Region Champions
Southland Conference Champions

Record: 9-2 (SLC: 3-1/1st; Home: 4-1; Away: 3-1; Neutral: 2-0) **Coach:** Maxie Lambright
Captains: Ken Lantrip, Chris Richardson **Attendance:** 72,000 (5 home games; 14,400 avg. per game)

Date	Tech Rank	Opponent	W/L/T	Score	H/A/N	Location	Temp	Att.
Sept. 18		at Tampa	W	28-20	A	Tampa, Fla.	75	27,333
Sept. 25	*	LAMAR	W	26-7	H	Ruston, La.	-	13,800
Oct. 2	*	at McNeese State	L	22-29	A	Lake Charles, La.	77	13,500
Oct. 9	*	UL-LAFAYETTE	W	35-15	H	Ruston, La.	-	15,200
Oct. 16	*	ARKANSAS STATE	W	28-27	H	Ruston, La.	-	14,600
Oct. 23		vs. Northwestern State	W	33-21	N	Shreveport, La.	-	29,000
Oct. 30		at Southeastern La.	W	24-9	A	Hammond, La.	-	7,200
Nov. 6		at Chattanooga	W	35-20	A	Chattanooga, Tenn.	-	5,000
Nov. 13		SOUTHERN MISS	L	20-24	H	Ruston, La.	-	16,000
Nov. 20		UL-MONROE	W	23-0	H	Ruston, La.	-	12,500
Pioneer Bowl								
Dec. 11	^	Eastern Michigan	W	14-3	N	Wichita Falls, Texas	-	-
TOTAL POINTS				**288-175**				

1972
Co-National Champions (National Football Foundation)
NCAA College Division Midwest Region Champions
Southland Conference Champions

Record: 12-0 (SLC: 5-0/1st; Home: 4-0; Away: 5-0; Neutral: 3-0) **Coach:** Maxie Lambright
Captains: Eric Johnson, Wayne Smith **Attendance:** 59,436 (4 home games; 14,859 avg. per game)

Date	Tech Rank	Opponent	W/L/T	Score	H/A/N	Location	Temp	Att.
Sept. 9	*	at UL-Lafayette	W	7-0	A	Lafayette, La.	-	21,707
Sept.16		at Southern Miss	W	33-14	A	Hattiesburg, Miss.	-	11,600
Sept. 23	*	MCNEESE STATE	W	34-17	H	Ruston, La.	-	19,200
Sept. 30	*	ABILENE CHRISTIAN	W	35-12	H	Ruston, La.	-	13,500
Oct. 7	*	at Texas-Arlington	W	35-14	A	Arlington, Texas	-	7,300
Oct. 14	*	vs. Arkansas State	W	38-17	N	Little Rock, Ark.	-	13,000
Oct. 21		vs. Northwestern State	W	20-16	N	Shreveport, La.	-	27,000
Oct. 28		SOUTHEASTERN LA.	W	21-0	H	Ruston, La.	-	11,000
Nov. 4		at Northern Arizona	W	41-21	A	Flagstaff, Ariz.	-	7,500
Nov. 11		EASTERN MICHIGAN	W	24-17	H	Ruston, La.	-	15,736
Nov. 18		at UL-Monroe	W	10-6	A	Monroe, La.	-	6,000
Grantland Rice Bowl								
Dec. 10	^	vs. Tennessee Tech	W	35-0	N	Baton Rouge, La.	-	-
TOTAL POINTS				**333-134**				

1973
National Champions (NCAA Division II)
Southland Conference Champions

Record: 12-1 (SLC: 5-0/1st; Home: 6-0; Away: 3-1; Neutral: 3-0) **Coach:** Maxie Lambright
Captains: Denny Duron, Joe McNeely
Attendance: 93,840 (6 home games; 15,640 avg. per game)

Date	Tech Rank	Opponent	W/L/T	Score	H/A/N	Location	Temp	Att.
Sept. 15		at Eastern Michigan	L	19-21	A	Ypsilanti, Mich.	-	9,300
Sept. 22	*	UL-LAFAYETTE	W	23-0	H	Ruston, La.	-	16,200
Sept. 29	*	at McNeese State	W	10-7	A	Lake Charles, La.	-	15,000
Oct. 6		NORTHERN ARIZONA	W	37-7	H	Ruston, La.	-	15,600
Oct. 13	*	ARKANSAS STATE	W	23-7	H	Ruston, La.	-	13,800
Oct. 20		vs. Northwestern State	W	26-7	N	Shreveport, La.	-	33,000
Oct. 27		at Southeastern La.	W	26-7	A	Hammond, La.	-	8,500
Nov. 3	*	TEXAS-ARLINGTON	W	44-0	H	Ruston, La.	-	16,200
Nov. 10	*	at Lamar	W	17-3	A	Beaumont, Texas	-	10,200
Nov. 17		UL-MONROE	W	40-0	H	Ruston, La.	-	16,840
NCAA Division II Playoffs								
Dec. 1	$	WESTERN ILLINOIS	W	18-13	H	Ruston, La.	-	15,200
Dec. 8	$	vs. Boise State	W	38-34	N	Wichita Falls, Texas	-	-
Dec. 15	$	vs. WKU	W	34-0	N	Sacramento, Calif.	-	12,016
TOTAL POINTS				**355-106**				

1974
National Champions (NCAA Division II); Southland Conference Champions

Record: 11-1 (SLC: 5-0/1st; Home: 5-0; Away: 5-0; Neutral: 1-1) **Coach:** Maxie Lambright
Captains: Randy Crouch, Roland Harper
Attendance: 84,639 (5 home games; 16,928 avg. per game)

Date	Tech Rank	Opponent	W/L/T	Score	H/A/N	Location	Temp	Att.
Sept. 7		ILLINOIS STATE	W	16-7	H	Ruston, La.	-	17,400
Sept. 21	*	at Texas-Arlington	W	42-15	A	Arlington, Texas	-	4,419
Sept. 28	*	at Arkansas State	W	20-7	A	Jonesboro, Ark.	-	10,231
Oct. 12	*	at UL-Lafayette	W	35-20	A	Lafayette, La.	-	9,637
Oct. 19		vs. Northwestern State	W	34-0	N	Shreveport, La.	-	26,000
Oct. 26	*	MCNEESE STATE	W	24-17	H	Ruston, La.	-	22,058
Nov. 2		SOUTHEASTERN LA.	W	34-13	H	Ruston, La.	-	16,700
Nov. 9	*	LAMAR	W	28-0	H	Ruston, La.	-	16,281
Nov. 16		at Chattanooga	W	35-14	A	Chattanooga, Tenn.	-	6,327
Nov. 23		at UL-Monroe	W	26-10	A	Monroe, La.	-	9,000
NCAA Division II Playoffs								
Dec. 1		WESTERN CAROLINA	W	10-7	H	Ruston, La.	-	12,200
Dec. 8		vs. Central Michigan	L	14-35	N	Wichita Falls, Texas	-	-
TOTAL POINTS				**318-145**				

1975
Division I Membership Begins

Record: 8-2 (SLC: 4-1/2nd; Home: 4-2; Away: 3-0; Neutral: 0-1) **Coach:** Maxie Lambright
Captains: Rod Bagley, Dan Core, Jerry Davis
Attendance: 92,200 (6 home games; 15,367 avg. per game)

Date	Tech Rank	Opponent	W/L/T	Score	H/A/N	Location	Temp	Att.
Sept. 13	*	at McNeese State	W	21-14	A	Lake Charles, La.	-	20,000
Sept. 27	*	TEXAS-ARLINGTON	W	37-8	H	Ruston, La.	-	17,600
Oct. 4	*	at Lamar	W	24-10	A	Beaumont, Texas	-	11,109
Oct. 11	*	UL-LAFAYETTE	W	24-14	H	Ruston, La.	-	16,200
Oct. 18		vs. Northwestern State	W	41-14	N	Shreveport, La.	-	26,496
Oct. 25		SOUTHERN MISS	L	14-24	H	Ruston, La.	-	8,300
Nov. 1		at Southeastern La.	W	33-28	A	Hammond, La.	-	7,300
Nov. 8		UL-MONROE	W	41-23	H	Ruston, La.	-	16,800
Nov. 15		CHATTANOOGA	W	49-20	H	Ruston, La.	-	13,200
Nov. 22	*	ARKANSAS STATE	L	13-30	H	Ruston, La.	-	20,100
TOTAL POINTS				**297-185**				

1976

Record: 6-5 (SLC: 2-3/4th; Home: 2-1; Away: 3-3; Neutral: 1-1) **Coach:** Maxie Lambright
Captains: Steve Haynes, Mike Thompson
Attendance: 40,679 (3 home games; 13,560 avg. per game)

Date	Tech Rank	Opponent	W/L/T	Score	H/A/N	Location	Temp	Att.
Sept. 11		at Ball State	L	28 -41	A	Muncie, Ind.	-	16,112
Sept. 18	*	MCNEESE STATE	L	13 -15	H	Ruston, La.	-	17,100
Sept. 25	*	at Arkansas State	W	27-13	A	Jonesboro, Ark.	-	16,022
Oct. 2	*	at UL-Lafayette	L	26 -31	A	Lafayette, La.	-	26,640
Oct. 9	*	at Texas-Arlington	L	35 -56	A	Arlington, Texas	-	5,500
Oct. 16	*	LAMAR	W	37-7	H	Ruston, La.	-	12,321
Oct. 23		vs. Northwestern State	W	35-6	N	Shreveport, La.	-	24,200
Oct. 30		vs. North Texas	L	8-14	N	Shreveport, La.	-	6,532
Nov. 6		at Chattanooga	W	49-7	A	Chattanooga, Tenn.	-	6,000
Nov. 13		SOUTHERN MISS	W	23-22	H	Ruston, La.	-	11,258
Nov. 20		at UL-Monroe	W	55-35	A	Monroe, La.	-	8,500
TOTAL POINTS				**335-247**				

1977
Southland Conference Champions
Independence Bowl Champions

Record: 9-1-2 (SLC: 4-0-1/1st; Home: 2-1-1; Away: 4-0-1; Neutral: 3-0-0) **Coach:** Maxie Lambright **Captains:** Larry Anderson, Rod Foppe, John Henry White **Attendance:** 57,546 (4 home games; 14,387 avg. per game)

									Tech--Tech Rushing----				Tech Passing--				Tech	Total	Opp	--Opp Rushing--				--Opp Passing--				Opp	Total
Date	Tech Rank	Opponent	W/L/T	Score	H/A/N	Location	Temp	Att.	FD	Att	Yds	TD	A-C-I	Yds	TD	Plays	Yds	FD	Att	Yds	TD	A-C-I	Yds	TD	Plays	Yds
Sept. 10		Sacramento State	W	56-0	H	Shreveport, La.	-	10,746	-	-	-	-	-	-	-	-	-	-	-	-	-	-	-	-	-	-	-
Sept. 24		at Illinois State	T	21-21	A	Normal, Ill.	69	7,500	16	49	208	2	20-10-2	118	0	69	326	16	46	158	0	19-8-0	84	3	65	242
Oct. 1	*	at McNeese State	W	14-7	A	Lake Charles, La.	-	23,571	12	44	93	0	23-9-2	242	1	67	335	10	47	103	1	18-6-1	43	0	65	146
Oct. 8	*	UL-LAFAYETTE	T	21-21	H	Ruston, La.	66	21,000	19	46	106	2	33-17-4	216	1	79	322	15	28	61	0	38-17-4	220	3	66	281
Oct. 15	*	at Arkansas State	W	20-12	A	Jonesboro, Ark.	54	15,128	20	54	241	2	22-14-0	209	0	76	450	16	44	100	1	26-9-2	237	0	70	337
Oct. 22		NORTHWESTERN ST.	W	30-6	N	Shreveport, La.	-	24,086	16	58	188	0	24-12-1	201	1	82	389	11	36	1	2	22-10-2	116	2	58	117
Oct. 29	*	TEXAS-ARLINGTON	W	34-10	H	Ruston, La.	80	16,200	21	36	110	3	33-16-1	328	1	69	438	17	62	275	1	11-3-1	38	0	73	313
Nov. 5	*	at Lamar	W	23-6	A	Beaumont, Texas	-	7,129	16	46	101	2	22-14-2	247	0	68	348	10	52	127	0	20-4-1	28	0	72	155
Nov. 12		at Southern Miss	W	28-10	A	Hattiesburg, Miss.	55	16,431	26	44	140	3	38-18-1	324	1	82	464	15	54	128	1	9-6-1	55	0	63	183
Nov. 19		NORTH TEXAS	L	14-41	H	Ruston, La.	55	15,323	11	36	31	1	35-18-3	335	1	71	366	16	45	244	1	24-16-0	239	4	69	483
Nov. 26		UL-MONROE	W	20-0	H	Ruston, La.	-	9,600	-	-	-	-	-	-	-	-	-	-	-	-	-	-	-	-	-	-
Independence Bowl																												
Dec. 19	^	vs. Louisville	W	24-14	N	Shreveport, La.		18,500	25	-	100	1	19-39-2	287	2	83	335	11	-	100	1	23-9-1	61	0	67	161
TOTAL POINTS				**281-133**					**203**	**525**	**1,691**	**24**	**300-151-18**	**2,552**	**9**	**825**	**4,243**	**136**	**481**	**1,167**	**5**	**227-96-17**	**1,254**	**11**	**708**	**2,421**

1978
Southland Conference Co-Champions

Record: 6-5 (SLC: 4-1/T-1st; Home: 4-1; Away: 1-2; Neutral: 1-2) **Coach:** Maxie Lambright **Captains:** Ronnie Paggett, Scooter Spruell **Attendance:** 70,138 (14,028 avg. per game)

									Tech--Tech Rushing----				Tech Passing--				Tech	Total	Opp	--Opp Rushing--				--Opp Passing--				Opp	Total
Date	Tech Rank	Opponent	W/L/T	Score	H/A/N	Location	Temp	Att.	FD	Att	Yds	TD	A-C-I	Yds	TD	Plays	Yds	FD	Att	Yds	TD	A-C-I	Yds	TD	Plays	Yds
Sept. 16		CHATTANOOGA	L	7-12	H	Ruston, La.	-	14,212	17	48	43	0	28-9-3	90	1	66	133	13	64	214	0	7-4-1	29	0	71	243
Sept. 23	*	at Texas-Arlington	W	28-21	A	Arlington, Texas	-	7,025	22	58	217	2	27-10-1	143	1	68	345	19	56	250	3	22-9-3	121	0	65	371
Sept. 30	*	MCNEESE STATE	W	34-20	H	Ruston, La.	-	18,200	20	44	143	0	34-17-2	275	3	78	418	15	59	192	1	12-4-2	90	0	71	282
Oct. 7	*	at UL-Lafayette	L	6-24	A	Lafayette, La.	-	21,050	17	43	98	0	38-17-3	168	1	81	266	10	47	143	0	13-6-1	148	3	60	291
Oct. 14		BALL STATE	W	17-7	H	Ruston, La.	-	12,526	18	45	51	0	39-11-2	211	1	84	262	15	51	127	1	22-8-2	87	0	73	214
Oct. 21		vs. Northwestern State	W	45-20	N	Shreveport, La.	-	21,000	18	53	141	2	6-3--0	112	2	59	253	10	53	49	2	20-8-1	96	1	73	145
Oct. 28		vs. North Texas	L	14-16	N	Shreveport, La.	68	6,510	15	34	73	0	33-15-1	215	2	67	288	19	64	183	1	15-8-1	102	1	79	285
Nov. 4	*	LAMAR	W	40-3	H	Ruston, La.	-	10,000	19	40	109	5	24-16-0	229	0	64	338	11	63	136	0	13-4-0	55	0	76	191
Nov. 11	*	ARKANSAS STATE	W	24-10	H	Ruston, La.	-	15,200	20	49	193	3	30-13-1	211	0	79	404	14	36	89	0	38-17-3	199	1	74	288
Nov. 18		at UL-Monroe	L	0-18	A	Monroe, La.	-	17,000	-	-	-	-	-	-	-	-	-	-	-	-	-	-	-	-	-	-
Independence Bowl																												
Dec. 16	^	vs. East Carolina	L	13-35	N	Shreveport, La.		18,200	18	33	12	0	52-18-3	263	1	85	275	17	67	278	4	13-4-0	54	0	80	275
TOTAL POINTS				**228-186**					**184**	**434**	**1,124**	**12**	**304-128-18**	**1,850**	**11**	**738**	**2,974**	**147**	**553**	**1,584**	**9**	**180-78-16**	**1,062**	**7**	**733**	**2,646**

1979

Record: 2-9 [3-8 Forfeit Adjusted] (SLC: 1-4/6th; Home: 2-2; Away: 1-4; Neutral: 0-2) **Coach:** Larry Beightol **Captains:** Rodney Jones, Rick Reggio **Attendance:** 68,440 (4 home games; 17,110 avg. per game)

Date	Tech Rank	Opponent	W/L/T	Score	H/A/N	Location	Temp	Att.	Tech--Tech Rushing FD	Att	Yds	TD	Tech Passing A-C-I	Yds	TD	Tech Plays	Total Yds	Opp --Opp Rushing FD	Att	Yds	TD	Opp --Opp Passing A-C-I	Yds	TD	Opp Plays	Total Yds
Sept. 1	F	at New Mexico	W	0-34	A	Albuquerque, N.M.	-	27,380	10	35	81	0	32-13-1	144	0	67	225	21	53	171	2	24-16-1	171	1	77	342
Sept. 15		at Chattanooga	L	7-24	A	Chattanooga, Tenn.	70	9,100	11	39	63	1	33-15-2	118	0	72	181	9	39	168	1	18-9-1	168	2	57	347
Sept. 22	*	at Lamar	L	7-19	A	Beaumont, Texas	-	17,600	-	-	-	-	-	-	-	-	-	-	-	-	-	-	-	-	-	-
Sept. 29		at Miami (Fla.)	L	0-6	A	Miami, Fla.	-	20,069	7	36	3	0	23-11-2	134	0	59	137	11	47	98	0	24-10-1	100	0	71	198
Oct. 6	*	UL-LAFAYETTE	W	17-0	H	Ruston, La.	80	17,300	15	66	274	1	20-6-2	61	1	86	335	2	30	41	0	19-2-7	12	0	49	53
Oct. 13	*	ARKANSAS STATE	L	7-14	H	Ruston, La.	-	16,965	15	51	197	1	12-7--0	77	0	63	274	14	49	203	1	7-3-0	56	1	56	259
Oct. 20		vs. Northwestern State	L	21-25	N	Shreveport, La.	68	19,212	12	45	126	3	20-9-1	168	0	65	294	22	52	174	1	25-18-0	174	3	77	317
Oct. 27	*	TEXAS-ARLINGTON	L	16-30	H	Ruston, La.	72	16,575	20	36	62	0	35-18-6	236	2	71	298	19	65	246	4	10-4-1	55	0	75	301
Nov. 3		vs. North Texas	L	17-19	N	Shreveport, La.	55	14,000	21	40	180	1	38-19-2	250	1	78	430	19	58	207	1	24-15-0	117	1	82	342
Nov. 10	*	at McNeese State	L	7-41	A	Lake Charles, La.	-	19,375	9	28	100	0	20-8-3	106	1	48	206	26	79	379	4	10-3-1	58	1	89	402
Nov. 17	+	UL-Monroe	W	13-10	H	Ruston, La.	-	17,600	-	-	-	-	-	-	-	-	-	-	-	-	-	-	-	-	-	-
TOTAL POINTS				**112-222**					**156**	**457**	**1,401**	**8**	**289-132-25**	**1,600**	**6**	**746**	**3,001**	**165**	**553**	**1,893**	**17**	**215-104-17**	**1,136**	**11**	**768**	**3,029**

F - Louisiana Tech win by forfeit; +Coach: Pat Patterson (1-0)

1980

Record: 5-6 (SLC: 2-3/4th; Home: 2-2; Away: 2-4; Neutral: 1-0) **Coach:** Billy Brewer **Captains:** Mark Buchanan, Tony Tademy **Attendance:** 64,700 (4 home games; 16,175 avg. per game)

Date	Tech Rank	Opponent	W/L/T	Score	H/A/N	Location	Temp	Att.	Tech--Tech Rushing FD	Att	Yds	TD	Tech Passing A-C-I	Yds	TD	Tech Plays	Total Yds	Opp --Opp Rushing FD	Att	Yds	TD	Opp --Opp Passing A-C-I	Yds	TD	Opp Plays	Total Yds
Sept. 13		at Mississippi State	L	11-31	A	Starkville, Miss.	96	32,812	15	25	34	0	36-15-1	166	1	61	200	25	65	385	3	15-7-1	115	1	80	500
Sept. 20		at Southern Miss	L	11-38	A	Hattiesburg, Miss.	75	24,640	17	34	91	1	25-9-2	123	0	59	214	21	57	240	2	16-10-1	157	2	73	397
Sept. 27		WESTERN ILLINOIS	W	42-6	H	Ruston, La.	61	18,200	20	42	101	3	33-19-3	342	2	75	443	8	41	64	1	20-5-3	40	0	61	104
Oct. 4		at East Tennessee State	W	7-3	A	Johnson City, Tenn.	72	6,489	11	44	89	1	17-10-1	149	0	61	235	10	32	80	0	33-12-0	131	0	65	211
Oct. 11	*	LAMAR	W	16-7	H	Ruston, La.	68	13,500	18	43	130	0	37-19-1	276	2	80	406	9	33	111	0	25-12-3	87	1	58	198
Oct. 18		vs. Northwestern State	W	27-23	N	Shreveport, La.	68	36,000	22	50	221	2	40-18-1	221	2	90	442	13	36	99	2	34-13-2	231	1	70	330
Oct. 25	*	TEXAS-ARLINGTON	L	20-21	H	Ruston, La.	-	13,800	17	39	118	1	31-17-0	220	1	70	338	12	57	193	1	17-8-2	124	0	74	317
Nov. 1	*	at Arkansas State	W	28-0	A	Jonesboro, Ark.	-	10,000	23	69	274	4	25-11-4	137	0	94	411	3	38	78	`0	7-1-2	4	0	45	82
Nov. 8	*	MCNEESE STATE	L	8-45	H	Ruston, La.	-	19,200	10	20	1	0	45-16-4	205	1	65	206	24	70	351	5	13-5-1	51	0	83	407
Nov. 15	*	at UL-Lafayette	L	9-27	A	Lafayette, La.	-	12,638	18	34	62	0	34-16-0	212	1	68	274	22	53	182	1	30-15-1	145	2	83	337
Nov. 22		at UL-Monroe	L	14-19	A	Monroe, La.	-	15,238	-	-	-	-	-	-	-	-	-	-	-	-	-	-	-	-	-	-
TOTAL POINTS				**193-220**					**184**	**437**	**1,181**	**12**	**359-166-19**	**2,221**	**11**	**796**	**3,402**	**166**	**526**	**1,958**	**16**	**247-105-18**	**1,329**	**10**	**773**	**3,287**

1981

Record: 4-6-1 (SLC: 2-2-1/4th; Home: 2-1-1; Away: 2-3-0; Neutral: 1-1-0) **Coach:** Billy Brewer **Captains:** Lyn Bankston, Andre Young **Attendance:** 90,500 (5 home games; 18,100 avg. per game)

Date	Tech Rank	Opponent	W/L/T	Score	H/A/N	Location	Temp	Att.	Tech--Tech Rushing FD	Att	Yds	TD	Tech Passing A-C-I	Yds	TD	Tech Plays	Total Yds	Opp --Opp Rushing FD	Att	Yds	TD	Opp --Opp Passing A-C-I	Yds	TD	Opp Plays	Total Yds
Sept. 5		at West Texas A&M	L	10-17	A	Canyon, Texas	-	8,000	15	37	91	0	21-8-1	94	0	58	185	15	64	345	2	3-0-0	0	0	67	345
Sept. 12		EAST TENNESSEE ST.	W	31-3	H	Ruston, La.	83	17,500	26	56	186	4	25-18-0	274	0	81	460	6	29	30	0	12-4-0	47	0	41	77
Sept. 19		Baylor	L	21-28	N	Shreveport, La.	68	21,000	20	33	58	0	53-30-1	307	2	86	365	21	55	165	3	22-14-1	303	1	77	468
Sept. 26		at Texas A&M	L	7-43	A	College Station, Texas	85	56,217	18	34	3	1	43-23-2	286	0	77	289	14	43	216	4	17-7-1	245	2	60	461
Oct. 3		UL-MONROE	L	0-35	H	Ruston, La.	73	23,500	18	26	56	0	42-18-3	148	0	68	204	28	39	144	4	55-32-2	459	1	94	603
Oct. 10	*	at Texas-Arlington	L	14-31	A	Arlington, Texas	-	5,128	19	40	138	2	35-19-1	184	0	75	322	21	53	318	2	15-5-1	115	2	68	433
Oct. 17	*	at Lamar	W	16-7	A	Beaumont, Texas	-	9,208	21	53	270	1	30-16-1	216	1	83	486	18	23	79	0	49-24-3	275	1	72	354
Oct. 24		vs. Northwestern State	W	37-33	N	Shreveport, La.	59	22,300	23	55	255	3	23-10-0	98	2	78	353	21	35	150	1	37-17-3	299	3	72	449
Oct. 31	*	UL-LAFAYETTE	T	17-17	H	Ruston, La.	71	13,500	22	41	151	1	46-19-4	242	1	87	393	13	36	67	0	35-16-0	217	2	71	284
Nov. 7	*	at McNeese State	L	20-27	A	Lake Charles, La.	-	20,000	13	34	80	1	31-15-2	188	1	65	268	21	61	242	3	10-4-0	114	0	71	356
Nov. 14	*	ARKANSAS STATE	W	32-0	H	Ruston, La.	60	15,000	19	28	124	2	35-17-1	309	2	63	433	19	48	128	0	30-17-4	177	0	78	305
TOTAL POINTS				**205-241**					**221**	**438**	**1,414**	**15**	**384-193-18**	**2,346**	**9**	**822**	**3,760**	**201**	**486**	**1,884**	**19**	**285-140-15**	**2,211**	**12**	**770**	**4,096**

1982
Southland Conference Co-Champions

Record: 10-3 (SLC: 5-0/T-1st; Home: 5-1; Away: 4-2; Neutral: 1-0) **Coach:** Billy Brewer **Captains:** Matt Dunigan, Mike Sorenson **Attendance:** 82,700 (6 home games; 13,783 avg. per game)

Date	Tech Rank	Opponent	W/L/T	Score	H/A/N	Location	Temp	Att.	Tech--Tech Rushing FD	Att	Yds	TD	Tech Passing A-C-I	Yds	TD	Tech Plays	Total Yds	Opp --Opp Rushing FD	Att	Yds	TD	Opp --Opp Passing A-C-I	Yds	TD	Opp Plays	Total Yds
Sept. 11		WEST TEXAS A&M	W	28-7	H	Ruston, La.	-	12,300	21	51	235	2	26-13-0	186	1	77	421	17	21	-22	1	42-24-4	274	0	62	252
Sept. 18		EASTERN MICHIGAN	W	49-12	H	Ruston, La.	-	17,000	21	25	99	2	40-23-?	360	3	67	459	18	-	-	-	-	-	-	-	-
Sept. 25		at Texas A&M	L	27-38	A	College Station, Texas	86	53,214	25	19	25	1	63-33-3	396	3	82	421	25	53	212	2	41-21-2	257	3	94	469
Oct. 2	*	at Texas-Arlington	W	17-14	A	Arlington, Texas	92	8,149	15	28	69	1	39-20-3	308	1	67	377	18	58	177	1	23-12-0	182	1	81	359
Oct. 9	*	at UL-Monroe	W	17-10	A	Monroe, La.	-	23,940	19	42	116	0	33-17-1	147	2	73	263	23	27	34	1	66-32-2	399	0	93	433
Oct. 16	*	LAMAR	W	40-13	H	Ruston, La.	64	14,800	26	50	185	2	37-21-1	243	3	87	428	13	30	45	1	31-13-2	199	0	61	244
Oct. 23		vs. Northwestern State	W	33-0	N	Shreveport, La.	58	17,626	24	40	227	1	34-19-1	323	3	74	550	14	34	33	0	45-21-4	180	0	79	213
Oct. 30	*	at Arkansas State	W	24-14	A	Jonesboro, Ark.	71	10,047	21	37	53	1	31-16-0	290	2	68	343	22	59	284	0	15-7-0	61	0	74	345
Nov. 6	*	MCNEESE STATE	W	35-14	H	Ruston, La.	55	17,600	28	42	168	1	44-30-0	287	4	86	455	24	48	258	2	20-9-2	128	0	68	386
Nov. 13		at UL-Lafayette	L	19-29	A	Lafayette, La.	49	18,963	19	15	28	1	54-22-2	260	1	69	288	28	46	161	2	41-21-0	293	2	87	454
Nov. 20		at Southern Miss	W	13-6	A	Hattiesburg, Miss.	65	31,256	19	21	48	0	48-24-3	245	1	69	293	26	67	213	0	29-14-3	140	0	96	353
NCAA I-AA Playoffs																										
Dec. 4	%	SOUTH CAROLINA ST.	W	38-3	H	Ruston, La.	56	13,000	25	33	202	2	49-23-1	272	3	82	474	15	43	50	0	33-11-4	137	0	76	187
Dec. 11	%	DELAWARE	L	0-17	H	Ruston, La.	43	8,000	17	29	46	0	47-22-3	239	0	76	285	16	27	210	2	8-6-1	101	0	65	311
TOTAL POINTS				**340-177**					**238**	**370**	**1,253**	**12**	**449-238-?**	**3,045**	**24**	**819**	**4298**	**228**	**-**	**-**	**12**	**-**	**-**	**8**	**-**	**-**

1983

Record: 4-7 (SLC: 2-4/6th; Home: 1-3; Away: 2-4; Neutral: 1-0) **Coach:** A.L. Williams **Captains:** Karl Terrebonne, Bonnie Ray Wilmer **Attendance:** 74,900 (4 home games; 18,725 avg. per game)

Date	Tech Rank	Opponent	W/L/T	Score	H/A/N	Location	Temp	Att.	Tech--Tech Rushing FD	Att	Yds	TD	Tech Passing A-C-I	Yds	TD	Tech Plays	Total Yds	Opp --Opp Rushing FD	Att	Yds	TD	Opp --Opp Passing A-C-I	Yds	TD	Opp Plays	Total Yds
Sept. 10		at New Mexico State	L	7-15	A	Las Cruces, N.M.	-	15,302	12	36	-27	0	37-17-5	262	1	73	235	11	58	117	-	24-8-1	61	1	82	178
Sept. 17		at Southern Miss	L	10-28	A	Hattiesburg, Miss.	78	28,342	14	42	13	1	29-17-1	280	0	71	293	19	58	188	3	25-10-2	175	1	83	363
Sept. 24	*	LAMAR	L	12-18	H	Ruston, La.	77	16,200	17	29	28	1	57-22-6	234	0	86	262	7	50	8	0	18-10-4	77	1	68	85
Oct. 1		CHATTANOOGA	W	17-14	H	Ruston, La.	80	16,600	19	47	84	1	34-21-1	229	1	81	313	16	57	194	1	13-6-0	111	1	70	305
Oct. 8	*	MCNEESE STATE	L	20-24	H	Ruston, La.	76	19,900	13	37	151	0	24-10-3	119	2	61	270	27	69	294	3	20-13-1	138	0	89	432
Oct. 15	*	at Arkansas State	L	7-21	A	Jonesboro, Ark.	-	14,288	17	19	11	0	45-26-4	338	1	64	349	23	66	280	3	19-11-1	113	0	85	393
Oct. 22		vs. Northwestern State	W	21-10	N	Shreveport, La.	60	13,996	12	39	39	2	28-13-1	123	0	67	162	14	50	65	2	25-9-1	67	0	75	132
Oct. 29	*	at North Texas	W	25-18	A	Denton, Texas	74	12,100	20	20	-34	0	53-26-1	285	2	73	251	17	56	113	0	27-15-3	147	1	83	260
Nov. 5	*	UL-MONROE	L	0-17	H	Ruston, La.	55	22,200	10	28	-17	0	33-15-4	191	0	61	174	19	60	273	1	22-10-2	138	1	82	411
Nov. 12	*	at Texas-Arlington	W	24-17	A	Arlington, Texas	-	4,055	17	47	128	1	29-14-1	158	2	76	286	16	43	130	1	20-11-0	170	1	63	300
Nov. 19		at UL-Lafayette	L	9-13	A	Lafayette, La.	59	5,000	17	38	144	0	30-14-2	89	1	68	233	19	68	308	1	8-3-0	28	0	76	336
TOTAL POINTS				**152-195**					**168**	**382**	**520**	**6**	**399-195-29**	**2,308**	**10**	**781**	**2,828**	**188**	**635**	**1,970**	**-**	**221-106-15**	**1,225**	**7**	**856**	**3,195**

1984
NCAA Division I-AA National Runner-Up; Southland Conference Co-Champions

Record: 10-5 (SLC: 5-1/T-1st; Home: 4-1; Away: 5-3; Neutral: 1-1) **Coach:** A.L. Williams **Captains:** Aldon Kelly, Karl Terrebone **Attendance:** 63,300 (4 home games; 15,575 avg. per game)

	Tech								Tech--Tech Rushing----Tech Passing--								Tech	Total	Opp	--Opp Rushing--			--Opp Passing--			Opp	Total
Date	Rank	Opponent	W/L/T	Score	H/A/N	Location	Temp	Att.	FD	Att	Yds	TD	A-C-I	Yds	TD	Plays	Yds	FD	Att	Yds	TD	A-C-I	Yds	TD	Plays	Yds
Sept. 1		at Southeastern La.	W	17-9	A	Hammond, La.	85	6,000	14	39	59	0	19-11-1	287	2	58	346	9	48	31	1	16-8-2	133	0	64	164
Sept. 8		UL-Lafayette	L	16-17	H	Ruston, La.	85	16,800	16	39	61	0	32-14-0	164	0	71	225	16	53	155	1	24-9-1	116	0	77	271
Sept. 15		at Southern Miss	L	0-34	A	Hattiesburg, Miss.	78	28,342	17	28	56	0	54-19-4	262	0	82	318	18	59	328	3	19-12-3	127	0	78	455
Sept. 22		at Ole Miss	L	8-14	A	Oxford, Miss.	-	28,413	11	37	77	1	34-15-1	183	0	71	257	8	50	107	2	28-16-0	146	0	78	277
Sept. 29	*	NORTH TEXAS	W	17-12	H	Ruston, La.	60	15,400	13	42	90	1	30-17-2	192	1	72	282	7	39	50	0	19-5-2	48	0	58	98
Oct. 6	*	at McNeese State	W	24-17	A	Lake Charles, La.	80	20,000	15	42	112	1	30-13-1	125	1	72	237	17	45	129	2	25-11-2	99	0	70	228
Oct. 13	*	ARKANSAS STATE	W	20-10	H	Ruston, La.	78	15,200	13	31	52	0	24-11-1	234	2	55	289	16	73	301	1	15-2-1	6	0	88	307
Oct. 20		vs. Northwestern State	W	5-0	N	Shreveport, La.	-	9,424	9	42	114	0	14-6-4	54	0	56	168	8	44	77	0	24-9-3	77	0	68	130
Oct. 27	*	at Lamar	W	22-7	A	Beaumont, Texas	83	4,114	20	41	152	0	40-19-3	209	1	81	361	15	38	50	0	35-18-3	158	1	73	208
Nov. 3	*	at UL-Monroe	L	10-12	A	Monroe, La.	-	23,452	15	42	116	0	36-9-1	113	1	78	229	11	43	90	0	27-13-0	158	1	70	248
Nov. 10	*	TEXAS-ARLINGTON	W	34-0	H	Ruston, La.	51	14,200	17	40	166	1	26-14-0	219	3	66	385	12	51	89	0	22-9-3	93	0	73	182
NCAA I-AA Playoffs																										
Nov. 24	%	MISSISSIPPI VALLEY ST.	W	66-19	H	Ruston, La.	55	17,500	27	56	408	5	24-13-0	295	4	80	703	32	37	130	1	76-45-6	488	2	113	618
Dec. 1	%	at Alcorn State	W	44-21	A	Jackson, Miss.	65	16,204	20	45	130	4	41-22-2	318	3	86	448	12	31	-67	1	32-19-0	300	2	63	233
Dec. 8	%	at Middle Tennessee	W	21-13	A	Murfreesboro, Tenn.	54	-	15	28	120	1	28-16-1	134	1	56	254	17	48	168	1	19-13-1	95	0	67	263
Dec. 15	%	Montana State	L	6-19	N	Charleston, S.C.	72	9,125	19	36	25	0	38-24-4	287	1	74	262	20	25	6	0	57-32-1	334	2	82	340
TOTAL POINTS				**152-195**					**160**	**423**	**1,055**	**4**	**339-148-18**	**2,042**	**11**	**762**	**3,097**	**137**	**543**	**1,407**	**10**	**254-112-20**	**1,161**	**2**	**797**	**2,568**

1985

Record: 8-3 (SLC: 4-2/2nd; Home: 4-1; Away: 3-2; Neutral: 1-0) **Coach:** A.L. Williams **Captains:** Doyle Adams, Ken Hetherington **Attendance:** 78,057 (5 home games; 15,611 avg. per game)

	Tech								Tech--Tech Rushing----Tech Passing--								Tech	Total	Opp	--Opp Rushing--			--Opp Passing--			Opp	Total
Date	Rank	Opponent	W/L/T	Score	H/A/N	Location	Temp	Att.	FD	Att	Yds	TD	A-C-I	Yds	TD	Plays	Yds	FD	Att	Yds	TD	A-C-I	Yds	TD	Plays	Yds
Sept. 7		at Southern Miss	L	0-28	A	Hattiesburg, Miss.	80	23,432	6	32	12	0	25-12-1	126	0	57	138	22	64	343	3	18-6-2	96	1	82	439
Sept. 14		UL-LAFAYETTE	W	24-23	H	Ruston, La.	72	17,000	15	49	127	1	22-11-2	192	2	71	319	11	44	76	1	18-7-1	91	0	62	167
Sept. 21		at West Texas State	W	20-10	A	Canyon, Texas	63	7,025	20	47	125	2	26-12-2	158	0	73	283	15	15	47	0	55-29-1	288	1	70	334
Sept. 28		SOUTHEASTERN LA.	W	40-7	H	Ruston, La.	73	18,224	15	42	140	4	26-12-0	164	0	68	304	22	37	93	0	51-21-3	244	1	88	337
Oct. 5	*	at North Texas	W	33-8	A	Denton, Texas	-	15,800	21	41	86	1	40-24-0	326	2	81	412	12	37	94	0	22-10-2	176	1	59	270
Oct. 12	*	MCNEESE STATE	W	35-3	H	Ruston, La.	79	17,833	16	33	131	1	40-18-2	289	3	73	420	14	44	104	0	30-10-4	139	0	74	243
Oct. 19	*	at Arkansas State	L	13-31	A	Jonesboro, Ark.	-	10,863	13	28	114	1	30-15-3	174	0	58	288	24	71	322	2	12-9-2	93	2	83	415
Oct. 26		vs. Northwestern State	W	33-17	N	Shreveport, La.	70	14,783	20	46	154	1	40-18-0	286	0	86	440	16	34	70	0	27-16-3	292	2	61	362
Nov. 2	*	LAMAR	W	23-22	H	Ruston, La.	49	3,200	19	40	101	0	28-15-0	182	1	68	283	21	48	256	1	31-18-1	188	2	79	444
Nov. 9	*	UL-MONROE	L	9-13	H	Ruston, La.	69	21,800	14	35	94	1	27-11-1	134	0	62	228	14	56	141	1	20-11-1	88	0	76	229
Nov. 16	*	at Texas-Arlington	W	29-14	A	Arlington, Texas	65	4,800	16	33	61	0	33-16-2	290	2	66	351	17	40	117	0	34-16-3	218	2	74	335
TOTAL POINTS				**259-176**					**173**	**426**	**1,145**	**13**	**337-164-13**	**2,321**	**11**	**763**	**3,466**	**188**	**490**	**1,663**	**8**	**318-154-23**	**1,912**	**12**	**808**	**3,575**

1986

Record: 6-4-1 (SLC: 3-2-0/T-2nd; Home: 2-1-0; Away: 4-3-0; Neutral: 0-0-1) **Coach:** A.L. Williams **Captains:** Walter Johnson, Clayton Shoemaker **Attendance:** 46,700 (3 home games; 15,567 avg. per game)

	Tech								Tech--Tech Rushing----Tech Passing--								Tech	Total	Opp	--Opp Rushing--			--Opp Passing--			Opp	Total
Date	Rank	Opponent	W/L/T	Score	H/A/N	Location	Temp	Att.	FD	Att	Yds	TD	A-C-I	Yds	TD	Plays	Yds	FD	Att	Yds	TD	A-C-I	Yds	TD	Plays	Yds
Aug. 30		at Tulsa	W	22-17	A	Tulsa, Okla.	-	25,667	14	43	170	2	26-15-0	124	0	69	294	20	63	242	2	12-4-3	85	0	75	327
Sept. 13		at Baylor	L	7-38	A	Waco, Texas	85	31,000	7	39	1	1	22-6-2	55	0	61	56	25	49	179	3	35-20-2	243	2	84	422
Sept. 20		WEST TEXAS A&M	W	24-21	H	Ruston, La.	75	11,600	23	49	178	3	24-15-1	205	0	73	383	21	30	60	1	48-24-1	262	1	78	322
Sept. 27		at Fresno State	L	10-34	A	Fresno, Calif.	-	34,528	11	46	22	0	29-10-3	109	1	70	137	24	40	37	1	39-20-2	301	3	79	338
Oct. 14	*	NORTH TEXAS	W	17-10	H	Ruston, La.	84	17,300	16	42	183	2	30-18-2	114	0	72	297	14	51	156	1	18-6-2	76	0	69	232
Oct. 11	*	at McNeese State	W	28-16	A	Lake Charles, La.	80	18,000	13	43	156	1	25-9-0	127	1	78	277	16	38	14	2	41-16-0	265	0	79	279
Oct. 18	*	ARKANSAS STATE	L	17-20	H	Ruston, La.	63	17,800	11	42	112	2	20-10-2	155	0	62	267	16	65	257	1	11-5-0	49	1	76	306
Oct. 25		vs. Northwestern State	T	13-13	N	Shreveport, La.	64	12,301	17	31	58	0	32-16-2	231	1	63	289	17	64	273	1	15-7-0	70	0	79	343
Nov. 1	*	at Lamar	W	39-20	A	Beaumont, Texas	-	3,225	23	45	196	3	35-18-0	238	0	80	434	19	35	53	1	34-18-4	289	1	69	342
Nov. 8	*	at UL-Monroe	L	6-20	A	Monroe, La.	-	20,381	11	37	13	0	33-12-2	136	0	70	149	11	40	87	1	28-9-1	154	1	68	241
Nov. 22		at UL-Lafayette	W	23-14	A	Lafayette, La.	73	15,780	18	58	207	0	22-9-3	129	2	80	336	13	37	57	1	32-10-3	115	1	69	172
TOTAL POINTS				**206-223**					**164**	**475**	**1,296**	**14**	**298-138-17**	**1,623**	**5**	**778**	**2,919**	**196**	**512**	**1,415**	**15**	**313-139-18**	**1,909**	**10**	**825**	**3,324**

1987
I-AA Independent

Record: 3-8 (Home: 1-2; Away: 3-4; Neutral: 1-0) **Coach:** Carl Torbush **Captains:** David O'Neal, Mike Turner **Attendance:** 55,055 (3 home games; 18,352 avg. per game)

	Tech								Tech--Tech Rushing----Tech Passing--								Tech	Total	Opp	--Opp Rushing--			--Opp Passing--			Opp	Total
Date	Rank	Opponent	W/L/T	Score	H/A/N	Location	Temp	Att.	FD	Att	Yds	TD	A-C-I	Yds	TD	Plays	Yds	FD	Att	Yds	TD	A-C-I	Yds	TD	Plays	Yds
Sept. 5		at Baylor	L	3-13	A	Waco, Texas	93	22,535	12	43	104	0	29-11-1	136	0	72	240	17	46	48	0	25-15-0	162	1	71	210
Sept. 12		UL-MONROE	L	7-44	H	Ruston, La.	85	24,975	8	26	14	0	33-13-1	136	1	59	122	25	46	105	3	48-29-0	414	2	92	519
Sept. 19		at Mississippi State	L	13-14	A	Starkville, Miss.	73	23,200	17	36	106	0	39-21-1	233	1	75	339	13	43	134	0	20-10-0	145	2	63	279
Sept. 26		at Kansas	W	16-11	A	Lawrence, Kan.	-	23,200	9	43	153	1	26-9-0	74	1	69	227	14	49	207	1	37-10-5	143	0	86	350
Oct. 3		at Chattanooga	L	18-20	A	Chattanooga, Tenn.	-	8,450	13	34	65	0	35-15-2	209	1	69	274	9	48	140	1	24-10-1	99	1	72	239
Oct. 10		MCNEESE STATE	W	7-3	H	Ruston, La.	83	16,300	11	48	99	1	21-8-2	59	0	69	158	17	30	58	0	51-22-3	208	0	81	266
Oct. 17		at Arkansas State	L	3-37	A	Jonesboro, Ark.	-	17,311	10	27	45	0	25-7-2	86	0	52	131	20	69	296	3	4-2-1	77	1	73	373
Oct. 24		vs. Northwestern State	W	23-0	N	Shreveport, La.	-	15,232	14	51	185	0	17-8-1	97	0	68	282	14	38	72	0	28-12-5	171	0	69	243
Oct. 31		at Texas A&M	L	3-32	A	College Station, Texas	80	53,779	8	46	57	0	19-6-1	45	0	65	102	14	50	207	2	15-5-1	47	0	65	254
Nov. 14		MISSOURI STATE	L	10-13	H	Ruston, La.	71	13,780	16	36	107	0	40-17-0	233	1	76	340	16	45	85	1	29-17-0	209	0	74	294
Nov. 21		at North Texas	L	5-10	A	Denton, Texas	-	8,125	13	40	82	0	26-9-1	136	0	66	218	20	55	210	0	16-9-2	157	1	71	367
TOTAL POINTS				**108-197**					**131**	**430**	**1,017**	**2**	**310-124-12**	**1,444**	**5**	**740**	**2,461**	**179**	**519**	**1,562**	**11**	**297-141-18**	**1,832**	**8**	**817**	**3,394**

1988

Record: 4-7 (Home: 2-2; Away: 2-4; Neutral: 0-1) **Coach:** Joe Peace **Captains:** Eldonta Osborne, David Perez **Attendance:** 78,551 (5 home games; 15,710 avg. per game/3 Ruston games; 14,818 avg.)

	Tech								Tech--Tech Rushing----				Tech Passing--			Tech	Total	Opp --Opp Rushing--				--Opp Passing--			Opp	Total
Date	Rank	Opponent	W/L/T	Score	H/A/N	Location	Temp	Att.	FD	Att	Yds	TD	A-C-I	Yds	TD	Plays	Yds	FD	Att	Yds	TD	A-C-I	Yds	TD	Plays	Yds
Sept. 3		at Mississippi State	L	14-21	A	Starkville, Miss.	79	28,747	13	29	92	2	32-16-1	156	0	61	248	15	48	150	2	32-10-1	105	0	70	255
Sept. 10		Houston	L	0-60	N	Shreveport, La.	81	18,222	17	36	-72	0	55-20-2	224	0	91	152	32	26	89	2	74-46-2	549	5	100	638
Sept. 17		at Wyoming	L	6-38	A	Laramie, Wyo.	71	18,128	8	36	69	0	17-5-2	71	0	53	140	32	43	163	4	50-27-0	419	1	93	582
Sept. 24		NICHOLLS STATE	W	31-10	H	Ruston, La.	86	18,339	21	36	95	1	42-21-0	264	3	78	359	16	31	17	1	40-26-2	306	0	71	323
Oct. 1		at Kansas State	W	31-28	A	Manhattan, Kan.	-	24,000	24	39	118	1	53-26-1	375	2	92	493	22	40	101	0	42-18-4	362	4	82	483
Oct. 8		UL-LAFAYETTE	W	19-16	H	Ruston, La.	68	18,615	17	34	124	1	42-22-2	193	0	76	317	17	37	39	0	35-16-1	285	2	72	324
Oct. 22		at Florida State	L	3-66	A	Tallahassee, Fla.	78	51,703	9	27	3	0	37-12-2	133	0	64	136	28	41	185	1	50-27-0	346	5	91	531
Oct. 29		ARKANSAS STATE	L	22-31	H	Ruston, La.	59	15,875	23	32	154	1	35-20-5	248	2	67	402	19	67	297	3	9-5-0	76	1	76	373
Nov. 5		at Texas A&M	L	17-56	A	College Station, Texas	75	48,023	12	22	7	0	45-16-2	191	1	67	184	25	68	299	6	16-10-1	129	1	84	428
Nov. 12		SOUTHERN MISS	L	19-26	H	Ruston, La.	75	7,500	22	35	145	1	51-24-1	247	1	86	392	15	41	129	2	27-13-0	159	0	68	356
Nov. 19		at UL-Monroe	W	23-0	A	Monroe, La.	-	17,500	6	34	59	3	37-10-1	54	0	71	113	10	44	-14	0	34-9-6	173	0	78	159
TOTAL POINTS				**185-352**					**172**	**360**	**780**	**10**	**446-191-19**	**2,156**	**9**	**806**	**2,936**	**230**	**486**	**1,455**	**22**	**399-207-17**	**2,909**	**19**	**885**	**4,364**

1989
I-A Independent

Record: 5-4-1 [4-6 Forfeit Adjusted] (Home: 3-0; Away: 2-4-1) **Coach:** Joe Peace **Captains:** Derrick Douglas, Eldonta Osborne **Attendance:** 57,900 (3 home games; 19,300 avg. per game)

	Tech								Tech--Tech Rushing----				Tech Passing--			Tech	Total	Opp --Opp Rushing--				--Opp Passing--			Opp	Total
Date	Rank	Opponent	W/L/T	Score	H/A/N	Location	Temp	Att.	FD	Att	Yds	TD	A-C-I	Yds	TD	Plays	Yds	FD	Att	Yds	TD	A-C-I	Yds	TD	Plays	Yds
Sept. 2		at UL-Lafayette	W	40-14	A	Lafayette, La.	93	20,200	17	46	174	1	26-14-1	126	1	72	300	21	35	141	0	32-11-4	112	1	67	253
Sept. 9		at Western Michigan	L	20-24	A	Kalamazoo, Mich.	80	20,242	19	39	136	2	43-17-2	245	1	82	381	16	34	31	0	36-10-3	316	2	70	347
Sept. 16		at Florida	L	7-34	A	Gainesville, Fla.	74	65,109	10	38	108	1	29-9-3	79	0	67	187	18	49	254	1	14-7-0	261	3	63	515
Sept. 30	F	at East Carolina	T	29-29	A	Greenville, N.C.	74	25,462	25	51	242	2	39-18-1	224	1	90	466	17	33	94	3	35-15-1	183	0	68	277
Oct. 7		at Akron	L	24-31	A	Akron, Ohio	49	13,107	19	31	130	2	40-17-0	237	1	71	367	24	58	253	4	26-11-1	133	0	84	386
Oct. 14		NORTHERN ILLINOIS	W	42-21	H	Ruston, La.	83	17,300	21	29	99	1	31-22-0	293	5	60	392	21	70	332	3	15-6-0	49	0	85	381
Oct. 21		at Arkansas State	W	40-37	A	Jonesboro, Ark.	-	15,891	14	25	67	3	27-16-1	190	1	52	257	26	69	305	5	13-9-0	207	0	82	512
Oct. 28		TULSA	W	34-31	H	Ruston, La.	70	17,100	27	55	247	1	25-12-2	171	2	80	418	21	32	126	0	39-19-1	277	4	71	403
Nov. 4	F	UL-MONROE	W	24-6	H	Ruston, La.	-	23,500	23	48	178	1	33-21-1	220	2	81	426	15	26	61	0	43-18-2	168	1	69	229
Nov. 11		at #11 Auburn	L	23-38	A	Auburn, Ala.	77	77,237	19	38	158	1	38-19-1	241	1	76	399	19	40	207	4	27-14-2	231	1	67	438
TOTAL POINTS				**283-265**					**195**	**401**	**1,544**	**15**	**332-165-12**	**2,023**	**15**	**733**	**3,567**	**198**	**446**	**1,820**	**20**	**280-128-14**	**1,937**	**12**	**726**	**3,757**

1990

Record: 8-3-1 (Home: 5-0-0; Away: 3-3-0; Neutral: 0-0-1) **Coach:** Joe Peace **Captains:** Michael Richardson, Bobby Slaughter **Attendance:** 85,430 (5 home games; 17,086 avg. per game)

	Tech								Tech--Tech Rushing----				Tech Passing--			Tech	Total	Opp --Opp Rushing--				--Opp Passing--			Opp	Total
Date	Rank	Opponent	W/L/T	Score	H/A/N	Location	Temp	Att.	FD	Att	Yds	TD	A-C-I	Yds	TD	Plays	Yds	FD	Att	Yds	TD	A-C-I	Yds	TD	Plays	Yds
Sept. 1		at East Carolina	L	17-27	A	Greenville, N.C.	84	30,690	24	33	144	1	44-21-3	278	1	77	422	18	52	136	2	23-15-0	149	1	75	285
Sept. 8		at McNeese State	W	51-3	A	Lake Charles, La.	86	17,178	35	53	283	3	46-29-1	396	3	99	679	6	25	26	10	29-12-1	137	0	54	163
Sept. 15		at Western Michigan	L	21-27	A	Kalamazoo, Mich.	80	17,046	18	39	136	2	43-17-2	245	1	82	381	16	34	136	0	36-18-3	316	2	70	347
Sept. 22		ARKANSAS STATE	W	40-7	H	Ruston, La.	-	18,325	27	43	217	1	28-18-0	303	2	72	520	13	27	100	0	16-8-1	143	1	44	230
Sept. 29		UL-LAFAYETTE	W	24-10	H	Ruston, La.	-	19,680	24	60	350	3	15-6-2	49	0	75	399	12	42	184	1	23-7-1	90	0	65	274
Oct. 6		at #5 Auburn	L	14-16	A	Auburn, Ala.	84	72,350	14	38	113	1	19-11-0	117	1	57	230	23	41	134	1	37-24-0	272	0	78	406
Oct. 13		at Tulsa	W	35-21	A	Tulsa, Okla.	-	17,658	16	47	185	3	33-14-1	229	2	80	414	15	47	236	2	24-8-4	67	1	71	303
Oct. 27		STEPHEN F. AUSTIN	W	31-22	H	Ruston, La.	77	17,600	24	35	83	1	38-22-1	346	2	73	429	22	36	104	0	36-20-4	224	3	72	328
Nov. 3		at UL-Monroe	W	31-7	A	Monroe, La.	-	21,752	16	-	170	-	27-16-1	164	2	-	334	17	-	133	-	-	171	-	-	304
Nov. 10		AKRON	W	36-15	H	Ruston, La.	-	14,600	26	45	226	3	30-16-0	224	1	75	450	16	39	87	1	21-15-2	154	1	60	241
Nov. 17		COLORADO STATE	W	31-30	H	Ruston, La.	-	15,225	23	42	264	3	25-16-1	162	1	67	426	24	52	212	3	24-13-1	189	1	76	401
Independence Bowl																										
Dec. 15	^	vs. Maryland	T	34-34	N	Shreveport, La.	-	48,325	16	47	191	3	18-11-1	115	1	65	306	25	39	150	3	29-18-3	254	2	68	404
TOTAL POINTS				**364-219**					**261**	**480**	**2,335**	**23**	**358-200-11**	**2,613**	**16**	**838**	**4,948**	**194**	**450**	**1,580**	**12**	**316-160-19**	**1,811**	**10**	**766**	**3,391**

1991

Record: 8-1-2 (Home: 4-0-0; Away: 4-1-2) **Coach:** Joe Peace **Captains:** Lorenza Baker, Glenn Hunt **Attendance:** 69,125 (4 home games; 17,281 avg. per game)

	Tech								Tech--Tech Rushing----				Tech Passing--			Tech	Total	Opp --Opp Rushing--				--Opp Passing--			Opp	Total
Date	Rank	Opponent	W/L/T	Score	H/A/N	Location	Temp	Att.	FD	Att	Yds	TD	A-C-I	Yds	TD	Plays	Yds	FD	Att	Yds	TD	A-C-I	Yds	TD	Plays	Yds
Aug. 31		at #12 Houston	L	3-73	A	Houston, Texas	DOME	30,082	10	39	20	0	42-14-2	110	0	81	130	36	19	72	0	66-43-0	630	10	85	702
Sept. 14		MONTANA	W	21-11	H	Ruston, La.	-	17,825	23	49	276	2	26-17-0	173	1	75	449	17	25	15	0	48-22-1	331	1	73	346
Sept. 21		at Eastern Michigan	W	17-14	A	Ypsilanti, Mich.	63	13,941	20	36	164	1	28-17-3	205	1	64	369	18	55	192	1	7-2-1	30	1	62	222
Sept. 28		at Arkansas State	W	42-10	A	Jonesboro, Ark.	79	16,385	26	46	309	2	26-19-0	221	4	72	530	20	42	111	1	28-12-2	162	0	60	273
Oct. 5		at Northern Illinois	W	37-3	A	DeKalb, Ill.	43	9,519	24	47	237	3	32-17-0	195	1	79	432	15	53	109	0	13-5-0	58	0	66	167
Oct. 12		at South Carolina	T	12-12	A	Columbia, S.C.	82	52,400	19	42	166	0	30-19-2	214	1	72	380	16	28	49	0	28-17-1	260	2	56	309
Oct. 26		at UL-Lafayette	T	14-14	A	Lafayette, La.	75	18,083	24	53	272	1	25-15-0	149	1	78	421	12	36	164	2	17-8-0	77	0	53	241
Nov. 2		UL-MONROE	W	35-10	H	Ruston, La.	-	24,450	26	56	347	3	17-13-0	137	0	73	484	16	23	74	0	36-19-1	264	1	59	338
Nov. 9		SOUTHERN ILLINOIS	W	48-16	H	Ruston, La.	49	15,650	27	49	468	6	18-9-0	169	1	67	637	21	37	74	2	43-20-3	247	0	80	321
Nov. 16		SOUTHERN MISS	W	30-14	H	Ruston, La.	70	11,200	19	45	162	2	25-21-0	240	1	70	402	14	34	92	1	28-14-0	197	1	62	289
Nov. 23		at UTEP	W	21-17	A	El Paso, Texas	49	16,123	23	58	250	2	21-9-2	117	0	79	367	14	34	153	1	28-13-0	179	0	62	332
TOTAL POINTS				**280-178**					**241**	**520**	**2,671**	**23**	**289-170-9**	**1,946**	**13**	**731**	**4,617**	**199**	**386**	**1,105**	**8**	**342-175-9**	**2,436**	**16**	**722**	**3,541**

1992

Record: 5-6 (Home: 4-0; Away: 1-6) **Coach:** Joe Peace **Captains:** Myron Baker, Willie Roaf **Attendance:** 70,450 (4 home games; 17,613 avg. per game)

	Tech								Tech--Tech Rushing----				Tech Passing--			Tech	Total	Opp --Opp Rushing--				--Opp Passing--			Opp	Total
Date	Rank	Opponent	W/L/T	Score	H/A/N	Location	Temp	Att.	FD	Att	Yds	TD	A-C-I	Yds	TD	Plays	Yds	FD	Att	Yds	TD	A-C-I	Yds	TD	Plays	Yds
Sept. 5		at Baylor	W	10-9	A	Waco, Texas	88	33,434	20	36	124	1	38-14-2	244	0	74	368	21	54	258	0	11-4-0	44	0	65	302
Sept. 12		EASTERN MICHIGAN	W	31-17	H	Ruston, La.	82	21,450	25	49	210	4	20-14-1	214	0	69	424	16	39	114	1	23-10-1	165	1	62	279
Sept. 19		at Southern Mississippi	L	13-16	A	Hattiesburg, Miss.	87	15,168	14	42	138	1	25-12-1	123	0	67	261	10	30	105	0	29-15-0	164	1	59	269
Sept. 26		at #7 Alabama	L	0-13	A	Birmingham, Ala.	70	77,622	5	27	8	0	26-13-0	125	0	53	117	14	44	67	0	23-11-1	100	0	67	167
Oct. 3		at Fresno State	L	14-48	A	Fresno, Calif.	72	33,934	17	37	54	1	34-13-1	177	1	71	231	25	48	179	1	24-17-1	226	6	72	405
Oct. 10		UL-LAFAYETTE	W	21-7	H	Ruston, La.	-	17,800	18	38	207	3	23-13-1	126	0	61	333	14	47	147	0	19-8-1	85	1	66	232
Oct. 17		EAST TENNESSEE ST.	W	65-7	H	Ruston, La.	-	17,000	29	51	419	7	27-17-1	196	1	78	615	9	41	55	1	16-9-4	64	0	57	119
Oct. 31		ARKANSAS STATE	W	23-0	H	Ruston, La.	-	14,200	26	43	237	1	34-19-0	187	0	77	424	7	33	44	0	24-10-3	55	0	57	99
Nov. 7		at South Carolina	L	13-14	A	Columbia, S.C.	53	57,547	23	46	123	1	39-22-4	257	0	85	380	5	26	63	0	21-7-1	55	0	47	118
Nov. 14		at Ole Miss	L	6-13	A	Oxford, Miss.	62	22,500	12	30	82	0	37-14-1	132	1	67	214	14	56	163	0	15-8-0	188	1	71	351
Nov. 21		at West Virginia	L	3-23	A	Morgantown, W.Va.	58	27,751	14	37	149	0	33-13-2	104	0	70	253	24	52	269	0	23-12-0	212	2	75	481
TOTAL POINTS				**199-167**					**203**	**436**	**1,735**	**19**	**336-164-14**	**1,885**	**3**	**772**	**3,620**	**159**	**470**	**1,464**	**3**	**228-111-12**	**1,358**	**12**	**698**	**2,822**

1993
Big West Conference Membership Begins

Record: 2-9 [3-8 Forfeit Adjusted] (BWC: 2-4/T-6th; Home: 2-2; Away: 1-6) **Coach:** Joe Peace **Captains:** Carlos Bolton, Cliff Parks **Attendance:** 44,400 (4 home games; 11,100 avg. per game)

Date	Tech Rank	Opponent	W/L/T	Score	H/A/N	Location	Temp	Att.	Tech FD	Tech Rushing Att	Tech Rushing Yds	Tech Rushing TD	Tech Passing A-C-I	Tech Passing Yds	Tech Passing TD	Tech Plays	Tech Total Yds	Opp FD	Opp Rushing Att	Opp Rushing Yds	Opp Rushing TD	Opp Passing A-C-I	Opp Passing Yds	Opp Passing TD	Opp Plays	Opp Total Yds
Sept. 14		at #10 Tennessee	L	0-50	A	Knoxville, Tenn.	78	95,106	12	29	35	0	39-15-4	197	0	68	232	28	46	282	2	31-18-0	244	4	77	526
Sept. 18		at South Carolina	L	3-34	A	Columbia, S.C.	82	69,208	13	33	54	0	31-16-1	114	0	64	168	23	42	281	2	34-17-1	350	2	76	631
Sept. 25	F	at #2 Alabama	W (F)	3-56	A	Birmingham, Ala.	90	83,091	7	37	87	0	12-5--2	44	0	49	131	25	47	178	4	16-13-0	230	3	63	408
Oct. 2	*	ARKANSAS STATE	W	17-3	H	Ruston, La.	75	14,000	16	40	234	2	21-9-2	145	2	61	379	10	36	40	0	28-13-0	153	0	64	193
Oct. 16		at East Carolina	L	28-31	A	Greenville, N.C.	70	27,103	15	35	111	2	32-18-2	217	1	67	328	21	44	136	1	29-18-1	246	3	73	382
Oct. 23	*	at San Jose State	L	8-31	A	San Jose, Calif.	73	15,145	21	41	157	0	39-18-6	188	0	80	345	18	36	192	1	26-14-2	202	2	62	394
Oct. 30	*	NORTHERN ILLINOIS	W	17-16	H	Ruston, La.	42	9,200	11	41	101	0	19-10-0	199	2	65	232	17	55	182	2	14-8-2	94	0	69	276
Nov. 6	*	UNLV	L	23-28	H	Ruston, La.	52	17,200	25	28	43	1	48-27-4	382	1	76	425	18	44	143	1	27-14-2	136	2	71	279
Nov. 13	*	at Utah State	L	13-24	A	Logan, Utah	37	15,324	12	27	91	1	35-14-1	177	0	62	268	22	44	215	0	28-21-0	308	3	88	523
Nov. 20		CENTRAL FLORIDA	L	16-38	H	Ruston, La.	44	4,000	26	54	153	1	27-15-0	174	0	81	327	27	50	253	3	22-14-0	163	2	72	416
Nov. 27	*	at UL-Lafayette	L	17-21	A	Lafayette, La.	53	19,127	14	26	26	1	38-13-0	185	1	64	211	21	54	126	3	25-19-1	219	0	79	345
TOTAL POINTS				**145-332**					**172**	**389**	**1,081**	**8**	**341-160-22**	**2,022**	**5**	**737**	**3,114**	**230**	**498**	**2,013**	**19**	**296-169-9**	**2,345**	**21**	**794**	**4,358**

1994

Record: 3-8 (BWC: 1-5/9th; Home: 2-3; Away: 1-5) **Coach:** Joe Peace **Captains:** Jason Cooper, Fred Price **Attendance:** 70,368 (5 home games; 14,074 avg. per game)

Date	Tech Rank	Opponent	W/L/T	Score	H/A/N	Location	Temp	Att.	Tech FD	Tech Rushing Att	Tech Rushing Yds	Tech Rushing TD	Tech Passing A-C-I	Tech Passing Yds	Tech Passing TD	Tech Plays	Tech Total Yds	Opp FD	Opp Rushing Att	Opp Rushing Yds	Opp Rushing TD	Opp Passing A-C-I	Opp Passing Yds	Opp Passing TD	Opp Plays	Opp Total Yds
Sept. 3		at Baylor	L	3-44	A	Waco, Texas	87	28,769	8	38	141	0	39-21-4	141	0	59	180	18	58	261	3	21-11-1	150	1	79	411
Sept. 10		HOUSTON	W	32-7	H	Ruston, La.	74	17,408	20	53	234	2	19-13-0	167	1	72	401	14	24	64	0	37-20-1	141	1	61	205
Sept. 17		at South Carolina	L	6-31	A	Columbia, S.C.	78	65,498	12	42	81	0	21-6-1	62	0	63	143	26	46	225	2	28-16-1	140	2	74	365
Oct. 1	*	UL-LAFAYETTE	L	3-13	H	Ruston, La.	81	21,800	17	31	80	0	34-15-3	219	0	65	299	14	52	221	0	13-6-0	74	1	65	295
Oct. 8	*	at UNLV	L	20-24	A	Las Vegas, Nev.	80	10,358	29	54	192	1	47-24-2	269	1	101	461	17	28	94	0	37-17-1	210	3	65	304
Oct. 15	*	UTAH STATE	L	3-7	H	Ruston, La.	59	5,030	16	33	60	0	42-17-0	151	0	75	211	15	41	135	0	21-11-1	93	1	62	228
Oct. 22	*	at Northern Illinois	L	17-27	A	DeKalb, Ill.	66	12,968	23	22	72	0	58-28-2	415	2	80	487	19	69	320	3	12-7-1	60	0	81	380
Oct. 29		at West Virginia	L	16-52	A	Morgantown, W.Va.	-	48,284	23	37	141	1	56-21-4	233	0	93	374	27	48	328	1	30-13-1	261	4	78	589
Nov. 5		NORTHWESTERN STATE	W	38-28	H	Ruston, La.	63	16,020	29	54	265	5	22-13-0	170	0	76	435	22	39	156	2	22-15-1	204	1	61	360
Nov. 12	*	SAN JOSE STATE	L	6-27	H	Ruston, La.	59	10,110	20	41	237	0	29-9-1	70	0	70	307	22	39	164	2	32-19-1	210	1	71	374
Nov. 19	*	at Arkansas State	W	20-14	A	Jonesboro, Ark.	60	5,736	14	37	144	1	28-17-1	153	0	65	297	15	30	74	0	31-20-0	253	2	61	327
TOTAL POINTS				**164-274**					**211**	**441**	**1,609**	**10**	**377-167-16**	**1,948**	**4**	**819**	**3,595**	**209**	**474**	**2,043**	**12**	**284-155-9**	**1,796**	**17**	**758**	**3,839**

1995

Record: 5-6 (BWC: 2-4/T-8th; Home: 2-1; Away: 2-5; Neutral: 1-0) **Coach:** Joe Peace **Captains:** Shannon Jenkins, Lance Reed, Grant Williams **Attendance:** 66,260 (4 home games; 16,565 avg. per game/3 Ruston games; 15,855 avg.)

Date	Tech Rank	Opponent	W/L/T	Score	H/A/N	Location	Temp	Att.	Tech FD	Tech Rushing Att	Tech Rushing Yds	Tech Rushing TD	Tech Passing A-C-I	Tech Passing Yds	Tech Passing TD	Tech Plays	Tech Total Yds	Opp FD	Opp Rushing Att	Opp Rushing Yds	Opp Rushing TD	Opp Passing A-C-I	Opp Passing Yds	Opp Passing TD	Opp Plays	Opp Total Yds
Aug. 31		at Bowling Green	W	28-21	A	Bowling Green, Ohio	-	22,222	22	38	194	1	38-16-1	197	3	76	391	24	49	79	0	36-19-6	247		85	398
Sept. 9		at Houston	W	19-7	A	Houston, Texas	-	20,520	14	40	266	2	30-13-3	148	0	70	414	15	32	74	1	53-31-0	287	0	85	361
Sept. 16		at South Carolina	L	21-68	A	Columbia, S.C.	73	70,411	20	27	210	3	44-21-0	224	0	71	434	32	37	270	3	44-26-1	409	5	81	679
Sept. 23	*	ARKANSAS STATE	W	28-25	H	Ruston, La.	71	18,615	29	48	206	2	44-27-1	289	2	92	495	16	17	59	2	53-27-1	237	1	70	296
Sept. 30		Tulsa	W	27-23	N	Shreveport, La.	88	18,695	16	36	170	0	26-12-1	289	3	62	459	24	47	202	1	37-17-2	185	0	84	387
Oct. 7	*	at New Mexico State	L	13-48	A	Las Cruces, N.M.	72	13,603	15	44	236	1	26-11-3	146	0	70	382	20	40	196	1	32-16-3	341	5	72	537
Oct. 14	*	at Pacific	L	41-47	A	Stockton, Calif.	85	14,231	28	36	144	2	42-31-2	445	4	78	589	22	34	155	3	31-23-0	232	2	65	387
Oct. 21	*	NEVADA	L	45-49	H	Ruston, La.	81	18,825	34	30	152	3	65-37-0	455	3	95	607	36	35	191	1	50-35-2	535	2	85	726
Nov. 4	*	at UL-Lafayette	L	33-40	A	Lafayette, La.	53	17,333	14	25	132	1	35-19-0	217	2	60	349	28	45	162	2	39-26-1	354	3	84	516
Nov. 11		at Vanderbilt	L	6-29	A	Nashville, Tenn.	36	16,101	16	24	95	0	42-20-3	158	1	66	253	15	47	169	3	22-11-3	149	0	69	318
Nov. 18	*	NORTHERN ILLINOIS	W	59-14	H	Ruston, La.	81	10,125	34	47	281	2	28-20-0	280	6	75	561	16	54	211	0	10-5-1	280	2	64	324
TOTAL POINTS				**320-371**					**242**	**395**	**2,086**	**17**	**420-227-14**	**2,848**	**24**	**815**	**4,934**	**248**	**437**	**1,868**	**17**	**407-236-20**	**3,109**	**25**	**844**	**4,977**

1996
I-A Independent

Record: 6-5 (Home: 3-1; Away: 3-3; Neutral: 0-1) **Coach:** Gary Crowton **Captains:** None **Attendance:** 96,185 (5 home games; 19,237 avg. per game/4 Ruston games; 16,679 avg.)

Date	Tech Rank	Opponent	W/L/T	Score	H/A/N	Location	Temp	Att.	Tech FD	Tech Rushing Att	Tech Rushing Yds	Tech Rushing TD	Tech Passing A-C-I	Tech Passing Yds	Tech Passing TD	Tech Plays	Tech Total Yds	Opp FD	Opp Rushing Att	Opp Rushing Yds	Opp Rushing TD	Opp Passing A-C-I	Opp Passing Yds	Opp Passing TD	Opp Plays	Opp Total Yds
Aug. 31		MIDDLE TENNESSEE	W	20-0	H	Ruston, La.	74	17,912	21	37	114	0	38-21-5	252	2	75	366	12	38	78	0	33-14-1	128	0	71	206
Sept. 7		Baylor	L	16-24	N	Shreveport, La.	75	29,469	19	20	60	0	48-21-3	334	1	68	394	18	42	150	1	35-20-1	163	2	77	313
Sept. 14		at Central Michigan	W	38-37	A	Mt. Pleasant, Mich.	60	19,022	21	36	139	2	32-16-1	326	3	68	465	27	61	197	1	28-14-1	205	4	89	402
Sept. 21		at Mississippi State	W	38-23	A	Starkville, Miss.	75	-	22	32	110	1	41-28-0	300	4	73	410	24	35	169	1	42-18-2	256	2	77	425
Sept. 28		UL-LAFAYETTE	L	31-37	H	Ruston, La.	70	20,432	18	33	163	2	29-18-1	248	2	62	411	25	47	162	3	34-19-0	300	1	81	462
Oct. 5		at Texas A&M	L	13-63	A	College Station, Texas	72	52,522	23	29	84	0	59-31-3	329	1	88	413	26	54	425	7	17-9-0	181	1	71	606
Oct. 12		at Arkansas	L	21-38	A	Little Rock, Ark.	73	46,341	19	19	67	0	53-30-0	378	3	72	445	26	42	285	4	25-16-2	208	1	67	493
Oct. 19		TOLEDO	W	61-20	H	Ruston, La.	76	17,052	30	27	94	0	47-34-0	604	8	74	698	22	45	224	1	37-21-2	225	2	82	449
Oct. 26		UAB	W	35-31	H	Ruston, La.	73	11,320	28	33	158	1	43-24-1	293	3	76	451	29	55	301	5	17-10-1	183	0	72	484
Nov. 2		at Northern Illinois	W	40-14	A	DeKalb, Ill.	33	6,208	18	31	143	0	30-20-1	273	4	61	416	17	53	153	1	23-12-2	127	0	76	280
Nov. 9		at Arkansas State	L	38-55	A	Jonesboro, Ark.	46	9,642	27	33	107	1	55-36-2	441	4	88	548	21	39	267	4	31-23-1	322	3	70	589
TOTAL POINTS				**401-292**					**246**	**330**	**1,239**	**7**	**475-279-17**	**3,778**	**35**	**805**	**5,017**	**247**	**511**	**2,411**	**29**	**297-160-11**	**2,068**	**15**	**808**	**4,479**

1997

Record: 9-2 (Home: 4-0; Away: 4-2; Neutral: 1-0) **Coach:** Gary Crowton **Captains:** None **Attendance:** 105,866 (5 home games; 21,173 avg. per game/4 Ruston games; 20,264 avg.)

Date	Tech Rank	Opponent	W/L/T	Score	H/A/N	Location	Temp	Att.	Tech FD	Tech Rushing Att	Tech Rushing Yds	Tech Rushing TD	Tech Passing A-C-I	Tech Passing Yds	Tech Passing TD	Tech Plays	Tech Total Yds	Opp FD	Opp Rushing Att	Opp Rushing Yds	Opp Rushing TD	Opp Passing A-C-I	Opp Passing Yds	Opp Passing TD	Opp Plays	Opp Total Yds
Aug. 30		BOWLING GREEN	W	30-23	H	Ruston, La.	92	19,569	23	25	42	1	39-25-0	358	3	64	400	22	37	88	2	40-23-0	249	0	77	337
Sept. 13		UL-MONROE	W	17-16	H	Ruston, La.	88	28,714	17	35	72	0	31-20-1	269	2	66	341	18	39	118	1	39-18-1	206	0	78	324
Sept. 20		CENTRAL MICHIGAN	W	56-28	H	Ruston, La.	93	15,239	25	20	155	2	43-31-1	510	6	63	665	28	50	196	3	39-21-3	269	1	89	465
Sept. 27		at Arkansas	L	13-17	A	Little Rock, Ark.	86	51,291	22	23	48	0	63-36-2	393	1	86	441	19	35	83	0	34-14-1	240	2	69	323
Oct. 4		California	W	41-34	N	Shreveport, La.	78	24,812	26	28	201	2	52-24-0	343	3	80	544	28	48	235	3	37-21-1	314	2	85	549
Oct. 11		at #8 Auburn	L	13-49	A	Auburn, Ala.	80	84,761	26	29	108	0	55-30-2	274	2	84	382	30	34	190	2	34-21-3	360	4	68	550
Oct. 18		ARKANSAS STATE	W	42-14	H	Ruston, La.	69	17,532	26	28	119	1	45-31-0	415	4	73	534	20	37	98	1	37-18-3	172	1	74	270
Oct. 25		at Boise State	W	31-27	A	Boise, Idaho	48	20,016	25	34	165	2	43-29-2	335	2	77	500	23	48	286	2	21-9-3	111	0	69	397
Nov. 1		at Alabama	W	26-20	A	Tuscaloosa, Ala.	70	70,123	23	34	161	0	48-29-0	361	3	82	522	23	36	127	1	36-17-0	262	2	72	389
Nov. 8		at UAB	W	32-29	A	Birmingham, Ala.	58	17,225	26	34	156	2	44-29-3	332	3	78	488	24	32	141	3	41-22-0	224	1	73	365
Nov. 15		at UL-Lafayette	W	63-24	A	Lafayette, La.	43	10,083	25	28	264	4	34-17-0	375	5	62	639	24	52	132	1	32-15-2	231	2	84	363
TOTAL POINTS				**364-281**					**264**	**318**	**1,491**	**14**	**495-301-11**	**3,965**	**34**	**813**	**5,456**	**259**	**448**	**1,694**	**19**	**390-199-17**	**2,638**	**15**	**823**	**4,332**

1998

Record: 6-6 (Home: 4-1; Away: 2-5) **Coach:** Gary Crowton **Captains:** None **Attendance:** 83,738 (5 home games; 16,748 avg. per game)

Date	Tech Rank	Opponent	W/L/T	Score	H/A/N	Location	Temp	Att.	Tech FD	Tech Rush Att	Tech Rush Yds	Tech Rush TD	Tech Pass A-C-I	Tech Pass Yds	Tech Pass TD	Tech Plays	Tech Total Yds	Opp FD	Opp Rush Att	Opp Rush Yds	Opp Rush TD	Opp Pass A-C-I	Opp Pass Yds	Opp Pass TD	Opp Plays	Opp Total Yds
Aug. 29		at #4 Nebraska	L	27-56	A	Lincoln, Neb.	90	76,021	25	14	-21	0	68-46-1	590	4	82	569	29	56	289	6	13-10-0	173	1	69	462
Sept. 5		CENTRAL FLORIDA	L	30-64	H	Ruston, La.	94	23,575	30	18	12	1	67-44-0	528	3	85	540	29	34	190	4	37-24-0	370	4	71	560
Sept. 12		at #18 Texas A&M	L	7-28	A	College Station, Texas	75	55,073	17	19	84	1	47-30-2	239	0	66	323	28	54	210	3	30-15-0	139	0	84	349
Sept. 19		UL-LAFAYETTE	W	77-14	H	Ruston, La.	88	16,460	33	48	381	4	34-20-0	389	6	82	770	10	32	84	1	27-8-2	123	1	59	207
Sept. 26		at Wyoming	L	19-31	A	Laramie, Wyo.	66	14,924	26	25	122	0	51-31-2	352	2	76	474	23	40	142	0	29-21-0	303	3	69	445
Oct. 3		BOISE STATE	W	63-28	H	Ruston, La.	80	17,623	27	21	59	1	49-31-0	602	8	70	661	26	38	78	3	54-26-3	228	1	92	306
Oct. 10		at UL-Monroe	W	44-14	A	Monroe, La.	66	28,725	27	30	130	2	40-34-2	413	4	70	543	18	40	128	1	30-15-2	170	1	70	298
Oct. 17		UAB	W	54-23	H	Ruston, La.	82	13,876	26	22	75	1	39-28-0	362	5	61	437	24	44	124	2	34-18-2	262	1	78	386
Oct. 24		at Auburn	L	17-32	A	Auburn, Ala.	70	74,823	18	22	99	1	46-27-4	227	1	68	326	12	49	166	2	13-6-0	100	1	62	266
Oct. 31		NICHOLLS STATE	W	32-29	H	Ruston, La.	-	12,204	27	24	121	2	53-36-0	460	6	77	581	22	23	107	2	45-32-2	360	2	68	467
Nov. 7		at Arkansas State	W	69-21	A	Jonesboro, Ark.	40	8,316	31	28	178	3	49-38-0	552	7	77	730	26	44	223	3	37-18-3	226	0	81	449
Nov. 26		at #11 Tulane	L	30-63	A	New Orleans, La.	DOME	37,391	29	23	54	2	57-37-2	471	2	80	525	32	44	303	6	26-19-0	330	3	70	633
TOTAL POINTS				**493-402**					**315**	**294**	**1,319**	**18**	**601-402-14**	**5,185**	**48**	**895**	**6,504**	**280**	**498**	**2,070**	**33**	**375-212-14**	**2,784**	**18**	**873**	**4,854**

1999

Record: 8-3 (Home: 3-0; Away: 5-2; Neutral: 0-1) **Coach:** Jack Bicknell **Captains:** None **Attendance:** 101,633 (4 home games; 25,408 per game avg./3 Ruston games; 20,435 avg.)

Date	Tech Rank	Opponent	W/L/T	Score	H/A/N	Location	Temp	Att.	Tech FD	Tech Rush Att	Tech Rush Yds	Tech Rush TD	Tech Pass A-C-I	Tech Pass Yds	Tech Pass TD	Tech Plays	Tech Total Yds	Opp FD	Opp Rush Att	Opp Rush Yds	Opp Rush TD	Opp Pass A-C-I	Opp Pass Yds	Opp Pass TD	Opp Plays	Opp Total Yds
Aug. 28		at #1 Florida State	L	7-41	A	Tallahassee, Fla.	96	72,702	16	17	19	0	52-31-2	250	1	69	269	24	37	128	2	42-25-1	290	2	79	418
Sept. 4		#6 Texas A&M	L	17-37	N	Shreveport, La.	80	40,328	27	20	10	0	68-47-2	360	2	88	370	24	40	219	2	28-17-0	252	2	68	471
Sept. 11		SAM HOUSTON ST.	W	55-17	H	Ruston, La.	86	16,621	21	31	108	3	28-23-0	359	3	59	467	28	53	158	2	28-15-1	174	0	81	332
Sept. 18		at #18 Alabama	W	29-28	A	Birmingham, Ala.	85	80,312	24	27	16	0	52-29-1	400	4	79	416	17	41	202	2	20-8-1	104	0	61	306
Oct. 2		at UL-Lafayette	W	41-31	A	Lafayette, La.	79	19,724	20	33	288	3	23-9-0	213	2	56	501	23	48	160	2	37-17-3	160	2	85	259
Oct. 16		MIDDLE TENNESSEE	W	42-18	H	Ruston, La.	78	17,324	37	34	200	2	59-44-2	439	4	93	639	20	21	37	1	43-31-1	284	1	64	321
Oct. 23		at Central Florida	W	46-35	A	Orlando, Fla.	79	16,535	30	17	-7	1	63-47-1	597	5	80	590	27	27	155	3	49-27-0	336	2	76	491
Oct. 30		at Toledo	W	34-17	A	Toledo, Ohio	70	17,904	27	20	38	0	66-44-1	508	3	86	546	20	40	179	1	38-22-2	200	1	78	379
Nov. 6		UL-MONROE	W	58-17	H	Ruston, La.	67	27,360	24	24	23	1	52-38-0	437	1	76	460	21	29	61	2	39-23-2	232	6	68	293
Nov. 13		at UAB	W	41-20	A	Birmingham, Ala.	76	18,672	20	20	17	1	35-25-0	466	5	55	483	24	56	270	2	30-14-0	144	0	86	414
Nov. 26	#25	at Southern California	L	19-45	A	Los Angeles, Calif.	71	45,070	24	13	35	0	68-35-3	405	3	81	440	27	55	309	4	20-11-1	137	1	75	446
TOTAL POINTS				**389-306**					**270**	**256**	**747**	**12**	**566-372-12**	**4,434**	**38**	**822**	**5,181**	**255**	**447**	**2,169**	**22**	**374-210-12**	**2,313**	**12**	**821**	**4,130**

2000

Record: 3-9 (Home: 2-2; Away: 1-7) **Coach:** Jack Bicknell **Captains:** Brian Bradford, Sean Cangelosi, James Jordan, Quincy Stewart **Attendance:** 66,542 (4 home games; 16,636 per game avg.)

Date	Tech Rank	Opponent	W/L/T	Score	H/A/N	Location	Temp	Att.	Tech FD	Tech Rush Att	Tech Rush Yds	Tech Rush TD	Tech Pass A-C-I	Tech Pass Yds	Tech Pass TD	Tech Plays	Tech Total Yds	Opp FD	Opp Rush Att	Opp Rush Yds	Opp Rush TD	Opp Pass A-C-I	Opp Pass Yds	Opp Pass TD	Opp Plays	Opp Total Yds
Aug. 26		MISSISSIPPI VALLEY ST.	W	63-10	H	Ruston, La.	95	18,565	29	37	190	5	34-29-1	362	4	71	552	18	36	97	0	33-14-2	186	1	69	283
Sept. 2		at #8 Kansas State	L	10-54	A	Manhattan, Kan.	109	48,902	25	29	72	0	54-33-4	319	1	83	391	23	41	267	2	23-13-0	233	3	64	500
Sept. 9		at Penn State	L	7-67	A	State College, Pa.	77	94,955	8	19	45	0	33-16-5	122	1	52	167	28	63	299	3	22-16-0	194	5	85	493
Sept. 16		STEPHEN F. AUSTIN	L (2OT)	31-34	H	Ruston, La.	80	17,320	26	38	187	1	38-26-1	282	3	76	469	26	47	221	3	25-14-1	169	1	72	390
Sept. 23		at Tulsa	L	10-22	A	Tulsa, Okla.	72	17,673	21	42	196	0	24-14-2	141	1	66	337	21	45	177	1	28-14-0	141	1	73	318
Oct. 7		at Middle Tennessee	L	21-49	A	Murfreesboro, Tenn.	45	11,302	21	31	127	2	41-26-2	217	1	72	344	24	44	335	6	22-16-0	201	0	66	536
Oct. 14		UL-LAFAYETTE	W	48-14	H	Ruston, La.	81	18,125	29	24	97	0	48-35-1	399	6	72	496	16	47	219	0	26-10-1	81	1	73	300
Oct. 21		at #25 Auburn	L	28-38	A	Auburn, Ala.	-	82,140	29	17	36	0	65-47-2	433	4	82	469	21	48	301	5	18-12-1	135	0	66	436
Oct. 28		at #2 Miami (Fla.)	L	31-42	A	Miami, Fla.	84	46,617	28	18	67	1	72-42-3	418	3	90	485	29	48	331	4	31-16-3	185	1	79	516
Nov. 4		CENTRAL FLORIDA	L	16-20	H	Ruston, La.	60	12,532	27	28	53	1	52-34-2	363	1	80	416	14	24	47	1	37-18-1	254	2	61	301
Nov. 11		at UL-Monroe	W	42-19	A	Monroe, La.	48	14,756	27	28	138	1	38-27-1	404	4	66	542	20	38	114	1	30-22-1	200	2	68	314
Nov. 18		at Hawai'i	L	10-27	A	Honolulu, Hawai'i	71	31,963	16	20	32	0	47-28-4	255	1	67	287	25	29	124	2	51-31-1	391	2	80	515
TOTAL POINTS				**317-396**					**286**	**331**	**1,240**	**11**	**546-357-28**	**3,715**	**30**	**877**	**4,955**	**265**	**510**	**2,532**	**28**	**346-196-11**	**2,370**	**19**	**856**	**4,902**

2001

Western Athletic Conference Membership Begins; Western Athletic Conference Champions

Record: 7-5 (WAC: 6-1/1st; Home: 3-0; Away: 3-4; Neutral: 1-1) **Coach:** Jack Bicknell **Captains:** None **Attendance:** 81,730 (4 home games; 20,432 per game avg./3 Ruston games; 19,742 avg.)

Date	Tech Rank	Opponent	W/L/T	Score	H/A/N	Location	Temp	Att.	Tech FD	Tech Rush Att	Tech Rush Yds	Tech Rush TD	Tech Pass A-C-I	Tech Pass Yds	Tech Pass TD	Tech Plays	Tech Total Yds	Opp FD	Opp Rush Att	Opp Rush Yds	Opp Rush TD	Opp Pass A-C-I	Opp Pass Yds	Opp Pass TD	Opp Plays	Opp Total Yds
Sept. 1	*	SMU	W	36-6	N	Shreveport, La.	72	22,505	15	24	56	2	35-22-1	189	0	59	245	23	32	70	0	54-25-1	216	0	86	286
Sept. 8		at Oklahoma State	L	23-30	A	Stillwater, Okla.	80	41,205	20	26	13	0	54-29-2	286	1	80	299	18	48	165	2	22-11-1	137	0	70	302
Sept. 29	*	at #10 Fresno State	L	28-38	A	Fresno, Calif.	76	42,881	22	23	69	0	60-32-2	368	4	83	437	28	43	247	3	42-26-0	319	2	85	566
Oct. 6	*	SAN JOSE STATE	W	41-20	H	Ruston, La.	57	19,236	30	30	168	0	42-31-0	407	5	72	575	19	42	206	1	27-12-3	192	1	69	398
Oct. 13	*	at Nevada	W	45-42	A	Reno, Nev.	65	15,481	34	32	105	2	49-30-0	456	4	81	561	26	52	321	4	27-19-1	196	1	79	517
Oct. 20		at #20 Auburn	L (OT)	41-48	A	Auburn, Ala.	73	86,036	25	25	152	2	52-27-5	381	3	77	533	29	40	173	1	48-28-4	381	5	88	554
Oct. 27	*	RICE	W (OT)	41-38	H	Ruston, La.	67	23,368	23	37	104	3	45-30-1	384	2	82	488	28	57	199	3	32-17-0	273	2	89	472
Nov. 3	*	BOISE STATE	W	48-42	H	Ruston, La.	79	16,621	22	26	52	2	47-30-0	464	4	73	516	28	39	155	2	49-30-2	351	3	88	506
Nov. 10	*	at UTEP	W	53-30	A	El Paso, Texas	55	24,075	24	43	223	1	31-20-1	227	5	74	450	22	39	198	4	30-18-2	229	0	69	427
Nov. 17		at Kansas State	L	7-40	A	Manhattan, Kan.	68	47,069	9	20	31	0	38-16-2	144	1	58	175	30	66	338	5	24-16-3	205	0	90	543
Nov. 24	*	at Tulsa	W	19-7	A	Tulsa, Okla.	53	12,173	22	43	233	1	28-16-0	137	1	71	370	18	45	191	1	30-12-1	116	0	75	307
Humanitarian Bowl																										
Dec. 31	^	Clemson	L	24-49	N	Boise, Idaho	32	23,472	25	26	49	2	59-29-3	401	1	85	450	28	55	273	2	29-16-1	275	5	84	548
TOTAL POINTS				**413-398**					**271**	**355**	**1,255**	**15**	**540-312-17**	**3,844**	**31**	**895**	**5,099**	**297**	**558**	**2,538**	**28**	**414-230-19**	**2,890**	**19**	**972**	**5,428**

2002

Record: 4-8 (WAC: 3-5 WAC/7th; Home: 2-1; Away: 0-7; Neutral: 2-0) **Coach:** Jack Bicknell **Captains:** None **Attendance:** 92,383 (5 home games; 18,477 per game avg./4 Ruston games; 15,248 avg.)

Date	Tech Rank	Opponent	W/L/T	Score	H/A/N	Location	Temp	Att.	Tech FD	Tech Rush Att	Tech Rush Yds	Tech Rush TD	Tech Pass A-C-I	Tech Pass Yds	Tech Pass TD	Tech Plays	Tech Total Yds	Opp FD	Opp Rush Att	Opp Rush Yds	Opp Rush TD	Opp Pass A-C-I	Opp Pass Yds	Opp Pass TD	Opp Plays	Opp Total Yds
Aug. 31		Oklahoma State	W	39-36	N	Shreveport, La.	86	31,391	25	23	38	2	66-38-0	448	3	89	486	17	30	158	2	41-22-0	204	3	71	362
Sept. 7		at Clemson	L	13-33	A	Clemson, S.C.	79	71,000	20	26	80	1	44-26-3	213	0	70	293	20	35	87	3	44-26-0	249	0	79	336
Sept. 14	*	TULSA	W	53-9	H	Ruston, La.	95	18,600	19	41	290	2	24-14-1	223	3	65	513	11	31	50	0	33-17-0	175	1	64	225
Sept. 21		at #15 Penn State	L	17-49	A	State College, Pa.	76	103,987	23	23	41	0	62-39-3	414	2	85	455	25	44	298	5	22-15-0	169	1	66	467
Sept. 28		at #24 Texas A&M	L	3-31	A	College Station, Texas	90	72,802	10	21	79	0	43-23-1	172	0	64	251	22	43	206	3	30-15-0	238	1	73	444
Oct. 5	*	at Rice	L	20-37	A	Houston, Texas	DOME	20,895	15	27	95	2	37-22-3	189	0	64	284	18	59	249	3	8-4-0	137	1	67	386
Oct. 19	*	at SMU	L	34-37	A	Dallas, Texas	66	14,836	13	22	135	3	35-14-1	259	1	57	394	24	58	162	2	30-21-1	296	3	88	458
Oct. 26	*	NEVADA	W	50-47	H	Ruston, La.	60	15,315	17	25	92	3	29-20-0	376	3	54	468	31	44	195	4	40-31-2	338	3	84	533
Nov. 9	*	at San Jose State	L	30-42	A	San Jose, Calif.	65	6,391	25	31	141	1	48-29-2	341	3	79	482	22	34	156	1	35-26-1	406	4	69	562
Nov. 16	*	at #23 Boise State	L	10-36	A	Boise, Idaho	54	28,413	23	22	84	0	56-32-1	355	1	78	439	23	36	144	1	33-19-1	399	4	69	543
Nov. 23	*	UTEP	W	38-24	N	Shreveport, La.	-	9,267	27	23	184	4	43-29-3	421	1	66	605	26	48	149	3	40-24-0	248	0	88	397
Dec. 5	*	FRESNO STATE	L	13-45	H	Ruston, La.	35	17,810	17	26	123	0	40-19-1	222	2	66	345	31	55	260	3	27-18-0	321	3	82	581
TOTAL POINTS				**320-426**					**234**	**310**	**1,382**	**18**	**527-305-19**	**3,633**	**19**	**837**	**5,015**	**270**	**517**	**2,114**	**30**	**383-238-5**	**3,180**	**24**	**900**	**5,294**

2003

Record: 5-7 (WAC: 3-5/7th; Home: 1-3; Away: 4-3; Neutral: 0-1) **Coach:** Jack Bicknell **Attendance:** 103,890 (5 home games; 20,778 per game avg./4 Ruston games; 15,153 avg.)
Captains: Aaron Capps, Maxie Causey, Antonio Crow, D.J. Curry, Chris Van Hoy, Luke McCown, Chris Norwood, John Nash, Jonte Price, Booker T. Washington

									Tech--Tech Rushing----				Tech Passing--			Tech	Total	Opp	--Opp Rushing--			--Opp Passing--			Opp	Total
Date	Rank	Opponent	W/L/T	Score	H/A/N	Location	Temp	Att.	FD	Att	Yds	TD	A-C-I	Yds	TD	Plays	Yds	FD	Att	Yds	TD	A-C-I	Yds	TD	Plays	Yds
Aug. 28		#2 Miami (Fla.)	L	9-48	N	Shreveport, La.	84	43,279	13	19	64	0	34-19-2	246	0	53	310	26	43	192	1	35-18-1	275	2	78	467
Sept. 6		at UL-Lafayette	W	34-3	A	Lafayette, La.	85	24,211	26	39	183	2	35-21-1	266	2	74	449	14	23	95	0	39-24-1	197	0	62	292
Sept. 13		at Michigan State	W	20-19	A	East Lansing, Mich.	76	72,387	23	19	61	0	63-35-3	436	3	82	497	17	42	169	1	30-19-0	192	0	72	361
Sept. 20	*	at Fresno State	L	6-16	A	Fresno, Calif.	86	38,093	12	21	91	0	33-21-1	165	0	54	256	22	53	299	1	33-18-2	153	0	86	452
Oct. 4	*	BOISE STATE	L	37-43	H	Ruston, La.	83	17,859	24	13	103	1	57-30-1	456	3	70	559	34	45	163	2	61-41-0	569	3	106	732
Oct. 11	*	at UTEP	W	38-35	A	El Paso, Texas	74	28,144	27	39	165	2	40-22-0	328	2	79	493	21	38	250	5	33-18-2	285	0	71	535
Oct. 18	*	HAWAI'I	L	41-44	H	Ruston, La.	82	19,128	34	46	218	2	49-31-1	405	3	95	623	28	23	104	1	46-33-4	534	5	69	638
Oct. 25	*	at Nevada	W	42-34	A	Reno, Nev.	69	22,157	29	42	207	3	34-23-0	283	2	76	490	26	46	223	5	36-18-1	315	0	82	538
Nov. 1		at #7 LSU	L	10-49	A	Baton Rouge, La.	78	91,879	13	25	121	0	39-16-2	220	1	64	341	27	41	281	2	31-25-0	372	4	72	653
Nov. 8	*	SMU	W	41-6	H	Ruston, La.	62	14,872	17	34	192	2	22-11-1	209	2	56	401	15	43	162	0	20-10-2	80	0	63	242
Nov. 15	*	at Tulsa	L	18-48	A	Tulsa, Okla.	57	28,862	21	44	152	2	27-12-4	161	0	71	313	23	45	242	4	31-20-1	241	3	76	483
Nov. 29	*	RICE	L	14-49	H	Ruston, La.	53	8,752	19	19	97	0	49-26-0	344	2	68	441	35	89	672	7	5-3-0	61	0	94	733
TOTAL POINTS				**310-394**					**258**	**360**	**1,654**	**14**	**482-267-16**	**3,519**	**20**	**842**	**5,173**	**288**	**531**	**2,852**	**29**	**400-247-14**	**3,274**	**17**	**931**	**6,126**

2004

Record: 6-6 (WAC: 5-3/T-3rd; Home: 3-1; Away: 2-5; Neutral: 1-0) **Coach:** Jack Bicknell **Attendance:** 87,740 (5 home games; 17,548 per game avg./4 Ruston games; 20,007 avg.)
Captains: Travon Brown, Jemelle Cage, Aaron Capps, Julius Cosby, Erick Franklin, Chris Van Hoy, John Nash

									Tech--Tech Rushing----				Tech Passing--			Tech	Total	Opp	--Opp Rushing--			--Opp Passing--			Opp	Total
Date	Rank	Opponent	W/L/T	Score	H/A/N	Location	Temp	Att.	FD	Att	Yds	TD	A-C-I	Yds	TD	Plays	Yds	FD	Att	Yds	TD	A-C-I	Yds	TD	Plays	Yds
Sept. 6	*	NEVADA	W	38-21	H	Ruston, La.	88	21,127	19	47	285	5	16-8-1	149	0	63	434	19	34	7	0	38-23-0	244	3	72	251
Sept. 11		UL-LAFAYETTE	W	24-20	H	Ruston, La.	86	22,467	27	43	308	5	28-17-1	183	1	71	491	22	27	83	1	54-31-2	327	1	81	410
Sept. 18		at #4 Miami (Fla.)	L	0-48	A	Miami, Fla.	88	53,721	10	41	52	0	20-8-0	131	0	61	183	17	35	184	3	22-12-1	167	1	57	351
Sept. 25		at #8 Tennessee	L	17-42	A	Knoxville, Tenn.	80	104,257	16	29	66	1	33-18-2	264	1	62	330	26	51	347	2	22-13-0	248	4	73	595
Oct. 2	*	#17 FRESNO STATE	W	28-21	H	Ruston, La.	83	18,330	23	42	244	4	26-15-0	158	0	68	402	20	48	269	1	28-13-2	104	1	76	373
Oct. 9		at #6 Auburn	L	7-52	A	Auburn, Ala.	73	77,016	12	34	37	0	25-14-2	185	1	59	222	18	40	198	2	21-16-0	274	4	61	472
Oct. 16	*	at SMU	W	41-10	A	Dallas, Texas	76	13,117	19	40	277	3	27-19-0	313	2	67	590	21	31	62	0	53-26-4	288	1	84	350
Oct. 23	*	UTEP	L	27-44	H	Ruston, La.	87	18,103	15	40	192	2	28-9-3	151	0	68	343	13	40	150	1	30-17-0	259	4	70	409
Nov. 6	*	at Hawai'i	L	23-34	A	Honolulu, Hawai'i	80	32,879	23	48	275	2	26-12-0	147	1	74	422	20	20	86	0	42-26-1	285	4	62	371
Nov. 13	*	Tulsa	W	38-21	N	Shreveport, La.	52	7,713	21	43	269	3	26-11-0	164	1	69	433	22	47	198	2	27-13-2	156	1	74	354
Nov. 20	*	at #12 Boise State	L	14-55	A	Boise, Idaho	40	30,462	16	33	156	1	34-16-2	138	1	67	294	35	55	278	6	34-22-0	351	1	89	629
Nov. 29	*	at Rice	W	51-14	A	Houston, Texas DOME		8,317	20	50	242	2	11-7-0	174	3	61	416	20	59	257	2	12-5-1	72	0	71	329
TOTAL POINTS				**308-382**					**221**	**490**	**2,403**	**25**	**300-154-11**	**2,157**	**11**	**790**	**4,560**	**253**	**487**	**2,119**	**20**	**383-217-13**	**2,775**	**25**	**870**	**4,894**

2005

Record: 7-4 (WAC: 6-2/T-3rd; Home: 4-1; Away: 3-3) **Coach:** Jack Bicknell **Attendance:** 82,080 (5 home games; 16,416 per game avg.)
Captains: Donald Allen, Aaron Lips, Barry Robertson, Bryan Santiago, Tramon Williams, Quarvay Winbush

									Tech--Tech Rushing----				Tech Passing--			Tech	Total	Opp	--Opp Rushing--			--Opp Passing--			Opp	Total
Date	Rank	Opponent	W/L/T	Score	H/A/N	Location	Temp	Att.	FD	Att	Yds	TD	A-C-I	Yds	TD	Plays	Yds	FD	Att	Yds	TD	A-C-I	Yds	TD	Plays	Yds
Sept. 10		at #10 Florida	L	3-41	A	Gainesville, Fla.	88	90,099	10	26	45	0	32-11-3	117	0	58	162	22	49	251	4	24-14-0	224	2	73	475
Sept. 17		at Kansas	L	14-34	A	Lawrence, Kan.	75	41,237	20	30	38	0	46-26-4	257	2	76	295	13	32	41	1	31-19-2	236	3	63	277
Oct. 1	*	NEW MEXICO STATE	W	34-14	H	Ruston, La.	85	17,318	22	42	177	2	39-22-0	249	2	81	426	19	25	92	1	43-25-4	261	1	68	353
Oct. 8	*	HAWAI'I	W	46-14	H	Ruston, La.	-	16,242	26	54	327	4	20-14-0	149	2	74	476	17	15	11	1	37-26-1	269	1	52	280
Oct. 15	*	at Nevada	L	27-37	A	Reno, Nev.	61	8,377	14	32	68	2	39-13-1	161	1	71	229	26	44	189	2	45-25-1	269	2	89	458
Oct. 22		NORTH TEXAS	W	40-14	H	Ruston, La.	-	19,481	25	41	227	3	35-24-0	283	1	76	510	15	36	188	0	23-10-2	99	2	59	287
Oct. 29	*	SAN JOSE STATE	W	31-14	H	Ruston, La.	-	12,758	16	47	197	2	33-18-1	329	2	80	526	17	38	160	1	29-11-1	161	1	67	321
Nov. 5	*	at Utah State	W	27-17	A	Logan, Utah	41	9,457	20	38	126	2	26-16-0	150	1	64	276	22	38	106	2	44-27-0	372	0	82	478
Nov. 12	*	at Idaho	W	41-38	A	Moscow, Idaho DOME		15,012	19	40	215	2	32-18-1	284	3	72	499	24	27	81	0	51-27-3	343	2	78	424
Nov. 26	*	BOISE STATE	L	13-30	H	Ruston, La.	-	16,281	17	25	56	0	32-17-0	180	1	57	236	23	54	260	2	17-10-0	137	2	71	397
Dec. 2	*	at #23 Fresno State	W	40-28	A	Fresno, Calif.	49	36,525	21	53	147	2	22-13-0	251	3	75	398	25	24	89	0	54-33-3	358	3	78	444
TOTAL POINTS				**317-281**					**220**	**428**	**1,623**	**19**	**356-192-10**	**2,410**	**18**	**784**	**4,033**	**223**	**382**	**1,465**	**14**	**398-227-16**	**2,729**	**19**	**780**	**4,194**

2006

Record: 3-10 (WAC: 1-7/T-8th; Home: 2-3; Away: 1-7) **Coach:** Jack Bicknell **Captains:** Dez Abrams, Anthony James, Brannon Jackson, Josh Muse, Eric Newman **Attendance:** 72,928 (5 home games; 14,586 per game avg.)

									Tech--Tech Rushing----				Tech Passing--			Tech	Total	Opp	--Opp Rushing--			--Opp Passing--			Opp	Total
Date	Rank	Opponent	W/L/T	Score	H/A/N	Location	Temp	Att.	FD	Att	Yds	TD	A-C-I	Yds	TD	Plays	Yds	FD	Att	Yds	TD	A-C-I	Yds	TD	Plays	Yds
Sept. 2		at #20 Nebraska	L	10-49	A	Lincoln, Neb.	57	85,181	13	21	67	0	32-13-1	238	1	53	305	30	48	252	3	36-24-1	332	4	84	584
Sept. 16		NICHOLLS STATE	W	31-21	H	Ruston, La.	90	18,765	22	42	178	2	22-13-0	203	2	64	381	14	50	141	2	11-4-0	83	1	61	224
Sept. 23		at Texas A&M	L	14-45	A	College Station, Texas	73	68,563	13	24	73	1	32-13-0	229	1	56	302	22	34	153	3	33-21-0	336	3	67	489
Sept. 30		at #18 Clemson	L	0-51	A	Clemson, S.C.	68	81,000	16	29	33	0	46-23-4	226	0	75	259	21	41	393	3	17-10-0	133	2	58	526
Oct. 7	*	at #20 Boise State	L	14-55	A	Boise, Idaho	67	30,572	20	35	141	2	35-17-1	163	0	70	304	24	42	265	4	23-15-0	224	2	65	489
Oct. 14	*	IDAHO	L	14-24	H	Ruston, La.	79	19,231	15	27	74	2	26-11-4	137	0	53	211	17	44	144	3	27-14-1	238	0	71	382
Oct. 21	*	UTAH STATE	W	48-35	H	Ruston, La.	60	14,463	21	47	344	2	18-13-0	226	4	65	570	18	36	124	2	28-12-2	249	2	64	373
Oct. 28	*	at San Jose State	L	10-44	A	San Jose, Calif.	77	12,897	11	22	41	1	34-16-0	181	0	56	222	24	58	476	4	17-11-0	168	2	75	644
Nov. 4		at North Texas	W	34-31	A	Denton, Texas	62	11,103	25	29	142	0	32-23-0	306	4	61	448	18	45	188	1	26-13-3	227	3	71	415
Nov. 11	*	at #20 Hawai'i	L	17-61	A	Honolulu, Hawai'i	78	32,083	21	41	135	0	38-17-2	225	2	79	360	27	12	112	3	44-30-1	506	5	56	618
Nov. 18	*	NEVADA	L	0-42	H	Ruston, La.	60	9,383	16	33	163	0	27-14-2	168	0	60	331	19	42	213	5	23-13-1	196	1	65	409
Nov. 24	*	FRESNO STATE	L	27-34	H	Ruston, La.	-	11,086	22	36	166	2	31-18-2	189	1	67	355	19	38	336	1	23-14-1	142	3	61	478
Dec. 2	*	at New Mexico State	L	23-50	A	Las Cruces, N.M.	53	13,568	22	29	135	1	40-23-3	296	2	69	431	32	25	133	4	58-44-0	518	3	83	651
TOTAL POINTS				**242-376**					**237**	**415**	**1,692**	**13**	**431-214-19**	**2,787**	**17**	**828**	**4,479**	**285**	**515**	**2,930**	**38**	**366-225-10**	**3,352**	**31**	**881**	**6,282**

2007

Record: 5-7 (WAC: 4-4/T-4th; Home: 3-2; Away: 2-5) **Coach:** Derek Dooley **Captains:** Quin Harris, Patrick Jackson, Tyler Miller, Josh Muse **Attendance:** 92,812 (5 home games; 18,562 per game avg.)

									Tech--Tech Rushing----				Tech Passing--			Tech	Total	Opp	--Opp Rushing--			--Opp Passing--			Opp	Total
Date	Rank	Opponent	W/L/T	Score	H/A/N	Location	Temp	Att.	FD	Att	Yds	TD	A-C-I	Yds	TD	Plays	Yds	FD	Att	Yds	TD	A-C-I	Yds	TD	Plays	Yds
Sept. 1		CENTRAL ARKANSAS	W	28-7	H	Ruston, La.	-	20,240	13	36	190	3	23-12-0	71	1	59	261	28	42	110	0	52-30-5	276	1	94	386
Sept. 8	*	#20 HAWAI'I	L (2OT)	44-45	H	Ruston, La.	-	22,135	26	49	223	4	36-23-0	187	2	85	410	32	20	45	2	61-43-1	548	4	81	593
Sept. 15		at #8 California	L	12-42	A	Berkeley, Calif.	68	58,057	18	38	121	0	33-19-2	153	2	71	274	25	36	217	3	36-22-1	230	2	72	447
Sept. 29	*	at Fresno State	L	6-17	A	Fresno, Calif.	70	38,104	21	38	100	0	49-23-0	182	0	87	282	14	43	170	1	22-8-1	92	1	65	262
Oct. 6		at Ole Miss	L	0-24	A	Oxford, Miss.	89	45,138	16	48	150	0	31-17-0	151	0	79	301	13	23	65	0	32-16-3	167	2	55	232
Oct. 13	*	NEW MEXICO STATE	W	22-21	H	Ruston, La.	78	18,211	20	26	98	0	47-37-0	269	2	73	367	19	36	65	1	40-29-0	319	2	76	384
Oct. 20	*	BOISE STATE	L	31-45	H	Ruston, La.	72	19,199	26	43	208	3	42-24-3	255	1	85	463	18	35	137	1	35-21-2	328	5	70	465
Oct. 27	*	at Utah State	W	31-21	A	Logan, Utah	55	8,543	30	53	288	4	29-23-1	230	0	82	518	17	35	106	1	26-17-1	220	2	61	326
Nov. 3	*	at Idaho	W	28-16	A	Moscow, Idaho DOME		10,479	22	53	211	2	26-16-1	227	1	79	438	17	26	67	0	49-17-3	218	0	75	285
Nov. 10		at #2 LSU	L	10-58	A	Baton Rouge, La.	68	92,512	15	35	67	0	39-20-2	189	1	74	256	22	40	321	3	30-16-2	374	4	70	595
Nov. 17	*	SAN JOSE STATE	W	27-23	H	Ruston, La.	-	13,027	18	38	152	0	36-22-1	261	3	74	413	23	26	105	1	47-28-0	369	1	73	474
Dec. 1	*	at Nevada	L	10-49	A	Reno, Nev.	41	9,113	12	33	55	0	29-12-0	173	0	62	228	29	55	237	4	29-18-0	404	3	84	641
TOTAL POINTS				**249-368**					**237**	**490**	**1,863**	**16**	**420-238-10**	**2,348**	**13**	**910**	**4,211**	**257**	**417**	**1,645**	**17**	**459-265-19**	**3,445**	**27**	**876**	**5,090**

2008
Independence Bowl Champions

Record: 8-5 (WAC: 5-3/T-2nd; Home: 5-1; Away: 2-4; Neutral: 1-0) **Coach:** Derek Dooley **Captains:** Weldon Brown, Quin Harris, Daniel Porter **Attendance:** 108,121 (6 home games; 18,020 per game avg.)

Date	Tech Rank	Opponent	W/L/T	Score	H/A/N	Location	Temp	Att.	Tech--Tech Rushing---- FD	Att	Yds	TD	Tech Passing-- A-C-I	Yds	TD	Tech Plays	Total Yds	Opp --Opp Rushing-- FD	Att	Yds	TD	--Opp Passing-- A-C-I	Yds	TD	Opp Plays	Total Yds
Aug. 30		MISSISSIPPI STATE	W	22-14	H	Ruston, La.	96	25,224	16	32	94	1	41-14-2	175	1	73	269	21	31	91	1	40-22-3	257	1	71	348
Sept. 6		at #14 Kansas	L	0-19	A	Lawrence, Kan.	63	48,621	12	27	148	0	33-12-1	119	0	60	267	23	33	126	0	38-32-0	412	3	71	538
Sept. 20		SOUTHEASTERN LA.	W	41-26	H	Ruston, La.	81	17,623	26	50	249	2	27-15-1	196	1	77	445	23	21	63	0	60-33-0	377	1	81	440
Oct. 1	*	at #17 Boise State	L	3-38	A	Boise, Idaho	91	32,071	13	36	118	0	30-9-1	202	0	66	320	26	44	132	3	31-21-1	332	2	75	464
Oct. 11	*	at Hawai'i	L	14-24	A	Honolulu, Hawai'i	80	40,246	24	37	191	2	38-15-2	167	0	75	358	21	40	177	1	26-14-1	224	2	66	401
Oct. 18	*	IDAHO	W	46-14	H	Ruston, La.	68	12,400	30	59	364	5	22-13-0	192	0	81	556	13	19	15	0	40-22-2	224	2	59	239
Oct. 25		at Army	L	7-14	H	West Point, N.Y.	60	27,383	9	38	68	1	19-8-0	84	0	57	152	12	56	203	1	9-3-1	32	1	65	235
Nov. 1	*	FRESNO STATE	W	38-35	H	Ruston, La.	80	20,300	18	42	280	3	21-12-1	117	1	63	397	19	26	63	0	38-23-1	296	4	64	359
Nov. 8	*	at San Jose State	W	21-0	A	San Jose, Calif.	63	16,170	12	47	217	1	16-7-0	97	1	63	314	6	28	30	0	28-11-2	118	0	56	148
Nov. 15	*	UTAH STATE	W	45-38	H	Ruston, La.	50	15,320	22	52	200	2	18-12-2	145	2	70	345	18	39	164	5	18-12-3	204	0	57	368
Nov. 22	*	at New Mexico State	W	35-31	A	Las Cruces, N.M.	61	17,426	15	35	226	3	20-12-0	132	1	55	358	27	25	30	0	59-45-0	486	4	84	516
Nov. 29	*	NEVADA	L	31-35	H	Ruston, La.	55	17,254	25	37	185	2	31-17-0	258	2	68	443	29	42	103	1	42-24-1	397	4	84	500
INDEPENDENCE BOWL																										
Dec. 28	^	vs. Northern Illinois	W	17-10	N	Shreveport, La.	44	41,567	12	31	92	1	27-12-0	144	0	58	236	17	31	153	0	41-20-2	186	1	72	339
TOTAL POINTS				**320-298**					**234**	**523**	**2,432**	**23**	**343-158-10**	**2,028**	**9**	**866**	**4,460**	**255**	**435**	**1,350**	**12**	**470-282-17**	**3,545**	**25**	**905**	**4,895**

2009

Record: 4-8 (WAC: 3-5/T-5th; Home: 4-1; Away: 0-7) **Coach:** Derek Dooley **Captains:** Thomas Graham, Rob McGill, D'Anthony Smith **Attendance:** 100,000 (5 home games; 20,000 per game avg.)

Date	Tech Rank	Opponent	W/L/T	Score	H/A/N	Location	Temp	Att.	Tech--Tech Rushing---- FD	Att	Yds	TD	Tech Passing-- A-C-I	Yds	TD	Tech Plays	Total Yds	Opp --Opp Rushing-- FD	Att	Yds	TD	--Opp Passing-- A-C-I	Yds	TD	Opp Plays	Total Yds
Sept. 5		at Auburn	L	13-37	A	Auburn, Ala.	84	81,143	19	37	96	0	33-18-1	149	1	70	245	27	52	301	2	27-17-0	255	2	79	556
Sept. 12		at Navy	L	14-32	A	Annapolis, Md.	68	29,102	10	17	11	1	29-18-1	156	0	46	167	23	69	290	4	8-5-0	103	0	77	393
Sept. 19		NICHOLLS STATE	W	48-13	H	Ruston, La.	76	19,400	25	40	185	3	33-22-0	373	2	73	558	15	39	164	1	22-10-3	110	0	61	274
Sept. 30	*	HAWAI'I	W	27-6	H	Ruston, La.	70	21,263	26	57	352	3	22-13-0	97	0	79	449	17	16	-7	0	45-25-2	308	0	61	301
Oct. 9	*	at Nevada	L	14-37	A	Reno, Nev.	69	11,975	10	32	127	2	17-8-1	129	0	49	256	25	51	345	2	22-15-0	166	3	73	511
Oct. 17	*	NEW MEXICO STATE	W	45-7	H	Ruston, La.	70	20,773	30	56	315	3	24-14-0	225	3	80	540	6	25	74	0	20-13-2	68	0	45	142
Oct. 24	*	at Utah State	L	21-23	A	Logan, Utah	45	14,229	15	38	118	0	26-17-1	155	2	64	273	15	37	157	1	32-17-0	188	1	69	345
Oct. 31	*	at Idaho	L	34-35	A	Moscow, Idaho DOME		15,236	29	47	222	2	47-27-0	325	3	94	547	25	27	134	2	46-25-2	327	2	73	461
Nov. 6	*	#5 BOISE STATE	L	35-45	H	Ruston, La.	68	23,240	15	43	136	3	21-10-1	114	1	64	250	25	34	153	2	41-28-1	354	3	75	507
Nov. 14		at #9 LSU	L	16-24	A	Baton Rouge, La.	68	92,584	23	51	178	0	33-17-0	144	1	84	322	15	30	141	2	22-7-0	105	1	52	246
Nov. 21	*	at Fresno State	L	28-30	A	Fresno, Calif.	58	31,769	21	38	230	0	22-14-0	206	4	60	436	24	44	176	1	42-17-0	182	1	86	358
Dec. 5	*	SAN JOSE STATE	W	55-20	H	Ruston, La.	43	15,324	19	43	240	3	13-10-0	184	2	56	424	19	36	27	0	41-24-3	300	3	77	327
TOTAL POINTS				**350-309**					**242**	**499**	**2,210**	**20**	**320-188-5**	**2,257**	**19**	**819**	**4,467**	**236**	**460**	**1,955**	**17**	**368-203-13**	**2,466**	**16**	**828**	**4,421**

2010

Record: 5-7 (WAC: 4-4/5th; Home: 2-4; Away: 2-3; Neutral: 1-0) **Coach:** Sonny Dykes **Captains:** Tank Calais, Adrien Cole, Rob McGill, Josh Victorian **Attendance:** 116,908 (6 home games; 19,485 per game avg.)

Date	Tech Rank	Opponent	W/L/T	Score	H/A/N	Location	Temp	Att.	Tech--Tech Rushing---- FD	Att	Yds	TD	Tech Passing-- A-C-I	Yds	TD	Tech Plays	Total Yds	Opp --Opp Rushing-- FD	Att	Yds	TD	--Opp Passing-- A-C-I	Yds	TD	Opp Plays	Total Yds
Sept. 4	P	vs. Grambling State	W	20-6	N	Shreveport, La.	83	34,762	20	38	140	2	31-23-0	196	0	69	336	18	37	102	0	25-15-2	158	0	62	260
Sept. 11		at Texas A&M	L	16-48	A	College Station, Texas	94	77,579	17	40	61	1	41-21-2	208	1	81	269	27	41	216	1	38-25-0	349	4	79	565
Sept. 18		NAVY	L	23-37	H	Ruston, La.	91	23,122	21	32	154	1	43-31-2	251	1	75	405	24	61	297	4	14-8-1	219	1	75	516
Sept. 25		SOUTHERN MISS	L	12-13	H	Ruston, La.	84	22,344	17	25	47	0	39-22-3	262	1	64	309	23	54	192	0	38-22-1	233	1	92	425
Oct. 2	*	at Hawai'i	L	21-41	A	Honolulu, Hawai'i	82	29,469	19	28	127	1	39-24-3	223	2	67	350	29	22	115	1	58-42-0	532	4	80	647
Oct. 9	*	UTAH STATE	W	24-6	H	Ruston, La.	93	16,073	27	46	280	2	33-21-1	147	1	79	427	13	35	122	0	23-14-0	73	0	58	195
Oct. 16	*	IDAHO	W	48-35	H	Ruston, La.	90	19,750	32	53	261	3	44-31-0	422	3	97	683	24	18	20	0	60-32-1	513	5	78	533
Oct. 26	*	at #2 Boise State	L	20-49	A	Boise, Idaho	47	32,026	25	49	172	2	40-24-0	222	1	89	394	21	36	163	4	29-21-1	305	3	65	468
Nov. 6	*	FRESNO STATE	L	34-40	H	Ruston, La.	65	17,057	12	24	89	0	31-17-1	219	4	55	308	26	56	300	2	33-20-1	229	3	89	529
Nov. 13	*	at New Mexico State	W	41-20	A	Las Cruces, N.M.	59	12,486	19	37	242	4	31-19-1	184	1	68	426	22	35	150	0	40-20-2	216	1	75	366
Nov. 27	*	at San Jose State	W	45-38	A	San Jose, Calif.	52	8,467	25	61	374	5	29-13-2	105	0	90	479	25	23	26	0	65-35-3	496	5	88	522
Dec. 4	*	#14 NEVADA	L	17-35	H	Ruston, La.	70	18,562	17	32	104	1	24-14-0	188	1	56	292	31	61	360	5	17-13-0	159	0	78	519
TOTAL POINTS				**321-368**					**251**	**465**	**2,051**	**22**	**425-260-15**	**2,627**	**16**	**890**	**4,678**	**283**	**479**	**2,063**	**17**	**440-267-12**	**3,482**	**27**	**919**	**5,545**

P - Port City Classic, Independence Stadium, Shreveport, La.

2011
Western Athletic Conference Champions

Record: 8-5 (WAC: 6-1/1st; Home: 3-2; Away: 5-2; Neutral: 0-1) **Coach:** Sonny Dykes **Captains:** Matt Broha, Adrien Cole, Jay Dudley, Stephen Warner **Attendance:** 107,592 (5 home games; 21,518 per game avg.)

Date	Tech Rank	Opponent	W/L/T	Score	H/A/N	Location	Temp	Att.	Tech--Tech Rushing---- FD	Att	Yds	TD	Tech Passing-- A-C-I	Yds	TD	Tech Plays	Total Yds	Opp --Opp Rushing-- FD	Att	Yds	TD	--Opp Passing-- A-C-I	Yds	TD	Opp Plays	Total Yds
Sept. 3		at Southern Miss	L	17-19	A	Hattiesburg, Miss.	74	22,356	13	33	68	1	36-20-0	176	0	69	244	21	38	153	1	38-21-1	226	0	76	379
Sept. 10		CENTRAL ARKANSAS	W (OT)	48-42	H	Ruston, La.	85	20,652	26	44	221	5	38-23-1	321	2	82	542	23	31	73	0	52-29-1	372	4	83	445
Sept. 17		HOUSTON	L	34-35	H	Ruston, La.	78	24,628	26	66	233	3	32-21-2	211	1	98	444	21	35	98	2	40-25-2	351	3	75	449
Sept. 24		at Mississippi State	L (OT)	20-26	A	Starkville, Miss.	79	55,116	20	37	107	1	41-30-2	252	1	78	359	20	44	176	1	29-14-1	164	1	73	340
Oct. 1	*	HAWAI'I	L	26-44	H	Ruston, La.	75	25,212	23	26	63	1	51-29-2	305	3	77	368	25	25	84	0	55-34-0	410	4	80	494
Oct. 8	*	at Idaho	W	24-11	A	Moscow, Idaho DOME		15,309	21	48	190	1	39-25-0	163	1	87	353	15	22	47	0	47-19-3	244	0	69	291
Oct. 22	*	at Utah State	W	24-17	A	Logan, Utah	64	16,037	14	40	86	2	29-15-0	146	0	69	232	16	46	166	2	24-16-1	128	0	70	294
Oct. 29	*	SAN JOSE STATE	W	38-28	H	Ruston, La.	78	19,642	23	61	260	2	27-17-0	237	2	88	497	15	17	12	1	50-34-4	338	3	67	350
Nov. 5	*	at Fresno State	W	41-21	A	Fresno, Calif.	53	27,965	19	28	148	1	34-20-0	402	4	62	550	25	31	115	0	49-39-2	290	3	80	405
Nov. 12		at Ole Miss	W	27-7	A	Oxford, Miss.	59	44,123	15	40	170	0	27-13-1	180	1	67	350	19	43	128	0	37-14-1	179	1	80	307
Nov. 19	*	at Nevada	W	24-20	A	Reno, Nev.	41	11,639	17	16	57	0	45-25-0	355	3	61	412	25	57	253	1	34-23-1	212	1	91	465
Nov. 26	*	NEW MEXICO STATE	W	44-0	H	Ruston, La.	68	17,458	25	43	202	3	36-19-2	217	1	79	419	15	45	161	0	25-15-3	118	0	70	279
POINSETTIA BOWL																										
Dec. 21 RV	^	vs. #15 TCU	L	24-31	N	San Diego, Calif.	57	24,607	19	27	96	1	43-21-1	264	2	70	360	22	51	190	3	29-15-1	206	1	80	396
TOTAL POINTS				**391-301**					**261**	**509**	**1,901**	**21**	**478-278-11**	**3,229**	**21**	**987**	**5,130**	**262**	**485**	**1,656**	**11**	**509-298-21**	**3,238**	**21**	**994**	**4,894**

2012

Record: 9-3 (WAC: 4-2/3rd; Home: 4-1; Away: 5-1; Neutral: 0-1) **Coach:** Sonny Dykes **Captains:** Chad Boyd, Colby Cameron, IK Enemkpali, Quinton Patton, Solomon Randle, Stephen Warner

Attendance: 155,045(6 home games; 25,841 per game avg./5 Ruston games; 22,918 per game avg.)

Date	Tech Rank		Opponent	W/L/T	Score	H/A/N	Location	Temp	Att.	Tech--Tech Rushing---- FD	Att	Yds	TD	Tech Passing-- A-C-I	Yds	TD	Tech Plays	Total Yds	Opp FD	Opp Rushing-- Att	Yds	TD	Opp Passing-- A-C-I	Yds	TD	Opp Plays	Total Yds
Sept. 8			at Houston	W	56-49	A	Houston, Texas	85	29,142	38	42	245	5	52-34-0	353	3	94	598	40	38	113	2	77-53-0	580	4	115	693
Sept. 15			RICE	W	56-37	H	Ruston, La.	75	23,228	30	48	333	4	24-19-0	276	4	72	609	33	55	272	3	34-20-0	205	2	89	477
Sept. 22			at Illinois	W	52-24	A	Champaign, Ill.	57	46,539	17	37	119	2	22-15-0	284	4	59	403	20	41	119	2	37-27-1	205	1	78	324
Sept. 29	RV		at Virginia	W	44-38	A	Charlottesville, Va.	69	42,027	21	39	158	3	37-24-0	227	1	76	385	24	39	145	0	41-25-3	480	5	80	625
Oct. 6	RV		UNLV	W	58-31	H	Ruston, La.	56	21,850	35	51	306	6	46-31-0	316	1	97	622	23	39	158	0	46-22-1	378	4	85	536
Oct. 13	#23		#22 TEXAS A&M	L	57-59	N	Shreveport, La.	77	40,453	37	42	165	2	59-44-0	450	5	101	615	27	46	283	4	40-24-1	395	3	86	678
Oct. 20	RV	*	IDAHO	W	70-28	H	Ruston, La.	75	20,255	39	53	408	8	42-32-0	431	2	95	839	11	23	47	1	36-21-2	257	2	59	304
Oct. 27	#24	*	at New Mexico State	W	28-14	A	Las Cruces, N.M.	62	12,118	26	46	238	3	44-29-0	292	1	90	530	20	31	122	0	34-18-1	283	2	65	405
Nov. 3	#22	*	UTSA	W	51-27	H	Ruston, La.	81	23,645	33	39	180	3	40-31-0	357	4	79	537	25	33	124	0	41-23-0	314	4	74	438
Nov. 10	#18	*	at Texas State	W	62-55	A	San Marcos, Texas	76	17,184	38	55	283	6	46-32-0	344	3	101	627	31	39	296	5	38-22-0	281	3	77	577
Nov. 17	#19	*	UTAH STATE	L (OT)	41-48	H	Ruston, La.	65	25,614	37	47	233	3	61-35-2	396	1	108	629	27	45	306	4	34-20-0	340	2	79	646
Nov. 24	RV	*	at San Jose State	L	43-52	A	San Jose, Calif.	59	12,326	27	22	58	2	60-39-3	483	4	82	541	30	41	243	4	37-25-1	367	3	78	610
TOTAL POINTS				**618-462**						**378**	**521**	**2,726**	**47**	**533-365-5**	**4,209**	**33**	**1,054**	**6,935**	**311**	**470**	**2,228**	**25**	**495-300-10**	**4,085**	**35**	**965**	**6,313**

2013

Conference USA Membership Begins

Record: 4-8 (C-USA: 3-5/5th West Division; Home: 2-3; Away: 2-4; Neutral: 0-1) **Coach:** Skip Holtz **Captains:** D.J. Banks, IK Enemkpali, Matt Shepperd

Attendance: 93,332 (5 home games; 18,666 per game avg.)

Date	Tech Rank		Opponent	W/L/T	Score	H/A/N	Location	Temp	Att.	Tech--Tech Rushing---- FD	Att	Yds	TD	Tech Passing-- A-C-I	Yds	TD	Tech Plays	Total Yds	Opp FD	Opp Rushing-- Att	Yds	TD	Opp Passing-- A-C-I	Yds	TD	Opp Plays	Total Yds
Aug. 31			at NC State	L	14-40	A	Raleigh, N.C.	88	54,204	16	33	143	2	27-15-0	178	0	60	321	27	56	237	4	31-18-1	305	0	87	542
Sept. 7			LAMAR	W	27-14	H	Ruston, La.	95	16,372	18	38	273	1	32-22-0	166	2	70	439	21	36	90	1	37-23-1	272	1	73	362
Sept. 12		*	TULANE	L	15-24	H	Ruston, La.	94	22,035	14	31	124	0	44-16-1	165	1	75	289	17	44	129	1	36-20-1	235	2	80	364
Sept. 21			at Kansas	L	10-13	A	Lawrence, Kan.	66	39,823	29	32	154	0	55-35-1	289	1	87	443	20	33	117	0	46-28-2	279	1	79	396
Sept. 28		^	vs. Army	L	16-35	N	Dallas, Texas	84	31,278	20	23	57	1	36-20-1	320	1	59	377	28	77	414	5	3-1-0	16	0	80	430
Oct. 5		*	at UTEP	W	38-35	A	El Paso, Texas	76	24,926	24	50	353	5	20-10-1	110	0	70	463	22	45	203	1	33-18-1	237	3	78	440
Oct. 19		*	NORTH TEXAS	L	13-28	H	Ruston, La.	64	20,317	20	23	37	1	55-37-2	367	0	78	404	20	44	165	2	24-16-1	221	1	68	386
Oct. 26		*	at FIU	W	23-7	A	Miami, Fla.	80	13.389	23	47	141	0	32-20-3	192	1	79	333	12	38	69	0	26-11-2	128	1	64	197
Nov. 9		*	SOUTHERN MISS	W	36-13	H	Ruston, La.	51	18,571	24	48	311	2	37-22-0	158	2	85	469	20	21	59	0	52-25-4	298	1	73	357
Nov. 16		*	at Rice	L	14-52	A	Houston, Texas	77	19,707	14	29	146	1	30-15-2	181	1	59	327	35	69	415	6	23-13-0	167	1	92	582
Nov. 23		*	TULSA	L	14-24	H	Ruston, La.	42	16,037	19	36	141	1	43-22-4	195	1	79	336	21	56	248	3	22-12-3	120	0	78	368
Nov. 30		*	at UTSA	L	10-30	A	San Antonio, Texas	DOME	26,549	13	20	42	0	37-20-1	151	0	57	193	18	49	191	2	24-19-2	284	1	73	475
TOTAL POINTS				**230-315**						**234**	**410**	**1,922**	**14**	**448-254-15**	**2,472**	**10**	**858**	**4,394**	**261**	**568**	**2,337**	**25**	**357-204-18**	**2,562**	**12**	**925**	**4,899**

^ - Heart of Dallas Classic, Cotton Bowl, Dallas, Texas

2014

Heart of Dallas Bowl Champions; Conference USA West Division Champions

Record: 9-5 (C-USA: 7-1/1st West Division; Home: 4-1; Away: 4-4; Neutral: 1-0) **Coach:** Skip Holtz **Captains:** Hunter Lee, Cody Sokol, Tony Johnson, Kenneth Dixon

Attendance: 100,272 (5 home games; 20,054 per game avg.)

Date	Tech Rank		Opponent	W/L/T	Score	H/A/N	Location	Temp	Att.	Tech--Tech Rushing---- FD	Att	Yds	TD	Tech Passing-- A-C-I	Yds	TD	Tech Plays	Total Yds	Opp FD	Opp Rushing-- Att	Yds	TD	Opp Passing-- A-C-I	Yds	TD	Opp Plays	Total Yds
Aug. 30			at #4 Oklahoma	L	16-48	A	Norman, Ok.	93	85,063	15	29	54	0	36-22-1	191	2	65	245	26	40	183	4	34-19-1	253	1	74	436
Sept. 6			at UL-Lafayette	W	48-20	A	Lafayette, La.	83	25,607	20	35	238	3	33-22-0	295	2	68	533	20	34	178	1	44-29-1	237	2	78	415
Sept. 11		*	at North Texas	W	42-21	A	Denton, Texas	74	16,998	21	30	98	1	36-23-1	260	5	66	358	18	36	104	3	34-18-0	175	0	70	279
Sept. 20			NORTHWESTERN ST.	L	27-30	H	Ruston, La.	89	26,004	22	33	133	2	34-20-3	280	1	67	413	21	38	102	3	35-21-2	205	0	73	307
Sept. 27			at #5 Auburn	L	17-45	A	Auburn, Ala.	76	87,451	14	33	105	2	35-20-1	216	0	68	321	23	48	254	1	22-14-0	219	4	70	473
Oct. 4		*	UTEP	W	55-3	H	Ruston, La.	70	18,157	19	43	256	3	27-7-1	187	3	60	443	12	36	81	0	28-15-3	143	0	64	224
Oct. 18		*	UTSA	W	27-20	H	Ruston, La.	68	18,071	16	35	121	1	33-14-1	157	1	68	278	17	39	134	1	33-20-3	190	1	72	324
Oct. 25		*	at Southern Miss	W	31-20	A	Hattiesburg, Miss	82	23,343	23	26	30	1	46-27-0	423	3	72	453	22	26 (-31)		1	49-32-2	379	1	75	348
Nov. 1		*	WESTERN KENTUCKY	W	59-10	H	Ruston, La.	54	20,011	31	34	129	2	49-34-1	378	5	83	507	15	33	152	0	39-16-4	145	1	72	297
Nov. 8		*	at UAB	W	40-24	A	Birmingham, Ala.	64	9,457	24	46	228	3	34-19-1	200	2	80	428	19	38	128	1	37-23-1	198	0	75	326
Nov. 22		*	at Old Dominion	L (OT)	27-30	A	Norfolk, Va.	48	20,118	19	34	109	2	31-19-1	217	1	65	326	23	32	93	2	40-29-4	302	2	72	395
Nov. 29	RV	*	RICE	W	76-31	H	Ruston, La.	65	18,029	26	36	269	5	35-22-1	408	4	71	677	17	32	34	0	40-25-3	337	4	72	371
Dec. 6	RV	^	at Marshall	L	23-26	A	Huntington, W.Va.	45	23,711	14	45	196	3	20-7-1	72	0	65	268	20	35	121	0	46-25-1	308	2	81	429
HEART OF DALLAS BOWL																											
Dec. 26		+	vs. Illinois	W	35-18	N	Dallas, Texas	59	31,297	16	31	114	3	28-14-0	247	1	59	361	26	33	122	1	47-28-1	329	1	80	451
TOTAL POINTS				**523-346**						**280**	**490**	**2,080**	**32**	**270-467-13**	**3,531**	**30**	**957**	**5,611**	**279**	**500**	**1,655**	**19**	**314-528-26**	**3,420**	**19**	**1,028**	**5,075**

^ - Conference USA Championship Game, Joan C. Edwards Stadium, Huntington, W. Va.

+ - Zaxby's Heart of Dallas Bowl, Cotton Bowl, Dallas, Texas

2015

R+L Carriers New Orleans Bowl Champions

Record: 9-4 (C-USA: 6-2/2nd West Division; Home: 5-1; Away: 3-3; Neutral: 1-0) **Coach:** Skip Holtz **Captains:** Kentrell Brice, Vernon Butler, Kenneth Dixon, Jeff Driskel

Attendance: 125,863 (6 home games; 20,977 per game avg.)

Date	Tech Rank		Opponent	W/L/T	Score	H/A/N	Location	Temp	Att.	Tech--Tech Rushing---- FD	Att	Yds	TD	Tech Passing-- A-C-I	Yds	TD	Tech Plays	Total Yds	Opp FD	Opp Rushing-- Att	Yds	TD	Opp Passing-- A-C-I	Yds	TD	Opp Plays	Total Yds
Sept. 5			SOUTHERN	W	62-15	H	Ruston, La.	97	27,905	21	32	207	2	29-21-2	380	5	61	587	17	32	94	1	36-19-2	187	0	68	281
Sept. 10		*	at WKU	L	38-41	A	Bowling Green, Ky.	84	17,515	28	31	223	3	49-28-1	357	2	80	580	24	34	148	2	38-28-0	441	1	72	589
Sept. 19			at Kansas State	L (3OT)	33-39	A	Manhattan, Kan.	71	53,540	23	38	137	2	51-30-0	314	1	89	451	17	45	165	1	26-15-0	195	3	71	360
Sept. 26		*	FIU	W	27-17	H	Ruston, La.	89	20,010	29	42	246	2	32-18-0	226	1	74	472	18	23	45	0	44-29-0	263	2	67	308
Oct. 3			UL-LAFAYETTE	W	43-14	H	Ruston, La.	68	26,910	27	35	138	2	33-20-0	290	2	68	428	18	27	149	1	37-19-2	182	1	64	331
Oct. 10		*	at UTSA	W	34-31	A	San Antonio, Texas	DOME	24,392	24	31	93	2	44-28-2	351	1	75	444	15	39	73	0	27-18-2	227	4	66	300
Oct. 17			at Mississippi State	L	20-45	A	Starkville, Miss.	60	61,651	24	32	110	0	51-25-1	303	2	73	413	28	30	93	2	43-30-0	347	3	73	440
Oct. 24		*	MIDDLE TENNESSEE	W	45-16	H	Ruston, La.	76	15,024	22	34	166	3	35-21-0	308	2	80	474	21	24	33	0	56-36-2	381	2	80	414
Oct. 30		*	at Rice	W	42-17	A	Houston, Texas	75	18,010	21	33	135	2	27-17-0	320	4	60	455	15	33	101	0	28-14-0	180	2	61	281
Nov. 7		*	NORTH TEXAS	W	56-13	H	Ruston, La.	62	16,986	25	36	274	7	27-18-1	299	0	63	573	20	36	82	0	45-25-1	234	2	81	316
Nov. 21		*	at UTEP	W	17-15	A	El Paso, Texas	53	22,286	12	28	119	0	22-13-0	188	2	50	307	21	42	226	0	38-17-1	166	1	80	392
Nov. 28		*	SOUTHERN MISS	L	24-58	H	Ruston, La.	58	19,028	27	23	-2	0	51-32-4	407	3	74	405	25	36	169	4	37-24-1	386	3	73	555
NEW ORLEANS BOWL																											
Dec. 19		+	vs. Arkansas State	W	47-28	N	New Orleans, La.	DOME	31,297	26	36	229	2	38-26-0	458	3	74	687	23	39	177	2	29-15-2	146	0	68	323
TOTAL POINTS				**523-346**						**309**	**431**	**2,075**	**27**	**479-297-11**	**4,201**	**28**	**910**	**6,276**	**262**	**440**	**1,555**	**13**	**484-289-13**	**3,335**	**24**	**924**	**4,890**

+ - R+L Carriers New Orleans Bowl, Mercedes-Benz Superdome, New Orleans, La.

2016
Armed Forces Bowl Champions; Conference USA West Division Champions

Record: 9-5 (C-USA: 6-2/1st West Division; Home: 5-0; Away: 3-4; Neutral: 1-1) **Coach:** Skip Holtz **Captains:** Lloyd Grogan, Ryan Higgins, Trent Taylor, Xavier Woods
Attendance: 102,059 (5 home games; 20,412 per game avg.)

									Tech--Tech Rushing----				Tech Passing--			Tech	Total	Opp	--Opp Rushing--			--Opp Passing--			Opp	Total
Date	Tech Rank	Opponent	W/L/T	Score	H/A/N	Location	Temp	Att.	FD	Att	Yds	TD	A-C-I	Yds	TD	Plays	Yds	FD	Att	Yds	TD	A-C-I	Yds	TD	Plays	Yds
Sept. 3		at Arkansas	L	20-21	A	Fayetteville, Ark.	79	69,132	16	23	79	2	31-19-1	212	0	54	291	21	40	106	1	29-20-2	191	2	69	297
Sept. 10		South Carolina State	W	53-24	H	Ruston, La.	88	16,910	34	30	209	1	60-41-2	518	5	90	727	20	39	156	1	31-14-0	137	2	70	293
Sept. 17		at Texas Tech	L	45-59	A	Lubbock, Texas	78	57,515	27	36	261	3	32-20-0	311	3	68	572	35	43	196	3	36-26-0	470	5	79	666
Sept. 24	*	at Middle Tennessee	L	34-38	A	Murfreesboro, Tenn.	90	20,105	35	37	118	1	59-36-0	504	3	96	622	25	33	197	3	46-27-0	356	2	79	553
Oct. 1		UTEP	W	28-7	H	Ruston, La.	78	22,101	19	22	196	2	28-19-0	191	2	50	387	22	35	122	0	34-25-1	293	1	69	415
Oct. 6	*	WKU	W	55-52	H	Ruston, La.	78	17,978	26	27	107	2	45-33-0	454	5	72	561	26	23	87	1	50-36-0	340	5	73	427
Oct. 15		at UMass	W	56-28	A	Foxboro, Mass.	59	13,311	32	35	199	2	34-27-1	491	5	69	690	26	33	131	1	40-29-1	268	3	73	399
Oct. 22	*	at FIU	W	44-24	A	Miami, Fla.	77	17,061	18	37	142	2	30-22-0	269	2	57	411	24	29	67	0	49-29-1	331	3	78	398
Oct. 29	*	RICE	W	61-16	H	Ruston, La.	80	22,058	28	39	301	5	31-24-0	434	3	70	735	18	43	153	2	27-15-1	152	0	70	305
Nov. 5	*	at North Texas	W	45-24	A	Denton, Texas	66	21,643	30	40	226	2	30-18-1	253	4	70	479	18	30	82	2	34-23-1	207	1	64	289
Nov. 12	*	UTSA	W	63-35	H	Ruston, La.	67	23,012	23	30	180	3	27-17-0	293	4	57	473	20	42	131	2	42-22-1	179	2	84	310
Nov. 25	*	at Southern Miss	L	24-39	A	Hattiesburg, Miss.	73	26,164	16	16	8	2	39-22-3	246	0	55	254	25	44	89	2	33-29-0	342	3	77	431
Dec. 3	^	vs. WKU	L	44-58	N	Bowling Green, Ky.	45	13,213	26	22	5	1	57-35-1	502	3	79	507	31	41	235	4	31-21-1	421	3	72	656
ARMED FORCES BOWL																										
Dec. 23	+	vs. #25 Navy	W	48-45	N	Fort Worth, Texas	49	40,542	31	33	88	2	40-29-0	409	4	73	497	25	49	300	5	12-7-0	159	1	61	459
TOTAL POINTS				**620-470**					**361**	**417**	**2,119**	**30**	**543-362-9**	**5,087**	**43**	**960**	**7,206**	**336**	**524**	**2,052**	**27**	**494-323-9**	**3,846**	**33**	**1,018**	**5,898**

+ - Lockheed Martin Armed Forces Bowl, Amon G. Carter Stadium, Fort Worth, Texas

2017
DXL Frisco Bowl Champions

Record: 7-6 (C-USA: 4-4/4th West Division; Home: 3-4; Away: 3-2; Neutral: 1-0) **Coach:** Skip Holtz **Captains:** Jonathan Barnes, Deldrick Canty, Secdrick Cooper, Jarred Craft, Teddy Veal
Attendance: 142,626 (7 home games; 20,375 per game avg.)

									Tech--Tech Rushing----				Tech Passing--			Tech	Total	Opp	--Opp Rushing--			--Opp Passing--			Opp	Total
Date	Tech Rank	Opponent	W/L/T	Score	H/A/N	Location	Temp	Att.	FD	Att	Yds	TD	A-C-I	Yds	TD	Plays	Yds	FD	Att	Yds	TD	A-C-I	Yds	TD	Plays	Yds
Sept. 2		NORTHWESTERN ST.	W	52-24	H	Ruston, La.	84	24,002	22	37	221	3	35-18-0	276	2	72	497	22	33	133	1	40-20-2	256	2	73	389
Sept. 9		MISSISSIPPI STATE	L	21-57	H	Ruston, La.	79	28,100	20	50	152	1	30-13-1	163	1	80	315	21	40	327	3	20-13-1	132	3	60	459
Sept. 16	*	at WKU	W	23-22	A	Bowling Green, Ky.	83	16,223	20	30	122	1	39-22-1	306	1	69	428	23	41	141	3	35-25-0	226	0	76	367
Sept. 23		at South Carolina	L	16-17	A	Columbia, S.C.	89	71,821	17	28	80	0	33-23-1	281	1	61	361	23	32	143	1	35-22-1	295	1	67	438
Sept. 30		SOUTH ALABAMA	W	34-16	H	Ruston, La.	78	22,013	26	33	162	1	39-24-0	317	3	72	479	16	22	98	0	45-21-2	235	1	67	333
Oct. 7	*	at UAB	L	22-23	A	Birmingham, Ala.	82	27,213	21	34	154	1	29-17-0	209	2	63	363	22	36	178	3	32-21-0	188	0	68	366
Oct. 21	*	SOUTHERN MISS	L (OT)	27-34	H	Ruston, La.	80	17,845	15	34	161	2	28-11-1	194	0	62	355	30	45	190	0	53-32-2	301	3	98	491
Oct. 28	*	at Rice	W	42-28	A	Houston, Texas	58	19,992	24	39	180	4	32-21-0	237	1	71	417	19	46	247	3	17-7-3	187	1	63	434
Nov. 4	*	NORTH TEXAS	L	23-24	H	Ruston, La.	81	18,504	19	41	147	2	28-16-0	168	0	69	315	26	41	204	2	37-23-1	211	1	78	415
Nov. 11	*	FLORIDA ATLANTIC	L	23-48	H	Ruston, La.	65	16,511	32	45	186	1	51-30-0	326	1	96	512	19	33	194	4	17-14-0	221	2	50	415
Nov. 18	*	at UTEP	W	42-21	A	El Paso, Texas	65	16,597	28	49	343	3	28-15-0	203	2	77	546	18	36	164	1	25-11-2	246	2	61	410
Nov. 25	*	UTSA	W	20-6	H	Ruston, La.	56	15,651	19	37	193	2	21-7-1	101	0	58	294	15	45	110	0	16-9-2	91	0	61	201
FRISCO BOWL																										
Dec. 20	+	vs. #25 SMU	W	51-10	N	Frisco, Texas	55	14,419	18	38	141	1	27-16-0	216	3	65	357	20	41	167	0	34-19-3	127	1	75	294
TOTAL POINTS				**396-330**					**281**	**495**	**2,242**	**22**	**420-233-5**	**2,997**	**17**	**915**	**5,239**	**274**	**491**	**2,296**	**21**	**406-237-19**	**2,716**	**17**	**897**	**5,012**

+ - DXL Frisco Bowl, Toyota Stadium, Frisco, Texas

LOUISIANA TECH IN OVERTIME GAMES (2-8)

Date	Opponent	W/L	Score	Location	OT
Sept. 16, 2000	Stephen F. Austin	L	31-34	Ruston, La.	2OT
Oct. 20, 2001	at #20 Auburn	L	41-48	Auburn, Ala.	OT
Oct. 27, 2001	Rice	W	41-38	Ruston, La.	OT
Sept. 8, 2007	Hawai'i	L	44-45	Ruston, La.	2OT
Sept. 10, 2011	Central Arkansas	W	48-42	Ruston, La.	OT
Sept. 24, 2011	at Mississippi State	L	20-26	Starkville, Miss.	OT
Nov. 17, 2012	Utah State	L	41-48	Ruston, La.	OT
Nov. 22, 2014	at Old Dominion	L	27-30	Norfolk, Va.	OT
Sept. 19, 2015	at Kansas State	L	33-39	Manhattan, Kan.	3OT
Oct. 21, 2017	Southern Miss	L	27-34	Ruston, La.	2OT

LOUISIANA TECH AS A RANKED TEAM (3-3)

Date	Rank	Opponent	W/L	Score	Location
Nov. 26, 1999	#25	at Southern California	L	19-45	Los Angeles, Calif.
Oct. 13, 2012	#23	#22 Texas A&M	L	57-59	Shreveport, La.
Oct. 27, 2012	#24	at New Mexico State	W	28-14	Las Cruces, N.M.
Nov. 3, 2012	#22	UTSA	W	51-27	Ruston, La.
Nov. 10, 2012	#18	at Texas State	W	62-55	San Marcos, Texas
Nov. 17, 2012	#19	Utah State	L (OT)	41-48	Ruston, La.

ATTENDANCE HISTORY AND RECORDS

Year	Attendance	Games	Avg.	In Ruston	Games	Avg.
1959	34,000	5	6,800	34,000	5	6,800
1960	36,500	5	7,300	36,500	5	7,300
1961	27,000	4	6,750	27,000	4	6,750
1962	30,000	4	7,500	30,000	4	7,500
1963	31,000	4	7,750	31,000	4	7,750
1964	41,500	5	8,300	41,500	5	8,300
1965	34,000	4	8,500	34,000	4	8,500
1966	20,000	2	10,000	20,000	2	10,000
1967	40,000	5	8,000	40,000	5	8,000
1968	41,000	4	10,250	41,000	4	10,250
1969	56,000	4	14,000	56,000	4	14,000
1970	42,000	4	10,500	42,000	4	10,500
1971	72,000	5	14,400	72,000	5	14,400
1972	59,436	4	14,859	59,436	4	14,859
1973	93,840	6	15,640	93,840	6	15,640
1974	84,639	5	16,928	84,639	5	16,928
1975	92,200	6	15,367	92,200	6	15,367
1976	40,679	3	13,560	40,679	3	13,560
1977	57,546	4	14,387	57,546	4	14,387
1978	70,138	5	14,028	70,138	5	14,028
1979	68,440	4	17,110	68,440	4	17,110
1980	64,700	4	16,175	64,700	4	16,175
1981	90,500	5	18,100	90,500	5	18,100
1982	82,700	6	13,783	82,700	6	13,783
1983	74,900	4	18,725	74,900	4	18,725
1984	63,300	4	15,575	63,300	4	15,575
1985	78,057	5	15,611	78,057	5	15,611
1986	46,700	3	15,567	46,700	3	15,567
1987	56,066	3	18,689	56,066	3	18,689
1988	78,551	5	15,710	78,551	5	15,710

Year	Attendance	Games	Avg.	In Ruston	Games	Avg.
1989	57,900	3	19,300	57,900	3	19,300
1990	85,430	5	17,086	85,430	5	17,086
1991	69,125	4	17,281	69,125	4	17,281
1992	70,450	4	17,613	70,450	4	17,613
1993	44,400	4	11,100	44,400	4	11,100
1994	70,368	5	14,074	70, 368	5	14,074
1995	66,260	4	16,565	47,565	3	15,855
1996	96,185	5	19,237	66,716	4	16,679
1997	105,866	5	21,173	81,054	4	20,264
1998	83,738	5	16,748	83,738	5	16,748
1999	101,633	4	25,408	61,305	3	20,435
2000	66,542	4	16,636	66,542	4	16,636
2001	81,730	4	20,432	59,225	3	19,742
2002	92,383	5	18,477	51,725	3	17,242
2003	103,890	5	20,778	60,611	4	15,153
2004	87,740	5	17,548	80,027	4	20,007
2005	82,080	5	16,416	82,080	5	16,416
2006	72,928	5	14,586	72,928	5	14,586
2007	92,812	5	18,562	92,812	5	18,562
2008	108,121	6	18,020	108,121	6	18,020
2009	100,000	5	20,000	100,000	5	20,000
2010	116,908	6	19,485	116,908	6	19,485
2011	107,592	5	21,518	107,592	5	21,518
2012	155,045	6	25,841	114,592	5	22,918
2013	93,332	5	18,666	93,332	5	18,666
2014	100,272	5	20,054	100,272	5	20,054
2015	125,863	6	20,977	125,863	6	20,977
2016	102,059	5	20,412	102,059	5	20,412
2017	142,626	7	20,375	142,626	7	20,375

TOP DOG WATCHERS

HOME GAMES AT JOE AILLET STADIUM

28,714	UL-Monroe	Sept. 13, 1997
28,100	Mississippi State	Sept. 9, 2017
27,905	Southern	Sept. 5, 2015
27,360	UL-Monroe	Dec. 13, 1999
26,910	UL-Lafayette	Oct. 3, 2015
26,004	Northwestern State	Sept. 20, 2014
25,614	Utah State	Nov. 17, 2012
25,224	Mississippi State	Aug. 30, 2008
25,212	Hawai'i	Oct. 2, 2011
24,975	UL-Monroe	Sept. 12, 1987

Note: Joe Aillet Stadium has hosted 41 games with crowds over 20,000.

GAMES AT INDEPENDENCE STADIUM

53,779	Northwestern State	Oct. 24, 1987
48,325	Independence Bowl	Dec. 15, 1990
43,279	#2 Miami (Fla.)	Aug. 28, 2003
41,567	Independence Bowl	Dec. 28, 2008
40,453	#22 Texas A&M	Oct. 13, 2012
40,328	#6 Texas A&M	Sept. 4, 1999
36,000	Northwestern State	Oct. 18, 1980
34,762	Grambling State	Sept. 4, 2010
33,000	Northwestern State	Oct. 20, 1973
31,391	Oklahoma State	Aug. 31, 2002

LARGEST POSTSEASON CROWDS

48,325	Independence Bowl (vs. Maryland)	Dec. 15, 1990
41,567	Independence Bowl (vs. Northern Illinois)	Dec. 28, 2008
40,542	Armed Forces Bowl (vs. #25 Navy)	Dec. 23, 2016
32,847	New Orleans Bowl (vs. Arkansas State)	Dec. 19, 2015
31,297	Heart of Dallas Bowl (vs. Illinois)	Dec. 26, 2014
25,364	Humanitarian Bowl (vs. Clemson)	Dec. 31, 2001
24,607	Poinsettia Bowl (vs. #15 TCU)	Dec. 21, 2011
18,800	Independence Bowl (vs. East Carolina)	Dec. 16, 1978
18,500	Independence Bowl (vs. Louisville)	Dec. 19, 1977
17,500	NCAA Division I-AA Playoffs (vs. Mississippi Valley State)	Nov. 24, 1984
16,204	NCAA Division I-AA Playoffs (at Alcorn State)	Dec. 1, 1984

LARGEST CROWDS TO WATCH LOUISIANA TECH

104,257	at #8 Tennessee	Sept. 25, 2004
103,987	at #15 Penn State	Sept. 21, 2002
95,106	at #10 Tennessee	Sept. 14, 1993
94,555	at Penn State	Sept. 9, 2000
92,584	at #9 LSU	Nov. 14, 2009
92,512	at #2 LSU	Nov. 10, 2007
91,879	at #7 LSU	Nov. 1, 2003
90,099	at #10 Florida	Sept. 10, 2005
87,451	at #5 Auburn	Sept. 27, 2014
86,063	at #20 Auburn	Oct. 20, 2001
85,181	at #20 Nebraska	Sept. 2, 2006

SERIES vs. ALL OPPONENTS

Team	W	L	T	Meeting First	Meeting Last
Abilene Christian	2	0	0	1955	1972
Akron	2	1	0	1968	1990
Alabama*	3	2	0	1966	1999
Alabama-Birmingham (UAB)	**5**	**1**	**0**	**1996**	**2017**
Alcorn State	1	0	0	1984	1984
Arkansas	0	4	0	1901	2016
Arkansas-Monticello	4	1	0	1921	1958
Arkansas State	26	12	0	1956	2015
Army	0	2	0	2008	2013
Auburn	0	12	1	1941	2014
Austin College	2	0	0	1954	1955
Ball State	1	1	0	1976	1978
Baylor	1	5	0	1981	1996
Birmingham-Southern	0	1	0	1939	1939
Boise State	4	9	0	1973	2010
Bowling Green	2	0	0	1995	1997
Bradley	1	1	0	1948	1949
California	1	1	0	1997	2007
Sacramento State	1	0	0	1977	1977
Centenary	9	9	1	1909	1947
Central Arkansas	3	0	0	1946	2011
Central Florida	1	3	0	1993	1900
Central Michigan	2	1	0	1974	1997
Central Oklahoma	1	0	0	1952	1952
Chattanooga	7	3	0	1969	1987
Clarke College	5	0	0	1922	1929
Clemson	0	3	0	2001	2006
College of the Ozarks	0	2	0	1928	1933
Colorado State	1	0	0	1990	1990
Copiah-Lincoln JC	1	2	0	1931	1933
Cornell College	1	0	0	1938	1938
Dallas, U. of	0	1	0	1924	1924
Delaware	0	1	0	1982	1982
Delta State	3	0	0	1932	1967
East Carolina	2	3	1	1968	1993
East Tennessee State	3	1	0	1969	1992
Eastern Michigan	5	1	0	1971	1992
Florida	0	2	0	1989	1905
Florida Atlantic	**0**	**1**	**0**	**2017**	**2017**
Florida International (FIU)	3	0	0	2013	2016
Florida State	2	2	0	1952	1999
Fresno State	4	9	0	1986	2011
Grambling State	1	0	0	2010	2010
Hardin-Simmons	0	2	0	1941	1942
Hawai'i	2	8	0	2000	2011
Henderson State	8	7	2	1906	1934
Hendrix College	2	2	1	1908	1922
Holmes JC	1	0	0	1934	1934
Houston	3	4	0	1948	2012
Howard Payne	6	2	0	1946	1955
Idaho	6	2	0	2005	2012
Illinois	2	0	0	2012	2014
Illinois State	1	0	1	1974	1977
Illinois Wesleyan	3	1	0	1936	1940
Jackson Military Col.	1	0	0	1907	1907
Jacksonville State	1	0	0	1939	1939
Kansas	1	3	0	1987	2013
Kansas State	1	3	0	1988	2015
Lamar	18	5	0	1959	2013
Lambuth College	1	0	0	1934	1934
Little Rock	2	1	0	1923	1925
Louisiana-Lafayette* (ULL)	48	33	6	1910	2015
Louisiana-Monroe (ULM)	30	13	0	1953	2000
Louisiana College	27	5	4	1910	1964
Louisiana State (LSU)	**1**	**18**	**0**	**1901**	**2009**
Louisville	1	0	0	1977	1977
Loyola	1	2	0	1923	1930
Lyon College	1	0	0	1907	1907
Marshall	1	1	0	1942	2014
Maryland	0	0	1	1990	1990
Massachusetts (UMass)	1	0	0	2016	2016
McMurry College	2	1	0	1957	1960
McNeese State	24	13	0	1953	1990
Memphis	5	5	0	1936	1956
Miami (Fla.)	0	4	0	1979	1904
Michigan State	1	0	0	2003	2003
Middle Tennessee	4	2	0	1984	2016
Millsaps College	9	5	0	1923	1938
Mississippi (Ole Miss)	2	8	0	1911	2011
Mississippi College	6	11	1	1907	1938
Mississippi State	**3**	**10**	**0**	**1904**	**2017**
Mississippi Valley State	2	0	0	1984	2000
Missouri State	0	1	0	1987	1987
Montana	1	0	0	1991	1991
Montana State	0	1	0	1984	1984
Navy	1	2	0	2009	2016
Nebraska	0	2	0	1998	2006
Nevada	5	7	0	1995	2011
Nevada-Las Vegas (UNLV)	1	2	0	1993	2012
New Mexico*	1	0	0	1979	1979
New Mexico State	8	4	0	1967	2012
Nicholls State	4	0	0	1988	2009
North Carolina State	0	1	0	2013	2013
North Texas	**9**	**7**	**0**	**1976**	**2017**
Northern Arizona	2	0	0	1972	1973
Northern Illinois	6	1	0	1989	2008
Northwestern State	54	20	5	1907	2017
Oklahoma	0	1	0	2014	2014
Oklahoma City	2	3	0	1937	1949
Oklahoma State	1	1	0	2001	1902
Old Dominion	0	1	0	2014	2014
Ouachita Baptist	8	6	2	1906	1940
Pacific	0	1	0	1995	1995
Penn State	0	2	0	2000	2002
Rice	**7**	**4**	**0**	**1965**	**2017**
St. Charles College	2	0	0	1917	1920
St. Edwards	0	1	0	1924	1924
Sam Houston State	2	0	1	1926	1999
Samford	1	1	0	1928	1945
San Jose State	7	5	0	1993	2012
South Alabama	**1**	**0**	**0**	**2017**	**2017**
South Carolina	0	5	1	1991	2017
South Carolina State	2	0	0	1982	2016
South Dakota	1	0	0	1937	1937
Southeastern La.	28	7	2	1938	2008
Southeastern Okla.	1	0	0	1951	1951
Southern	**1**	**0**	**0**	**2015**	**2015**
Southern Arkansas	4	0	1	1920	1934
Southern California	0	1	0	1999	1999
Southern Illinois	1	0	0	1991	1991
Southern Methodist (SMU)	4	1	0	2001	2017
Southern Miss	**15**	**34**	**0**	**1935**	**2017**
Southwestern	3	1	0	1944	1949
Stephen F. Austin	4	1	0	1950	2000
Stetson	0	1	0	1927	1927
Tampa	5	1	0	1935	1971
Texas Christian (TCU)	0	1	0	2011	2011
Tennessee	0	2	0	1993	2004
Tennessee-Doctors	0	0	1	1926	1926
Tennessee Tech	6	2	0	1935	1972
Texas-Arlington (UTA)	13	5	0	1961	1985
Texas-El Paso (UTEP)	**11**	**2**	**1**	**1939**	**2017**
Texas-San Antonio (UTSA)	**5**	**1**	**0**	**2012**	**2017**
Texas A&M*	0	11	0	1981	2012
Texas A&M-Commerce	1	1	1	1950	1964
Texas State	1	0	0	2012	2012
Texas Tech	0	2	0	1933	2016
Toledo	2	0	0	1996	1999
Tulane	0	9	0	1904	2013
Tulsa	7	3	0	1986	2013
Union (Tenn.)	3	1	0	1926	1935
Utah State	6	4	0	1993	2012
Vanderbilt	0	1	0	1995	1995
Virginia	1	0	0	2012	2012
West Texas A&M	3	1	0	1981	1986
West Virginia	0	2	0	1992	1994
Western Carolina	1	0	0	1974	1974
Western Illinois	2	0	0	1973	1980
Western Kentucky (WKU)	**5**	**3**	**0**	**1939**	**2017**
Western Michigan	0	2	0	1989	1990
Wyoming	0	2	0	1988	1998
Xavier (Ohio)	0	1	0	1950	1950

*Includes forfeit victory for Tech

OTHERS (Non Colleges)

Barksdale AAF	0	1	0	1945	1945
4th Infantry (Ft. Benning, Ga.)	0	2	0	1925	1944
Lake Charles AAF	1	0	0	1945	1945
Marine OCS (New Orleans)	1	0	0	1944	1944
Monroe Athletes	3	0	1	1906	1909
Pensacola Naval Air Station	2	0	0	1959	1960
Ruston Athletics	2	0	0	1906	1907
Selman AAF	0	1	0	1944	1944
Shreveport Athletic Club	0	0	1	1908	1908
16th Infantry (Little Rock)	2	0	0	1908	1908
Waco AFS	1	0	0	1942	1942
Winnfield HS	1	0	0	1910	1910
YMCA Conf. (Shreveport)	0	0	1	1906	1906

Overall Record	**608**	**456**	**37**	**(.552)**

2018 Opponents in BOLD

ALL-TIME SERIES

Abilene Christian
Tech leads 2-0
1955 H Tech, 21-7
1972 H Tech, 35-12

Akron
Tech leads 2-1
1968 N Tech, 33-13
1989 A Akron, 31-24
1990 H Tech, 36-15

Alabama
Alabama leads 3-2
1966 A Alabama, 34-0
1992 A Alabama, 13-0
1993 A Alabama, 56-3
1997 A Tech, 26-20
1999 A Tech, 29-28

Alabama-Birmingham
Tech leads 5-1
1996 H Tech, 35-31
1997 A Tech, 32-29
1998 H Tech, 54-23
1999 A Tech, 41-20
2014 A Tech, 40-24
2016 A UAB, 23-22

Alcorn State
Tech leads 1-0
1984 A Tech, 44-21

Arkansas
Arkansas leads 4-0
1901 H Arkansas, 14-0
1996 A Arkansas, 38-21
1997 A Arkansas, 17-13
2016 A Arkansas, 21-20

Arkansas-Monticello
Tech leads 4-1
1921 H Tech, 13-0
1930 H Tech, 12-0
1939 H Tech, 32-0
1944 H UAM, 20-14
1958 H Tech, 40-0

Arkansas College
Tech leads 1-0
1907 H Tech, 23-0

Arkansas State
Tech leads 26-12
1956 A ASU, 21-13
1957 H Tech, 25-19
1958 A Tech, 14-7
1959 H Tech, 35-0
1960 A ASU, 7-3
1961 H Tech, 47-8
1966 A ASU, 26-13
1967 H Tech, 6-3
1970 A ASU, 38-17
1971 H Tech, 28-27
1972 N Tech, 38-17
1973 H Tech, 23-7
1974 A Tech, 20-7
1975 H ASU, 30-13
1976 A Tech, 27-13
1977 A Tech, 20-7
1978 H Tech, 24-10
1979 H ASU, 14-7
1980 A Tech, 28-0
1981 H Tech, 32-0
1982 A Tech, 24-14
1983 A ASU, 21-7
1984 H Tech, 20-10
1985 A ASU, 31-13
1986 H ASU, 20-17
1987 A ASU, 37-3
1988 H ASU, 31-22
1989 A Tech, 40-37
1990 H Tech, 40-7
1991 A Tech, 42-10
1992 H Tech, 23-0
1993 H Tech, 17-3
1994 A Tech, 20-14
1995 H Tech, 28-25
1996 A ASU, 55-38
1997 H Tech, 42-14
1998 A Tech, 69-21
2015 N Tech, 47-28

Army
Army leads 2-0
2008 A Army, 14-7
2013 N Army, 35-16

Auburn
Auburn leads 12-0-1
1941 A Auburn, 34-0
1945 A Auburn, 29-0
1947 A Auburn, 14-0
1948 A Tied, 13-13
1989 A Auburn, 38-23
1990 A Auburn, 16-14
1997 A Auburn, 49-13
1998 A Auburn, 32-17
2000 A Auburn, 38-28
2001 A Auburn, 48-41 (OT)
2004 A Auburn, 52-7
2009 A Auburn, 37-13
2014 A Auburn, 45-17

Austin College
Tech leads 2-0
1954 H Tech, 40-14
1955 H Tech, 40-21

Ball State
Series tied 1-1
1976 A Ball State, 41-28
1978 H Tech, 17-7

Barksdale Army Air Field
Barksdale leads 1-0
1945 H Barksdale, 12-7

Baylor
Baylor leads 5-1
1981 H Baylor, 28-21
1986 A Baylor, 38-7
1987 A Baylor, 13-3
1992 A Tech, 10-9
1994 A Baylor, 44-3
1996 H Baylor, 24-16

Birmingham-Southern
Birmingham So. leads 1-0
1939 A BS, 7-6

Boise State
Boise State leads 9-4
1973 N Tech, 38-34
1997 A Tech, 31-27
1998 H Tech, 63-28
2001 H Tech, 48-42
2002 A BSU, 36-10
2003 H BSU, 43-37
2004 A BSU, 55-14
2005 H BSU, 30-13
2006 A BSU, 55-14
2007 H BSU, 45-31
2008 A BSU, 38-3
2009 H BSU, 45-35
2010 A BSU, 49-20

Bowling Green
Tech leads 2-0
1995 A Tech, 28-21
1997 H Tech, 30-23

Bradley
Series tied 1-1
1948 H Tech, 17-14
1949 A Bradley, 20-18

California
Tied 1-1
1997 H Tech, 41-34
2007 A Cal, 42-12

Cal State-Sacramento
Tech leads 1-0
1977 H Tech, 56-0

Centenary
Series tied 9-9-1
1909 U Tech, 60-0
1912 U Tech, 20-0
1913 U Tech, 7-0
1914 U Tech, 33-7
1914 U Tech, 14-0
1921 A Tech, 14-7
1922 A Centenary, 22-0
1923 A Centenary, 27-0
1926 A Centenary, 7-0
1927 A Centenary, 33-0
1928 A Centenary, 63-2
1929 A Centenary, 19-0
1930 H Centenary, 13-0
1937 H Tied, 7-7
1938 A Centenary, 14-7
1939 H Centenary, 19-0
1940 A Tech, 6-0
1941 H Tech, 39-7
1947 H Tech, 52-14

Central Arkansas
Tech leads 3-0
1946 H Tech, 38-0
2007 H Tech, 28-7
2011 H Tech, 48-42 (OT)

Central Florida
UCF leads 3-1
1993 H UCF, 38-16
1998 H UCF, 64-30
1999 A Tech, 46-35
2000 H UCF, 20-16

Central Michigan
Tech leads 2-1
1974 N CMU, 35-14
1996 A Tech, 38-37
1997 H Tech, 56-28

Central Oklahoma
Tech leads 1-0
1952 H Tech, 34-6

Clark College
Tech leads 5-0
1922 H Tech, 100-0
1926 H Tech, 36-0
1927 H Tech, 30-0
1928 H Tech, 19-6
1929 H Tech, 21-12

Clemson
Clemson leads 3-0
2001 N Clemson, 49-24
2002 A Clemson, 33-13
2006 A Clemson, 51-0

Colorado State
Tech leads 1-0
1990 H Tech, 31-30

Copiah-Lincoln JC
Copiah-Lincoln leads 2-1
1931 H Tech, 13-7
1932 H C-L JC, 2-0
1933 H C-L JC, 10-9

Cornell College (Iowa)
Tech leads 1-0
1938 H Tech, 26-0

Dallas, University of
Dallas leads 1-0
1924 H Dallas, 9-0

Delaware
Delaware leads 1-0
1982 H Delaware, 17-0

Delta State
Tech leads 3-0
1932 H Tech, 20-0
1934 H Tech, 26-0
1967 A Tech, 34-7

East Carolina
East Carolina leads 3-2-1
1968 H Tech, 35-7
1969 A Tech, 24-6
1978 H ECU, 35-13
1989 A Tied, 29-29
1990 A ECU, 27-17
1993 A ECU, 31-28

East Tennessee State
Tech leads 3-1
1969 N ETSU, 34-14
1980 A Tech, 7-3
1981 H Tech, 31-3
1992 H Tech, 65-7

East Texas State
Series tied 1-1-1
1950 N Tied, 0-0
1951 H ETSU, 27-7
1964 H Tech, 15-7

Eastern Michigan
Tech leads 5-1
1971 N Tech, 14-3
1972 H Tech, 24-17
1973 A EMU, 21-19
1982 H Tech, 49-12
1991 A Tech, 17-14
1992 H Tech, 31-17

Florida
Florida leads 2-0
1989 A Florida, 34-7
2005 A Florida, 41-3

Florida Atlantic
Florida Atlantic leads 1-0
2017 H FAU, 48-23

Florida International
Tech leads 3-0
2013 A Tech, 23-7
2015 H Tech, 27-17
2016 A Tech, 44-24

Florida State
Series tied 2-2
1952 A Tech, 32-13
1953 H Tech, 32-21
1988 A FSU, 66-3
1999 A FSU, 41-7

Fort Benning (4th Infantry)
Ft. Benning leads 2-0
1925 A Benning, 66-7
1944 H Benning, 33-0

Fresno State
Fresno State leads 9-4
1986 A FS, 34-10
1992 A FS, 48-14
2001 A FS, 38-28
2002 H FS, 45-13
2003 A FS, 16-6
2004 H Tech, 28-21
2005 A Tech, 40-28
2006 H FS, 34-27
2007 A FS, 17-6
2008 H Tech, 38-35
2009 A FS, 30-28
2010 H FS, 40-34
2011 A Tech, 41-21

Grambling State
Tech leads 1-0
2010 N Tech, 20-6

Hardin-Simmons
Hardin-Sim. leads 2-0
1941 H H.S., 13-0
1942 A H.S., 47-13

Hawai'i
Hawai'i leads 8-2
2000 A Hawai'i, 27-10
2003 H Hawai'i, 44-41
2004 A Hawai'i, 34-23
2005 H Tech, 46-14
2006 A Hawai'i, 61-17
2007 H Hawai'i, 45-44 (OT)
2008 A Hawai'i, 24-14
2009 H Tech, 27-6
2010 A Hawai'i, 41-21
2011 H Hawai'i, 44-26

Henderson State
HSU leads 8-7-2
1906 U Tied, 5-5
1907 U Tech, 21-0
1908 U HSU, 11-10
1909 U Tech, 3-0
1910 U Tech, 11-6
1911 H Tech, 24-3
1912 U HSU, 14-0
1914 H HSU, 28-0
1915 U Tech, 43-0
1916 U HSU, 14-0
1917 U Tech, 19-13
1919 U HSU, 14-7
1922 H HSU, 34-0
1923 A Tech, 7-3
1925 H Tied, 0-0
1933 H HSU, 7-0
1934 A HSU, 27-0

Hendrix College (Ark.)
Series tied 2-2-1
1908 U Tech, 72-0
1911 A Tied, 5-5
1914 H HC, 20-0
1916 U HC, 7-6
1922 H Tech, 34-0

Holmes Junior College
Tech leads 1-0
1934 H Tech, 7-0

Houston
Houston leads 4-3
1948 A Houston, 40-33
1988 H Houston, 60-0
1991 A Houston, 73-3
1994 H Tech, 32-7
1995 A Tech, 19-7
2011 H Houston, 35-34

2012 A Tech, 56-49

Howard Payne
Tech leads 6-2
1946 H Tech, 13-7
1947 H HP, 14-0
1948 H Tech, 20-0
1949 A HP, 22-18
1950 H Tech, 27-20
1951 A Tech, 34-27
1954 H Tech, 13-7
1955 A Tech, 26-7

Idaho
Tech leads 6-2
2005 A Tech, 41-38
2006 H Idaho, 24-14
2007 A Tech, 28-16
2008 H Tech, 46-14
2009 A Idaho, 35-34
2010 H Tech, 48-35
2011 A Tech, 24-11
2012 H Tech, 70-28

Illinois
Tech leads 2-0
2012 A Tech, 52-24
2014 N Tech, 35-18

Illinois State
Tech leads 1-0-1
1974 H Tech, 16-7
1977 A Tied, 21-21

Illinois Wesleyan
Tech leads 3-1
1936 H Tech, 12-0
1937 H IWU, 2-0
1939 H Tech, 12-7
1940 H Tech, 20-14

Jackson Military College
Tech leads 1-0
1907 U Tech, 35-5

Jacksonville State
Tech leads 1-0
1939 H Tech, 39-0

Kansas
Kansas Leads 3-1
1987 A Tech, 16-11
2005 A Kansas, 34-14
2008 A Kansas, 29-0
2013 A Kansas, 13-10

Kansas State
KSU leads 3-1
1988 A Tech, 31-28
2000 A KSU, 54-10
2001 A KSU, 40-7
2015 A KSU, 39-33 (3OT)

Lake Charles Army Air Field
Tech leads 1-0
1945 H Tech, 7-2

Lamar
Tech leads 17-5
1959 A Lamar, 13-6
1960 H Tech, 20-0
1966 A Lamar, 31-16
1967 H Tech, 41-31
1968 A Tech, 34-7
1969 H Tech, 77-40
1970 A Lamar, 6-0
1971 H Tech, 26-7
1973 A Tech, 17-3
1974 H Tech, 28-0
1975 A Tech, 24-10
1976 H Tech, 37-7
1977 A Tech, 23-6
1978 H Tech, 40-3
1979 A Lamar, 19-7
1980 H Tech, 16-7
1981 A Tech, 16-7
1982 H Tech, 40-13
1983 H Lamar, 18-12
1984 A Tech, 22-7
1985 H Tech, 23-22
1986 A Tech, 39-20
2013 H Tech, 27-14

Lambuth College
Tech leads 1-0
1934 H Tech, 41-0

Little Rock (16th Infantry)
Tech leads 2-0
1908 H Tech, 28-0
1908 H Tech, 18-6

Little Rock College
Tech leads 2-1
1923 H Tech, 26-0
1924 H Tech, 12-0
1925 H LRC, 10-0

Louisiana-Lafayette
Tech leads 48-33-6
1910 U Tech, 75-0
1915 U Tied, 7-7
1916 U ULL, 26-0
1917 U ULL, 57-0
1920 U Tech, Forfeit
1921 H Tech, 20-0
1924 A ULL, 20-6
1925 H ULL, 22-13
1926 A Tech, 23-0
1927 H Tech, 13-0
1928 U ULL, 45-6
1929 H Tech, 24-7
1930 U Tech, 7-0
1931 H Tech, 38-0
1932 A Tech, 15-0
1933 U ULL, 13-7
1934 N ULL, 25-0
1935 U Tech, 25-0
1936 U Tech, 20-7
1937 U Tied, 0-0
1938 U ULL, 27-7
1939 H ULL, 12-6
1940 A ULL, 7-6
1941 H Tech, 12-0
1942 A ULL, 12-7
1944 H ULL, 15-0
1944 A Tech, 7-0
1945 A Tech, 14-12
1945 A ULL, 13-7
1946 A Tech, 34-6
1947 H Tech, 9-0
1948 A Tech, 24-14
1949 H Tech, 21-0
1950 A ULL, 41-13
1951 H ULL, 14-7
1952 A Tied, 19-19
1953 H Tech, 27-7
1954 A ULL, 25-0
1955 H Tech, 28-14
1956 A Tech, 33-6
1957 H Tech, 28-13
1958 A Tech, 33-0
1959 H Tech, 28-13
1960 A ULL, 6-2
1961 H Tech, 12-0
1962 A ULL, 13-6
1963 H Tech, 45-0
1964 A Tech, 6-3
1965 H ULL, 16-8
1966 A ULL, 21-12
1967 H ULL, 20-14
1968 A ULL, 28-24
1969 H Tech, 34-21
1970 A ULL, 20-10
1971 H Tech, 35-15
1972 A Tech, 7-0
1973 H Tech, 23-0
1974 A Tech, 35-20
1975 H Tech, 24-14
1976 A ULL, 31-26
1977 H Tied, 21-21
1978 A ULL, 24-6
1979 H Tech, 17-0
1980 A ULL, 27-9
1981 H Tied, 17-17
1982 A ULL, 29-19
1983 A ULL, 13-9
1984 H ULL, 17-16
1985 H Tech, 24-23
1986 A Tech, 23-14
1988 H Tech, 19-16
1989 A Tech, 40-14
1990 H Tech, 24-10
1991 A Tied, 14-14
1992 H Tech, 21-7
1993 A ULL, 21-17
1994 H ULL, 13-3
1995 A ULL, 40-33
1996 H ULL, 37-31
1997 A Tech, 63-24
1998 H Tech, 77-14
1999 A Tech, 41-31
2000 H Tech, 48-14
2003 A Tech, 34-3
2004 H Tech, 24-20
2014 A Tech, 48-20
2015 H Tech, 43-14

Louisiana-Monroe
Tech leads 30-13
1953 H Tech, 61-6
1954 A Tech, 51-6
1955 H Tech, 34-14
1956 A ULM, 7-0
1957 H Tech, 15-6
1958 A Tech, 46-21
1959 H Tech, 27-0
1960 A Tech, 20-15
1961 H Tech, 27-7
1962 A ULM, 13-6
1963 H Tech, 28-7
1964 A Tech, 23-0
1965 H Tech, 52-7
1966 A ULM, 14-6
1967 H ULM, 21-14
1968 A Tech, 25-10
1969 H Tech, 34-6
1970 A ULM, 28-21
1971 H Tech, 23-0
1972 A Tech, 10-6
1973 H Tech, 40-0
1974 H Tech, 41-23
1975 H Tech, 41-23
1976 A Tech, 55-35
1977 H Tech, 20-0
1978 A ULM, 18-0
1979 H Tech, 13-10
1980 A ULM, 19-14
1981 H ULM, 35-0
1982 A Tech, 17-10
1983 H ULM, 17-0
1984 A ULM, 2-10
1985 H ULM, 13-9
1986 A ULM, 20-6
1987 H ULM, 44-7
1988 A Tech, 23-0
1989 H Tech, 24-6
1990 A Tech, 31-7
1991 H Tech, 35-10
1997 H Tech, 17-16
1998 A Tech, 44-14
1999 H Tech, 58-17
2000 A Tech, 42-19

Louisiana College
Tech leads 27-5-4
1910 U Tech, 60-0
1913 H Tech, 53-0
1915 U Tech, 40-0
1920 A Tech, 14-0
1920 H Tech, 7-0
1922 A Tech, 33-6
1923 A Tech, 40-7
1924 H Tied, 0-0
1925 A Tied, 0-0
1926 H Tech, 28-0
1929 A LC, 19-13
1930 H Tech, 6-0
1931 A Tech, 27-7
1932 H LC, 13-6
1933 H LC, 30-0
1934 H LC, 13-0
1935 A Tech, 25-7
1936 H Tied, 6-6
1937 A LC, 13-12
1938 H Tech, 7-0
1939 A Tech, 10-9
1940 H Tech, 15-6
1941 A Tech, 45-0
1946 H Tech, 33-6
1947 A Tech, 30-12
1948 H Tech, 21-7
1949 A Tech, 26-7
1950 H Tech, 21-9
1951 H Tech, 20-14
1952 H Tech, 35-13
1953 A Tech, 20-6
1954 H Tech, 27-0
1955 A Tech, 39-7
1956 H Tied, 0-0
1963 H Tech, 12-6
1964 A Tech, 8-7

Louisiana State (LSU)
LSU leads 18-1
1901 U LSU, 57-0
1903 U LSU, 16-0
1904 A LSU, 17-0
1904 H Tech, 6-0
1905 A LSU, 16-0
1906 A LSU, 17-0
1907 A LSU, 28-0
1908 H LSU, 22-0
1909 N LSU, 23-0
1913 U LSU, 20-2
1914 A LSU, 60-0
1927 A LSU, 45-0
1929 A LSU, 53-7
1930 A LSU, 71-0
1940 A LSU, 39-7
1941 A LSU, 25-0
2003 A LSU, 49-10
2007 A LSU, 58-10
2009 A LSU, 24-16

Louisville
Tech leads 1-0
1977 H Tech, 24-14

Loyola
(Loyola of the South)
Loyola leads 2-1
1923 H Tech, 28-6
1924 A Loyola, 27-0
1930 A Loyola, 26-0

Marine OCS (New Orleans)
Tech leads 1-0
1944 H Tech, 72-0

Marshall
Series tied 1-1
1942 H Tech, 26-0
2014 A Marshall, 26-23

Maryland
Series tied 0-0-1
1990 N Tied, 34-34

Massachusetts
Tech leads, 1-0
2016 A Tech, 56-28

McMurry College
Tech leads 2-1
1957 A MC, 26-24
1958 H Tech, 20-12
1960 H Tech, 23-7

McNeese State
Tech leads 24-13
1952 H Tech, 6-0
1953 A Tech, 56-21
1954 H Tech, 21-10
1955 A Tech, 14-0
1956 H Tech, 6-0
1957 A McNeese, 13-6
1958 H Tech, 17-0
1959 A Tech, 28-0
1960 H Tech, 15-14
1961 A Tech, 21-16
1962 H Tech, 14-6
1963 A McNeese, 27-6
1964 H Tech, 10-6
1965 A McNeese, 20-14
1966 H McNeese, 10-7
1967 A McNeese, 20-12
1968 H McNeese, 27-20
1969 A Tech, 35-18
1970 H McNeese, 16-14
1971 A McNeese, 29-22
1972 H Tech, 34-17
1973 A Tech, 10-7
1974 H Tech, 24-17
1975 A Tech, 21-14
1976 H McNeese, 15-13
1977 A Tech, 14-7
1978 H Tech, 34-20
1979 A McNeese, 41-7
1980 H McNeese, 45-8
1981 A McNeese, 27-20
1982 H Tech, 35-14
1983 H McNeese, 24-20
1984 A Tech, 24-17
1985 H Tech, 35-3
1986 A Tech, 28-16
1987 H Tech, 7-3
1990 A Tech, 51-3

Memphis
Series tied 5-5
1936 H Tech, 44-0
1942 A Tech, 33-7
1948 H Tech, 20-14
1950 H Memphis, 6-0
1951 A Memphis, 26-14
1952 H Tech, 26-7
1953 A Memphis, 13-7
1957 H Memphis, 17-7
1958 A Memphis, 26-12
1959 H Tech, 10-8

Miami (Fla.)
Miami leads 4-0
1979 A Miami, 6-0
2000 A Miami, 42-31
2003 H Miami, 48-9
2004 A Miami, 48-0

Michigan State
Tech leads 1-0
2003 A Tech, 20-19

Middle Tennessee
Tech leads 4-2
1984 A Tech, 21-13
1996 H Tech, 20-0

1999 H Tech, 42-18
2000 A MT, 49-21
2015 H Tech, 45-16
2016 A MT, 38-34

Millsaps College
Tech leads 9-5
1923 H Tech, 20-0
1925 H Millsaps, 13-2
1926 H Tech, 13-7
1928 H Tech, 15-7
1929 A Tech, 6-0
1930 A Millsaps, 19-0
1931 H Tech, 13-7
1932 H Tech, 19-14
1933 H Millsaps, 3-0
1934 H Millsaps, 13-7
1935 H Millsaps, 21-20
1936 H Tech, 13-0
1937 H Tech, 7-0
1938 H Tech, 19-7

Mississippi (Ole Miss)
Ole Miss leads 8-2
1911 A Ole Miss, 15-0
1913 A Ole Miss, 26-0
1937 A Ole Miss, 13-0
1938 A Ole Miss, 27-7
1945 A Ole Miss, 26-21
1946 A Tech, 7-6
1984 A Ole Miss, 14-8
1992 A Ole Miss, 13-6
2007 A Ole Miss, 24-0
2011 A Tech, 27-7

Mississippi College
MC leads 11-6-1
1907 U Tech, 18-0
1910 U Tech, 6-0
1911 H Tech, 24-0
1912 U MC, 14-13
1913 U MC, 7-3
1914 H MC, 14-8
1915 U Tied, 0-0
1916 U MC, 13-0
1925 A Tech, 6-0
1927 N MC, 7-0
1928 N MC, 12-0
1929 A MC, 21-6
1930 N MC, 39-0
1931 H Tech, 19-13
1932 A MC, 14-7
1934 A MC, 32-0
1935 H Tech, 21-7
1938 H MC, 26-13

Mississippi State
MSU leads 10-3
1904 A MSU, 32-5
1908 A MSU, 47-0
1927 A MSU, 14-0
1938 A MSU, 48-0
1968 A Tech, 20-13
1980 A MSU, 31-11
1987 A MSU, 14-13
1988 A MSU, 21-14
1996 A Tech, 38-23
2008 H Tech, 22-14
2011 A MSU, 26-20 (OT)
2015 A MSU, 45-20
2017 H MSU, 57-21

Mississippi Valley State
Tech leads 2-0
1984 H Tech, 66-19
2000 H Tech, 63-10

Monroe Athletes Team
Tech leads 3-0-1
1906 U Tied, 0-0
1907 U Tech, 11-0
1907 U Tech, 11-0
1909 U Tech, 28-0

Montana
Tech leads 1-0
1991 H Tech, 21-11

Montana State
Montana St. leads 1-0
1984 N MS, 19-6

Navy
Navy leads 2-1
2009 A Navy, 32-14
2010 H Navy, 37-23
2016 N Tech, 48-45

Nebraska
Nebraska leads 2-0
1998 A Nebraska, 56-27
2006 A Nebraska, 49-10

Nevada
Nevada leads 7-5
1995 H Nevada, 49-45
2001 A Tech, 45-42
2002 H Tech, 50-47
2003 A Tech, 42-34
2004 H Tech, 38-21
2005 A Nevada, 47-27
2006 H Nevada, 42-0
2007 A Nevada, 49-10
2008 H Nevada, 35-31
2009 A Nevada, 37-14
2010 H Nevada, 35-17
2011 A Tech, 24-20

Nevada-Las Vegas
UNLV leads 2-1
1993 H UNLV, 28-23
1994 A UNLV, 24-20
2012 H Tech, 58-31

New Mexico
Tech leads 1-0
1979 A N.M., 34-0*
* - Tech win by forfeit

New Mexico State
Tech leads 8-4
1967 A NMSU, 48-7
1968 H Tech, 42-24
1983 A NMSU, 15-7
1995 A NMSU, 48-13
2005 H Tech, 34-14
2006 A NMSU, 50-23
2007 H Tech, 22-21
2008 A Tech, 35-31
2009 H Tech, 45-7
2010 A Tech, 41-20
2011 H Tech, 44-0
2012 A Tech, 28-14

Nicholls State
Tech leads 4-0
1988 H Tech, 31-10
1998 H Tech, 56-28
2006 H Tech, 31-21
2009 H Tech, 48-13

North Carolina State
NC State leads 1-0
2013 A NCST, 40-14

North Texas
Tech leads 9-7
1976 H UNT, 14-8
1977 H UNT, 41-14
1978 H UNT, 16-14
1979 H UNT, 19-17
1983 A Tech, 25-18
1984 H Tech, 17-12
1985 A Tech, 33-8
1986 H Tech, 17-10
1987 A UNT, 10-5
2005 H Tech, 40-14
2006 A Tech, 34-31
2013 H UNT, 28-13
2014 A Tech, 42-21
2015 H Tech, 56-13
2016 A Tech, 45-24
2017 H UNT, 24-23

Northern Arizona
Tech leads 2-0
1972 A Tech, 41-21
1973 H Tech, 37-7

Northern Illinois
Tech leads 6-1
1989 H Tech, 42-21
1991 A Tech, 37-3
1993 H Tech, 17-16
1994 A NIU, 27-17
1995 H Tech, 59-14
1996 A Tech, 40-14
2008 N Tech, 17-10

Northwestern State
Tech leads 54-20-5
1907 H Tech, 43-4
1909 U Tech, 45-0
1910 U Tech, 32-0
1911 H Tech, 39-0
1913 U Tech, 40-0
1915 U Tech, 20-7
1916 H Tech, 24-0
1917 U NSU, 6-0
1919 U NSU, 27-0
1920 U NSU, 12-0
1921 H Tech, 17-0
1922 A Tied, 0-0
1923 A Tech, 66-7
1926 H Tech, 28-0
1927 A Tech, 33-0
1928 A NSU, 6-0
1929 H Tied, 0-0
1930 A NSU, 19-14
1931 H Tech, 18-2
1932 A NSU, 33-0
1933 H Tech, 6-0
1934 A NSU, 6-0
1935 H Tech, 32-0
1936 A Tech, 32-0
1937 N Tech, 14-0
1938 N NSU, 7-6
1939 N NSU, 26-0
1940 N NSU, 13-0
1941 N Tech, 10-0
1942 N NSU, 10-6
1944 A Tech, 21-7
1944 H Tied, 0-0
1945 H Tech, 18-7
1945 A Tech, 7-2
1946 N Tech, 14-7
1947 N Tech, 24-0
1948 N Tech, 10-7
1949 N Tech, 28-21
1950 N Tech, 15-7
1951 N Tech, 21-6
1952 N Tech, 22-0
1953 N NSU, 15-7
1954 N Tech, 13-6
1955 N Tech, 21-20
1956 N Tied, 0-0
1957 N Tech, 20-13
1958 N NSU, 18-14
1959 N Tech, 27-14
1960 N Tech, 13-7
1961 N NSU, 19-7
1962 N NSU, 19-2
1963 N Tech, 27-13
1964 N Tech, 16-7
1965 N Tech, 42-14
1966 N NSU, 28-7
1967 N NSU, 7-0
1968 N Tech, 42-39
1969 N Tech, 42-21
1970 N NSU, 20-17
1971 N Tech, 33-21
1972 N Tech, 20-16
1973 N Tech, 26-7
1974 N Tech, 34-0
1975 N Tech, 41-14
1976 N Tech, 35-6
1977 H Tech, 30-8
1978 N Tech, 45-20
1979 N NSU, 25-21
1980 N Tech, 27-23
1981 N Tech, 37-33
1982 N Tech, 33-0
1983 N Tech, 21-10
1984 N Tech, 5-0
1985 N Tech, 33-17
1986 N Tied, 13-13
1987 N Tech, 23-0
1994 H Tech, 38-28
2014 H NSU, 30-27
2017 H Tech, 52-24

Oklahoma
Oklahoma leads 1-0
2014 A OU, 48-16

Oklahoma City
OCU leads 3-2
1937 H Tech, 27-6
1938 A OCU, 7-6
1946 H OCU, 6-2
1947 A OCU, 28-13
1949 H Tech, 45-0

Oklahoma State
Series tied 1-1
2001 A OSU, 30-23
2002 H Tech, 39-36

Old Dominion
Old Dominion leads 1-0
2014 A ODU, 30-27 (OT)

Ouachita Baptist
Tech leads 8-6-2
1906 U Tech, 5-0
1907 U Tech, 37-0
1908 U Tech, 77-5
1910 U Tech, 6-0
1911 A Tech, 6-0
1912 U Tied, 0-0
1913 U Tied, 0-0
1913 U OBU, 19-0
1915 U OBU, 19-0
1916 U Tech, 10-6
1917 U OBU, 53-10
1921 H Tech, 20-0
1924 H OBU, 13-0
1925 N OBU, 28-0
1929 N Tech, 13-0
1940 N OBU, 17-0

Ozarks, College of the
Ozarks leads 2-0
1928 H Ozarks, 18-0
1933 H Ozarks, 40-0

Pacific
Pacific leads 1-0
1995 A Pacific, 47-41

Penn State
Penn State leads 2-0
2000 A PSU, 67-7
2002 A PSU, 49-17

Pensacola Naval Air Station
Tech leads 2-0
1959 A Tech, 7-0
1960 H Tech, 28-19

Rice
Tech leads 7-4
1965 A Rice, 14-0
2001 H Tech, 48-42
2002 A Rice, 37-20
2003 H Rice, 49-14
2004 A Tech, 51-14
2012 H Tech, 56-37
2013 A Rice, 52-14
2014 H Tech, 76-31
2015 A Tech, 42-17
2016 H Tech, 61-16
2017 A Tech, 42-28

Ruston Athletics
Tech leads 2-0
1906 U Tech, 26-0
1907 U Tech, 49-0

St. Charles
Tech leads 2-0
1917 U Tech, 43-7
1920 U Tech, 13-7

St. Edwards
St. Edwards leads 1-0
1924 A St. E, 28-12

Sam Houston State
Tech leads 2-0-1
1926 H Tied, 6-6
1942 H Tech, 46-0
1999 H Tech, 55-17

Samford
Series tied 1-1
1928 H Samford, 52-0
1945 H Tech, 32-6

San Jose State
Tech leads 7-5
1993 A SJSU, 31-8
1994 H SJSU, 27-6
2001 H Tech, 41-20
2002 A SJSU, 42-30
2005 H Tech, 31-14
2006 A SJSU, 44-10
2007 H Tech, 27-23
2008 A Tech, 21-0
2009 H Tech, 55-20
2010 A Tech, 45-38
2011 H Tech, 38-28
2012 A SJSU, 52-43

Selman Army Air Field
Selman leads 1-0
1944 H Selman, 13-6

Shreveport Athletic Club
Series tied 0-0-1
1908 U Tied, 0-0

Shreveport YMCA
Series tied 0-0-1
1906 U Tied, 0-0

South Alabama
Tech leads 1-0
2017 H Tech, 34-16

South Carolina
SC leads 5-0-1
1991 A Tied, 12-12
1992 A SC, 14-13
1993 A SC, 34-3
1994 A SC, 31-6
1995 A SC, 68-21
2017 A SC, 17-16

South Carolina State
Tech leads 2-0
1982 H Tech, 38-3
2016 H Tech, 53-24

South Dakota
Tech leads 1-0
1937 H Tech, 20-6

Southern
Tech leads 1-0
2015 H Tech, 62-15

Southeastern Louisiana
Tech leads 28-7-2
1938 H Tied, 0-0
1940 H Tech, 26-6
1941 A Tech, 21-14
1942 H Tech, 56-14
1946 H SLU, 22-14
1947 A Tech, 20-18
1948 H Tech, 19-13
1949 A Tech, 20-14
1950 H Tech, 14-0
1951 A SLU, 19-7
1952 H Tied, 7-7
1953 H Tech, 12-0
1954 H SLU, 35-24
1955 A Tech, 21-0
1956 H Tech, 12-6
1957 A Tech, 21-14
1958 H Tech, 10-6
1959 A Tech, 14-0
1960 H Tech, 17-14
1961 A SLU, 34-14
1962 H Tech, 27-15
1963 A SLU, 15-7
1964 H Tech, 28-7
1965 A Tech, 16-14
1966 H Tech, 13-6
1967 A SLU, 27-21
1968 H Tech, 35-7
1969 A Tech, 25-24
1970 H SLU, 24-21
1971 A Tech, 24-9
1972 H Tech, 21-0
1973 A Tech, 26-7
1974 H Tech, 34-13
1975 A Tech, 33-28
1984 A Tech, 17-9
1985 H Tech, 40-7
2008 H Tech, 41-26

Southeastern Oklahoma
Tech leads 1-0
1951 A Tech, 40-6

Southern Arkansas
Tech leads 4-0-1
1920 U Tech, 3-0
1921 A Tech, 22-13
1922 H Tech, 89-0
1929 A Tied, 6-6
1934 H Tech, 7-0

Southern California
USC leads 1-0
1999 A USC, 45-19

Southern Illinois
Tech leads 1-0
1991 H Tech, 48-16

Southern Methodist
Tech leads 4-1
2001 H Tech, 36-6
2002 A SMU, 37-34
2003 H Tech, 41-6
2004 A Tech, 41-10
2017 N Tech, 51-10

Southern Miss
USM leads 34-15
1935 H Tech, 27-0
1936 H USM, 12-7
1937 H Tech, 7-0
1941 H USM, 19-7
1946 A USM, 7-6
1947 H USM, 7-6
1948 A USM, 20-6
1949 H Tech, 34-13
1950 A USM, 41-20
1951 H USM, 33-7
1952 A USM, 52-0
1953 H USM, 30-0
1954 A USM, 28-0
1955 H USM, 7-6
1956 A USM, 14-0
1957 A USM, 7-0
1958 A USM, 14-0
1959 H Tech, 16-0
1960 A Tech, 10-7
1961 H USM, 7-0
1962 A USM, 29-18
1963 H Tech, 10-0
1964 A USM, 14-7
1965 H USM, 31-7
1966 A USM, 14-0
1967 H USM, 58-7
1968 A Tech, 27-20
1969 H USM, 24-23
1970 A Tech, 27-6
1971 H USM, 24-20
1972 A Tech, 33-14
1975 H USM, 24-14
1976 H Tech, 23-22
1977 A Tech, 28-10
1980 A USM, 38-11
1982 A Tech, 13-6
1983 A USM, 28-10
1984 A USM, 34-0
1985 A USM, 28-0
1988 H USM, 26-19
1991 H Tech, 30-14
1992 A USM, 16-13
2010 H USM, 13-12
2011 A USM, 19-17
2013 H Tech, 36-13
2014 A Tech, 31-20
2015 H USM, 58-24
2016 A USM, 39-24
2017 HUSM, 34-27 (2OT)

Southwest Missouri
SWMS leads 1-0
1987 H SWMS, 13-10

Southwest (Texas)
Tech leads 3-1
1944 H SWT, 26-0
1945 H Tech, 20-14
1946 H Tech, 34-20
1949 H Tech, 20-0

Stephen F. Austin
Tech leads 4-1
1950 A Tech, 21-6
1956 H Tech, 37-14
1957 A Tech, 19-13
1990 H Tech, 31-22
2000 H SFA, 34-31OT

Stetson
Stetson leads 1-0
1927 A Stetson, 19-7

Tampa
Tech leads 5-1
1935 A Tech, 32-7
1936 H Tech, 6-0
1937 A Tech, 26-13
1939 H Tech, 13-0
1970 H Tampa, 14-10
1971 A Tech, 28-2

Tennessee
Tennessee leads 2-0
1993 A Tenn., 50-0
2004 A Tenn., 42-17

Tennessee-Chattanooga
Tech leads 7-3
1969 A Tech, 23-7
1970 H Tech, 28-3
1971 A Tech, 35-20
1974 A Tech, 35-14
1975 H Tech, 49-20
1976 A Tech, 49-7
1978 H UTC, 12-7
1979 A UTC, 24-7
1983 H Tech, 17-14
1987 A UTC, 20-18

Tennessee Medical (Univ. of Tenn.-Doctors)
Series tied 0-0-1
1926 H Tied, 0-0

Tennessee Tech
Tech leads 6-2
1935 H Tech, 44-0
1961 A Tech, 21-10
1962 H Tech, 33-20
1963 A Tenn. Tech, 21-19
1964 H Tech, 25-6
1965 A Tech, 20-6
1966 A Tenn. Tech, 21-9
1972 N Tech, 35-0

Texas-Arlington
Tech leads 13-5
1961 A UTA, 8-7
1962 H Tech, 19-9
1963 A Tech, 34-14
1964 H Tech, 19-7
1972 A Tech, 35-14
1973 H Tech, 44-0
1974 A Tech, 42-15
1975 H Tech, 37-8
1976 A UTA, 56-35
1977 H Tech, 34-12
1978 A Tech, 28-21
1979 H UTA, 30-16
1980 H UTA, 21-20
1981 A UTA, 31-14
1982 A Tech, 17-14
1983 A Tech, 24-17
1984 H Tech, 34-0
1985 A Tech, 29-14

TCU (Texas Christian)
TCU leads 1-0
2011 N TCU, 31-24

Texas A&M
Texas A&M leads 11-0
1981 A A&M, 43-7
1982 A A&M, 38-27
1987 A A&M, 32-3
1988 A A&M, 56-17
1996 A A&M, 63-13
1998 A A&M, 28-7*
1999 H A&M, 37-17
2002 A A&M, 31-3
2006 A A&M, 45-14
2010 A A&M, 48-16
2012 H A&M, 59-57

Texas State
Tech leads 1-0
2012 A Tech, 62-55

Texas Tech
Texas Tech leads 2-0
1933 A Texas Tech, 40-10
2016 A Texas Tech, 59-45

Toledo
Tech leads 2-0
1996 H Tech, 61-20
1999 A Tech, 34-1

Tulane
Tulane leads 9-0
1904 A Tulane, 11-0
1911 H Tulane, 45-0
1923 A Tulane, 13-7
1924 A Tulane, 42-12
1925 A Tulane, 37-0
1926 A Tulane, 40-0
1936 A Tulane, 22-13
1998 A Tulane, 63-30
2013 H Tulane, 24-15

Tulsa
Tech leads 7-3
1986 A Tech, 22-17
1989 H Tech, 34-31
1990 A Tech, 35-21
1995 H Tech, 27-23
2000 A Tulsa, 22-10
2001 A Tech, 19-7
2002 H Tech, 53-9
2003 A Tulsa, 48-18
2004 H Tech, 38-21
2013 H Tech, 24-14

Union University
Tech leads 3-1
1928 H Union, 26-0
1931 A Tech, 39-0
1932 H Tech, 46-7
1935 H Tech, 27-0

Utah State
Tech leads 6-4
1993 A USU, 24-13
1994 H USU, 7-3
2005 A Tech, 27-17
2006 H Tech, 48-35
2007 A Tech, 31-21
2008 H Tech, 45-38
2009 A USU, 23-21
2010 H Tech, 24-6
2011 A Tech, 24-17
2012 H USU, 48-41 (OT)

UTEP
Tech leads 11-2-1
1939 A UTEP, 27-0
1940 H Tech, 19-7
1941 A Tied, 0-0
1942 H Tech, 20-0
1991 A Tech, 21-17
2001 A Tech, 53-30
2002 H Tech, 38-24
2003 A Tech, 38-35
2004 H UTEP, 44-27
2013 A Tech, 38-35
2014 H Tech, 55-3
2015 A Tech, 17-15
2016 H Tech, 28-7
2017 A Tech, 42-21

UTSA
Tech leads 5-1
2012 H Tech, 51-27
2013 A UTSA, 30-10
2014 H Tech, 27-20
2015 A Tech, 34-31
2016 H Tech, 63-35
2017 H Tech, 20-6

Vanderbilt
Vanderbilt leads 1-0
1995 A Vanderbilt, 29-6

Virginia
Tech leads 1-0
2012 A Tech, 44-38

Waco Army Flying School
Tech leads 1-0
1942 H Tech, 45-0

West Texas State
Tech leads 3-1
1981 A WTSU, 17-10
1982 H Tech, 28-7
1985 A Tech, 20-10
1986 H Tech, 24-21

West Virginia
West Virginia leads 2-0-0
1992 A WVU, 23-3
1994 A WVU, 52-16

Western Carolina
Tech leads 1-0
1974 H Tech, 10-7

Western Illinois
Tech leads 2-0
1973 H Tech, 18-13
1980 H Tech, 42-6

Western Kentucky
Tech leads 5-3
1939 A WKU, 20-7
1940 H Tech, 7-6
1973 N Tech, 34-0
2014 H Tech, 59-10
2015 A WKU, 41-38
2016 H Tech, 55-52
2016 N WKU, 58-44
2017 A Tech, 23-22

Western Michigan
W. Michigan leads 2-0
1989 A WMU, 24-20
1990 A WMU, 27-21

Winnfield High School
Tech leads 1-0
1910 H Tech, 75-0

Wyoming
Wyoming leads 2-0
1988 A Wyoming, 38-6
1998 A Wyoming, 31-19

Xavier (Ohio)
Xavier leads 1-0
1950 A Xavier, 35-21

* Forfeit

COACHING RECORDS

Coaches & Years	Seasons	G	W	L	T	Pct.
Edwin Barber (1901)	1	2	0	2	0	.000
Frank Singleton (1902)	1	2	1	1	0	.500
Howard F. Crandell (1902)	1	1	0	0	1	.500
W.M. Robb (1903)	1	2	1	1	0	.500
E. G. Pierce (1904)	1	4	1	3	0	.250
J. Y. Bragg (1905)	1	1	0	1	0	.000
Z.T. Young (1906)	1	6	2	1	3	.333
George L. Watkins (1907)	1	10	9	1	0	.900
A. L. Cornell (1908)	1	8	4	3	1	.500
Percy S. Prince (1909-15, 18-19)	9	45	24	16	5	.533
A. Flack (1916)	1	6	2	4	0	.333
V. S. Pugh (1917)	1	5	2	3	0	.400
R. F. Clark (1920-21)	2	12	11*	1	0	.917
William H. Dietz (1922-23)	2	15	11	3	1	.733
Phillip H. Arbuckle (1924)	1	8	1	6	1	.125
R. C. Kenney (1925)	1	9	1	6	2	.111
Hugh E. Wilson (1926-27)	2	17	8	7	2	.471
F. A. Rockwell (1928-29)	2	19	6	11	2	.316
George M. Bohler (1930-33)	4	32	15	17	0	.469
L. P. "Eddie" McLane (1934-38)	5	50	27	19	4	.540
Ray E. Davis (1939)	1	11	5	6	0	.455
Joe Aillet (1940-66)	26	246	152	86	8	.618
Maxie Lambright (1967-78)	12	133	95	36	2	.714
Larry Beightol (1979)	1	10	2*	8	0	.200
Pat Patterson (1979)	1	1	1	0	0	1.000
Billy Brewer (1980-82)	3	35	19	15	1	.542
A. L. Williams (1983-86)	4	48	28	19	1	.583
Carl Torbush (1987)	1	11	3	8	0	.272
Joe Raymond Peace (1988-1995)	8	88	40	44	4	.455
Gary Crowton (1996-1998)	3	34	21	13	0	.618
Jack Bicknell III (1999-2006)	8	95	43	52	0	.452
Derek Dooley (2007-2009)	3	37	17	20	0	.459
Sonny Dykes (2010-2012)	3	37	22	15	0	.595
Skip Holtz (2013-Present)	5	66	38	28	0	.575
Totals	**116**	**1,106**	**612**	**456**	**38**	**.553**

*Includes one forfeit victory

TECH vs. THE TOP 25

Louisiana Tech is 5-32 against ranked teams since moving to Division I-A in 1989. Following is Tech's game-by-game breakdown against Top 25 competition:

Year	Date	Opponent	Location	W/L	Score
1989	Nov. 11	#11 Auburn	Auburn, Ala.	L	23-38
1990	Oct. 6	#5 Auburn	Auburn, Ala.	L	14-16
1991	Aug. 31	#12 Houston	Houston, Texas	L	3-73
1992	Sept. 26	#7 Alabama	Birmingham, Ala.	L	0-13
1993	Sept. 14	#10 Tennessee	Knoxville, Tenn.	L	0-50
1993	Sept. 25	#2 Alabama	Birmingham, Ala.	L	3-56
1997	Oct. 11	#8 Auburn	Auburn, Ala.	L	13-49
1998	Aug. 29	#4 Nebraska	Lincoln, Neb.	L	27-56
1998	Sept. 12	#18 Texas A&M	College Station, Texas	L	7-28
1998	Nov. 26	#11 Tulane	New Orleans, La.	L	30-63
1999	Aug. 28	#1 Florida State	Tallahassee, Fla.	L	7-41
1999	Sept. 4	#6 Texas A&M	Shreveport, La.	L	17-37
1999	Sept. 18	#18 Alabama	Birmingham, Ala.	W	29-28
2000	Sept. 2	#8 Kansas State	Manhattan, Kan.	L	10-54
2000	Oct. 21	#25 Auburn	Auburn, Ala.	L	28-38
2000	Oct. 28	#2 Miami	Coral Gables, Fla.	L	31-42
2001	Sept. 29	#10 Fresno State	Fresno, Calif.	L	28-38
2001	Oct. 20	#20 Auburn	Auburn, Ala.	L (OT)	41-48
2002	Sept. 21	#15 Penn State	State College, Pa.	L	17-49
2002	Sept. 28	#24 Texas A&M	College Station, Texas	L	3-31
2002	Nov. 16	#23 Boise State	Boise, Idaho	L	10-36
2003	Aug. 28	#2 Miami	Shreveport, La.	L	9-48
2003	Nov. 1	#7 LSU	Baton Rouge, La.	L	10-49
2004	Sept. 18	#4 Miami	Coral Gables, Fla.	L	0-48
2004	Sept. 25	#8 Tennessee	Knoxville, Tenn.	L	17-42
2004	Oct. 2	#17 Fresno State	Ruston, La.	W	28-21
2004	Oct. 9	#6 Auburn	Auburn, Ala.	L	7-52
2004	Nov. 20	#12 Boise State	Boise, Idaho	L	14-55
2005	Sept. 10	#10 Florida	Gainesville, Fla.	L	3-41
2005	Dec. 2	#23 Fresno State	Fresno, Calif.	W	40-28
2006	Sept. 2	#20 Nebraska	Lincoln, Neb.	L	10-49
2006	Sept. 30	#18 Clemson	Clemson, S.C.	L	0-51
2006	Oct. 7	#20 Boise State	Boise, Idaho	L	14-55
2007	Sept. 8	#20 Hawai'i	Ruston, La.	L (OT)	44-45
2007	Sept. 15	#8 Cal	Berkeley, Calif.	L	12-42
2007	Nov. 10	#2 LSU	Baton Rouge, La.	L	10-58
2008	Sept. 6	#14 Kansas	Lawrence, Kan.	L	0-29
2008	Oct. 1	#17 Boise State	Boise, Idaho	L	3-38
2009	Nov.6	#5 Boise State	Ruston, La.	L	35-45
2009	Nov. 14	#9 LSU	Baton Rouge, La.	L	16-24
2010	Oct. 26	#2 Boise State	Boise, Idaho	L	20-49
2010	Dec. 4	#14 Nevada	Ruston, La.	L	17-35
2011	Dec. 21	#15 TCU	San Diego, Calif.	L	24-31
2012	Oct. 13	#22 Texas A&M	Shreveport, La.	L	57-59
2014	Aug. 30	#4 Oklahoma	Norman, Okla.	L	16-48
2014	Sept. 27	#5 Auburn	Auburn, Ala.	L	17-45
2016	Dec. 23	#25 Navy	Fort Worth, Texas	W	48-45
2017	Dec. 20	#25 SMU	Frisco, Texas	W	51-10



One of the main building blocks of success for a football program is stability in the coaching staff, and for 40 years, Louisiana Tech had not only stability but incredible talent.

Joe Aillet remains the winningest football coach in Louisiana Tech history and was one of the most respected in the country during his 26-year coaching career with the Bulldogs. Aillet produced a record of 152-86-8 and won or shared 12 conference championships between 1940 and 1966. He served as Tech's athletic director for an additional four years.

A member of several national coaching halls of fame, Aillet was instrumental in forming the Louisiana High School Coaches Association in the 1930s and the Gulf States Conference in 1948.

Maxie Lambright replaced Aillet in 1967 and remained at Tech through 1978, producing a "Golden Era" of Bulldog football which included seven conference titles, three national championship seasons and two Division I bowl games. He produced 11 All-Americans and sent a dozen Bulldogs into the pros.

He also built the nation's longest college football winning streak at 23 games during 1973 and 1974.



Another building block at Louisiana Tech was Maxie Lambright. Lambright coached the 1972 Bulldogs to a 12-0 record as Louisiana Tech won the National Football Foundation national title with a 35-0 win over Tennessee Tech in the Grantland Rice Bowl. The following season, Lambright's Bulldogs claimed the Division II national title defeating Western Kentucky 34-0 in the championship game.

During his 12 years on the Tech sideline, Lambright amassed a mark of 95-36-2 while winning seven conference titles.

BULLDOG HISTORY

The names ring like a Who's Who in the National Football League: Terry Bradshaw, Pat Tilley, Roger Carr, Mike Barber, Fred Dean, Matt Stover, Willie Roaf, Doug Evans, Tim Rattay and Troy Edwards.

They are just a few of the many great players who have donned a Louisiana Tech Bulldog uniform over the past century, and their accomplishments at Tech are even more impressive.

Starting with its very first game in 1901, Louisiana Tech has become a household name in collegiate football circles.

And over the years Louisiana Tech has produced numerous conference titles, numerous all-American honors, numerous professional players and two national championship titles.

This year's players and coaches should only add to an already impressive resume.

Although so much emphasis is placed on the present, with 108 seasons of Tech football in the record books, it's important to remember so many great moments, so many great players and so many great coaches that have already made Tech's history on the gridiron successful.

From the very first team to last season's squad, Tech football can be described with three words: TRADITION OF EXCELLENCE.

1901-1909

Record: 20-13-4 (.541)
Coaches: Edwin Barber (1901); Frank Singleton (1902); Unknown (1903); E.G. Pierce (1904); J.Y. Bragg (1905); Z.T. Young (1906); George Watkins (1907); A.L. Cornell (1908); Percy Prince (1909)
Conference Affiliation (Years)/Titles: N/A

1901: First Recorded Intercollegiate Football Game

Louisiana Tech intercollegiate football history began with that 1901 season, as Edwin Barber — the first athletic coach employed by the young university — led the Bulldogs on the playing field.

And although records of some of the first years in Tech history are incomplete, Barber's team lost the only two games for which results do exist, falling to Louisiana State 57-0 and Arkansas 16-0. However, the Tech tradition had begun.

The November 1902 Industrialist, the first student publication at Tech, reported that Coach Frank Singleton led the second team to "a fairly successful season," although the record of that Bulldog squad is not known.

1904: First Recorded Intercollegiate Football Win

Coach E.G. Pierce led the 1904 Bulldogs to the first recorded win in school history with a 6-0 victory against Louisiana State during a 1-3 season. The game not only marked the inaugural win in Tech history, but also the first shutout.

Tech's first winning season was posted in 1906 as Z.T. Young led the Bulldogs to a 2-1-3 record with wins over Ouachita Baptist and the Ruston Athletic Club.

The following season, Coach George Watkins and the Bulldogs registered a 9-1 mark, which is still the most wins by a first-year head coach in Tech history. During that season, Tech outscored its opponents 248-37, with the lone setback coming against Louisiana State.

It is not known where those first Bulldogs played their games, but beginning with the 1904 season, all Tech athletic events were held in an athletic park, with a grandstand, located next to Harper Hall and present-day Howard Auditorium.

1910-1919

Record: 24-22-5 (.471)
Coaches: Percy Prince (1910-1915); A. Flack (1916); V.S. Pugh (1917); Percy Prince (1919)
Conference Affiliation (Years)/Titles: Louisiana Intercollegiate Athletic Association (1915-1924)/1915, 1921

1910: First perfect season (7-0)

During this decade of Bulldog football, Prince coached Tech for seven seasons, including the school's first perfect year in 1910 with a record of 7-0. Prince was the first coach at Tech to coach for multiple seasons, finishing his career with a record of 24-16-5.

His 1911 and 1915 teams also posted winning records, recording marks of 4-2-1 and 3-1-2, respectively.

1916: First Recorded Game at Independence Stadium

In 1916, Coach A. Flack took over for Prince, but the Bulldogs struggled, going 2-4 with wins over Ouachita and Northwestern State. V.S. Pugh took over the coaching duties in 1917 and led Tech to a 2-3 season.

However, Prince came back and coached Tech for one last season in 1919 as Tech lost to Henderson State and Northwestern State in the only two recorded games.



1920-1929

Record: 38-34-8 (.475)
Coaches: R.F. Clark (1920-1921); William Dietz (1922-1923); Phillip Arbuckle (1924); R.C. Kenney (1925); Hugh Wilson (1926-1927); F.A. Rockwell (1928-1929)
Conference Affiliation (Years)/Titles: Southern Intercollegiate Athletic Association (1925-1929)/None

Six different coaches led the Bulldogs of the 1920s as Tech posted a winning mark of 38-34-8 during the decade.

Coach R.F. Clark helped start the 1920s right for Tech fans as his two Bulldog teams registered winning records of 5-1 and 6-0 in1920 and 1921. After Clark's 1920 team lost the first game of the season 12-0 to Northwestern State, he proceeded to win 11 consecutive contests over the span of the next two years.

William Dietz picked up where Clark left off in 1922 and 1923 as the Dietz-led Bulldogs posted records of 5-1-1 and 6-2, including a 100-0 win over Clark College in 1922 and a 66-7 victory over Northwestern State in 1923.

After struggling through a 1-6-1 season in 1924 under Coach Phillip Arbuckle, Tech began its first athletic affiliation, becoming a member of the multi-state Southern Intercollegiate Athletic Association in 1925 under Coach R.C. Kenney.

Hugh Wilson coached the Bulldogs to a 5-2-2 record in 1926 and a 3-5 mark in 1927, a year that was highlighted by a game played against Mississippi College at Forsythe Park, the first intercollegiate football game played in Monroe.

1928: New Football Field Built

Then, in the fall of 1928, a new Tech athletic field was built immediately adjoining the men's gymnasium on the current site of A.E. Phillips Laboratory School. The field was dedicated on Homecoming day Nov. 5, before the game with UL-Lafayette (UL-Lafayette won 45-6).

1930-1939

Record: 47-42-4 (.505)
Coaches: George Bohler (1930-1933); L.P McLane (1934-1938); Ray Davis (1939)
Conference Affiliation (Years)/Titles: Southern Intercollegiate Athletic Association (1930-1938)/None; Louisiana IntercollegiateConference (1939)/None

The nickname Bulldogs and school colors of red and blue were decided upon sometime during the early years of the university. However, T.J. "Cotton" and Henry Matthews, two Tech freshman brothers from Bossier City, donated Tech's first live bulldog in 1930.

On the playing field, Coach George Bohler led Tech into the 1930s as the Bulldogs posted a 3-6 season in 1930 before rebounding to record the school's third perfect season at 7-0 in 1931.

1935: 5,000 Seat Football Stadium Built

In 1934, according to *The Tech Talk*, the Louisiana Legislature appropriated $25,000 for a concrete stadium to be built beginning in January 1935. The stadium seated 3,000, and wooden bleachers holding an additional 2,000 were built on the east side of the field.

Again, Tech — under the guidance of Coach L.P. McLane — and UL-Lafayette dedicated the facility as Tech won the game 25-0 on its way to an 8-1 season. It also marked the first night game played at Louisiana Tech.

1937: Johnny Wyss Named Tech's First All-American

The 1937 season brought two more firsts for Louisiana Tech football as the school's first sellout came Sept. 17, 1937, in the season opener against Oklahoma City. Following a 6-3-2 season, Bulldog guard Johnny Wyss was named Tech's first All-American.

The 1939 season brought with it a new coach and a new conference as Ray Davis took over the Bulldog coaching duties, guiding Tech to a 5-6 mark in the school's first year as a member of the Louisiana Intercollegiate Conference.

1940-1949

Record: 50-31-1 (.610)
Coach: Joe Aillet (1940-1949)
Conference Affiliation (Years)/Titles: Louisiana Collegiate Conference (1940-1947)/1941, 1945, 1947; Gulf States Conference (1948-1949)/1949

1940: Joe Aillet Era Begins

It is no coincidence that the first 10 years of Joe Aillet's tenure as football coach at Tech was one of the winningest decades percentage-wise in Bulldog history.

1948: Tech joins Gulf States Conference; Gulf State Championship

Aillet, who is still the school's winningest coach with 152 wins, took over in 1940 and promptly led the Bulldogs to four conference titles during the decade, three as a member of the Louisiana Collegiate Conference and one as a member of the Gulf States Conference which Tech joined in 1948.

Aillet, who was instrumental in forming the GSC, was the first president of the league.

Tech also posted eight winning seasons during the nine years of football in the '40s (football was discontinued during 1943).

Aillet, who is a member of the National Football Foundation's College Football Hall of Fame as well as being a charter member of the Tech Athletic Hall of Fame, led Tech to a 6-4 record in 1940 before guiding the Bulldogs to the school's first conference title in 1941 with a mark of 5-4-1.

Tech also won the LCC title in 1945 (6-4) and 1947 (5-4), while capturing the GSC title in 1948 (7-2-1) and 1949 (7-2).

A number of All-Americans led the Bulldogs during the 1940s, including the likes of Jimmy Harrison (1949), Garland Gregory (1941), Mike Reed (1946, 1947) and Ed Stassi (1948).



1950-1959

Record: 63-27-5 (.663)
Coach: Joe Aillet (1950-1959)
Conference Affiliation (Years)/Titles: Gulf States Conference(1950-1959)/ 1952, 1953, 1955, 1957, 1958, 1959

Amazingly, Joe Aillet's second decade as the Bulldogs' head coach was more successful as his teams won an incredible 70 percent of their games during the 1950s while claiming six Gulf States Conference titles.

Tech registered 10 winning seasons during the 1950s, never losing more than four games in a year. Tech captured its first GSC title of the decade during 1952, when the Bulldogs went 6-1-2, including wins over Florida State and Memphis State.

Aillet also led Tech to Gulf States titles in 1953 (6-3), 1955 (9-1), 1957 (6-4), 1958 (7-3) and 1959 (9-1).

During the era, Tech had 33 players earn All-Gulf States Conference honors including the family foursome of Tommy (three times), Pat (twice), Bobby and Joe Hinton (twice).

Nine of Aillet's players were named All-American during the 1950s, including Charles Anderson, Gordon Brown, Joe Hinton, Pat Hinton, Tommy Hinton, Jerry Hudson, Russell Rainbolt, Leo Sanford and Jess Storts.

1960-1969

Record: 57-38 (.600)
Coaches: Joe Aillet (1960-1966); Maxie Lambright (1967-1969)
Conference Affiliation (Years)/Titles: Gulf States Conference(1960-1969)/ 1960, 1964, 1969

The 1960s saw plenty of change for Louisiana Tech late in the decade.

However, early on it was the same old winning ways for Joe Aillet and his Bulldogs as Tech opened the era with yet another Gulf States Conference title and an 8-2 record.

After recording marks of 5-4, 4-4 and 6-3 over the next three seasons, the Bulldogs captured another GSC title in 1964 with a 9-1 record. A 14-7 loss at the hands of Southern Mississippi kept the Bulldogs from obtaining the perfect record.

Following another 4-4 season in 1965, the change began. Aillet's 1966 squad, his last at Tech, fell to 1-9, breaking a streak of 21 consecutive years of non-losing seasons under the Tech legend. Aillet's 26-year tenure as the Bulldogs head coach was over after 152 wins and 12 conference titles.

1967: Maxie Lambright Era Begins

In 1967, Tech hired Maxie Lambright to take over the duties and after posting a 3-7 record in his first season, the Bulldogs resumed their winning ways in 1968 with a 9-2 record, thanks in large part to a young quarterback named Terry Bradshaw.

1968: First Game played in Joe Aillet Stadium

During the 1968 season, the Bulldogs also moved into a new home, the 23,000-seat present-day facility named Tech Stadium, which was renamed Joe Aillet Stadium on Nov. 11, 1972, in memory of the Tech coach who had passed away the previous year.

Lambright, Bradshaw and the Bulldogs ended the decade claiming the 1969 Gulf States Conference title with an 8-2 mark, the school's last GSC championship.

Forty-eight Bulldogs earned All-Gulf States Conference honors during the 1960s, while Bradshaw, Tom Causey, Jerry Griffin, Joe Hinton, John Williamson, and Mickey Slaughter all earned All-American honors.

1969: Grantland Rice Bowl Appearance

Bradshaw was selected as the No. 1 overall pick in the NFL draft following his 1969 senior year.

1970-1979

Record: 78-33-2 (.690)
Coaches: Maxie Lambright (1970-1978); Larry Beightol (1979)
Conference Affiliation (Years)/Titles: Gulf States Conference (1970)/ None; Southland Conference (1971-1979)/1971, 1972, 1973, 1974, 1977, 1978

It could easily be said that the 1970s was the premier decade in the long history of Louisiana Tech football.

1971: Pioneer Bowl Appearance

After opening the era with a 2-8 mark in 1970, Lambright guided the Bulldogs to a 9-2 record and a conference title in 1971, Tech's first season as a member of the newly formed Southland Conference. However, that was just the beginning.

1972: Grantland Rice Bowl Appearance

The next three seasons are considered the greatest three-year stretch in Tech football history. Lambright led the 1972 team to a perfect 12-0 record, and the Bulldogs defeated Tennessee Tech 35-0 in the Grantland Rice Bowl to claim Co-National Champion honors along with Delaware as chosen by the National Football Foundation.

1973: Camellia Bowl Appearance

The 1973 team would not be outdone, as Lambright and the Bulldogs finished the season 12-1 and defeated Western Kentucky 34-0 in the Division II National Championship game in Sacramento, Calif.

1974: Pioneer Bowl Appearance

Finally, the 1974 team made it three in a row by winning the United Press International College Division National Championship despite losing to Central Michigan, 35-14, in a Division II national semifinal game.

1977: Independence Bowl Appearance

The following season, Tech joined the Division I ranks for the first time, and two years later, the Bulldogs played in their first bowl game, defeating highly favored Louisville, 24-14, in the Independence Bowl in Shreveport.

1978: Independence Bowl Appearance

Tech made a return trip to the Independence Bowl in 1978 but was defeated by East Carolina, 35-13. The loss marked the end of another era at Tech, as Maxie Lambright retired from his 12-year coaching career with a 95-36-2 record, trailing only Aillet in number of victories as Tech football coach.

Larry Beightol was hired in 1979 and led Tech to a 3-8 record in his only season as the Bulldogs' head coach.

With the success Tech had during the 1970s, it is no wonder the Bulldogs had 66 players earn all-conference accolades, while the likes of Ron Alexander, Larry Anderson, Mike Barber, Roger Carr, Fred Dean, Ken Lantrip, Ardis McCann, Charles McDaniel, Joe McNeely, Chris Richardson and Billy Ryckman earned All-American honors.

1980-1989

Record: 59-53-3 (.513)
Coaches: Billy Brewer (1980-1982); A.L. Williams (1983-1986); Carl Torbush (1987); Joe Raymond Peace (1988-1989)
Conference Affiliation (Years)/Titles: Southland (1980-1986)/1982, 1984

The 1980s proved to be a turning point for Louisiana Tech football as the university made the decision to move up to Division I-A status starting in 1989.

However, the '80s started slowly with two straight losing seasons under new head coach Billy Brewer (5-6 in 1980 and 4-6-1 in 1981). However, Brewer's third and last season was much more successful as the Bulldogs posted a 10-3 record and won the Southland Conference title in 1982, after being reclassified into Division I-AA.



The Bulldogs, led by quarterback Matt Dunigan, won their first-round playoff game before falling to Delaware 17-0 on a rainsoaked afternoon at Joe Aillet Stadium.

A.L. Williams took over the coaching reins in 1983 and after a sub-par first year (4-7), Williams guided Tech to the Division I-AA National Championship game in 1984.

After winning the Southland Conference title, Tech defeated Mississippi Valley State and Jerry Rice, No. 1 Alcorn State and Middle Tennessee before losing to Montana State 19-6 in Charleston, S.C., in the national championship game.

1987: Tech begins its move to I-A

Tech played in the Southland Conference for the final time during the 1986 season as university President F. Jay Taylor's goal was to leave what he called "mandated mediocrity" — Division I-AA. The Bulldogs competed as a Division I-AA independent in 1987 and 1988 during the "Movin' Up" campaign.

During those two seasons, the Bulldogs fought an uphill battle, playing road games against the likes of Baylor, Mississippi State, Texas A&M, Houston, Wyoming, Kansas State, Southern Mississippi and Florida State in an effort to meet Division I-A scheduling requirements.

Another 6,000 seats were added to Joe Aillet Stadium as part of meeting those same requirements to move up to the next level.

1989: Tech gains I-A status

Finally on Jan. 20, 1989, the call came from the NCAA, and at the football banquet that evening, the official acceptance into Division I-A football was announced by Tech President Dan Reneau. Tech officially began competing in the NCAA's highest classification with the 1989 season opener at UL-Lafayette, a contest the Bulldogs won 40-14 on their way to a 5-4-1 record.

On Oct. 4, 1989, the Spirit of 1988, a bronze Bulldog statue guarding the south entrance to Aillet Stadium, was unveiled to commemorate head coach Joe Raymond Peace's Tech team of 1988, which endured the brutal schedule in order to meet Division I-A scheduling requirements.

HOMECOMING RECORDS (67-23-2)

1925	UL-Lafayette	L, 22-13
1926	Tenn. Doctors	T, 0-0
1927	UL-Lafayette	W, 13-0
1928	Millsaps	W, 15-7
1929	UL-Lafayette	W, 24-0
1930	Centenary	L, 13-0
1931	UL-Lafayette	W, 38-0
1932	Millsaps	W, 19-14
1933	UL-Lafayette	W, 38-0
1934	Millsaps	W, 13-7
1935	NW (La.) State	W, 35-0
1936	Millsaps	W, 13-0
1937	Illinois Wesleyan	L, 2-0
1938	Southeastern La.	T, 0-0
1939	UL-Lafayette	L, 12-6
1940	La. College	W, 15-0
1941	Hardin-Simmons	L, 13-0
1942	Southeastern La.	W, 56-14
1943	Football Discontinued	
1944	UL-Lafayette	L, 15-0
1945	UL-Lafayette	W, 13-7
1946	Ark. State Teachers (Conway)	W, 38-0
1947	UL-Lafayette	L, 9-0
1948	Southeastern La.	W, 19-13
1949	UL-Lafayette	W, 21-0
1950	Southeastern La.	W, 14-0
1951	UL-Lafayette	W, 34-7
1952	Louisiana College	W, 35-13
1953	UL-Lafayette	W, 27-7
1954	Southeastern La.	L, 35-24
1955	UL-Lafayette	W, 28-14
1956	Southeastern La.	W, 12-6
1957	Memphis State	W, 17-7
1958	Southeastern La.	W, 10-6
1959	Memphis	W, 10-8
1960	Southeastern La.	W, 17-14
1961	Southern Miss.	L, 7-0
1962	Southeastern La.	W, 27-15
1963	UL-Lafayette	W, 45-0
1964	Southeastern La.	W, 28-7
1965	UL-Lafayette	L, 16-8
1966	Southeastern La.	W, 13-6
1967	UL-Lafayette	W, 13-6
1968	McNeese State	L, 27-20
1969	Southern Miss.	L, 24-23
1970	Southeastern La.	L, 24-21
1971	Southern Miss.	L, 24-20
1972	Eastern Michigan	W, 24-17
1973	UT-Arlington	W, 44-0
1974	Lamar	W, 28-0
1975	UT-Arlington	W, 37-8
1976	Southern Miss.	W, 23-22
1977	UT-Arlington	W, 34-12
1978	Arkansas State	W, 24-10
1979	UL-Lafayette	W, 17-0
1980	Western Illinois	W, 42-6
1981	UL-Monroe	L, 35-0
1982	McNeese State	W, 35-14
1983	UT-Chattanooga	W, 17-14
1984	North Texas	W, 17-12
1985	Southeastern La.	W, 40-7
1986	North Texas	W, 17-10
1987	McNeese State	W, 7-3
1988	UL-Lafayette	W, 19-16
1989	Northern Illinois	W, 41-21
1990	Stephen F. Austin	W, 31-22
1991	Southern Illinois	W, 48-16
1992	East Tenn. State	W, 65-7
1993	UNLV	L, 28-23
1994	UL-Lafayette	L, 13-3
1995	Nevada	L, 49-45
1996	Toledo	W, 61-20
1997	Arkansas State	W, 42-14
1998	Boise State	W, 63-28
1999	Middle Tenn. St.	W, 42-18
2000	UL-Lafayette	W, 48-14
2001	Rice	W, 41-38[OT]
2002	Nevada	W, 50-47
2003	Hawai'i	L, 44-41
2004	UTEP	L, 44-27
2005	North Texas	W, 40-14
2006	Idaho	L, 24-14
2007	New Mexico State	W, 22-21
2008	Fresno State	W, 38-35
2009	New Mexico State	W, 45-7
2010	Idaho	W, 48-35
2011	San Jose State	W, 38-28
2012	Idaho	W, 70-28
2013	North Texas	L, 13-28
2014	Western Kentucky	W, 59-10
2015	North Texas	W, 56-13
2016	UTSA	W, 63-35
2017	North Texas	L, 24-23

Thirty-one Bulldogs earned All-Southland Conference honors during the 1980s, while three Bulldogs earned All-Independent honors in 1989. Matt Dunigan, Walter Johnson, Doug "Tank" Landry and Glenell Sanders were named All-Americans during the decade.

1990-1999

Record: 60-49-3 (.536)
Coaches: Joe Raymond Peace (1990-1995): Gary Crowton (1996-1998); Jack Bicknell (1999)
Conference Affiliation (Years)/Titles: Division I-A Independent (1990-1992, 1996-1999)/none; Big West Conference (1993-1995)/none

1990: Independence Bowl Appearance

Louisiana Tech football opened and closed the 1990s with a bang as the 1990 Bulldog team earned an Independence Bowl berth while the 1999 team earned the school's first ever Associated Press Top 25 ranking.

The 1990s also proved to be the decade for quarterbacks at Tech as the program produced two of the top signal callers in Bulldog history in Jason Martin and Tim Rattay.

Coach Joe Raymond Peace led the 1990 Bulldogs, in only the school's second year as Division I-A Independent, to an 8-3 record during the regular season and an invitation to the Independence Bowl in Shreveport, La. The Bulldogs tied Maryland 34-34 in front of over 48,000 fans in one of the most exciting bowl games of the year.

1993: Tech joins Big West Conference

The following season, the Peace-led Bulldogs dropped the opening game and then proceeded to win eight and tie two the rest of the year. After a 5-6 season in 1992, Tech joined the Big West Conference in an effort to help scheduling and secure a bowl tie.

However, the Bulldogs' three seasons in the conference never yielded much success as Peace's squads compiled a 10-23 mark from 1993-1995.

The 1996 season saw a number of changes and much more success as Tech once again joined the ranks of Division I-A Independents and offensive coordinator Gary Crowton was hired as head coach.

Crowton, who was known for his great offensive mind and wide-open passing attack, molded quarterbacks Jason Martin and Tim Rattay into two of the nation's total offense leaders.

In 1996, Crowton guided Tech to a 6-5 season, including a 38-23 win at Southeastern Conference foe Mississippi State, while Martin had 3,360 yards and 32 touchdowns. It was just a sign of things to come.

The following season, Tech posted a 9-2 mark with wins at Alabama and against California, while sophomore quarterback Tim Rattay led the nation in total offense, passing for 3,881 yards and 34 touchdowns.

Rattay shattered his Tech records the following season, passing for 4,943 yards and 46 scores while leading the Bulldogs to a 6-6 record. Rattay's main target was wide receiver Troy Edwards, who caught 140 passes for 1,996 yards and 27 touchdowns, the latter two marks setting new NCAA records.

In a nationally televised game against defending National Champion Nebraska to open the season, Rattay and Edwards showed a preview of what Tech fans had to look forward to as Rattay passed for a school record 590 yards, while Edwards snared 21 passes for 405 yards, a new NCAA single game record.

After Crowton departed to the NFL's Chicago Bears in 1999, Tech Athletics Director Jim Oakes hired Jack Bicknell III as the 30th head coach in school history.

Bicknell led Tech to an 8-3 season, a 29-28 upset victory over eventual Southeastern Conference champion Alabama and the school's first Associated Press Top 25 ranking. Rattay finished his career ranked No. 2 in NCAA history in career passing yards, total offense and touchdown passes.

The 1999 season was made even more successful with an October announcement that the university would be making an allsports move to the Western Athletic Conference in the fall of 2001.

During the decade of the '90s, 54 Bulldog players earned all-conference honors, while Josh Bradley, Edwards, Marty Kent, Rattay, William Roaf, Bobby Slaughter and Willie Smith were named All-Americans.

2000-2009

Record: 52-69 (.430)
Coaches: Jack Bicknell (2000-2006); Derek Dooley (2007-2009)
Conference Affiliation (Years)/Titles: Division I-A Independent(2000)/none; Western Athletic Conference (2001-2009)/2001

Louisiana Tech finished its last season as a Division I-A Independent in 2000 with a 3-9 record. During the season, the Bulldogs played perennial powers such as Kansas State, Penn State, Auburn and Miami. Despite playing a difficult schedule, the Bulldogs were still one of the top offensive teams in the country, finishing 7th in the nation for passing offense.

2001: Tech joins Western Athletic Conference; Humanitarian Bowl Appearance

The Bulldogs made a splash in their new conference by going 7-1 in league play and claiming the 2001 WAC Championship. Louisiana Tech overcame an early conference loss to win its last six conference games to take the WAC title.

The championship earned the Bulldogs a berth in the 2001 Humanitarian Bowl, the school's first bowl appearance since the 1990 Independence Bowl. Despite a 49-24 loss to Clemson in the Humanitarian Bowl, the season was still a success and proved that Louisiana Tech would be a foe to be reckoned within the Western Athletic Conference.

Tech began the 2002 season by defeating eventual Houston Bowl participant and Big 12 foe Oklahoma State to open the season in a thrilling last minute 39-36 contest. However, Tech's early non-conference schedule proved brutal with road losses to Clemson, No. 15 Penn State and No. 24 Texas A&M.

For the seventh straight season the Bulldogs ranked in the nation's top 10 in passing offense while senior running back Joe Smith earned first team All-WAC honors, becoming the first Tech player since 1994 to rush for over 1,000 yards.

The 2003 season started with a nationally televised home contest against defending national champion Miami at Independence Stadium in Shreveport as a Bulldog home record crowd of 43,279 witnessed the historic event.

And although the 2003 season didn't go as planned with Tech finishing 5-7, the Bulldogs did have plenty of bright moments topped by Tech's 20-19 come-from-behind road win over Michigan State, a team that went on to earn a Top 25 ranking and eventually earned a spot in the Alamo Bowl against Nebraska.

Individual highlights included senior kicker Josh Scobee becoming Louisiana Tech's second all-time scoring leader with 339 points. Senior quarterback Luke McCown finished his career ranked in the top 5 in NCAA Division I history in passing yards and total offense.

2004: Tech faces Top 25 schedule; Pulls upset over Fresno State

Tough wouldn't describe Louisiana Tech's schedule in 2004 as the Bulldogs played seven games against eventual bowl-bound teams and six games against teams ranked in the Top 25 at one point of the season.

And although Tech's 6-6 record fell one game short of being bowl eligible, it was still an accomplishment.

The biggest moment of 2004 came in Tech's 28-21 win over No. 17 ranked Fresno State Oct. 2 at Joe Aillet Stadium. Running back Ryan Moats rushed for 236 yards and four scores and the Tech defense intercepted two passes late in the game to seal the victory.

Moats shattered the school record with 1,774 yards rushing and 18 touchdowns before declaring himself eligible for the 2005 NFL Draft (third round, Philadelphia Eagles).

2008: Bulldogs Claim Independence Bowl Championship Title

Louisiana Tech opened its season with a visit from Southeastern Conference foe Mississippi State, the first SEC team to ever come to Joe Aillet Stadium. And after the Mississippi-based Bulldogs left after a 22-14 LA Tech win, they might be the last for a while. The win marked the first win over an SEC team since 1999 when Tech topped eventual SEC champion Alabama

29-28 in Birmingham, Alabama.

The Bulldogs continued their winning ways throughout the season, going 7-5 in the regular season and 5-3 in the WAC which was good enough for a second place finish. Included in the seven regular season wins was a 21-0 shutout victory at San Jose State, the first shutout by a Tech team since 1996 and the first road shutout since 1988.

Tech earned its first invite to a bowl game since 2001 as the Bulldogs received an invitation to play in the Independence Bowl against Northern Illinois.

Tech would capture the 2008 Independence Bowl title by virtue of a 17-10 victory over the Huskies, highlighted by a 97-yard kickoff return for a touchdown by Phillip Livas. The Bowl victory was the first bowl win for the Bulldogs since they won the 1977 Independence Bowl.

Running back Daniel Porter became the eighth Louisiana Tech running back to ever rush for over 1,000 yards in a season as he rushed for 1,164 yards and nine touchdowns in 2008. Tech also placed a program record seven players on the All- WAC team, led by first team members in Porter, Livas, defensive tackle D'Anthony Smith and safety Antonio Baker.

In 2009 Porter continued to showcase his rushing talents, becoming the school's all-time leading rusher with 3,352 rushing yards to his credit while Dennis Morris earned all-America honors and was named the College Football Performance Awards' National Tight End of the Year after leading the country in touchdown receptions among tight ends.

2010-PRESENT

Record: 44-32 (.579)
Coaches: Sonny Dykes (2010-2012), Skip Holtz (2013-Present)
Conference Affiliation (Years)/Titles: Division I-A/FBS Western Athletic Conference (2010-2012/One (2011); Conference USA (2013-Present)/C-USA West Division (2014)

Louisiana Tech began the Sonny Dykes era with high hopes for a high octane offense. The engine finally shifted gears midway through Dykes first season with a high offensive output in six of the team's last seven games, including 683 total offensive yards against Idaho, then the fourth-most in school history.

The 2011 season had an ominous 1-4 start (losing the season opener in the midst of Tropical Storm Lee in Hattiesburg) but the team rallied off seven-consecutive wins – the most since 1974 – and finished the year winning the WAC title. Tech came within a possession of upsetting No. 15 TCU in the Poinsettia Bowl game to close the season. Sonny Dykes was named the WAC Coach of the Year, Adrien Cole was named the WAC Defensive Player of the Year and was one of 11 All-WAC honorees and the Bulldogs stunned the country in the midst of its winning streak with a 27-7 throttling of Ole Miss.

Louisiana Tech's 2012 season was a year marked by national attention and record-shattering performances as the team finished the year ranked No. 1 in the nation in total offense, scoring and net punting while Freshman All-American Kenneth Dixon broke three of Marshall Faulk's NCAA Freshman records. Punter Ryan Allen became the first punter to win back-to-back Ray Guy Awards and quarterback Colby Cameron won the 2012 Sammy Baugh Award. Tech reached as high as No. 18 in the rankings and finished the year 9-3 but, in its final season in the WAC, was left out of the postseason as the league only had one bowl tie-in and three bowl eligible teams. In early December Sonny Dykes left Tech for Cal and the Bulldogs hired Skip Holtz to become the program's 33rd head coach and to guide the program into Conference USA.

In the program's second year as a member of Conference USA, Skip Holtz guided the Bulldogs to a C-USA West Division title and an appearance in the C-USA Championship game while moving on to the Zaxby's Heart of Dallas Bowl where Tech registered a 35-18 win over Illinois.

With one of the most prolific offenses in school history, the 2015 team won the R+L New Orleans Bowl with a dominating 47-28 win over Arkansas State as running back Kenneth Dixon registered a short-lived NCAA record 87 career touchdowns (topped one week later by Navy's Keenan Reynolds). Dixon, quarterback Jeff Driskel and defensive tackle Vernon Butler all went in the 2016 NFL Draft.

ALL-TIME ASSISTANT COACHES

Anderson, Larry	1988
Arledge, Jerry	1988-1989
	1983-1986
Baker, Blake	2014-Present
Baldwin, Jerry	1983-1992
Ball, Tony	2017-Present
Bartel, Gary	1987-1993
Bates, Randy	2000-2006
Bicknell III, Jack	1997-1998
Borich, Mike	1995-1998
Bradford, Ronnie	2013-15
Bradford, Todd	1996-1999
Brumbaugh, Jimmy	2007-2009
Burris, Jeff	2018-Present
Carmichael Jr., Pete	1996-1999
Carmichael Sr.,Pete	2005-2006
Causey, John	1981-1986
Clay, Bill	2005
Collins, Pat	1967-1978
Conque, Clint	1993-1999
Crouch, Randy	1979-1986
Crowley, Cecil	1940-1955
Crowton, Gary	1995
Curtis, Kevin	2010-2012
	2016-17
Dameron, Kim	2013
Darlington, George	2006
Dauterive, Larry	1979-1984
Diaz, Manny	2014
Doherty, George	1957-1966
Eggen, Stan	2008-2013
Ensminger, Steve	1988-1990
Evans, Kenny	2006-2007
Ferguson, Joe	1991-1993
Fitch, Todd	2016-Present
Fontenette, Chino	2007-2009
Fouquier, Kevin	1995-1999
Franklin, Tony	2010-2012
Fredenburg, Pete	1995-1996
Gamble, Brian	2018-Present
Gandy, Shelton	2005-2006
Giles, Oscar	2014
Goethie, Lanier	2016-17
Hedges, Lee	1966
Hemphill, Bruce	1985-1986
Hines, Conroy	1994-2009
Hines, David	1979-1982
Howard, Todd	2000-2002
Huff, Eddie	1987
Hughes, Tony	2003
Indest, Brent	2006-2007
Ingram, Piere	2010-2012
Jackson, Ed	1993-2007
Johnson, Bill	1988-1989
Jones, Joe	1983-1986
Joseph, Mickey	2016
Joseph Norman	1987
Joseph, Terry	2007-2009
Juluke, Jabbar	2013-15
Kaufman, Art	1992-1994
Keane, Tim	1995-1996
Koonz, Jeff	2010-2013
Laird, Billy	1983-1986
Levine, Tony	2002
Lewis, E.J.	1963-1980
Likens, Rob	2010-2012
Link, Erik	2018-Present
Malo, Greg	2002-2005
Marshall, Jim	1987
Martin, Wallace	1971-1978
Masella, Tom	1999-2001
McFarland, Robert	2015-Present
McGraw, Robert	1981-1982
Mendenhall, Bronco	1997
Merrit, Mickey	1979-1982
Minter, Rick	1979
Misita, Tony	1967-1970
Mize, Jimmy	1946-1969
Monken, Todd	2000-2001
Moore, Matt	2013-2014
Moore, Patrick	2005-2006
Mulroy, Richard	1980
Patterson, Pat	1967-1978
Peace, Joe Raymond	1983-1987
Perot, Pete	1988-1997
	2000-12
Petersen, Tony	2013-15
Petri, Rick	1992
	2015-Present
Pierce, Benjy	1993-1994
Quimby, Gary	1989-1990
Rattay, Tim	2013-Present
Reinebold, Jeff	2003
Robinson, Andy	2006
Robinson, Joe	1991-1992
	2001
Russel, Eric	2007-2008
Scelfo, Frank	2007-2009
Scott, Karl	2015
Slaughter, Bobby	1993-1994
Slaughter, Mickey	1967-1978
Sloan, Joe	2013-Present
Smith, George	1976-1978
Smith, Rick	2002-2003
Spangler, Tommy	2006-2012
Spence, Rob	2000
Tademy, Tony	1987
Terrebonne, Karl	1988-1990
Thompson, John	1990-1991
Thompson, John	1990
Tidwell, Paul	1998-2000
Tilley, Pat	1989-1992
Tolleson, Mike	1979
Tommerdahl, Mark	2009-2012
Torbush, Carl	1980-1982
Turner, Jim	1999
Vaszily, Chris	2001-2003
Welch, Jack	1993
Werner, Dan	1991-1994
Williamson, Huey	1951-1966
Youngblood, Robert	1980-1982

2017 DXL FRISCO BOWL

LOUISIANA TECH	51
#25 SMU	10

DEC. 20 • TOYOTA STADIUM • FRISCO, TEXAS

FRISCO, Texas - Louisiana Tech entered its matchup against SMU in the DXL Frisco Bowl as a touchdown underdog as the Mustangs boasted one of the top offenses in the country.

The Mustangs met their match Wednesday night at Toyota Stadium. Namely, the Bulldogs defense.

Louisiana Tech's defense forced six turnovers, scored two touchdowns on interception returns and sacked SMU quarterback Ben Hicks four times to lead the Bulldogs to a lopsided 51-10 victory before 14,419 fans.

It marked the fourth straight bowl win for Louisiana Tech and left a savory taste in the mouths of Bulldog fans following a regular season that saw its share of sourness. The Bulldog senior class also recorded its 34th win in four years, the most by any LA Tech senior class since the program joined the FBS ranks in 1988.



"Turnovers are such a big part of winning and losing," head coach Skip Holtz said. "You look at this game statistically - Ok, yards, we gained a couple more - but you look at the turnover battle and I think a big part of that [was] J'Mar [Smith] not having any. Offensively, we didn't have a turnover tonight. And then defensively, what we were able to create. Four sacks, six turnovers. I thought it was a total team effort with the pressure up front and then the guys in coverage. When you look at the weapons they have with two draft-pick receivers and all the weapons that they've put up, the whole mindset was keep the ball in front of us, make them snap it again. It was fun to watch those guys run around and play."

Tech scored early and Tech scored often, building a 21-0 first quarter lead and a 42-10 halftime advantage. In its most complete game of the year, the Bulldogs saw contributions in every phase of the game as the Tech offense amassed 357 yards and the Bulldogs special teams added three field goals by Jonathan Barnes and a 65-yard kickoff return by Jaqwis Dancy in the first quarter.

Sophomore quarterback J'Mar Smith was named the offensive player of the game after throwing for 216 yards and three touchdowns. Smith completed 15-of-23 passes and also added a 1-yard rushing TD that gave Tech an early 7-0 lead.

Freshman defensive back Amik Robertson earned the Defensive Player of the Game Award. Robertson totaled four tackles, one tackle for loss and returned a first quarter interception 45-yards for a score, upping the Tech lead to 14-0.

Robertson and his fellow Bulldog defensive backs held a heralded trio of SMU receivers in check all night long. Trey Quinn, Courtland Sutton and James Proche entered the night with a combined 208 catches for just over 3,000 yards and 30 touchdowns.

However, the trio did little damage during the game. Quinn finished with eight catches for 45 yards and one score, Sutton added six catches for 68 yards and Proche was held without a reception.

Hicks also had a rough night behind center as he was constantly scrambling for his life. Tech blitzed time after time during the game, forcing Hicks to make quick throws resulting in three interceptions or getting the SMU signal caller to the ground. Hicks completed 19-of-34 passes for a season-low 127 yards and three interceptions. The previous low in passing yards for SMU this season was 218 in a loss to Memphis.

The first play of the game was a microcosm of the entire night. After receiving the opening kickoff, SMU running back Xavier Jones fumbled on the first play of the game and Bulldog defensive end Jaylon Ferguson recovered. Tech would stall out on offense and Barnes' 37-yard field goal attempt missed wide left as SMU dodged the first bullet.

It wouldn't matter.

SMU picked up a couple of first downs on the next possession before Scedrick Cooper interception Hicks and returned it 31 yards to the Mustangs 30 yard line. Nine plays later, Smith got into the endzone on a fourth down and 1 quarterback sneak and Barnes' extra point made it 7-0.

Robertson's pick six on SMU's next possession made it 14-0 Tech.

SMU's fourth drive results in a 25-yard field goal by Josh Williams. However, any momentum the Mustangs might have gained on the drive was doused with Dancy took the ensuing kickoff and galloped 65 yards to the SMU 26-yard line.

This time it took Tech four plays to cover 26 yards as Smith hit Teddy Veal on a quick pass, and Veal made two SMU defenders look silly on the six-yard TD. Barnes PAT upped the advantage to 21-3 and the route was on.

Tech added three more touchdowns in the second quarter. Darryl Lewis returned a Hicks interception 23 yards for a score. Veal then capped an impressive 5-play, 82-yard drive by the Bulldog offense with a 27-yard TD reception from Smith to up the lead to 35-3. Finally Kam McKnight made an acrobatic touchdown reception from 11 yards out following a fumble recovery by Russell Farris that set up the Bulldogs deep in SMU territory.

SMU added a 9-yard TD throw and catch from Hicks to Quinn with 15 seconds to play in the second quarter, but the Bulldogs took a comfortable 42-10 lead into the halftime locker room.

As impressive as the Tech defense was in the first half, it was even more dominating in the third and fourth quarters. After amassing just over 200 yards of offense in the first half, SMU totaled only 91 yards of total offense on 31 offensive plays in the second half as the Tech defense kept the Mustangs off the scoreboard.

With the lead, the Bulldog offense managed the clock in the second half. Senior running back Boston Scott chewed up yards and time as he finished the game with 110 yards rushing on 20 carries, giving him 1,047 yards for the season. Scott becomes the third Bulldog in the last four years to rush for over 1,000 yards and the 12th all-time.

Barnes contributed the only points by either team after halftime, hitting field goals of 28, 43 and 41-yards. The Baton Rouge native finished his Tech career with 462 points, second all-time and first among a host of NFL caliber Bulldog kickers.

Veal tied a season-high with 118 yards receiving on five catches and two touchdowns.

The 51 points were the most a LA Tech team has ever scored in a bowl game. Tech held SMU to 10 points, the fewest the Mustangs scored this season (the previous low was 22 against Houston).

Score by Quarters	1	2	3	4	Score	
Louisiana Tech	21	21	6	3	51	Record: (7-6)
#25 SMU	3	7	0	0	10	Record: (7-6)

Scoring Summary:

1st	07:43	LATECH	SMITH, J'Mar 1 yd run (BARNES, J. kick), 9-30 3:24, LATECH 7 - SMU 0
	06:50	LATECH	ROBERTSON, A. 45 yd interception return (BARNES kick), , LATECH 14 - SMU 0
	03:04	SMU	WILLIAMS, Josh 25 yd field goal, 9-47 3:36, LATECH 14 - SMU 3
	00:45	LATECH	VEAL 6 yd pass from SMITH, J. (BARNES kick), 4-26 2:07, LATECH 21 - SMU 3
2nd	11:31	LATECH	LEWIS, D. 23 yd interception return (BARNES kick), , LATECH 28 - SMU 3
	05:12	LATECH	VEAL 27 yd pass from SMITH, J. (BARNES kick), 5-82 2:26, LATECH 35 - SMU 3
	01:33	LATECH	MCKNIGHT 11 yd pass from SMITH, J. (BARNES kick), 6-30 3:05, LATECH 42 - SMU 3
	00:15	SMU	QUINN 9 yd pass from HICKS (WILLIAMS kick), 9-78 1:13, LATECH 42 - SMU 10
3rd	10:33	LATECH	BARNES, J. 28 yd field goal, 9-65 4:22, LATECH 45 - SMU 10
	03:53	LATECH	BARNES, J. 43 yd field goal, 11-41 5:01, LATECH 48 - SMU 10
4th	08:47	LATECH	BARNES, J. 41 yd field goal, 5-37 1:53, LATECH 51 - SMU 10

Team Statistics	LA TECH	SMU
FIRST DOWNS	18	20
RUSHES-YARDS (NET)	38-141	41-167
PASSING YDS (NET)	216	127
Passes Att-Comp-Int	27-16-0	34-19-3
TOTAL OFFENSE PLAYS-YARDS	65-357	75-294
Fumble Returns-Yards	1-8	0-0
Punt Returns-Yards	0-0	0-0
Kickoff Returns-Yards	3-105	10-184
Interception Returns-Yards	3-99	0-0
Punts (Number-Avg)	3-41.0	6-39.3
Fumbles-Lost	0-0	6-3
Penalties-Yards	5-50	5-35
Possession Time	30:21	29:39
Third-Down Conversions	6 of 16	5 of 15
Fourth-Down Conversions	1 of 2	0 of 0
Red-Zone Scores-Chances	5-6	2-3
Sacks By: Number-Yards	4-35	1-4

Individual Statistics

RUSHING: Louisiana Tech-SCOTT, Boston 20-110; CRAFT, Jarred 8-16; SMITH, J'Mar 9-15; TUCKER, Israel 1-0. SMU-WEST, Braeden 8-56; JONES, Xavier 12-56; JOHNSON, M. 6-55; PIERCE, Merek 3-16; FREEMAN, Ke'Mon 5-16; HICKS, Ben 7-minus 32.

PASSING: Louisiana Tech-SMITH, J'Mar 15-23-0-216; ELLIOTT, Westin 1-3-0-0; VEAL, Teddy 0-1-0-0. SMU-HICKS, Ben 19-34-3-127.

RECEIVING: Louisiana Tech-VEAL, Teddy 5-118; HARDY, Adrian 4-49; SCOTT, George 2-14; MCKNIGHT, K. 2-12; COUSAR, Zach 1-17; BONNETTE, R. 1-6; TUCKER, Israel 1-0. SMU-QUINN, Trey 8-45; SUTTON, C. 6-68; FREEMAN, Ke'Mon 3-0; JONES, Xavier 2-14.

INTERCEPTIONS: LA Tech-ROBERTSON, Amik 1-45; COOPER, S. 1-31; LEWIS, Darryl 1-23. SMU-None.

FUMBLES: LA Tech-None. SMU-HICKS, Ben 3-1; JOHNSON, M. 1-0; JONES, Xavier 1-1; WEST, Braeden 1-1.

SACKS (UA-A): Louisiana Tech-FERGUSON, J. 1-0; SPENCER, Trey 1-0; CANTY, Deldrick 1-0; SNEED, L'Jarius 1-0. SMU-DAVIS, Pono 1-0.

TACKLES (UA-A): Louisiana Tech-COOPER, S. 5-0; HOGAN, Randy 5-0; TUCKER, Israel 5-0; WASHINGTON, D. 4-0; ROBERTSON, Amik 4-0; BALDWIN, Jordan 4-0; FARRIS, Russell 3-1; SNEED, L'Jarius 3-0; BRADFORD, J. 2-0; HANNIBAL, Zach 2-0; BLANKENSHIP, E. 2-0; ROBERSON, Aaron 2-0; TURNER, I. 2-0; SCOTT, Collin 2-0; JACKSON, James 1-0; BARNETT, E. 1-0; KENDZIOR, Eric 1-0; KING, DaMarion 1-0; ZAYED, Alex 1-0; SPEARS, Tyler 1-0; YDARRAGA, M. 1-0; LEWIS, Darryl 1-0; CANTY, Deldrick 1-0; SPENCER, Trey 1-0; FERGUSON, J. 1-0; GARNER, K. 0-1. SMU-ONU, Mikial 12-0; COX, RC 5-0; WILLIAMS, J.T. 3-1; HAILEY, Shaine 3-0; SCOTT, Delontae 3-0; LANCASTER, C. 3-0; ROBINSON,Delano 2-1; MITCHELL, Kyran 2-1; CLEMONS, Rodney 2-1; GARY, Demerick 2-0; HORTON, Nick 2-0; HICKS, Ben 2-0; DAVIS, Pono 2-0; NEALS, Tyeson 1-1; RHONE, Anthony 1-1; JOHNSON, Kevin 1-0; SUTTON, Eric 1-0.

Stadium: Toyota Stadium **Attendance:** 14,419
Kickoff time: 7:05 pm **End of Game:** 10:31 pm **Total elapsed time:** 3:26
Officials: Referee: Ted Pitts; Umpire: John Short; Linesman: Greg Lefils, Jr; Line judge: Walter Flowers; Back judge: Jay Brown; Field judge: Duval West; Side judge: Chip Shields; Center judge: Greg Lefils, Sr;
Temperature: 55 **Wind:** SSE 7mph Weather: clear
Most Valuable Players: J'Mar Smith (Offense); Amik Robertson (Defense)

2016 LOCKHEED MARTIN ARMED FORCES BOWL

LOUISIANA TECH	48
#25 NAVY	45

DEC. 23 • AMON G. CARTER STADIUM • FORT WORTH, TEXAS

FORT WORTH, Texas - Jonathan Barnes' 32-yard field goal as time expired to give Louisiana Tech the storybook ending it deserved and clinched the Bulldogs' third consecutive bowl championship over No. 25 Navy Friday in the Lockheed Martin Armed Forces Bowl at Amon G. Carter Stadium in Fort Worth, Texas.

Tied 45-45 with under four minutes to play, the junior kicker's game-winning field goal capped off a wild back-and-forth affair between the Bulldogs and Midshipmen that ended up coming down to the final three seconds in the fourth quarter.

With the win, Louisiana Tech recorded its third straight 9-win season to end the 2016 campaign 9-5 overall. Navy fell to 9-5 on the year in the loss.

The two teams combined for nearly 1,000 yards Friday night in Fort Worth with the Bulldogs edging the Midshipmen with 497 yards of total offense.



"To come in here and beat a No. 25 team like Navy is big for our program," head coach Skip Holtz said. "It took us a while to get going offensively, and we had some sacks early, but Jarred Craft got our running game going and opened up the pass. This was a tremendous win, and everyone contributed. I'm proud of this team, and that was a really clutch kick to win it by Jonathan (Barnes) to get the win."

Ryan Higgins set new bowl records for completions as the senior ended the night 29-of-40 passing for 409 yards and four touchdowns through the air.

Trent Taylor earned Armed Forces Bowl MVP honors with 12 receptions for 233 receiving yards and two touchdowns. The senior receiver broke bowl records for receptions and receiving yards in a game on his way to leading LA Tech to a third straight bowl title.

In what ended up being the quickest start to a game in the history of the Lockheed Martin Armed Forces Bowl, Louisiana Tech's Carlos Henderson showed off his speed against No. 25 Navy on an 82-yard return on the opening kickoff and the Bulldogs never slowed down from that point.

Henderson's shifty return set up Ryan Higgins' quarterback keeper for a 7-0 lead for the Bulldogs in what became the fastest touchdown scored in bowl history less than 90 seconds into the game.

Henderson ended the night with 266 all-purpose yards with 129 receiving, 137 kick return yards and two touchdown receptions in the victory.

On Navy's first offensive possession, the Midshipmen gave Louisiana Tech an early Christmas gift by fumbling the football, which was recovered by Prince Sam to set up Jonathan Barnes' 22-yard field goal to extend LA Tech's lead to 10.

Midway through the first, the Midshipmen settled in and forced a LA Tech punt, which set up an 8-play, 55-yard drive by Navy to cut the lead the three with a 3-yard rushing touchdown by quarterback Zach Abey.

The Bulldogs responded on the next drive when Higgins had a hand in the second touchdown of the day for LA Tech with a 19-yard touchdown pass to Trent Taylor to put Tech up 17-7 over Navy with just 18 seconds left in the first quarter.

Navy had an answer on the first play of the second quarter as Abey completed a 64-yard touchdown pass to Darryl Bonner to cut the Midshipmen's deficit to 17-14.

The Midshipmen took their first lead of the game on the next drive thanks to Abey's efforts on the ground after a 30-yard rush, facemask penalty against the Bulldogs and then a 2-yard quarterback keeper gave Navy a 21-17 lead over LA Tech in the second.

Later in the first half, the Bulldog offense got its groove back a little bit with a 9-play, 65-yard drive that led to a 3-yard touchdown reception by Henderson to retake the lead over Navy, 24-21, midway through the second quarter of play.

After Navy tied it up at 24-24 thanks to a career-long 40-yard field goal by Barrett Moehring, Louisiana Tech answered with a 51-yard touchdown pass from Higgins to Taylor to send the Bulldogs into halftime with a 31-24 lead over the Midshipmen.

Navy opened the second half with a 14-play drive that took more than seven minutes off the clock and spanned 90 yards before knotting the game at 31-31 with a 24-yard rushing touchdown by Chris High.

At the beginning of the fourth quarter, LA Tech drove 70 yards down the field on a drive that included a 41-yard reception by Taylor over the middle to set up Boston Scott's 12-yard rushing touchdown to give the Bulldogs a 38-31 lead over Navy.

Navy's Chris High tied the game, 38-38, midway through the fourth with a 9-yard touchdown run, his second of the game, but Carlos Henderson once again took the stage later in the quarter to give Louisiana Tech another lead.

With just over four minutes left in the game, Henderson caught his second touchdown of the night, both coming on fade routes on crucial third down conversions, to give the Bulldogs a 7-point lead in the final quarter.

Navy responded quickly with the game-tying touchdown, a 30-yard rushing score by Malcolm Perry to knot the game, 45-45, before LA Tech orchestrated a 9-play, 70-yard game-winning drive that took the final 3:40 off the clock.

Score by Quarters	1	2	3	4	Score	
Louisiana Tech	17	14	0	17	48	Record: (9-5)
#25 Navy	7	17	7	14	45	Record: (9-5)

Scoring Summary:

1st	13:35	LATECH	HIGGINS, R. 1 yd run (BARNES, J. kick), 4-16 1:25, LATECH 7 - NAVY 0
	09:48	LATECH	BARNES, J. 22 yd field goal, 8-48 3:03, LATECH 10 - NAVY 0
	04:04	NAVY	ABEY, Z. 3 yd run (MOEHRING, B. kick), 8-55 2:46, LATECH 10 - NAVY 7
	00:18	LATECH	TAYLOR, T. 19 yd pass from HIGGINS (BARNES kick), 9-66 3:39, LATECH 17 - NAVY 7
2nd	14:49	NAVY	BONNER 64 yd pass from ABEY (MOEHRING kick), 2-73 0:24, LATECH 17 - NAVY 14
	11:17	NAVY	ABEY, Zach 2 yd run (MOEHRING, B kick), 3-52 1:47, LATECH 17 - NAVY 21
	07:15	LATECH	HENDERSON 3 yd pass from HIGGINS (BARNES kick), 9-65 4:02, LATECH 24 - NAVY 21
	02:02	NAVY	MOEHRING, B. 40 yd field goal, 10-41 5:07, LATECH 24 - NAVY 24
	00:35	LATECH	TAYLOR, T. 51 yd pass from HIGGINS (BARNES kick), 6-83 1:22, LATECH 31 - NAVY 24
3rd	07:53	NAVY	HIGH, Chris 24 yd run (MOEHRING, B kick), 14-90 7:02, LATECH 31 - NAVY 31
4th	13:10	LATECH	SCOTT, B. 12 yd run (BARNES kick), 6-70 2:06, LATECH 38 - NAVY 31
	09:05	NAVY	HIGH, Chris 9 yd run (MOEHRING, B kick), 10-75 4:05, LATECH 38 - NAVY 38
	04:12	LATECH	HENDERSON 4 yd pass from HIGGINS (BARNES kick), 10-72 4:48, LATECH 45 - NAVY 38
	03:46	NAVY	PERRY, M. 30 yd run (MOEHRING, B. kick), 2-75 0:20, LATECH 45 - NAVY 45
	00:00	LATECH	BARNES, J. 32 yd field goal, 9-70 3:40, LATECH 48 - NAVY 45

Team Statistics	LA TECH	NAVY
FIRST DOWNS	31	25
RUSHES-YARDS (NET)	33-88	49-300
PASSING YDS (NET)	409	159
Passes Att-Comp-Int	40-29-0	12-7-0
TOTAL OFFENSE PLAYS-YARDS	73-497	61-459
Fumble Returns-Yards	0-0	0-0
Punt Returns-Yards	0-0	2-31
Kickoff Returns-Yards	6-177	7-155
Interception Returns-Yards	0-0	0-0
Punts (Number-Avg)	2-47.0	3-47.3
Fumbles-Lost	2-1	2-1
Penalties-Yards	4-50	6-70
Possession Time	31:31	28:29
Third-Down Conversions	7 of 10	6 of 11
Fourth-Down Conversions	0 of 0	1 of 1
Red-Zone Scores-Chances	7-8	4-4
Sacks By: Number-Yards	2-5	3-24

Individual Statistics

RUSHING: Louisiana Tech-CRAFT, Jarred 17-63; SCOTT, Boston 7-33; TEAM 1-minus 1; HIGGINS, Ryan 8-minus 7. Navy-ABEY, Zach 25-114; ROMINE, Dishan 3-47; HIGH, Chris 7-46; PERRY, Malcolm 1-30; BONNER, Darryl 4-22; CASS Jr., C 6-19; WALKER, Tre 1-15; WHITE, Shawn 2-7.

PASSING: Louisiana Tech-HIGGINS, Ryan 29-40-0-409. Navy-ABEY, Zach 7-12-0-159.

RECEIVING: Louisiana Tech-TAYLOR, Trent 12-233; HENDERSON, C. 10-129; SMITH, Conner 4-34; SMITH, Alfred 1-7; BONNETTE, R. 1-5; CRAFT, Jarred 1-1. Navy-BONNER, Darryl 2-79; TILLMAN, Jamir 2-16; HIGH, Chris 1-38; BROWN III, John 1-16; COLON, Brandon 1-10.

INTERCEPTIONS: Louisiana Tech-None. Navy-None.

FUMBLES: Louisiana Tech-CRAFT, Jarred 1-1; TAYLOR, Trent 1-0. Navy-ABEY, Zach 2-1.

SACKS (UA-A): Louisiana Tech-FARRIS, Russell 1-0; BROWN, Aaron 0-1; WASHINGTON, D. 0-1. Navy-POLU, Jarvis 1-0; PALMORE, D.J. 1-0; THOMAS, Micah 1-0.

TACKLES (UA-A): Louisiana Tech-WOODS, Xavier 6-2; GROGAN, Lloyd 3-5; FARRIS, Russell 3-5; SCOTT, Collin 3-3; CANTY, Deldrick 5-0; LEWIS, Darryl 3-2; WASHINGTON, D. 2-3; FERGUSON, J. 2-2; DURMAN, Brandon 1-3; SNEED, L'Jarius 2-1; BROWN, Aaron 2-1; SAM, Prince 1-1; KING, DaMarion 1-1; BLANKENSHIP, E. 1-1; NOLAND, C. 1-1; JOHNSON, Cedric 1-0; MASON, K. 1-0; HOLLY, Bobby 1-0; SMITH, J'Mar 0-1; MIMS, Michael 0-1; YDARRAGA, M. 0-1; BRADFORD, J. 0-1; GARNER, K. 0-1. Navy-THOMAS, Micah 7-2; WOOTEN, Tyris 6-0; THOMASSON, D 5-1; GILMAN, Alohi 5-1; RYAN, Jarid 4-2; NORTON, Justin 4-2; JONES, Brandon 4-1; MASON, Amos 3-0; PALMORE, D.J. 3-0; WILLIAMS, Sean 2-1; LASTER, T 2-0; POLU, Jarvis 2-0; UZOMA, Nnamdi 2-0; CAROTHERS, Paul 2-0; FORRESTAL, P 1-0; PITTMAN, J 1-0; MCCOY, Kevin 1-0; COLBURN, Ted 1-0; WILLIAMS, K 0-1; SAYLES, Tyler 0-1.

Stadium: Amon G. Carter **Attendance:** 40,542
Kickoff time: 3:30 PM **End of Game:** 7:06 PM **Total elapsed time:** 3:36
Officials: Referee: Larry Smith; Umpire: Robert Holcomb; Linesman: Kole Knueppel; Line judge: Jeff Meslow; Back judge: Tom Riepenoff; Field judge: Monte Tilgner; Side judge: Richard Ames; Center judge: Jason Nickleby
Temperature: 49° **Wind:** S, 3 mph **Weather:** Cloudy
Most Valuable Player: Trent Taylor

2015 R+L CARRIERS NEW ORLEANS BOWL

ARKANSAS STATE	28
LOUISIANA TECH	47

DEC. 19 • MERCEDES BENZ SUPERDOME • NEW ORLEANS, LA.

NEW ORLEANS - Kenneth Dixon has always taken a team-first, me-last attitude. So it was fitting that on the series in which he set a new NCAA record for career touchdowns scored, the stitched numbers on his jersey were ripped off and he entered the end zone – and history – anonymously, at least visually.

Dixon scored four touchdowns total (two rushing, two receiving) and helped Louisiana Tech (9-4) set the fifth-most offensive yards in NCAA bowl history as the Bulldogs won the 2015 R+L Carriers New Orleans Bowl, 47-28, over Arkansas State (9-4) late Saturday night at the Mercedes-Benz Superdome.

He would finish the game as No. 1, both in the record books and on his jersey as he wore teammate Carlos Henderson's number over the final quarter after Henderson left the game with a foot injury in the first quarter.



"That number is symbolic of his unselfish attitude," Louisiana Tech head coach Skip Holtz said following the game. "It's incredibly symbolic; Kenneth Dixon gets just as excited when somebody else scores as when he does. He gets embarrassed talking about himself, he doesn't get embarrassed when he goes out on that field. He's an incredible talent, an incredible young man, you put them all together and he's pretty special."

For Louisiana Tech it was a game of breaking records. Dixon is now the NCAA's career touchdown scorer, LA Tech's 687 yards are the fifth-most of any bowl game in NCAA history and Tech set or tied 17 New Orleans Bowl records.

But as Dixon constantly preaches, it wasn't about him. It was about everyone else on his team.

It was about Jeff Driskel completing his redemption story by winning in the Superdome after losing in the Sugar Bowl in 2013. The Tech quarterback finished the year with 4,033 passing yards, ranking third in Louisiana Tech history, and set a new career-best performance with 458 passing yards.

It was about the Bulldogs making good on its week-long claim that "NOLA is Bulldog Country" with the dominating win, Tech's 10th straight over a Sun Belt Conference opponent.

And it was about the senior class becoming the school's winningest class in its Division I history by securing the 31st win, making good on a promise they made as freshmen to take the program to heights never seen before.

But as dominating as the win was, the game's outcome was in doubt for nearly three quarters.

The teams entered halftime knotted in a 17-17 tie and even traded field goals early in the second half. It took a 59-yard pass to Dixon from Driskel that pushed the Bulldogs ahead followed by Dixon running it in from eight yards out to secure the win and set the NCAA record.

Jonathan Barnes would kick a 28-yard field goal early in the fourth and Dixon would score once more as the 24 unanswered points proved to be more than Arkansas State could overcome.

Entering the week, turnovers were a key part of the game and critical in the pregame analysis. Deservedly so considering Arkansas State entered as the national leaders in interceptions and turnovers while Louisiana Tech committed seven turnovers in its last outing.

But it was the lack of turnovers that helped decide Saturday's outcome. Louisiana Tech did not commit a turnover while forcing three turnovers from the Red Wolves with two interceptions and a fumble.

"We talked to our football team about winning the turnover battle, and that's something that Arkansas State has done well," Holtz said.

Hardly lost in the Dixon and Driskel show was reliable receiver Trent Taylor's New Orleans Bowl record 149 receiving yards on 10 catches. His lone touchdown catch came early in the second quarter when Driskel found him alone in the back of the end zone as the A-State defense keyed in on Dixon.

Louisiana Tech's defense was its normal salty self with seven tackles for a loss of 21 yards, two forced fumbles and two interceptions. Beau Fitte led the team with seven total tackles while Vontarrius Dora registered two tackles for a loss of 12 yards.

Adairius Barnes made his 10th career interception while Xavier Woods tallied his ninth career interception.

With the win, Louisiana Tech joins Marshall as the only two Conference USA teams to record nine wins over the last two seasons.

Score by Quarters	1	2	3	4	Score	
Arkansas State	3	14	3	8	28	Record: (9-4,8-0)
Louisiana Tech	10	7	17	13	47	Record: (9-4,6-2)

Scoring Summary:

1st	12:00	LATECH	DIXON, Kenneth 9 yd pass from DRISKEL, Jeff (BARNES,Jonathan kick), 7-88 3:00
	06:38	ASU	Houston, J.D. 36 yd field goal, 15-56 5:22
	01:55	LATECH	BARNES,Jonathan 50 yd field goal, 6-29 1:52
2nd	12:06	LATECH	TAYLOR, Trent 13 yd pass from DRISKEL, Jeff (BARNES,Jonathan kick), 5-63 2:54
	07:22	ASU	Wand, Warren 1 yd run (Houston, J.D. kick), 14-91 4:39
	00:18	ASU	Knighten, Fredi 1 yd run (Houston, J.D. kick), 4-25 1:14
3rd	10:00	LATECH	BARNES,Jonathan 20 yd field goal, 9-57 3:02
	08:17	ASU	Houston, J.D. 37 yd field goal, 7-55 1:43
	05:09	LATECH	DIXON, Kenneth 59 yd pass from DRISKEL, Jeff (BARNES,Jonathan kick), 5-84 3:03
	00:18	LATECH	DIXON, Kenneth 8 yd run (BARNES,Jonathan kick), 8-90 3:08
4th	13:45	LATECH	BARNES,Jonathan 28 yd field goal, 5-16 1:15
	10:52	LATECH	DIXON, Kenneth 4 yd run (BARNES,Jonathan kick), 4-88 2:02
	10:38	ASU	Taylor, Blaise 98 yd kickoff return (Griswold, D. pass from Knighten, Fredi)
	01:31	LATECH	BARNES,Jonathan 22 yd field goal, 16-70 9:01

Team Statistics	ASU	LA TECH
FIRST DOWNS	23	26
RUSHES-YARDS (NET)	39-177	36-229
PASSING YDS (NET)	146	458
Passes Att-Comp-Int	29-15-2	38-26-0
TOTAL OFFENSE PLAYS-YARDS	68-323	74-687
Fumble Returns-Yards	0-0	0-0
Punt Returns-Yards	2-40	1--3
Kickoff Returns-Yards	7-225	6-107
Interception Returns-Yards	0-0	2-31
Punts (Number-Avg)	5-40.0	3-43.3
Fumbles-Lost	3-1	1-0
Penalties-Yards	11-109	13-154
Possession Time	25:13	34:47
Third-Down Conversions	7 of 15	4 of 12
Fourth-Down Conversions	0 of 0	0 of 0
Red-Zone Scores-Chances	4-4	7-7
Sacks By: Number-Yards	1-5	1-10

Individual Statistics

RUSHING: Arkansas State-Wand, Warren 12-66; Knighten, Fredi 13-42; White, Johnston 9-41; McKissic, J.D. 3-25; Gordon, Michael 2-3. Louisiana Tech-SCOTT, Boston 4-106; DIXON, Kenneth 21-102; DRISKEL, Jeff 8-16; HIGGINS, Ryan 1-3; MARTIN, Blake 2-2.

PASSING: Arkansas State-Knighten, Fredi 14-28-2-137; McKissic, J.D. 1-1-0-9. Louisiana Tech-DRISKEL, Jeff 26-38-0-458.

RECEIVING: Arkansas State-Wand, Warren 5-20; Houston, Tres 3-47; McKissic, J.D. 3-26; Stowers, S. 2-27; Paschal, Dijon 1-17; Knighten, Fredi 1-9. Louisiana Tech-TAYLOR, Trent 10-149; DIXON, Kenneth 6-113; TURNER, Paul 5-97; SMITH, Conner 3-40; HENDERSON, C. 1-53; GAINES, Marcus 1-6.

INTERCEPTIONS: Arkansas State-None. Louisiana Tech-BARNES,Adairius 1-20; WOODS, Xavier 1-11.

FUMBLES: Arkansas State-Knighten, Fredi 1-0; Wand, Warren 1-1; Taylor, Blaise 1-0. Louisiana Tech-TAYLOR, Trent 1-0.

SACKS (UA-A): Arkansas State-Swalley, Jake 1-0. Louisiana Tech-DORA,Vontarrius 1-0.

TACKLES (UA-A): Arkansas State-Hayes, Rocky 7-1; Brown, Cody 7-1; Lain, Khari 6-1; Woodson-Luster 6-0; Copeland, A. 5-1; Humes, Chris 3-3; Rolland-Jones 4-1; Roberson, W. 3-1; Heath, Q. 3-0; Taylor, Blaise 1-2; Hunter, Money 2-0; Houston, Tres 2-0; Williams, D. 1-0; Chandler, J. 1-0; Mondie, Robert 1-0; Robison, Chase 1-0; Odom, Chris 1-0; Ota, Chuks 1-0; Swalley, Jake 1-0; Hart, Jamaris 0-1. Louisiana Tech-FITTE, Beau 4-3; ABRAHAM, Bryson 6-0; THOMASON, Nick 5-1; BARNES,Adairius 5-1; WOODS, Xavier 4-2; CLEVELAND, C.J. 5-0; ROBERSON, Aaron 5-0; BRICE, Kentrell 3-1; DORA,Vontarrius 3-1; COOPER,Secdrick 2-1; CANTY, Deldrick 2-0; BUTLER, Vernon 1-1; BROWN, Aaron 1-1; SHOUSE,Gerald 1-0; WASHINGTON, D. 1-0; FERGUSON, J. 1-0; PORTER, Tyler 1-0; ANDERSON,Darchi 1-0; DANCY, Jaqwis 1-0; FARRIS, Russell 0-1; GROGAN, Lloyd 0-1.

Stadium: Mercedes-Benz Superdome **Attendance:** 32,847
Kickoff time: 8:10 PM **End of Game:** 11:53 PM **Total elapsed time:** 3:43
Officials: Referee: Adam Savoie; Umpire: Jeff Akers; Linesman: Jim Casey;
Line judge: Baron Ballester; Back judge: Gary Powers; Field judge: Ben Vasconcells;
Side judge: Alex Moore; Center judge: Mark Windham;
Temperature: - **Wind:** N/A **Weather:** N/A (Indoors)

2014 ZAXBY'S HEART OF DALLAS BOWL

LOUISIANA TECH	**35**
ILLINOIS	**18**

DEC. 26 • COTTON BOWL STADIUM • DALLAS, TEXAS

DALLAS (AP) - Louisiana Tech's Houston Bates had a career day against his former team - his 4 1-2 sacks in the Heart of Dallas Bowl matched the number he had in three seasons at Illinois.

Bates, who graduated and transferred to finish his eligibility closer to home was chosen MVP of the game after the Bulldogs beat the Illini 35-18 on Friday.

"It wasn't Houston Bates vs. Illinois. It was Louisiana Tech vs. Illinois," Bates said.

Kenneth Dixon scored one of his two touchdowns on an 80-yard reception and Xavier Woods scored on a 69-yard interception. The Bulldogs (9-5) also got touchdown runs of 16 yards from Jarred Craft and 28 yards from Blake Martin on a dark, overcast day at the Cotton Bowl stadium.

Illinois (6-7) struggled early with penalties and missed field goals, but got within three points on David Reisner's 43-yard field goal early in the fourth quarters. But Dixon scored his second TD from one yard out with six minutes left to make it 28-18 and the Illini couldn't answer.



Illinois appeared to have gotten a break when LaKeith Walls sacked Cody Sokol, causing him to fumble. Jihad Ward returned it 19 yards before Dixon forced a fumble and Sokol recovered. That drive was capped by Dixon's TD.

"The way the guys played, Kenneth and Cody and throughout the whole season, it's truly outstanding," Bates said. "It's something I'm going to live for the rest of my life. And if I die tomorrow, my life would be complete."

Tech coach Skip Holtz then asked Bates to skip the humble answer and say what it really meant to him to win.

"Unbelievable," Bates added with a huge smile.

"I know it's been an emotional week for him," Holtz said, "and I know it's been an emotional week to see him go out and do the things that he did."

Bates had an additional sack in the closing minutes negated when a teammate couldn't get off the field in time and the Bulldogs were penalized for having 12 players on the field.

Dixon became Louisiana Tech's career leader in yards rushing, finishing with 63 for a total of 3,410 in three seasons.

He is also the only FBS player with both a run and a reception of at least 80 yards this season.

Louisiana Tech went into the game tied for first place among FBS schools with 25 interceptions and first with 40 total turnovers forced. With Monday's two Illini turnovers, Tech converted turnovers into 198 points this season.

"I was just not giving up on the play," Dixon said. "I mean, he got the ball. He was running. I got behind him and just tried to do my best to get the ball back."

"I saw Kenneth coming and, what went through my head?" Holtz said. "`Get `im, Kenneth! Get `im! Get `im! Get `im!' And he got there. Great strip on the ball."

"That's the game of football to me," Illinois coach Tim Beckman said of the turnovers. "I think they've been very opportunistic in what they've done this year. We need to become that better, our defense. No question those were big, huge plays."

Tech led 21-9 lead at halftime after Reilly O'Toole's pass was returned for a touchdown by Woods midway through the second, but Illinois responded with a 3-yard scoring run by Donovonn Young. The 2-point conversion failed, though, but Reisner banked in a field goal to cut the Bulldogs' lead to 3.

O'Toole threw a 25-yard touchdown pass to Jon Davis early in the second quarter. He was 24 of 39 for a season-high 295 yards with one touchdown and one interception.

Taylor Zalewski kicked a 27-yard FG in the first quarter for Illinois, which committed eight first-half penalties for 53 yards and missed two field goals attempts and an extra point.

Sokol, who began his collegiate career in the Big Ten at Iowa, completed 14 of 28 passes for 247 yards and one touchdown.

On Woods' interception, the pass was thrown ahead of Dudek, whose uniform appeared to be held by Tech's Bryson Abraham just before Woods made the grab.

"Reilly threw the ball where I was supposed to be," Dudek said. "Which I probably would have been had I not been held, but the ref didn't call it."

Score by Quarters	***1***	***2***	***3***	***4***	***OT***	***Score***	***Record***
Illinois	3	6	6	3	-	18	(6-7)
Louisiana Tech	14	7	0	14	-	35	(9-5)

Scoring Summary:

1st	07:29	LATECH	CRAFT, Jarred 16 yd run (BARNES,Jonathan kick), 6-63 1:26
	03:46	ILL	Zalewski, T. 27 yd field goal, 8-64 3:37
	03:28	LATECH	DIXON,Kenneth 80 yd pass from SOKOL, Cody (BARNES,Jonathan kick), 1-80 0:12
2nd	11:15	ILL	Davis, Jon 25 yd pass from O'Toole, Reilly (Zalewski, T. kick failed), 5-65 1:30
	07:20	LATECH	WOODS, Xavier 69 yd interception return (BARNES,Jonathan kick)
3rd	06:04	ILL	Young, Donovonn 3 yd run (O'Toole, Reilly pass failed), 9-72 4:17
4th	14:01	ILL	Reisner, David 43 yd field goal, 10-49 3:59
	06:15	LATECH	DIXON,Kenneth 1 yd run (BARNES,Jonathan kick), 5-84 2:06
	03:43	LATECH	MARTIN, Blake 28 yd run (BARNES,Jonathan kick), 6-49 1:36

Team Statistics	***ILL***	***LA Tech***
First Downs	26	16
RUSHES-YARDS (NET)	33-122	31-114
PASSING YDS (NET)	329	247
Passes Att-Comp-Int	47-28-1	28-14-0
TOTAL OFFENSE PLAYS-YARDS	80-451	59-361
Fumble Returns-Yards	1-19	0-0
Punt Returns-Yards	0-0	2-11
Kickoff Returns-Yards	3-66	4-76
Interception Returns-Yards	0-0	1-69
Punts (Number-Avg)	5-38.8	6-37.3
Fumbles-Lost	1-1	1-1
Penalties-Yards	9-68	6-45
Possession Time	35:00	25:00
Third-Down Conversions	3 of 15	3 of 13
Fourth-Down Conversions	1 of 2	0 of 0
Red-Zone Scores-Chances	2-3	2-2
Sacks By: Number-Yards	2-19	6-43

Individual Statistics

RUSHING: Illinois-Ferguson, Josh 7-50; Dudek, Mike 1-50; Young, Donovonn 6-18; O'Toole, Reilly 18-2; Davis, Jon 1-2. Louisiana Tech-DIXON,Kenneth 13-63; MARTIN, Blake 4-38; CRAFT, Jarred 5-16; HENDERSON, C. 3-11; LEE, Hunter 1-0; TEAM 2-minus 4; SOKOL, Cody 3-minus 10.

PASSING: Illinois-O'Toole, Reilly 24-39-1-295; Lunt, Wes 4-8-0-34. Louisiana Tech-SOKOL, Cody 14-28-0-247.

RECEIVING: Illinois-Dudek, Mike 7-73; Turner, Malik 6-84; Ferguson, Josh 6-54; Allison, G. 4-72; Davis, Jon 2-38; Young, Donovonn 2-minus 2; Hardee, Justin 1-10. Louisiana Tech-HENDERSON, C. 4-93; DIXON,Kenneth 4-79; TURNER, Paul 3-38; TAYLOR, Trent 2-20; LEE, Hunter 1-17.

INTERCEPTIONS: Illinois-None. Louisiana Tech-WOODS, Xavier 1-69.

FUMBLES: Illinois-Ward, Jihad 1-1. Louisiana Tech-SOKOL, Cody 1-1.

SACKS (UA-A): Illinois-Walls, LaKeith 1-0; Bain, Rob 1-0. Louisiana Tech-BATES, Houston 4-1; BRICE, Kentrell 1-0; VILLEMEZ, Mitch 0-1.

TACKLES (UA-A): Illinois-Thomas III, E. 4-1; Neal Jr., T.J. 4-1; Petty, Zane 3-2; Barton, Taylor 2-2; Smoot, Dawuane 2-2; Bain, Rob 3-0; Fejedelem, C. 3-0; Ward, Jihad 3-0; Monheim, Mason 1-2; Grimes, Z. 2-0; Bentley, V. 1-1; Woods, DeJazz 0-2; Cazley, Dillan 1-0; Spence, Eaton 1-0; Day, Caleb 1-0; Teitsma, Austin 1-0; Walls, LaKeith 1-0; Kwaaning, D. 0-1. Louisiana Tech-VILLEMEZ, Mitch 6-4; WOODS, Xavier 9-0; LIGGINS, L. 7-2; BRICE, Kentrell 6-0; BATES, Houston 5-1; BUTLER, Vernon 3-1; GROGAN, Lloyd 3-0; CLEVELAND, C.J. 2-1; BROWN, Colby 2-0; THOMASON, Nick 2-0; ABRAHAM, Bryson 1-1; FARRIS, Russell 0-2; BARNES,Adairius 0-2; FITTE, Beau 0-2; DIXON,Kenneth 1-0; PREWITT, Jabari 1-0; MIMS, Michael 1-0; DUNN JR.,Roland 1-0; DORA,Vontarrius 1-0; THOMAS, Kylin 0-1; WILLIAMS,Dillon 0-1.

Stadium: Cotton Bowl Stadium ***Attendance:*** 31,297
Kickoff time: 12:02 PM ***End of Game:*** 3:32 PM ***Total elapsed time:*** 3:30
Officials (Pac-12): Referee: Land Clark; Umpire: Mat Jordan; Linesman: Bart Longson; Line judge: Tim Messuir; Back judge: Joe Johnson; Field judge: John Morton; Side judge: Ryan Dickson; Center judge: Mike Weseloh
Temperature: 59° ***Wind:*** SSE, 10 ***Weather:*** Light Rain
Most Valuable Player: Houston Bates

2011 SAN DIEGO COUNTY CREDIT UNION POINSETTIA BOWL

#15 TCU	31
LOUISIANA TECH	24

DEC. 21 • QUALCOMM STADIUM • SAN DIEGO, CALIF.

SAN DIEGO - Fifteenth-ranked TCU scored two fourth quarter touchdowns to complete a 31-24 come-from-behind victory over Louisiana Tech in the 2011 San Diego Credit Union Poinsettia Bowl Wednesday night at Qualcomm Stadium.

With Tech (8-5) leading 24-17 midway through the fourth quarter, TCU running back Luke Shivers completed an impressive 18-play, 72-yard drive with a one-yard plunge with 7:49 to play to tie the game at 24-24.

After a three-and-out by the Bulldog offense on its ensuing possession, TCU (11-2) took the lead on a 42-yard strike from Casey Pachall to Skye Dawson with 4:26 to play. The touchdown came on a third-down-and-five play where TCU caught the Bulldogs blitzing and the speedster Dawson beat the LA Tech secondary for the score.



Quarterback Colby Cameron and the Bulldog offense had one final opportunity but another three-and-out - the third of the second half - forced a Tech punt and TCU ran out the clock by grinding out two first downs via the ground.

The Bulldogs had the momentum in the opening two quarters as Matt Nelson's 23-yard field goal with 8:30 to play in the first quarter gave Tech a 3-0 lead. The score capped a 13-play, 65-yard drive by Tech which was highlighted by a 28-yard pass from Cameron to Quinton Patton that took the Bulldogs down to the TCU 12-yard line.

However, Tech was unable to get into the endzone on six plays inside the TCU red zone, forcing the field goal attempt.

Following a Hunter Lee fumble inside the TCU 35-yard line late in the first quarter, the Horned Frogs drove deep inside Tech territory and tied the game on a Ross Evans 25-yard field goal with 14:11 to play in the second quarter.

Tech countered immediately with a seven-play, 59-yard drive that was capped by Cameron's two-yard strike to Patton - a play that was initially ruled as an incompletion but that was overturned after instant replay. Nelson's extra point made it 10-3. The drive was highlighted by a 26-yard toss from Cameron to Taulib Ikharo that took the ball down to the TCU four-yard line.

The Bulldogs appeared to have all the momentum heading into half until TCU corner Greg McCoy intercepted a Cameron pass with just over two minutes to play and returned it to the LA Tech 25-yard line. Four plays later, Ed Wesley tied the game on a seven-yard run with only 55 seconds to play in the half.

The two teams entered the locker room tied despite the fact Tech ran 21 more offensive plays than the Horned Frogs and outgained TCU 266-144.

TCU took its first lead of the contest on their opening drive of the second half as Matthew Tucker scored from one-yard out, ending an 11-play, 55-yard drive.

Trailing 17-10, Tech was forced to punt on its next possession but the Bulldogs special teams came up big as Josh Cuthbert recovered a muffed punt by Brandon Carter inside the TCU red zone. Three plays later, Lee hit paydirt from two yards out and the game was tied again at 17-17.

After neither team was able to move the ball on their next possessions, the Bulldog defense came up with a turnover as Quinn Giles intercepted Paschall on the Tech 39-yard line. On a third-down-and 10 play, Cameron found Myles White deep over the middle for a 61-yard touchdown. Nelson's extra point was good as Tech regained the advantage 24-17.

TCU then put together the drive of the night, marching 72 yards on 18 plays and tying the game at 24 on a one-yard run by Shivers. The Horned Frogs recorded six first downs on the drive, converting two fourth down conversions and picking up a huge first down on a defensive pass interference call in the end zone on a third-down-and-goal at the nine.

The Horned Frogs dominated the time of possession in the second half, holding onto the football for 24 minutes and 10 seconds while running 52 offensive plays to LA Tech's 21.

Cameron finished the game completing 21-of-43 passes for 264 yards and two touchdowns with one interception while White (7-110, 1 TD) and Patton (5-67, 1 TD) were his top two targets. Lee rushed 20 times for 64 yards and one score.

Defensively, the Bulldogs were led by Jay Dudley (10 tackles, 1 TFL), Justin Goodman (9 tackles, 1.5 TFL) and Jamel Johnson (9 tackles).

Tech ends the season 8-5, the most wins by a Tech team since 1999. The Bulldogs also won their second Western Athletic Conference championship and participated in their second bowl game in the last four years.

Score by Quarters	1	2	3	4	OT	Score	Record
#15 TCU	0	10	7	14	-	31	(11-2)
Louisiana Tech	3	7	14	0	-	24	(8-5)

Scoring Summary:

1st	08:30	LATECH	Nelson,Matt 23 yd field goal, 13-67 3:33
2nd	14:11	TCU	EVANS, Ross 25 yd field goal, 8-57 3:22
	11:37	LATECH	Patton,Q. 2 yd pass from Cameron,C. (Nelson,M. kick), 7-59
	00:26	TCU	WESLEY, Ed 7 yd run (EVANS, Ross kick), 4-25 0:55
3rd	09:54	TCU	TUCKER, Matthew 1 yd run (EVANS, Ross kick), 11-55 5:06
	07:18	LATECH	Lee,Hunter 2 yd run (Nelson,Matt kick), 3-12 0:52
	02:10	LATECH	White,M. 61 yd pass from Cameron,C. (Nelson,M. kick), 3-61 0:17
4th	07:49	TCU	SHIVERS, Luke 1 yd run (EVANS, Ross kick), 18-72 9:21
	04:26	TCU	DAWSON, S. 42 yd pass from PACHALL, C. (EVANS, R. kick), 5-69 1:58

Team Statistics	TCU	LA Tech
First Downs	22	19
Rushes-Yards (Net)	51-190	27-96
Passing Yards (Net)	206	264
Passes Att-Comp-Int	29-15-1	43-21-1
Total Offense Plays-Yards	80-396	70-360
Fumble Returns-Yards	0-0	0-0
Punt Returns-Yards	3-18	3--2
Kickoff Returns-Yards	4-98	5-136
Interception Returns-Yards	1-24	1-0
Punts (Number-Avg)	5-43.8	5-43.2
Fumbles-Lost	1-1	2-1
Penalties-Yards	7-66	6-31
Possession Time	36:28	23:32
Third-Down Conversions	4 of 14	5 of 15
Fourth-Down Conversions	3 of 3	0 of 0
Red-Zone Scores-Chances	4-4	3-3
Sacks By: Number-Yards	1-6	0-0

Individual Statistics

RUSHING: TCU-WESLEY, Ed 16-77; JAMES, Waymon 14-51; PACHALL, Casey 8-31; TUCKER, Matthew 7-18; CARTER, Brandon 1-15; SHIVERS, Luke 2-2; DAWSON, Skye 1-minus 1; TEAM 2-minus 3. Louisiana Tech-Lee,Hunter 20-64; Cameron,Colby 6-23; Patton,Quinton 1-9.

PASSING: TCU-PACHALL, Casey 15-29-1-206. Louisiana Tech-Cameron,Colby 21-43-1-264.

RECEIVING: TCU-BOYCE, Josh 5-66; DAWSON, Skye 4-85; PORTER, David 2-22; BROCK, Logan 1-11; SHIVERS, Luke 1-10; TUCKER, Matthew 1-7; JONES, Jonathan 1-5. Louisiana Tech-White,Myles 7-110; Patton,Quinton 5-67; Ikharo,Taulib 4-41; Casey,Richie 2-24; Isham,Nick 2-13; Gru,David 1-9.

INTERCEPTIONS: TCU-MCCOY, Greg 1-24. Louisiana Tech-Giles,Quinn 1-0.

FUMBLES: TCU-CARTER, Brandon 1-1. Louisiana Tech-Johnson,Craig 1-0; Lee,Hunter 1-1.

SACKS (UA-A): TCU-JOHNSON, David 1-0. Louisiana Tech-None.

TACKLES (UA-A): TCU-CUBA,Tekerrein 5-0; CAIN, Kenny 5-0; FORREST, Ross 1-4; FOBBS, Johnny 4-0; CARDER, Tank 4-0; MAPONGA, Stansl 3-1; VERRETT, Jason 2-1; MCCOY, Greg 2-0; ANDERSON, Jonat 2-0; JOHNSON, David 2-0; JOHNSON, Devin 2-0; YENDREY, D.J. 1-1; GARDNER, Kris 1-0; TUCKER, Matthew 1-0; WHITE, Kevin 1-0; LEWIS, Jon 1-0; OLABODE, Elisha 1-0; SHIVERS, Luke 1-0; GILDON, Deryck 1-0; MALLET, Marcus 1-0; BROUGHTON, Bray 1-0; SHELLEY, Daniel 1-0; BURNS, Ray 0-1. Louisiana Tech-Dudley,Jay 6-4; Johnson,Jamel 8-1; Goodman,Justin 8-1; Cole,Adrien 6-1; Boyd,Chad 1-4; Crowe,Javontay 3-0; Broha,Matt 3-0; White,Jon'al 3-0; Giles,Quinn 2-1; Ellis,Justin 2-1; Johnson,Craig 2-1; Porter,Rufus 2-0; Clark,Dave 2-0; Lucas,Shakeil 2-0; Mitchum,Antonio 2-0; Enemkpali,IK 1-1; Cameron,Colby 1-0; Taylor,Andre 1-0; Hayes,Kendall 1-0; James,Kendrick 1-0; Carter,Terry 0-1.

Stadium: Snapdragon (Qualcomm) Stadium ***Attendance:*** 24,607
Kickoff time: 5:06 PM ***End of Game:*** 8:35 PM ***Total elapsed time:*** 3:29
Officials (Big Ten): Referee: Todd Geerlings; Umpire: Rick Nelson; Linesman: John Quinn; Line judge: Jeff Szink; Back judge: Denny Morris; Field judge: Craig Jeffreys; Side judge: John Hayes; Scorer: John Gunther
Temperature: 57° ***Wind:*** WSW, 5 ***Weather:*** Partly Cloudy

2008 INDEPENDENCE BOWL

LOUISIANA TECH	17
NORTHERN ILLINOIS	10

DEC. 28 • INDEPENDENCE STADIUM • SHREVEPORT, LA.

It's no surprise that Louisiana Tech turned to its defense and special teams against Northern Illinois Sunday night at the 33rd Independence Bowl at Independence Stadium.

Those units were instrumental all season in leading head coach Derek Dooley and Co. to its first post-season appearance since 2001 and only its third since the program joined the Football Bowl Subdivision in 1989.

On Sunday night in Shreveport, once again, they came through leading Tech to a 17-10 win over the Huskies.

Phillip Livas, the offensive MVP of the game, got the game started for Tech with a 97-yard kickoff return for a touchdown in the first quarter and then the Bulldogs defense stiffened the rest of the way.



After allowing a NIU touchdown on only its second possession, the Tech defensive unit limited the Huskies to three points over the final three quarters of play.

Senior defensive back Weldon Brown, playing before a home crowd – Brown prepped at Bossier High School – , earned defensive MVP honors after recording a career-high 14 tackles, one fumble recovery, one interception and a key pass breakup on a NIU fourth down play early in the game.

Northern Illinois jumped out to an early 7-0 lead on an 8-yard pass from Chandler Harnish to fullback Kyle Skarb with 1:56 to play in the first quarter. The play culminated an 11-play drive covering 69 yards in 1:56.

The lead was short-lived as "Saturday Night" Livas took the ensuing kickoff, ran straight up the middle before veering left towards the Bulldog sideline and raced 97 yards for a touchdown.

It was Livas' second career kickoff return for a touchdown and the sixth longest in Bulldog history. Livas, who also has two punt returns for scores this season, now has four returns for scores in his career, the second most trailing only Larry Anderson with five.

The kickoff return was the second longest in Indy Bowl history and the first since Duece McAllister returned one for Ole Miss against Texas Tech in 1998.

After a three-and-out by NIU on its next possession, the Bulldogs took a 14-7 lead on an 11-yard Daniel Porter touchdown run with 13:41 to play in the second quarter. The touchdown, which came on a draw play on second and goal, capped a 5-play, 42-yard drive over 2:04.

After another three-and-out by NIU, Tech appeared to have threatened again when senior Patrick Jackson took a handoff and raced over 50 yards inside the Huskies 10-yard line but a holding penalty negated the play.

After a failed third down attempt brought up a fourth down and seven, Tech attempted a fake punt but Quin Harris was tackled a foot short of the line to gain as NIU took over on the Tech 46-yard line.

The game remained 14-7 but the Bulldogs had a golden opportunity to take a bigger lead into the half when Weldon Brown recovered a fumbled punt return by the Huskies with only 36 seconds remaining in the half.

However, after three straight incompletions by Ross Jenkins, Brad Oestriecher had a 41-yard field goal attempt partially blocked by Jake Coffman as the Bulldogs entered the halftime locker room leading by a touchdown.

Oestriecher redeemed himself early in the third quarter as the Bulldogs marched 49 yards on eight plays and took a 17-7 lead on a 33-yard field goal at the 11:54 mark.

NIU answered on its ensuing possession as the Huskies drove 66 yards on 10 plays and connected on a 20-yard field goal by Mike Salerno. The big play for NIU during the drive was a third down completion from Harnish to Marcus Perez that covered 40 yards and gave the Huskies the ball on the Tech 8-yard line.

However, little did anyone know that would be the last of the scoring for either team.

Over the last five offensive possessions of the game for NIU, the Tech defense held the Huskies to only 103 yards and NIU ventured past midfield only once – the Bulldogs defense held on a fourth-down-and-five play on its own 46 yard line with less than two minutes to play.

The Bulldogs on the other hand had a couple of opportunities to add on to their total as Patrick Jackson fumbled inside the NIU 15-yard line after a 34-yard gain on a screen pass from Ross Jenkins midway through the fourth quarter.

Tech also failed to capitalize after Brown intercepted Harnish at the Huskies 37-yard line with 6:25 to play. The Bulldogs lost five yards on their three offensive plays and were forced to punt.

The eight wins is the most by a Bulldog team since the 1999 Tech squad posted an 8-3 mark and the bowl win was the first since the 1977 Independence Bowl.

Score by Quarters	1	2	3	4	OT	Score	Record
Northern Illinois	7	0	3	0	-	10	(6-7)
Louisiana Tech	7	7	3	0	-	17	(8-5)

Scoring Summary:

1st	01:56	NIU	SKARB, Kyle 8 yd pass from HARNISH, Chand. (SALERNO kick), 11-69 5:50
	01:43	TECH	Livas, Phillip 97 yd kickoff return, (Oestriecher, B kick)
2nd	13:41	TECH	Porter, Daniel 11 yd run (Oestriecher, B kick), 5-42 2:04
3rd	11:54	TECH	Oestriecher, B 33 yd field goal, 8-49 3:06
	07:31	NIU	SALERNO, Mike 20 yd field goal, 10-66 4:23

Team Statistics	NIU	LA Tech
First Downs	17	12
Rushes-Yards (Net)	31-153	31-92
Passing Yards (Net)	186	144
Passes Att-Comp-Int	41-20-2	27-12-0
Total Offense Plays-Yards	72-339	58-236
Fumble Returns-Yards	0-0	0-0
Punt Returns-Yards	2-0	2-5
Kickoff Returns-Yards	4-95	3-132
Interception Returns-Yards	0-0	2-0
Punts (Number-Avg)	6-35.3	8-35.6
Fumbles-Lost	3-1	2-1
Penalties-Yards	7-70	6-40
Possession Time	33:12	26:48
Third-Down Conversions	7 of 16	2 of 14
Fourth-Down Conversions	0 of 2	0 of 1
Red-Zone Scores-Chances	2-4	2-2
Sacks By: Number-Yards	3-15	0-0

Individual Statistics

RUSHING: Northern Illinois-SPANN, Chad 14-79; HARNISH, Chand. 12-61; PALMER, Nathan 1-12; BROWN, Me'co 1-2; GRADY, DeMarcus 2-1; TEAM 1-minus 2. Louisiana Tech-Porter, Daniel 18-78; Livas, Phillip 3-15; Jackson,Patrick 5-9; Harris, Quin 1-6; Jenkins, Ross 4-minus 16.

PASSING: Northern Illinois-HARNISH, Chand. 20-40-2-186; SIMON, Matt 0-1-0-0. Louisiana Tech-Jenkins, Ross 12-27-0-144.

RECEIVING: Northern Illinois-SIMON, Matt 6-44; PEREZ, Marcus 2-44; CUNNINGHAM, R. 2-26; COX, Landon 2-15; TURNER, Greg 2-15; SPANN, Chad 2-15; SKARB, Kyle 1-8; FLAHIVE, Connor 1-8; BROWN, Me'co 1-6; DAVIS, Britt 1-5. Louisiana Tech-Livas, Phillip 4-18; Tuminello, H 2-30; Beck, Phillip 2-17; Jackson,Patrick 1-34; Porter, Daniel 1-24; Morris, Dennis 1-15; Womack, Shane 1-6.

INTERCEPTIONS: Northern Illinois-None. Louisiana Tech-Brown, Weldon 1-0; Young, Deon 1-0.

FUMBLES: Northern Illinois-CUNNINGHAM, R. 1-0; BROWN, Me'co 1-0; TURNER, Greg 1-1. Louisiana Tech-Jackson,Patrick 1-1; Livas, Phillip 1-0.

SACKS (UA-A): Northern Illinois-BICE, Brandon 1-1; KRUTSCH, Alex 0-1; COFFMAN, Jake 1-0. Louisiana Tech-None.

TACKLES (UA-A): Northern Illinois-HANSON, Cory 1-8; BRYANT, David 2-5; ALLEN, Josh 1-5; McCARTHY, Tim 2-3; RICE, Melvin 1-4; WILSON, Tracy 2-2; KRUTSCH, Alex 0-4; SOBOL, Mike 0-4; PRUITT, Bradley 2-1; COLEMAN, Adam 1-2; BICE, Brandon 1-2; CARTER, Chase 2-0; COFFMAN, Jake 2-0; KUBE, Alex 1-1; GRIFFIN, T.J. 1-0; ENGLISH, Larry 1-0; CRIDER, Ricky 1-0; CUNNINGHAM, R. 1-0; KRAUSE, Mike 0-1. Louisiana Tech-Brown, Weldon 10-4; Harris, Quin 5-1; Young, Deon 4-2; Victorian, Josh 4-2; Howze, Stevon 3-3; Jackson,Brannon 2-3; Baker, Antonio 2-2; Cole, Adrien 1-3; Broha, Matt 0-3; Logan, Adrian 1-1; Washington, K 1-1; Dudley, Jay 0-2; Smith,D'Anthony 1-0; Anderson, Alex 1-0; Lacey,Christian 1-0; Rust, Dusty 0-1; Barron, Jared 0-1; Hitt, Mason 0-1; Compton, Myke 0-1; Carter, Terry 0-1.

Stadium: Independence Stadium ***Attendance:*** 41,567
Kickoff time: 7:17 pm ***End of Game:*** 10:43 ***Total elapsed time:*** 3:26
Officials: Referee: David Epperley; Umpire: Mark Baynes; Linesman: Gary Calip; Line judge: Rod Pearson; Back judge: Paul Jones; Field judge: Tony Meyer; Side judge: Greg Shields; Scorer: Troy Mitchell
Temperature: 44° ***Wind:*** ESE at 3mph ***Weather:*** P. Cloudy, Hum 69%

2001 CRUCIAL.COM HUMANITARIAN BOWL

CLEMSON	49
LOUISIANA TECH	24

DEC. 31 • BRONCO STADIUM • BOISE, IDAHO

Four third-quarter touchdowns, including two Woody Dantzler scoring passes, were too much for Louisiana Tech to overcome, as the Clemson Tigers downed the Bulldogs 49-24 in the 2001 Crucial.com Humanitarian Bowl before 23,472 fans at Bronco Stadium Dec. 31, 2001.

Trailing only 14-10 at the half, Tech failed to find an answer for Dantzler and company in the third quarter. Dantzler, who finished the afternoon completing 15 of 23 passes for 218 yards and four touchdowns, found running back Bernard Rambert for perhaps the game's biggest play early in the second half.

Leading 21-10, Rambert caught a short pass out of the backfield on third down, and after appearing to be stopped short, spun out of the arms of four Bulldog tacklers and raced 62 yards down the sideline to give Clemson a 28-10 advantage. The play seemed to take all of the life out of the Bulldogs.



A Rambert 21-yard touchdown scamper, followed by an Airese Currie 19-yard jaunt, increased the Tiger lead to 42-10 heading into the final stanza. The loss of All-WAC selections Bobby Gray and Jamie Nichols to first half injuries added to the Bulldogs' defensive difficulties.

After holding Clemson to only 14 points and 207 yards in the first half, the injury-riddled Bulldogs' defense allowed 35 points and 341 yards in the second stanza. Two Bulldog touchdowns in the fourth quarter, a 34-yard Luke McCown pass to Delwyn Daigre and a Joe Smith two-yard plunge, closed the gap to 49-24.

However, Clemson wasn't satisfied with the score. The Tigers drove down the field in the final three minutes and instead of running out the clock, attempted a pass into the end zone with under 30 seconds left before also attempting to run the ball in from the one-yard line on the game's final play.

Tech took an early 3-0 lead in the first quarter on a Josh Scobee 29-yard field goal on the Bulldogs' first possession. Clemson scored the game's first touchdown when Dantzler found tight end Mike Bailey from 10 yards out for a 7-3 lead with 5:48 remaining in the first quarter.

The Bulldogs retook the lead at 10-7 when McCown raced in from 11 yards away midway through the second quarter. However, a 15-yard penalty against Tech on the extra point allowed Clemson great field position on its next drive. Two plays later, Dantzler threw his second touchdown pass of the game and Clemson took a 14-10 advantage into the locker room.

One of the bright spots for Tech was the play of Daigre, who earned the most valuable player of the game award for the Bulldogs. Daigre caught 10 passes for 178 yards and one touchdown in his final game.

Despite the disappointing loss, the Bulldogs finished their season 7-5, including the program's first Western Athletic Conference title.

Score by Quarters	1	2	3	4	OT	Score	Record
Clemson	7	7	28	7	-	49	(7-5)
Louisiana Tech	3	7	0	14	-	24	(7-5)

Scoring Summary:

1st	12:22	TECH	Scobee, Josh 29 yd field goal, 10-61 2:38
	05:48	CLEM	Bailey, M 10 yd pass from Dantzler, Woody (Hunt, A kick), 8-51 3:25
2nd	07:51	TECH	McCown, Luke 11 yd run (Scobee, Josh kick), 12-79 4:05
	06:54	CLEM	Crosby, R 53 yd pass from Dantzler, W (Hunt, A kick), 2-57 0:57
3rd	11:43	CLEM	Hall, B 5 yd pass from Dantzler, W (Hunt, A kick), 9-65 3:17
	09:42	CLEM	Rambert, B 62 yd pass from Dantzler, W (Hunt, A kick), 3-62 0:30
	06:36	CLEM	Rambert, B 21 yd run (Hunt, A kick), 7-58 1:25
	04:34	CLEM	Currie, A 19 yd run (Hunt, A kick), 6-51 1:46
4th	09:24	CLEM	Hamilton, D 57 yd pass from Simmons, W (Hunt, A kick), 2-60 0:52
	07:46	TECH	Daigre, Delwyn 34 yd pass from McCown, Luke (Simon, John pass from McCown), 7-76 1:38
	03:14	TECH	Smith, Joe 2 yd run (Causey, Maxie kick failed), 8-75 1:00

Team Statistics	CLEM	LA Tech
First Downs	28	25
Rushes-Yards (Net)	55-273	26-49
Passing Yards (Net)	275	401
Passes Att-Comp-Int	29-16-1	59-29-3
Total Offense Plays-Yards	84-548	85-450
Fumble Returns-Yards	0-0	0-0
Punt Returns-Yards	2-12	1-3
Kickoff Returns-Yards	3-24	7-150
Interception Returns-Yards	3-9	1-9
Punts (Number-Avg)	6-32.7	7-34.3
Fumbles-Lost	1-0	0-0
Penalties-Yards	5-34	8-80
Possession Time	31:03	28:57
Third-Down Conversions	9 of 16	7 of 17
Fourth-Down Conversions	0 of 0	0 of 1
Red-Zone Scores-Chances	0-0	0-0
Sacks By: Number-Yards	6-44	2-15

Individual Statistics

RUSHING: Clemson-Rambert, B 16-101; Jasmin, C 16-83; Dantzler, W 15-57; Currie, A 2-31; Hamilton, D 2-17; Schell, M 1-2; Team 1-minus 1; Simmons, W 2-minus 17. Louisiana Tech-Smith, Joe 14-57; Curry, D.J. 1-minus 3; McCown, Luke 11-minus 5.

PASSING: Clemson-Dantzler, W 15-23-0-218; Simmons, W 1-4-0-57; Reames, J 0-1-1-0; Schell, M 0-1-0-0. Louisiana Tech-McCown, Luke 25-52-3-328; Causey, Maxie 4-7-0-73.

RECEIVING: Clemson-Hamilton, D 4-94; Crosby, R 4-69; Rambert, B 3-77; Bailey, M 1-10; McKelvey, J 1-10; Robinson, J 1-5; Currie, A 1-5; Hall, B 1-5. Louisiana Tech-Daigre, Delwyn 10-178; Simon, John 7-96; Harris, Ahmad 4-31; Curry, D.J. 3-20; Stark, Allen 2-36; Richmond, Major 1-16; Piper, Shawn 1-13; Smith, Joe 1-11.

INTERCEPTIONS: Clemson-Meekins, E 1-9; Hafley, C 1-0; Mance, B 1-0. Louisiana Tech-Davis, Quincy 1-9.

FUMBLES: Clemson-Dantzler, W 1-0. Louisiana Tech-None.

SACKS (UA-A): Clemson-Thomas, Rod 1-0; Carson, C 1-0; Leake, J 1-0; Washington, D 1-0; Bush, J 1-0; Williams, B 1-0. Louisiana Tech-Price, Jonte 1-0; Myles, Quincy 1-0.

TACKLES (UA-A): Clemson-Leake, J 3-6; Williams, B 3-4; Mance, B 4-2; Hafley, C 1-5; Johnson, K 4-1; Thomas, Rod 3-2; Feaster, R 1-4; Francis, T 3-1; McNeal, B 2-1; Monts, T 2-1; Carson, C 2-1; Bush, J 1-2; Meekins, E 1-1; Washington, D 1-1; Hemby, R 1-1; Hill, L 1-1; Vaughn, K 0-2; Pugh, T 1-0; Polk, D 0-1; White, T 0-1; Miller, T 0-1; Gardner, J 0-1; Lazzara, T 0-1; Reames, J 0-1. Louisiana Tech-Nash, John 2-7; Marshall, Chris 2-6; Crow, Antonio 1-5; Lenard, Michael 1-5; Olford, Jason 3-2; Davis, Quincy 2-3; Brown, Travon 1-4; Avance, Brandon 0-5; Love, Moses 0-5; Wallace, Gerome 3-1; Myles, Quincy 1-3; Ellsworth, Clin 1-3; Gray, Bobby 2-1; Davis, Romedro 1-2; Thomas, Carlin 1-2; Randall, Curtis 1-2; Johnson, Michae 0-3; Sheppard, Will 0-3; Van Hoy, Chris 0-3; Washington, B 0-3; Nichols, Jamie 1-1; Price, Jonte 1-1; Kador, Josh 0-2; Cage, Jemelle 0-2; Franklin, Erick 1-0; Gipson, Montoya 1-0; Brown, Kevin 1-0; Brazil, Corey 1-0; Johnson, Lee 0-1; Young, Spencer 0-1.

Stadium: Bronco Stadium ***Attendance:*** 23,472
Kickoff time: 10:36 am ***End of Game:*** 2:19 pm ***Total elapsed time:*** 3:43
Officials: Referee: Gordon Riese; Umpire: John Pemberton; Linesman: Dale Newhouse; Line judge: Blake Lozo; Back judge: Mike Aaronian; Field judge: D Spriesterbach; Side judge: Craig Wrolstad; Scorer: Job & Hays LLC
Temperature: 32° ***Wind:*** none ***Weather:*** Snowing

1990 POULAN/WEED EATER INDEPENDENCE BOWL

LOUISIANA TECH	34
MARYLAND	34

DEC. 15 • INDEPENDENCE STADIUM • SHREVEPORT, LA.

SHREVEPORT, La. - An Independence Bowl record crowd of 48,325 showed up to see Louisiana Tech and Maryland battle to a 34-34 tie in one of the most exciting games of the bowl season.

Chris Boniol's 29-yard field goal as time expired gave the Bulldogs the tie.

Louisiana Tech, participating in its first bowl game since joining the Division I-A ranks prior to the 1989 season, fell behind 14-0 in the first quarter as Maryland running back Troy Jackson scored on a one-yard run and a two-yard run.

However, the Bulldogs would not let the predominantly Louisiana Tech crowd down as they fought back to tie the game at 14-14 at the half. Tech's first touchdown came with 8:30 remaining in the second quarter on a five-yard Michael Richardson run, and Boniol's extra point made the score 14-7 Terps.



Head coach Joe Raymond Peace's team tied the game with only 0:17 remaining in the first half on a three-yard Jason Davis touchdown run as the two teams entered their respective locker rooms tied at 14.

Louisiana Tech came out in the second half and quickly took a 21-14 lead on a Richardson one-yard run.

Jackson scored his third touchdown of the game for Maryland, but the extra point failed as Tech led 21-20. The Bulldogs upped their advantage to 28-20 when Gene Johnson hooked up with Bobby Slaughter on a seven-yard scoring toss.

A Boniol field goal gave Tech a 31-20 lead. Maryland scored two fourth quarter touchdowns to pull ahead 34-31, the last coming with only 0:52 remaining on a 15-yard touchdown pass from Scott Zolak to Barry Johnson on a fourth down play.

Lorenzo Baker returned the ensuing kickoff 41 yards to the Terps 39-yard line setting up the final Boniol heroics.

Richardson (81 yards, two scores) and Davis (72 yards, one score) led Tech's ground attack, while Johnson and Sam Hughes combined to complete 11 of 17 passes for 115 yards and one score.

Score by Quarters	1	2	3	4	OT	Score	Record
Maryland	14	0	6	14	-	34	(6-5-1)
Louisiana Tech	0	14	14	6	-	34	(8-3-1)

Scoring Summary:

1st	11:59	MD	Jackson, Troy 1yd run (DeArmas, Dan kick), 6-24 2:06
	5:06	MD	Jackson, Troy 2yd run (DeArmas, Dan kick), 13-78 4:55
2nd	8:30	TECH	Richardson, Michael 5yd run (Boniol, Chris kick), 10-74 4:32
	0:17	TECH	Davis, Jason 3yd run (Boniol, Chris kick), 6-31 2:07
3rd	10:35	TECH	Richardson, Michael 1yd run (Boniol, Chris kick), 7-37 2:44
	7:44	MD	Jackson, Troy 11yd run (Kick failed - wide right), 7-80 2:51
	5:52	TECH	Slaughter, Bobby 7yd pass from
	4-31	1:39	Johnson, Gene (Boniol, Chris kick)
4th	13:52	TECH	Boniol, Chris 36yd field goal, 11-38 4:17
	11:20	MD	Mason, Mark 28yd pass from Zolak, Scott (DeArmas, Dan kick), 5-77 2:26
	0:52	MD	Johnson, Barry 15yd pass from Zolak, Scott (DeArmas, Dan kick), 6-52 1:58
	0:00	TECH	Boniol, Chris 29yd field goal, 6-28 0:44

Team Statistics	LA Tech	MD
First Downs	16	25
Rushes-Yards (Net)	47-191	39-150
Passing Yards (Net)	115	254
Passes Att-Comp-Int	18-11-1	29-18-3
Total Offense Plays-Yards	65-306	68-404
Fumble Returns-Yards	-	-
Punt Returns-Yards	2-8	1-3
Kickoff Returns-Yards	4-157	3-54
Interception Returns-Yards	3-0	1-0
Punts (Number-Avg)	4-37.2	1-34.0
Fumbles-Lost	1-1	3-1
Penalties-Yards	9-88	6-53
Possession Time	31:14	28:46
Third-Down Conversions	6 of 12	5 of 12
Fourth-Down Conversions	0 of 0	2 of 2
Red-Zone Scores-Chances	7-7	4-4
Sacks By: Number-Yards	1-9	0-0

Individual Statistics

RUSHING: LA Tech-RICHARDSON 27-81; DAVIS 12-72; HUGHES 4-26; JOHNSON 4-12. MARYLAND-MASON 15-93; JACKSON 17-50; ZOLAK 5-(-1); COLVIN 2-8.

PASSING: LA Tech-JOHNSON 7-8-0-70; HUGHES 4-9-0-45; SLAUGHTER 0-1-1-0. MARYLAND-ZOLAK 17-28-3-215; JACKSON 1-1-0-39.

RECEIVING: LA Tech-SLAUGHTER 5-68; BROWN 2-20; RICHARDSON 2-18; COOK 1-9; DAVIS 1-2. MARYLAND-JOHNSON 5-107; WUCHEK 5-46; MASON 3-47; BOEHLY 1-25; PHILLIPS 2-12; JACKSON 2-17.

INTERCEPTIONS: LA Tech-BAKER, Myron 1-(-2); BROUDY, Carey 1; NICHOLAS, Dwight 1. MARYLAND-Rosen, Scott 1.

FUMBLES: LA Tech-JOHNSON 1-1. MARYLAND-JACKSON 1-1; MASON 1-0.

SACKS (UA-A): LA Tech-BAKER, Lorenza 1-0. MARYLAND-None.

TACKLES (UA-A): LA Tech-BAKER, Lorenza 9-1; BAKER, Myron 6-1; POLK, Stan 4-2; EVANS, Douglas 4-1; SMITH, Freddy 4-0; LOYD, Demise 2-2; COOK, Rusty 2-1; WILSON, Pat 2-1; NICHOLAS, Dwight 2-1; BOLTON, Carlos 2-1; BRANNON, Trae 2-0; BROUDY, Carey 2-0; McMAHAN, Howard 1-1; SMITH, Artie 1-1; DUNN, Norman 1-1; BRADY, Warren 0-2; DAVIS, Nate 1-0; BOYD, Andy 1-0; WILSON, Steve 1-0; PIETE, Herman 1-0; GOLDEN, Russ 0-1. ECU-BRADFORD, Jack 10-1; ZAZAKOUIC, Luba 6-1; WHITTIER, Scott 1-1; JARMOLOWICH, Mike 5-2; STURDIVANT, Mark 5-0; PAGE, Glenn 3-1; ROSEN, Scott 2-2; FLEECE, Rick 3-0; HOLLIS, Michael 2-1; WILSON, Adriene 2-1; REAGAN, Ron 2-0; THOMAS, Mike 1-1; BROWN, Hugh 1-1; BOYD, Andy 1-0; ORTA; Ralph 1-0; RORES, Jamie 1-0; MARRONE, Dave 1-0; WEBSTER, Larry 0-1; VESSELS, Johnny 0-1.

Stadium: Independence Stadium ***Attendance:*** 48,325
Kickoff time: 7:14 pm ***End of Game:*** 10:35 ***Total elapsed time:*** 3:21
Officials: Referee: Terry Monk; Umpire: Rusty Spindel; Linesman: John McGrath; Line judge: Yan Golmont; Back judge: Bob Jamison; Field judge: Mike Cochran; Side judge: Wayne Keirns
Temperature: 54° ***Wind:*** W at 5mph ***Weather:*** Partly Cloudy

1978 INDEPENDENCE BOWL

EAST CAROLINA	35
LOUISIANA TECH	13

DEC. 16 • STATE FAIR STADIUM • SHREVEPORT, LA.

Tech's return trip to the Independence Bowl was quite different from the first as East Carolina defeated the Bulldogs 35-13. The Pirates forced four fumbles and intercepted Bulldogs quarterback Eric Barkley three times en route to the victory.

ECU took control of the game early, scoring twice in the first quarter. The Pirates pushed their lead to 21-0 on a touchdown run early in the second quarter. The Bulldogs answered less than two minutes later with a 32-yard touchdown strike. Tech cut the lead to 21-10 with a 36-yard field goal less than a minute before the end of the half.

The second half was virtually all East Carolina.

Swilley booted another 36-yard field goal six minutes into the third quarter, but that was the end of the offensive night for the Bulldogs. Pirate running back Theodore Sutton raced 45 yards for a touchdown with just under seven minutes remaining in the quarter.

The Pirates sealed the victory with another touchdown late in the game. ECU rolled up 278 yards rushing on the night, while holding the Bulldogs to only 12 yards on the ground.



Score by Quarters	1	2	3	4	OT	Score	Record
East Carolina	14	7	7	7	-	35	(9-3)
Louisiana Tech	0	10	3	0	-	13	(6-5)

Scoring Summary:

1st	7:53	ECU	Collins 3yd run (Lamm kick), 3-16
	0:39	ECU	Green 1yd run (Lamm kick), 8-49 3:30
2nd	10:47	ECU	Collins 1yd run (Lamm kick), 6-31 2:15
	9:05	TECH	Spruiell 32yd pass from Thibodeaux (Swilley kick), 5-65 1:42
	0:57	TECH	Swilley 36yd field goal, 7-32 1:29
3rd	8:54	TECH	Swilley 36yd field goal, 9-38 4:25
	6:57	ECU	Sutton 45yd run (Lamm kick), 5-80 1:57
4th	3:20	ECU	Hicks 2yd run (Lamm kick), 10-66 4:43

Team Statistics	ECU	LA Tech
First Downs	17	18
Rushes-Yards (Net)	67-278	33-12
Passing Yards (Net)	54	263
Passes Att-Comp-Int	13-4-0	52-18-3
Total Offense Yards	332	275
Return Yardage	97	6
Punts-Average	7-30.4	5-41.6
Penalties-Yaardage	7-65	0-0
Fumbles-Lost	2-2	4-4

Individual Statistics

RUSHING: LA Tech-CLARK 6-28; BARKLEY 7-(-24); YATES 12-19; THIBODEAUX 4-(-12); JOHNSON, J. 1-3; VERNASCO 1-3; LEVISTON 1-2; BARRIOS 1-(-7). ECU-SUTTON 17-143; GREEN 17-41; HICKS 13-23; COLLINS 9-18; WASHINGTON 2-34; GREER 2-28; WILEY 2-0; HAWKINS 1-2; COBB 1-1; HARRELL 1-(-2); GALLAHER 1-(-11); TEAM 1-1.

PASSING: LA Tech-THIBODEAUX 6-13-0-13; BARKLEY 12-39-3-160. ECU-GREEN 4-13-0-54; COLLINS 0-1-0-0.

RECEIVING: LA Tech-SPRUIELL 7-130; GIORDANO 3-67; YATES 2-12; WILLIS 1-17; CLARK 1-10; JOHNSON, J. 1-9; PREE 1-7; LEVISTON 1-7; COATES 1-4. ECU-GALLAHER 3-33; WASHINGTON 1-21.

INTERCEPTIONS: LA Tech-None. ECU-McNEIL 1-59; SUMMER 1-48; BREWINGTON 1-0.

FUMBLES: LA Tech-BARKLEY 2-2; THIBODEAUX 2-1; YATES 1-1. ECU-WILEY 1-1; GREEN 1-1.

SACKS (UA-A): LA Tech-McCANN 3-1; JACKSON 2-0; ROBINSON, Johnny 0-1; TADEMY, Tony 1-0. ECU-VALENTINE, Zack 2-0; MORRIS 1-0.

TACKLES (UA-A): LA Tech-ROBINSON, Johnny 9-1; JACKSON, Ed 9-0; BLACKSHIRE, Jimmy 7-0; JAMES, Lavon 7-0; JONES, Zack 7-0; SCHNEIDER, Bill 6-0; McCANN, Ardin 6-0; PAGGETT, Ronnie 3-1; WARD, John 2-0; TADEMY, Tony 2-0; GIDEON 2-0; BUCANAN, Mark 1-0; CHOATE 1-0; JONES, N. 1-0; BARKLEY, 1-0; LEE 1-0; GIORDANO 1-0. ECU-VALENTINE, Zack 7-0; TINGLER, Vance 5-0; BREWINGTON, Mike 4-0; FELTON, Oliver 3-1; ELLIOTT 3-0; CHAVIS 3-0; HALL, Gerald 1-1; WARREN 2-0; PERRY 2-0; MORRIS 2-0; JACKSON 2-0; SUMMER, Tommy 1-0; CARTER, Charlie 1-0; SYKES 1-0; HALLOW 1-0; CLARK 1-0; McLAURIN 1-0; McNEIL 1-0.

Stadium: State Fair Stadium ***Attendance:*** 18,200
Temperature: 55° ***Wind:*** N, 15mph ***Weather:*** Overcast, chance of rain

1977 INDEPENDENCE BOWL

LOUISIANA TECH	24
LOUISVILLE	14

DEC. 17 • STATE FAIR STADIUM • SHREVEPORT, LA.

Tech used a high-powered passing attack and a stingy defense to defeat the favored University of Louisville, 24-14, in the school's first Division I bowl game appearance. Bulldog sophomore quarterback Keith Thibodeaux was named the game's most valuable player, completing 19 of 39 passes for 287 yards and a pair of touchdowns.

The Cardinals looked to take control of the game early when safety Kevin Miller returned a Bulldog punt 60 yards for the game's first touchdown less than two minutes into the contest.

However, that was the end of the road for Louisville as Thibodeaux proceeded to pick apart the Cardinal secondary. The Opelousas native drove the Bulldogs 68 yards to paydirt, tying the score. Running back Charlie Lewis capped the drive, punching it in from one yard out.

Later in the first quarter Thibodeaux hooked up with receiver George Pree for a 41-yard scoring strike to give the Bulldogs a 13-7 lead. Tech never looked back, pushing its lead to 21-7 late in the first when Thibodeaux connected with tight end Larry McCartney from eight yards out and Lewis added the two-point conversion.

Tech added a 21-yard Keith Swilley field goal in the second quarter. Louisville tried to climb back into the game in the third, scoring on a 13-yard run by Miller midway through the quarter.

However, that was all the Bulldogs would allow. Tech forced three fumbles, an interception and held the Cardinals to only 11 first downs. The Louisville offense could muster only 100 yards rushing and an astonishing 61 yards through the air.



Score by Quarters	***1***	***2***	***3***	***4***	***OT***	***Score***	***Record***
Louisville	7	0	7	0	-	14	(7-4-1)
Louisiana Tech	21	3	0	0	-	24	(9-1-2)

Scoring Summary:

1st	13:10	UofL	Miller 60yd punt return (Posadas kick)
	8:49	TECH	Lewis 1yd run (Swilley kick)
	5:22	TECH	Pree 41yd pass from Thibodeaux (kick failed)
	2:21	TECH	McCartney 8yd pass from Thibodeaux (Lewis run)
2nd	1:49	TECH	Swilley 21yd field goal
3rd	9:52	UofL	Miller 13yd run (Posadas kick)

Team Stats	***UofL***	***LA Tech***
First Downs	11	25
Rushes-Yards (Net)	100	48
Passing Yards (Net)	61	287
Passes Att-Comp-Int	23-9-1	39-19-2
Total Offense Yards	67-161	83-335
Return Yardage	67	-6
Punts-Average	12-38.4	6-32.2
Penalties-Yardage	8-92	4-36
Fumbles-Lost	8-3	6-3

Individual Statistics

RUSHING: LA Tech-LEWIS 17-39; HERREN 9-36; LEWISTON 6-12; SINGLETON 4-4; GATES 1-1; McCARTNEY 1-(-6); THIBODEAUX 3-(-58). UOFL-POOLE 17-50; MULLINS 2-24; MILLER 1-13; PRINCE 13-12; MOON 2-5; STRAM 7-4.

PASSING: LA Tech-THIBODEAUX 19-39-2-287. UOFL-STRAM 7-18-1-61; MULLINS 2-5-0-0.

RECEIVING: LA Tech-McCARTNEY 5-71; FOPPE 4-78; LEWIS 4-22; PREE 1-41; GATES 1-20; HERREN 1-17; SPRUELL 1-15; LEVISTON 1-12; LOPER 1-11. UOFL-BESANCENEY 2-25; MITCHELL 2-17; MILLER 1-17; POOLE 1-5; PRINCE 3-(-3).

INTERCEPTIONS: LA Tech-SCHNEIDER, Bill 1-6. UOFL-SIMPSON, Danny 1; ELLIS. Zarko 1.

FUMBLES: LA Tech-McCARTNEY 1-0; HERREN 1-0; LEWIS 1-1. UOFL-STRAN 1-0; PRINCE 1-1; MILLER 1-1; BUTLER 1-1.

SACKS (UA-A): LA Tech-MAJORS, Danny 1-0. UOFL-HAROLD, Don 1-0; PONGONIS, Mark 0-1; ABOOD, Tom 0-1; GAGEL, Nick 1-0.

TACKLES (UA-A): LA Tech-BLACKSHIRE, Jimmy 2-6; WHITE, Curley 4-4; JAMES, Jackie 4-3; ANDERSON, Larry 5-1; SCHNEIDER, Bill 4-1; MAJORS, Danny 2-3; PAGGETT, Ronnie 2-3; ROBINSON, Johnny 4-1; THOMAS, Joel 4-0; ABOOD, Tom 3-1; JONES, Zack 0-3; WILTINS, Larry 0-3; POWELL, David 1-2; WARD, John 0-3. UOFL-WILSON, Otis 5-7; JOHNSON, Eddie 5-4; HAROLD, Don 3-5;PONGONIS, Mark 2-5; SIMPSON, Danny 4-2; ELLIS, Zarko 3-2; HENRY, Jeff 2-3; WOODRUFF, K Dewayne 2-3; BRADSHAW, David 2-1; PAYTON 2-1; EMBRY, Jim 0-3; PERRIN, Billy 1-1; GAGEL, Nick 1-1; GIBSON, Greg 1-1; DICKERSON, Mine 0-1; CODE 0-1; DICKERSON 1-0.

Stadium: State Fair Stadium ***Attendance:*** 18,500
Kickoff time: 1:42 pm ***End of Game:*** 4:40 pm ***Total elapsed time:*** 2:58
Officials: Referee: Joe Thomas; Umpire: Harvey Hardy; Linesman: Butch Lambert; Line judge: Bobby Brooks; Back judge: Charles Horton; Field judge: Dan Wilford
Temperature: 63° ***Wind:*** W, Gusting to 30mph ***Weather:*** Clear and dusty, dry field

POSTSEASON PLAY

1984 NCAA DIVISION I-AA CHAMPIONSHIP

Montana State 19, Louisiana Tech 6
December 15, Charleston, S.C.

After an impressive run in the NCAA Division I-AA playoffs, Louisiana Tech struggled in the 1984 National Championship game as Montana State defeated the Bulldogs 19-6.

After scoring 131 points in its three previous playoff wins to advance to the title game, the Bulldog offense sputtered all afternoon long in large part because of the stellar play of the Bobcats defense, which sacked Tech quarterback Kyle Gandy 11 times.

Montana State opened the game with a 33-yard Mark Carter field goal on its second possession after Gandy threw an interception deep in Bulldog territory.

Two possessions later, following a blocked punt by Montana State, the Bobcats scored the game's first touchdown as Kelly Bradley hit Joe Bignell for a 17-yard scoring strike. Carter's extra point was wide left, but Montana State still led 9-0.

Montana State's defense held Louisiana Tech without a first down in the opening 15 minutes of play while forcing two Bulldog turnovers.

The second quarter started better for the Bulldogs as Tech marched down to the Montana State 27-yard line before Gandy fumbled and the Bobcats recovered, ending the Tech scoring threat.

Montana State upped its advantage to 16-0 as it drove 80 yards, capped by a Bradley to Bignell 33-yard scoring strike. Carter added a 48-yard field goal right before the half as the Bobcats took a commanding 19-0 lead into the locker room.

After gaining only 62 total yards of offense in the first half, Tech had a little more success in the final two quarters of play. However, Gandy's 10-yard touchdown pass to Mike Sherman with only 0:48 remaining in the game was too little too late as Montana State won the 1984 Division I-AA National Championship.

Gandy finished the afternoon, completing 24 of 38 passes for 287 yards and the one score but was intercepted four times by the Bobcats defense.

Bradley posted stellar numbers for Montana State, completing 32 of 57 passes for 334 yards and two scores while Bignell registered 10 receptions for 130 yards and two touchdowns.

Score by Quarters	1	2	3	4	Final	
Louisiana Tech	0	0	0	6	6	Record: 10-5
Montana State	9	10	0	0	19	Record: 12-2

	FD	Att	Yds	TD	A-C-I	Yds	TD	Plays	Yds	Fum-Lost	Pen-Yds
Tech	19	36	25	0	38-24-4	287	1	74	262	5-3	6-66
MTS	20	25	6	0	57-32-1	334	2	82	340	0-0	6-39

Stadium: Johnson Hagood Stadium ***Attendance:*** 9,125
Kickoff time: 1:41 p.m. ***End of Game:*** 4:35 p.m. ***Total elapsed time:*** 2:54
Temperature: 72 ***Wind:*** SE, 6-8 ***Weather:*** Fair

1984 NCAA DIVISION I-AA SEMIFINAL

Louisiana Tech 21, Middle Tenn. 13
December 8, Murfreesboro, Tenn.

Louisiana Tech running back David Green racked up 107 rushing yards, including an 80-yard touchdown run, to help seal a 21-13 win against the Blue Raiders in Murfreesboro, Tenn., to advance to the national I-AA championship against Montana State.

Tech jumped on the board first when Richie Sims returned a blocked punt to take a 7-0 lead in the first quarter. Middle Tennessee got on the scoreboard in the second quarter with a field goal and trailed 7-3 going into the half.

The Blue Raiders took a 10-7 lead in the third quarter on a seven-play, 46-yard drive that ended with a two-yard touchdown by running back Gerald Anderson.

The Bulldogs regained the lead minutes later when quarterback Kyle Gandy connected with Todd Breske on an 11-yard pass that capped a 13-play, 72-yard drive.

Middle Tennessee moved within one point at 14-13 with a field goal in the fourth quarter, but that was as close as the Blue Raiders got. On the next play from scrimmage, Green added his game-sealing run to give Tech the victory.

Gandy hit 16-of-28 passes for 134 yards and one touchdown while Breske led all receivers with 44 yards on four receptions.

Score by Quarters	1	2	3	4	Final	
Louisiana Tech	7	0	7	7	21	Record: 10-4
Middle Tennessee	0	3	7	3	13	Record: 11-4

	FD	Att	Yds	TD	A-C-I	Yds	TD	Plays	Yds	Fum-Lost	Pen-Yds
Tech	15	28	120	1	28-16-1	134	1	56	254	1-0	5-37
MT	17	48	168	1	19-13-1	95	0	67	263	2-1	4-45

Stadium: Johnny "Red" Floyd Stadium ***Attendance:*** 11,000 (est.)
Kickoff time: 2:40 p.m. ***End of Game:*** 5:18 p.m. ***Total elapsed time:*** 2:38
Officials: Referee: Bill Goss; Umpire: Nate Anderson; Linesman: Ted Davis; Line judge: Robert Patrick; Field judge: Tommy White; Back judge: Toby Silberman
Temperature: 54 ***Wind:*** S, 8-10 ***Weather:*** Sunny, clear

1984 NCAA DIVISION I-AA QUARTERFINAL

Louisiana Tech 44, Alcorn State 21
December 1, Jackson, Miss.

Louisiana Tech took on the SWAC Champs and the nation's No. 1 team in the 1984 quarterfinals in Jackson, Miss.

Both teams were held scoreless in the first quarter, but the Tech offense erupted in the second quarter. Running back Gerry Jones started the scoring on a five-yard run early in the second quarter to give the Bulldogs a 7-0 lead.

Three minutes later, wide receiver Mike Sherman hauled in a 12-yard pass from quarterback Kyle Gandy to push Tech's lead to 14-0. The Bulldogs added two points on a safety as the Tech defense sacked Alcorn's quarterback, Rich Myles, in the end zone. Gandy connected for two more touchdown passes in the quarter, an eightyard pass to Lester Mills and a five-yard pass to Todd Breske, to give Tech a 30-0 lead heading into halftime.

Tech continued where it left off in the third quarter, scoring two more touchdowns on rushing plays by David Green and Garlon Powell to build the Bulldog lead to 44-0.

By the time the Braves got on the scoreboard in the fourth quarter, the 'Dogs had rolled up 448 yards of offense and held Alcorn State to minus 67 yards rushing.

Gandy connected for 19-of-31 passes for 287 yards and three touchdowns. Sherman led all receivers with 160 yards on eight receptions while David Green led the running backs with 73 yards on 18 carries and one touchdown.

Defensively, the Bulldogs held Alcorn State to minus 56 rushing yards.

Score by Quarters	1	2	3	4	Final	
Louisiana Tech	0	30	14	0	44	Record: 9-4
Alcorn State	0	0	0	21	21	Record: 9-1

	FD	Att	Yds	TD	A-C-I	Yds	TD	Plays	Yds	Fum-Lost	Pen-Yds
Tech	24	42	133	4	41-22-2	318	3	86	448	1-0	5-41
AS	13	31	-67	1	32-19-0	300	2	63	233	5-0	11-76

Stadium: Mississippi Memorial Stadium ***Attendance:*** 16,204
Temperature: 65

1984 NCAA DIVISION I-AA FIRST ROUND

Louisiana Tech 66, Miss. Valley State 19
November 24, Ruston, La.

Tech fans had fun at this game, as the 'Dogs turned the tables on the explosive "run and shoot" of MVSU. Tech rolled up an NCAA playoff record 703 yards of total offense and also set or tied six other playoff marks.

The Bulldogs struck first in the game with a 49-yard George Benyola field goal in the first quarter. Three minutes later, Tech took a 10-0 lead as Todd Breske pulled in a 34-yard pass from quarterback Kyle Gandy.

Mississippi Valley scored its first touchdown at the end of the first quarter to close the gap to 10-6.

The Tech offense picked up in the second quarter as David Green scored on a one-yard run to push the Tech lead to 17-6. Tech's Gerry Jones scored two more touchdowns, an eight-yard pass from Gandy and a five-yard run to give the Bulldogs a 31-6 lead.

The Delta Devils scored with three minutes left in the second quarter to make the score 31-12, but Green answered with another Tech rushing touchdown with :33 left in the half.

However, MVSU was not done with its first-half scoring as future NFL star Jerry Rice scored on a 64-yard pass play as time expired to close the gap to 38-19 at halftime. It was the last time in the game that the Delta Devils scored.

The Tech offense picked up steam in the third quarter, scoring three touchdowns, including a 69-yard run by Cleve Bailey. The Bulldogs added a final score in the fourth quarter as Lester Mills pulled in a six-yard pass by Jordan Stanley.

Tech picked up 408 rushing yards in the game, led by Green who recorded 179 yards on 24 carries and three touchdowns. Gandy connected for 11-of-18 passes for 262 yards and three touchdowns while Breske led the receivers with 119 yards on three receptions and two touchdowns.

Score by Quarters	1	2	3	4	Final	
Mississippi Valley St.	6	13	0	0	19	Record: 9-2
Louisiana Tech	10	28	21	7	66	Record: 8-4

	FD	Att	Yds	TD	A-C-I	Yds	TD	Plays	Yds	Fum-Lost	Pen-Yds
MVS	32	37	130	1	76-45-6	488	2	113	618	4-2	2-20
Tech	27	56	408	5	24-13-0	295	4	80	703	2-1	8-81

Stadium: Joe Aillet Stadium ***Attendance:*** 17,500 (est.)
Kickoff time: 1:00 p.m. ***End of Game:*** 4:06 p.m. ***Total elapsed time:*** 3:06
Officials: Referee: Lloyd Dale; Umpire: John Gaston; Linesman: Bill Brown; Line judge: Dan George; Field judge: Bill Walters; Back judge: Phil Luckett
Temperature: 55 ***Wind:*** Light and variable ***Weather:*** Mostly cloudy, dry

1982 NCAA DIVISION I-AA SEMIFINAL

Delaware 17, Louisiana Tech 0
December 11, Ruston, La.

Playing under cold and rainy conditions, the Bulldog offense failed to score against the Blue Hens as Tech was eliminated from the Division I-AA playoffs.

Delaware picked up a 7-0 lead in the first quarter after gaining good field position following a blocked punt. The Blue Hens took over on the Bulldog 24-yard line and five plays later, picked up their first score.

Under the harsh conditions, neither team could move the ball effectively in the first half as Delaware took the 7-0 lead into the locker room at halftime.

Delaware finally sealed the win in the fourth quarter on a 2-yard run by Kevin Phelan, giving the Blue Hens a 14-0 lead. Delaware added a late field goal to finish out the scoring.

Matt Dunigan led the Tech offense, completing 22-of-47 passes for 239 yards. Frederick Brown led the receivers with 66 yards on five receptions while Carlton Jacobs led the running backs with 33 yards on 11 carries.

Score by Quarters	1	2	3	4	Final	
Delaware	7	0	0	10	17	Record: 12-1
Louisiana Tech	0	0	0	0	0	Record: 10-3

	FD	Att	Yds	TD	A-C-I	Yds	TD	Plays	Yds	Fum-Lost	Pen-Yds
DEL	16	57	210	2	8-6-1	101	0	65	311	1-1	3-15
Tech	17	29	46	0	47-22-3	239	0	76	285	3-1	1-5

Stadium: Joe Aillet Stadium ***Attendance:*** N/A
Kickoff time: 12:08 p.m. ***End of Game:*** 2:51 p.m. ***Total elapsed time:*** 2:43
Officials: Referee: Peroy Penn; Umpire: Ted Benson; Linesman: Bobby Ratliff; Line judge: Bob Baker; Field judge: Frank Shepard; Back judge: Beau Hicks
Temperature: 43 ***Wind:*** N, 10-15 ***Weather:*** Wet and rainy

1982 NCAA DIVISION I-AA QUARTERFINAL

Louisiana Tech 38, South Carolina State 3
December 4, Ruston, La.

Louisiana Tech rolled up 474 yards of total offense to advance to the 1982 Division I-AA Semifinals.

South Carolina State scored the first three points of the game but that was all, as the Bulldogs amassed 38 points throughout the contest.

The Bulldogs tied the score in the first quarter on a 27-yard field goal by Roberto Dager. Tech added a touchdown early in the second quarter as Gerald McDaniel caught a three-yard touchdown pass from quarterback Matt Dunigan. Dunigan scored on a quarterback sneak with two minutes left in the half to give the Bulldogs a 17-3 halftime lead.

Tech extended its lead in the third quarter as Carlton Jacobs hauled in a three-yard touchdown pass from Dunigan. The Bulldogs scored two more touchdowns in the fourth quarter with Dunigan rushing for a second score and Kyle Gandy hitting Chris Tilley for an 11-yard strike to close out the score at 38-3.

Dunigan completed 19-of-41 passes for 211 yards and two touchdowns. The All-American also rushed for 72 yards on 11 carries for another two touchdowns. Tilley led the receivers with 49 yards on three receptions and one touchdown.

Score by Quarters	1	2	3	4	Final	
South Carolina State	3	0	0	0	3	Record: 9-3
Louisiana Tech	3	14	7	14	38	Record: 10-2

	FD	Att	Yds	TD	A-C-I	Yds	TD	Plays	Yds	Fum-Lost	Pen-Yds
SC St	15	43	50	0	33-11-4	137	0	76	187	2-0	9-57
Tech	25	33	202	2	49-23-1	272	3	82	474	3-1	9-62

Stadium: Joe Aillet Stadium ***Attendance:*** 13,000
Kickoff time: 11:59 a.m. ***End of game:*** 3:06 p.m. ***Total elapsed time:*** 3:07
Officials: Referee: Hasen McNinch; Umpire: Richard Leavell; Linesman: Jack Hill; Line judge: Michael Pereira; Field judge: Larry Rice; Back judge: Tony Corrante
Temperature: 56 ***Wind:*** Light and variable ***Weather:*** Wet with cloudy skies

1974 PIONEER BOWL NCAA DIVISION II SEMIFINAL

Central Michigan 35, Louisiana Tech 14
December 7, Wichita Falls, Texas

The Chippewas built a 35-0 lead before Tech, hampered by six interceptions, scored two TDs in the fourth quarter.

Both teams remained scoreless in the first quarter before Central Michigan took control in the second quarter with two unanswered touchdowns to take a 14-0 lead into the half.

CMU added one touchdown in the third quarter and two more in the fourth quarter before the Bulldogs jumped on the scoreboard.

Tech's Arry Moody pulled in a five-yard touchdown pass from quarterback Steve Haynes to put Louisiana Tech on the scoreboard. Moody later scored again on a 15-yard run.

Haynes completed 10-of-23 passes for one touchdown while Moody led the Tech receivers with 45 yards on two receptions and one touchdown.

Score by Quarters	1	2	3	4	Final	
Central Michigan	0	14	7	14	35	Record: 12-1
Louisiana Tech	0	0	0	14	14	Record: 11-1

	FD	Att	Yds	TD	A-C-I	Yds	TD	Plays	Yds	Fum-Lost	Pen-Yds
CMU	18	67	277	4	14-7-1	89	1	81	366	2-0	5-52
Tech	14	38	143	1	31-13-6	165	1	69	308	2-1	1-12

Stadium: Pioneer Bowl Stadium ***Attendance:*** 12,200

1974 NCAA DIVISION II QUARTERFINAL

Louisiana Tech 10, Western Carolina 7
November 30, Ruston, La.

In a game which included multiple turnovers, Louisiana Tech edged by Western Carolina 10-7 to advance to the Division II Semifinals.

Tech opened the scoring in the first quarter as Roland Harper broke away on a 54-yard scamper to give the Bulldogs a 7-0 lead. The score was the only one in the first half as Tech took the lead into halftime.

In the second half, Western Carolina tied the game at 7-7 late in the third quarter.

The game came down to a 22-yard field goal by Tech's Jerry Pope with 1:36 remaining in the contest. Pope's kick cleared the uprights and sent the Bulldogs to another victory.

Steve Haynes led the Bulldogs with 89 yards passing while Harper rushed for 114 yards on 14 carries.

Score by Quarters	1	2	3	4	Final	
Western Carolina	0	0	7	0	7	Record: 9-2
Louisiana Tech	7	0	0	3	10	Record: 11-0

	FD	Att	Yds	TD	A-C-I	Yds	TD	Plays	Yds	Fum-Lost	Pen-Yds
WCU	12	46	64	1	25-12-5	155	0	71	219	6-3	2-17
Tech	15	49	183	1	15-7-1	89	0	64	272	9-7	3-15

Stadium: Joe Aillet Stadium ***Attendance:*** 12,200
Kickoff time: 2:00 p.m.
Officials: Referee: Jerry Seeman; Umpire: Dan Davey; Linesman: Ed Maracich; Line judge: Dan George; Field judge: Dale Orem; Back judge: Otto Puls

Temperature: 43 ***Wind:*** 25-30 ***Weather:*** Blustery, windy, wet

1973 CAMELLIA BOWL
NCAA DIVISION II NATIONAL CHAMPIONSHIP

Louisiana Tech 34, Western Kentucky 0
December 16, Sacramento, Calif.

The Bulldogs blew out the Hilltoppers to win the NCAA's first Division II national championship. Tech amassed 336 yards of total offense, compared to just 76 for WKU. The opponents were held to minus 12 yards on the ground, and Tech picked off four passes.

Tech picked up its first points in the first quarter on a 33-yard field goal by Jerry Pope. Two minutes later, Charles "Quick Six" McDaniel scored on a 1-yard touchdown run to give the Bulldogs a 10-0 lead.

The Bulldogs added to their lead early in the second quarter when Danny Curtis intercepted a Hilltopper pass and returned it 11 yards for a touchdown. A little over a minute later, quarterback Denny Duron connected with Roger Carr on a 36-yard pass to give the Bulldogs a 24-0 lead going into the locker room.

Louisiana Tech added to its lead in the fourth quarter on a 31-yard field goal by Pope and a 28-yard touchdown pass from Steve Haynes to Pat Tilley.

Duron completed 4-of-14 passes for 78 yards and one touchdown while Haynes completed 6-of-13 for 72 yards and one touchdown. McDaniel rushed for 116 yards on 21 carries while Tilley recorded 106 receiving yards on seven catches.

Score by Quarters	1	2	3	4	Final	
Louisiana Tech	10	14	0	10	34	Record: 12-1
Western Kentucky	0	0	0	0	0	Record: 12-1

	FD	Att	Yds	TD	A-C-I	Yds	TD	Plays	Yds	Fum-Lost	Pen-Yds
Tech	17	58	186	1	27-10-0	150	2	85	336	5-3	8-62
WKU	7	27	-12	0	37-12-4	88	0	64	76	2-1	3-35

Stadium: Hughes Stadium ***Attendance:*** 12,016
Officials: Referee: Bill Love; Umpire: Les Bruckner; Linesman: Tom Cross; Line judge: Frank Fidler; Back judge: Bill Thayer
Weather: Overcast, chilly

1973 DIVISION II SEMIFINALS

Louisiana Tech 38, Boise State 34
December 8, Wichita Falls, Texas

In a high-scoring affair, Louisiana Tech's Denny Duron connected with Roger Carr on a 21-yard touchdown pass with :12 left in the game to lift the Bulldogs into the 1973 Division II National Championship.

The Broncos took an early lead, scoring two touchdowns in the first quarter before the Bulldogs answered on a touchdown run by Charles "Quick Six" McDaniel.

Tech added to its point total in the second quarter on a field goal by Jerry Pope and another rushing touchdown by McDaniel to give the Bulldogs a 17-14 halftime lead.

The teams traded leads throughout the second half as Boise State scored another touchdown early in the third quarter to take a 20-17 lead.

The Bulldogs responded with a nineplay touchdown drive that ended with a Duron-to-Carr pass to make the score 24-20 in Tech's favor.

Boise State and Tech traded scores early in the fourth quarter before the Broncos took their last lead on a touchdown play with 3:42 remaining in the game.

But the time allowed the Bulldogs to march down the field on an 11-play drive capped by Carr's touchdown grab to give Louisiana Tech the 38-34 win.

Duron completed 16-of-30 passes for 259 yards and two touchdowns while rushing 37 yards on 15 carries for another touchdown. Carr led the receivers with 117 yards on five receptions for two touchdowns while McDaniel rushed for 116 yards on 20 carries for two touchdowns.

Score by Quarters	1	2	3	4	Final	
Louisiana Tech	7	10	7	14	38	Record: 11-1
Boise State	14	0	6	14	34	Record: 9-3

	FD	Att	Yds	TD	A-C-I	Yds	TD	Plays	Yds	Fum-Lost	Pen-Yds
Tech	14	49	165	3	30-16-0	258	2	59	423	1-1	3-30
BSU	22	37	40	2	42-26-2	374	3	79	414	1-0	3-19

Stadium: Memorial Stadium ***Attendance:*** 13,000
Temperature: 55 ***Wind:*** S, 18 ***Weather:*** Clear and sunny

1973 DIVISION II FIRST ROUND

Louisiana Tech 18, Western Illinois 13
December 1, Ruston, La.

Louisiana Tech gained 457 yards of total offense to advance to the Division II Semifinals.

Western Illinois took an early lead in the first quarter on two field goals to give the Leathernecks a 6-0 lead.

The Bulldogs picked up their first score on a one-yard rush by quarterback Denny Duron to tie the score at 6-6. Tech took the lead later in the quarter on a one-yard score by Charles "Quick Six" McDaniel, giving the Bulldogs a 12-6 advantage heading into the second half.

The Bulldogs padded their lead with a 68-yard pass from Duron to Mike Barber, giving Tech an 18-6 edge in the third quarter.

Western Illinois scored once more but it was not enough as the Bulldogs held on for the 18-13 win. Duron completed 10-of- 22 passes for 183 yards and one touchdown while rushing 10 times for 69 yards and another score.

McDaniel rushed for 91 yards on 20 carries and one touchdown while Barber caught three passes for 111 yards for one touchdown.

Score by Quarters	1	2	3	4	Final	
Western Illinois	6	0	0	7	13	Record: 7-4
Louisiana Tech	0	12	6	0	18	Record: 10-1

	FD	Att	Yds	TD	A-C-I	Yds	TD	Plays	Yds	Fum-Lost	Pen-Yds
WIU	18	42	114	0	40-17-3	250	1	82	364	1-1	9-71
Tech	20	58	274	2	22-10-3	183	1	80	457	2-2	2-20

Stadium: Joe Aillet Stadium ***Attendance:*** 15,200
Kickoff time: 1:30 p.m. ***End of Game:*** 3:50 p.m. ***Total elapsed time:*** 2:20
Temperature: 80 ***Weather:*** Clear

1972 GRANTLAND RICE BOWL

Louisiana Tech 35, Tennessee Tech 0
November 9, Baton Rouge, La.

Louisiana Tech had a 375-94 advantage in total offense as the Bulldogs defeated Tennessee Tech 35-0 to win the 1972 Grantland Rice Bowl and complete a perfect 12-0 season.

The Bulldogs held a 7-0 lead after the first quarter but scored three second quarter touchdowns to take a 28-0 lead at halftime.

Tech added another score early in the third quarter and cruised the rest of the way to collect the victory.

Quarterback Denny Duron hit 11 of 20 passes for 227 yards and two scores while wide receiver Roger Carr had six catches for 141 yards including a 29-yard touchdown catch.

Running back Glen Berteau had 10 carries for 58 yards and two scores while linebacker Joe McNeely had a spectacular effort that included 12 individual tackles, a fumble recovery and a 31-yard touchdown run on an intercepted pass.

1971 PIONEER BOWL NCAA DIVISION II MIDWEST REGION CHAMPIONSHIP

Louisiana Tech 14, Eastern Michigan 3
December 11, Wichita Falls, Texas

Wenford Wilborn set a Division II record with a 91-yard punt return, and QB Ken Lantrip completed 14 passes for 170 yards and one touchdown as Louisiana Tech defeated Eastern Michigan 14-3.

The Bulldogs struck first as Lantrip connected with Glen Berteau for a 17-yard

touchdown strike in the first quarter.

Eastern Michigan picked up a field goal in the second half as the Bulldogs carried a 7-3 lead into halftime.

The Bulldogs stretched their lead as Wilborn broke a punt return 91 yards for the final score of the game.

Lantrip completed 14-of-34 passes for 170 yards and one touchdown to lead the Bulldog offense. Roger Carr led the receivers with 40 yards on three receptions while Berteau caught three passes for 34 yards and one touchdown. Berteau also led the team with 31 yards rushing on 14 carries.

Score by Quarters	1	2	3	4	Final	
Louisiana Tech	7	0	7	0	14	Record: 9-2
Eastern Michigan	0	3	0	0	3	Record: 7-1-2

	FD	Att	Yds	TD	A-C-I	Yds	TD	Plays	Yds	Fum-Lost	Pen-Yds
Tech	16	41	106	0	24-15-1	170	1	65	276	4-4	4-34
EM	12	48	178	0	16-5-0	37	0	62	215	3-2	6-30

Stadium: Memorial Stadium ***Attendance:*** 8,156

1969 GRANTLAND RICE BOWL NCAA DIVISION II MIDEAST REGION CHAMPIONSHIP

East Tennessee 34, Louisiana Tech 14
December 13, Baton Rouge, La.

In Terry Bradshaw's final appearance as a Bulldog, he completed 20 passes for 299 yards, but he was sacked 12 times for 143 yards in losses as the Bulldogs fell 34-14 to East Tennessee in the 1969 Grantland Rice Bowl.

The Buccaneers got on the scoreboard first with a touchdown in the first quarter to take an early 6-0 lead. East Tennessee extended its lead to 13-0 in the second quarter on a 37-yard halfback pass for a touchdown and took that lead into the locker room at the half.

The Bulldogs finally found the end zone in the third quarter on an eight-yard pass from Bradshaw to fullback Buster Herren.

The Buccaneers added a third-quarter touchdown before the Bulldogs pulled within 20-14 on a 19-yard touchdown pass from Bradshaw to Tommy Spinks.

That was as close as Louisiana Tech got in the game though, as East Tennessee iced the game with two last stanza scores.

Score by Quarters	1	2	3	4	Final	
East Tennessee	6	7	7	14	34	Record: 10-0-1
Louisiana Tech	0	0	14	0	14	Record: 8-2

	FD	Att	Yds	TD	A-C-I	Yds	TD	Plays	Yds	Fum-Lost	Pen-Yds
ET	15	53	245	2	18-12-0	174	3	71	419	4-3	9-83
Tech	17	38	-43	0	39-20-3	299	2	77	256	4-2	10-76

Stadium: Memorial Stadium ***Attendance:*** N/A

1968 GRANTLAND RICE BOWL NCAA DIVISION II MIDEAST REGION CHAMPIONSHIP

Louisiana Tech 33, Akron 13
December 14, Murfreesboro, Tenn.

Playing in the school's first bowl game, the Bulldogs battled sub-freezing temperatures and the Akron Zips but came out with a 33-13 victory.

The Bulldogs didn't waste any time scoring, tallying three touchdowns in the first quarter. Quarterback Terry Bradshaw picked up the first score on a 16-yard run. Moments later, Bradshaw hit Tommy Spinks on a 36-yard pass to give the Bulldogs a second touchdown. Fullback Buster Herren added a third score on a 2-yard run to give Tech a 21-0 lead early in the game.

Akron picked up a touchdown in the second quarter and trailed 21-7 at halftime, then moved within eight points in the third quarter, making the score 21-13.

But the Bulldogs toughened up in the fourth quarter, scoring twice on plays led by Bradshaw. On the first score, Bradshaw shook off several Akron tacklers and hit tight end Larry Brewer on a six-yard scoring strike. Later in the quarter, Bradshaw scored again on an eight-yard run to close out the scoring.

Bradshaw led the Bulldogs offensively, completing 19-of-33 passes for 261 yards and two touchdowns. The young quarterback also led the team in rushing, collecting 35 yards on 12 carries for another two scores. Spinks led the receivers with 12 receptions for 167 yards and one touchtown.

Score by Quarters	1	2	3	4	Final	
Louisiana Tech	21	0	0	12	33	Record: 9-2
Akron	0	7	6	0	13	Record: 7-3-1

	FD	Att	Yds	TD	A-C-I	Yds	TD	Plays	Yds	Fum-Lost	Pen-Yds
Tech	21	36	86	3	33-19-2	261	2	69	347	4-2	7-53
AKR	14	54	123	2	21-6-3	84	0	75	207	3-1	3-37

Stadium: Johnny "Red" Floyd Stadium ***Attendance:*** 2,500 (est.)
Temperature: 20 ***Weather:*** Cold, Snowy, Windy

POSTSEASON SCORES

2017 Bulldogs 51, SMU 10
Frisco Bowl

2016 Bulldogs 48, Navy 45
Armed Forces Bowl

2015 Bulldogs 47, Arkansas State 28
New Orleans Bowl

2014 Bulldogs 35, Illinois 18
Heart of Dallas Bowl

2011 Bulldogs 24, TCU 31
Poinsettia Bowl

2008 Bulldogs 17, Northern Illinois 10
Independence Bowl

2001 Bulldogs 24, Clemson 49
Crucial.com Humanitarian Bowl

1990 Bulldogs 34, Maryland 34
Independence Bowl

1984 Bulldogs 6, Montana State 19
NCAA Division I-AA Chaampionship

1984 Bulldogs 21, Middle Tenn. 13
NCAA Division I-AA Semifinal

1984 Bulldogs 44, Alcorn State 21
NCAA Division I-AA Quarterfinal

1984 Bulldogs 66, Miss. Valley State 19
NCAA Division I-AA First Round

1982 Bulldogs 0, Delaware 17
NCAA Division I-AA Semifinal

1982 Bulldogs 38, South Carolina State 3
NCAA Division I-AA Quarerfinal

1978 Bulldogs 13, East Carolina 35
Independence Bowl

1977 Bulldogs 24, Louisville 14
Independence Bowl

1974 Bulldogs 14, Central Michigan 35
Pioneer Bowl
NCAA Division II Semifinal

1974 Bulldogs 10, Western Carolina 7
NCAA Division II Quarterfinal

1973 Bulldogs 34, Western Kentucky 0
Camellia Bowl
NCAA Division II National Championship

1973 Bulldogs 38, Boise State 34
NCAA Division II Semifinal

1973 Bulldogs 18, Western Illinois 13
NCAA Division II First Round

1972 Bulldogs 35, Tenn. Tech 0
Grantland Rice Bowl

1971 Bulldogs 14, Eastern Michigan 3
Pioneer Bowl
NCAA Division II Midwest Region Championship

1969 Bulldogs 14, East Tenn. 34
Grantland Rice Bowl
NCAA Division II Mideast Region Championship

1968 Bulldogs 33, Akron 13
Grantland Rice Bowl
NCAA Division II Mideast Region Championship

ALL -AMERICANS



*Ron **Alexander***
1970
Linebacker



*Ryan **Allen***
2011-12 (U)
Punter



*Charles **Anderson***
1955
End



*Larry **Anderson***
1977
Defensive Back



*Mike **Barber***
1974-75
Tight End



*Josh **Bradley***
1996-97
Tight End



*Terry **Bradshaw***
1968-69
Quarterback



*Gordon **Brown***
1952
End



*Roger **Carr***
1972-73
Wide Receiver



*Tom **Causey***
1960
End



*Joey **Chustz***
1999
Offensive Line



*Fred **Dean***
1972-73-74
Defensive Tackle



*Kenneth **Dixon***
2012 (FR)
Running Back



*O'Shea **Dugas***
2015
Offensive Line (FR)



*Matt **Dunigan***
1982
Quarterback



*Troy **Edwards***
1997-98 (C)
Wide Receiver



*Jaylon **Ferguson***
2015
Defensive End (FR)



*Bobby **Gray***
2001
Defensive Back



*Garland **Gregory***
1941
Offensive Line



*Jerry **Griffin***
1961
End



*Jimmy **Harrison***
1949
Running Back



*Buster **Herren***
1969
Running Back



*Joe **Hinton***
1959-60
Offensive Line



*Pat **Hinton***
1959
Tackle



*Tommy **Hinton***
1957
Tackle



*Jerry **Hudson***
1959
End



*Walter **Johnson***
1984-85
Defensive End



*Marty **Kent***
1996
Kicker



*Doug **Landry***
1984-85
Linebacker



*Ken **Lantrip***
1971
Quarterback



*Aaron **Lips***
2003
Guard



*Ardis **McCann***
1978
Nose Guard



*Luke **McCown***
2000
Quarterback



*Charles **McDaniel***
1974
Half Back



*Joe **McNeely***
1973
Linebacker



Ryan **Moats**
2004
Running Back



Dennis **Morris**
2009
Tight End



Quinton **Patton**
2012
Wide Receiver



Russell **Rainbolt**
1955
Half Back



Tim **Rattay**
1998
Quarterback



Ethan **Reed**
2016 (FR)
Offensive Line



Mike **Reed**
1946-47
Guard



Chris **Richardson**
1971
Defensive Guard



Willie **Roaf**
1992 (C)
Offensive Tackle



Amik **Robertson**
2017 (FR)
Cornerback



Billy **Ryckman**
1976
Wide Receiver



Glenell **Sanders**
1987-88-89
Linebacker



Leo **Sanford**
1950
Linebacker



Josh **Scobee**
2001
Kicker



J.W. **Slack**
1959
Running Back



Bobby **Slaughter**
1990
Receiver



Mickey **Slaughter**
1962
Quarterback



Willie **Smith**
1995
Defensive Back



Tommy **Spinks**
1969
Wide Receiver



Ed **Stassi**
1948
Guard



Jess **Storts**
1954
Guard



John **Williamson**
1963
Center



Johnny **Wyss**
1937
Guard

C - Consensus
U - Unanimous
FR - Freshman

NATIONAL AWARD WINNERS

Fred Biletnikoff Award
(Nation's Best Wide Receiver)

1998 Troy Edwards

Rec.	Yds	Avg	TD	Lg	Avg./G
140	1,996	14.3	27	94	166.3

Ray Guy Award
(Nation's Best Punter)

2011 Ryan Allen

No.	Yds	Avg	Lg	I20	50+
83	3,828	46.1	72	39	29

2012 Ryan Allen

No.	Yds	Avg	Lg	I20	50+
45	2,162	48.0	85	20	21

Sammy Baugh Award
(Nation's Best Passer)

2012 Colby Cameron

Cmp-Att-Int	Pct.	Yds	TD	Lg	Avg/G
359-522-5	68.8	4,147	31	79	345.6

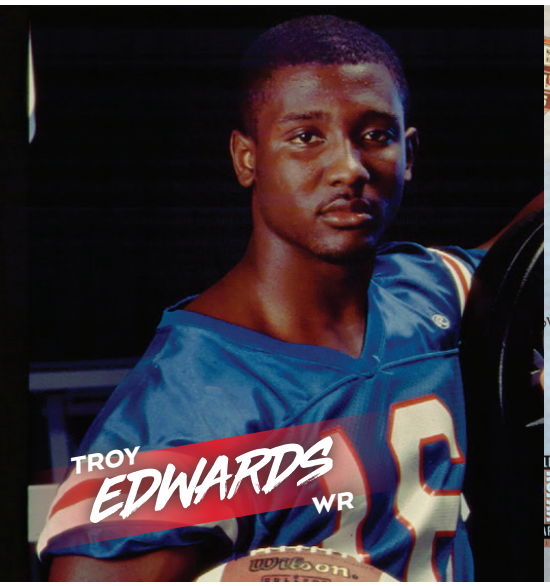





CONFERENCE SPECIALTY AWARD WINNERS

Offensive Player of the Year
1971 Ken Lantrip (QB)..... Southland
1972 Roger Carr (WR)..... Southland
1973 Denny Duron (QB).... Southland
1974 Charles McDaniel (RB).. Southland
1977 John Henry White (RB) Southland
1982 Matt Dunigan (QB) ... Southland
2004 Ryan Moats (RB) ..... WAC
2012 Colby Cameron (QB)..... WAC
2016 Carlos Henderson (WR).....C-USA

Defensive Player of the Year
1972 Fred Dean (DL)..... Southland
1973 Joe McNeely (LB) .... Southland
1974 Fred Dean (DL)..... Southland
1977 Larry Anderson (DB). Southland
1978 Ardis McCann (NG) .. Southland
1979 Johnny Robinson (DT) Southland
1984 Doug Landry (LB)..... Southland
1985 Doug Landry (LB)..... Southland
1986 Walter Johnson (DL) Southland
2011 Adrien Cole (LB)..... WAC

Special Teams Player of the Year
2016 Carlos Henderson (KR)...C-USA

Most Valuable Player
2016 Ryan Higgins (QB).....C-USA

Newcomer of the Year
2014 Cody Sokol (QB).....C-USA
2015 Jeff Driskel (QB).....C-USA
2017 Teddy Veal (WR) .....C-USA

Freshman of the Year
1978 Jessie Clark (FB) ..... Southland
1982 Doug Landry (LB)..... Southland
1983 Walter Johnson(DL).... Southland
1986 Matt Stover (K)..... Southland
2012 Kenneth Dixon (RB)..... WAC

Coach of the Year
1971 Maxie Lambright..... Southland
1972 Maxie Lambright..... Southland
1973 Maxie Lambright..... Southland
1977 Maxie Lambright..... Southland
1982 Billy Brewer..... Southland
1984 A.L. Williams ..... Southland
2001 Jack Bicknell..... WAC
2011 Sonny Dykes ..... WAC
2016 Skip Holtz.....C-USA

Note: These records only go back to when LA Tech joined the Southland Conference in 1971.

ACADEMIC ALL-CONFERENCE

2001
Brandon Avance, Corey Berlin, Maxie Causey, Matt Graham, Luke McCown, Dustin Upton, Delone Williams

2002
Brandon Avance, Aaron Capps, Maxie Causey, Jordan Lang, Aaron Lips, Dustin Upton, Delone Williams,

2003
Dez Abrams, Aaron Capps, Jordan Lang, Aaron Lips

2004
Dez Abrams, Matt Butler, Gerald Dyer, Jordan Lang, Aaron Lips, Brad Oestriecher, Jacob Peeler,

2005
Dez Abrams Donald Allen, Ryan Considine, Robert Crosby, Wesley Day, Gerald Dyer, Quin Harris, Freddie King, Aaron Lips, Brad Oestriecher, Delone Williams, Weldon Brown, Patrick Jackson, Josh Wheeler

2006
Dez Abrams, Ryan Considine, Robert Crosby, Wesley Day, Quin Harris, Patrick Jackson, Jacob Peeler, Josh Wheeler, Brian White

2007
Ryan Considine, Anthony Crosby, Wesley Day, Quin Harris, Mason Hitt, Benjamin McGilton,

2008
David Accardo, Quin Harris, Mason Hitt, Ross Jenkins

2009
Lyle Fitte , Ross Jenkins, Jordan Mills, Matt Nelson, Solomon Randle, Chandler Spence, Stephen Warner

2010
Lyle Fitte, Taulib Ikharo , Ross Jenkins, Matt Nelson, Drexel Perkins, Solomon Randle, Chandler Spence, Stephen Warner

2011
Taylor Burch, Josh Cuthbert, David Gru, Matt Nelson, Solomon Randle, Chandler Spence, Stephen Warner

2012
Josh Cuthbert, Ray Holley, Matt Nelson, Solomon Randle, Chandler Spence, Andre Taylor, Stephen Warner

2014
Xavier Woods

2015
Jeff Driskel, Xavier Woods

2016
Xavier Woods

ACADEMIC ALL-AMERICA

2012 Ray Holley (RB).....First Team
1979 John Ward (DL) .....Second Team



MOST TOUCHDOWNS SCORED BY RUSHING BY A FRESHMAN
Season
27—Kenneth Dixon, Louisiana Tech, 2012

MOST PASSES ATTEMPTED
Career Per Game
47.0—Tim Rattay, Louisiana Tech, 1997-99 (1,552 in 33)

MOST PASSES COMPLETED BY A FRESHMAN
Game
47—Luke McCown, Louisiana Tech vs. Auburn, Oct. 21, 2000 (attempted 65)

MOST YARDS GAINED
Career Per Game
(Min. 30 games) 386.2—Tim Rattay, Louisiana Tech, 1997-99 (12,746 in 33)

MOST YARDS GAINED IN OPENING GAME OF SEASON
590—Tim Rattay, Louisiana Tech vs. Nebraska, Aug. 29, 1998

MOST TOUCHDOWN PASSES
Career Per Game
3.5—Tim Rattay, Louisiana Tech, 1997-99 (115 in 33)

MOST TOUCHDOWN PASSES, SAME PASSER AND RECEIVER
Season
26—Tim Rattay to Troy Edwards, Louisiana Tech, 1998

MOST CONSECUTIVE PASSES ATTEMPTED WITHOUT AN INTERCEPTION
Season
428—Colby Cameron, Louisiana Tech, 2012
Career
444—Colby Cameron, Louisiana Tech, 2011-12 (during 12 games; began Dec. 21, 2011, vs. TCU, ended Nov. 17, 2012, vs. Utah St.)

MOST CONSECUTIVE PASSES ATTEMPTED WITH JUST ONE INTERCEPTION
Career
482—Colby Cameron, Louisiana Tech, 2011-12 (during 12 games; began Dec. 21, 2011, vs. TCU, ended Nov. 24, 2012, vs. San Jose St.)

RECEIVING - MOST YARDS GAINED
Game
405—Troy Edwards, Louisiana Tech vs. Nebraska, Aug. 29, 1998 (caught 21)

RECEIVING - MOST TOUCHDOWN PASSES CAUGHT
Season
27—Troy Edwards, Louisiana Tech, 1998 (140 receptions)
Season Per Game
2.3—Tom Reynolds, San Diego St., 1969 (18 in 8); Troy Edwards, Louisiana Tech, 1998 (27 in 12)

SCORING - MOST GAMES SCORING A TOUCHDOWN
Career
38—Kenneth Dixon, Louisiana Tech (2012-15); Tim Tebow, Florida (2006-09)

SCORING - MOST POINTS SCORED BY A FRESHMAN
Season
168—Kenneth Dixon, Louisiana Tech, 2012 (28 TDs)

SCORING - MOST TOUCHDOWNS SCORED BY A FRESHMAN
Season
28—Kenneth Dixon, Louisiana Tech, 2012 (27 rushing, 1 pass reception)

SCORING - PLAYER SCORING A TOUCHDOWN BY RECEIVING, RUSHING, PUNT RETURN AND KICKOFF RETURN
Season
By many players. Most recent: Quadree Henderson, Pittsburgh, 2016; Phillip Livas, Louisiana Tech, 2008

MOST TOUCHDOWNS SCORED ON KICK RETURNS
(Must Have at Least One Punt Return and One Kickoff Return)
Career
10—Cliff Branch, Colorado, 1970-71 (6 punts, 2 kickoffs); Johnny Rodgers, Nebraska, 1970-72 (7 punts, 1 kickoff); Derek Abney, Kentucky, 2000-03 (6 punts, 2 kickoffs); Chad Owens, Hawaii, 2001-04 (6 punts, 2 kickoffs); C.J. Spiller, Clemson, 2006-09 (1 punt, 7 kickoffs); Phillip Livas, Louisiana Tech, 2007-10 (4 punts, 4 kickoffs); Adoree Jackson, USC, 2014-16 (4 punts, 4 kickoffs); Janarion Grant, Rutgers, 2013-16 (3 punts, 5 kickoffs)

MOST PASSES ATTEMPTED WITHOUT INTERCEPTION, BOTH TEAMS
129—Houston (77) & Louisiana Tech (52), Sept. 8, 2012 (completed 87)

MOST PASSES COMPLETED, BOTH TEAMS
87—Houston (53) & Louisiana Tech (34), Sept. 8, 2012 (attempted 129)

MOST PLAYS, BOTH TEAMS (REGULATION)
209—Houston (115) & Louisiana Tech (94), Sept. 8, 2012 (1,291 yards)

MOST FIRST DOWNS, BOTH TEAMS
78—Houston (40) & Louisiana Tech (38), Sept. 8, 2012

MOST TOUCHDOWNS PER GAME RUSHING AND PASSING
7.0—Nebraska, 1983 (84 in 12); Louisiana Tech, 2012 (84 in 12)

ALL-CONFERENCE

ALL-GULF STATES

1948
Jimmy Harrison ..... HB
Jack Kelly ..... T
Ed Stassi ..... G

1949
Jimmy Harrison ..... HB
Lenny Voyt ..... T
Ed Stassi ..... G
Leo Sanford C

1950
Gene Knecht ..... FB
Melvin Barney ..... G
Leo Sanford C

1951
John McMichael ..... DB
Wyman Collie ..... LB

1952
Ken Bates ..... OE
Gordon Brown ..... DE

1953
James Oliver ..... FB
James "Buster" Lum ..... T

1954
Jesse Storts ..... G

1955
Milford Andrews ..... QB
Russell Rainbolt ..... HB
Charles Anderson ..... E
Tommy Hinton ..... T
Pat Hinton ..... T
Bobby Stone ..... G
Charles Glover C

1956
Tommy Hinton ..... T
Pat Hinton ..... T
Bobby Stone ..... G
Charles Glover C

1957
Tommy Hinton ..... T
Allen Stough ..... G

1958
Paul Hynes ..... FB
Henry Delony ..... T
Charles "Buck" Stewart C

1959
Max Rudd ..... FB
J. W. Slack ..... HB
Charles Garris ..... E
Bobby Hinton ..... T
Joe Hinton ..... G
Jim Campbell C

1960
Mickey Slaughter ..... QB
Max Rudd ..... FB
Paul Hynes ..... FB
Tom Causey ..... E
Hershel Vinyard ..... T
Joe Hinton ..... G

1961
Mickey Slaughter ..... QB
Jerry Griffin ..... E
Herschel Vinyard ..... T

1962
Mickey Slaughter ..... QB
Paul Labenne ..... HB
Jerry Griffin ..... E
Richard Enis ..... G

1963
Billy Laird ..... QB
Wayne Davis ..... E
Richard Enis ..... G
John Robert Williamson C

1964
Billy Laird ..... QB
Gerald McDowell ..... FB
Corky Corkern ..... HB
Wayne Davis ..... E
Robert Malone ..... T
James Boudreaux ..... T
David Bass ..... G
Paul Clark C

1965
Billy Laird ..... QB
Robert Brunet ..... QB
Wayne Davis ..... OE
James Boudreaux ..... OT
Dan Irby ..... DT
Paul Clark C

1966
Eddie Taylor ..... OB
C. T. Campbell ..... DE
Joe Peace ..... LB

1967
Robert Brunet ..... OB
Tommy Spinks ..... WR
Alden Reeves ..... S

1968
Terry Bradshaw ..... QB
Ken Liberto ..... FL
Tommy Spinks ..... WR
Jess Carrigan ..... OT
Glenn Murphy ..... OG

1969
Terry Bradshaw ..... QB
Larry Brewer ..... TE
Tommy Spinks ..... WR
Butch Williams ..... OT
Mark Graham ..... DB
Johnny Richard ..... DT

1970
Ronnie Alexander ..... LB
Ken Lantrip ..... QB
Eric Johnson ..... SE
Mark Graham ..... DB
Chris Richardson ..... NG
Tommy Lanius ..... DT

ALL-SOUTHLAND

1971
Eric Johnson ..... SE
Ken Lantrip ... QB (Off. POY)
Charles McDaniel ..... HB
Phil Israel C
Fred Dean ..... DT
Mike Swinney ..... P
Maxie Lambright..... COY

1972
Roger Carr ... WR (Off. POY)
Pat Greer ..... OT
Denny Duron ..... QB
Fred Dean .....DT (Def. POY)
Joe McNeely ..... LB
John Causey ..... DB
Maxie Lambright..... COY

1973
Robert Carr ..... WR
Pat Greer ..... OT
Denny Duron QB (Off. POY)
Russell Bates C
Glen Berteau ..... QB
Jerry Pope ..... K
Fred Dean ..... DT
Joe McNeely LB (Def. POY)
Wenford Wilborn ..... DB
John Causey ..... DB
Maxie Lambright..... COY

1974
Mike Barber ..... TE
Roy Waters ..... OT
Randy Crouch ..... OG
Pat Tilley ..... WR
Charles McDaniel ....RB (Off. POY)
Jerry Pope ..... K
Fred Dean .....DT (Def. POY)
Rickey Shirley ..... LB
Wenford Wilborn ..... DB

1975
Mike Barber ..... TE
Gerald Eddings ..... OG
Pat Tilley ..... WR
John Henry White ..... FB
Rodney Bagley ..... NG
Donnie Perry ..... S

1976
Billy Ryckman ..... WR
Larry Anderson ..... DB
Jerry Pope ..... K

1977
Larry McCartney ..... TE
Ken Bonnette ..... OL
Rod Foppe ..... WR
Keith Thibodeaux ..... QB
John Henry White ...RB (Off. POY)
Ronnie Paggett ..... DL
Jimmy Blackshire ..... LN
Curley White ..... LB
Larry Anderson ..... DB (Def. POY)
Donnie Perry ..... DB
Maxie Lambright..... COY

1978
C. J. Lottinger C
Scooter Spruiell ..... WR
George Yates ..... RB
Ardis McCann ..... NG (Def. POY)
Johnny Robinson ..... DE
Jimmy Blackshire ..... LB
Jean Dornier ..... DB
Jessie Clark ..... FB (FOY)

1979
Johnny Robinson .. DT (Def. POY)
Zack Jones ..... DB
Andre Young ..... DE

1980
Johnny Robinson ..... DT
Andre Young ..... S
Lyn Bankston ..... SS
Leland Pagdett ..... SE

1981
Haywood Dejean ..... CB
Andre Young ..... S
Joey Pender ..... NG
Tony Boles ..... LB

1982
Matt Dunigan QB (Off. POY)
A. Kattenbraker ..... WR
Roberto Dager ..... K
Trey Junkin ..... DE
Mike Nickel ..... DT
Tony Boles ..... LB
Doug Landry ..... LB (FOY)
Billy Brewer ..... COY

1983
Doug Landry ..... LB
Chris Tilley ..... FL
Walter Johnson ....DE (FOY)

1984
Doug Landry . LB (Def. POY)
Doyle Adams ..... DB
Donald Washington ..... DT
Walter Johnson ..... DE
George Benyola ..... K
A.L. Williams..... COY

1985
Lester Mills ..... TE
Ken Hetherington ..... OT
George Benyola ..... K
Walter Johnson ..... DE
Donald Washington ..... DT
Doug Landry . LB (Def. POY)
Doyle Adams ..... DB

1986
Garlon Powell ..... RB
Paddy Doyle ..... WR
Clayton Shoemaker ..... OT
Walter Johnson .....LB (Def. POY)
Matt Stover ..... K (FOY)

ALL-SOUTH INDEPENDENT

1989
Derrick Douglas ..... RB
Glenell Sanders ..... LB
Matt Stover ..... K

1990
Bobby Slaughter ..... WR
Michael Richardson ..... RB
Trey Snodgrass C
Chris Boniol ..... K

1991
Jason Davis ..... RB
Willie Roaf ..... OT
Demise Loyd ..... FS
Glenn Hunt ..... OT
Artie Smith ..... DT
Myron Baker ..... LB

1992
Willie Roaf ..... OT
Artie Smith ..... DL
Myron Baker ..... LB
Corey Parham ..... WR
Shannon Cornelius ..... DL
Doug Evans ..... D

ALL-BIG WEST

1993
Chris Boniol ..... K
Kavin Crawford ..... DL
Chris Gray ..... CB
Jason Cooper ..... RB
Lance Reed ..... LB

1994
Jason Cooper ..... RB
Fred Price ..... OLB
Grant Williams ..... OT
Willie Smith ..... CB
Dean Jackson ..... WR
Thedrick Harris ..... DL
Keith Washington ..... DL
Lance Reed ..... ILB

1995
Willie Smith ..... CB
Chad Mackey ..... WR
Jason Martin ..... QB
Grant Williams ..... OT
Derrick Moore ..... DT
Dean Jackson ..... WR

ALL-INDEPENDENT

1996
Chad Mackey ..... WR
Jason Martin ..... QB
Clay Hopkins ..... OL
Marty Kent ..... K
John Noel ..... S
Dean Jackson ..... WR
Gokmeya Cooper ..... LB
Josh Bradley ..... TE

1997
Troy Edwards ..... WR
Tim Rattay ..... QB
Josh Bradley ..... TE

1998
Troy Edwards ..... WR
Tim Rattay ..... QB

1999
Tim Rattay ..... QB
Joey Chustz ..... OL
Damon Harrington ..... LB
Quincy Stewart ..... LB
Sean Cangelosi ..... WR

2000
Terrance Sykes ..... OL
Luke McCown ..... QB

ALL-WESTERN ATHLETIC

2001
Bobby Gray ..... DB
Damian Lavergne ..... OL
Jack Bicknell ..... COY

(Second Team)
Luke McCown ..... QB
Josh Scobee ..... K
Joe Smith ..... RB
Jamie Nichols ..... DL
Curtis Randall ..... LB

2002
Damian Lavergne ..... OL
Joe Smith ..... RB
Curtis Randall ..... LB

(Second Team)
Quincy Myles ..... DL
Willie Sheppard ..... DB
Josh Scobee ..... PK

2003
Ryan Moats ..... RB
Josh Scobee ..... K

(Second Team)
DJ Curry ..... WR
Antonio Crow ..... LB
Byron Santiago ..... LB

2004
Ryan Moats ...RB (Off. POY)
Aaron Lips ..... OL
Byron Santiago ..... LB

(Second Team)
Corey Brazil ..... DB
Jemelle Cage ..... DL
Adrian Gonzalez ..... OL
Chris Van Hoy ..... DL

2005
Aaron Lips ..... OL
Moqut Ruffins ..... DL
Bryon Santiago ..... LB
Tramon Williams ..... DB

(Second Team)
Marcus Stewart ..... OL
Barry Robertson ..... LB
Danny Horwedel ..... PK

2006
(Second Team)
Patrick Jackson ..... KR

2007
Antonio Baker ..... FS
Chris Keagle ..... P

(Second Team)
Quin Harris ..... LB
Patrick Jackson ..... RB
Tyler Miller ..... OL
Josh Muse ..... DL
Chris Pugh ..... DL

2008
Antonio Baker ..... DB
Phillip Livas ..... WR
Daniel Porter ..... RB
D'Anthony Smith ..... DL

(Second Team)
Chris Keagle ..... P
Rob McGill ..... OL

2009
Adrien Cole ..... LB
D'Anthony Smith ..... DL
Dennis Morris ..... TE

(Second Team)
Daniel Porter ..... RB
Rob McGill ..... OL
Phillip Livas ..... KR

2010
Phillip Livas ..... KR
Rob McGill ..... OL

(Second Team)
Matt Broha ..... DL
Adrien Cole ..... LB
Lennon Creer ..... RB

2011
Ryan Allen ..... P
Matt Broha ..... DL
Terry Carter ..... DB
Kris Cavitt ..... OL
Adrien Cole.... LB (Def. POY)
Quinton Patton ..... WR
Stephen Warner ..... OL
Sonny Dykes ..... COY

(Second Team)
Chad Boyd ..... DB
Jay Dudley ..... LB
Justin Ellis ..... DL
Matt Nelson ..... K

2012
Ryan Allen ..... P
D.J. Banks ..... RS
Colby Cameron .....QB (Off. POY)
Dave Clark ..... DB
Kenneth Dixon..... RB (FOY)
IK Enemkpali ..... DL
Jordan Mills ..... OL
Quinton Patton ..... WR
Stephen Warner ..... OL

(Second Team)
Chad Boyd ..... DB
Ray Holley ..... RB
Oscar Johnson ..... OL
Kevin Saia ..... OL
Myles White ..... WR

ALL-CONFERENCE USA

2013
IK Enemkpali ..... DL

(Second Team)
Kenneth Dixon..... RB
Josh Cuthbert..... DS

(Freshman Team)
Xavier Woods ..... DB
Kyle Fischer ..... K
Tevin King ..... KR

2014
Mitchell Bell..... OL
Xavier Woods ..... DB

(Second Team)
Houston Bates..... DL
Kenneth Dixon..... RB
Trent Taylor ..... WR

(Freshman Team)
Deldrick Canty ..... DL
Secdrick Cooper ..... DB
Carlos Henderson ..... WR/

Cody Sokol – Newcomer QB

2015
Vernon Butler ..... DL
Kenneth Dixon..... RB
Trent Taylor ..... WR
Xavier Woods ..... DB

(Second Team)
Bryson Abraham ..... DB
Jonathan Barnes..... K
Darrell Brown ..... OL
Jens Danielsen ..... OL
Nick Thomason..... LB

(Freshman Team)
O'Shea Dugas ..... OL
Jaylon Ferguson ..... DL

Jeff Driskel - Newcomer .QB

2016
Darrell Brown ..... OL
Jaylon Ferguson ..... DL
Carlos Henderson .... WR/KR
Ryan Higgins ..... QB
Trent Taylor ..... WR
Xavier Woods ..... DB

(Second Team)
Jonathan Barnes..... K
Joseph Brunson..... OL
O'Shea Dugas ..... OL
Jordan Harris..... LB
Trent Taylor ..... PR
Darrell Travis..... LS

(Freshman Team)
Eric Kendzior ..... DL
Ephraim Kitchen..... DB
Ethan Reed ..... OL

Carlos Henderson
- Offensive POTY..... WR
- Special Teams POTY..... KR
Ryan Higgins - MVP..... QB
Skip Holtz..... Coach of the Year

2017
Secdrick Cooper ..... DB
Jaylon Ferguson ..... DL
Cameron Linck ..... LS

(Second Team)
O'Shea Dugas ..... OL
Amik Robertson ..... DB
Teddy Veal..... WR

(Freshman Team)
Amik Robertson ..... DB
Kody Russey..... OL

Teddy Veal
- Co-Newcomer of the Year WR

ALL-LOUISIANA

1981
Joey Pender ..... NG
Andre Young ..... DB

1982
Steve Treadway ..... G
Billy Brewer
..... Coach of the Year
Matt Dunigan ..... QB
..... Offensive Player of the Year

(Second Team)
Austin Kattenbraker ..... WR
Joey Pender ..... NG
Roberto Dager ..... K

1983
Doug Landry ..... LB

(Second Team)
Chris Tilley ..... WR

1984
Milton Roeder ..... T
Walter Johnson ..... DE
Doug Landry ..... LB
.....Defensive Player of the Year
A.L. Williams
..... Coach of the Year

(Second Team)
Aldon Kelly ..... DB
Doyle Adams ..... DB

1985
George Benyola ..... K
Walter Johnson ..... DE
Doug Landry ..... LB
Doyle Adams ..... DB

(Second team)
Lester Mills ..... TE

1986
Matt Stover ..... K
Walter Johnson ..... DE
.....Defensive Player of the Year
Neal Atkins ..... LB

(Second team)
Clayton Shoemaker ..... T
Garlon Powell ..... RB

1987
Glennell Sanders ..... LB
.....Defensive Player of the Year

(Second Team)
Eldonta Osborne ..... LB

1988
Glennell Sanders ..... LB
.....Defensive Player of the Year

(Second team)
David Perez C
Derrick Douglas ..... RB
Eldonta Osborne ..... LB
Matt Stover ..... K

1989
Jerome Anderson ..... G
Derrick Douglas ..... RB
Eldonta Osborne ..... LB
Glennell Sanders ..... LB
.....Defensive Player of the Year

(Second team)
Bobby Slaughter ..... WR
Mike Wood ..... DE
Matt Stover ..... K

1990
Bobby Slaughter ..... WR
Ronnie Cook ..... TE
Eric Shaw ..... DE
Myron Baker ..... LB
Chris Boniol ..... K
..... Freshman of the Year
Joe Raymond Peace
..... Coach of the Year

(Second team)
Trey Snodgrass C
Gene Johnson ..... QB
Michael Richardson ..... RB

1991
Gene Johnson ..... QB
Jason Davis ..... RB
Willie Roaf ..... OL
Glenn Hunt ..... OL
Myron Baker ..... LB
Demise Loyd ..... DB
Lorenza Baker ..... RS

(Second team)
Artie Smith ..... DL

(Honorable mention)
Wade Christensen ..... TE

1992
Willie Roaf ..... OT
Artie Smith ..... DL
Myron Baker ..... LB

(Second team)
Corey Parham ..... WR
Shannon Cornelius ..... DL
Doug Evans ..... DB

(Honorable mention)
Daryl Altic ..... P

1993
(Second team)
Chris Boniol ..... K
Lance Reed ..... LB

(Honorable mention)
Rocky Kingrea ..... DB

1994
Jason Cooper ..... RB
Willie Smith ..... S

(Second team)
Dean Jackson ..... WR
..... Newcomer of the year
Grant Williams ..... OT

(Honorable mention)
Keith Washington ..... DL

1995
Josh Bradley ..... TE
Chad Mackey ..... WR
Lee Ragsdale ..... RB
Willie Smith ..... CB

(Second team)
James Crockett ..... CB
Marty Kent ..... K
Grant Williams ..... OT

1996
Jason Martin ..... QB
Chad Mackey ..... WR
Marty Kent ..... K
(Second team)
Josh Bradley ..... TE
Clay Hopkins ..... OL
Gomeya Cooper ..... LB
John Noel ..... S

(Honorable mention)
Troy Edwards ..... WR
Dean Jackson ..... KR
Keith Washington ..... DE

1997
Troy Edwards ..... WR
Tim Rattay ..... QB
Josh Bradley ..... TE

(Second team)
John Noel ..... S
Myron Smith ..... LB
Clay Hopkins ..... OT

1998
Troy Edwards ..... WR
David Newman ..... TE

(Second team)
Tim Rattay ..... QB
Joey Chustz ..... OL
Damon Harrington ..... LB
Fred Lewis ..... CB

(Honorable mention)
Bobby Gray ..... DB

1999
Tim Rattay ..... QB
..... Most Valuable Player
Joey Chustz ..... OL
Damon Harrington ..... LB
Robert Skapura ..... OL
Sean Cangelosi ..... WR
Ottis Pitts ..... DL

(Second team)
Rob Koontz ..... OL
James Jordan ..... WR
John Simon ..... RB
Michael John Lenard ..... DB

(Honorable mention)
Delwyn Daigre ..... WR

2000
Bobby Gray ..... DB
James Jordan ..... W
Terrance Sykes ..... OL
Carlin Thomas ..... DL

(Second team)
John Simon ..... RB
David Newman ..... TE
Luke McCown ..... QB

2001
Bobby Gray ..... DB
Jamie Nichols ..... DL
John Simon ..... RB
Damian Lavergne ..... OL

(Second team)
Randy Richard ..... OL
Jason Olford ..... DB
Curtis Randal ..... LB
Luke McCown ..... QB

(Honorable mention)
Delwyn Daigre ..... WR
Josh Scobee ..... K
Joe Smith ..... RB
.....Newcomer of the Year

2002
Damian Lavergne ..... OL
Quincy Myles ..... DL
Joe Smith ..... RB

(Second team)
Curtis Randall ..... LB
Major Richmond ..... TE

(Honorable mention)
Aaron Lips ..... OL
Luke McCown ..... QB

2003
Josh Scobee ..... K

(Second team)
Ryan Moats ..... RB
Aaron Lips ..... OL

2004
Ryan Moats ..... RB
..... Offensive MVP
Aaron Lips ..... OL
Byron Santiago ..... LB

(Second team)
Lester Brown ..... OL
Jemelle Cage ..... DL
Adrian Gonzalez ..... OL
Chris Van Hoy ..... DL

2005
Moqut Ruffins ..... DL
Byron Santiago ..... LB
Aaron Lips ..... OL
Tramon Williams ..... DB

(Second team)
Barry Robertson ..... LB
Marcus Stewart ..... LB
Danny Horwedel ..... K

2006
Anthony James ..... TE
Quin Harris ..... LB

(Second team)
Patrick Jackson ..... RB/KR

(Honorable mention)
Chris Pugh ..... DL

2007
(Second Team)
Antonio Baker ..... FS
Quin Harris ..... LB
Chris Pugh ..... DE

(Honorable Mention)
Philip Beck ..... PR
Chris Keagle ..... P

2008
Antonio Baker ..... FS
.....Defensive Player of the Year
Derek Dooley
..... Coach of the Year
Phillip Livas ..... WR

(Second Team)
Rob McGill ..... OL
Daniel Porter ..... RB
Weldon Brown ..... CB

2009
Rob McGill ..... OL
Dennis Morris ..... TE
Daniel Porter ..... RB
D'Anthony Smith ..... DL
(Second Team)
Adrien Cole ..... LB
Deon Young ..... DB
Tank Calais ..... DB
Matt Nelson ..... K
Phillip Livas ..... RS

2010
Matt Broha ..... DL
Rob McGill ..... OL

(Second Team)
Chad Boyd ..... DB
Lennon Creer ..... RB
Phillip Livas ..... RS

2011
Ryan Allen ..... P
Matt Broha ..... DL
Kris Cavitt ..... OL
Adrien Cole ..... LB
Quinton Patton ..... WR
.....Newcomer of the Year
Stephen Warner ..... OL

(Second Team)
Terry Carter ..... DB

2012
Ryan Allen ..... P
D.J. Banks ..... RS
Colby Cameron ..... QB
..... Offensive Player of the Year
Kenneth Dixon ..... RB
..... Freshman of the Year
IK Enemkpali ..... DL
Oscar Johnson ..... OL
Quinton Patton ..... WR
Stephen Warner ..... OL

2013
IK Enemkpali ..... DE

2014
Mitchell Bell ..... OL
Kenneth Dixon ..... RB

(Second Team)
Houston Bates ..... DL
Xavier Woods ..... DB

Cody Sokol ..... QB
.....Newcomer of the Year

2015
Darrell Brown ..... OL
Vernon Butler ..... DL
Kenneth Dixon ..... RB
Jeff Driskel ..... QB
.....Newcomer of the Year
Trent Taylor ..... WR

(Second Team)
Bryson Abraham ..... DB
Jonathan Barnes ..... K
Jens Danielsen ..... OL
Jaylon Ferguson ..... DL

2016
Darrell Brown ..... OL
Jonathan Barnes ..... K
Jaylon Ferguson ..... DL
Carlos Henderson ..... WR/KR
Ryan Higgins ..... QB
..... Offensive Player of the Year
Trent Taylor ..... WR
Xavier Woods ..... DB

(Second Team)
Joseph Brunson ..... OL
O'Shea Dugas ..... OL
Kam McKnight ..... TE
Jaylon Ferguson ..... DL

2017
Secdrick Cooper ..... DB
Jaylon Ferguson ..... DL
Teddy Veal ..... WR
.....Newcomer of the Year

(Second Team)
O'Shea Dugas ..... OL
Cameron Linck ..... LS
Boston Scott ..... RB
Amik Robertson ..... DB

IN THE NFL DRAFT

LOUISIANA TECH IN NFL DRAFT
(BY YEAR)

Year	Rd-Pk-OP	Name	Team	Pos.
2018	6-27-201	Boston Scott	Saints	RB
2017	3-18-82	Carlos Henderson	Broncos	WR
	5-34-177	Trent Taylor	49ers	WR
	6-7-191	Xavier Woods	Cowboys	S
2016	1-30-30	Vernon Butler	Panthers	DT
	4-36-134	Kenneth Dixon	Ravens	RB
	6-32-207	Jeff Driskel	49ers	QB
2014	4-7-107	Justin Ellis	Raiders	DT
	6-34-210	IK Enemkpali	Jets	DE
2013	4-31-128	Quinton Patton	49ers	WR
	5-30-163	Jordan Mills	Bears	T
2010	3-10-74	D'Anthony Smith	Jaguars	DT
	6-5-174	Dennis Morris	Redskins	TE
2007	7-44-254	Johnathan Holland	Raiders	WR
2005	3-13-77	Ryan Moats	Eagles	RB
2004	4-10-106	Luke McCown	Browns	QB
	5-5-137	Josh Scobee	Jaguars	K
2002	5-5-140	Bobby Gray	Bears	DB
2000	4-29-123	Joey Chustz	Jaguars	T
	7-6-212	Tim Rattay	49ers	QB
1999	1-13-13	Troy Edwards	Steelers	WR
1994	Expansion	Barron Rollins	Saints	OT
1993	1-8-8	Willie Roaf	Saints	T
	4-16-100	Myron Baker	Bears	LB
	5-4-116	Artie Smith	49ers	DT
	6-1-141	Doug Evans	Packers	DB
1992	12-2-310	Eric Shaw	Bengals	LB
1991	11-26-304	Bobby Slaughter	49ers	WR
1990	6-4-141	Derrick Douglas	Buccaneers	RB
	12-25-329	Matt Stover	Giants	K
1987	2-18-46	Walter Johnson	Oilers	LB
1986	5-8-118	Doug Landry	Chargers	LB
1984	10-21-273	James Thaxton	Lions	DB
1983	4-9-93	Trey Junkin	Bills	LB
1982	5-12-123	Ed Jackson	Raiders	LB
	10-22-273	Andre Young	Chargers	DB
1981	4-28-111	Johnny Robinson	Raiders	DT
1978	4-17-101	Larry Anderson	Steelers	DB
	8-1-195	John Henry White	Chiefs	RB
1977	10-6-257	Billy Ryckman	Falcons	WR
1976	2-20-48	Mike Barber	Oilers	TE
	4-22-114	Pat Tilley	Cardinals	WR
1975	2-7-33	Fred Dean	Chargers	DE
	13-4-316	Charles McDaniel	Bears	RB
	17-4-420	Roland Harper	Bears	RB
1974	1-24-24	Roger Carr	Colts	WR
1970	1-1-1	Terry Bradshaw	Steelers	QB
	8-12-194	Larry Brewer	Falcons	TE
	14-25-363	Tom Spinks	Vikings	WR
1969	15-4-368	Ken Liberto	Steelers	WR
1968	7-11-176	Bob Brunet	Redskins	RB
	10-17-263	Joe Peace	Oilers	LB
1967	10-22-259	Tom Croft	Bills	DB
1966	2-2-10	Jim Boudreaux	Patriots (AFL)	T
	6-2-43	Dan Irby	Patriots (AFL)	T
	13-14-199	Jim Boudreaux	Browns	T
	15-2-129	Billy Laird	Patriots (AFL)	QB
1965	9-7-71	Bob Malone	Patriots (AFL)	T
	18-1-137	David Lee	Patriots (AFL)	E
1964	8-8-106	John "J.R." Williamson	Colts	LB
	9-7-71	John "J.R." Williamson	Raiders (AFL)	LB
1963	7-2-50	Mickey Slaughter	Broncos (AFL)	QB
	17-6-134	Jerry Griffin	Oilers (AFL)	E
1961	10-10-136	Paul Hynes	49ers	RB
	12-6-94	Paul Hynes	Texans (AFL)	RB
	13-3-99	Tom Causey	Bills (AFL)	DB
	13-8-104	Gerald "Joe" Hinton	Oilers (AFL)	LB
1960	17-3-195	Bob Hudson	Lions	E
1958	12-2-135	Tom Hinton	Cardinals	G
1957	15-3-172	Pat Hinton	Packers	G
1956	15-4-173	Charley Anderson	Cardinals	E
1955	14-1-158	Gordy Brown	Cardinals	E
1954	19-5-222	Jim Lum	Bears	T
1951	8-4-90	Leo Sanford	Cardinals	C
1948	17-3-148	Chuck Newman	Redskins	E
	20-3-178	Cloyce Box	Redskins	B
1944	20-2-199	George Doherty	Tigers	G

LOUISIANA TECH IN NFL DRAFT
(BY OVERALL PICK)

Year	Rd-Pk-OP	Name	Team	Pos.
1970	1-1-1	Terry Bradshaw	Steelers	QB
1993	1-8-8	Willie Roaf	Saints	T
1966	2-2-10	Jim Boudreaux	Patriots (AFL)	T
1999	1-13-13	Troy Edwards	Steelers	WR
1974	1-24-24	Roger Carr	Colts	WR
2016	1-30-30	Vernon Butler	Panthers	DT
1975	2-7-33	Fred Dean	Chargers	DE
1966	6-2-43	Dan Irby	Patriots (AFL)	T
1987	2-18-46	Walter Johnson	Oilers	LB
1976	2-20-48	Mike Barber	Oilers	TE
1963	7-2-50	Mickey Slaughter	Broncos (AFL)	QB
1965	9-7-71	Bob Malone	Patriots (AFL)	T
1964	9-7-71	John "J.R." Williamson	Raiders (AFL)	LB
2010	3-10-74	D'Anthony Smith	Jaguars	DT
2005	3-13-77	Ryan Moats	Eagles	RB
2017	3-18-82	Carlos Henderson	Broncos	WR
1951	8-4-90	Leo Sanford	Cardinals	C
1983	4-9-93	Trey Junkin	Bills	LB
1961	12-6-94	Paul Hynes	Texas (AFL)	RB
1961	13-3-99	Tom Causey	Bills (AFL)	DB
1993	4-16-100	Myron Baker	Bears	LB
1978	4-17-101	Larry Anderson	Steelers	DB
1961	13-8-104	Gerald "Joe" Hinton	Oilers (AFL)	LB
2004	4-10-106	Luke McCown	Browns	QB
1964	8-8-106	John Williamson	Colts	LB
2014	4-7-107	Justin Ellis	Raiders	DT
1981	4-28-111	Johnny Robinson	Raiders	DT
1976	4-22-114	Pat Tilley	Cardinals	WR
1993	5-4-116	Artie Smith	49ers	DT
1986	5-8-118	Doug Landry	Chargers	LB
2000	4-29-123	Joey Chustz	Jaguars	T
1982	5-12-123	Ed Jackson	Raiders	LB
2013	4-31-128	Quinton Patton	49ers	WR
1966	15-2-129	Billy Laird	Patriots (AFL)	QB
2016	4-36-134	Kenneth Dixon	Ravens	RB
1958	12-2-135	Bill Hinton	Cardinals	G
1961	10-10-136	Paul Hynes	49ers	RB
2004	5-5-137	Josh Scobee	Jaguars	K
1965	18-1-137	David Lee	Patriots (AFL)	E
2002	5-5-140	Bobby Gray	Bears	DB
1993	6-1-141	Doug Evans	Packers	DB
1990	6-4-141	Derrick Douglas	Buccaneers	RB
1948	17-3-148	Chuck Newman	Redskins	E
1955	14-1-158	Gordy Brown	Cardinals	E
2013	5-30-163	Jordan Mills	Bears	T
1957	15-3-172	Pat Hinton	Packers	G
1956	15-4-173	Charley Anderson	Cardinals	E
2010	6-5-174	Dennis Morris	Redskins	TE
1968	7-11-176	Bob Brunet	Redskins	RB
2017	5-34-177	Trent Taylor	49ers	WR
1948	20-3-178	Cloyce Box	Redskins	B
2017	6-7-191	Xavier Woods	Cowboys	S
1970	8-12-194	Larry Brewer	Falcons	TE
1978	8-1-195	John Henry White	Chiefs	RB
1960	17-3-195	Bob Hudson	Lions	E
1966	13-14-199	Jim Boudreaux	Browns	T
1944	20-2-199	George Doherty	Dodgers	T
2018	6-27-201	Boston Scott	Saints	RB
2016	6-32-207	Jeff Driskel	49ers	QB
2014	6-34-210	IK Enemkpali	Jets	DE
2000	7-6-212	Tim Rattay	49ers	QB
1954	19-5-222	Jim Lum	Bears	T
2007	7-44-254	Johnathan Holland	Raiders	WR
1977	10-6-257	Billy Ryckman	Falcons	WR
1967	10-22-259	Tom Croft	Bills	DB
1968	10-17-263	Joe Peace	Oilers	LB
1984	10-21-273	James Thaxton	Lions	DB
1982	10-22-273	Andre Young	Chargers	DB
1991	11-26-304	Bobby Slaughter	49ers	WR
1992	12-2-310	Eric Shaw	Bengals	LB
1975	13-4-316	Charles McDaniel	Bears	RB
1990	12-25-329	Matt Stover	Giants	K
1970	14-25-363	Tom Spinks	Vikings	WR
1969	15-4-368	Ken Liberto	Steelers	WR
1975	17-4-420	Roland Harper	Bears	RB
1994	Expansion	Barron Rollins	Saints	OT



Ryan Allen	New England Patriots	2013-18
Charlie Anderson	Chicago Cardinals	1956
Larry Anderson	Pittsburgh Steelers	1978-81
	Baltimore Colts	1982-83
	Indianapolis Colts	1984
Myron Baker	Chicago Bears	1993-95
	Carolina Panthers	1996-97
Mike Barber	Houston Oilers	1976-81
	Los Angeles Rams	1982-85
	Denver Broncos	1985
Adairius Barnes	Detroit Lions	2016-17
Houston Bates	Washington Redskins	2015-16
George Benyola	New York Giants	1987
Chris Boniol	Dallas Cowboys	1994-96
	Philadelphia Eagles	1997-98
	Chicago Bears	1999
Jim Boudreaux	Boston Patriots (AFL)	1966-68
Barry Bowman	Seattle Seahawks	1987
Cloyce Box	Detroit Lions	1949-54
Craig Bradshaw	Houston Oilers	1980
Terry Bradshaw	Pittsburgh Steelers	1970-83
Kentrell Brice	Green Bay Packers	2016-18
Matt Broha	New York Giants	2012-13
Bob Brunet	Washington Redskins	1968-77
Vernon Butler	Carolina Panthers	2016-18
Colby Cameron	Carolina Panthers	2013
Roger Carr	Baltimore Colts	1974-81
	Seattle Seahawks	1982
	San Diego Chargers	1983
Joey Chustz	Jacksonville Jaguars	2000
Jessie Clark	Green Bay Packers	1983-87
	Detroit Lions	1988
	Phoenix Cardinals	1988
	Minnesota Vikings	1989
	Phoenix Cardinals	1989
	Minnesota Vikings	1990
Secdrick Cooper	Atlanta Falcons	2018
Fred Dean	San Diego Chargers	1975-81
	San Francisco 49ers	1981-85
Kenneth Dixon	Baltimore Ravens	2016-18
George Doherty	Brooklyn Tigers	1944
	Boston Yanks	1945
	Buffalo Bison (AAFC)	1946
	New York Yankees (AAFC)	1946
	Buffalo Bills (AAFC)	1947
Vontarrius Dora	Denver Broncos	2016
	Arizona Cardinals	2017-18
Derrick Douglas	Cleveland Browns	1991
Jeff Driskel	San Francisco 49ers	2016
	Cincinnati Bengals	2017-18
Troy Edwards	Pittsburgh Steelers	1999-01
	St. Louis Rams	2002
	Jacksonville Jaguars	2003-04
	Detroit Lions	2005
Justin Ellis	Oakland Raiders	2014-18
IK Enemkpali	New York Jets	2014
	Buffalo Bills	2015-16
Hiram Eugene	Oakland Raiders	2007-10
Doug Evans	Green Bay Packers	1993-97
	Carolina Panthers	1998-01
	Seattle Seahawks	2002-03
	Detroit Lions	2003
Bobby Fowler	New Orleans Saints	1985
Hershel Giddens	Philadelphia Eagles	1938
	Boston Yanks	1944
Bobby Gray	Chicago Bears	2002-04
Garland Gregory	San Francisco 49ers (AAFC)	1946-47
Roland Harper	Chicago Bears	1975-82
Carlos Henderson	Denver Broncos	2017-18
Johnathan Holland	Oakland Raiders	2007-10
Paul Hynes	Dallas Texans	1961
	New York Titans	1961-62
Walter Johnson	Houston Oilers	1987-89
James Jordan	San Francisco 49ers	2002-03
Trey Junkin	Buffalo Bills	1983-84
	Washington Redskins	1984
	Los Angeles Raiders	1985-89
	Seattle Seahawks	1990-95
	Oakland Raiders	1996
	Arizona Cardinals	1996-01
David Lee	Baltimore Colts	1966-78
Caleb Martin	Chicago Cardinals	1947
Luke McCown	Cleveland Browns	2004
	Tampa Bay Bucs	2005-08
	Jacksonville Jaguars	2009-11
	New Orleans Saints	2012-16
Jordan Mills	Chicago Bears	2013-14
	Dallas Cowboys	2015
	Buffalo Bills	2015-18
Ryan Moats	Philadelphia Eagles	2005-07
	Houston Texans	2008-09
Eldonta Osborne	Phoenix Cardinals	1990
Quinton Patton	San Francisco 49ers	2013-16
Curtis Randall	Seattle Seahawks	2004
Tim Rattay	San Francisco 49ers	2000-04
	Tampa Bay Bucaneers	2005-06
	Arizona Cardinals	2007
Willie Roaf	New Orleans Saints	1993-01
	Kansas City Chiefs	2002-05
Johnny Robinson	Oakland Raiders	1981
	Los Angeles Raiders	1982-83
John Rodgers	Pittsburgh Steelers	1982-84
Billy Ryckman	Atlanta Falcons	1977-79
Glen Sanders	Chicago Bears	1990
	Los Angeles Rams	1991
	Denver Broncos	1994
	Indianapolis Colts	1995
Leo Sanford	Chicago Cardinals	1951-57
	Baltimore Colts	1958
Josh Scobee	Jacksonville Jaguars	2004-14
	Pittsburgh Steelers	2015
Boston Scott	New Orleans Saints	2018
Eric Shaw	Cincinnati Bengals	1992-94
John Simon	Tennessee Titans	2002
	Washington Redskins	2003
J.W. Slack	San Diego Chargers	1960
Mickey Slaughter	Denver Broncos (AFL)	1963-66
Artie Smith	San Francisco 49ers	1993-94
	Cincinnati Bengals	1994-96
	Dallas Cowboys	1998
D'Anthony Smith	Jacksonville Jaguars	2010-13
	Detroit Lions	2013
	Seattle Seahawks	2013-15
	Chicago Bears	2015
Quincy Stewart	San Francisco 49ers	2001-02
	New York Jets	2003
Matt Stover	Cleveland Browns	1991-95
	Baltimore Ravens	1996-08
	Indianapolis Colts	2009
Trent Taylor	San Francisco 49ers	2017-18
Pat Tilley	St. Louis Cardinals	1976-86
Paul Turner	Philadelphia Eagles	2016
Josh Victorian	Pittsburgh Steelers	2012-13
	Houston Texans	2013
Myles White	Green Bay Packers	2013-14
	New York Giants	2015-16
Grant Williams	Seattle Seahawks	1996-99
	New England Patriots	2000-01
	St. Louis Rams	2002-04
Tramon Williams	Green Bay Packers	2006-14
	Cleveland Browns	2015-16
	Arizona Cardinals	2017
	Green Bay Packers	2018
John Williamson	Oakland Raiders (AFL)	1964-67
	Boston Patriots (AFL)	1968-69
	Boston Patriots (NFL)	1970
Ray Wilmer	Seattle Seahawks	1984
Jerron Wishom	Green Bay Packers	2005
Xavier Woods	Dallas Cowboys	2017-18
Andre Young	San Diego Chargers	1982-84

BULLDOGS IN THE CFL

Name (Pos)	Team	Year
Lorenza Baker (LB)	Winnipeg Blue Bombers	1992
Gordon Brown (T)	Calgary Stampeders	1955
Weldon Brown (DB)	Edmonton Eskimos	2010-12
	Saskatchewan Roughriders	2013-15
Jim Chambers (QB)	Edmonton Eskimos	1951-53
	B.C. Lions	1954
Zac Champion (QB)	B.C. Lions	2008-09
	Winnipeg Blue Bombers	2010
Shannon Cornelius (DE)	Shreveport Pirates	1994
Matt Dunigan* (QB)	Edmonton Eskimos	1983-87
	B.C. Lions	1988-89
	Toronto Argonauts	1990-91
	Winnipeg Blue Bombers	1992-94
	Birmingham Barracudas	1995
	Hamilton Tiger-Cats	1996
Tom Hinton* (G)	B.C. Lions	1958-66
Ray Holley (RB)	Hamilton Tiger-Cats	2015
Ed Jackson (LB)	Toronto Argonauts	1982
Zack Jones (DB)	Saskatchewan Roughriders	1980-81
	Toronto Argonauts	1981
Doug Landry (LB)	Hamilton Tiger-Cats	1987
	Toronto Argonauts	1987-88
	Calgary Stampeders	1989
	B.C. Lions	1990
Fred Lewis (DB)	Edmonton Eskimos	2001
William Mayes (DL)	Edmonton Eskimos	1999
Jason Olford (DB)	B.C. Lions	2003
Eldonta Osborne (LB)	Shreveport Pirates	1994-95

Name (Pos)	Team	Year
Ron Paggett (DE)	Calgary Stampeders	1980-81
Daniel Porter (RB)	Edmonton Eskimos	2010-11
	Hamilton Tiger-Cats	2011
Michael Richardson (RB)	Winnipeg Blue Bombers	1992-93
	Ottawa Redblacks	1994-96
Joe Smith (RB)	B.C. Lions	2006-07
	Winnipeg Blue Bombers	2008
Don Stiller (LB)	Edmonton Eskimos	1958-59
John Henry White	B.C. Lions	1978-87
Myles White	Toronto Argonauts	2018

*Canadian Football League Hall of Fame Member

BULLDOGS IN THE SENIOR BOWL

Name	Pos.	Year
Ryan Allen	P	2013
Mike Barber	TE	1976
Josh Bradley	TE	1998
Terry Bradshaw	QB	1970
Larry Brewer	TE	1970
Vernon Butler	DL	2016
Secdrick Cooper	S	2018
Lennon Creer	RB	2012
Fred Dean	LB	1975
Kenneth Dixon	RB	2016
Jeff Driskel	QB	2016
Troy Edwards	WR	1999
Justin Ellis	DL	2014
IK Enemkpali	DL	2014
Doug Landry	LB	1986

Name	Pos.	Year
Chad Mackey	WR	1997
Jason Martin	QB	1997
Jordan Mills	OL	2013
Quinton Patton	WR	2013
Tim Rattay	QB	2000
Bobby Slaughter	WR	1991
D'Anthony Smith	DL	2010
Trent Taylor	WR	2017

FOOTBALL PARTICIPANTS

A

Aab, Kiso (OL)	Fagaitua, Samoa	1998-99-00-01
Abney, David (DG)	Shreveport, La.	1973
Abraham, Bryson (CB)	Jennings, La.	2012-13-14-15
Abrams, Dez (DB)	West Monroe, La.	2003-04-05-06
Accardo, David (OL)	Houston, Texas	2005-06-07-08
Adams, Doyle (DB)	Benton, La.	1982-83-84-85
Adams, Jerry (FB)	Ruston, La.	1956
Adams, John (TE)	Jennings, La.	1968-69-70
Adcox, Billy Joe (G)	El Dorado, Ark.	1951-52-53
Addison, Corey (FB)	Kentwood, La.	1999-00
Adeola, Charles (DE)	**Slidell, La.**	**2016-17**
Adkins, Clay (DE)	Sarepta, La.	1985
Aillet, Bobby (QB)	Ruston, La.	1945-48-49
Ainsworth, Ronald (OL)	Ruston, La.	1993-94-95-96
Albert, Cornelius (DE)	Camden, Ark.	1990-92-93
Albright, Robbie (RB)	Tyler, Texas	1968-69
Albritton, D.E. (FB)	Farmerville, La.	1942
Alexander, Dwight (OL)	Carencro, La.	2006
Alexander, Jerry (HB)	Rodessa, La.	1948-49-50
Alexander, Johnny Ray (DT)	Vivian, La.	1971
Alexander, Norris 'Bud' (K)	Ruston, La.	1958-59-60-61
Alexander, Ronnie (LB)	Shreveport, La.	1967-68-69-70
Alexander, Terence (LB)	Breaux Bridge, La.	2003-04-05-06
Alfele, Pete (DB)	West Palm Beach, Fla.	1991-92
Ali, Feheem (WR)	Miami, Fla.	1999-00
Allen, Danny (DE)	Morgan City, La.	1983
Allen, Donald (QB)	New Orleans, La.	2004-05
Allen, Jim (C)	Camden, Ark.	1941-42
Allen, Ryan (P)	Salem, Ore.	2010-11-12
Allen, Steve (OT)	Port Arthur, Texas	1973
Allen, Tommy (C)	Ruston, La.	1953
Allen, Ulysses (DB)	New Iberia, La.	1999-00
Alofipo, Selu (LB)	Salt Lake City, Utah	1997-98
Altic, Daryl (P)	Pamona, Kan.	1991-92
Amos, William (CB)	Petal, Miss.	1994-95-96
Anderson, Aaron (T)	Quitman, La.	1944-45-46-47
Anderson, A.G. (C)	Plain Dealing, La.	1945-46-47-48
Anderson, Alex (DB)	New Orleans, La.	2008
Anderson, Bobby (QB)	San Augustine, Texas	1955-56
Anderson, Charles (E)	Plain Dealing, La.	1952-53-54-55
Anderson, Darchi (DE)	Shreveport, La.	2015
Anderson, E.F.	Chicago, Ill.	1946
Anderson, Jerome (OT)	Tioga, La.	1987-88-89-90
Anderson, Joe (WR)	Texarkana, Texas	2007
Anderson, Larry (DB)	Monroe, La.	1974-75-76-77
Anderson, Sidney (E)	Plain Dealing, Ark.	1956-57
Andrews, Milford (QB)	Delhi, La.	1952-53-54-55
Anglin, Eddie (DE)	Haynesville, La.	1973-74-75
Antoine, Ryan (DB)	New Iberia, La.	2000
Antwine, Tim (RB)	Shreveport, La.	1988
Apple, Alan (OL)	Carthage, Texas	1988-89-90-91
Arledge, Jerry (G)	Oil City, La.	1961-62-63
Arledge, Will (DB)	Natchitoches, La.	1984-85-86
Armstrong, Jason (TB)	Zachary, La.	1994-95-97-98
Armstrong, L.P. (FB)	Okemah, Okla.	1945
Arterberry, Roderic (FB/LB)	Tyler, Texas	1980-81-82-83
Ashley, Bobby (HB)	Minden, La.	1961-62-63
Aston, Larry (OG)	Monroe, La.	1978-79
Atkins, James (DL)	Hattiesburg, Miss.	2003-04
Atkins, Neal (LB)	Sicily Island, La.	1983-84-85-86
Aucoin, Lindsey 'Red' (RB)	Eunice, La.	1944-47-48
Augusta, Thomas (WR)	Edgard, La.	2005-06
Austion, Ronnie (TB)	Detroit, Mich.	1997
Avance, Brandon (DL)	Mesquite, La.	1999-00-01-02
Averitt, Darren (OL)	Kingwood, Texas	1984-85-86
Ayesu, Nkrumah (DE)	Queens, N.Y.	1994

B

Babineaux, Shannon (OL)	Breaux Bridge, La.	1998-99-00
Badon, Houston (HB)	Thibodaux, La.	1954-55
Bagley, Rodney (DL)	Carthage, Texas	1972-73-74
Bagot, Kevon (OL)	Houston, Texas	2005-06
Bailey, Cleveland (DE)	Vidalia, La.	1984
Bailey, Lee (NG)	Vidalia, La.	1977-78-79-80
Baker, Antonio (DB)	Amite, La.	2006-07-08-09
Baker, Lorenza (LB)	Haughton, La.	1988-89-90-91
Baker, Myron (LB)	Haughton, La.	1989-90-91-92
Baker, Willie (DE)	**New Roads, La.**	**2017**
Baldwin, Jordan (DB)	**Amite, La.**	**2017**
Ballance, Johnny (FB/HB)	Arcadia, La.	1940-41
Banks, D.J. (WR)	West Monroe, La.	2012-13
Banks, Larry (OL)	Fayette, Miss.	2012-13
Bankston, Lynn (DB)	Winnfield, La.	1979-80-81
Barbay, Larry (G/T)	Baton Rouge, La.	1952-53-55
Barber, Mike (TE)	White Oak, Texas	1972-73-74-75
Barker, Howard (HB)	-	1940
Barkley, Eric (QB)	Shreveport, La.	1978
Barnes, Adairius (CB)	Port Gibson, Miss.	2012-13-14-15
Barnes, Claude (TE)	Donaldsonville, La.	1983-84
Barnes, Jonathan (K)	Baton Rouge, La.	2014-15-16-17
Barnett, Ezekiel (DB)	**Benton, La.**	**2017**
Barney, Melvin (G)	Shreveport, La.	1948-49-50
Barnett, Fitzgerald	Bartlesville, Okla.	1944
Barnett, James (FB)	-	1940
Barr, J.	-	1947
Barrett, Jack (HB)	-	1945
Barrios, Richard (FL)	Covington, La.	1979
Barron, Jared (DL)	Shreveport, La.	2008
Bass, Adam (OL)	Bossier City, La.	2001-02
Bass, David (G)	Shreveport, La.	1962-63-64
Bassett, Glen (OT)	Farmerville, La.	1980
Bates, Houston (DE)	Covington, La.	2014
Bates, Kenneth (E)	Monroe, La.	1951-52-53-54
Bates, Mondale (LB)	Jackson, Miss.	2000
Bates, Russell (C)	Monroe, La.	1970-71-72-73
Battle, Key (LB)	Paris, Texas	1990-91-92
Baugh, Jack (T)	Monroe, La.	1951-52-53-54
Beasley, Calvin (OT)	Shreveport, La.	1976-77-78
Beasley, Gerald (G)	Jonesboro, La.	1941-42
Beasley, Jim (FB)	Denham Springs, La.	1972
Beasley, Leo (G)	Jonesboro, La.	1946-47
Beasley, Scott (LB)	Shreveport, La.	1993
Beauregard, Beau (DL)	Eunice, La.	1986-87-88
Beck, Philip (WR)	Crosby, Texas	2007-08
Bell, Mitchell (OT)	Houston, Texas	2013-14
Benjamin, Louis C. III (LB)	Lafayette, La.	1987
Bennett, Jack (G)	Jonesboro, La.	1951-52-54
Bennett, Taylor (QB)	St. Louis, Mo.	2008
Benoit, James	-	1955
Benoit, Shane (RB)	Welsh, La.	1989-90-91-92
Benyola, George (K)	Allen, Texas	1984-85
Berlin, Corey (WR)	West Monroe, La.	1999-00-01-02
Berlin, Ricky (DL)	Shreveport, La.	1971
Berman, Sean (QB)	Santa Monica, Calif.	2013
Bernal, Ross (K)	-	1958
Bernard, Bob (QB)	Lafayette, La.	1972
Bernard, John L. (QB)	Lafayette, La.	1966
Berry, Burton (T)	Waterproof, La.	1946
Berry, Charles (OT)	Shreveport, La.	1973
Berry, Fred (T)	Waterproof, La.	1946
Berry, Nathan (PK)	-	1998
Berteau, Glen (HB)	Baton Rouge, La.	1970-71-72-73
Beverage, Chad (LB/S)	Bossier City, La.	2005-06
Bibb, Johnny (QB)	Sweetwater, Texas	1944
Bickham, Francis (G)	Shreveport, La.	1945
Bishop, Frank (G)	Clay, La.	1940-41-42
Bishop, John (OT)	Pelahatche, Miss.	1987-88
Black, David (P)	Natchitoches, La.	2005
Black, Jason (WR)	Shreveport, La.	2005
Blackshire, James (DE)	Shreveport, La.	1984-85-86-87
Blackshire, Jimmy (LB)	Bossier City, La.	1976-77-78
Blake, John Charles (C)	Jonesboro, La.	1963-64
Bland, Paul (FL)	St. Louis, Mo.	1991-92
Blankenship, Elliot (DB)	Jonesboro, La.	2015-16-17
Block, Chris (OL)	Arlington, Texas	1991-93-94
Blout, Denzil (NG)	Shreveport, La.	1979
Boggs, Richard (OL)	Cleveland, Miss.	1983-84
Boles, Tony (LB)	Sulphur Springs, Texas	1981-82
Bolton, Carlos (LB)	Terrell, Texas	1990-91-92-93
Bond, Billy 'Buzz' (QB)	Haynesville, La.	1951-52-56-57
Bonin, Paul (G)	Vinton, La.	1940
Boniol, Chris (K)	Alexandria, La.	1990-91-92-93
Bonnette, Ken (OT)	West Monroe, La.	1974-75-76-77
Bonnette, Rhashid (WR)	**Loreauville, La.**	**2016-17**
Bontemps, Arna (DL)	Hampton, Va.	1994-95
Boone, Michael (LB)	Denham Springs, La.	1998-99-00
Boozer, Brad (P)	Waco, Texas	1990-91
Boudreaux, James (OT)	Plaquemine, La.	1963-64-65
Boulware, Douglas (OG)	Shreveport, La.	1977
Bourgeois, Charles (E)	Sulphur, La.	1960-61-62-63
Bourgeois, Elmo (E)	Sulphur, La.	1951-52-54
Bourgeois, Wayne (FB)	Sulphur, La.	1955-56-57
Bowers, Hugh (FB)	Port Lavaca, Texas	1944
Bowman, Barry (P)	Longview, Texas	1983-84-85-86
Bowman, Charles (WR)	Houston, Texas	1997-98
Boyd, Andy (LB)	Garland, Texas	1991-92
Boyd, Chad (S)	Westwego, La.	2009-10-11-12
Boyd, John (DB)	Kansas City, Mo.	1991-92
Box, Cloyce (E)	Jonesboro, Texas	1944
Bradberry, Foster (LB)	Aldine, Texas	1998-99-00
Bradford, Brian (LB)	Vidalia, La.	1997-98-99-00
Bradford, Jordan (DT)	**Bay St. Louis, Miss.**	**2015-16-17**
Bradley, Josh (TE)	Oak Grove, La.	1995-96-97
Bradshaw, Craig (QB)	Shreveport, La.	1977
Bradshaw, Terry (QB)	Shreveport, La.	1966-67-68-69
Brady, Warren (NG)	Zachary, La.	1988-89-90-91
Brannon, Trae (LB)	Plano, Texas	1989-90-91
Brantley, Tom (G)	Haynesville, La.	1948-49-50
Brazil, Corey (CB)	West Monroe, La.	2001-02-03-04
Breaux, Tywoin (OL)	Houston, Texas	2000-02
Bres, Jimmy Ray (RB)	Vicksburg, Miss.	1947-48
Breske, Todd (SE)	Watertown, S.D.	1984
Brewer, Brett (P)	Ruston, La.	1981-82
Brewer, David (QB)	Shreveport, La.	1983-84
Brewer, Johnny (LB)	Shreveport, La.	1983
Brewer, Larry (TE)	Minden, La.	1966-67-68-69
Brewer, Wesley (OL)	New Augusta, Miss.	1993-94
Brice, Kentrell (S)	Ruston, La.	2012-13-14-15
Brittain, Jack (HB)	West Monroe, La.	1945-46-47-48
Broadus, C.J. (DB)	Texarkana, Texas	2009
Broha, Matt (DE)	Baton Rouge, La.	2008-09-10-11
Brookings, David (DB)	Shreveport, La.	1969-70-71
Brooks, DeAngelo (DT)	Shreveport, La.	2013-14
Brooks, Everett (HB)	Baton Rouge, La.	1961
Broudy, Carey (DB)	Winnfield, La.	1990-91-92
Brown, Aaron (DT)	Carrollton, Texas	2014-15-16
Brown, Colby (CB)	College Park, Ga.	2013-14
Brown, Darrell (T)	Abilene, Texas	2013-14-15
Brown, Don (T)	Shreveport, La.	1952
Brown, Eddie	-	1989-90
Brown, Freddie (FL)	Winnsboro, La.	1979-80-81-82
Brown, Gordon (E)	Ruston, La.	1951-52-53-54
Brown, Jerome (LB)	Monroe, La.	1985-86
Brown, Jimmy (QB)	Tallulah, La.	1951-52-53
Brown, Keith (DB)	Shreveport, La.	2008
Brown, Kenneth (HB)	Hodge, La.	1953
Brown, Kevin (CB)	Oak Grove, La.	2001-02-03
Brown, Lee (CB)	Lake Charles, La.	2006
Brown, Lester (OL)	Apple Valley, Calif.	2003-04
Brown, Max (T)	Camden, Ark.	1941-42
Brown, Ronnie (DE)	Minden, La.	1965-66-67-68
Brown, Selby (OL)	Tempe, Ariz.	1999-00
Brown, Stephen (TE)	Kansas City, Kan.	2002
Brown, Tramaine (DB)	Shreveport, La.	1998-99
Brown, Travon (DL)	Whitehouse, Texas	2001-02-03-04
Brown, Vincent (RB)	Benton, La.	2001-02
Brown, Weldon (DB)	Bossier City, La.	2005-06-07-08
Bruce, Rodney (CB)	River House, Calif.	1993-94
Brunet, Robert (RB)	Larose-Cutoff, La.	1964-65-66-67
Brunson, Joseph (C/G)	Ruston, La.	2014-15-16
Bryan, David	-	1988
Bryant, Alton (WR)	Shreveport, La.	2002-03-04-05
Buchanan, Mark (QB)	Bryant, Ark.	1977-78-79-80
Bujol, Carroll (HB)	Jennings, La.	1949
Bull, Brad (C)	Mansfield, La.	1993-94
Bundrick, Billy (E)	Shreveport, La.	1957-58-59
Burch, Taylor (QB)	Monroe, La.	2011-12-13-14
Burgeis, Robert (OG)	Jackson, Miss.	1974-75
Burke, Buddy (E)	Springhill, La.	1968
Burke, Dennis (WR)	Monroe, La.	2003
Burks, Chad (QB)	Denham Springs, La.	1995-96
Burnham, Bob (HB)	McCook, Neb.	1944
Burnley, Bob (E)	Delhi, La.	1955-56
Burns, Jeff (FB)	El Dorado, Ark.	1984-85
Burrell, Robert (CB)	DeQuincy, La.	2002-03-04-05
Butler, Matt (S)	Friendswood, Texas	2004-05
Butler, Vernon (DT)	Summit, Miss.	2012-13-14-15
Byrd, Jerry (OT)	Shreveport, La.	1993-94-95
Byrnside, George (T)	Lafayette, La.	1949-50

C

Cage, Jemelle (DL)	New Orleans, La.	2001-02-03-04
Cain, Jason (P)	Chunky, Miss.	1994-95

Calais, Tarence (DB)	Patterson, La.	2007-08-09
Calhoun, Elton (LB)	Yazoo City, Miss.	1966-67
Callahan, Scott (DL)	Vicksburg, Miss.	1999-00
Callais, Andrew (DB)	Galliano, La.	1967-68-69-70
Calvery, Craig (OT)	Irving, Texas	1990
Cameron, Colby (QB)	Newbury Park, Calif.	2009-10-11-12
Campbell, C.T. 'Speedy' (DE/PK)	Sulphur, La.	1963-64-65-66
Campbell, Jim (C)	Minden, La.	1957-58-59-60
Campbell, Joey (NG)	Sulphur, La.	1969-70-71
Cangelosi, Sean (WR)	Baton Rouge, La.	1997-98-99-00
Cannaday, Paul (TE)	Sunnyvale, Texas	1986-87-88
Cano, Vince (OL)	Kilgore, Texas	2011-12-13
Canty, Deldrick (DE)	Baton Rouge, La.	2014-15-16-17
Capps, Aaron (TE)	Mesquite, Texas	2001-02-03-04
Carpenter, F.M.	-	1945
Carpenter, Shane (OT)	**Walker, La.**	**2015-16-17**
Carr, John (WR)	Ruston, La.	1993-94-95
Carr, Roger (FL)	Cotton Valley, La.	1970-71-72-73
Carrigan, Claude (T)	Shreveport, La.	1962-63-64-65
Carrigan, Jesse (OG)	Shreveport, La.	1966-67-68
Carrigan, Shane (LB)	Tampa, Fla.	1993-94-95
Carroll, Bryan (WR)	Baltimore, Md.	2005-06
Carroll, Milton (CB)	Little Rock, Ark.	1987-89-90
Carson, Ronnie (OT)	Natchitoches, La.	1961
Carter, Lewis (CB)	Monroe, La.	2003
Carter, Rob (DB)	Monroe, La.	1970-71-72
Carter, Terry (CB)	West Monroe, La.	2008-09-10-11
Carter, Tre (OG)	Buena Vista, Ga.	2013-14
Carter, Wilford (CB)	Lake Charles, La.	1992-93-94-95
Casey, Clarence (OL)	Marrero, La.	2001-02-03
Casey, Richie (WR)	Homer, La.	2010-11-12-13
Cassimere, Mark (DL)	Opelousas, La.	2006
Cassity, Henry 'Corky' (G)	Shreveport, La.	1964-65-66
Cathcart, Scott (WR)	Santa Maria, Calif.	2013
Cato, Gavin (S)	Oak Grove, La.	2001-02-03
Causey, John (DB)	Monroe, La.	1971-72-73
Causey, Maxie (QB)	West Monroe, La.	2000-01-02-03
Causey, Mike (WR)	Monroe, La.	1983-84-85
Causey, Tom (E)	Monroe, La.	1958-59-60
Causey, Walter (DE)	Monroe, La.	1966-67-68
Cavitt, Kris (DL)	Mansfield, Texas	2008-10-11
Cefalu, Tony (E)	Shreveport, La.	1948-49-50
Cerise, Victor (G)	New Orleans	1941
Chalaire, Ken (T)	Shreveport, La.	1966-67
Chambers, Marlon (TE)	Spartanburg, S.C.	1997
Chambers, Seneca (WR)	Port St. Joe, Fla.	2004-05
Champion, Zac (QB)	Birmingham, Ala.	2004-05-06-07
Childress, Grant (WR)	Tyler, Texas	2015
Choate, Britt (C)	Shreveport, La.	1979-80
Christensen, Wade (TE)	Richfield, Utah	1991-92
Chustz, Joey (OL)	Denham Springs, La.	1996-97-98-99
Clark, Brody (LB)	Tyler, Texas	1992-93-94-95
Clark, Dalton	Andalusia, Ala.	1941-42-43
Clark, Dave (CB)	Baton Rouge, La.	2011-12
Clark, Jessie (FB)	Crossett, Ark.	1978-79
Clark, Micah (DL)	Tampa, Fla.	1997-98-99-00
Clark, Paul (C)	Shreveport, La.	1963-64-65-66
Clark, Russell (DB)	LaPalma, Calif.	1992-93
Clavier, Milton (HB)	New Orleans, La.	1941-42
Cleveland, C.J. (S/LB)	Shreveport, La.	2013-14-15
Clough, Richard (E)	Omaha, Neb.	1944
Coates, Scott (SE)	Sulphur, La.	1978-79
Cobb, Daniel (LB)	Killeen, Texas	2013
Cobb, Lewis (LB)	Tallulah, La.	1970-71-72-73
Coburn, Damon (OL)	Huntsville, Texas	1984-85-86
Cole, Adrien (LB)	Mobile, Ala.	2008-09-10-11
Cole, Jaiden (S)	**Monroe, La.**	**2017**
Coleman, Curtis (WR)	Atlanta, Texas	1987
Coleman, Jim (QB)	Jena, La.	1953-54-55
Coleman, Vincent (WR)	Homer, La.	1987-88
Collie, Wyman Lee (RB/QB)	Ruston, La.	1950-51
Collins, Pat (G)	Shreveport, La.	1960-61-62
Collins, Roy (E)	Haynesville, La.	1947-48-49
Collins, Sammie (DE)	Anguilla, Miss.	2005-06
Collins, Sandy Ray (DB)	Foxworth, Miss.	2005-06
Collins, Scott (OT)	Carrolltown, Texas	1987-88-89-90
Colson, Joey (DT)	-	1976-78
Colvin, Charles (HB)	Ruston, La.	1972
Compton, Myke (RB)	Atlanta, Ga.	2007-08-09
Conant, Michael (CB)	Natchitoches, La.	1979
Conger, Matthew (OL)	Prairieville, La.	2011-13
Considine, Ryan (OL)	Arlington, Texas	2004-05-06-07
Conway, Lucian (OL)	Baytown, Texas	1941-42
Conway Jr., Lucian (LB/NG)	Pineville, La.	1967-68-69
Cook, Fred (T)	Jonesboro, La.	1960
Cook, Ronald (QB)	West Monroe, La.	1988-89-90
Cook, Rusty (DT)	Hughes Springs, La.	1988-89-90-91
Cooley, Ken (OG)	Texarkana, Texas	1974-75
Cooper, Billy (T)	Oil City, La.	1952
Cooper, Gomeya (LB)	Waco, Texas	1996-97
Cooper, Jason (RB)	Texarkana, Texas	1991-92-93-94
Cooper, Secdrick (S)	Marrero, La.	2014-15-16-17
Cope, Buddy (HB)	Haynesville, La.	1945
Corbello, Kevin (DB)	Lake Charles, La.	1981-82
Cordell, Frank (E)	Bartlesville, Okla.	1944-45
Cordell, Tom (E)	Bartlesville, Okla.	1945
Core, Dan (C)	Covington, La.	1972-73-74-75
Corkern, Corky (HB)	Bossier City, La.	1962-63-64
Cornelius, Shannon (DE)	Minden, La.	1991-92
Cosby, Julius (WR)	Vicksburg, Miss.	2002-03-04
Courtney, Rickey (RB)	Shreveport, La.	2011
Coury, Thomas (OL)	Tarentum, Pa.	2000-01
Cousar, Zach (TE)	**Oxford, Miss.**	**2017**
Cowley, Marshall (LB)	Pineville, La.	1979
Cox, Billy (K)	Ruston, La.	1981-83
Cox, Bo (DB)	Renova, Miss.	2004
Cox, Tavoris (DB)	Cleveland, Miss.	2005
Craft, Jarred (RB)	Haughton, La.	2014-15-16-17
Crawford, Kavin (DT)	Tulsa, Okla.	1990-91-92-93
Crawford, Stephan (OL)	Baton Rouge, La.	2015
Creer, Lennon (RB)	Tatum, Texas	2010-11
Crockett, James (CB)	New Orleans, La.	1994-95-96
Croft, Tom (DB)	Parkersburg, W.Va.	1965-66
Crofton, Randy (DT)	Madison, Ohio	1981-82
Crosby, Anthony (LB)	Katy, Texas	2004-05-06-07
Crouch, Randy (OT)	Sulphur, La.	1971-72-73-74
Crow, Antonio (LB)	Cotton Valley, La.	2000-01-02-03
Crowe, B.	-	1945
Crowe, Javontay (S)	Ruston, La.	2009-10-11-12
Crowe, Wendell (DL)	Dallas, Texas	2002-03-04-05
Crudup, Chris (OT)	Hot Springs, Ark.	1994-95-96-97
Cruikshank, Bobby (HB)	Curwensville, Pa.	1944
Crutchfield, Orville (T)	Malvern, Ark.	1942
Crump, Fred (HB)	Haynesville, La.	1946
Cuccia, Andrew	New Orleans, La.	1941-42
Cummings-John, Yemi (CB)	Mesa, Ariz.	1996-97
Curry, D.J. (WR)	Springhill, La.	2000-01-02-03
Curtis, Danny (DE)	Springhill, La.	1972-73-75
Cutchins, David (DE)	Springhill, La.	1968
Cuthbert, Josh (DS)	Belle Glades, Fla.	2010-11-12-13

D

Dager, Roberto (K)	Calle, Colombia	1980-81-82-83
Daigle, Joe (E)	Jennings, La.	1961
Daigre, Delwyn (WR)	Baton Rouge, La.	1998-99-00-01
Dalatri, Brian (OL)	Bricktown, N.J.	1981-82
Dalatri, Richard (OL)	Bricktown, N.J.	1981
Dalrymple, V.R. 'Bobby' (E)	Haynesville, La.	1944-45-46-47
Dancy, Jaqwis (RB)	**Junction City, Ark.**	**2015-17**
Daniel, Butch (DB)	Cotton Valley, La.	1965-66-67
Daniel, Titus (DE)	Shreveport, La.	1993-94-95-96
Danielsen, Jens (OT)	Wichita, Kan.	2013-14-15
Darby, Nathan (LB)	Harnando, Miss.	1997-98-99
Darby, Nicholas	-	1999
Darby, Nolan (LB)	Monroe, La.	2006-07-08
Davenport, La'Dante (DT)	**Shreveport, La.**	**2017**
Davenport, Max Ray (DB)	Shreveport, La.	1976-78
Davis, Alec (OL)	Mission Viejo, Calif.	2013
Davis, Clint (S)	Monroe, La.	1997
Davis, Jason (RB)	Bossier City, La.	1989-90-91-92
Davis, Jerry (LB)	Bossier City, La.	1975
Davis, Kerry (WR)	Grand Prairie, Texas	1998-99-00
Davis, Nate (NG)	Bastrop, La.	1987-88-89-90
Davis, Quincy (CB)	Starkville, Miss.	1999-00-01
Davis, Ralph (RB)	Shubuta, Miss.	2002-03
Davis, Romedro (LB)	Shreveport, La.	2001-02
Davis, Ross	-	1998-99
Davis, Tramissian (WR)	West Monroe, La.	2002-03-04
Davis, Walt (FB)	Ruston, La.	1973
Davis, Wayne (E)	Shreveport, La.	1962-63-64-65
Davison, Jim (FB)	Ruston, La.	1985-87
Day, Wes (DL)	Shreveport, La.	2006-07
Dean, Don	-	1974
Dean, Fred (DT)	Ruston, La.	1971-72-73-74
Dean, M'Walimu	-	1999
Deas, Phillip (QB)	Shreveport, La.	1999
DeClouette, Jaydrick (WR)	Patterson, La.	2013
DeHondt, Danny (WR)	Shreveport, La.	1984-85
DeJean, Haywood (CB)	Lake Charles, La.	1981
Delaney, Wendell (DE)	New Orleans, La.	1984-85
Dellocono, Mike (WR)	Baton Rouge, La.	1982-83
Delony, Henry 'Red' (T)	Ruston, La.	1953-56-57-58
Delozier, Brent (DB)	Garland, Texas	1991-92
Derveloy, Gene (G)	Jennings, La.	1949-50
DeVall, Bobby (LB)	Lake Charles, La.	1968-69-70-71
Devita, Pete (FB)	Atlanta, Ga.	1944
Dick, Gayle (HB)	Cotton Valley, La.	1952-53-54-55
Dickens, Harold (G)	Delhi, La.	1940
Dickerson, Ben (WR)	Sterling, Va.	2012
Dickerson, Orlando	-	1999
Didier, Pearce (HB)	Baton Rouge, La.	1942-45
Dillard, Mark (S)	Baton Rouge, La.	2004-05-06-07
Dixon, Kenneth (RB)	Strong, Ark.	2012-13-14-15
Doherty, George (T)	Canton, Miss.	1941-42
Dora, Vontarrius (DE)	West Point, Miss.	2012-13-14-15
Dornier, Jean P. (FS)	Gramercy, La.	1977-78-79
Douglas, Anthony (DE)	Minden, La.	1982
Douglas, Derrick (RB)	Shreveport, La.	1986-87-88-89
Dowies, Carrell (HB)	Homer, La.	1945-46-47-48
Downs, Ross (OL)	Gretna, La.	1987-88
Doyle, Paddy (WR)	Port Arthur, Texas	1984-85-86-87
Dozier, Jeff (P)	-	1978
Driskel, Jeff (QB)	Oviedo, Fla.	2015
Drum, Harlen (E)	Las Cruces, N.M.	1944
Ducharme, Chad	-	1983
Dudley, Jay (LB)	Shreveport, La.	2008-09-10-11
Dugas, O'Shea (G)	**Lafayette, La.**	**2015-16-17**
Dunbar, Tommy (DE)	Pineville, La.	1966-68
Dunigan, Dolan (DE)	Winnipeg, Manitoba	2015
Dunigan, Matt (QB)	Dallas, Texas	1979-80-81-82
Dunn, Norman (LB)	Little Rock, Ark.	1989-90-91-92
Dunn, Roland (CB)	Shreveport, La.	2014-15-16-17
Dunn, Tucson (G)	Winnsboro, La.	1960-61
Duplessis, Tyrone (RB)	New Orleans, La.	2009-10-11
Dupree, Jay (T)	Delhi, La.	1954
Durbin, Justin (TE)	Winnfield, La.	1999-00-01
Durman, Brandon (LB)	**Tyler, Texas**	**2015-16-17**
Duron, Denny (QB)	Shreveport, La.	1970-71-72-73
Durrett, Arthur (NG)	Arcadia, La.	1966-67
Dyer, Davan (P)	**Gilston, Australia**	**2017**
Dyer, Gerald (FS)	Monroe, La.	2004-05-06

E

Eddings, Gerald (OG)	Minden, La.	1972-73-74-75
Eddington, Dewayne (DT)	Gladewater, Texas	1982
Edinburgh, Derek (T)	New Orleans, La.	2015
Edwards, Chuck (NG)	Jonesville, La.	1977-78-79-80
Edwards, Mark (DT)	Lancaster, S.C.	1981-82
Edwards, Troy (WR)	Shreveport, La.	1996-97-98
Elliott, Westin (QB)	**Shallowater, Texas**	**2017**
Ellis, Justin (DL)	Monroe, La.	2010-11-12-13
Ellis, Melvin (DB)	Port Gibson, Miss.	2006
Ellsworth, Clint (DL)	Gilbert, Ariz.	2000-01
Emerson, G.B. (G)	Oklahoma City, Okla.	1944-45
Endsley, Mike (OL)	Shreveport, La.	1986-87
Enemkpali, IK (DL)	Pflugerville, Texas	2010-11-12-13
Enis, Richard (G)	Bossier City, La.	1961-62-63
Erwin, Buster (LB)	Tallulah, La.	1966
Estes, Leon (C)	Basile, La.	1960
Eugene, Hiram (CB)	Jeanerette, La.	2004
Evans, DeMarcion (CB)	Bossier City, La.	2009-10-11
Evans, Doug (DB)	Haynesville, La.	1989-90-91-92
Evans, Earl (DB)	Destrahan, La.	1980-81-82-83

F

Falls, Roosevelt (FB)	Atlanta, Texas	2007-09
Farless, Andy (HB)	Vivian, La.	1959-60-61
Farlow, Brady (K/P)	**Hattiesburg, Miss.**	**2017**
Farris, Russell (LB)	Ventress, La.	2014-15-16-17
Farrow, Derrick (DB)	Indianola, Miss.	2003-04
Farrow, Napoleon (DB)	Indianola, Miss.	1984-85-86-87
Faust, Dominique (LB)	Athens, Ga.	2007-08
Fearneyhough, Tommy (G)	Louisville, Ky.	1941
Feith, Joe	Little Rock, Ark.	1946
Fenner, Bob (QB)	Lake Charles, La.	1952
Ferguson, Aaron (QB)	Enid, Okla.	1992-93

Ferguson, Jaylon (DE)	**St. Francisville, La.**	**2015-16-17**
Ferrington, George (QB)	Winnsboro, La.	1950-52
Fields, Ronnie (DB)	Haynesville, La.	2013
Figaro, Francis (WR)	Lafayette, La.	1994-95-96
Fischer, John (T)	New Orleans, La.	1949-50-52-53
Fischer, Kyle (K)	Frisco, Texas	2013-14-16
Fisher, Steve (DB)	Fairborn, Ohio	1981-82-83
Fitte, Beau (LB)	Port Sulphur, La.	2012-13-14-15
Fitte, Lyle (WR/RB)	Port Sulphur, La.	2009-10-11-13
Fitzhenry, Derek (TE)	DeKalb, Texas	1988-89
Fleet, Billy (OL)	Diana, Texas	1977
Fleming, Eugene (FB)	Ferriday, La.	1941-42
Fleming, Hays (C)	Ferriday, La.	1941-42
Florence, Lionel (DE)	Marrero, La.	1997
Flowers, William (DE)	Vicksburg, Miss.	1994
Fontenot, Phillip (LB)	Lake Charles, La.	2003-04
Foppe, Rod (FL)	Shreveport, La.	1974-75-76-77
Ford, Marlon (DB)	Memphis, Tenn.	1996-97-98
Ford, Walter (HB)	Lafayette, Ind.	1940-41
Foster, Doyan (G)	El Dorado, La.	1957-58
Fountain, Ken (T)	Shreveport, La.	1955-56
Fourman, Talmadge	-	1942
Fowler, Bobby (TE)	Angletown, Texas	1982-83
Fowler, Monroe (G)	Delhi, La.	1957-59
Fowles, Demetrius (DE)	Miami, Fla.	1993
Francis, Brian (WR)	Port Arthur, Texas	1990-91-92-93
Franklin, Erick (WR)	Lake Charles, La.	2001-02-03-04
Franklin, Freddie (RB)	New Orleans, La.	2004-05-06
Frasier, Jerry (FB)	Minden, La.	1955-56-57-58
Fredericks, Adrian (LB)	Baton Rouge, La.	1995-96-97-98
Fredieu, Michael (DE)	New Roads, La.	1999
French, Rocky (WR)	Haughton, La.	1973-74
Friday, Elmer (T)	Punta Gorda, Fla.	1944
Frost, Lewis (DT)	Bossier City, La.	1970-71-72-73
Fulford, Don (FB)	Ferriday, La.	1971-72
Fulton, J.T. (HB)	Arcadia, La.	1944
Futrell, Aubrey (C)	Jonesboro, La.	1967

G

Gaines, Marcus (WR)	Covington, La.	2014-15-16
Gambouras, Adam (TE)	Kelowna, B.C.	1995-96
Gandy, Kyle (QB)	Angleton, Texas	1982-83-84
Garner, James (E)	-	1940
Garner, Keonatye (DL)	**Jackson, Miss.**	**2016-17**
Garrett, Bill	-	1945-46-47-48
Garrett, Bob (QB)	Jonesboro, La.	1985-86-87
Garrett, Pat (QB)	Ruston, La.	1960
Garris, Charles (E)	Junction City, Ark.	1957-58-59
Gaston, Josh (TE)	Olive Branch, Miss.	2014-15
Gehl, John (T)	Shreveport, La.	1975
Germenis, Jerry (T)	New Orleans, La.	1949-50
Gertz, Jorgen (PK)	Nyborg, Denmark	1969
Gideon, Larry (S)	Hallsville, Texas	1978-79
Gilbert, Jimmy (E)	Bastrop, La.	1946-47-48-49
Gilchrist, Kenneth (OL)	Cameron, Texas	1996
Giles, Quinn (CB)	Shreveport, La.	2009-10-11-12
Gilmore, Michael (OL)	Bastrop, La.	2000-01-02-03
Giordano, Johnny (FL)	Lake Charles, La.	1978-80-81
Gipson, Montoya	-	1999-00-01
Glasgow, Cade (P)	Pflugerville, Texas	2009
Glover, Charles (C)	Shreveport, La.	1954-55-56
Golden, Billy (G/T)	Shreveport, La.	1950-52-53
Golden, Russ (LB)	Jonesboro, La.	1989-90-91-92
Golmon, Richie (RB)	Alexandria, La.	1964-65-66-67
Gonzalez, Adrian (OL)	Dallas, Texas	2001-02-03-04
Gooch, Jason (OL)	Vidor, Texas	2005
Goodman, Justin (DB)	Houston, Texas	2010-11
Goodyear, Nathan (C)	Enid, Okla.	1990-91-92
Graffree, Jeremy (OT)	Perkinston, Miss.	2011-13
Graham, Danny	Ruston, La.	1973
Graham, Mark (DB)	Port Neches, Texas	1967-68-69-70
Graham, Matt (OL)	Ruston, La.	2002-03-04-05
Graham, Thomas (DS)	Ruston, La.	2006-07-08-09
Graham, William	-	2006
Grant, Shaun (WR)	New Orleans, La.	2001
Grant, Terome (WR)	Brunswick, Ga.	2014
Graves, John (T)	-	1945
Gravolet, Robbie (DB)	New Orleans, La.	1984-85-86-87
Gray, Bobby (S)	Aldine, Texas	1998-99-00-01
Gray, Chris (CB)	Dallas, Texas	1991-92-93-94
Gray, Hakim (DE)	Keachi, La.	2014
Gray, Norman (NG)	El Dorado, Ark.	1968-69
Gray, Wayne (NG)	Vivian, La.	1964-65-66
Green, David (RB)	Alexandria, La.	1983-84
Green, James 'Pooky' (RB)	Jennings, La.	1969-70
Greenwalt, Jon (WR)	Wildomar, Calif.	2012-13
Greenwalt, Rick (OG)	Wildomar, Calif.	2013-14
Greer, Earl James (RB)	Linden, Texas	1980-81-82
Greer, Maurice (E)	Vidalia, La.	1963-64-65-66
Greer, Pat (OT)	Vidalia, La.	1970-71-72-73
Gregory, Garland (G/LB)	Columbia, La.	1940-41
Griffin, Earl (WR)	Ruston, La.	2005-06-07-08
Griffin, Jerry (E)	Springhill, La.	1959-60-61-62
Griffin, Larry (DB)	Shreveport, La.	1971-72-73-74
Griffin, Sterling (WR)	Opa Locka, Fla.	2013-14
Griffith, Todd (LB)	Carthage, Texas	1987
Grigsby, Randy (DL)	Ruston, La.	2007-08-09
Grigsby, Rickey (DT)	Ruston, La.	1976-79
Grissom, Larry (E)	Baton Rouge, La.	1952
Grogan, Lloyd (S)	Morgan City, La.	2013-14-15
Grones, John	-	1945
Gru, David (WR)	Newbury Park, Calif.	2010-11-12
Guillot, Andrew (WR)	Slidell, La.	2010-11-12-13
Gwarjanski, David (LB)	Birmingham, Ala.	1985-86-87

H

Hakmi, Tarik (QB)	San Jose, Calif.	2010-11-12
Hall, Ben (WR)	Daingerfield, Texas	1982-83-84
Hall, Carl (OL)	Mount Pleasant, Texas	1973
Hall, Ronnie	-	1971
Hamblin, Bob (RB)	Tupelo, Miss.	1944
Hamby, Ray (LB)	West Monroe, La.	1991-92
Hamilton, Barry (DB)	Newellton, La.	1984-85-86
Hamilton, Jeremy (LB)	Ruston, La.	2002-03-04-05
Hammons, Travis (C)	Choudrant, La.	1940
Hampton, Steve (WR)	Ruston, La.	1995-97-98
Hampton, Torrance (DB)	Starkville, Miss.	2005-06
Hand, Jimmy (DE)	Longview, Texas	1980-81-82-83
Handy, Roderick (WR)	Monroe, La.	2005-06
Hannibal, Zach (CB)	**Monroe, La.**	**2017**
Hardy, Adrian (WR)	**Houston, Texas**	**2017**
Harelson, Eddie (FB)	Baton Rouge, La.	1942-46-47
Harelson, Leo (FB)	Baton Rouge, La.	1952-55
Harmon, Cudahy (OL)	Tyler, Texas	2007-08-09
Harmon, Victor (DE)	Rockwall, Texas	1985-86-87
Harper, Eric (DL)	Marrero, La.	2008-09-10
Harper, John (C)	Lafayette, La.	1967-68-69
Harper, Roland (FB)	Shreveport, La.	1971-72-73-74
Harrell, Jeff (DL)	Vidalia, La.	1984-85
Harrington, Damon (LB)	Elkton, Md.	1996-97-98-99
Harris, Ahmad (WR)	Baton Rouge, La.	2001-02
Harris, Benjamin (OL)	Baton Rouge, La.	2006-07-08-09
Harris, Clyde (LB)	Walker, La.	1968-69-70
Harris, Eric (DT)	St. Francisville, La.	2006
Harris, Jordan (LB)	Clarksdale, Miss.	2016
Harris, Paul (QB)	Baton Rouge, La.	2013
Harris, Quin (LB)	Visalia, Calif.	2005-06-07-08
Harris, Thedrick (DT)	Minden, La.	1992-93-94
Harrison, Anthony (TE)	Houston, Texas	2005-06-07-08
Harrison, Jimmy (HB)	Shreveport, La.	1948-49-50
Hart, Steve	-	1971
Hartley, Steve (RB)	Slidell, La.	1980-81-82-83
Hawkins, Al (QB)	Linden, N.J.	2008
Hawthorne, Myron (TE)	Dallas, Texas	2001-02-03-04
Hay, John (C/T)	Alexandria, La.	1942-45-47-48
Hayes, Kendall (DB)	Lancaster, Texas	2011-12-13
Haynes, G.	-	1946
Haynes, Steve (QB)	Bossier City, La.	1973-74-75-76
Hazlip, Joe (G)	Waterproof, La.	1944
Heard, Spencer (WR)	Mansfield, La.	1993-94-95-96
Hearod, Steve (NG)	Bossier City, La.	1966-67
Helfrick, H.M.	-	1944
Helton, Chip (C)	Sulphur, La.	1975-76-77-78
Henderson, Carlos (WR)	New Orleans, La.	2014-15-16
Henderson, Clem (G)	Jennings, La.	1946-47
Hendricks, Charles (LB)	West Monroe, La.	1972-73-74-75
Henley, Joseph (TE)	Warren, Ark.	1997-98
Henry, John (WR)	Wisner, La.	1991-92
Herren, Buster (RB)	Shreveport, La.	1967-68-69
Herren, Ricky (HB)	Shreveport, La.	1974-75-76-77
Hester, Chip (LB)	Myrtle Beach, S.C.	2011-12
Hetherington, Ken (OL)	Linden, Texas	1983-84-85
Hext, Mike (DB)	Deer Park, Texas	1987-88
Hicks, Kenneth (RB)	Houston, Texas	2005
Hicks, Quincy (LB)	Moss Point, Miss.	2004-05
Higginbotham, Barry (P)	Jacksonville, Ark.	1987-88
Higgins, Ryan (QB)	Hutto, Texas	2013-14-15-16
Hildreth, James 'Cotton' (HB)	Pine Bluff, Ark.	1950-51
Hill, Wade (QB)	Waldron, Ark.	1994
Hines, Conroy (QB)	Monroe, La.	1986-87-88
Hinton, Bobby (T)	Ruston, La.	1957-58-59
Hinton, Jerry (DE)	Ruston, La.	1981-83-84
Hinton, Joe Jerald (G)	Ruston, La.	1957-58-59-60
Hinton, John (K)	Ruston, La.	2011
Hinton, Pat (G)	Ruston, La.	1953-54-55-56
Hinton, Ricky (OG)	Springhill, La.	1977-79-80
Hinton, Tommy (T)	Ruston, La.	1954-55-56-57
Hitt, Mason (DL)	Baton Rouge, La.	2007-08-09
Hodge, Don	-	1962
Hogan, Frasier (LB)	Centreville, Miss.	2015-16
Hogan, Randy (LB)	**Pascagoula, Miss.**	**2017**
Holland, Johnathan (WR)	Archibald, La.	2003-04-05-06
Holley, Ray (RB)	Orange, Calif.	2010-11-12
Hollins, Gregory (LB)	New Orleans, La.	2003-04
Holly, Bobby (RB)	**Farmerville, La.**	**2016-17**
Holman, Jerry Lee (DT)	Springhill, La.	1993
Holmes, Jeff (OL)	Summerfield, La.	1984-86
Holmes, Mark (DT)	Avondale, La.	1994
Holstead, R.A. 'Racer' (QB)	Ruston, La.	1944-47-48
Hood, M.L.'Tinker'	-	1950
Hook, Ty (LB)	Denton, Texas	2012
Hopkins, Clay (OL)	Many, La.	1994-95-96-97
Hopkins, Jack (HB)	Waterproof, La.	1963-64
Horne, David (OT)	El Dorado, Ark.	1968-69-70-71
Horneman, Robert (E)	Plain Dealing, La.	1945-46-47-48
Horton, Mark (DE)	Shreveport, La.	1983
Horwedel, Danny (K)	Oak Ridge, Tenn.	2004-05-06-07
Horyna, Ira (OL)	Pittsburg, Kan.	2003-04
Houston, Otis (C)	Shreveport, La.	1973
Howard, Frank	-	1960-63
Howard, Jack (LHB)	Sulphur, La.	1958-59-60
Howze, Stevon (DB)	Wiggins, Miss.	2007-08
Hoyle, Tracey (DE)	Shreveport, La.	1975
Hudson, Bobby (T)	Minden, La.	1958-59
Hudson, Jerry (DE)	Springhill, La.	1958-59-60
Hudson, Johnny (QB)	Minden, La.	1959-60-61
Hughes, Bill (OT)	-	1973
Hughes, Sam (QB)	Lake Worth, Fla.	1989-90-91-92
Hulett, Donald	-	1998
Hull, Brent	Springhill, La.	1983-84-85-86
Hullett, Logan (OL)	Lumberton, Texas	2000-01
Humphries, Jewell (FB)	Shreveport, La.	1949
Hunt, Brent	Springhill, La.	1983-84-85-86
Huston, Tim	-	1988
Hymel, Adam (DL)	Destrehan, La.	2010-11
Hynes, Paul (LHB)	Sulphur, La.	1957-58-59-60

I

Ihekweazu, Ike (LB)	Alief, Texas	2003
Ikharo, Taulib (WR)	Berkeley, Calif.	2010-11
Irby, Dan (T)	Bastrop, La.	1962-63-64-65
Isham, Nick (QB)	Hidden Hills, Calif.	2011
Israel, Phil (OG)	Bunkie, La.	1969-70-71
Istre, Dwain (RB)	Jennings, La.	1967-68-69

J

Jackson, Brannon (LB)	Lake Charles, La.	2004-05-06-08
Jackson, Breon (DL)	Montgomery, La.	2005-06-07-08
Jackson, Brian (WR)	Baton Rouge, La.	2006-07
Jackson, Dean (WR)	Oak Grove, La.	1996-97-98
Jackson, Edward (DE)	Mansfield, La.	1978-79-80
Jackson, Harry (DB)	Orange, Texas	1982-84-85-86
Jackson, Jacarri (WR)	Logansport, La.	2010-11-13
Jackson, James (S)	**Haynesville, La.**	**2016-17**
Jackson, Johnny (DL)	Aliceville, Ala.	2003
Jackson, Kenny (OL)	Shreveport, La.	1983-84-85
Jackson, Larry	Homer, La.	1994-95-96
Jackson, Lifford (RB)	Shreveport, La.	1984-85-87-88
Jackson, Patrick (RB)	Edgard, La.	2005-06-07-08
Jackson, T.J. (LB)	Columbia, Miss.	2003-04
Jacobs, Carlton (RB)	Shreveport, La.	1979-81-82
James, Anthony (TE)	Baton Rouge, La.	2003-04-05-06
James, Jackie (DE)	Longview, Texas	1974-75-76-77
James, Kendrick (DL)	New Orleans, La.	2010-11-12-13
James, Lavon (CB)	Cotton Valley, La.	1976-77-78-79

James, Tavaures (RB)	Winston-Salem, N.C.	2008
Jantz, Gene (C/FB)	DeRidder, La.	1954-55-56
Jeanlouis, Ricardo (CB)	Loreauville, La.	2003
Jefferson, Arthur (RB)	North Mesquite, Texas	1999-00-01
Jefferson, Terrence (RB)	-	1999-00
Jenkins, Augustus (RB)	Plaquemine, La.	1982
Jenkins, Paul (WR)	Baton Rouge, La.	1997-98
Jenkins, Ross (QB)	Houston, Texas	2008-09
Jenkins, Shannon (LB)	Lake Charles, La.	1993-94-95
Jester, William 'Dub' (DB)	Springhill, La.	1975-76
Johnson, Cedric (DT)	Rowlett, Texas	2015-16-17
Johnson, Craig (DB)	Harvey, La.	2011-12
Johnson, Eddie (WR)	Midlothian, Texas	2013-14
Johnson, Eric (SE)	Shreveport, La.	1970-71-72
Johnson, Gene (QB)	Monroe, La.	1988-89-90-91
Johnson, Jamel (DB)	Cleveland, Ohio	2010-11-12
Johnson, Joe Mack (FB)	Timpson, Texas	1976-77-78
Johnson, Justin (FS)	Shreveport, La.	2004-05-06-07
Johnson, Kevin (RB)	Thibodaux, La.	1998
Johnson, Lee (SS)	Lewisville, Texas	2001-02-03-04
Johnson, Michael (FS)	Dallas, Texas	2001-02-03-04
Johnson, Oscar (OL)	Crystal Springs, Miss.	2011-12
Johnson, Ricky (RB)	Jonesboro, La.	1979-80-81
Johnson, Roderick (DE)	Shreveport, La.	1995
Johnson, Roderick (DE)	Shreveport, La.	1998
Johnson, Steve (DT)	Little Rock, Ark.	1994-95-96-97
Johnson, Tony (LB)	Sulligent, Ala.	2013-14
Johnson, Walter (DE)	Ferriday, La.	1983-84-85-86
Jolet, Bobby (E)	Sulphur, La.	1963-64
Jolly, Ed (QB)	Shreveport, La.	1942-46-47-48
Jones, Anthony (FB)	El Dorado, Ark.	1973-74
Jones, Bill (DB)	Ruston, La.	1966-67-68
Jones, Bill (OL)	Houston, Texas	2005-06-07
Jones, Dameian (DL)	Ruston, La.	1991-92-93
Jones, Gerry (RB)	Hallsville, Texas	1982-83-84
Jones, Hollis (HB)	Haynesville, La.	1942-46-47
Jones, James (DB)	Ferriday, La.	1986-87-88-89 (90?)
Jones, Jimmy Ray (WR)	Jonesboro, La.	1963-65-66
Jones, Lloyd (QB)	Wharton, Texas	1944-46
Jones, Lonnie (P)	Springhill, La.	1979-80
Jones, Ricky (TE)	Sweeny, Texas	2014-15
Jones, Rodney (OT)	Longview, Texas	1976-77-78-79
Jones, Tyrone (S)	Jonesboro, La.	1972-73
Jones, Zachery (CB)	Texarkana, Texas	1976-77-78-79
Jordan, James (WR/DB)	New Orleans, La.	1998-99-00
Jordan, Kwame (DL)	Marrero, La.	2008-09
Joseph, Tadera (WR)	Cecilia, La.	1989-90
Juneau, Buddy (G)	Alexandria, La.	1955-56
Junkin, Trey (DE)	Little Rock, Ark.	1979-80-81-82
Jynes, Bert (DE)	Ruston, La.	1994

K

Kador, Josh (DL)	Opelousas, La.	2001-02
Kattenbraker, Austin (WR)	Belleville, Ill.	1979-80-81-82
Keagle, Chris (P)	Baton Rouge, La.	2005-06-07-08
Keen, Randy (OT)	Shreveport, La.	1973-74
Keever, Billy (QB)	Sulphur, La.	1961-62-63
Keller, Ferris (DE)	Zachary, La.	1992
Kelly, Aldon (DB)	Shreveport, La.	1981-82-83-84
Kelly, Chuck (OT)	Greenwood, Miss.	1979
Kelly, Jack (T)	Homer, La.	1945-46-47-48
Kendzior, Eric (DE)	**Deer Park, Texas**	**2016-17**
Kennedy, Gary (G)	Shreveport, La.	1970-71
Kennedy, Jerald (WB)	Ruston, La.	1989-90-91-92
Kent, Marty (K)	Shreveport, La.	1994-95-96-97
Kiggins, Tom (WR)	Baton Rouge, La.	1980
Kilgore, Leonard (C)	Jennings, La.	1942
Kilpatrick, Billy (S)	Petal, Miss.	1972-73-74
Kinard, G.	-	1945
King, DaMarion (S)	Muscle Shoals, Ala.	2016-17
King, Freddie (WR)	Winnfield, La.	2002-03-04-05
King, Jerome (DL)	West Monroe, La.	1997-98-99
King, Tevin (RB)	Moultrie, Ga.	2013-14
Kingrea, Rocky (WB)	Monroe, La.	1990-91-92-93
Kirby, Huey (DE)	Baton Rouge, La.	1970-71-72-73
Kisseberth, Kevin (LB)	Spring, Texas	2011-12-13
Kitchen, Ephraim (CB)	**Batesville, Miss.**	**2016**
Knecht, Gene (FB)	New Orleans, La.	1949-50-51
Koontz, Robert (OL)	West Monroe, La.	1996-97-98-99
Kubik, Matt (QB)	Youngstown, Ohio	2002-04-05

L

Labenne, Paul (HB)	Shreveport, La.	1960-61-62-63
Lacey, Christian (DE)	Harvey, La.	2008-09-10-11
Laird, Billy (QB)	Shreveport, La.	1962-63-64-65
Lambert, Mark (TE)	Shreveport, La.	1984-85
Lancaster, Greg (OL)	Shreveport, La.	1991-92-93
Landry, Clayton (OL)	Denham Springs, La.	2015-16
Landry, Doug 'Tank' (LB)	New Orleans, La.	1982-83-84-85
Landry, Max (CB)	Lake Charles, La.	1997-98
Lang, Jordan (OL)	Olathe, Kan.	2003-04
Lanius, Tommy (DT)	Vidalia, La.	1967-68-69-70
Lantrip, Houston (OL)	Southaven, Miss.	2011
Lantrip, Ken (QB)	Lake Charles, La.	1968-69-70-71
Laque, Jon Paul (LB)	Hahnville, La.	1981-82-83-84
Larmour, Paul (T)	Haleyville, Okla.	1945
Larry, Joe (G)	Minden, La.	1945
Lasseigne, Tyler (FB)	Cut Off, La.	1996-98
Laughlin, J. Henry 'Sleepy' (E)	Bloomfield, Ill.	1940-41
Lavergne, Damien	-	1999-00-01-02
Lawrence, Gerald (RB)	Grand Prairie, Texas	1990-91
Lawrence, James (E)	Arcadia, La.	1945
Leary, Donnovan (DB)	Bunkie, La.	1991-92
Lee, David (P/E)	Minden, La.	1961-62-63-64
Lee, Hunter (RB/WR)	Flower Mound, Texas	2011-12-13-14
Lee, Jeff (OL)	Henderson, Texas	1988-89
Lee, John T. (QB)	Homer, La.	1981
Lee, Malon (RB)	Baton Rouge, La.	2011-12
Lee, Ricky (PK)	Ashdown, Ark.	1980
Leil, C.D.	-	1944
Leitz, Bobby (FB)	New Orleans, La.	1983-84-85-86
Lenard, Michael John (S)	West Monroe, La.	1999-01-02
Lenox, Dino (DB)	Hot Springs, Ark.	1992-93-94
Leone, Lance (WR)	Shreveport, La.	2005
Lestage, Jack (HB)	Lake Charles, La.	1959-60-61
Lester, T.M.	-	1945
Levison, Bryan K. (RB)	Shreveport, La.	1977-78
Lewis, Charlie (RB)	Bossier City, La.	1976-77
Lewis, Darryl (DB)	**New Orleans, La.**	**2016-17**
Lewis, Frederick (DB)	Franklin, La.	1997-98-99
Lewis, Jalani (WR)	Shreveport, La.	1999-00
Lewis, Jason (DL)	St. James, La.	2006
Lewis, Oren (DT)	Waveland, Miss.	2004-05
Lewis, Ronald (DB)	Harvey, La.	2016-17
Liberto, Ken (FL)	Shreveport, La.	1965-66-67-68
Liggins, Le'Vander (CB)	Leesville, La.	2011-12-13-14
Liles, George (G)	Louisville, Ky.	1942
Lill, David (P)	-	1996-97
Linck, Cameron (DS)	Kingwood, Texas	2017
Linder, Tommy (FB)	Shreveport, La.	1963-64-65-66
Lindsey, Marcus (OL)	Monroe, La.	2003-04-05-06
Lininger, Bruce (TE)	Tyler, Texas	1981-82
Linwood, Adrian (WR)	Garland, Texas	2008
Lips, Aaron (OL)	Tickfaw, La.	2002-03-04-05
Livas, Phillip (WR)	Houma, La.	2007-08-09-10
Livingston, Darius (OL)	Ellisville, Miss.	2003
Lloyd, Rodney (DL)	Ferriday, La.	1995-96-97-98
Lockhart, O.B. (E)	Jonesboro, La.	1950
Loftin, Jeff (WR)	Shreveport, La.	1992
Logan, Adrian (LB)	Couchatta, La.	2008-09
Long, Devon (WR)	Tempe, Ariz.	1997-99
Long, Jeremy (OL)	Haughton, La.	2014
Long, Thadrick (LB/S)	Lancaster, Texas	2000-01 (Love?)
Longino, Phillip (DT)	Missouri City, Texas	2010-11
Loper, Les (LB)	Monroe, La.	1973-75-76-77
Lord, Mike (HB)	Winnsboro, La.	1968-69-70-71
Lottinger, C.J. (C)	Shreveport, La.	1976-77-78
Love, LaDarius (DL)	Jonesboro, La.	2002-03-04-05
Love, Moses (DL)	Yuma, Ariz.	2000-01
Lovett, DeVante (OL)	**Strong, Ark.**	**2017**
Lowery, Chris (LB)	Petal, Miss.	2006-07
Loyd, Demise (RB)	Jonesboro, La.	1988-89-90-91
Loyd, Kevin (WR)	Jonesboro, La.	1987-88
Lubin, Marvin (LB)	Lake Charles, La.	2006-07
Lucas, Shakeil (DE)	Marrero, La.	2011-12-13
Lum, James 'Buster' (T)	Oak Grove, La.	1951-52-53-54
Lynch, Joe (G/T)	Shreveport, La.	1948-49-50
Lynch, Mike (NG)	New Orleans, La.	1966-67-68
Lynch, Pat (E)	New Orleans, La.	1962-63-64
Lynch, W.O. (G)	Logansport, La.	1944-46-47
Lynn, K.	-	1944

M

Mabry, Joe Tom (E)	Goodman, Miss.	1941-48
McAlindon, Andy (TE)	San Bruno, Calif.	2015
McAngus, Leonard (C)	Marshall, Texas	1978-79-80-81
McBeath, Marquis (LB)	Moss Point, Miss.	2006-07
McBride, Dean (QB)	Ansley, La.	1942
McBunch, Bill (OT)	Baton Rouge, La.	1962-63-64-65
McCabe, Jim (QB)	Minden, La.	1957-58-59
McCann, Ardis (NG)	Shreveport, La.	1976-77-78-79
McCartney, Larry (TE)	Jena, La.	1975-76-77
McConathy, Adam (DE/LB)	West Monroe	2002
McCourt, Steve (DT)	-	1982-83-84
McCown, Luke (QB)	Jacksonville, Texas	2000-01-02-03
McCoy, Doug (HB)	-	1945
McCoy, Melvyn (OT)	Monroe, La.	1974-75-76-77
McCoy, Roger (DT)	Shreveport, La.	1968-69-70
McCrady, Deontae (G)	Arlington, Texas	2015-16
McCray, Jerry (S)	Conway, Ark.	1993-94-95-96
McCulley, Pete (QB)	Baton Rouge, La.	1954-55
McCullough, Scott (DT)	Ruston, La.	1979-80
McDaniel, Charles 'Quick Six' (TB)	Springhill, La.	1971-72-73-74
McDaniel, Gerald (TE)	Sunset, La.	1982-83-84
McDonald, Thomas (S)	Houston, Texas	2013
McDowell, Gerald (FB)	Sulphur, La.	1962-63-64-65
McGill, Rob (OL)	Metairie, La.	2007-08-09
McGilton, Benjamin (DL)	Carriere, Miss.	2006-07
McHale, Michael (DE)	Ruston, La.	1978-79-80
McIntosh, Trey (TE)	Oak Grove, La.	1997-98
McIntyre, J.M. (C)	Greenwood, Miss.	1944
Mack, Orlando (NG)	Shreveport, La.	1981-82
Mackey, Chad (WR)	Longview, Texas	1993-94-95-96
McKinney, David (QB)	-	1987
McKinney, Devon (DL)	Camden, N.J.	2014
McKinnon, Bob (G/LB)	Junction City, La.	1964-65-66
McKnight, Kam (WR)	**Ethel, La.**	**2015-16-17**
McMahan, Howard (DT)	Jacksonville, Ark.	1988-89-90-91
McMichael, John (HB)	Cotton Valley, La.	1951-52-53-54
McNeel, Taylor (QB)	Pineville, La.	1959
McNeely, Joe (LB)	Bossier City, La.	1970-71-72-73
McPherson, Logan (P)	Fort Payne, Ala.	2013-14-15-16
McVay, Miller (TE)	Lafayette, La.	2003-04
Maddox, Chris (WR)	-	2004
Mahaffey, David (G)	Brandon, Miss.	2014-15-16
Major, Larry (DL)	Monroe, La.	1981
Majors, Danny (LB)	Longview, Texas	1974-75-76-77
Malcolm, Tyrone (LB)	Camden, Ark.	1988
Malone, Andy (T)	Longview, Texas	1959-60-61-62
Malone, Charles	-	1957
Malone, Robert (T)	Springhill, La.	1961-62-63-64
Maltbia, Anthony (OL)	Conway, Ark.	1983
Manceaux, Darrell (G)	Bossier City, La.	1967-68-69
Manchester, Raymond (HB)	Jena, La.	1953
Mangum, George (G)	Delhi, La.	1953-54
Mangum, Sam (DT)	San Antonio, Texas	1977-78
Marcantel, Mike (DL)	Oakdale, La.	1979
Mardis, Gerald (E)	Maplewood, La.	1948-49-50-51
Mardis, James (E)	Sulphur, La.	1951-55-56
Marks, Merlin (G)	Eunice, La.	1944
Marler, Chris (OL)	Shreveport, La.	1980-81-82-83
Marshall, Chris (LB)	Jackson, Miss.	2001-02
Martin, Blake (RB)	Lucas, Texas	2012-13-14-15
Martin, Cale (T)	Winnsboro, La.	1942-44-46
Martin, Jackie (HB)	Haynesville, La.	1952-53
Martin, Jason (QB)	Oak Grove, La.	1993-94-95-96
Martin, R.G. (G)	Mountain View, Calif.	1944
Martin, Wallace (HB/G)	Ruston, La.	1961-62-63
Mason, Brian (TE)	Ruston, La.	1993
Mason, Ka'Derrion (DL)	**McComb, Miss.**	**2016-17**
Mason, Lane (OL)	Springhill, La.	1982
Mason, Randy (DB)	Shreveport, La.	1966
Massey, Matt (FS)	Campwood, Texas	1993-94
Mathews, Arnold (HB)	Jonesboro, La.	1948-49-50
Matthews, Charles (E)	Jennings, La.	1942
Matthews, Wayne (OT)	Springhill, La.	1963-64-65-66
Maxfield, Scott (OL)	Tyler, Texas	1979-80-81-82
Maxwell, Jonathan (CB)	Little Rock, Ark.	1994-95-96
May, Robert (QB)	Haynesville, La.	1940-41
Mayes, William (DE)	Birmingham, Ala.	1996-97
Mays, John (RB)	Ruston, La.	1986
Menard, Giles (TE)	Lafayette, La.	2012
Merriott, Ora (QB)	Lebanon, Ind.	1940
Meyers, Mike (WR)	Shreveport, La.	1970-71-72

Michael, Ed (FB)	Homer, La.	1949-50-51
Michael, Fred (FB/PK)	Homer, La.	1940-41
Michael, Joe (QB/PK)	Homer, La.	1945-46-47-48
Miles, G.P. (G)	Houston, Texas	1944
Miles, Jared (OL)	Harvey, La.	2007-08-09
Miles, Landon	-	1940
Miller, B.K. (RHB)	Sicily Island, La.	1957-58-59
Miller, Charles (HB)	Sicily Island, La.	1962
Miller, David (TE)	McComb, Miss.	1982-83-84
Miller, Don (DL)	Loreauville, La.	1973-74-75-76
Miller, Edwin (T)	Sylacauga, Ala.	1944-45
Miller, Ken (OL)	Baton Rouge, La.	1979-80
Miller, Mark (WR)	Bartlesville, Okla.	1992-93
Miller, T.	-	1945
Miller, Tyler (OL)	Waco, Texas	2004-05-06-07
Mills, Jordan (OL)	Napoleonville, La.	2009-10-11-12
Mills, Lester (TE)	Winnfield, La.	1979-84-85
Mims, Michael (S)	West Monroe, La.	2014-15-16
Mitchell, Dustin (TE)	Lutcher, La.	2006-07-08-09
Mitchum, Antonio (LB)	Hemingway, S.C.	2011-12
Moats, Ryan (RB)	Dallas, Texas	2002-03-04
Molton, Tim (WR)	Montz, La.	2010
Moncrief, Glen (G)	Ruston, La.	1946-47
Monroe, Craig	-	1985-86-87
Moody, Arry (RB)	Haughton, La.	1973-74-75-76
Moody, Scott (P)	Louisburg, Kan.	1995
Moon, R.A. (T)	Shreveport, La.	1950-51
Moore, Anthony (DL)	Ferriday, La.	1985-86-87-88
Moore, Derrick (DT)	Ferriday, La.	1992-93-94-95
Moore, Jerry (LB)	Winnsboro, La.	1998
Moore, Keeven (SS)	Enid, Okla.	2005-06
Morgan, Joey	-	1999
Morgan, Paul (G)	Shreveport, La.	1949-52-53
Morgan, Jack (C)	-	1945
Morris, Dennis (TE)	Shreveport, La.	2006-07-08-09
Morrison, Lowell (QB)	Haynesville, La.	1945-49
Morrow, D.J. (RB)	Palestine, Texas	2009
Morrow, Daniel	-	1985
Mosley, Michael (QB)	New Orleans, La.	2006-07
Moss, Anthony (DB)	Hazelwood, Mo.	2005-06-07
Moss, Billy (G)	Sulphur, La.	1954-55
Moss, Eric (OT)	Abbeville, La.	1966-67-68
Moss, Justin (OL)	Glendale, Ariz.	1996-97
Mote, Mike (OL)	Clinton, Miss.	1994-95
Mowad, Mike (NG)	Oakdale, La.	1965-66-67-68
Murff, Shawn (OL)	Covington, La.	1999-00-01-02
Murphy, Glenn (OG)	Bastrop, La.	1966-67-68
Murry, Joe (C)	Ruston, La.	1949-50-51
Muse, Joshua (DL)	Baton Rouge, La.	2005-06-07
Myatt, Zach (K)	College Station, Texas	2005
Myers, Don (NG)	Shreveport, La.	1982-83-84
Myles, Quincy (DL)	Shreveport, La.	2000-01-02

N

Nash, John (LB)	Mangham, La.	2001-02-03-04
Nattin John Hall (HB)	Homer, La.	1952-55
Neal, Benny (LB)	Jonesboro, La.	1981-83-84
Neal, Craig (LB)	Jonesville, La.	1985
Neil, J.T. (C)	Eldorado, Texas	1946
Nelson, A.G. (FB)	Clifton, Texas	1944
Nelson, Matt (K)	Cibolo, Texas	2009-10-11-12
Nettles, Dwain (RB)	Baton Rouge, La.	1962
New, Charles (TE)	Baton Rouge, La.	1970-71-72-73
Newman, Charles 'Hoss' (E)	Ponchatoula, La.	1941-42-46-47
Newman, David (QB)	St. Joseph, La.	1997-98-99-00
Newman, Eric (WR)	Oak Grove, La.	2003-04-05-06
Newton, Damien (CB)	Grand Prairie, Texas	2001-02
Nicholas, Dwight (RB)	-	1989-90
Nichols, Conner (S)	Bossier City, La.	2012-13
Nichols, Jamie (DL)	Decatur, Miss.	2000-01
Nichols, Robert (DT)	Jonesboro, La.	1981-82-83
Nickel, Mike (DT)	Bossier City, La.	1980-81-82
Nickelson, Cornelius (WR)	Bossier City, La.	2009
Nickerson, Kenny (RB)	Baton Rouge	2000
Noel, John (S)	Mesquite, Nev.	1996-97
Noland, Wayne (FB)	Tallulah, La.	1962-63
Norris, Danny (TE/PK)	El Dorado, Ark.	1971-72-74
Norris, Jake (WR)	**West Monroe, La.**	**2017**
Norris, Vernon	-	1989
North, Dan (E)	-	1945
Norvell, Mike (WR)	Irving, Texas	2000
Norwood, Chris (WR)	Jackson, Miss.	2002-03
Nunnery, Desmond (DE)	New Orleans, La.	1996-97-98-99

O

Odom, Jack (HB)	Shreveport, La.	1962-63-64
Odums, Josh (WR/RB)	Mansfield, La.	2003
Oestriecher, Brad (K)	Metairie, La.	2004-05-06-08
Ogbanga, Soibi (DL)	Lake Charles, La.	2003
Ok, Tae (WR)	-	1989
Olford, Jason (CB)	Lufkin, Texas	2000-01
Olive, Davis (T)	Haynesville, La.	1945
Oliver, DeJuawn (WR)	Napoleanville, La.	2015-16-17
Oliver, James (FB)	Bossier City, La.	1952-53-54
Olsen, Leonard (E)	New Orleans, La.	1941-42-46
O'Neal, David (DB)	DeRidder, La.	1984-85-86-87
Orton, Jimmy (HB/QB)	Shreveport, La.	1957-58
Osborne, Eldonta (LB)	Jonesboro, La.	1986-87-88-89
O'Toole, Shawn (OT)	Vidor, Texas	1996-97
Outlaw, Joshua (OL)	Lithonia, Ga.	2016-17
Owens, Jason (RB/LB)	Thibodaux, La.	1998-99

P

Pace, John (OG)	Tioga, La.	1969-70-71
Padgett, Leland (SE)	Lafayette, La.	1979-80-81
Paggett, Ronnie (DE)	Jonesboro, La.	1975-76-77-78
Paige, Ahmad (WR)	Monroe, La.	2010
Paige, Olajuwon (CB)	Aiken, S.C.	2009
Parham, Corey (WR)	Dallas, Texas	1989-90-91-92
Parish, David	-	1985
Parker, David (OT)	Waterproof, La.	1989-90-91-92
Parker, Derrick (S)	Beaumont, Texas	1994-95-96-99
Parker, Wayne (FB)	Minden, La.	1959-60-61
Parker, Will (P/H)	**Denison, Texas**	**2017**
Parks, Cliff (WR)	Compton, Calif.	1992-93
Parnham, Gary (OL)	Vidalia, La.	1988
Parrish, Josh (OL)	Klein, Texas	2011
Parten, Jared (DL)	Meridian, Miss.	2008
Passon, Phillip (LB)	Ruston, La.	1978
Pate, Wes (QB)	Arp, Texas	1998
Patterson, Brandon (DT)	Culver City, Calif.	2011
Patterson, Pat (E)	Delhi, La.	1953-54-55-56
Patton, Quinton (WR)	La Vergne, Tenn.	2011-12
Peace, Joe R. (C/LB)	Sicily Island, La.	1964-65-66-67
Peace, Raymond (HB/TE)	Haynesville, La.	1941-42-46-47
Peek, Bill (DB)	Tampa, Fla.	1982-83-84
Peel, Clifford (C)	San Antonio, Texas	1944
Peeler, Jacob (OL)	Koscusko, Miss.	2005-06
Pender, Joey (NG)	Oakdale, La.	1979-80-81-82
Perez, David (C)	Donna, Texas	1985-86-88
Perkins, Drexel (RB)	Geismar, La.	2009
Pernetter, Rod (CB)	Bay City, Texas	1997-98-99-00
Pernici, Frank (FB)	Shreveport, La.	1949-52
Pernici, Frank (QB)	Shreveport, La.	1949-52
Perravit, J.E. (T)	Tulsa, Okla.	1944
Perritt, John (HB)	Tyler, Texas	1940-41-42
Perry, Donnie (S)	Lafayette, La.	1974-75-76-77
Perry, James	Kilgore, Texas	1975-76
Perry, Vic (C)	Bastrop, La.	1953-54
Phillips, Bob (T)	Clinton, Ind.	1940
Pichon, Malcolm (DT)	Slidell, La.	2012-13
Pierce, Delmar (T)	Newellton, La.	1940
Pierce, Lynn (DE)	Cut Off, La.	1968-69-70
Piete, Herman (LB)	Monroe, La.	1989-90-91-92
Pinson, Terrell (LB/S)	Tupelo, Miss.	2013-14
Piper, Shawn (WR)	DeRidder, La.	2001-02-03
Pippens, Jerry (WR)	Winnsboro, La.	1975-76-77
Pitts, Otis (DL)	Bossier City, La.	1996-97-98-99
Polk, Stan (CB)	Queen City, Texas	1987-88-89-90
Pond, Kevin (P/PK)	Covington, La.	1998-99
Pope, Jerry (PK/P)	Bossier City, La.	1973-74-75-76
Porter, Daniel (RB)	Baton Rouge, La.	2006-07-08-09
Porter, Rufus (LB)	Destrehan, La.	2010-11-12
Porter, Tyler (DT)	Lafayette, La.	2014-15
Powell, Cee Jay (WR)	**Maringouin, La.**	**2017**
Powell, Craig	-	1976-77
Powell, David (DL)	Hallsville, Texas	1976-77-78
Powell, Garlon (RB)	Winnfield, La.	1984-85-86-87
Powell, Greg (DB)	Winnfield, La.	1983-84-85-86
Powell, Jimmy (G)	Shreveport, La.	1948-50
Powers, Jason (TE)	Collierville, Texas	1994-95-96-97
Pratt, Terry (RB)	Shreveport, La.	1997-98-99
Pree, George (WR)	Texarkana, Ark.	1975-76-77-78
Prestridge, Troy (S)	Tioga, La.	1969-70-71-72
Prewitt, Jabari (CB)	Hutto, Texas	2013-14
Price, Caleb (P/PK)	-	1998-99
Price, Fred (LB)	Monroe, La.	1991-92-93-94
Price, Jonte' (LB)	Plaquemine, La.	2000-01-02-03
Priddy, David (FB)	New Orleans, La.	1987-88
Procell, Jarrett (DT)	Bossier City, La.	1996-97-98-99
Prudhome, David (DB)	Shreveport, La.	1982
Pruitt, John (P)	-	1998
Puckett, Aaron (DB)	Tallulah, La.	1996
Pugh, Chris (DL)	Silas, Ala.	2006-07
Purie, Delmar	-	1940

Q

Queyrouze, Paul (G)	Mandeville, La.	1983
Quinsley, James	-	1941

R

Rabb, Joe (HB)	Ruston, La.	1947-48-49-50
Ragsdale, Lee (RB)	Pelahatachie, Miss.	1995-96
Ragus, Carl (DT)	Springhill, La.	1969-70
Rainbolt, Russell (HB)	Rayville, La.	1952-53-54-55
Randall, Curtis (DB)	Baton Rouge, La.	1999-00-01-02
Randle, Ramone (DL)	Shreveport, La.	2007-09
Randle, Solomon (LB)	Mobile, Ala.	2009-10-11-12
Rasco, Joe (RB)	Shreveport, La.	1984-85
Rattay, Tim (QB)	Phoenix, Ariz.	1997-98-99
Rawls, Maurice (HB)	Monroe, La.	1946-49-51
Rayburn, Tony (OL)	Alexandria, Va.	1982
Reddick, Timothy (LB)	New Orleans, La.	2005
Redmon, Eric (RB)	Little Rock, Ark.	1992-93
Redmon, T.S. 'Tiger' (S)	Beaumont, Texas	2002-03-04
Redmond, Charles (OL)	University, Ohio	1982
Reece, Laney (OL)	Delhi, La.	1976-77
Reed, C.	-	1946-47
Reed, Ethan (OL)	**Orange, Texas**	**2016-17**
Reed, Lance (LB)	Natchez, Miss.	1992-93-94-95
Reed, Mike (G)	Ruston, La.	1942-45-47
Reeves, Alden (HB)	Jonesboro, La.	1963-64-66-67
Reeves, H. Rogers (T)	Minden, La.	1957-58-59
Reggio, Rick (LB)	New Orleans, La.	1977-78-79
Rehwinkel, Gary (C)	Mobile, Ala.	1981-82
Rettig, Byron (CB)	Overton, Texas	1973-74-75
Rhodes, Ray (C)	Tallahassee, Fla.	1944
Rhodes, Steve (OL)	Kingwood, Texas	1983
Richard, Johnny (DT)	Church Point, La.	1969-70-71
Richard, Randy (OL)	Baton Rouge, La.	1998-99-00-01
Richardson, Chris (DL)	Benton, La.	1969-70-71
Richardson, Michael (LB)	Natchez, Miss.	1987-88-89-90
Richardson, Shelton (TE)	Grenada, Miss.	2005
Richmond, Major (TE)	Slidell, La.	1999-00-01-02
Richmond, Robert (DL)	Houston, Texas	1985-86
Rife, Robert (T/E)	Waterproof, La.	1941-42
Rigdon, Odelle (T)	Haynesville, La.	1945-46-47
Riser, Chris (WR)	Houston, Texas	2005
Rivers, Richard 'Red' (HB)	Monroe, La.	1941
Roaf, Willie (OT)	Pine Bluff, Ark.	1989-90-91-92
Robbins, Mike (C)	Shreveport, La.	1974
Roberson, Aaron (CB)	**Shreveport, La.**	**2015-17**
Roberts, Chris (OL)	Deville, La.	2017
Roberts, Edd (T)	Fort Gaines, Ga.	1940-41
Roberts, Joe (E/HB)	Baton Rouge, La.	1952-53-55
Roberts, Lon (OL)	Kilgore, Texas	2007-08-09
Roberts, Steve (DE)	Hallsville, Texas	1991-92-93-94
Robertson, Amik (CB)	**Thibodaux, La.**	**2017**
Robertson, Barry (LB)	Hattiesburg, Miss.	2004-05
Robertson, Johnny (DT)	Ruston, La.	1977-78-79-80
Robertson, Phil (QB)	Dixie, La.	1965-66-67
Robertson, Randy (QB)	Baton Rouge, La.	1973-74-75-76
Robertson, Tommy (HB/DB)	Dixie, La.	1962-63-64-65
Robinson, Andy (QB)	Delhi, La.	2000
Robinson, Draper	-	2002
Robinson, Joshua (OL)	Lancaster, Texas	2014-15
Rodgers, John (TE)	Daingerfield, Texas	1979-80-81
Rodriguez, Michael (OL)	**La Porte, Texas**	**2016-17**
Roeder, Milton D. (OL)	Jasper, Texas	1981-83-84
Rogers, Chuck (LB/FB)	Raceland, La.	1985-86-87-88
Rogers, John (OT)	Little Rock, Ark.	1993-94
Rogers, Mike (LB)	Ruston, La.	2002
Rollins, Barron (G)	Winnsboro, La.	1990-91-92
Rollins, Shane	-	1998
Ross, Joe (FB)	Shreveport, La.	1949-50-51
Ross, Josh (CB)	Monroe, La.	2013
Rosser, Greg (OL)	Kingwood, Texas	1985-86-87

Rountree, Mark (RB/WR)	West Monroe, La.	1987-88-89-90
Rudd, Max (FB)	Minden, La.	1957-58-59-60
Ruffins, Moqut (DL)	Atlantic Highlands, N.J.	2003-04-05
Russell, Charles (FB)	Shreveport, La.	1952
Russey, Kody (C)	**Burleson, Texas**	**2017**
Russo, Joe (G)	Alexandria, La.	1952-56
Rust, Dusty (LB)	Shreveport, La.	2008-09-10-11
Ryckman, Billy (WR)	Lafayette, La.	1973-74-75-76

S

Saggus, H.E. (HB)	Augusta, Ga.	1944
Saia, Kevin (OL)	Geismar, La.	2009-10-11-12
St. Julien, D.J. (WR)	Lafayette, La.	2011-12-13-14
St. Marie, David (OL)	Galliano, La.	1998-99
Sanchez, Bubba (HB)	Baton Rouge, La.	1967-68-69
Salvaggio, Tony (G)	Baton Rouge, La.	1946-47
Sanders, Glenell (LB)	Clinton, La.	1986-87-88-89
Sanders, Michael L. (C)	Alexandria, La.	1981-83
Sanford, Leo (C/LB)	Shreveport, La.	1947-48-49-50
Santiago, Byron (LB)	Violet, La.	2002-03-04-05
Santos, Dalton (LB)	Van, Texas	2016
Saucier, Charles (HB)	Shreveport, La.	1956
Saums, Robert (OL)	Raymond, Miss.	1996-97
Savage, Walter (C/G)	Bastrop, La.	1951-52-53
Schene, Herbert (E)	McAlester, Okla.	1944-45
Schiro, A.C. (FB)	Baton Rouge, La.	1945-46-47-48
Schneider, Bill (S)	Ruston, La.	1975-76-77-78
Schrang, Mike (LB/DE)	Kingwood, Texas	2011-12-13-14
Schultz, C.E. (HB)	-	1944
Scobee, Josh (PK)	Longview, Texas	2000-01-02-03
Scott, Boston (RB)	Zachary, La.	2015-16-17
Scott, Collin (LB)	**Houston, Texas**	**2016-17**
Scott, George (WR)	**Natchez, Miss.**	**2017**
Scotto, Rodney (OL)	Shreveport, La.	1986
Seay, Sanford (WR)	Leesburg, Ga.	2015
Seay, Warren (CB)	Monroe, La.	1986-87-88
Sedlock, Sid (T)	New Orleans, La.	1946-47-48
Seely, Andrew	-	1947-48
Seets, Marlon (RB)	Haughton, La.	2013-14-15
Serpas, Ken (C)	Shreveport, La.	1977-78
Sexton, Randy (DE)	Montgomery, Ala.	1967-68
Sharp, Deon (DB)	Lafayette, La.	1989-90
Shaw, Eric (LB)	Pensacola, Fla.	1990
Sheneman, Mike (LB/OL)	Marshall, Texas	1983-84-85
Sheppard, Robert (OG)	Hooks, Texas	1969-70-71-72
Sheppard, Roger (OG)	Hooks, Texas	1972-73-74
Sheppard, Willie (DB)	Morgan City, La.	1999-00-01-02
Shepperd, Matthew (OG)	Marshall, Texas	2011-12-13
Sheridan, Paul (TE)	Cabot, Ark.	1978
Sherman, Mike (WR)	Shreveport, La.	1981-82-83-84
Shine, Artha (QB)	Minden, La.	1990
Shipley, Hanner (OL)	**Marble Falls, Texas**	**2017**
Shirley, Ricky (LB)	Shreveport, La.	1971-72-73-74
Shoemaker, Clayton (OL)	Nacogdoches, Texas	1983-84-85-86
Short, Adam (TE)	Baton Rouge, La.	1976-78
Shouse, Gerald (P)	Shreveport, La.	2015-16
Shows, Pat (QB)	Ruston, La.	1961-62-63
Silas, Todd (DT)	Jonesboro, La.	1987-88
Simmons, Shawn (WR)	New Brunswick, N.J.	2006-09
Simon, John (RB)	Baton Rouge, La.	1998-99-00-01
Simpson, Dewey (CB)	Dallas, Texas	1997-98-99-00
Sims, Kenny (DB)	-	1979-80
Sims, Richie (DB)	Ruston, La.	1984-85-86-87
Singleton, Cedric (S)	South Natchez, Miss.	1989-90-91
Singleton, Joe (QB)	Ruston, La.	1976-77-78
Sisson, Lee (OL)	Baton Rouge, La.	1969
Skapura, Robert (OL)	Tucson, Ariz.	1998-99
Slack, Hayden (WR)	Bossier City, La.	2011-12
Slack, J.W. (LHB)	Bossier City, La.	1957-58-59
Slack, Jay (DB)	Bossier City, La.	1984-85-86-87
Slack, Terry (DB)	Bossier City, La.	1974-75-76-77
Slaughter, Bobby (WR)	Ruston, La.	1987-88-89-90
Slaughter, Michael (S)	Ruston, La.	1987-88-89
Slaughter, Mickey (QB)	Alexandria, La.	1959-60-61-62
Slemp, Mike (OL)	Bossier City, La.	1983-84-85
Sloan, Huey (RB)	Shreveport, La.	1981
Smith, Alfred (WR)	**Destrehan, La.**	**2016**
Smith, Andy (OL)	DeRidder, La.	2000
Smith, Artie (DL)	Stillwater, Okla.	1990-91-92
Smith, Benji (FB)	Ruston, La.	1951-52-54
Smith, Bill (OL)	Shreveport, La.	1976-77-78
Smith, Blake (LB)	Baton Rouge, La.	1998-99-00-01
Smith, Carlton (WR)	Gilmer, Texas	1987-88-89
Smith, Conner (WR)	Covington, La.	2014-15-16
Smith, D'Anthony (DL)	Pickering, La.	2006-07-08-09
Smith, Freddie (DE)	Shreveport, La.	1989-90
Smith, Jim (DE)	Columbus, Ga.	1957-59
Smith, J'Mar (QB)	**Meridian, Miss.**	**2016-17**
Smith, Joe (RB)	Cleveland, Texas	2000-01-02
Smith, Luther (G)	Memphis, Tenn.	1940
Smith, Myron (LB)	Corsicana, Texas	1994-95-96-97
Smith, Robbie (E)	Homer, La.	1958-59
Smith, Rudolph 'Red' (T)	Bryceland, La.	1946-47-48
Smith, Tony	-	1988-89
Smith, Wayne (OG)	Springhill, La.	1969-70-71-72
Smith, Willie (CB)	Garland, Texas	1994-95
Sneed, Jimmy (G)	Shreveport, La.	1951-52-53
Sneed, L'Jarius (CB)	**Minden, La.**	**2016-17**
Snell, Ryan (OL)	Houston, Texas	2005
Snodgrass, Trey (C)	Bastrop, La.	1988-89-90
Sokol, Cody (QB)	Phoenix, Ariz.	2014
Soley, Jeff (OL)	Ellisville, Miss.	1981-82
Sorenson, Mike (DE)	Alexandria, La.	1979-81-82
Spears, Tyler (DL)	Winnsboro, La.	2017
Speller, Curtis (DB)	Ventura, Calif.	2000
Spence, Chandler (WR)	Arlington, Texas	2009-10-11-12
Spencer, Trey (CB)	**Orange, Texas**	**2015-16-17**
Spigener, Jamie (TE)	Cleburne, Texas	2002
Spinks, Tommy (WR)	Shreveport, La.	1966-67-68-69
Springmeyer, Craig (DE/NG)	Shreveport, La.	1971-72-73-74
Spruiell, Scooter (WR)	Baton Rouge, La.	1975-76-77-78
Spurgon, Marquis (FS)	Verona, Miss.	2005-06
Staggs, Steve (LB)	Texarkana, Ark.	1979
Stallworth, Brian (QB)	Baton Rouge, La.	1998-99-00
Stallworth, Gewhite (OL)	**Houston, Texas**	**2016-17**
Stanley, Jordan (QB)	Sulphur Springs, Texas	1984-85-86
Stark, Allen (WR)	Lutcher, La.	1999-00-01
Starks, Eric (S)	Arlington, Texas	1994-95-96
Stassi, Ed (G)	New Orleans, La.	1947-48-49-50
Stephens, James (OL)	Longview, Texas	1975-76-77-78
Stephens, Larry (E)	Shreveport, La.	1965
Stephenson, Jon Pat (WR)	Shreveport, La.	1967
Stevens, Buster (T)	Monroe, La.	1949-50-51
Stevens, C.W. (QB)	Hattiesburg, Miss.	1945
Steward, John Newell (HB)	Los Angeles, Calif.	1944
Stewart, Charles 'Buck' (C)	Ruston, La.	1956-57-58
Stewart, Ernie (LB)	Port Arthur, Texas	1984
Stewart, Marcus (OL)	Denham Springs, La.	2002-03-04-05
Stewart, Oscar (T)	Denton, Texas	1944
Stewart, Quincy (LB)	Tyler, Texas	1997-98-99-00
Stone, Bobby (G)	Tifton, Ga.	1955-56
Stone, David (FB)	Springhill, La.	1958-59
Storrs, Josh (PK)	-	1999
Storts, Jessie (G)	Lake Charles, La.	1951-52-53-54
Stough, Allen (G)	Lake Charles, La.	1956-57-58
Stover, Matt (PK)	Dallas, Texas	1986-87-88-89
Street, Carter (DL)	Pilot Point, Texas	2014
Street, LaCorey (DL)	Lucedale, Miss.	2002-03
Stringer, Jim (S)	Vidalia, La.	1964-65-66
Stringfield, Bill (OL)	Lafayette, La.	1982
Strother, Joe (E)	Bastrop, La.	1949-50-51
Strother, Mickey (HB)	Farmerville, La.	1960-61-62
Stroy, Kelvin (LB)	Vivian, La.	1996
Stuart, R.P. (WR)	Austin, Texas	2008-09-12
Stumpe, Kerry (DB)	Anniston, Ala.	1987-88
Sumlin, George (RHB)	Delhi, La.	1956-57-58
Summerlin, Jim (E)	Mansfield, La.	1960-61
Sumrall, Todd (FL)	Ruston, La.	1993
Sumter, Mike (NG)	Shreveport, La.	1969
Sutulovich, Eric (TE)	Kansas City, Kan.	1993-94-95
Swilley, Keith (PK)	Pensacola, Fla.	1977-78-79
Swinney, Mike (OG/P)	Shreveport, La.	1971-72-73
Sykes, Terrance (OT)	Grenada, Miss.	1999-00

T

Ta'ase, Suaese (LB)	Pago Pago, Am. Samoa	1997-98-99
Tabor, Robert (LB)	Springhill, La.	1972
Tademy, Tony (DE/LB)	Jacksonville, Ark.	1977-78-79-80
Talton, Billy Jack (G)	Minden, La.	1959-60-61
Taylor, Andre (DE)	Round Rock, Texas	2011-12-13-14
Taylor, Eddie (HB)	Ruston, La.	1964-65-66-67
Taylor, Joe (OL)	Natchitoches, La.	1983-84-85-86
Taylor, Mike (FB)	West Monroe, La.	1970-72
Taylor, Ricky (DB)	Alexandria, La.	1967-68-69
Taylor, Tra'Vez (DB)	McComb, Miss.	2012
Taylor, Trent (WR)	Shreveport, La.	2013-14-15-16
Tell, Bobby Ray (RB)	Haynesville, La.	1996-97-98-99
Terrebonne, Karl (WR)	Lafayette, La.	1981-82-83-84
Terry, Darrius (DB)	Lufkin, Texas	2008
Thaxton, Earl (DB)	Oak Ridge, La.	1979-80-81-82
Thaxton, James (DB)	Oak Ridge, La.	1981-82-83
Thibodeaux, Keith (QB)	Opelousas, La.	1976-77-78
Thomas, Allen (DB)	Vivian, La.	1981-82-83
Thomas, Aubary (E)	Vaughan, Miss.	1942-47
Thomas, Billy (RB)	N. Lauderdale, Fla.	1993-95
Thomas, Carlin (LB/DL)	Ferriday, La.	1999-00-01-02
Thomas, Chris (DT)	Long Beach, Calif.	1993
Thomas, Jason (WR)	Garland, Texas	2004
Thomas, Jerome (TE)	Jones, La.	1991-92
Thomas, Joel (C)	Rodessa, La.	1955-56-57
Thomas Jr., Joel (QB)	Shreveport, La.	1975-76-77
Thomas, Mark (DB)	Tuscaloosa, Ala.	1997-98
Thomason, Nick (LB)	Muscle Shoals, Ala.	2014-15
Thompson, Bobby Ray (WR)	Ferriday, La.	1986
Thompson, Clyde (QB)	Delhi, La.	1958
Thompson, Frank (WR)	Marrero, Miss.	2000-01
Thompson, Neal (E)	Jena, La.	1955-56-57
Thompson, Paul Glen	-	1993
Thompson, Tim (LB)	Panama City, Fla.	1984-86
Thornton, Howard (DT)	Baton Rouge, La.	1993-94-95
Tidwell, Kenny (HB)	Vivian, La.	1962-63-64
Tilley, Chris (WR)	Shreveport, La.	1980-81-82-83
Tilley, Pat (WR)	Shreveport, La.	1972-73-74-75
Tilley, Tommy (C)	Springhill, La.	1962
Tillman, Wayne (LB)	Shreveport, La.	1982-83-84
Tinsley, James (HB)	Haynesville, La.	1940-41
Tippit, Don (G)	Dexter, Mo.	1958-59-60-61
Towns, Jim (DT)	Minden, La.	1964-66-67
Travis, Darrell (DS)	McKinney, Texas	2014-15-16
Traylor, Mark (DB)	Malvern, Ark.	1993
Treadway, Steve (OT)	Jonesboro, Ark.	1979-80-81-82
Trice, Jimmy (LB)	Brandon, Fla.	1987
Trigg, John (G)	Shreveport, La.	1951
Troegel, Butch (P)	Shreveport, La.	1967-68-69
Truitt, C.C. (T)	Pittsburg, Texas	1940
Tucker, Israel (RB)	**Metairie, La.**	**2017**
Tuminello, Houston (WR)	Gilmer, Texas	2008
Turner, Immanuel (DE)	**Magnolia, Ark.**	**2015-16-17**
Turner, Mike (OL)	Buffdale, Utah	1986-87
Turner, Paul (WR)	West Monroe, La.	2014-15
Turner, Terry (DT)	Shreveport, La.	Unknown
Tyler, Matthew (OL)	Bossier City, La.	1998-99

U

Upton, Dustin (P)	Longview, Texas	2000-01-02-03

V

Vandergriff, Jack	El Dorado Ark.	1961
VanDuren, Reggie (DB)	Hempstead, Texas	1993-94
VanHoy, Chris (DL)	Arlington, Texas	2001-02-03-04
Vascocu, Whit (T)	Minden, La.	1940
Vaughan, Rudell (OG)	Springhill, La.	1969
Veal, Teddy (WR)	**Bridge City, La.**	**2017**
Vernasco, Ron (RB)	Fort Wayne, Ind.	1978
Victorian, Josh (CB)	St. Rose, La.	2008-09
Villemez, Mitch (LB)	Hardin, Texas	2013-14
Vinyard, Herschel (T)	Olla, La.	1958-59-60-61
Vise, W. Pirkle (HB)	Homer, La.	1940
Vitto, Andrius (LB)	New Iberia, La.	1999-00-01
Vogt, Lenny (T)	New Orleans, La.	1948-49-50
Voss, Zachary (LB)	Katy, Texas	2011-12

W

Walden, Dickie (OT)	Shreveport, La.	1964-65-66
Walden, Jon R.	-	1966
Walker, Billy (TE)	Franklin, Texas	1989-90
Walker, Charles (E)	Baton Rouge, La.	1951-52-53-54
Walker, Clint (DL)	Plaquemine, La.	2000-01-02
Walker, Dean (RB)	Jonesboro, La.	1952-54-55
Walker, Ed (E)	Shreveport, La.	1964-66-67
Walker, Shalamar (CB)	Columbia, Miss.	2006-07
Walker, Steve (DE)	Emett, Idaho	1998-99
Wall, Will (OL)	Baton Rouge, La.	1982
Wallace, Ahmad (CB)	Miami, Fla.	2013
Wallace, Courtney (NG)	Monroe, La.	1985-86-87-88
Wallace Jr., Courtney (DT)	**Monroe, La.**	**2015-17**
Wallace, Gerome (LB)	Farmerville, La.	1999-00-01-02

Walls, Shawn (OT)	Dallas, Texas	1981-82-83
Ward, John (DT)	Baton Rouge, La.	1976-77-78-79
Ward, Stacy (OL)	Eunice, La.	1984-85
Ware, Billy (C)	Selma, Ala.	1959-60-61
Warner, Stephen (OL)	Ruston, La.	2009-10-11-12
Washington, Booker (DL)	Oak Grove, La.	2000-01-02
Washington, Dae'Von (LB)	**Alexandria, La.**	**2015-16-17**
Washington, Darrin (TE)	Ruston, La.	1978-79-80
Washington, DeJuan (S)	Mobile, Ala.	1994-95
Washington, Donald (DL)	Shreveport, La.	1983-84-85-86
Washington, Karl (OL)	Ruston, La.	1987
Washington, Keith (DE)	Montgomery, Ala.	1994-96
Washington, Kiamni (LB)	Gibson, La.	2007-08-09
Washington, Preston (TE)	Marrero, La.	1993-94
Washington, Sam (WR)	Springhill, La.	2000-01-02
Waters, Roy (OL)	Hammond, La.	1971-72-73-74
Watts, Greg (OL)	Las Vegas, Nev.	1984-85
Watts, Marlon (WR)	New Orleans, La.	2014-15-16-17
Weaver, Bruce (QB)	North Caddo, La.	1962-64
Webb, Jay (DE)	Columbus, Mo.	1981-82
Weber, LaVerne (G)	Norman, Okla.	1944
Weissman, Jeff (DB)	Covington, La.	1975-76
Wendt, Wayne	-	1983
Westbrook, Ralph (C)	Corpus Christi, Texas	1949
Westerman, Wayne (DB)	Shreveport, La.	1974
Wheeler, Joshua (WR)	Texarkana, Texas	2005-06-07-08
Whelchel, Joseph (OL)	Pattonville, Texas	1990-92
Whelchel, Lloyd (OG)	Pattonville, Texas	1989-90-91-92
White, Billy (E)	Fitzgerald, Ga.	1955-56
White, Brian (LB)	Springhill, La.	2006-07-08-09
White, Curley (LB)	Shreveport, La.	1974-75-76-77
White, Eddie (DL)	Woodlands, Miss.	2004-05
White, John Henry (RB)	Haynesville, La.	1974-75-76-77
White, Jon'al (DL)	Ruston, La.	2011-12
White, Rickey W. (DE)	Haynesville, La.	1977
White, Myles (WR)	Livonia, Mich.	2011-12
White, Sherwood (E)	Bastrop, La.	1956-57
Wierick, Trent (PK)	Shreveport, La.	1998-00
Wiggins, Andre (LB)	Kirby, Texas	2013
Wiggins, Ronnie (DB)	West Monroe, La.	1968-69-70
Wilbanks, Robert	-	1956-57
Wilborn, Wenford (DB)	White Oak, Texas	1971-72-73-74
Wilkins, David (DE)	Shreveport, La.	1969-70-71-72
Wilkins, Larry (LB/DE)	Longview, Texas	1976-77
Williams, A.L. (HB)	Shreveport, La.	1953-54-55-56
Williams, Cedric (WR)	Newellton, La.	1994-95-97-98
Williams, Cruz (WR)	Little Rock, Ark.	2009
Williams, Delone (CB)	New Orleans, La.	2002-03-04-05
Williams, Dillon (DB)	Shreveport, La.	2014
Williams, Doug	-	1982
Williams, Grant (OT)	Hattiesburg, Miss.	1994-95
Williams, Kenny (LB)	El Dorado, Ark.	1981-82
Williams, Mike (DE)	Ruston, La.	1985-86-87-88
Williams, Nathaniel (RB)	Ferriday, La.	1983
Williams, Orlandus (DB)	Wichita, Kan.	2002-03
Williams, Ronnie (WR)	Plaquemine, La.	1981-82-84
Williams, Ryan (DB)	Mobile, Ala.	2010-11
Williams, Thad (DE)	Independence, La.	2004-05
Williams, Theron (S)	New Orleans, La.	2015-16-17
Williams, Tramon (CB)	Napoleonville, La.	2003-04-05
Williams, Wayne 'Butch' (OT)	Minden, La.	1966-67-68-69
Williamson, David (RHB)	El Dorado, La.	1957-58-59-60
Williamson, John (HB)	New Orleans, La.	1946-47
Williamson, John Robert (C/LB)	El Dorado, Ark.	1960-61-62-63
Willis, Christopher (DE)	Mesquite, Texas	1996-97-98-99
Willis, Daniel (RB)	Shreveport, La.	1997-98
Willis, Danny (WR/DB)	St. Amant, La.	1993
Willis, Jim (G)	Shreveport La.	1960-61-62-63
Willis, Jim S. (G/C)	Monroe, La.	1965-66-67
Willis, Sammy (WR)	Blanchard, La.	1977-78-79
Wilmer, Bonnie Ray (DB)	Marksville, La.	1981-82-83
Wilson, Danny (WR)	Shreveport, La.	2001-02-03-04
Wilson, Jerry (DE)	Tallulah, La.	1965-66-67
Wilson, Pat (LB)	Monroe, La.	1988-89-90-91
Wilson, Steve (DE)	Little Rock, Ark.	1989-90-91-92
Wilson, Terrence (FB)	New Orleans, La.	1994-95-97-98
Winbush, Quarvay (DL)	Baton Rouge, La.	2003-04-05
Wise, Gayle (HB)	Minden, La.	1952
Wishom, Jerron (CB)	Lutcher, La.	2001-02-03-04
Witmer, Bill (FB)	Bartlesville, Okla.	1944-45
Witte, Jack (QB)	Shreveport, La.	1976-77
Wixson, Kirby (C)	Pearl, Miss.	2014-16
Wojecki, Chester (HB)	Erie, Pa.	1940-41-46
Womack, George	-	1957
Womack, Shane (WR)	Greensburg, La.	2005-06-07-08
Wood, Mike (DT)	Kingwood, Texas	1986-87-88-89
Woodall, Alex (WR)	Summit, Miss.	2015-16-17
Woodall, Tommy (E)	Bossier City, La.	1950-51-52
Woodard, Javonte (WR)	**Haughton, La.**	**2016-17**
Wooden, Irvin (LB)	New Orleans, La.	1990
Woods, Xavier (S)	West Monroe, La.	2013-14-15-16
Worsham, Bay (T/P)	Rodessa, La.	1952-53
Wright, Larry (DE)	Tyler, Texas	1968-69
Wright, Larry (WR)	Monroe, La.	1996-97-98
Wurzburger, John (LB/HB)	Mansfield, La.	1963-64-67
Wyly, Charles (HB)	Delhi, La.	1952-53-54-55
Wyss, Johnny (G)	Russellville, Ark.	1936-37

Y

Yankowsky, Joshua (OL)	Baton Rouge, La.	1997-98
Yarbrough, Gene (HB)	Bossier City, La.	1949-50
Yarbrough, Jay 'Tag' (E)	Arcadia, La.	1940-41
Yates, George (RB)	Ruston, La.	1977-78-79-80
Ydarraga, Matthew (DE)	**Central, La.**	**2015-16-17**
York, Kenny (OL)	Pasadena, Texas	1985-86-87
Young, Andre (DB)	West Monroe, La.	1978-79-80-81
Young, Deon (SS)	Hattiesburg, Miss.	2006-07-08-09
Young, Scotty (QB)	Denton, Texas	2013
Young, Spencer (DL)	Troy, N.Y.	2001-02

Z

Zaffater, Jay (TE)	Shreveport, La.	1984-85-86-87
Zayed, Alex (LB)	**Destrehan, La.**	**2017**
Zoeller, James (HB)	New Albany, Ind.	1940-41

Bold denotes current player

THE LEGEND OF THE BULLDOG

The story takes place in the autumn of 1899 when five Tech students were returning home from school. They came upon an old, hungry bulldog sitting under a tree. The boys fed the dog with what food they had and continued their journey.

When they finally reached their destination, however, they found that the dog had followed them. Being sensitive young men, they sought permission for the dog to stay the night, and the landlord agreed – if the animal remained in the kitchen.

That night the house caught fire.

Their overnight guest was the first to awaken. The dog ran from room to room, rousing everyone in the building. Then, after all the other occupants had made their way to safety, one boy remained inside. The bulldog re-entered the smoke-filled house in an apparent attempt to rescue him, not realizing the boy had escaped in a different direction.



After the fire was extinguished and smoke had finally cleared, the boys went inside to see if the dog had indeed made it out to safety. But when they entered they found the lifeless bulldog lying in an unburned corner of one room. He had died from the smoke and the heat.

Naturally, the young men were shaken due to the death of their new friend. So they picked him up and carried him to the place they had found him the previous day. They then dug a grave and wrapped him in two jackets – one red and the other blue.

When the boys returned to school and related their story, the entire campus mourned the death of the homeless dog. The dog with no name had found a place in the hearts of Tech students.

Two years later, Tech organized a football team and decided the team needed not only school colors, but a mascot. A unanimous decision was reached as the bulldog, the first hero of Tech, was given the honor and the red and blue blankets he was buried in were made the school colors.



On Nov. 22, 1975, Les Guice, the future president of Louisiana Tech University but at the time a Tech junior architecture major, put a metaphorical but very visible exclamation point on two of his life's biggest loves.

First, he married to Kathy May, now his wife of 43 years, in south Arkansas.

Second, the very newly newlyweds immediately headed to Ruston to watch Louisiana Tech's football team play Arkansas State. In the cold and rain.

Tech lost. Les and Kathy didn't.

Several diplomas, three sons and three grandchildren later, they are still going strong and leading their alma mater to new heights.

Dr. Guice and Tech share a rich history together that spans five decades and has produced family ties that are deeply rooted in a passion for the Bulldogs and Lady Techsters. From an architecture student stepping on the campus for the first time in 1972 to an appointment as Louisiana Tech's 14th President in 2013, Guice has shown an unwavering commitment to leadership and service to his alma mater.

One of Guice's first achievements at Tech was earning a bachelor of arts in architecture in 1976. Discovering a passion for engineering under the mentorship of professor Jack Painter, Guice went on to earn a master's degree in civil engineering from Tech in 1978 and decided to pursue teaching and education as his profession.

His dedication to his students, his faculty and the University would lead to his appointment as dean of Tech's College of Engineering and Science (COES) in 1999. As Dean, Guice continued to encourage and support innovations in the curricula. The College's faculty became increasingly successful in securing external funding for the integrated curriculum which resulted in a transformative redesign of curricula throughout the College.

Guice's leadership and vision also reinvigorated the Engineering and Science Foundation to more effectively serve the needs of the College. He initiated a new integrated strategic plan, known as "COES 2010," and capital campaign, "Tech's BEST," that led to funding for an Eminent Scholar Chair, 15 Professorships, a $500k Scholarship Fund, and several new laboratories and facilities.

With a focus on the future and a progressive vision for economic development, Guice has led the planning and development of the Louisiana Tech Enterprise Campus, a research park connecting the University and downtown Ruston. Enterprise Campus' first building, Tech Pointe, was completed in 2012 and is now home for several companies and organizations; another building to house emerging companies is already needed.

Because of a revitalized relationship between the City of Ruston and the University, and thanks to the Ruston citizens and friends and supporters of Tech, the partnership has resulted in about $300 million in investments, private and public, during the past two years. Much of that growth is due to Tech's problem-solving, opportunity-seizing president.

As president, Guice is the chief executive officer of north Louisiana's only Carnegie Foundation national research university and one of only two public universities from Louisiana recognized in the top tier of national universities by U.S. News and World Report.

Throughout his career, Guice has contributed to and played a central role in creating the culture and vision for the future of Tech; he continues that commitment as president. His focus on campus-wide engagement and building and growing relationships, plus his leadership in forging a path toward advancement of the University's academic and athletic programs, research and commercialization activities, and economic development efforts means that Louisiana Tech University's best days are yet to come.

BIO, Dr. Leslie K. Guice
Became 14th president of Louisiana Tech University, July 1, 2013

Education
Doctor of Philosophy, civil engineering, Texas A&M University, '86
M.S., civil engineering, Louisiana Tech, '78
B.A., architecture, Tech, '76

Professional Experience
Executive vice president, Tech, Sept. '12 – present
Vice president, research and development, April' 04 – Aug. '12
Dean, College of Engineering and Science (COES), March' 99 – March' 04
Executive associate dean, COES, Feb. '98 – Feb. '99
Academic director, COES, June '96 – Jan. '98
Professor and head of civil engineering, April '89 – May '96
Interim head, civil engineering, April '88 – March '89
Associate professor, civil engineering, '81 –'89
Assistant professor, civil engineering, '78 - '81

Service
- Founding Chair for the Louisiana Optical Network Initiative (LONI) Management Council
- Chair of the Louisiana EPSCoR Committee that led to the development of a state-wide science and technology plan, called FIRST Louisiana.
- Chair of the Board of Regents Master Plan Research Advisory Council
- Chair of Louisiana Innovation Council
- Member of Governor's Cyber Commission
- Member of Committee of 100 of Louisiana
- Vice Chair of Conference USA Board of Directors

Recognition
- Robert E. Russ Award from the Ruston/Lincoln Parish Chamber of Commerce (2009)
- Outstanding Civil Engineer from the ASCE Louisiana Section (2008)
- Louisiana Tech University Civil Engineering Distinguished Alumnus (2007)
- Louisiana Engineering Society's James M. Todd Technological Accomplishment Award (2007)
- Governor's University Technology Leader of the Year Award (2006)
- Louisiana Engineering Society A.B. Patterson Medal for an Engineer in Management (2004)

Personal
Wife: Kathy
Children and spouses: Chad (Shannon), Kyle (Ginger), Bret (Christy).
Grandchildren: Christopher and twins Everly and Elizabeth, (Bret and Christy's trio)
Birthdate: Dec. 23, 1954





Since stepping on campus in July of 2013, the cornerstone of Louisiana Tech Director of Athletics Tommy McClelland's leadership has been the philosophy of building champions on the playing fields, in the classrooms and in life.

While leading Louisiana Tech into the Conference USA era, McClelland impacts the athletics department through fundraising, facility improvements, coaching hires and overall student-athlete development.

If the past five years are an indication, McClelland's philosophy is paying dividends in Ruston.

In fact one could argue that since his arrival in Ruston, Louisiana Tech has seen its most impressive five-year run since the 1970s. Over the past five years, the University has seen postseason appearances by football, men's basketball, women's basketball, baseball, softball, golf and track and field.

During his time in Ruston, the Louisiana Tech programs have all taken strides forward on the playing fields, highlighted by:

Football – the Bulldogs are one of just four teams nationally that have won a bowl game in each of the past four years, joining Clemson, Wisconsin and Utah. Since 2013, Tech has had more players selected in the NFL Draft than any other Conference USA program.

Men's Basketball – the Bulldogs were one of just 13 teams in the nation to record 23-plus wins five straight years (Tech won 17 this past year). Tech won a pair of regular season conference titles during this stretch.

Women's Basketball – Head coach Brooke Stoehr (a former Lady Techster great) led the program to back-to-back Women's National Invitation Tournament appearances and top four finishes in the C-USA regular season.

Baseball – Louisiana Tech has won 35-plus games for three straight seasons, the longest such streak since the 1980s while making its first NCAA Regional appearance in 30 years when the Bulldogs won 40-plus games and reached the Starkville Regional finals in 2016.

Softball – the Lady Techsters have recorded four straight 30-plus win seasons for the first time in two decades. Tech won its first Conference USA Tournament title in 2017, earning a spot in the 2017 NCAA Tournament in the Tuscaloosa Regional where it took No. 1 ranked Minnesota to extra innings before falling.

Men's Golf – the 2016 Bulldog golf team shocked everyone in route to capturing the Conference USA team title (its first since 1980) and clinching the program's first ever appearance in the NCAA Regionals. Victor Lange became the first Bulldog to ever earn three straight strips to the NCAA Regionals.

Louisiana Tech was one of only seven FBS schools in the country to have 9-plus football wins, 20-plus MBB wins, 35-plus baseball wins and 35-plus softball wins (one of only two non-Power 5 teams to accomplish it: BYU) during the 2016-17 campaign.

That same season Tech also became only the second C-USA program to finish in the top 5 in football, women's basketball, men's basketball, baseball, softball and soccer in the same season in league's history (East Carolina, 2012-13).

2015-16 also saw some impressive achievements.

Louisiana Tech joined Florida, Florida State, Ohio State and Ole Miss as the only five Football Bowl Subdivision schools to recorded 9-plus wins in football, 20-plus wins in men's basketball and 40-plus wins in baseball.

It was also one of only 12 FBS programs to play in the postseason in each of those three sports, joining Florida, Connecticut, Florida State, Texas Tech, Texas A&M, Ohio State, Washington, Duke, Arizona, Utah and Miami (Fla.).

Pretty elite company.

Off the field, Louisiana Tech student-athletes have blossomed in the classroom as well.

During McClelland's time in Ruston, a total of 726 LA Tech student-athletes have been recognized on the Conference USA Commissioner's Honor Roll while another 173 have earned the C-USA Academic Medal, including a record 47 in 2017-18.

Louisiana Tech senior soccer star Katie Sloan was named the 2016 CoSIDA Academic All-America of the Year for Division I Women's Soccer, becoming the first student-athlete in LA Tech history to receive this prestigious honor.

The University has also seen its athletic programs continue to earn high marks in both the NCAA's annual Academic Progress Report (APR) and Graduation Success Rate, ranking among the state and conference leaders in many of these marks.

Perhaps the most tangible sign of McClelland's impact at Louisiana Tech are in facilities with the addition of the $23-plus million Davison Athletics Complex and the $18-plus million press box and luxury suites at Joe Aillet Stadium. These two new facilities not only changed the landscape of football game-day in Ruston but also produce more than $1.2 million in additional revenue per year for LA Tech Athletics.

In addition to the new construction, the department has seen upgrades and renovations to many of its other athletic facilities, such as the addition of the $1.2 million Paul Millsap Vision presented by Community Trust Bank, a high definition video display board in the Thomas Assembly Center. The project also included a customized sound system for the Thomas Assembly Center and a video board control room, utilized for both football and basketball.

Louisiana Tech Athletics has also seen record numbers in private giving in each of the last four years, including surpassing $1.6 million in giving to the Louisiana Tech Athletics Club (LTAC) for the first time ever this past year. Tech has also seen record numbers in most LTAC donors in the past three years.

During the 2013-14 fiscal year, McClelland spearheaded the efforts in raising more than $10.8 million through both LTAC and Quest for Excellence; more than double any previous year in Tech Athletics history. Included in the record total were five, seven-figure gifts.

Louisiana Tech also made the announcement in the fall of 2015 that it partnered with Adidas America, Inc. to establish a transformational 5-year exclusive agreement that outfits all 16 NCAA men's and women's programs in Adidas uniforms, apparel, footwear and equipment through the 2020-2021 athletics season.

During his time in Ruston, McClelland has also groomed a pair of newly named athletic directors in Lamar AD Marco Born and Florida Atlantic AD Brian White. Both Born and White served on McClelland's senior staff during their time in Ruston.

Prior to coming to Ruston, McClelland made a national name for himself after quickly elevating to the athletics director position at age 26. He earned high praise from a number of high-profile experienced athletic administrators.

"Tommy McClelland is an outstanding leader and one of the nation's rising stars in intercollegiate athletics," said Bubba Cunningham, athletics director at the University of North Carolina. "He has a demonstrated commitment to supporting and developing his coaches and student-athletes and has already become well-known among ADs for his leadership, vision and character. Tommy has also shown a dedication to lifelong learning and the application of his skills and talents to making his athletic programs better."



Prior to being named athletic director at McNeese State on March 19, 2008, McClelland served as interim athletic director and assistant athletic director of internal affairs at the university.

In his time at McNeese, McClelland and his staff had numerous success stories when it came to increased revenue streams and the overall game-day experience in Lake Charles. He raised more than $3 million in private donations, and he was instrumental in increasing corporate sponsorships to nearly $1 million, while securing new clients and multi-year sponsorships.

McClelland was also responsible for increasing football season ticket sales: the program eclipsed the 8,000 mark in 2008 with a high of 8,035 in 2009. In addition, he was instrumental in setting single-game attendance records in baseball, volleyball, softball, soccer, women's basketball and women's tennis.

"Tommy is a rising star in the college athletics administration field and, in my view, the ideal leader to advance Louisiana Tech's athletics program as it transitions into Conference USA," said Liberty Athletics Director Ian McCaw. "He possesses impeccable integrity and has an extraordinary work ethic. Moreover, his interpersonal and relational skills are outstanding and will enable him to quickly connect with Bulldog fans as well as campus and community leaders."

One of McClelland's main goals was to improve the life of the student-athletes and increase the game-day experience for the McNeese State fan base. One of the most effective ways to accomplish these goals was by improving the facilities. During his time at McNeese State, he oversaw a combined total of over $11 million dollars in facility renovation and new construction.

The combination of increased revenue streams, renovations and new construction, and a highly-involved fan base led to plenty of success stories on the playing fields. During his tenure as athletic director, McNeese won Southland Conference championships in football (2007, 2009), soccer (2006, tournament; 2007, regular season), softball (2010, tournament; 2013, regular season), men's basketball (2011, regular season), women's basketball (2011, regular season; 2011 and 2012 tournament) and men's cross country (2012). The women's basketball program made its first appearances ever in the NCAA Tournament, and the men's basketball program hosted the first round of the NIT postseason tournament (Boston College live on ESPNU).

Even more impressive is the fact that while the Cowboy and Cowgirl programs were capturing titles on the fields, the University's student-athletes were making tremendous strides in the classroom. In five of McClelland's six years as athletics director, McNeese State led the Southland Conference in the number of student-athletes named to the Commissioner's Honor Roll.

In addition, McClelland guided the resurgence in APR success in Lake Charles. The number of athletic programs boasting the required APR score of 925 went from four in his first year to all 16 in his final year. The community service hours performed by the MSU student-athletes also tripled to more than 3,000 during his tenure.

"Tommy has a great knowledge of college athletics and excels at helping his student-athletes balance and succeed in their commitments to academics and athletics," said Michigan Athletics Director Warde Manuel. "Tommy has also proven his ability to work effectively with coaches and administrators to help his programs be successful."

McClelland earned his bachelor's degree from Northwestern State in 2004 and completed his master's degree in sports administration in 2005. He walked on with the Demons football team and eventually earned a scholarship; he also competed in the javelin for the NSU track and field team.

The native of Basile, Louisiana served as a graduate assistant at Northwestern State in athletics and also worked at the Southland Conference office as an administrative intern, assisting with championship events.

McClelland is also a 2012 graduate of the Executive Program of the Sports Management Institute and attended instruction at the University of North Carolina at Chapel Hill's Kenan-Flagler Business School and the University of Southern California's Marshall School of Business.

McClelland is married to the former Jessica Stokes of Garrison, Texas. They have two sons, Lawson (8) and Grayson (7).



ATHLETICS COUNCIL



Dr. Donna Thomas
Chair



Lisa Cole



Steve Davison



Dr. Sean Dwyer



Matt Flynn
SGA President – Athletics Council



Dr. Marvin Green
Alumni Rep.



Mary Kay Hungate
Ex-Officio



Gary Kennedy



Tommy McClelland
Ex-Officio



Dr. Terri McConathy



Judith Roberts



Sam Speed



Heath Tims

ADMIN., SUPPORT & COACHES



Cecilia Acosta
AC – Soccer



Patrick Angell
Ticket Sales Consultant



Tony Ball
AC - Football



Blake Baker
AC - Football



LaSondra Barrett
AC - Women's Basketball



Adrianne Bosworth
Asst. Athletic Trainer



Tony Brutofsky
Strength & Conditioning



Kyle Buffolino
Assistant AD/ Compliance Services



Amber Burdge
Asst. AD/ Academics



Jeff Burris
AC – Football



Lane Burroughs
HC - Baseball



Malcolm Butler
Assoc. A.D./ Communications



Carter Carroll
Video Operations Associate



Duffy Conroy
AC - Men's Basketball



Travis Creel
AC - Baseball



Jessica Croucher
AC – Volleyball



Donny Crowe
Photographic Services



Hannah Davidson
LTAC Graduate Assistant



Adriano de Souza
HC - Volleyball



Emerald Doria
Associate HC - Softball



Bianca Duran
AC - Softball



BriAnna Edgar
LTAC Graduate Assistant



Emily Embree
Ticket Sales Manager



Emily Eunice
Sports Medicine Intern



Todd Fitch
AC - Football



Mike Forsythe
AC - Softball



Andy Fox
Dir. of MBB Operations

Brian Gamble
AC – Football

Melanie Gleason
Assistant A.D./ Business Ops

Gantt Graham
Equipment Manager

Thomas Graham
Academic Advisor

Sara Powell Harper
Asst. Director of Ticket Operations

Kurt Hester
Strength & Cond. Coach

Talvin Hester
AC – Men's Basketball

Lindsey Hicks
AC - Women's Basketball

Skip Holtz
HC – Football

Mary Kay Hungate
Deputy AD/ SWA

Ed Jackson
Asst. A.D./Player Development

Gerald Jordan
Assistant A.D./ Sports Medicine

Paul Kabbes
Senior Assoc. A.D./ External Affairs

Sandra Kane
Asst./NCAA Compliance

Gavin Kelly
Assistant Director/ Marketing

Yaphett King
AC – Men's Basketball

Austin Knight
AC - Baseball

Eric Konkol
HC - Men's Basketball

Cameron Linck
Chief of Staff

Erik Link
AC – Football

Billy Logan
Facilities Assistant

Nick Long
Director of WBB Operations

Katie Lunsford
G.A./Sports Medicine



Chris Lynn
Associate A.D./ Development



Adam Malloy
AC – Track & Field



Matt Martin
Assistant Athletic Trainer



Tommy McClelland
Athletic Director



Kegan McDaniel
G.A./Football



Taylor McFall
Academic Advisor



Koy McFarland
G.A./Football



Robert McFarland
AC - Football



Kane McGuire
Asst. Dir. of Communications



Adam McGuirt
Associate A.D./ Internal Ops



Brock McKee
Asst. Dir. of Communications



Mandy Miller
Associate Athletic Trainer



Wesley Miller
AC – Track & Field



Brenda Milton
Office Coordinator/ WBB & Soccer



Mark Montgomery
HC - Softball



Tom Morris
Photographic Services



Sarah Naas
Academic Advisor



Matt Nantais
HC - Bowling



Corina Norman
Asst. Director of Ticket Ops



Gary Northen
Mgr. of Business Development/LTSP



Gabryel Ording
AC - Volleyball



Davina Orieukwu
AC - Track & Field



Krista Patrick
Exec. Asst. to Football HC



Spencer Patterson
G.A./Football



Armani Perez
Director of FB Recruiting



Rick Petri
AC - Football



Byron Pottorff
Athletic Trainer



Renee Puckett
Office Coordinator/ MBB, VB, Tennis



Solomon Randle
Director of LTAC



Tim Rattay
AC - Football



Darrick Roberson
Game Management Assoc.



Michael Rothmund
Game Management Assoc.



Sadie Rylander
Director of Video Operations



Alan Savage
Assistant A.D./ Ticket Operations



Kevin Sherry
HC - Soccer



Mike Silva
Assoc. HC – Baseball



Joe Sloan
Asst. HC – Football



Paul Smith
Football Video Coordinator



Gary Stanley
HC - Track & Field



Austin Steele
Director of FB Operations

Brooke Stoehr
Co-HC - Women's Basketball

Scott Stoehr
Co-HC - Women's Basketball

Amanda Stone
HC - Tennis

Jake Swalley
G.A./Football

Blake Talos
Strength & Conditioning

Kim Tanner
Office Coordinator/ Facilities, SB, Bsbl

Matt Terry
HC - Golf

Anna Claire Thomas
Asst. Director of Communications

Mark Wagner
Associate A.D./ CFO

Faith Washington
AC – Soccer

Chris Weil
Ticket Sales Consultant

Chris Williams
G.A./Sports Medicine

Kayla Wincko
G.A./Sports Medicine

Patrick Winters
G.A./Sports Medicine

Cain Yarbrough
Assistant A.D./ Marketing



2014 ZAXBY'S HEART OF DALLAS BOWL

2015 R+L CARRIERS NEW ORLEANS BOWL

2016 LOCKHEED MARTIN ARMED FORCES BOWL

2017 DXL FRISCO BOWL

FOUR BOWL VICTORIES
IN A ROW

1 OF 4 SCHOOLS
WITH THE
LONGEST ACTIVE BOWL WINNING STREAK

adidas | LA TECH | C-USA

2018 BULLDOG FOOTBALL



9.1	9.8
LSU 9.22	9.29*
10.6*	UTSA ROADRUNNERS 10.13*
UTEP 10.20*	FAU 10.26*
STATE 11.3	11.10*
11.17*	WKU 11.24*

ALL DATES SUBJECT TO CHANGE

*C-USA GAME
HOME GAMES IN RED

LA TECH

JOE AILLET STADIUM
LA TECH
1968 50 2018