


# LOUISIANA TECH FOOTBALL 2010



**Contact:** Patrick T. Walsh, Associate Director of Media Relations  
**Office:** (318) 257-5305    **Cell:** (318) 514-9203    **E-mail:** pwalsh@latech.edu

## GAME INFORMATION

**Opponent.....** #14 Nevada  
**Location .....** Ruston, La.  
**Site.....** Joe Aillet Stadium  
**Time.....** 2 p.m. CT  
**TV .....** WAC Sports Network  
**.....** Guy Haberman (Play-by-Play)  
**.....** Ralph Gaston (Analysis)  
**Radio.....** LA Tech Sports Network  
**.....** KXKZ (107.5 FM) in Ruston  
**.....** Dave Nitz (Play-by-Play)  
**.....** Steve Davison (Analyst)  
**.....** Benny Thornell (Sideline)  
**Internet.....** Live Video on LATechSports.com  
**Series.....** Nevada leads, 6-4  
**Trend.....** Nevada has won five  
**At Ruston .....** Nevada, 3-2  
**At Reno .....** Nevada, 3-2  
**Neutral Sites.....** No meetings

## OPPONENT INFORMATION

**#14 Nevada Wolf Pack (11-1, 6-1 WAC)**  
**Coach:** Chris Ault  
**Career Record:**  
 217-97-1 (25th Year)  
**Record at School:**  
 217-97-1 (25th Year)



09.02	Eastern Washington	W, 49-24
09.11	Colorado State	W, 51-6
09.17	California	W, 52-31
09.25	at BYU	W, 37-13
10.02	at UNLV	W, 44-26
10.09	San Jose State	W, 35-13
10.16	at Hawai'i	L, 21-27
10.30	Utah State	W, 56-42
11.06	at Idaho	W, 63-17
11.13	at Fresno State	W, 35-34
11.20	New Mexico State	W, 52-6
11.26	#3 Boise State	W, 34-31 (OT)
12.04	AT LOUISIANA TECH	2 P.M.

## 2010 WAC STANDINGS

Team	WAC	Overall	Streak
#25 Hawai'i	7-1	9-3	W2
#14 Nevada	6-1	11-1	W5
#9 Boise State	6-1	10-1	L1
Fresno State	5-3	7-4	W1
<b>LOUISIANA TECH</b>	<b>4-3</b>	<b>5-6</b>	<b>W2</b>
Idaho	2-5	5-7	L1
Utah State	2-5	4-7	L1
New Mexico State	1-7	2-10	L4
San Jose State	0-7	1-11	L9

## GAME INFORMATION

Louisiana Tech (5-6, 4-3 WAC) is playing for bowl eligibility in its final home game of the season Saturday when the Bulldogs host No. 14 Nevada (11-1, 6-1 WAC) at 2 p.m. at Joe Aillet Stadium. The Wolf Pack, coming off an upset overtime win over No. 4 Boise State, need a win to clinch a share of the WAC championship.

## LAST TIME OUT

Phillip Livas tied an NCAA record and Lennon Creer ran for a career-high 252 yards as Louisiana Tech held on for a 45-38 shootout win at San Jose State Saturday evening. Livas, who had two returns for a touchdown called back at the same stadium two years ago, ran back a punt 88-yards for a touchdown for his eighth career return for a score, tying a mark set by five other players most recently Clemson's C.J. Spiller (2006-09). Meanwhile Creer was the workhorse of the Louisiana Tech (5-6, 4-3 WAC) offense, becoming the first LA Tech player since Ryan Moats in 2004 to rush for over 200 yards in a game. With the win, Tech guaranteed a .500 finish or better in conference play for the third time in four years.

## BIG EASY BOUND IF TECH WINS

If Louisiana Tech wins against No. 14 Nevada on Saturday, not only will the Bulldogs get one of the bigger wins in program history but it will clinch bowl eligibility status for Tech. With a 6-6 record, bowl officials have indicated that the New Orleans Bowl would issue an invitation for Tech to face a Sun Belt opponent on Dec. 18. There probably couldn't be a more fitting bowl bid out there for LA Tech with the Lady Techsters basketball team playing at Tulane in New Orleans on Dec. 17 and at LSU in Baton Rouge on Dec. 19.

With a win, the Bulldogs would become bowl eligible for the fifth time in 10 years and it would mark the sixth time that Tech would record a .500 record or greater in conference play over the last 10 years. **(See bowl history on p. 11)**

## NOT JUST A ONE MAN WOLF PACK

While many people talk about the dual threat that is Nevada QB Colin Kaepernick, he is most assuredly not the only offensive weapon in Nevada's arsenal. *cont. on Page 4*

## 2010 LOUISIANA TECH SCHEDULE/RESULTS

Date	Opponent	Result/Time	TV	Attendance
Sept. 4	vs. Grambling%	W, 20-6	-	34,762
Sept. 11	at Texas A&M	L, 48-16	-	77,579
Sept. 18	Navy	L, 37-23	ESPN3.com	23,122
Sept. 25	Southern Miss	L, 13-12	ESPN3.com	22,344
Oct. 2	at Hawai'i*	L, 21-41	K5 (Hawai'i Only)	29,469
Oct. 9	Utah State*	W, 24-6	ERT, CST	16,073
Oct. 16	Idaho*	W, 48-35	ERT, CST	19,750
Oct. 26	at #2 Boise State*	L, 49-20	ESPN2	32,026
Nov. 6	Fresno State*	L, 40-34	WSN	17,057
Nov. 13	at New Mexico State*	W, 41-20	ERT, CST^	12,486
Nov. 27	at San Jose State*	W, 45-38	-	8,467
Dec. 4	#14 Nevada*	2 p.m.	WSN	-

All Times Central. Games without TV designation are subject to change. ERT - denotes ESPN Regional broadcast. CST - denotes Cox Sports TV broadcast. WSN - denotes WAC Sports Network. \* - denotes Western Athletic Conference game. % - denotes Port City Classic in Shreveport, La. ^ - denotes tape delay broadcast

## WHO TO CONTACT

LOUISIANA TECH MEDIA RELATIONS  
(318) 257-3144  
(318) 257-3757 (FAX)

### PRIMARY FOOTBALL CONTACT

**PATRICK T. WALSH**  
Associate Director  
of Media Relations  
(318) 257-5305 (o)  
(318) 514-9203 (c)  
pwalsh@latech.edu



Contact for:  
Interviews  
Photos  
Information and Data  
Statistics

### SECONDARY FOOTBALL CONTACT

**MALCOLM BUTLER**  
Associate AD for  
Media Relations  
(318) 257-3145 (o)  
(318) 614-4513 (c)  
mbutler@latech.edu



Contact for:  
Credentials

**Social Media**  
Louisiana Tech fans can access the most in-depth information regarding all the University's programs through social media opportunities available online.

**Twitter** – Members of the Louisiana Tech media relations department will be tweeting throughout the year with the latest news and in-game score updates. To follow them, simply find them on [www.twitter.com](http://www.twitter.com).  
**LATechMButler** – football, women's basketball, softball, men's golf and more  
**LATechPWalsh** – football, men's and women's cross country, indoor track and outdoor track

**CoverItLive** – Louisiana Tech will be conducting its own chat rooms during games this year for football. Tech fans can join in the chat throughout the in-game action for the majority of the contests for these sports. Simply log onto [LATechSports.com](http://LATechSports.com) 30 minutes prior to the start of the contests and click on the CoverItLive icon.

# LA TECH MEDIA SERVICES

## COLLEGEPRESSBOX.COM

CollegePressBox.com is the official media website for Western Athletic Conference and Louisiana Tech football. Access and download weekly game notes, quotes, statistics, media guides, headshots, logos and more for Louisiana Tech, the Western Athletic Conference and each of its member schools. Login information will be distributed to accredited media or you can apply for a password by sending an e-mail to [password@collegepressbox.com](mailto:password@collegepressbox.com).

## DAILY MEDIA AVAILABILITY

The following is a general weekly schedule of media availability for the Louisiana Tech football team. Members of the media are expected to adhere to these policies at all times. All interview requests should be made to Louisiana Tech Associate Director of Media Relations Patrick Walsh at least 24 hours in advance. All media availability times are subject to change. Please contact Patrick Walsh for any changes in the schedule. (Note: First year players are not available to the media unless by special request.)

**Monday:** Sonny Dykes participates in the WAC's Weekly Coaches' Teleconference at 11:46 a.m. CT. LA Tech's weekly media luncheon starts with food served at 11:30 a.m. and statements/interviews beginning around noon. A few players will also be made available. Dykes' radio show airs from 6 p.m. – 7 p.m. live from the Dawg House in Ruston. **Practice is CLOSED.**

**Tuesday:** Coaches and players are available following practice.

**Wednesday:** Coaches and players are available following practice.

**Thursday, Friday and Sunday:** No availability. **Practice is CLOSED.**

**Saturday:** Post-game availability only. Members of the LA Tech Athletics Media Relations Staff will escort media representatives to the media room with five minutes remaining in the game. The Louisiana Tech locker room, home or away, is closed to the media at all times. Post-game interview requests should be submitted to Patrick Walsh before the five minute mark in the fourth quarter.

For games in Ruston, all Louisiana Tech post-game press conference will be held in the Jarrell Room located in the Charles Wylie Athletic Center after each game following a 10-minute cooling off period. No interviews will be allowed on the field with players and/or coaches immediately following games. Coach Dykes and selected Louisiana Tech players will be available in the press conference following games. Opposing coaches will be available outside the visiting locker room following a 10-minute cooling off period.

## WAC Football Coaches' Teleconference

The WAC will hold a weekly football coaches' teleconference every Monday beginning August 30 and running through November 29. The teleconference will begin at 11:30 a.m. (CT). The coaches will be available for a seven-minute time period to preview the upcoming opponent and answer questions from the media. The schedule for the teleconference is as follows (times listed are Central):

- 11:30 Dave Chaffin, WAC (10:30 MT)
- 11:32 Mike MacIntyre, San Jose State (9:32 PT)
- 11:39 Greg McMackin, Hawai'i (6:39 HT)
- 11:46 SONNY DYKES, LOUISIANA TECH**
- 11:53 DeWayne Walker, New Mexico State (10:53 MT)
- 12:00 Gary Andersen, Utah State (11:00 MT)
- 12:07 Robb Akey, Idaho (10:07 PT)
- 12:14 Chris Ault, Nevada (10:14 PT)
- 12:21 Chris Petersen, Boise State (11:21 MT)
- 12:28 Pat Hill, Fresno State (10:28 PT)
- 12:35 Karl Benson, WAC Commissioner (11:35 MT)

Each coach will make general comments relative to the most recent game and/or the upcoming opponent, and then media members will be able to ask questions. In addition, the WAC Players of the Week will be announced along with any pertinent information or special announcements. WAC Commissioner Karl Benson will also be available at the end of most calls.

The number to call to participate is (877) 812-1320. Identify yourself and your outlet to the operator and inform the individual you wish to participate in the WAC Football Coaches Teleconference. A replay of the teleconference will be made available on the WAC's website by following the Media Center link.

## LA TECH SCHEDULE THIS WEEK

MONDAY 29	TUESDAY 31	WEDNESDAY 1	THURSDAY 2	FRIDAY 3	SATURDAY 4	SUNDAY 28
<b>11:46 AM</b> WAC Teleconference  <b>11:30 AM</b> Press Conference  <b>CLOSED PRACTICE</b> No availability  <b>6:00 PM</b> Inside Bulldog Football with Sonny Dykes	<b>4:00 PM</b> Practice <i>Players &amp; coaches available after practice</i>	<b>4:00 PM</b> Practice <i>Players &amp; coaches available after practice</i>	<b>CLOSED PRACTICE</b> No availability	<b>TRAVEL DAY</b> No availability	<b>2 PM</b> LA Tech vs. #14 Nevada  <b>POST GAME</b> Coach Dykes is available following the game in the media room. Players will immediately follow.	<b>CLOSED PRACTICE</b> No availability

# LOUISIANA TECH VS. #14 NEVADA: TEAM COMPARISONS

## LOUISIANA TECH

Team Statistics	LA TECH	OPP
Points/Game	27.6	30.3
First Downs	234	252
Rushing Yds/Game	177.0	154.8
Passing Yds/Game	221.7	302.1
Total Offense/Game	398.7	456.9
Fumbles - Lost	26 - 13	20 - 11
Pen. - Yds/Game	54 - 43.4	65 - 51.8
Time of Possession/Game	27:19	32:41

## INDIVIDUAL LEADERS

Rushing	Att	Net	Avg	TD	YPG
L. Creer	194	1,132	5.8	10	102.9
R. Holley	42	182	4.3	2	16.5

Passing	C-A-I	Pct.	TD	YPG
R. Jenkins	158-251-6	62.9	11	157.2
C. Cameron	54-91-5	59.3	1	92.2
T. Hakmi	32-54-4	59.3	2	118.3

Receiving	Rec	Yds	Avg	TD	YPG
T. Ikharo	46	445	9.7	4	40.5
R. Casey	42	432	10.3	3	39.3

Defense	U-A-TT	TFL	INT	FF-FR
J. Dudley	38-45-83	2.0-6	0-0	1-0
A. Cole	26-54-80	4.5-9	0-0	1-0

## NEVADA

Team Statistics	UNR	OPP
Points/Game	43.2	22.5
First Downs	322	238
Rushing Yds/Game	301.4	126.3
Passing Yds/Game	235.5	258.1
Total Offense/Game	536.9	384.4
Fumbles - Lost	23 - 8	21 - 12
Pen. - Yds/Game	63 - 49.9	63 - 48.4
Time of Possession/Game	32:08	27:47

## INDIVIDUAL LEADERS

Rushing	Att	Net	Avg	TD	YPG
V. Tava	233	1,372	5.9	17	124.7
C. Kaepernick	144	1,029	7.1	17	85.8

Passing	C-A-I	Pct.	TD	YPG
C. Kaepernick	200-309-7	64.7	20	222.6
T. Lantrip	8-13-0	61.5	1	25.8

Receiving	Rec	Yds	Avg	TD	YPG
R. Matthews	48	788	16.4	4	65.7
B. Wimberly	36	424	11.8	0	35.3

Defense	U-A-TT	TFL	INT	FF-FR
J.M. Johnson	44-36-80	8.0-28	0-0	3-1
K. Grimes	43-27-70	4.5-20	0-0	0-0



## NCAA TEAM RANKINGS

Category	LA TECH	UNR
Rushing Offense	36	4
Passing Offense	60	47
Total Offense	47	3
Scoring Offense	57	6
Rushing Defense	66	26
Pass Efficiency Defense	99	50
Total Defense	114	71
Scoring Defense	85	39
Net Punting	62	33
Punt Returns	14	56
Kickoff Returns	33	7-40
Turnover Margin	89	26
Pass Defense	117	108
Passing Efficiency	93	16
Sacks	51	17
Tackles For Loss	77	42
Sacks Allowed	40	10

## THE LAST TIME

Oct. 9, 2009 ► Nevada 37, Louisiana Tech 14 ► Mackay Stadium (11,975) ► Reno, Nev.

	<b>LOUISIANA TECH</b>	<b>14</b>
	<b>NEVADA</b>	<b>37</b>

RENO, Nev. - Colin Kaepernick threw for three touchdowns and ran for two more scores to lead Nevada to a 37-14 win over Louisiana Tech Friday night at Mackay Stadium.

For the third time in their three losses this year, the Bulldogs (2-3, 1-1 WAC) scored a touchdown on their opening possession of the game as senior running back Daniel Porter scored on a 15-yard run with 14:16 to play in the first quarter.

Score by Quarters	1	2	3	4	OT	Score	Records
Louisiana Tech	7	0	7	0	-	14	(2-3, 1-1 WAC)
Nevada	14	3	13	7	-	37	(2-3, 1-0 WAC)

## Scoring Summary

1st	14:16	TECH	Porter, Daniel 15 yd run	(Nelson, Matt kick)	2-15	0:44	7-0
	04:34	NEV	Puloka Jr., T. 3 yd pass from Kaepernick, C.	(Drake, Ricky kick)	14-76	6:35	7-7
	00:29	NEV	Kaepernick, C. 5 yd run	(Drake, Ricky kick)	6-79	2:30	7-14
2nd	10:22	NEV	Drake, Ricky 40 yd field goal	-	8-35	3:25	7-17
3rd	10:15	NEV	Wimberly, B. 24 yd pass from Kaepernick, C.	(Drake, Ricky kick failed)	9-80	4:45	7-23
	09:56	TECH	Porter, Daniel 64 yd run	(Nelson, Matt kick)	2-64	0:17	14-23
	01:57	NEV	Kaepernick, C. 67 yd run	(Drake, Ricky kick)	1-67	0:10	14-30
4th	14:49	NEV	Green, Virgil 3 yd pass from Kaepernick, C.	(Drake, Ricky kick)	1-3	0:04	14-37

**RUSHING:** Louisiana Tech-Porter, Daniel 11-99; Compton, Myke 11-48; Tyrone Duplessis 5-0; Jenkins, Ross 5-minus 20. Nevada-Tava, Vai 17-107; Kaepernick, C. 12-89; Lippincott, L. 12-57; Wellington, C. 1-47; Randall, C. 2-20; Ball, Mike 3-17; Mark, Lampford 2-10; Lantrip, Tyler 2-minus 2.

	TECH	NEV
FIRST DOWNS	10	25
RUSHES-YARDS (NET)	32-127	51-345
PASSING YDS (NET)	129	166
Passes Att-Comp-Int	17-8-1	22-15-0
TOTAL OFFENSE PLAYS-YARDS	49-256	73-511
Fumble Returns-Yards	0-0	0-0
Punt Returns-Yards	1-3	4-33
Kickoff Returns-Yards	6-150	2-43
Interception Returns-Yards	0-0	1-0
Punts (Number-Avg)	6-37.8	4-33.8
Fumbles-Lost	0-0	0-0
Penalties-Yards	7-42	7-60
Possession Time	23:56	36:04
Third-Down Conversions	4 of 12	8 of 14
Fourth-Down Conversions	0 of 1	0 of 0
Red-Zone Scores-Chances	1-1	4-5
Sacks By: Number-Yards	1-16	3-22

son, Ryan 1-2; Grimes, Kevin 1-2; Madonick, Zack 0-3; Wood, Ahmad 1-1; Agaiva, Nate 0-2; Team 1-0; Bayne, Cameron 1-0; Thompson, A. 0-1; Silva-Purcell, J. 0-1; Burnett, Kaelin 0-1.

**PASSING:** Louisiana Tech-Jenkins, Ross 8-17-1-129. Nevada-Kaepernick, C. 15-21-0-166; Lantrip, Tyler 0-1-0-0.

**RECEIVING:** Louisiana Tech-Mitchell, Dustin 2-21; Williams, Cruz 1-41; Stuart, R.P. 1-31; Compton, Myke 1-27; Porter, Daniel 1-8; Linwood, Adrian 1-3; Livas, Phillip 1-minus 2. Nevada-Wimberly, B. 5-73; Session, Tray 3-27; Wellington, C. 2-34; Green, Virgil 2-19; Lippincott, L. 1-14; Puloka Jr., T. 1-3; Tava, Vai 1-minus 4.

**INTERCEPTIONS:** Louisiana Tech-None. Nevada-Frey, Isaiah 1-0.

**FUMBLES:** Louisiana Tech-None. Nevada-None.

**SACKS (UA-A):** Louisiana Tech-Cole, Adrien 1-0. Nevada-Basped, Kevin 1-1; Moch, Dontay 1-0; Burnett, Kaelin 0-1.

**TACKLES (UA-A):** Louisiana Tech-Boyd, Chad 4-6; Cole, Adrien 3-7; Baker, Antonio 5-2; Faust, Dominique 0-7; Young, Deon 5-1; Carter, Terry 4-2; Hitt, Mason 0-6; Smith, D'Anthony 2-3; White, Brian 2-3; Randle, Ramone 1-4; Broha, Matt 2-2; Dudley, Jay 2-1; Calais, Tank 2-1; Rust, Dusty 1-2; Jordan, Kwame 1-1; Logan, Adrian 1-1; Kiamni Washington 1-0; Mitchell, Dustin 1-0; Graham, Thomas 0-1; Harper, Eric 0-1; Compton, Myke 0-1. Nevada-Amaya, Jonathon 4-4; Basped, Kevin 1-5; Bethea, Mike 1-5; Harvey, Mo 2-2; Johnson, J.M. 1-3; Marshall, B. 3-0; Roy, Brett 3-0; Easter, Joe 2-1; Frey, Isaiah 2-1; Moch, Dontay 1-2; Coul-

## RECORD BREAKDOWN

Below are the records and streaks for Louisiana Tech

	2010	Streak	Under Dykes
Overall	5-6	W2	5-6
Home	2-3	L1	2-3
Road	2-3	W2	2-3
Neutral	1-0	W2	1-0
WAC	4-3	W2	4-3
WAC Home	2-1	L1	2-1
WAC Road	2-2	W2	2-2

## SERIES NOTES

- Louisiana Tech and Nevada meet for the 12th time on the gridiron Saturday.
- Nevada has won the last five meetings in the series.
- Tech's last win came in 2004 at home with a 38-21 win over the Wolf Pack.
- Three of the last five games in Ruston have been decided by less than four points.

## SERIES BUSINESS

Series Record	Nevada, 6-4
At Ruston, La.	Nevada, 3-2
At Reno, Nevada	Nevada, 3-2
At Neutral Sites	---
Most LA Tech Points	50 (Tech 50-47, 2005)
Most Nevada Points	49 (2x, last: Nev. 49-10, 2007)
Most Combined Points	97 (Tech 50-47, 2002)
Biggest LA Tech Win	17 (Tech 38-21, 2004)
Biggest Nevada Win	42 (Nevada 42-0, 2006)
Current Streak	Nevada, 5

## GAME-BY-GAME BREAKDOWN

Year	Date	Site	Score	Winner
1995	10.21	Ruston, La.	49-45	Nevada
2001	10.13	Reno, Nev.	45-42	LA Tech
2002	10.26	Ruston, La.	50-47	LA Tech
2003	10.25	Reno, Nev.	42-34	LA Tech
2004	09.06	Ruston, La.	38-21	LA Tech
2005	10.15	Reno, Nev.	47-27	Nevada
2006	11.18	Ruston, La.	42-0	Nevada
2007	12.1	Reno, Nev.	49-10	Nevada
2008	11.29	Ruston, La.	35-31	Nevada
2009	10.09	Reno, Nev.	37-14	Nevada



# Lennon CREER #5

- Lennon Creer is currently ranked 18th in the nation in rushing, averaging 102.91 rushing yards per game.
- Lennon Creer is currently ranked 49th in the nation in all-purpose yards with an average of 118.82 per game.
- Creer's 252 yards rushing at San Jose State marked the most by any Tech player in a single game since Ryan Moats in 2004.
- Over a recent three-game stretch, Creer was ranked fifth among all of the Doak Walker Award candidates with 448 yards rushing.
- Over a recent three-game stretch, Creer was ranked tied for second among all of the Doak Walker Award candidates with six rushing touchdowns.
- Over a recent three-game stretch, Creer was fourth among all of the Doak Walker Award candidates with 489 total offensive yards.
- Creer has posted over 100 yards rushing in three of his last four games: 120 vs. Utah State, 179 vs. Idaho, 149 vs. Boise State.
- Despite Boise State being ranked No. 1 in the nation in rushing defense and No. 1 in the nation in total defense, Creer still ran for 149 yards and two touchdowns on 35 carries, averaging 4.3 yards per carry. Boise State had been only allowing opponents to gain 1.8 yards per carry and 59.3 yards per game.
- Creer's 149 yards of rushing is more than any single Boise opponent as recorded against the Broncos this season.
- Creer also added 41 yards receiving on three catches.
- Creer's 149 yards of rushing is the most of any single player to record on Boise State since Nov. 27, 2009 when Nevada's Vai Taua ran for 160 yards and one touchdown.
- Of the four Doak Walker Award candidates to face Boise State this year (including Creer), Creer posted 103 more rushing yards than any other single running back and 47 more rushing yards than the other three running backs combined (Darren Evans, Virginia Tech; Jacquizz Rogers, Oregon State; Ryan Williams, Virginia Tech)
- Lennon Creer's 179 rushing yards against Idaho on Oct. 16 ranked him 10th in the nation in rushing that weekend.
- Caught a career-high six passes against Fresno State for 41 yards

### Career Highs

Points scored:	18, at San Jose State, Nov 27, 2010
Touchdowns:	3, at San Jose State, Nov 27, 2010
Rush attempts:	35, at Boise State, 10/26/10
Rush yards:	252, at San Jose State, Nov 27, 2010 (30 carries)
Rush TDs:	3, at San Jose State, Nov 27, 2010
Long rush:	66, at San Jose State, Nov 27, 2010
Receptions:	6, Fresno State, Nov 06, 2010
Receiving yards:	41, at Boise State, 10/26/10 (3 receptions); Fresno State, Nov 06, 2010 (6 receptions)
Long reception:	26, at Boise State, 10/26/10
Total offense attempts:	35, at Boise State, 10/26/10 (35 rush, 0 pass)
Total offense yards:	252, at San Jose State, Nov 27, 2010 (252 rush, 0 pass)
All-purpose yards:	277, at San Jose State, Nov 27, 2010

**2010:** Made his Louisiana Tech debut against Grambling (9/4) with 17 carries for 69 yards and three catches for 18 yards ... Ran the ball seven times at Texas A&M (9/11) for 31 yards ... Recorded 90 yards rushing on 13 carries against Navy (9/18) with one catch for nine yards ... Ran the ball five times for 22 yards in a 13-12 loss to Southern Miss (9/25) ... Ran the ball 12 times for 57 yards at Hawai'i (10/2) while making two catches for 39 yards with one of those being a lateral at the end of the first half for 36 yards ... Had a breakout day against Utah State (10/9), running the ball 18 times for 120 yards and two touchdowns ... Was 10th in the nation the following weekend with 179 rushing yards against Idaho (10/16) with two touchdowns on 23 carries ... Surprised the nation's top-ranked defense and top-ranked rushing defense with 149 rushing yards on 35 carries and two touchdowns at No. 2 Boise State (10/26) while also catching three passes for a career-high 41 yards including a career-long 26-yard reception Creer's 149 rushing yards against the second-ranked Broncos are more than any single team has recorded against Boise State this year... Ran the ball 17 times for 56 yards and catching a career-high six receptions for 41 yards against Fresno State (11/06) ... Recorded his fourth career 100-yard rushing game at New Mexico State (11/13) with 107 yards rushing on 17 carries and a touchdown as he helped Tech end a 10-game road losing streak ... Carried the ball 30 times for a career-best 252 yards and three touchdowns at San Jose State (11/27), recording the fourth-most rushing yards by any player in the nation that week and the sixth-most in a single game in Tech history, pushing himself over 1,000 yards for the season ...

### Creer's 2010 Game-by-Game Stats

Date	Opponent	Rush	Yds	TD	Lg	Rec.	Yds	TD	Lg
Sept 4	vs. Grambling	17	69	0	37	3	18	0	11
Sept 11	at Texas A&M	7	31	0	12	1	1	0	1
Sept 18	NAVY	13	90	0	36	1	9	0	9
Sep 25	SOUTHERN MISS	5	22	0	13	1	-3	0	0
Oct 2	at Hawai'i	12	57	0	11	2	39	0	3
Oct 9	UTAH STATE	18	120	2	15	1	0	0	0
Oct 16	IDAHO	23	179	2	35	1	0	0	0
Oct 26	at #2 Boise State	35	149	2	25	3	41	0	26
Nov 6	FRESNO STATE	17	56	0	24	6	41	0	9
Nov 13	at New Mexico St.	17	107	1	34	1	4	0	4
Nov 27	at San Jose State	30	252	3	66	3	25	0	15
<b>TOTALS</b>		<b>194</b>	<b>1,132</b>	<b>10</b>	<b>66</b>	<b>23</b>	<b>175</b>	<b>0</b>	<b>26</b>

# Matt BROHA #91



ABOUT MATT BROHA

- Ranked 27th in the nation in sacks, averaging 0.70 sacks per game
- Ranked 43rd in the nation in tackles for a loss, averaging 1.20 per game
- Has recorded a sack in four of his last six games
- Has recorded a tackle for a loss in nine of his team's 10 games this season
- Recorded a solo sack for a loss of 13 yards against Heisman Trophy candidate Kellen Moore at No. 2 Boise State, only the second sack Moore has suffered this season
- Has averaged 8.3 yards lost per sack over the last three games
- Has forced two fumbles on the year, one at Hawai'i (Oct. 2) and one against Grambling State (Sept. 4)
- Matched a career-high six total tackles against Fresno State (Nov. 6)
- Caught one pass at Hawai'i on a fake punt for an eight-yard gain and a successful fourth down conversion
- Ran the ball once against Fresno State (Nov. 6) for a six-yard gain
- Recovered one fumble against Southern Miss (Sept. 25)

2010: Registered five tackles against Grambling (9/4) with three solo, two assisted, two sacks for a loss of 10 yards and one forced fumble ... Made three tackles at Texas A&M (9/11) with 1.5 sacks for a loss of eight yards ... Registered five total tackles against Navy (9/18) with two solo tackles for a loss of four yards ... Registered four tackles against Southern Miss (9/25), one solo and three assisted, while being credited with one pass break-up ... Made three solo tackles at Hawai'i (10/2) with one being a sack for a loss of three yards leaving him one sack shy of Tech's all-time top-10 list, recording one forced fumble and one quarterback hurry against the Warriors ... Also at Hawai'i (10/2), caught a pass from Ryan Allen on a fake punt play for a gain of eight yards and a first down ... Recorded four tackles - three solo - against Utah State (10/9) while recording two tackles for a loss of 11 yards, including one sack for a loss of seven yards that tied him for ninth all-time at Louisiana Tech in career sacks ... Made two solo tackles at No. 2 Boise State (10/26) with one of them coming as a sack on

RECEIVING	g	rec	yards	td	long	rec/g	avg/c	avg/g
2007	1	0	0	0	0	0.0	0.0	0.0
2008	13	0	0	0	0	0.0	0.0	0.0
2009	12	0	0	0	0	0.0	0.0	0.0
2010	10	1	8	0	8	0.1	8.0	0.8
TOTAL	36	1	8	0	8	0.0	8.0	0.2

INTERCEPTIONS	g	no.	yards	td	long	avg/r	avg/g
2007	1	0	0	0	0	0.0	0.0
2008	13	1	40	1	40	40.0	3.1
2009	12	0	0	0	0	0.0	0.0
2010	10	0	0	0	0	0.0	0.0
TOTAL	36	1	40	1	40	40.0	1.1

ALL PURPOSE	g	rush	rcv	pr	kr	ir	total
2007	1	0	0	0	0	0	0
2008	13	0	0	0	0	40	40
2009	12	0	0	0	0	0	0
2010	10	6	8	0	0	0	14
TOTAL	36	6	8	0	0	40	54

**Career Highs**

Points scored: 6, Utah State, Nov 15, 2008  
 Touchdowns: 1, Utah State, Nov 15, 2008  
 Rush attempts: 1, Fresno State, Nov 06, 2010  
 Rush yards: 6, Fresno State, Nov 06, 2010 (1 carries)  
 Long rush: 6, Fresno State, Nov 06, 2010  
 Receptions: 1, at Hawai'i, Oct 02, 2010  
 Receiving yards: 8, at Hawai'i, Oct 02, 2010 (1 reception)  
 Long reception: 8, at Hawai'i, Oct 02, 2010  
 Total offense attempts: 1, Fresno State, Nov 06, 2010 (1 rush,0 pass)  
 Total offense yards: 6, Fresno State, Nov 06, 2010 (6 rush,0 pass)  
 All-purpose yards: 40, Utah State, Nov 15, 2008  
 Interceptions: 1, Utah State, Nov 15, 2008  
 Long interception return: 40, Utah State, Nov 15, 2008  
 Tackles: 6, San Jose State, Dec 05, 2009 (3-3);  
 at Fresno State, Nov 21, 2009 (5-1); Fresno State, Nov 06, 2010 (4-2)  
 Sacks: 2.0, San Jose State, Dec 05, 2009 (2-0); vs Grambling St., Sep 04, 2010 (2-0)  
 Tackles for loss: 2.0, 5 times  
 Fumbles forced: 1, San Jose State, Dec 05, 2009 ;  
 at Hawai'i, Oct 02, 2010 ; vs Grambling St., Sep 04, 2010  
 Fumbles recovered: 1, at Auburn, Sept 5, 2009 ; Southern Miss, Sep 25, 2010  
 Pass breakups: 1, 6 times

Heisman Trophy candidate Kellen Moore for a loss of 13 yards ... Recorded six total tackles against Fresno State (11/6), matching a career-high he originally set against Fresno State in 2009 ... Both of his assisted tackles at New Mexico State (11/13) came for a loss of four total yards ... Recorded five total tackles and one sack for a loss of seven yards at San Jose State (11/27) ...

**Broha's 2010 Game-by-Game Stats**

Date	Opponent	Solo	Ast	Total	TFL-Yds	Sacks	FF	FR-Yds	Int-Yds	QBH	Brk
Sep 04	vs Grambling St.	3	2	5	2.0-10	2.0-10	1	0-0	0-0	0	0
Sep 11	at Texas A&M	1	2	3	1.5-8	1.5-8	0	0-0	0-0	0	0
Sep 18	NAVY	2	3	5	2.0-4	0.0-0	0	0-0	0-0	0	0
Sep 25	SOUTHERN MISS	1	3	4	0.0-0	0.0-0	0	1-0	0-0	0	1
Oct 02	at Hawai'i	3	0	3	1.0-3	1.0-3	1	0-0	0-0	1	0
Oct 09	UTAH STATE	3	1	4	2.0-11	1.0-7	0	0-0	0-0	0	0
Oct 16	IDAHO	0	1	1	0.5-5	0.5-5	0	0-0	0-0	0	0
Oct 26	at #2 Boise State	2	0	2	1.0-13	1.0-13	0	0-0	0-0	0	0
Nov 6	FRESNO STATE	4	2	6	1.0-4	0.0-0	0	0-0	0-0	1	0
Nov 13	at N.M. State	0	2	2	1.0-4	0.0-0	0	0-0	0-0	0	0
Nov 27	at San Jose State	3	2	5	1.0-7	1.0-7	0	0-0	0-0	0	0
<b>Totals</b>		<b>22</b>	<b>18</b>	<b>40</b>	<b>13.0-69</b>	<b>8.0-43</b>	<b>2</b>	<b>1-0</b>	<b>0-0</b>	<b>2</b>	<b>1</b>

**Broha's 2009 Game-by-Game Stats**

Date	Opponent	Solo	Ast	Total	TFL-Yds	Sacks	FF	FR-Yds	Int-Yds	QBH	Brk
Sep 5	at Auburn	1	1	2	0.0-0	0.0-0	0	1-0	0-0	0	0
Sep 12	at Navy	2	1	3	1.0-1	0.0-0	0	0-0	0-0	0	0
Sep 19	NICHOLLS STATE	0	1	1	0.0-0	0.0-0	0	0-0	0-0	0	0
Sep 30	HAWAI'I	1	0	1	1.0-8	1.0-8	0	0-0	0-0	0	1
Oct 09	at Nevada	2	2	4	0.0-0	0.0-0	0	0-0	0-0	0	0
Oct 17	N.M. STATE	1	2	3	0.0-0	0.0-0	0	0-0	0-0	0	0
Oct 24	at Utah State	0	2	2	0.0-0	0.0-0	0	0-0	0-0	1	0
Oct 31	at Idaho	1	1	2	1.0-7	1.0-7	0	0-0	0-0	1	1
Nov 06	BOISE STATE	0	2	2	0.0-0	0.0-0	0	0-0	0-0	0	0
Nov 14	at LSU	2	2	4	0.0-0	0.0-0	0	0-0	0-0	0	0
Nov 21	at Fresno State	5	1	6	0.0-0	0.0-0	0	0-0	0-0	0	0
Dec 05	SAN JOSE STATE	3	3	6	2.0-23	2.0-23	1	0-0	0-0	0	0
<b>Totals</b>		<b>18</b>	<b>18</b>	<b>36</b>	<b>5.0-39</b>	<b>4.0-38</b>	<b>1</b>	<b>1-0</b>	<b>0-0</b>	<b>2</b>	<b>2</b>

**Broha's 2008 Game-by-Game Stats**

Date	Opponent	Solo	Ast	Total	TFL-Yds	Sacks	FF	FR-Yds	Int-Yds	QBH	Brk
Aug 30	MISS. STATE	0	1	1	0.0-0	0.0-0	0	0-0	0-0	0	0
Sep 06	at Kansas	0	0	0	0.0-0	0.0-0	0	0-0	0-0	0	0
Sep 20	SE LOUISIANA	0	2	2	0.0-0	0.0-0	0	0-0	0-0	0	1
Oct 01	at Boise State	0	2	2	0.0-0	0.0-0	0	0-0	0-0	0	0
Oct 11	at Hawai'i	3	0	3	0.0-0	0.0-0	0	0-0	0-0	1	0
Oct 18	IDAHO	1	2	3	1.0-3	1.0-3	0	0-0	0-0	0	0
Oct 25	at Army	2	0	2	2.0-2	0.0-0	0	0-0	0-0	0	0
Nov 01	FRESNO STATE	1	1	2	0.5-2	0.5-2	0	0-0	0-0	0	1
Nov 08	at San Jose State	2	1	3	0.0-0	0.0-0	0	0-0	0-0	0	1
Nov 15	UTAH STATE	2	1	3	0.0-0	0.0-0	0	0-0	1-40	0	0
Nov 22	at N.M. State	0	0	0	0.0-0	0.0-0	0	0-0	0-0	0	0
Nov 29	NEVADA	1	2	3	0.0-0	0.0-0	0	0-0	0-0	0	0
Dec 05	vs No. Illinois	0	3	3	0.0-0	0.0-0	0	0-0	0-0	0	0
<b>Totals</b>		<b>12</b>	<b>15</b>	<b>27</b>	<b>3.5-7</b>	<b>1.5-5</b>	<b>0</b>	<b>0-0</b>	<b>1-40</b>	<b>1</b>	<b>3</b>

**HOW TECH FARES AGAINST...**

... the Western Athletic Conference

Opponent	Record
Boise State	4-9
Fresno State	3-9
Hawai'i	2-7
Idaho	4-2
Nevada	4-5
New Mexico State	6-4
San Jose State	6-4
Utah State	5-3
<b>TOTAL</b>	<b>29-43</b>

**ON THIS DATE**

► Louisiana Tech's all-time football results in games played on Dec. 4:

**GAME-BY-GAME BREAKDOWN**

Year	Opponent	Location	Score	W/L
1937	Centenary	Ruston	7-7	T

**CLOSE CALLS**

► Louisiana Tech has had several close games since 2000. The following is a list of one-possession games (eight points or less) since the turn of the century:

**ONE-POSSESSION GAMES (16-13)**

Year	Opponent	Location	Δ	W/L
2002	Oklahoma State	Shreveport, La.	3	W
2002	SMU	Dallas, Texas	3	L
2002	Nevada	Ruston, La.	3	W
2003	Michigan State	East Lansing, Mich.	1	W
2003	Boise State	Ruston, La.	6	L
2003	UTEP	El Paso, Texas	3	L
2003	Hawai'i	Ruston, La.	3	L
2003	Nevada	Reno, Nev.	8	W
2004	UL-Lafayette	Ruston, La.	4	W
2004	Fresno State	Ruston, La.	7	W
2005	Idaho	Moscow, Idaho	3	W
2006	North Texas	Denton, Texas	3	W
2007	Hawai'i	Ruston, La.	1	L
2007	New Mexico State	Ruston, La.	1	W
2007	San Jose State	Ruston, La.	4	W
2008	Mississippi State	Ruston, La.	8	W
2008	Army	West Point, N.Y.	7	L
2008	Fresno State	Ruston, La.	3	W
2008	Utah State	Ruston, La.	7	W
2008	New Mexico St.	Las Cruces, N.M.	4	W
2008	Nevada	Ruston, La.	4	L
2008	Northern Illinois	Shreveport, La.	7	W
2009	Utah State	Logan, Utah	2	L
2009	Idaho	Moscow, Idaho	1	L
2009	LSU	Baton Rouge, La.	8	L
2009	Fresno State	Fresno, Calif.	2	L
2010	Southern Miss	Ruston, La.	1	L
2010	Fresno State	Ruston, La.	6	L
2010	San Jose State	San Jose, Calif.	7	W

RB Vai Taula is ranked seventh in the nation in rushing and 23rd in the nation among all-purpose runners. Dontay Moch is ranked tied for fifth nationally in tackles for a loss and tied for 23rd in sacks. That's not to say Kaepernick isn't dangerous; the exact opposite is true. Kaepernick, a senior much to the delight of the rest of the WAC, is ranked ninth in the nation in total offense averaging 308.33 yards per game.

**PHILLIP LIVAS TIES NCAA RECORD**

With his 88-yard punt return for a touchdown on Nov. 27, 2010 at San Jose State, Louisiana Tech return specialist Phillip Livas tied the NCAA record for career kick/punt returns for a touchdown. Livas, along with five other players, have eight total returns for a touchdown but the Houma, La. native is the only one to do so with such balance. Livas has returned four punts and four kickoffs for a touchdown while everyone else that he is tied with has either a 6:2 or 7:1 ratio.

**Most Touchdowns Scored on Kick Returns**

*Must have at least one punt return and one kickoff return*

8 - Cliff Branch, Colorado, 1970-71 (6 punts, 2 kickoffs)

8 - Johnny Rodgers, Nebraska, 1970-72 (7 punts, 1 kickoff)

8 - Derek Abney, Kentucky, 2000-03 (6 punts, 2 kickoffs)

8 - Chad Owens, Hawai'i, 2001-04 (6 punts, 2 kickoffs)

8 - C.J. Spiller, Clemson, 2006-09 (1 punt, 7 kickoffs)

**8 - PHILLIP LIVAS, LOUISIANA TECH, 2007-PRESENT (4 PUNTS, 4 KICKOFFS)**

**LENNON CREER ON FIRE AT SAN JOSE STATE**

Louisiana Tech RB Lennon Creer was on fire at San Jose State on Nov. 27, rushing for 252 yards on 30 carries and three touchdowns, averaging 8.4 yards per carry. Creer was fourth in the nation in rushing over that weekend and became the first Louisiana Tech running back to run for over 200 yards since Ryan Moats did so in 2004.

With his big day, Creer surpassed the 1,000 yard rushing mark for the season and his 1,132 rushing yards is tied for eighth in school history, matching Daniel Porter's rushing mark last season. Creer is currently ranked 18th in the nation in rushing.

**HIGH OCTANE OFFENSE SHOWING SIGNS OF IMPROVEMENT**

As Louisiana Tech enters the last week of regular season play for the 2010 season, Sonny Dykes' high octane offense is showing signs of improvement over last year's offense. Tech's total offense is ranked 47th in the nation compared with being ranked 66th last season. Of the four main offensive categories in the NCAA statistical charts (rushing offense, passing offense, total offense and scoring offense), Louisiana Tech's average national rank is No. 50 this season while last year's average national rank was 65th. As Dykes and his staff continue to recruit and the team continues to improve, look for the Bulldogs high-flying offense to continue to gather steam.

Category	2009 Rank (Actual)	2010 Rank (Actual)
Rushing Offense	37 (179.09)	36 (177.00)
Passing Offense	91 (188.45)	60 (221.73)
Total Offense	66 (367.55)	47 (398.73)
Scoring Offense	64 (26.82)	57 (27.64)
Average National Rank	65	50

**TECH ENDS DROUGHT IN CLOSE GAMES**

With Louisiana Tech's seven-point, one possession win over San Jose State on Nov. 27, Louisiana Tech ended a stretch of six consecutive losses in one possession games. The last time Louisiana Tech won in a one possession game was Tech's 2008 Independence Bowl victory over Northern Illinois (17-10). Since then, the Bulldogs had dropped six straight one possession games including a 13-12 loss to Southern Miss on Sept. 25 and a 40-34 loss to Fresno State on Nov. 6, both at Joe Aillet Stadium in Ruston.

# HOME FIELD ADVANTAGE IN THE **WAC**

## JOE AILLET IS A TOUGH PLACE TO PLAY...

It always nice to be home and Louisiana Tech has experienced recent success in the friendly confines of Joe Aillet Stadium. LA Tech has won 11 of its last 15 games at Aillet Stadium. That record ranks fifth in the league with six of the WAC's nine teams having a winning record at home in that timeframe.

## ...IT IS A COMMON THEME IN THE WAC

The fact that Louisiana Tech has had recent success at home is no aberration - six of the league's nine teams have a winning record at home since 2005 (when the current formation of the WAC fell into place). Since 2005, Louisiana Tech has the fifth-best winning percentage at home in the conference while Boise State, with an unblemished record, sits atop the league.

## HOME RECORDS IN THE WAC SINCE 2005

1. Boise State	37-0	1.000
2. Nevada	26-8	.760
3. Hawai'i	30-12	.710
4. Fresno State	22-11	.670
5. <b>LOUISIANA TECH</b>	<b>18-11</b>	<b>.621</b>
6. San Jose State	16-14	.530
7. Utah State	12-18	.400
8. Idaho	12-19	.390
8. New Mexico State	12-20	.380

## HONORING TECH'S SENIORS

Louisiana Tech will honor the team's 19 seniors on Dec. 4 prior to Tech's 2 p.m. game against No. 14 Nevada. Of the team's 19 seniors, six have already earned their undergraduate degrees from Louisiana Tech University. Among the seniors that have already graduated: Steven Ensminger, Randy Grigsby, Cudahy Harmon, Ross Jenkins, Phillip Livas and Jonathan Zeno. Other seniors to be honored include Tank Calais, Josh Victorian, Tym Toussaint, Olajuwon Paige, Myke Compton, Roosevelt Falls, Corbin Best, Jared Miles, Chris Tusch, Rob McGill, Mason Hitt, Ramone Randle and George Thomas.

## TECH ADDS TO ITS ALUMNI RANKS

Since Louisiana Tech is on the quarter system, two student-athletes were able to graduate and participate in commencement during Louisiana Tech's bye week on Nov. 20.

WR Phillip Livas and DB Drexel Perkins both went through commencement on Nov. 20 giving Tech seven graduates on its active roster. That ranks tied for seventh in the nation along with Marshall, MEmphis, Northwestern and 2010 opponent Texas A&M.

## SCHOOLS WITH MOST GRADUATES ON ACTIVE ROSTER\* (2010)

### SCHOOL (CONFERENCE) GRADUATES

1. Boston College (ACC) 14
2. Auburn (SEC) 11
3. Tennessee (SEC) 9
4. Kansas State (Big 12) 8
- UCF (C-USA) 8
- Virginia Tech (ACC) 8
7. **LOUISIANA TECH (WAC) 7**
- Marshall (C-USA) 7
- Memphis (C-USA) 7
- Northwestern (Big Ten) 7
- Texas A&M (Big 12) 7
12. Baylor (Big 12) 6
- Clemson (ACC) 6
- East Carolina (C-USA) 6
- Fresno State (ACC) 6
- Georgia Tech (ACC) 6
- Nebraska (Big 12) 6
- Virginia (ACC) 6

\* TCU, Arkansas State and Louisiana-Lafayette have five graduates each

## PHILLIP LIVAS SURPASSES 2,000 KICK RETURN YARDS, APPROACHES WAC RECORD

With Phillip Livas' 186 kickoff return yardage at Texas A&M on Sept. 11, he became the first Louisiana Tech player to surpass 2,000 kickoff return yards in school history. Livas is now approaching the Western Athletic Conference record of 2,782 kickoff return yards, currently held by UTEP's Cedric Johnson (1993-96). Livas has 2,596 kickoff

## STARTING STRONG

A look at the average starting line of scrimmage for Louisiana Tech and Tech opponents during the 2010 season

Game	Result	LA Tech	Opp.
1	W	Tech36	GSU26
2	L	Tech36	A&M30
3	L	Tech23	Navy24
4	L	Tech23	SoMiss31
5	L	Tech31	UH33
6	W	Tech30	USU20
7	W	Tech35	Idaho27
8	L	Tech34	Boise37
9	L	Tech38	Fresno33
10	W	Tech40	NMSU23
11	W	Tech33	SJSU32
12			

## DRIVE SUMMARY

A look at the starting drive summary for LA Tech and opponents for the 2010 season.

Obtained	LA Tech		Opponents	
	#	Avg	#	Avg
Kickoff	68	32.6	62	28.8
Punt	58	31.0	56	25.7
Field goal	7	26.1	4	24.0
Fumble	11	54.9	13	42.2
Interception	12	42.9	15	47.6
Downs	3	60.0	11	29.4
All drives	159	34.6	161	30.5

## TECH COACHING STAFF

Sonny Dykes	Head Coach
*Kevin Curtis	Cornerbacks
Stan Eggen	Defensive Line
*Tony Franklin	OC/Quarterbacks
Pierre Ingram	Running Backs
Ed Jackson	Character Education
Jeff Koonz	Linebackers
Rob Likens	Asst. Head Coach/Wide Recivers
Pete Perot	Offensive Line
Tommy Spangler	DC/Safeties
Mark Tommerdahl	Inside Recivers/Sp. Teams
*Zach Yenser	GA (Offense)
Schirra Fields	GA (Defense)
Damon Harrington	Strength & Conditioning
Jacob Peeler	Intern/Strength & Conditioning
Thomas Graham	Intern/Strength & Conditioning
*Chris Vaszily	Intern/Strength & Conditioning

\* - denotes coach located in Press Box/Coaches Booth

## WAC PRESEASON POLLS

## PRESEASON COACHES' POLL

Team	Points
1. Boise State (8)	64
2. Nevada (1)	55
3. Fresno State	50
4. Utah State	37
5. Hawai'i	36
6. Idaho	33
7. LOUISIANA TECH	26
8. New Mexico State	14
9. San Jose State	9

## PRESEASON MEDIA POLL

Team	Points
1. Boise State (42)	386
2. Nevada (1)	333
3. Fresno State	300
4. Idaho	207
5. LOUISIANA TECH	200
6. Utah State	196
7. Hawai'i	166
8. New Mexico State	81
9. San Jose State	66

## WAC ACCOLADES

## Offensive Player of the Week

Week 1: Kellen Moore, Boise State  
 Week 2: Bryant Moniz, Hawai'i  
 Week 3: Colin Kaepernick, Nevada  
 Week 4: Kellen Moore, Boise State  
 Week 5: Kealoha Pilares, Hawai'i  
 Week 6: Vai Taua, Nevada  
**Week 7: Ross Jenkins, Louisiana Tech**  
 Week 8: Alex Green, Hawai'i  
 Week 9: Bryan Moniz, Hawai'i  
 Week 10: Kellen Moore, Boise State  
 Week 11: Colin Kaepernick, Nevada  
 Week 12:

## Defensive Player of the Week

Week 1: Logan Harrell, Fresno State  
 Week 2: James-Michael Johnson, Nevada  
 Week 3: Aaron Lavarias, Idaho  
 Week 4: James-Michael Johnson, Nevada  
 Week 5: Robert Siavii, Idaho  
 Week 6: Donte Savage, N.M. State  
 Week 7: Corey Paredes, Hawai'i  
 Week 8: Corey Paredes, Hawai'i  
 Week 9: Mana Silva, Hawai'i  
 Week 10: Bobby Wagner, Utah State  
**Week 11: Javontay Crowe, LA Tech**  
 Week 12:

## Special Teams Player of the Week

Week 1: Kyle Brotzman, Boise State  
 Week 2: Anthony Martinez, Nevada  
 Week 3: Trey Farquhar, Idaho  
**Week 4: Rufus Porter, Louisiana Tech**  
 Week 5: Shawn Plummer, Fresno State  
 Week 6: Tyler Stampler, N.M. State  
 Week 7: Chris Potter, Boise State  
 Week 8: Kevin Goessling, Fresno State  
 Week 9: Stampler, New Mexico State  
**Week 10: Phillip Livas, Louisiana Tech**  
 Week 11: Chris Potter, Boise State  
 Week 12:

return yards entering this week's game.

## PLAYING FOR A BOWL BERTH

With a 5-6 overall record entering the final regular season game of 2010, Louisiana Tech is looking for more than just a win Saturday against No. 14 Nevada.

## GOING FOR THREE STRAIGHT

A win over No. 14 Nevada would mark the first time that Louisiana Tech has won three consecutive games since 2008. The last time Tech won three consecutive games where two of the wins came on the road was during the 2005 season.

## RANKED TEAM TO VISIT JOE AILLET STADIUM FOR SECOND CONSECUTIVE YEAR

For the second consecutive year and just the fourth time ever, a nationally-ranked program will travel to Ruston and Joe Aillet Stadium to face Louisiana Tech. Nevada, ranked as high as 14th in the Associated Press poll, heads to Joe Aillet Stadium this weekend. Louisiana Tech is 1-2 against ranked teams at Joe Aillet Stadium but don't let that record fool you, all three games have been close. Tech defeated No. 17 Fresno State 28-21 in 2004 but the next two games were close losses. Tech fell in overtime to No. 20 Hawaii in 2007, the year the Warriors advanced to the Sugar Bowl and dropped a 45-35 decision to No. 5 Boise State last year after cutting the Bronco deficit to two points in the fourth quarter. Boise went on to win the Fiesta Bowl over TCU last season.

## Louisiana Tech vs. Ranked Opponents at Joe Aillet Stadium (1-2)

2004	#17 Fresno State	W, 28-21
2007	#20 Hawaii	L, 45-44 (OT)
2009	#5 Boise State	L, 45-35

## WINS OVER RANKED OPPONENTS

Playing David in the battle vs. Goliath is no strange feeling for Louisiana Tech and every once in a while, David comes away with a win. The same goes for LA Tech and the Bulldogs have been known to slay the occasional Goliath over the years. Tech has three wins over ranked opponents dating back to Tech's win at No. 18 Alabama in 1999. With wins over No. 17 Fresno State in 2004 and No. 23 Fresno State in 2005, the Bulldogs could record a win over the highest-ranked opponent in school history should Tech defeat No. 14 Nevada.

## NAVIGATING A TOUGH TRAIL

Sonny Dykes has more of a challenge than just installing a new offense and rebuilding a program this season but Tech's new head coach has had a tough trail to navigate while doing so. Entering this week's game,, Louisiana Tech's opponents have a record of 83-56 (.600) and Tech has a strength of schedule ranked 27th in the nation, second in the WAC only to San Jose State. So far Tech has faced one ranked BCS team (No. 17 Texas A&M), one ranked team (No. 9 Boise State) and one team that became ranked after Tech played it (No. 25 Hawai'i). Another ranked team (No. 14 Nevada, Dec. 4) awaits on Tech's schedule along with three other tough conference games. Seven of Tech's 12 opponents this year have at least eight wins this season with eight opponents having won seven games this season.

## ONE OF A KIND

Louisiana Tech's Phillip Livas is truly one of a kind. For the second consecutive year, Livas is the only returning collegiate player to have scored a touchdown four different ways (reception, rush, punt return, kickoff return) in his career with each being a play of 70 yards or greater.

**Phillip Livas (Louisiana Tech)**

- 70-yard reception at Idaho (2007)
- 72-yard run vs. Idaho (2008)
- 88-yard punt return at San Jose State (2010)
- 100-yard kickoff return at Utah State (2009)

Only East Carolina's Dwayne Harris has come close, having been responsible for a touchdown four different ways in his career with each being a play of 70 yards or greater.

**Dwayne Harris (East Carolina)**

- 59-yard reception (2009)
- 57-yard rush (2007)
- 99-yard kickoff return (2009)
- 80-yard pass (2007)

**TAKING IT TO THE HOUSE**

Senior Phillip Livas has spent most of his career etching his name into the Louisiana Tech record books and the 2009 season was no exception. Livas' set/tied two records at once in Tech's game at Utah State on Oct. 24, 2009 with his 100-yard kickoff return for a touchdown. Not only did that tie as the longest kickoff return in Tech, WAC and NCAA history, that marked Livas' sixth kick return for a touchdown, setting a new school record. Livas was the first WAC player to run a kick back 100 yards since 2007 when Utah State's Kevin Robinson did so against Hawai'i. Livas could have even more returns for touchdowns to his credit but two of his returns - a 96-yard kickoff return and an 80-yard punt return for a touchdown against San Jose State in 2008 - were called back due to penalties.

**Single Season Punt Returns for TDs**

1. 2 Larry Anderson (1977)
1. 2 Phillip Livas (2008)

**Single Season Punt+Kickoff Returns for TDs**

1. 4 Larry Anderson (1977 -- 2 punts, 2 kickoffs)
2. 3 Phillip Livas (2008 -- 2 punts, 1 kickoff)

**Career Punt Returns for TDs**

1. 4 Phillip Livas (2007-present)
2. 3 Larry Anderson (1974-77)
3. 2 Wenford Wilborn (1971-74)

**Career Punt+Kickoff Returns for TDs**

1. 8 Phillip Livas (2007-present -- 4 PR, 4 KR)
2. 5 Larry Anderson (1974-77 -- 3 PR, 2 KR)
3. 2 Eddie Brown (1989-90 -- 1 PR, 1 KR)
3. 2 Ronnie Williams (1981-83 -- 1 PR, 1 KR)
3. 2 Wenford Wilborn (1971-74 -- 2 PR)

**JENKINS LOOKING TO TOP BRADSHAW**

Louisiana Tech QB Ross Jenkins enters this weekend's game against No. 14 Nevada needing only one completion to surpass Terry Bradshaw on Tech's all-time completions chart. Jenkins only needs four passing touchdowns to tie (five to surpass) Bradshaw's career mark in that category as well.

**ROAD WOES FINALLY COME TO AN END**

Louisiana Tech gladly ended one streak at New Mexico State on Nov. 13 when the Bulldogs recorded their first road win in 11 tries, ending a drought that lasted two years. The Bulldogs added another road victory on Nov. 27 when LA Tech won at San Jose

**ROOKIE MARKS**

A look at Louisiana Tech's head coaches marks in their first year at the helm of the Bulldogs:

Joe Aillet	1940	6-4
Maxie Lambright	1967	3-7
Larry Beightol	1979	3-8
Billy Brewer	1981	4-6-1
A.L. Williams	1983	4-7
Carl Torbush	1987	3-8
Joe Peace	1988	4-7
Gary Crowton	1996	6-5
Jack Bicknell	1999	8-3
Derek Dooley	2007	5-7
Sonny Dykes	2010	???

**TOP DAWGS**

Louisiana Tech ranked No. 1 in the state of Louisiana among Football Bowl Sub-division public institutions in the four-year average student-athlete graduate rate in the most recent Federal Graduation Rate Report (fall of 2009).

For the 2008-09 academic year, LA Tech Football (939) achieved its highest multi-year rate. The team also achieved its highest single year rate (946) as well.

The following Bulldogs have already obtained their undergraduate degrees from Louisiana Tech:

- Steven Ensminger
- Randy Grigsby
- Cudahy Harmon
- Ross Jenkins
- Phillip Livas
- Drexel Perkins
- Jonathan Zeno

The following Bulldogs are on track to graduate this year with their anticipated graduation term in parenthesis:

- Matt Broha .....Spring 2011
- Tank Calais .....Spring 2011
- Terry Carter .....Winter 2011
- Kris Cavitt .....Spring 2011
- Myke Compton .....Winter 2011
- Roosevelt Falls .....Spring 2011
- Randy Hardin .....Spring 2011
- Mason Hitt .....Spring 2011
- Rob McGill .....Spring 2011
- Jared Miles .....Spring 2011
- Olajuwon Paige .....Winter 2011
- Ramone Randle .....Winter 2011
- Dusty Rust .....Spring 2011
- Chandler Spence .....Spring 2011
- Josh Victorian .....Spring 2011

**THE RECORD ON TECH**

Below are the records for Sonny Dykes against each opponent:

Opponent	Record
Boise State	0-1
Fresno State	0-1
Grambling	1-0
Hawai'i	0-1
Idaho	1-0
Navy	0-1
Nevada	0-0
New Mexico State	1-0
San Jose State	1-0
Southern Miss	0-1
Texas A&M	0-1
Utah State	1-0
<b>TOTAL</b>	<b>5-6</b>

State, 45-38.

**TOP KICK RETURNS NOT YIELDING RESULTS**

Louisiana Tech is one of the better kickoff return teams in the WAC but the team's offensive struggles have hampered the Bulldogs' ability to take advantage of its special teams' strength. Entering this week's game, Louisiana Tech has had 10 "explosive" kickoff returns (explosive is defined as 30 yards or longer) but the strong starting position for Tech's offense has only resulted in four scores and 21 points. With explosive kickoff returns varying from Phillip Livas' 95-yard kickoff return against Fresno State to Ryan Williams' 30 yard return against Navy, Tech's 10 explosive returns has resulted in two punts, two turnovers on downs, two fumbles, three touchdowns and a field goal.

**SCORING SUPERLATIVES SET AT BOISE STATE**

Louisiana Tech's offense has begun to click lately and that was evident when Tech played at No. 2 Boise State, facing the nation's No. 1 ranked defense. In that game – a game in which Tech scored more points on Boise on the blue turf than any other team has done this year and the seventh most allowed in Boise in the Chris Petersen era – Louisiana Tech recorded the season's most plays in a scoring drive (14), the least amount of time for a scoring drive (1:21) and the most amount of time in a scoring drive (5:23) showing that this no-huddle, high octane offense that Sonny Dykes has brought to Tech can score quickly or grind out the clock against any opponent.

**TEAM ACCOLADES****LSWA Player of the Week**

Week 2: Phillip Livas, Special Teams

Week 7: Ross Jenkins, Offense

**College Football Performance Awards****National Players of the Week**

Week 3: Matt Nelson, Special Teams  
(Honorable Mention)

Week 7: Matt Nelson, Special Teams  
(Honorable Mention)  
Ross Jenkins, Offense  
(Honorable Mention)

Week 10: Phillip Livas, Kick Returner

Week 10: Phillip Livas, Punt Returner  
Lennon Creer, Running Back  
(Honorable Mention)

Ryan Williams, DB  
(Honorable Mention)

**Davey O'Brien QB of the Week**

Week 7: Ross Jenkins  
(Honorable Mention)

**LIMITING BIG PLAYS KEY TO DEFENSIVE SUCCESS**

In the postgame press conference following Tech's 24-6 win over Utah State, Adrien Cole may have been joking when he said that limiting Utah State to one explosive play compared to Hawai'i's 11 was the difference between a 200 yard offensive performance and a 600 yard offensive performance, but he was actually right on the money in that statement. Hawai'i had 21 big plays that accounted for 439 yards on Oct. 2 while on Oct. 9, Tech allowed Utah State 452 yards fewer than Hawai'i.

**SHAKEIL LUCAS BLOCKS OPPONENT STREAK FROM CONTINUING**

By blocking Idaho's field goal attempt on the Vandals' first drive of the second half on Oct. 16, Shakeil Lucas made Idaho become Tech's first opponent of the 2010 season to not score on the opening possession of the second half. All of Tech's other opponents have scored with either a touchdown (Texas A&M, Navy, Southern Miss, Hawai'i) or a field goal (Grambling, Utah State) on their first possession of the second half.

**JOE AILLET IS A TOUGH PLACE TO PLAY...**

It always nice to be home and Louisiana Tech has experienced recent success in the friendly confines of Joe Aillet Stadium. LA Tech has won 12 of its last 16 games at home. That record ranks fifth in the league with six of the WAC's nine teams having a winning record at home in that timeframe.

**SONNY DAYS ARE HERE AGAIN**

Tech's season opener on Sept. 4 marked another historic game for the Bulldogs as it served as the head coaching debut of Sonny Dykes. Dykes, the son of legendary Texas Tech coach Spike Dykes, was hired as the Bulldogs 32nd head coach on Jan. 20, 2010.

Dykes is no stranger to success on the field having won at stops in the Pac-10, SEC and Big 12 en route to being named LA Tech's head coach. Since 1940, only three other LA Tech coaches have posted winning records in their first season at the helm of the Bulldogs including Joe Aillet (6-4, 1940), Gary Crowton (6-5, 1996) and Jack Bicknell (8-3, 1999).

**TWENTY-ONE THE MAGIC NUMBER**

Dating back to the 1998 season, history has shown that when the Louisiana Tech offense struggles the team tends to struggle. Since 1998 the Bulldogs have compiled a 4-53 record when scoring less than 21 points. Before the Bulldogs won the 2008 Independence Bowl vs. Northern Illinois 17-10, the last victory for Tech when scoring less than 21 points was in 2003 against Michigan State when the Bulldogs upset the then ranked Spartans, 20-19. Tech added a win to that tally on Sept. 4, 2010 when the Bulldogs defeated Grambling State, 20-6.

**TECH'S DEFENSE HOLDS NAVY TO UNDER 300 YARDS RUSHING ... AGAIN!**

Louisiana Tech's defense has quietly been working hard to keep the Bulldogs in games and in a position to win. Most notably, Tech's defense recently held Navy's triple option run-oriented defense to under 300 yards rushing for the second consecutive year. While the Mids still ground out a win over Tech and ran the ball in their final 30 plays of the game, Navy only recorded 297 yards rushing on Sept. 18.

**HOME AWAY FROM HOME**

Despite being the visiting team in the Sept. 4 game against Grambling, Independence Stadium and Louisiana Tech have a long, successful history together - a history that was extended in 2010 with a 20-6 win over Grambling. Tech has played 71 games in Shreveport, including four trips to the Independence Bowl. All-time the Bulldogs are 46-22-3 at Independence Stadium. Tech has won six of the last seven games played at Independence Stadium in a stretch dating back to 2001 with the only loss coming in 2003 to No. 2 Miami.

**LIKE FATHER, LIKE SON**

Sonny Dykes made his debut as a head coach on Sept. 4 and did so at the same stadium his father made his coaching debut in. Spike Dykes first guided Texas Tech on Dec. 20, 1986 in the Independence Bowl. However, while Spike's Red Raider squad lost to Ole Miss, 20-17, Sonny's Bulldog team toughed out a 20-6 win over Grambling.

**BULLDOG OPENER HISTORY**

With Louisiana Tech's 20-6 win over Grambling, Tech moves to 50-48-5 all-time in season openers. That mark includes a record of 9-1 at Joe Aillet Stadium. Tech's only loss in Joe Aillet Stadium on opening day was 12-7 to Tennessee-Chattanooga in 1978.

**BENCHMARK SET AT 300?**

Louisiana Tech allowed over 300 yards rushing on Sept. 5, 2009 at Auburn and that standard can be a fairly accurate predictor for the outcome of games. Since 2000, LA Tech is 1-12 when allowing teams to rush for 300-plus yards with the lone win coming over Nevada in 2001. LA Tech has not allowed opponents to post back-to-back 300-yard rushing games since 2000 when Auburn ran for 301 yards on Oct. 21, 2000 and Miami (Fla.) ran for 331 on Oct. 28, 2000.

**Over 300 Rush Yds Allowed Since 2000**

Yards	Opponent	Score	Date
335	at Middle Tennessee State	L, 49-21	Oct. 7, 2000
301	at Auburn	L, 38-28	Oct. 21, 2000
331	at Miami (Fla.)	L, 42-31	Oct. 28, 2000
321	at Nevada	W, 45-42	Oct. 13, 2001
338	at Kansas State	L, 40-7	Nov. 17, 2001
672	Rice	L, 49-14	Nov. 29, 2003
347	at Tennessee	L, 42-17	Sept. 25, 2004
393	at Clemson	L, 51-0	Sept. 30, 2006
476	at San Jose State	L, 44-10	Oct. 28, 2006
336	Fresno State	L, 34-27	Nov. 24, 2006
321	at LSU	L, 58-10	Nov. 10, 2007
301	at Auburn	L, 37-13	Sept. 5, 2009
345	at Nevada	L, 37-14	Oct. 9, 2009

**LA TECH-FRESNO STATE GAME TO MARK 141ST ANNIVERSARY OF COLLEGE FOOTBALL'S BEGINNING**

When Louisiana Tech hosts Fresno State on Nov. 6 at Joe Aillet Stadium it will mark 141 years to the day that the first college football game was played. On Nov. 6, 1869, nearly 100 spectators gathered to witness the first-ever college football game between Rutgers and Princeton. That game was reportedly "replete with surprise, strategy, prodigies of determination and physical prowess." Rutgers defeated Princeton, 6-4.

**WAC FINISHES**

Louisiana Tech finished the 2008 season tied for second place in the Western Athletic Conference standings, the program's second best finish in eight years as a member. The 2001 Louisiana Tech team won the WAC title by virtue of a 7-1 mark in league play.

Year	Record	WAC Champs
2001	7-1	WAC Champs
2002	3-5	T-6th
2003	3-5	7th
2004	5-3	T-3rd
2005	6-2	T-2nd
2006	1-7	T-8th
2007	4-4	T-4th
2008	5-3	T-2nd
2009	3-5	T-5th

**BOWL HISTORY**

The 2008 Independence Bowl marked the fifth bowl appearance for Louisiana Tech in its history and only the third since the program joined the Football Bowl Subdivision (FBS) in 1989. After the 17-10 win over NIU, Tech is now 2-2-1 all-time in bowl games. It also marked the fourth appearance in the Independence Bowl for LA Tech (1977, 1978, 1990).

- 1977 - LA Tech 24, Louisville 14 (I- Bowl)
- 1978 - East Carolina 35, LA Tech 13 (I- Bowl)
- 1990 - LA Tech 34, Maryland 34 (I- Bowl)
- 2001 - Clemson 48, LA Tech 24 (Humanitarian Bowl)
- 2008 - LA Tech 17, NIU 10 (I-Bowl)

**THREE ALL-WAC SELECTIONS BACK FOR 2010 SEASON**

Last season, Louisiana Tech at least six players on the all-WAC teams for the fifth time in six years. Half of that list returns in 2010 including first team all-WAC LB Adrien Cole and second teamers OL Rob McGill and ST Phillip Livas.

2001	2 1st Team, 5 2nd Team, 7 Total
2002	3 1st Team, 3 2nd Team, 6 Total
2003	2 1st Team, 3 2nd Team, 5 Total
2004	3 1st Team, 4 2nd Team, 7 Total
2005	4 1st Team, 3 2nd Team, 7 Total
2006	0 1st Team, 1 2nd Team, 1 Total
2007	2 1st Team, 5 2nd Team, 7 Total
2008	4 1st Team, 2 2nd Team, 6 Total
2009	3 1st Team, 3 2nd Team, 6 Total

**SNL: SATURDAY NIGHT LIVAS**

Wide receiver Phillip Livas has made himself a fan favorite at Louisiana Tech as the former high school running back converted wide receiver has already developed a reputation as a big-play threat.

**2010 HIGHLIGHTS****San Jose State Game**

► 88-yard punt return for a touchdown in the third quarter marked his eight career return for a touchdown, tying an NCAA record.

**Fresno State Game**

► 95-yard kickoff return for a touchdown put Tech back in the ballgame and put him one return for a TD away from matching the NCAA record.

**New Mexico State Game**

► 62-yard rushing touchdown sealed Tech's win. Followed that with a nine-yard touchdown run on the next possession.

**2009 HIGHLIGHTS****Navy Game**

► 85-yard punt return for a touchdown on Tech's second possession, giving LA Tech a 14-0 lead and tying the school's record for career punt returns for touchdowns.

**Nevada Game**

► 84-yard kickoff return to start the game, setting up an opening drive touchdown for the Bulldogs.

**Utah State Game**

► 100-yard kickoff return, setting a school record for the most kick or punt returns for a touchdown (six) and becoming the first WAC player to record a 100-yard kickoff return since 2007.

**2008 Highlights****Mississippi State Game**

► 28-yard punt return to the MSU 13-yard line late in the second quarter that set up Tech's first touchdown and cut the MSU lead to 14-9 at the half.

**Kansas Game**

► 78-yard run (fifth longest in Tech history) in the third quarter. It gave Tech a first and goal on the Jayhawk 2-yard Line (Tech was unable to score).

**Southeastern Louisiana Game**

► Returned a punt 57 yards for a TD in the second quarter, the first time a Bulldog player had accomplished that since Troy Edwards did it against UAB in 1998.

**Boise State game**

► Caught a 57-yard pass in the third quarter, giving the bulldogs the football inside the Boise State 5-yard line. Tech failed to score.

**Hawai'i game**

► Led Tech with six receptions for 80 yards and also had four kickoff returns for 101 yards, including a season-long 39 yarder.

**Idaho Game**

► 72 yard TD run in the second quarter, the 10th longest rushing play in Tech history

**Fresno State Game**

► 81 yard punt return for a touchdown in the second quarter to tie the game at 14.

**San Jose State Game**

► 96 yard kickoff return for a touchdown called back due to a holding penalty.

► 80 yard punt return for a touchdown called back due to block in the back penalty.

**New Mexico State Game**

► 68 yard TD reception with under four minutes left in the game to give Tech a 35-31 win.

**Nevada Game**

► Led Tech with five receptions for 70 yards including a 44 yard TD catch in the third quarter to put Tech up 24-14.

► Four kickoff returns for a total of 109 yards.

**Northern Illinois Game**

► 97-yard kickoff return for TD in the first quarter to tie the game at seven and turn the momentum in LA Tech's favor as the Bulldogs went on to win the 33rd Independence Bowl 17-10.



**2007 HIGHLIGHTS****New Mexico State Game**

► A 30-yard TD Reception with 1:53 to play that gave Tech a 22-21 win over the Aggies.

**Idaho Game**

► A 70-yard TD reception midway through the fourth quarter that gave the Bulldogs a lead and the eventual win.

**SJSU Game**

► A 49-yard TD Reception in the first quarter of Tech's 27-23 win over San Jose State.

**LSU Game**

► A 76-yard kickoff return against the eventual national champions in Baton Rouge. He ended with 183 total yards on kickoff returns despite having another long one called back due to penalty.

**Nevada Game**

► A 78-yard kickoff return for a TD, the Bulldogs only TD in the game. He also returned a kickoff inside the Wolf Pack 10-yard line but it was called back due to penalty.

**JOE AILLET STADIUM FUN FACT**

NFL Hall of Famer and four-time Super Bowl Champion Terry Bradshaw threw the first touchdown pass in the history of Joe Aillet Stadium connecting with Buster Herren from 5-yards out against East Carolina on Sept. 28, 1968. Tech went on to win the game 35-7.

**FAMILY TRADITION**

Thomas Graham is back for his fifth year with the Bulldog football team, but he is no longer the team's deep snapper. Graham has joined the strength and conditioning staff. As the team's deep snapper for four years, he continued a family tradition as his brother, Matt, was the deep snapper for LA Tech four straight years before him. The Graham brothers come from a football family has their grandfather Bill Graham, who is the Director of Special Events at Tech, played football for Florida State (and was roommates with Burt Reynolds) at running back and their father, Randy Graham, played rover back football at Missouri. The youngest of the Graham brothers, Gantt, is also with the program as a student worker on the equipment staff.

**FAMILY TRADITION - PART II**

Redshirt freshman walk-on Hayden Slack is the third generation of his family to play football at Louisiana Tech. His father, Terry, played at LA Tech from 1974-77 and his uncle, Jay, played at Tech from 1984-87. Going back one more generation in the Slack family, J.W. Slack (Hayden's grandfather) played at Tech from 1957-59.

**AUNT WAS NATIONAL CHAMP**

Redshirt junior linebacker Dusty Rust is not the first in his family to play ball for Louisiana Tech. Except his relative did not play football. Rust's aunt Rita Rust played basketball for the Lady Techsters from 1979-82, playing on two national championship teams.



**SONNY  
DYKES**  
HEAD COACH



Sonny Dykes was introduced as the 32nd head coach in Louisiana Tech history on Jan. 20, 2010 in front of an overflowing Jarrell Room filled with Bulldog fans at the Charles Wylie Athletic Center.

Dykes, son of Texas Tech coaching legend Spike Dykes, has coached in the PAC-10, Southeastern Conference and Big 12 during his 16 years in the college football profession while also serving under some very successful head coaches including Mike Leach and Mike Stoops.

He won the 2006 Mike Campbell Top Assistant Award, presented by the All-American Football Foundation, and was a nominee for the 2009 Broyles Award, which goes to the nation's top assistant coach.

Dykes comes to Louisiana Tech after completing his third season as the offensive coordinator and quarterbacks coach at Arizona, leading the Wildcats to an 8-5 record and an appearance in the Holiday Bowl. That Holiday Bowl appearance marked Dykes' 10th bowl appearance as a coach with all 10 appearances coming within the last 11 years.

A spread-offense specialist, Dykes' offensive attack set at least five single-season records at Arizona while also racking up a pile of single-game marks in the UA record book. Former Wildcat quarterback Willie Tuitama, a disciple of Dykes, notched career numbers that are among Arizona's best.

"We are thrilled to have the opportunity to name coach Sonny Dykes as the next head football coach at Louisiana Tech," said acting athletics director Bruce Van De Velde. "Coach Dykes has demonstrated throughout his coaching career all the leadership qualifications we are looking for in the next leader for our football program. His coaching success has been achieved at the highest level of competition, from the SEC to the Big 12 to the Pac-10."

Rivals.com cited Dykes as one of the country's brightest offensive minds and top ten college recruiters in the country.

"I want to start out by letting everyone know how honored I am to be named the head football coach at Louisiana Tech," said Dykes. "I have worked my entire life to get to this point and I have had lots of great mentors that have worked with me and taught me and brought me along. I am very fortunate to be here."

Dykes' Arizona team went 6-3 in the Pac-10 Conference during the 2009 campaign, finished tied for second in the league with Oregon State and Stanford.

Fond of the passing attack, Dykes Arizona offense in 2008 ranked 16th in scoring and 33rd in total offense while developing and outstanding run-pass balance.

Dykes orchestrated an Arizona offense that was ranked 10th nationally in passing yards per game in 2007 as he coached then-junior Tuitama to honorable mention All-Pac-10 honors that year. That same season, he helped develop the offensive scheme that pushed receiver Mike Thomas to first-team all-league status as a junior and senior ('08).

Prior to his tenure at Arizona, Dykes was co-offensive coordinator working with then-head coach Mike Leach and inside receivers coach Dana Holgorsen running Texas Tech's wide-open passing attack in 2005-06 after having been Texas Tech's wide receivers coach since 2000. The Red Raiders were among the national top six in total offense and passing during the span.

Texas Tech was No. 3 in passing and No. 6 in total offense in 2006 under his co-direction, throwing for 370 yards and accumulating nearly 450 overall. He directed an offense that scored 32 points per game in 2006 with two receivers ranked top three in the nation and a third in the top 20 in receptions per game.

While in Lubbock, Dykes helped develop Joel Filani into a two-time first team All-Big 12 honoree and a sixth-round NFL draft selection by the Tennessee Titans in 2007. Receiver Jarrett Hicks also signed a free-agent deal with the San Diego Chargers that year.

Dykes also worked with quarterback Graham Harrell who completed 412 passes for 4,555 yards and 38 touchdowns in 2006, ranking Texas Tech third nationally in total offense that season.

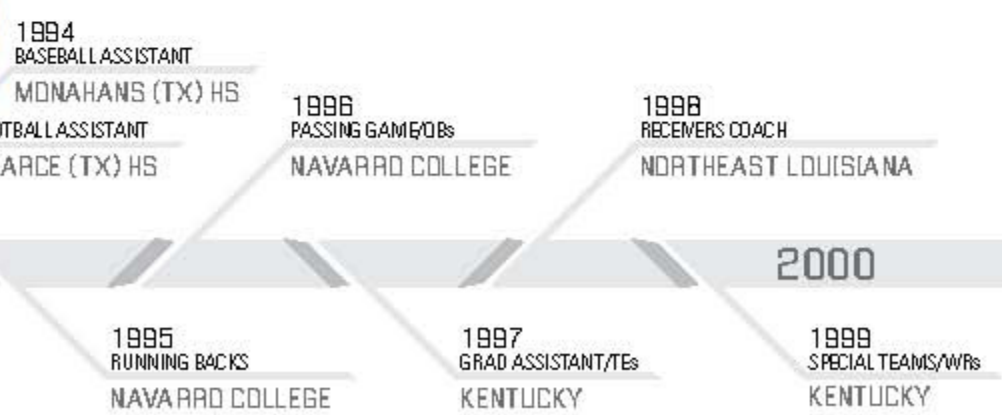
Prior to his five seasons at Texas Tech, Dykes spent two non-consecutive seasons at Kentucky, first coaching tight ends as a graduate assistant in 1997 and then coaching special teams and wide receivers in 1999 under the "Air Raid" attack of former UK coach Hal Mumme. Dykes coached Kentucky's James Whalen to AP All-America honors after his Division I-A record for receptions by a tight end.

Sandwiched in between his two stints in Lexington, Dykes was the wide receivers coach at Northeast Louisiana where he helped receiver Marty Booker set school seas and career records and earn Blue-Gray and Shrine Game spots before getting drafted in the third round by the Chicago Bears in 1999.

A 1993 graduate of Texas Tech, Dykes lettered for three years as a baseball player for the Red Raiders.

At age 40, Dykes becomes one of the nation's youngest coaches in the Football Bowl Subdivision joining Tennessee head coach Derek Dooley and Temple coach Al Golden as the fourth-youngest coach in FBS.

Dykes is married to the former Kate Golding and the two have a daughter, Alta Caroline (Ally), who was born in 2008.





**DYKES FAMILY**  
Sonny, Kate and daughter Ally

# DYKES in BOWL GAMES

- **1999 Music City Bowl**  
Kentucky grad assistant
- **2000 Galleryfurniture Bowl**  
Texas Tech assistant
- **2001 Alamo Bowl**  
Texas Tech assistant
- **2002 Tangerine Bowl**  
Texas Tech assistant
- **2003 Houston Bowl**  
Texas Tech assistant
- **2004 Holiday Bowl**  
Texas Tech assistant
- **2005 Cotton Bowl**  
Texas Tech co-coordinator
- **2006 Insight Bowl**  
Texas Tech co-coordinator
- **2008 Las Vegas Bowl**  
Arizona coordinator
- **2009 Holiday Bowl**  
Arizona coordinator

## THE DYKES FILE

**Date of Birth:** Nov. 9, 1969, Big Springs, Texas  
**High School:** Coronado HS, Lubbock, Texas  
**College:** Texas Tech, 1993  
**Playing Experience:** Texas Tech, baseball 1989-93  
**Family:** Married to Kate Golding, July 2006;  
 Daughter, Alta Caroline (Ally) born 2008



2000-2004  
RECEIVERS COACH  
TEXAS TECH

2007-2009  
OFFENSIVE COORDINATOR, QBs  
ARIZONA

2005-2006  
CO-OFFENSIVE COORDINATOR, WRs  
TEXAS TECH

2010-PRESENT  
HEAD COACH  
LOUISIANA TECH

2000

2010

# WHAT THEY ARE SAYING ABOUT SONNY DYKES



## MIKE STOOPS

**Head Coach, University of Arizona**

"Coaches aspire to be head coaches, and it's a great opportunity at Louisiana Tech for Sonny. He did some awfully good things here, helping change our offense dramatically in his first season and taking it farther each step after ward. He comes from a coaching family and worked in some outstanding offensive systems. I'm eager to see how it goes in Ruston and won't be surprised if points and yards are one feature for his new program."

rivals.com  
THE QUALITY SOURCE

## TOM DIENHART

**Yahoo! Sports/Rivals.com Writer**

"Sonny Dykes is one of the top offensive minds in college football and has built some dynamic attacks. He also is a tireless worker whose terrific personality makes him a magnetic recruiter. I expect Sonny to have great success."



## MACK BROWN

**Head Coach, University of Texas**

"Sonny Dykes is a perfect fit at LA Tech. His dad, Spike, was one of the best coaches of all time, and Sonny is a chip off the old block. He has a great smile and super personality, but has also become a master of offensive football. He has been able to beat teams with better personnel because of his offensive expertise."

ESPN

## TED MILLER

**ESPN.com Writer**

"It wasn't just that Arizona's offense ranked 115th in the nation the year before Dykes came aboard as offensive coordinator. It was the Wildcats entrenched tradition of lousy offenses. Yet Dykes immediately transformed that beleaguered unit. First, he made it competent. Then he made it good. Then he made it pretty darn scary. It was about more than Xs and Os. It was about leadership and inspiring confidence. You know, stuff good head coaches do."



## BILL SNYDER

**Head Coach, Kansas State University**

"If he is anything like his father, and I truly believe he is, he will endear the entire University and its constituency to him. Sonny is an excellent coach and a loyal and caring person."

# DEPTH CHART

## OFFENSE

<b>LT</b>	74 Rob McGill	6-6	310	Sr.
	65 Houston Lantrip	6-3	290	So.
<b>LG</b>	57 Kevin Saia	6-2	300	R-So.
	65 Houston Lantrip	6-3	290	So.
<b>C</b>	63 Stephen Warner	6-0	300	R-So.
	69 Vincent Cano	6-2	295	R-Fr.
<b>RG</b>	67 Jared Miles	6-3	305	Sr.
	66 Matt Sheppard	6-2	305	R-Fr.
<b>RT</b>	78 Jordan Mills	6-6	325	So.
	79 Kris Cavitt	6-2	290	Jr.
<b>F</b>	5 Lennon Creer	6-1	205	R-Jr.
	32 Ray Holley	5-9	195	Jr.
	-or- 26 Myke Compton	5-9	210	R-Sr.
<b>H</b>	1 Richie Casey	5-11	185	R-So.
	2 Lyle Fitte	5-8	185	So.
<b>X</b>	6 Phillip Livas	5-8	180	Sr.
	8 Jacarri Jackson	6-2	185	R-Fr.
<b>Y</b>	19 Andrew Guillot	5-10	180	So.
	30 David Gru	6-0	185	R-So.
	-or- 27 Quinn Giles	5-10	195	So.
<b>Z</b>	17 Taulib Ikhara	5-11	185	Jr.
	8 Jacarri Jackson	6-2	185	R-Fr.
<b>QB</b>	11 Ross Jenkins	6-3	212	R-Sr.
	3 Tarik Hakmi	6-3	230	So.
	-or- 10 Colby Cameron	6-2	190	R-So.

## DEFENSE

<b>LE</b>	91 Matt Broha	6-4	235	R-Jr.
	42 Kendrick James	6-1	225	R-Fr.
<b>LT</b>	90 Mason Hitt	6-1	270	Sr.
	70 Justin Ellis	6-2	340	R-Fr.
<b>RT</b>	85 Randy Grigsby	6-3	250	R-Sr.
	54 Shakeil Lucas	6-2	255	R-Fr.
<b>RE</b>	41 IK Enemkpli	6-1	230	R-Fr.
	55 Jonathan Zeno	6-0	235	R-Sr.
	-or- 93 Christian Lacey	6-1	240	Jr.
<b>MLB</b>	56 Solomon Randle	5-11	235	R-So.
	-or- 44 Adrien Cole	5-11	240	Jr.
<b>SLB</b>	45 Jay Dudley	6-3	225	So.
	48 Dusty Rust	6-3	225	R-Jr.
<b>N</b>	4 Tank Calais	5-11	205	Sr.
	23 Ryan Williams	5-11	185	So.
	-or- 30 Drexel Perkins	6-0	195	Jr.
<b>LC</b>	15 Josh Victorian	5-10	185	Sr.
	11 DeMarcion Evans	5-8	175	Sr.
<b>SS</b>	31 Chad Boyd	5-10	190	So.
	20 Jamel Johnson	6-1	200	So.
<b>FS</b>	47 Javontay Crowe	5-11	190	So.
	25 Justin Goodman	5-10	180	Jr.
<b>RC</b>	24 Olajuwon Paige	5-9	185	Sr.
	23 Ryan Williams	5-11	185	So.
	-or- 14 Dave Clark	6-2	190	R-So.

## SPECIAL TEAMS

<b>K</b>	33 Matt Nelson	5-10	160	So.
	10 John Hinton	5-10	170	R-So.
<b>KO</b>	33 Matt Nelson	5-10	160	So.
	10 John Hinton	5-10	170	R-So.
<b>P</b>	86 Ryan Allen	6-2	215	R-So.
<b>LS</b>	99 Josh Cuthbert	5-10	240	R-Fr.
<b>HO</b>	11 Ross Jenkins	6-3	212	R-Sr.
	86 Ryan Allen	6-2	215	R-So.
<b>KR</b>	6 Phillip Livas	5-8	175	Sr.
	23 Ryan Williams	5-11	185	So.
	-or- 1 Richie Casey	5-11	185	R-So.
<b>PR</b>	-or- 2 Lyle Fitte	5-8	185	So.
	6 Phillip Livas	5-8	175	Sr.
	23 Ryan Williams	5-11	185	So.
<b>PR</b>	-or- 2 Lyle Fitte	5-8	185	So.
	-or- 32 Ray Holley	5-9	195	Jr.
	-or- 1 Richie Casey	5-11	185	R-So.

## PRONUNCIATION GUIDE

Lyle Fitte	.....	Lyle FEET
Tarik Hakmi	.....	TARE-ick HOCK-mee
Tank Calais	.....	Cuh-LAY
Taulib Ikhara	.....	TAW-lib ICK-har-OH
Tym Toussaint	.....	Tym TWO-sahnt
Andrew Guillot	.....	GEE-yacht
Blasher Saintvil	.....	SAINT-vuhl
David Gru	.....	GREW
Matt Broha	.....	BRO-haw
Kris Cavitt	.....	KA-vitt
Cudahy Harmon	.....	KUH-duh-HEE
Stuart Scurreia	.....	SCUR-E-ah
IK Enemkpli	.....	EYE-KAY IN-em-CALL-ee
Adam Hymel	.....	HE-mel
Kevin Saia	.....	SAY-EYE

## NUMERICAL ROSTER QUICK REFERENCE

<b>No.</b>	<b>Name</b>	<b>Pos.</b>	<b>No.</b>	<b>Name</b>	<b>Pos.</b>	<b>No.</b>	<b>Name</b>	<b>Pos.</b>	<b>No.</b>	<b>Name</b>	<b>Pos.</b>	<b>No.</b>	<b>Name</b>	<b>Pos.</b>
1	Richie Casey	WR	18	D.J. St. Julien	WR	38	Connor Nichols	S	57	Kevin Saia	OL	85	Randy Grigsby	DE
2	Lyle Fitte	WR/RB	18	Tym Toussaint	S	39	Roosevelt Falls	RB	58	Zachary Voss	LB	86	Ryan Allen	P/K
3	Tarik Hakmi	QB	19	Andrew Guillot	WR	39	T.L. Oakley	LB	59	Neil Crumpton	DL	86	Giles Menard	WR
4	Tank Calais	S	20	Jamel Johnson	DB	40	Kevin Kisseberth	LB	61	Matthew Conger	OL	89	Chandler Spence	WR
5	Lennon Creer	RB	21	Blasher Saintvil	DB	41	IK Enemkpli	DL	63	Stephen Warner	OL	90	Mason Hitt	DT
6	Phillip Livas	WR	22	Tyrone Duplessis	RB	41	Stuart Scurreia	WR	64	Corbin Best	OL	91	Matt Broha	DE
7	Steven Ensminger	QB	23	Ryan Williams	DB	42	Kendrick James	DL	65	Houston Lantrip	OL	92	Carter Street	DL
8	Jacarri Jackson	WR	24	Olajuwon Paige	CB	44	Adrien Cole	LB	66	Matthew Sheppard	OL	93	Christian Lacey	DE
9	Carey Fortson	WR	25	Justin Goodman	DB	45	Jay Dudley	LB	67	Jared Miles	OL	94	Ramone Randle	DT
10	Colby Cameron	QB	26	Myke Compton	RB	45	David Jones	WR	68	Chris Tusch	OL	95	George Thomas	DL
10	John Hinton	K	27	Quinn Giles	CB	46	Rufus Porter	LB	69	Vincent Cano	OL	96	Brandon Patterson	DT
11	DeMarcion Evans	CB	28	Terry Carter	CB	47	Javontay Crowe	S	70	Justin Ellis	DL	99	Josh Cuthbert	DS
11	Ross Jenkins	QB	29	Kendall Hayes	DB	48	Dusty Rust	LB	73	Josh Parrish	OL			
13	Ahmad Paige	WR	29	Dovian Ingram	RB	48	Erick Thomas	WR	74	Rob McGill	OL			
14	Dave Clark	CB	30	David Gru	WR	49	Noah Cheshier	WR	75	Philip Longino	DT			
15	Hayden Slack	WR	30	Drexel Perkins	RB	50	Ches Morrison	LB	76	Cudahy Harmon	OL			
15	Josh Victorian	CB	31	Chad Boyd	DB/S	52	Bobby Gorman	LB	78	Jordan Mills	OL			
16	Taylor Burch	QB	31	Colt Linster	WR	52	Rodney Seay	DL	79	Kris Cavitt	OL			
17	Taulib Ikhara	WR	32	Ray Holley	RB	53	Adam Hymel	DL	80	Eric Harper	WR			
			33	Matt Nelson	K	54	Shakeil Lucas	DE	81	Tim Molton	WR			
			34	Mike Schrang	FS	55	Jonathan Zeno	DE	83	Cornelius Nickelson	WR			
			36	Cassetti Brown	CB	56	Solomon Randle	LB	84	Andre Taylor	DL			

No.	Name	Pos.
86	Ryan Allen	P/K
91	Matt Broha	DE
64	Corbin Best	OL
31	Chad Boyd	DB/S
16	Taylor Burch	QB
4	Tank Calais	S
10	Colby Cameron	QB
69	Vincent Cano	OL
28	Terry Carter	CB
1	Richie Casey	WR
79	Kris Cavitt	OL
49	Noah Cheshier	WR
14	Dave Clark	CB
44	Adrien Cole	LB
26	Myke Compton	RB
61	Matthew Conger	OL
5	Lennon Creer	RB
47	Javontay Crowe	S
59	Neil Crumpton	DL
99	Josh Cuthbert	DS
72	Fagan Davis	OL
45	Jay Dudley	LB
22	Tyrone Duplessis	RB
70	Justin Ellis	DL
41	IK Enemkpali	DL
7	Steven Ensminger	QB
11	DeMarcion Evans	CB
39	Roosevelt Falls	RB
2	Lyle Fitte	RB
9	Carey Fortson	WR
27	Quinn Giles	CB
25	Justin Goodman	DB
85	Randy Grigsby	DE
30	David Gru	WR
19	Andrew Guillot	WR
3	Tarik Hakmi	QB
76	Cudahy Harmon	OL
80	Eric Harper	WR
29	Kendall Hayes	DB
10	John Hinton	K
90	Mason Hitt	DT
32	Ray Holley	RB
53	Adam Hymel	DL
17	Taulib Ikhara	WR
8	Jacarri Jackson	WR
42	Kendrick James	DL
11	Ross Jenkins	QB

# NUMERICAL ROSTER

No.	Name	Pos.	Ht.	Wt.	Yr.	Exp.	Hometown (Previous School)
1	Richie Casey	WR	5-11	185	R-So.	RS	Homer, La. (Homer)
2	Lyle Fitte	WR/RB	5-8	190	So.	1L	Port Sulphur, La. (South Plaquemines)
3	Tarik Hakmi	QB	6-3	215	So.	TR	San Jose, Calif. (Foothill CC)
4	Tank Calais	S	5-11	210	Sr.	3L	Patterson, La. (Patterson)
5	Lennon Creer	RB	6-1	215	R-Jr.	TR	Tatum, Texas (Tennessee)
6	Phillip Livas	WR	5-8	180	Sr.	3L	Houma, La. (South Terrebonne)
7	Steven Ensminger	QB	6-2	215	R-Sr.	SQ	West Monroe La. (Auburn)
8	Jacarri Jackson	WR	6-2	185	R-Fr.	RS	Logansport, La. (Logansport HS)
9	Carey Fortson	WR	5-11	175	Fr.	HS	Longview, Texas (Longview)
10	Colby Cameron	QB	6-2	205	R-So.	1L	Newbury Park, Calif. (Newbury Park)
10	John Hinton	K	5-10	170	R-So.	RS	Ruston, La. (Ruston)
11	DeMarcion Evans	CB	5-8	175	Sr.	1L	Bossier City, La. (Airline)
11	Ross Jenkins	QB	6-3	210	R-Sr.	2L	Houston, Texas (Langham Creek)
13	Ahmad Paige	WR	6-1	180	R-Jr.	TR	Monroe, La. (Tennessee)
14	Dave Clark	CB	6-2	190	R-So.	TR	Baton Rouge, La. (Independence CC)
15	Hayden Slack	WR	5-9	175	R-Fr.	RS	Bossier City, La. (Calvary Baptist)
15	Josh Victorian	CB	5-10	190	Sr.	3L	St. Rose, La. (Destrehan)
16	Taylor Burch	QB	6-2	225	Fr.	HS	Monroe, La. (Neville)
17	Taulib Ikhara	WR	5-11	185	Jr.	TR	Berkeley, Calif. (Laney CC)
18	D.J. St. Julien	WR	6-0	185	Fr.	HS	Lafayette, La. (Acadiana)
18	Tym Toussaint	S	5-10	205	Sr.	SQ	Lafayette, La. (Northside)
19	Andrew Guillot	WR	5-10	180	So.	SQ	Slidell, La. (Pope John Paul II)
20	Jamel Johnson	DB	6-1	200	So.	TR	Cleveland, Ohio (Ft. Scott CC)
21	Blasher Saintvil	DB	6-0	180	Jr.	TR	Orlando, Fla. (Fullerton JC)
22	Tyrone Duplessis	RB	5-8	200	So.	1L	New Orleans, La. (O.P. Walker)
23	Ryan Williams	DB	5-11	185	So.	TR	Mobile, Ala. (Copiah-Lincoln CC)
24	Olajuwon Paige	CB	5-9	180	Sr.	1L	Aiken, S.C. (Georgia Military)
25	Justin Goodman	DB	5-10	180	Jr.	TR	Houston, Texas (Blinn JC)
26	Myke Compton	RB	5-9	200	R-Sr.	3L	Idabel, Okla. (Tucker)
27	Quinn Giles	CB	5-10	195	So.	1L	Shreveport, La. (Evangel Christian Acad.)
28	Terry Carter	CB	5-10	190	R-Jr.	2L	West Monroe, La. (West Monroe)
29	Kendall Hayes	DB	5-11	185	Fr.	HS	Lancaster, Texas (Lancaster)
30	David Gru	WR	6-0	185	R-So.	RS	Newbury Park, Calif. (Ventura College)
30	Drexel Perkins	RB	6-0	195	Jr.	1L	Geismar, La. (Dutchtown)
31	Chad Boyd	DB/S	5-10	200	So.	1L	Westwego, La. (Archbishop Shaw)
32	Ray Holley	RB	5-9	190	Jr.	TR	Orange, Calif. (Orange Coast CC)
33	Matt Nelson	K	5-10	160	So.	1L	Cibola, Texas (Steele)
34	Mike Schrang	FS	6-1	205	Fr.	HS	Kingwood, Texas (Kingwood)
35	Cade Glasgow	P	6-0	185	So.	1L	Pflugerville, Texas (Pflugerville)
36	Cassetti Brown	CB	5-11	165	R-Fr.	RS	Leesville, La. (Leesville)
38	Connor Nichols	S	6-2	195	Fr.	HS	Bossier City, La. (Airline)
39	Roosevelt Falls	RB	6-1	230	Sr.	2L	Atlanta, Texas (Atlanta)
39	T.L. Oakley	LB	6-0	220	R-Fr.	SQ	Ruston, La. (Ruston)
40	Kevin Kisseberth	LB	6-1	225	Fr.	HS	Spring, Texas (Klein)
41	IK Enemkpali	DL	6-1	225	R-Fr.	RS	Pflugerville, Texas (Pflugerville)
41	Stuart Scurria	WR	6-0	170	R-Fr.	RS	Delhi, La. (Delhi Charter)
42	Kendrick James	DL	6-1	240	R-Fr.	RS	New Orleans, La. (O.P. Walker)
44	Adrien Cole	LB	5-11	250	Jr.	2L	Mobile, Ala. (McGill-Toolen)
45	Jay Dudley	LB	6-3	225	R-Jr.	2L	Shreveport, La. (Northwood)
46	Rufus Porter	LB	6-1	210	R-Fr.	RS	Destrehan, La. (Destrehan)
47	Javontay Crowe	S	5-11	185	So.	1L	Ruston, La. (Ruston)
48	Dusty Rust	LB	6-3	225	R-Jr.	2L	Shreveport, La. (Captain Shreve)
48	Erick Thomas	WR	6-2	230	R-Fr.	RS	Lake Providence, La. (Lake Providence)

## COACHING STAFF

Sonny Dykes - Head Coach  
 Kevin Curtis - Cornerbacks  
 Stan Eggen - Defensive Line/Recruiting Coordinator  
 Tony Franklin - Offensive Coordinator/Quarterbacks  
 Damon Harrington - Strength & Conditioning  
 Pierre Ingram - Running Backs  
 Ed Jackson - Character Education Coordinator  
 Jeff Koonz - Linebackers  
 Rob Likens - Assistant Head Coach/Wide Receivers  
 Pete Perot - Offensive Line  
 Tommy Spangler - Defensive Coordinator/Safeties  
 Mark Tommerdahl - Inside Receivers/Special Teams Coordinator  
 Zach Yenser - Graduate Assistant (Offense)  
 Schirra Fields - Graduate Assistant (Defense)

# NUMERICAL ROSTER

No.	Name	Pos.	Ht.	Wt.	Yr.	Exp.	Hometown (Previous School)
49	Noah Cheshier	WR	6-2	250	Fr.	HS	Wylie, Texas (Wylie)
50	Ches Morrison	LB	5-11	240	Fr.	HS	Houma, La. (Vandebilt Catholic)
53	Adam Hymel	DL	6-0	265	Jr.	SQ	Destrehan, La. (Jesusit)
54	Shakeil Lucas	DE	6-2	280	R-Fr.	RS	Marrero, La. (L.W. Higgins)
55	Jonathan Zeno	DE	6-0	255	R-Sr.	SQ	St. Martinville, La. (Louisiana College)
56	Solomon Randle	LB	5-11	230	R-So.	1L	Mobile, Ala. (Leflore Academy)
57	Kevin Saia	OL	6-2	305	R-So.	1L	Geismar, La (Dutchtown)
58	Zachary Voss	LB	6-0	230	R-Fr.	RS	Katy, Texas (Seven Lakes)
59	Neil Crumpton	DL	6-2	280	R-Fr.	RS	Katy, Texas (St. Pius X)
61	Matthew Conger	OL	6-4	250	So.	SQ	Prairieville, La. (Catholic)
63	Stephen Warner	OL	6-0	315	R-So.	1L	Ruston, La. (Ruston)
64	Corbin Best	OL	6-2	260	Sr.	SQ	Marshall, Texas (Marshall)
65	Houston Lantrip	OL	6-3	295	So.	TR	Southaven, Miss. (Itawamba CC)
66	Matthew Sheppard	OL	6-2	305	R-Fr.	RS	Marshall, Texas (Marshall)
67	Jared Miles	OL	6-3	320	Sr.	3L	Harvey, La. (Helen Cox)
68	Chris Tusch	OL	6-3	265	Sr.	SQ	Kenner, La. (John Curtis)
69	Vincent Cano	OL	6-2	305	R-Fr.	RS	Kilgore, Texas (Kilgore)
70	Justin Ellis	DL	6-2	340	R-Fr.	RS	Monroe, La. (Neville)
73	Josh Parrish	OL	6-3	290	R-So.	RS	Klein, Texas (Klein Collins)
74	Rob McGill	OL	6-6	310	Sr.	3L	Metairie, La. (Ouachita Christian)
75	Philip Longino	DT	6-0	275	R-So.	1L	Missouri City, Texas (Marshall)
76	Cudahy Harmon	OL	6-6	335	R-Sr.	3L	Tyler, Texas (John Tyler)
78	Jordan Mills	OL	6-6	315	So.	1L	Napoleonville, La. (Assumption)
79	Kris Cavitt	OL	6-2	300	Jr.	1L	Mansfield, Texas (Mansfield Summit)
80	Eric Harper	WR	6-4	245	Jr.	2L	Marrero, La. (John Ehret)
81	Tim Molton	WR	6-2	180	R-So.	TR	Montz, La. (LSU)
83	Cornelius Nickelson	WR	5-11	210	R-So.	1L	Bossier City, La. (Bossier)
84	Andre Taylor	DL	6-5	245	Fr.	HS	Round Rock, Texas (Round Rock)
85	Randy Grigsby	DE	6-3	250	R-Sr.	3L	Ruston, La. (Ruston)
86	Ryan Allen	P/K	6-2	215	R-So.	TR	Salem, Ore. (Oregon State)
89	Chandler Spence	WR	6-3	240	R-So.	1L	Arlington, Texas (Lamar)
90	Mason Hitt	DT	6-1	285	Sr.	3L	Baton Rouge, La. (Parkview Baptist)
91	Matt Broha	DE	6-4	255	R-Jr.	2L	Baton Rouge, La. (Catholic)
92	Carter Street	DL	6-2	250	Fr.	HS	Pilot Point, Texas (Pilot Point)
93	Christian Lacey	DE	6-1	245	Jr.	2L	Harvey, La. (Archbishop Shaw)
94	Ramone Randle	DT	6-2	300	R-Sr.	2L	Shreveport, La. (Booker T. Washington)
95	George Thomas	DL	6-1	275	R-Jr.	TR	Lawrenceville, Ga. (Tyler JC)
96	Brandon Patterson	DT	6-1	280	Jr.	TR	Culver City, Calif. (El Camino JC)
99	Josh Cuthbert	DS	5-10	240	R-Fr.	RS	Belle Glades, Fla. (Glades Day)

No.	Name	Pos.
20	Jamel Johnson	DB
40	Kevin Kisseberth	LB
93	Christian Lacey	DE
65	Houston Lantrip	OL
6	Phillip Livas	WR
75	Philip Longino	DT
54	Shakeil Lucas	DE
74	Rob McGill	OL
67	Jared Miles	OL
78	Jordan Mills	OL
8	Tim Molton	WR
33	Matt Nelson	K
38	Connor Nichols	S
83	Cornelius Nickelson	WR
39	T.L. Oakley	LB
13	Ahmad Paige	WR
24	Olajuwon Paige	CB
73	Josh Parrish	OL
96	Brandon Patterson	DT
30	Drexel Perkins	RB
46	Rufus Porter	LB
94	Ramone Randle	DT
56	Solomon Randle	LB
48	Dusty Rust	LB
57	Kevin Saia	OL
21	Blasher Saintvil	DB
34	Mike Schrang	FS
41	Stuart Scurria	WR
66	Matthew Sheppard	OL
15	Hayden Slack	WR
89	Chandler Spence	WR
18	D.J. St. Julien	WR
92	Carter Street	DL
84	Andre Taylor	DL
48	Erick Thomas	WR
95	George Thomas	DL
18	Tym Toussaint	S
68	Chris Tusch	OL
15	Josh Victorian	CB
58	Zachary Voss	LB
63	Stephen Warner	OL
23	Ryan Williams	DB
22	Markeith Woolridge	DB
55	Jonathan Zeno	DE

2010 BULLDOG FOOTBALL  
HIGH OCTANE

ALPHABETICAL ROSTER

## 2010 STATISTICS

## THE LAST TIME IT HAPPENED

## LOUISIANA TECH INDIVIDUAL

Rushed for 100 yards  
107, Lennon Creer at N.M. State, 11/13/2010

Rushed for 200 yards  
252, Lennon Creer at San Jose State, 11/27/2010

Passed for 300 yards  
357, Ross Jenkins vs. Nicholls State, 9/19/2009

Passed for 400 yards  
422, Ross Jenkins vs. Idaho, 10/16/2010

Had 100 yards receiving  
117, Richie Casey vs. Idaho, 10/16/2010

Returned a punt for a touchdown  
Phillip Livas at San Jose State (88 yards), 11/27/2010

Returned a kickoff for a touchdown  
Phillip Livas vs. Fresno State (95 yards), 11/6/2010

Returned a blocked punt for a touchdown  
Alex Anderson vs. New Mexico St., 11/22/2008

Returned a blocked FG for a TD  
Weldon Brown vs. SE La (50 yds), 9/20/2008

Returned an interception for a touchdown  
Deon Young vs. San Jose State, 12/5/2009

Tank Calais vs. San Jose State, 12/5/2009

Intercepted multiple passes  
2, Ryan Williams at San Jose State, 11/27/2010

Rushed for three touchdowns  
3, Lennon Creer at San Jose State, 11/27/2010

Threw for three touchdown passes  
3, Ross Jenkins vs. Idaho, 10/16/2010

Caught three touchdown passes  
\*Taulib Ikhara vs. Fresno State, 11/6/2010  
Dennis Morris at Fresno State, 11/21/2009

Kicked three field goals  
3, Matt Nelson vs. Navy, 9/18/2010

Kicked four field goals  
4, Brad Oestricher vs. Idaho, 10/18/2008

Had a 70-yard run from scrimmage  
72, Phillip Livas vs. Idaho, 10/18/2008

Had a 70-yard pass from scrimmage  
70, Zac Champion to Phillip Livas, 11/3/2007

Had 20 tackles  
23, John Noel vs. Central Michigan, 9/14/1996

Had 50-yard field goal  
50, Brad Oestricher vs. Mississippi State, 8/30/2008

Had 70-yard punt  
74, Daryl Altic vs. Ole Miss, 11/14/1992

## LOUISIANA TECH TEAM

300 yards rushing  
374 at San Jose State, 11/27/2010

400 yards passing  
422 vs. Idaho, 10/16/2010

500 yards passing  
508 vs. Toledo, 10/30/2003

600 yards passing  
602 vs. Boise State, 10/3/1998

500 yards total offense  
683 vs. Idaho, 10/16/2010

50 points  
55 vs. San Jose State, 12/5/2009

Scored a safety  
vs. Southern Miss, 9/25/2010

Posted a shutout  
21-0 vs. San Jose State, 11/8/2008

Held an opponent under 250 yards total  
195, Utah State, 10/9/2010

Blocked a punt  
vs. Southern Miss, 9/25/2010

Blocked an extra point attempt  
at Clemson, 9/30/2006

Blocked a field goal attempt  
vs. Idaho, 10/16/2010

Recorded 30 first downs  
32, vs. Idaho, 10/16/2010

Multiple defensive touchdowns  
2, vs. Utah State 11/15/2008

## OPPONENT INDIVIDUAL

Rushed for 100 yards  
108, Robert Clay, N.M. State, 11/13/2010

Rushed for 200 yards  
286, Robbie Rouse, Fresno State, 11/6/2010

Passed for at least 300 yards  
373, Nathan Enderle, Idaho, 10/16/2010

Passed for at least 400 yards  
496, Jordan La Secla, San Jose State, 11/27/2010

Passed for over 500 yards  
532, Bryant Moniz, Hawai'i, 10/2/2010

Had 100 yards receiving  
178, Jalal Beauchman, San Jose State, 11/27/2010

120, Ryan Otten, San Jose State, 11/27/2010

Had 200 yards receiving  
217, Kealoha Pilaes, Hawai'i, 10/2/2010

Returned a punt for a touchdown  
Dustin Harris, Texas A&M, 9/11/2010 (54 yards)

Returned a kickoff for a touchdown  
Justin Veltung, Idaho, 10/31/2009 (95 yards)

Returned an interception for a touchdown  
Boyblue Aelua, N.M. State, 11/13/2010 (41 yds)

Returned a fumble for a touchdown  
Ben Jacobs, Fresno St., 11/21/2009 (21 yards)

Returned a blocked FG for a touchdown  
Dustin Mouzon, Ole Miss, 10/6/07 (82 yards total)

Rushed for three touchdowns  
3, Robert Turbin, Utah State, 11/15/08

Threw three touchdown passes  
5, Jordan La Secla, San Jose State, 11/27/2010

Caught three touchdown passes  
3, Jalal Beauchman, San Jose State, 11/27/2010

Kicked three field goals  
3, Kevin Goessling, Fresno State, 11/21/2009

Kicked at least four field goals  
4, Jeff Turner, Southeastern La., 9/20/2008

Had a 70-yard run from scrimmage  
87, Jacob Hester, LSU, 11/10/2007

Had a 70-yard pass from scrimmage  
76, Nathan Enderle to Justin Veltung, Idaho, 10/16/2010

50-yard field goal  
53, Mike Barrow, Idaho, 11/12/05

## OPPONENT TEAM

300 yards rushing  
345, Nevada, 10/9/2009

400 yards rushing  
476, San Jose State, 10/28/06

400 yards passing  
496, San Jose State, 11/27/2010

500 yards passing  
513, Idaho, 10/16/2010

50 points  
58, LSU, 11/10/07

Negative yards rushing  
-7, Hawai'i, 9/30/2009

Scored a safety  
Kansas State, 9/2/2000

Posted a shutout  
29-0 by Kansas, 9/6/08

Held Tech under 250 total yards  
167, Navy, 9/12/2009

Blocked a punt  
Fresno State, 11/6/2010

Blocked an extra point attempt  
Fresno State, 11/6/2010

Blocked a field goal attempt  
Utah State, 10/9/2010

Recorded 30 first downs  
32, Hawai'i, 9/8/2007

## SITUATIONALLY-SPEAKING

Playing at home.....2-3

Playing on the road.....2-3

Playing on a neutral field.....1-0

Playing at night.....3-5

Playing during the day.....2-1

Tech scores on first possession.....3-1

Opponent scores on first possession.....2-2

Tech scores first.....3-2

Opponent scores first.....1-4

Tech leads after 1st quarter.....4-1

Opponent leads after 1st quarter.....0-4

Tied after 1st quarter.....1-1

Tech leads at halftime.....5-2

Opponent leads at halftime.....0-3

Tied at halftime.....0-1

Tech leads after 3rd quarter.....5-1

Opponent leads after 3rd quarter.....1-5

Games goes to overtime.....0-0

Tech has more total yards.....4-0

Opponent has more total yards.....1-6

Tech has more rushing yards.....5-2

Opponent has more rushing yards.....0-4

Tech has more passing yards.....2-2

Opponent has more passing yards.....3-4

Tech has more turnovers.....3-3

Opponent has more turnovers.....2-1

Teams have equal turnovers.....0-2

Tech has more penalties.....4-2

Opponent has more penalties.....1-4

Teams have equal penalties.....0-0

Tech has more time of possession.....2-3

Opponent has more time of possession.....3-3

Tech has 100-yard rusher.....4-1

Opponent has 100-yard rusher.....1-3

Tech scores at least 20 points.....5-4

Opponent scores at least 20 points.....3-4

Tech throws for 300 yards.....1-0

Opponent throws for 300 yards.....2-3

Playing on natural grass.....1-1

Playing on artificial surface.....4-5

Tech defense scores.....0-0

Opponent defense scores.....1-0

Tech returns KO/Punt for touchdown.....1-1

Opponent returns KO/Punt for touchdown.....0-1

# 2010 STATISTICS

## LOUISIANA TECH CAREER RECORD WATCH

### PASS ATTEMPTS

1.	1,775	Luke McCown	2000-03
2.	1,552	Tim Rattay	1997-99
3.	1,320	Jason Martin	1993-96
4.	1,103	Matt Dunigan	1979-82
5.	982	Gene Johnson	1988-91
6.	807	Terry Bradshaw	1966-69
7.	767	Zac Champion	2004-07
8.	<b>720</b>	<b>Ross Jenkins</b>	<b>2006-pres.</b>
9.	618	Ken Lantrip	1968-71
10.	609	Billy Laird	1962-65

### PASS COMPLETIONS

1.	1,063	Luke McCown	2000-03
2.	1,015	Tim Rattay	1997-99
3.	705	Jason Martin	1993-96
4.	550	Matt Dunigan	1979-82
5.	504	Gene Johnson	1988-91
6.	<b>424</b>	<b>Ross Jenkins</b>	<b>2006-pres.</b>
7.	424	Terry Bradshaw	1966-69
8.	423	Zac Champion	2004-07
9.	347	Billy Laird	1962-65
10.	324	Ken Lantrip	1968-71

### PASSING YARDS

1.	12,746	Tim Rattay	1997-99
2.	12,666	Luke McCown	2000-03
3.	9,062	Jason Martin	1993-96
4.	7,042	Matt Dunigan	1979-82
5.	6,589	Terry Bradshaw	1966-69
6.	6,059	Gene Johnson	1988-91
7.	4,964	Ken Lantrip	1968-71
8.	<b>4,848</b>	<b>Ross Jenkins</b>	<b>2006-pres.</b>
9.	4,725	Zac Champion	2004-07
10.	4,333	Billy Laird	1962-65

### PASSING TDs

1.	115	Tim Rattay	1997-99
2.	87	Luke McCown	2000-03
3.	64	Jason Martin	1993-96
4.	40	Matt Dunigan	1979-82
5.	39	Gene Johnson	1988-91
5.	39	Terry Bradshaw	1966-69
7.	<b>35</b>	<b>Ross Jenkins</b>	<b>2006-pres.</b>
8.	31	Steve Haynes	1973-76
9.	28	Matt Kubik	2002-05
10.	27	Billy Laird	1962-65
10.	27	Zac Champion	2004-07

### RECEPTIONS

1.	280	Troy Edwards	1996-98
2.	262	Chad Mackey	1993-96
3.	261	John Simon	1998-01
4.	246	James Jordan	1998-00
5.	234	Delwyn Daigre	1998-01
6.	198	Bobby Slaughter	1987-90
7.	182	Tommy Spinks	1966-69
8.	171	DJ Curry	2000-03
9.	155	Sean Cangelosi	1997-00
10.	139	Dean Jackson	1994-96
	<b>111</b>	<b>Phillip Livas</b>	<b>2007-pres.</b>

### RECEIVING YARDS

1.	4,352	Troy Edwards	1996-98
2.	3,763	Chad Mackey	1993-96
3.	3,056	Delwyn Daigre	1998-01
4.	2,963	Tommy Spinks	1966-69
5.	2,717	Roger Carr	1970-73
6.	2,596	John Simon	1998-01
7.	2,544	Bobby Slaughter	1987-90
8.	2,489	James Jordan	1998-00
9.	2,241	DJ Curry	2000-03
10.	2,111	Sean Cangelosi	1997-00
	<b>1,556</b>	<b>Phillip Livas</b>	<b>2007-pres.</b>

### TOTAL OFFENSIVE YARDS

1.	12,731	Luke McCown	2000-03
2.	12,643	Tim Rattay	1997-99
3.	8,938	Jason Martin	1993-96
4.	7,135	Matt Dunigan	1979-82
5.	6,664	Terry Bradshaw	1966-69
6.	5,990	Gene Johnson	1988-91
7.	<b>5,085</b>	<b>Ross Jenkins</b>	<b>2006-pres.</b>
8.	4,652	Ken Lantrip	1968-71
9.	4,304	Matt Kubik	2002, 2004-05
10.	3,865	Steven Haynes	1973-76

### TDs RESPONSIBLE FOR

1.	117 (115/2)	Tim Rattay	1997-99
2.	97 (87/10)	Luke McCown	2000-03
3.	67 (64/3)	Jason Martin	1993-96
4.	56 (39/17)	Terry Bradshaw	1966-69
5.	52 (0/52)	Charles McDaniel	1971-74
6.	49 (40/9)	Matt Dunigan	1979-82
7.	<b>41 (35/6)</b>	<b>Ross Jenkins</b>	<b>2006-pres.</b>
8.	40 (39/1)	Gene Johnson	1988-91
9.	36 (22/14)	Ken Lantrip	1968-71
10.	35 (30/5)	Steven Haynes	1973-76

### KICKOFF RETURNS

1.	<b>101</b>	<b>Phillip Livas</b>	<b>2007-Present</b>
2.	82	Erick Franklin	2001-04
3.	69	Patrick Jackson	2005-08
4.	66	Eric Newman	2003-06
4.	66	Derrick Douglas	1986-88
6.	54	Weldon Brown	2005-08
7.	48	Troy Edwards	1996-98
8.	44	Zachery Jones	1976-79
9.	43	Jonathan Maxwell	1994-96
9.	43	Ronnie Williams	1981-82, 1984

### KICKOFF RETURN YARDS

1.	<b>2,596</b>	<b>Phillip Livas</b>	<b>2007-Present</b>
2.	1,873	Erick Franklin	2001-04
3.	1,686	Patrick Jackson	2005-07
4.	1,418	Eric Newman	2003-06
5.	1,373	Derrick Douglas	1986-89
6.	1,233	Weldon Brown	2005-08
7.	1,154	Charles McDaniel	1971-74
8.	991	Troy Edwards	1996-98
9.	936	Ronnie Williams	1981-82, 1984
9.	936	Zachery Jones	1976-79

### PUNT RETURNS

1.	91	Wenford Wilborn	1971-74
2.	87	Lawrence Anderson	1974-77
2.	87	Corey Brazil	2001-03
4.	67	Lifford Jackson	1984-88
5.	65	Dean Jackson	1994-96
6.	50	Eric Johnson	1970-72
7.	47	Butch Daniel	1968
8.	<b>42</b>	<b>Phillip Livas</b>	<b>2007-pres.</b>
8.	39	John Simon	1998-00
8.	39	Sean Cangelosi	1997-00

### PUNT RETURN YARDS

1.	787	Lawrence Anderson	1974-77
2.	742	Wenford Wilborn	1971-74
3.	739	Corey Brazil	2001-03
4.	583	Dean Jackson	1994-96
5.	<b>569</b>	<b>Phillip Livas</b>	<b>2007-Present</b>
6.	485	Butch Daniel	1968
7.	440	Philip Beck	2007-08
8.	398	Eddie Brown	1989-90
9.	335	Sean Cangelosi	1997-00
10.	293	John Simon	1998-01

### SACKS

1.	38	Walter Johnson	1983-86
2.	16	Johnny Robinson	1977-80
3.	14	Mike Wood	1986-89
4.	<b>13.5</b>	<b>Matt Broha</b>	<b>2008-pres.</b>
5.	13.5	Courtney Wallace	1985-88
6.	13	Lorenza Baker	1988-91
7.	12	D'Anthony Smith	2006-09
7.	12	Keith Washington	1994-96
9.	11.5	Jemelle Cage	2001-04
10.	11	Ed Jackson	1978-80
10.	11	Doug "Tank" Landry	1982-85

### FIELD GOALS MADE

1.	65	Josh Scobee	2000-03
2.	64	Matt Stover	1986-89
3.	50	Chris Boniol	1990-93
3.	50	Marty Kent	1994-97
5.	46	Danny Horwedel	2004-07
6.	40	George Benyola	1984-85
7.	31	Jerry Pope	1973-76
7.	31	Robert Dager	1980-83
9.	<b>25</b>	<b>Matt Nelson</b>	<b>2009-pres.</b>
10.	17	Keith Swilley	1977-79

### PATs MADE

1.	144	Josh Scobee	2000-03
2.	129	Marty Kent	1994-97
3.	128	Jerry Pope	1973-76
4.	116	Danny Horwedel	2004-07
5.	105	Chris Boniol	1990-93
6.	<b>77</b>	<b>Matt Nelson</b>	<b>2009-pres.</b>
7.	75	Keith Swilley	1977-79
8.	51	Danny Norris	1971-73
9.	47	Brad Oestricheer	2004-08
10.	45	Roberto Dager	1980-83

## 2010 STATISTICS

## STARTING LINE-UPS: OFFENSE

		LT	LG	C	RG	RT	F	H	Y	X	Z	QB
9/4	vs. Grambling	McGill	Saia	Warner	Miles	Harmon	Creer	Casey	Jackson	Ikharo	Paige, A.	Jenkins
9/11	at Texas A&M	McGill	Saia	Warner	Miles	Harmon	Compton	Fitte	Gru	Guillot	Ikharo	Cameron
9/18	Navy	McGill	Saia	Warner	Miles	Harmon	Creer	Gru	Paige, A.	Jackson	Harper	Cameron
9/25	Southern Miss	McGill	Saia	Warner	Miles	Harmon	Creer	Fitte	Livas	Fortson	Ikharo	Cameron
10/2	at Hawai'i	McGill	Saia	Warner	Miles	Harmon	Compton	Fitte	Livas	Fortson	Ikharo	Hakmi
10/9	Utah State	McGill	Saia	Warner	Miles	Harmon	Compton	Casey	Guillot	Jackson	Ikharo	Jenkins
10/16	Idaho	McGill	Saia	Warner	Miles	Harmon	Compton	Casey	Paige, A.	Jackson	Ikharo	Jenkins
10/26	at Boise State	McGill	Saia	Warner	Miles	Harmon	Compton	Casey	Paige, A.	Livas	Ikharo	Jenkins
11/6	Fresno State	McGill	Saia	Warner	Miles	Mills	Compton	Fitte	Giles	Livas	Ikharo	Jenkins
11/13	at New Mexico St.	McGill	Saia	Warner	Miles	Mills	Creer	Casey	Guillot	Livas	Ikharo	Jenkins
11/27	at San Jose State	McGill	Saia	Warner	Miles	Mills	Creer	Casey	Guillot	Livas	Ikharo	Jenkins
12/4	Nevada											

## STARTING LINE-UPS: DEFENSE

		DE	DT	DT	DE	SLB	MLB	NICK/WLB	LCB	SS	FS	RCB
9/4	vs. Grambling	Broha	Hitt	Randle, R.	Grigsby	Dudley	Cole	Calais	Victorian	Boyd	Broades	Paige, O.
9/11	at Texas A&M	Broha	Hitt	Randle, R.	Grigsby	Dudley	Randle, S.	Rust (W)	Victorian	Boyd	Broades	Paige, O.
9/18	Navy	Broha	Hitt	Lucas	Enemkpali	Dudley	Randle, S.	Calais	Victorian	Boyd	Broades	Paige, O.
9/25	Southern Miss	Broha	Hitt	Lucas	Enemkpali	Dudley	Cole	Calais	Victorian	Boyd	Broades	Paige, O.
10/2	at Hawai'i	Broha	Hitt	Grigsby	Enemkpali	Dudley	Cole	Williams	Victorian	Boyd	Crowe	Paige, O.
10/9	Utah State	Broha	Hitt	Grigsby	Enemkpali	Dudley	Cole	Rust (W)	Victorian	Boyd	Crowe	Paige, O.
10/16	Idaho	Broha	Hitt	Grigsby	Enemkpali	Dudley	Randle, S.	Rust (W)	Victorian	Boyd	Crowe	Paige, O.
10/26	at Boise State	Broha	Hitt	Grigsby	Enemkpali	Dudley	Cole	Rust (W)	Victorian	Boyd	Crowe	Williams
11/6	Fresno State	Broha	Hitt	Grigsby	Enemkpali	Dudley	Randle, S.	Rust (W)	Victorian	Boyd	Crowe	Williams
11/13	at New Mexico St.	Broha	Hitt	Grigsby	Enemkpali	Dudley	Cole	Calais	Victorian	Boyd	Crowe	Paige, O.
11/27	at San Jose State	Broha	Hitt	Grigsby	Enemkpali	Dudley	Randle, S.	Williams	Victorian	Goodman	Johnson	Paige, O.
12/4	Nevada											

## START CHART

## OFFENSE

Player	Yr.	Consecutive Total		----Starts by Year----			
		Starts	Starts	2010	2009	2008	2007
Colby Cameron, QB	R-So.	0	3	3	0	-	-
Richie Casey, WR	R-So.	2	6	6	-	-	-
Kris Cavitt, OL	Jr.	0	6	-	0	6	-
Myke Compton, RB	R-Sr.	0	6	6	0	0	0
Lennon Creer, RB	R-Jr.	2	5	5	-	-	-
Roosevelt Falls, RB	Sr.	0	4	-	3	0	1
Lyle Fitte, WR/RB	So.	0	8	4	4	-	-
Carey Fortson, WR	Fr.	0	2	2	-	-	-
David Gru, WR	R-So.	0	2	2	-	-	-
Andrew Guillot, WR	So.	2	4	4	0	-	-
Tarik Hakmi, QB	So.	0	1	1	-	-	-
Cudahy Harmon, OL	Sr.	0	27	8	7	11	1
Taulib Ikharo, WR	Jr.	11	11	11	-	-	-
Jacarri Jackson, WR	R-Fr.	0	4	4	-	-	-
Ross Jenkins, QB	R-Sr.	6	27	7	12	8	-
Phillip Livas, WR	Sr.	4	20	6	3	6	5
Rob McGill, OL	Sr.	42	42	11	12	13	6
Jared Miles, OL	Sr.	11	33	11	9	7	6
Jordan Mills, OL	So.	3	8	3	5	-	-
C. Nickelson, WR	R-So.	0	2	-	2	-	-
Ahmad Paige, WR	R-Jr.	0	4	4	-	-	-
Kevin Saia, OL	R-So.	14	14	11	3	-	-
Chandler Spence, WR	R-So.	0	0	-	0	-	-
Stephen Warner, OL	R-So.	14	14	11	3	-	-

## DEFENSE

Player	Yr.	Consecutive Total		----Starts by Year----			
		Starts	Starts	2010	2009	2008	2007
Chad Boyd, S	So.	11	14	10	4	-	-
C.J. Broades, S	So.	0	6	4	2	-	-
Matt Broha, DL	Jr.	15	33	11	9	13	-
Tank Calais, S	Sr.	0	18	4	11	3	0
Terry Carter, CB	R-Jr.	0	10	-	6	4	-
Adrien Cole, LB	Jr.	0	17	6	11	0	-
Javontay Crowe, S	So.	0	6	6	0	-	-
Jay Dudley, LB	R-Jr.	14	24	11	11	2	-
IK Enemkpali, LB	R-Fr.	9	9	9	-	-	-
Randy Grigsby, DL	R-Sr.	7	12	9	0	2	1
Mason Hitt, DL	Sr.	11	28	11	5	12	0
Christian Lacey, DL	Jr.	0	1	-	1	0	-
Shakeil Lucas, DL	R-Fr.	0	2	2	-	-	-
Olajuwon Paige, CB	Sr.	2	13	9	4	-	-
Ramone Randle, DL	R-Sr.	0	2	2	0	0	-
Solomon Randle, LB	R-So.	1	6	5	1	-	-
Dusty Rust, LB	Jr.	0	5	5	0	0	-
Josh Victorian, CB	Sr.	2	15	9	5	1	-
Ryan Williams, CB	So.	1	4	4	-	-	-

# 2010 STATISTICS

## EXPLOSIVE PLAYS FROM SCRIMMAGE (20 YARDS OR LONGER)

### RUNNING PLAYS

Yds	Rusher	Opponent	Result of Rush	Result of Drive
66	Lennon Creer	San Jose St.	1st&Goal on SJSU05	Touchdown
62	Phillip Livas	N.M. State	Touchdown	Touchdown
44	Tim Molton	Utah State	1st&10 on USU32	Blocked FG
40	Lennon Creer	San Jose St.	Touchdown	Touchdown
37	Lennon Creer	Grambling	1st&10 on GSU02	Touchdown
36	Lennon Creer	Navy	1st&10 on Navy37	Interception
35	Lennon Creer	Idaho	1st&10 on Idaho47	Fumble
34	Lennon Creer	N.M. State	1st&10 on NMSU36	Touchdown
26	Ray Holley	San Jose St.	1st&10 on SJSU19	Touchdown
25	Lennon Creer	Idaho	1st&10 on Idaho06	Touchdown
25	Lennon Creer	Boise State	Touchdown	Touchdown
24	Lennon Creer	Fresno State	1st&10 on Fresno32	TO on Downs
23	Lennon Creer	Boise State	1st&10 on Tech47	TO on Downs

### PASSING PLAYS

Yds	Connection	Opponent	Result of Pass	Result of Drive
52	Jenkins to Livas	Idaho	Touchdown	Touchdown
49	Jenkins to Casey	Idaho	1st&10 on Idaho21	Missed FG
42	Casey to Jenkins	Fresno State	Fumble Recovery for TD	Fumble/TD
41	Jenkins to Jackson	N.M. State	1st&10 on NMSU14	Touchdown
38	Hakmi to Fortson	So. Miss	1st&10 on Tech39	Punt
36	Hakmi to Fitte	So. Miss	1st&10 on USM48	Touchdown
36	Hakmi to Ikharo	Texas A&M	1st&10 on A&M32	Touchdown
35	Hakmi to Harper	Texas A&M	Touchdown	Touchdown
32	Jenkins to Casey	Hawai'i	Touchdown	Touchdown
32	Cameron to Casey	Navy	1st&10 on Navy44	Field Goal
32	Jenkins to A. Paige	Idaho	Touchdown	Touchdown
31	Jenkins to Fitte	Idaho	1st&10 on Idaho31	Touchdown
30	Jenkins to A. Paige	Boise State	1st&Goal on BSU01	Touchdown
28	Jenkins to Ikharo	Fresno State	Touchdown	Touchdown
27	Cameron to Gru	Grambling	1st&10 on Tech48	TO on Downs
26	Jenkins to Livas	San Jose St.	1st&10 on SJSU16	Touchdown
26	Jenkins to Creer	Boise State	1st&10 on Tech47	Touchdown
25	Jenkins to Casey	Fresno State	1st&10 on Fresno14	Touchdown
25	Hakmi to Fortson	So. Miss	1st&10 on USM46	Field Goal
25	Cameron to Ikharo	Grambling	1st&10 on Tech33	Fumble
24	Jenkins to Casey	N.M. State	1st&10 on NMSU33	Touchdown
24	Hakmi to A. Paige	So. Miss	1st&10 on Tech44	Punt
23	Jenkins to Casey	Hawai'i	1st&10 on 50	Touchdown
23	Jenkins to Livas	Boise State	Touchdown	Touchdown
22	Jenkins to Holley	N.M. State	1st&10 on NMSU13	Touchdown
22	Jenkins to A. Paige	Idaho	1st&10 on Tech36	Touchdown
20	Jenkins to Ikharo	Fresno State	Touchdown	Touchdown
20	Jenkins to Molton	Utah State	2st&10 on USU24	Touchdown
20	Hakmi to Livas	So. Miss	1st&10 on Tech43	Interception
20	Cameron to Ikharo	Navy	1st&10 on Navy30	Touchdown
20	Cameron to Harper	Navy	1st&10 on Navy 37	Field Goal
20	Jenkins to A. Paige	Idaho	1st&10 on Tech45	Field Goal

## EXPLOSIVE KICK RETURNS (30 YARDS OR LONGER)

Yds	Returner	Opponent	Result of Return	Result of Drive
95	Phillip Livas	Fresno State	Touchdown	Touchdown
56	Lyle Fitte	Navy	1st&10 on Navy43	Punt
51	Lyle Fitte	Idaho	1st&10 on Idaho45	Touchdown
48	Phillip Livas	Texas A&M	1st&10 on A&M46	TO on Downs
41	Lyle Fitte	Hawai'i	1st&10 on Tech44	TO on Downs
41	Ryan Williams	Navy	1st&10 on Tech47	Fumble
38	Phillip Livas	Texas A&M	1st&10 on Tech41	Punt
37	Ryan Williams	Fresno State	1st&10 on Fresno48	Touchdown
32	Phillip Livas	Boise State	1st&10 on Tech33	Fumble
30	Ryan Williams	Navy	1st&10 on Tech30	Field Goal

## EXPLOSIVE PUNT RETURNS (20 YARDS OR LONGER)

Yds	Returner	Opponent	Result of Return	Result of Drive
88	Phillip Livas	San Jose St.	Touchdown	Touchdown
29	Phillip Livas	Fresno State	1st&10 on Tech40	Punt
26	Rufus Porter	So. Miss	Safety	Safety

## EXPLOSIVE INT/FUMBLE RETURNS (20 YARDS OR LONGER)

Yds	Returner	Opponent	Result of Return	Result of Drive
46	Chad Boyd	Grambling	1st&10 on GSU47	End of Game
30	Chad Boyd	N.M. State		
28	Solomon Randle	Boise State	1st&10 on Tech41	TO on Downs

## SCORING DRIVE ANALYSIS

	Louisiana Tech		Opponent	
	TD	FG	TD	FG
Negative yards	-	1	-	-
0-9 yards	1	1	4	-
10-19 yards	-	1	3	-
20-29 yards	-	1	1	-
30-39 yards	4	1	3	2
40-49 yards	5	2	2	6
50-59 yards	3	4	3	4
60-69 yards	8	2	4	1
70-79 yards	10	-	9	2
80-89 yards	5	-	7	1
90-99 yards	1	-	4	-
Return	2	-	1	-

## GAME OPENING DRIVES

	-----Louisiana Tech-----				-----Opponent-----			
	Plays	Yards	TOP	Result	Plays	Yards	TOP	Result
Grambling	7	69	2:11	Touchdown	8	58	4:01	Field Goal
Texas A&M	2	0	0:21	INT	4	7	1:25	Missed FG
Navy	7	35	2:53	Punt	9	97	5:01	Touchdown
Southern Miss	3	0	0:24	Punt	3	5	0:40	Punt
Hawai'i	3	3	0:51	Punt	14	61	6:14	Field Goal
Utah State	12	76	4:17	Touchdown	14	52	5:50	Missed FG
Idaho	8	73	1:55	Touchdown	12	53	4:00	Missed FG
Boise State	4	11	2:02	Punt	8	60	3:08	Missed FG
Fresno State	6	48	1:57	Touchdown	4	11	1:20	Fumble
N.M. State	3	9	0:50	Punt	3	0	1:34	Punt
San Jose State	3	52	0:59	Touchdown	2	71	0:48	Touchdown
Nevada								

## SECOND HALF OPENING DRIVES

	-----Louisiana Tech-----				-----Opponent-----			
	Plays	Yards	TOP	Result	Plays	Yards	TOP	Result
Grambling	5	22	2:34	Punt	14	57	7:29	Field Goal
Texas A&M	7	30	1:57	Downs	5	83	1:31	Touchdown
Navy	3	14	0:50	Fumble	12	72	5:05	Touchdown
Southern Miss	5	22	1:49	Punt	6	60	2:01	Touchdown
Hawai'i	11	75	2:56	Touchdown	5	75	2:22	Touchdown
Utah State	13	39	5:23	INT	9	73	4:02	Field Goal
Idaho	9	45	3:15	Touchdown	7	49	2:21	Blocked FG
Boise State	14	80	5:23	Touchdown	0	0	0:00	Fumble
Fresno State	3	7	1:14	Punt	3	2	1:38	Interception
N.M. State	1	0	0:11	INT	8	29	3:05	TO on Downs
San Jose State	9	32	2:55	Punt	6	48	2:34	Field Goal
Nevada								

# 2010 STATISTICS

## SCORING DRIVES

Sept. 4 vs. Grambling	Quarter	Time	Plays	Yards	Elapsed
Compton 1-yd run	1	12:49	7	69	2:11
Compton 2-yd run	2	13:29	12	80	3:55
Nelson 39-yd field goal	2	9:17	6	17	2:12
Nelson 45-yd field goal	4	2:08	4	2	1:36

Sept. 11 at Texas A&M	Quarter	Time	Plays	Yards	Elapsed
Nelson 37-yd field goal	1	2:58	7	38	2:10
Hakmi 1-yd run	2	4:32	4	1	1:30
Harper 35-yd pass from Hakmi	3	6:12	5	74	2:07

Sept. 18 vs. Navy	Quarter	Time	Plays	Yards	Elapsed
Nelson 25-yd field goal	1	3:26	11	62	3:40
Nelson 36-yd field goal	2	12:38	12	47	3:43
Fitte 2-yd run	2	9:08	10	50	3:02
Nelson 42-yd field goal	2	5:09	7	53	1:44
Ikharo 8-yd pass from Cameron	2	0:29	9	71	2:49

Sept. 25 vs. Southern Miss	Quarter	Time	Plays	Yards	Elapsed
Nelson 29-yd field goal	1	3:28	11	59	3:41
Casey 19-yd pass from Hakmi	4	11:07	7	84	2:50
Team Safety	4	10:01	-	-	-

Oct. 2 at Hawai'i	Quarter	Time	Plays	Yards	Elapsed
Casey 32-yd pass from Jenkins	2	2:49	10	80	3:39
Holley 1-yd run	3	11:59	11	75	2:56
Molton 8-yd pass from Jenkins	3	2:04	8	61	2:06

Oct. 9 vs. Utah State	Quarter	Time	Plays	Yards	Elapsed
Molton 11-yd pass from Jenkins	1	4:53	12	76	4:17
Creer 2-yd run	2	7:30	8	62	2:14
Nelson 38-yd field goal	2	0:36	9	56	3:17
Creer 10-yd run	4	4:21	11	62	4:46

Oct. 16 vs. Idaho	Quarter	Time	Plays	Yards	Elapsed
Creer 6-yd run	1	9:05	8	73	1:55
Nelson 31-yd field goal	2	14:51	14	61	4:39
A. Paige 32-yd pass from Jenkins	2	0:38	8	75	2:10
Jenkins 4-yd run	3	11:45	9	45	3:15
A. Paige 7-yd pass from Jenkins	3	3:43	10	72	3:00
Livas 52-yd pass from Jenkins	3	1:36	6	93	1:49
Nelson 39-yd field goal	4	5:04	4	-8	1:30
Creer 1-yd run	4	2:38	4	42	1:33

Oct. 26 at Boise State	Quarter	Time	Plays	Yards	Elapsed
Creer 1-yd run	1	3:29	10	73	3:39
Livas 23-yd pass from Jenkins	3	9:37	14	80	5:23
Creer 25-yd run	4	0:44	5	36	1:21

Nov. 6 vs. Fresno State	Quarter	Time	Plays	Yards	Elapsed
Ikharo 28-yd pass from Jenkins	1	13:03	6	48	1:57
Ikharo 0-yd fumble recovery	1	11:27	1	43	0:16
Ikharo 20-yd pass from Jenkins	3	7:11	5	56	1:07
Livas 95-yd kickoff return	4	4:10	-	-	-
Casey 19-yd pass from Jenkins	4	1:12	7	67	1:08

Nov. 13 at New Mexico State	Quarter	Time	Plays	Yards	Elapsed
Guillot 11-yd pass from Jenkins	1	7:00	6	47	2:13
Creer 5-yd run	1	3:47	6	70	1:58
Nelson 47-yd field goal	2	14:49	8	25	2:03
Jenkins 7-yd run	2	1:31	9	83	3:31
Nelson 21-yd field goal	4	10:14	11	41	4:35
Livas 62-yd run	4	4:53	3	67	1:18
Livas 9-yd run	4	1:31	6	37	3:18

Nov. 27 at San Jose State	Quarter	Time	Plays	Yards	Elapsed
Creer 40-yd run	1	14:01	3	52	0:59
Creer 1-yd run	1	9:17	6	66	1:28
Holley 4-yd run	1	2:09	4	78	1:00
Nelson 33-yd field goal	2	6:17	14	55	4:25
Creer 4-yd run	2	3:24	6	33	1:49
Livas 88-yd punt return	3	4:41	-	-	-
Jenkins 6-yd run	4	3:17	12	70	4:15

Dec. 4 vs. Nevada	Quarter	Time	Plays	Yards	Elapsed
-------------------	---------	------	-------	-------	---------

## SCORING DRIVE SUPERLATIVES

### Longest Touchdown Plays

95 yds	Phillip Livas KR vs. Fresno State
88 yds	Phillip Livas PR at San Jose State
62 yds	Phillip Livas at New Mexico State
52 yds	Phillip Livas catch vs. Idaho
40 yds	Lennon Creer run at San Jose State
35 yds	Eric Harper catch vs. Texas A&M
32 yds	Richie Casey catch at Hawai'i
32 yds	Ahmad Paige catch vs. Idaho
28 yds	Taulib Ikharo catch vs. Fresno State
25 yds	Lennon Creer at #2 Boise State

### Fewest Plays

1 play (TD)	vs. Fresno State
3 plays (TD)	at San Jose State
3 plays (TD)	at New Mexico State
4 plays (TD)	at San Jose State
4 plays (FG)	vs. Grambling
4 plays (TD)	at Texas A&M
4 plays (FG)	vs. Idaho
4 plays (TD)	vs. Idaho
5 plays (TD)	at Texas A&M
5 plays (TD)	at #2 Boise State
5 plays (TD)	vs. Fresno State

### Least Time Elapsed

0:16 (TD)	vs. Fresno State
0:59 (TD)	at San Jose State
1:00 (TD)	at San Jose State
1:07 (TD)	vs. Fresno State
1:08 (TD)	vs. Fresno State
1:18 (TD)	at New Mexico State
1:21 (TD)	at #2 Boise State
1:28 (TD)	at San Jose State
1:30 (TD)	at Texas A&M
1:30 (FG)	vs. Idaho

### Most Time Elapsed

5:23 (TD)	at #2 Boise State
4:46 (TD)	vs. Utah State
4:39 (FG)	vs. Idaho
4:35 (FG)	at New Mexico State
4:25 (FG)	at San Jose State
4:17 (TD)	vs. Utah State
4:15 (TD)	at San Jose State
3:55 (TD)	vs. Grambling
3:43 (FG)	vs. Navy
3:41 (FG)	vs. Southern Miss

### Most Yards Covered

93 yards (TD)	vs. Idaho
84 yards (TD)	vs. Southern Miss
83 yards (TD)	at New Mexico State
80 yards (TD)	vs. Grambling
80 yards (TD)	at Hawai'i
78 yards (TD)	at San Jose State
76 yards (TD)	vs. Utah State
75 yards (TD)	at Hawai'i
75 yards (TD)	vs. Idaho
74 yards (TD)	at Texas A&M
73 yards (TD)	vs. Idaho
73 yards (TD)	at #2 Boise State

### Most Plays

14 plays (FG)	at San Jose State
14 plays (TD)	at #2 Boise State
14 plays (FG)	vs. Idaho
12 plays (TD)	at San Jose State
12 plays (TD)	vs. Grambling
12 plays (TD)	vs. Utah State
11 plays (TD)	vs. Southern Miss
11 plays (TD)	at Hawai'i
11 plays (TD)	vs. Utah State
11 plays (FG)	at New Mexico State

# 2010 STATISTICS

## RESULTS

DATE	OPPONENT	W/L	SCORE	ATTEND
Sept. 4	vs. Grambling State	W	20-6	34,762
Sept. 11	at Texas A&M	L	16-48	77,579
Sept. 18	Navy	L	32-37	23,122
Sept. 25	Southern Miss	L	12-13	22,344
Oct. 2	at Hawai'i	L	21-41	29,469
Oct. 9	Utah State	W	24-6	16,073
Oct. 16	Idaho	W	48-35	19,750
Oct. 26	at #2 Boise State	L	20-49	32,026
Nov. 6	Fresno State	L	34-40	17,057
Nov. 13	at New Mexico State	W	41-20	12,486
Nov. 27	at San Jose State	W	45-38	8,467
Dec. 4	#23 Nevada			

## TEAM STATISTICS

Category	TECH	OPP
<b>SCORING</b>	304	333
Points Per Game	27.6	30.3
<b>FIRST DOWNS</b>	234	252
Rushing	104	92
Passing	115	142
Penalty	15	18
<b>RUSHING YARDAGE</b>	1947	1703
Yards gained rushing	2199	1938
Yards lost rushing	252	235
Rushing Attempts	433	418
Average Per Rush	4.5	4.1
Average Per Game	177.0	154.8
TDs Rushing	21	12
<b>PASSING YARDAGE</b>	2439	3323
Comp-Att-Int	246-401-15	254-423-12
Average Per Pass	6.1	7.9
Average Per Catch	9.9	13.1
Average Per Game	221.7	302.1
TDs Passing	15	27
<b>TOTAL OFFENSE</b>	4386	5026
Total Plays	834	841
Average Per Play	5.3	6.0
Average Per Game	398.7	456.9
<b>KICK RETURNS: #-Yards</b>	61-1414	53-1120
<b>PUNT RETURNS: #-Yards</b>	15-200	18-106
<b>INT RETURNS: #-Yards</b>	12-154	15-130
<b>KICK RETURN AVERAGE</b>	23.2	21.1
<b>PUNT RETURN AVERAGE</b>	13.3	5.9
<b>INT RETURN AVERAGE</b>	12.8	8.7
<b>FUMBLES-LOST</b>	26-13	20-11
<b>PENALTIES-Yards</b>	54-477	65-570
Average Per Game	43.4	51.8
<b>PUNTS-Yards</b>	57-2258	59-2144
Average Per Punt	39.6	36.3
Net punt average	36.4	31.3
<b>TIME OF POSSESSION/Game</b>	27:19	32:41
<b>3RD-DOWN Conversions</b>	62/169	69/169
3rd-Down Pct	37%	41%
<b>4TH-DOWN Conversions</b>	14/25	5/9
4th-Down Pct	56%	56%
<b>SACKS BY-Yards</b>	23-134	17-118
<b>MISC YARDS</b>	0	0
<b>TOUCHDOWNS SCORED</b>	38	41
<b>FIELD GOALS-ATTEMPTS</b>	13-17	16-23
<b>ON-SIDE KICKS</b>	0-1	0-2
<b>RED-ZONE SCORES</b>	(35-45) 78%	(39-47) 83%
<b>RED-ZONE TOUCHDOWNS</b>	(26-45) 58%	(26-47) 55%
<b>PAT-ATTEMPTS</b>	(35-38) 92%	(39-41) 95%
<b>ATTENDANCE</b>	98,346	160,027
Games/Avg Per Game	5/19,669	5/32,005
Neutral Site Games		1/34,762

## RUSHING

Player	GP	Att	Gain	Loss	Net	Avg	TD	Long	Avg/G
Lennon Creer	11	194	1192	60	1132	5.8	10	66	102.9
Ray Holley	11	42	190	8	182	4.3	2	26	16.5
Myke Compton	11	48	185	8	177	3.7	2	16	16.1
Phillip Livas	9	17	142	13	129	7.6	2	62	14.3
Ross Jenkins	10	50	173	72	101	2.0	3	15	10.1
Tim Molton	5	9	93	0	93	10.3	0	44	18.6
Lyle Fitte	11	12	58	1	57	4.8	1	16	5.2
Colby Cameron	10	25	92	47	45	1.8	0	16	4.5
Tarik Hakmi	3	23	58	17	41	1.8	1	13	13.7
Steven Ensminger	2	1	7	0	7	7.0	0	7	3.5
Matt Broha	11	1	6	0	6	6.0	0	6	0.5
Roosevelt Falls	10	1	3	0	3	3.0	0	0	0.3
Ryan Williams	11	1	0	3	-3	-3.0	0	0	-0.3
<b>TEAM</b>	8	9	0	23	-23	-2.6	0	0	-2.9
<b>Total</b>	11	433	2199	252	1947	4.5	21	66	177.0
<b>Opponents</b>	11	418	1938	235	1703	4.1	12	67	154.8

## PASSING

Player	G	Effic	Cmp-Att-Int	Pct	Yds	TD	Lng	Avg/G
Ross Jenkins	10	125.24	158-251-6	62.9	1572	11	52	157.2
Colby Cameron	10	94.53	54-91-5	59.3	461	1	32	46.1
Tarik Hakmi	3	111.89	32-54-4	59.3	355	2	38	118.3
Richie Casey	11	395.60	1-2-0	50.0	43	1	42	3.9
Ryan Allen	11	167.20	1-1-0	100.0	8	0	8	0.7
Ray Holley	11	0.00	0-1-0	0.0	0	0	0	0.0
Tim Molton	5	0.00	0-1-0	0.0	0	0	0	0.0
<b>Total</b>	11	117.30	246-401-15	61.3	2439	15	52	221.7
<b>Opponents</b>	11	141.43	254-423-12	60.0	3323	27	76	302.1

## RECEIVING

Player	G	No.	Yds	Avg	TD	Long	Avg/G
Taulib Ikharo	11	46	445	9.7	4	36	40.5
Richie Casey	11	42	432	10.3	3	49	39.3
Lyle Fitte	11	23	193	8.4	0	36	17.5
Lennon Creer	11	23	175	7.6	0	26	15.9
Phillip Livas	9	20	240	12.0	2	52	26.7
Ahmad Paige	7	16	217	13.6	2	32	31.0
Andrew Guillot	11	14	81	5.8	1	15	7.4
Myke Compton	11	12	71	5.9	0	12	6.5
Ray Holley	11	11	98	8.9	0	22	8.9
Jacarri Jackson	10	10	113	11.3	0	41	11.3
Tim Molton	5	10	83	8.3	2	20	16.6
David Gru	8	7	97	13.9	0	27	12.1
Eric Harper	6	5	76	15.2	1	35	12.7
Carey Fortson	7	4	64	16.0	0	38	9.1
Ross Jenkins	10	1	43	43.0	0	42	4.3
Matt Broha	11	1	8	8.0	0	8	0.7
Quinn Giles	6	1	3	3.0	0	3	0.5
<b>Total</b>	11	246	2439	9.9	15	52	221.7
<b>Opponents</b>	11	254	3323	13.1	27	76	302.1

## TOTAL OFFENSE

Player	G	Plays	Rush	Pass	Total	Avg/G
Ross Jenkins	10	301	101	1572	1673	167.3
Lennon Creer	11	194	1132	0	1132	102.9
Colby Cameron	10	116	45	461	506	50.6
Tarik Hakmi	3	77	41	355	396	132.0
Ray Holley	11	43	182	0	182	16.5
Myke Compton	11	48	177	0	177	16.1
Phillip Livas	9	17	129	0	129	14.3
Tim Molton	5	10	93	0	93	18.6
Lyle Fitte	11	12	57	0	57	5.2
Richie Casey	11	2	0	43	43	3.9
Ryan Allen	11	1	0	8	8	0.7
Steven Ensminger	2	1	7	0	7	3.5
Matt Broha	11	1	6	0	6	0.5
Roosevelt Falls	10	1	3	0	3	0.3
Ryan Williams	11	1	-3	0	-3	-0.3
<b>TEAM</b>	8	9	-23	0	-23	-2.9
<b>Total</b>	11	834	1947	2439	4386	398.7
<b>Opponents</b>	11	841	1703	3323	5026	456.9

SCORE BY QUARTERS	1st	2nd	3rd	4th	OT	Total
Louisiana Tech	86	84	61	73	-	304
Opponents	68	85	95	85	-	333

# 2010 STATISTICS

## SCORING

SCORING	TD	----- PATS -----							Points
		FGs	Kick	Rush	Rcv	Pass	DXP	Saf	
Matt Nelson	0	13-17	35-38	0-0	0	0-0	0	0	74
Lennon Creer	10	0-0	0-0	0-0	0	0-0	0	0	60
Phillip Livas	6	0-0	0-0	0-0	0	0-0	0	0	36
Taulib Ikharo	4	0-0	0-0	0-0	0	0-0	0	0	24
Ross Jenkins	3	0-0	0-0	0-0	0	0-0	0	0	18
Richie Casey	3	0-0	0-0	0-0	0	0-0	0	0	18
Ray Holley	2	0-0	0-0	0-0	0	0-0	0	0	12
Ahmad Paige	2	0-0	0-0	0-0	0	0-0	0	0	12
Tim Molton	2	0-0	0-0	0-0	0	0-0	0	0	12
Myke Compton	2	0-0	0-0	0-0	0	0-0	0	0	12
Lyle Fitte	1	0-0	0-0	0-0	0	0-0	0	0	6
Andrew Guillot	1	0-0	0-0	0-0	0	0-0	0	0	6
Eric Harper	1	0-0	0-0	0-0	0	0-0	0	0	6
Tarik Hakmi	1	0-0	0-0	0-0	0	0-0	0	0	6
TEAM	0	0-0	0-0	0-0	0	0-0	0	1	2
<b>Total</b>	<b>38</b>	<b>13-17</b>	<b>35-38</b>	<b>0-0</b>	<b>0</b>	<b>0-0</b>	<b>0</b>	<b>1</b>	<b>304</b>
<b>Opponents</b>	<b>41</b>	<b>16-23</b>	<b>39-41</b>	<b>0-0</b>	<b>0</b>	<b>0-0</b>	<b>0</b>	<b>0</b>	<b>333</b>

## PUNT RETURNS

	No.	Yds	Avg	TD	Long
Phillip Livas	11	168	15.3	1	88
Ryan Williams	3	6	2.0	0	4
Rufus Porter	1	26	26.0	0	0
<b>Total</b>	<b>15</b>	<b>200</b>	<b>13.3</b>	<b>1</b>	<b>88</b>
<b>Opponents</b>	<b>18</b>	<b>106</b>	<b>5.9</b>	<b>1</b>	<b>54</b>

## KICK RETURNS

Player	No.	Yds	Avg	TD	Long
Phillip Livas	29	700	24.1	1	95
Lyle Fitte	12	321	26.8	0	56
Ryan Williams	10	235	23.5	0	41
Myke Compton	4	96	24.0	0	33
Chandler Spence	4	40	10.0	0	14
Ray Holley	1	8	8.0	0	8
Chad Boyd	1	14	14.0	0	14
<b>Total</b>	<b>61</b>	<b>1414</b>	<b>23.2</b>	<b>1</b>	<b>95</b>
<b>Opponents</b>	<b>53</b>	<b>1120</b>	<b>21.1</b>	<b>0</b>	<b>57</b>

## INTERCEPTIONS

	No.	Yds	Avg	TD	Long
Chad Boyd	4	76	19.0	0	46
Ryan Williams	2	18	9.0	0	18
Josh Victorian	2	10	5.0	0	9
Solomon Randle	1	28	28.0	0	28
Randy Grigsby	1	0	0.0	0	0
Olajuwon Paige	1	15	15.0	0	15
Javontay Crowe	1	7	7.0	0	7
<b>Total</b>	<b>12</b>	<b>154</b>	<b>12.8</b>	<b>0</b>	<b>46</b>
<b>Opponents</b>	<b>15</b>	<b>130</b>	<b>8.7</b>	<b>1</b>	<b>41</b>

## FUMBLE RETURNS

	No.	Yds	Avg	TD	Long
Chad Boyd	1	6	6.0	0	6
<b>Total</b>	<b>1</b>	<b>6</b>	<b>6.0</b>	<b>0</b>	<b>6</b>
<b>Opponents</b>	<b>1</b>	<b>54</b>	<b>54.0</b>	<b>0</b>	<b>54</b>

## ALL PURPOSE

Player	G	Rush	Rec	PR	KOR	IR	Tot	Avg/G
Lennon Creer	11	1132	175	0	0	0	1307	118.8
Phillip Livas	9	129	240	168	700	0	1237	137.4
Lyle Fitte	11	57	193	0	321	0	571	51.9
Taulib Ikharo	11	0	445	0	0	0	445	40.5
Richie Casey	11	0	432	0	0	0	432	39.3
Myke Compton	11	177	71	0	96	0	344	31.3
Ray Holley	11	182	98	0	8	0	288	26.2
Ryan Williams	11	-3	0	6	235	18	256	23.3
Ahmad Paige	7	0	217	0	0	0	217	31.0
Tim Molton	5	93	83	0	0	0	176	35.2
Ross Jenkins	10	101	43	0	0	0	144	14.4
Jacarri Jackson	10	0	113	0	0	0	113	11.3
David Gru	8	0	97	0	0	0	97	12.1
Chad Boyd	11	0	0	0	14	76	90	8.2
Andrew Guillot	11	0	81	0	0	0	81	7.4
Eric Harper	6	0	76	0	0	0	76	12.7
Carey Fortson	7	0	64	0	0	0	64	9.1
Colby Cameron	10	45	0	0	0	0	45	4.5
Tarik Hakmi	3	41	0	0	0	0	41	13.7
Chandler Spence	9	0	0	0	40	0	40	4.4
Solomon Randle	11	0	0	0	0	28	28	2.5
Rufus Porter	9	0	0	26	0	0	26	2.9
Olajuwon Paige	11	0	0	0	0	15	15	1.4
Matt Broha	11	6	8	0	0	0	14	1.3
Josh Victorian	11	0	0	0	0	10	10	0.9
Steven Ensminger	2	7	0	0	0	0	7	3.5
Javontay Crowe	11	0	0	0	0	7	7	0.6
Roosevelt Falls	10	3	0	0	0	0	3	0.3
Quinn Giles	6	0	3	0	0	0	3	0.5
TEAM	8	-23	0	0	0	0	-23	-2.9
<b>Total</b>	<b>11</b>	<b>1947</b>	<b>2439</b>	<b>200</b>	<b>1414</b>	<b>154</b>	<b>6154</b>	<b>559.5</b>
<b>Opponents</b>	<b>11</b>	<b>1703</b>	<b>3323</b>	<b>106</b>	<b>1120</b>	<b>130</b>	<b>6382</b>	<b>580.2</b>

## FIELD GOALS

	FGM-FGA	Pct	01-19	20-29	30-39	40-49	50-99	Lg	Blk
Matt Nelson	13-17	76.5	0-0	3-4	7-8	3-5	0-0	47	1

## FIELD GOAL SEQUENCE

Numbers in (parentheses) indicate field goal was made.

	LOUISIANA TECH	OPPONENTS
Grambling State	(39),27,(45)	(39),52,(34)
at Texas A&M	(37)	35,(40),(22)
Navy	(25),(36),(42)	(37)
Southern Miss	(29)	(45),(37)
at Hawai'i	-	(36),(24)
Utah State	(38),45	40,(40),(22)
Idaho	(31),38,(39)	44,50
at #2 Boise State	-	30
Fresno State	-	(49),40,(27)
at New Mexico State	(47),44,(21)	(26),(31)
at San Jose State	(33)	(34)
Nevada		

## PUNTING

	No.	Yds	Avg	Long	TB	FC	I20	Blkd
Ryan Allen	56	2258	40.3	66	4	19	20	0
TEAM	1	0	0.0	0	0	0	0	1
<b>Total</b>	<b>57</b>	<b>2258</b>	<b>39.6</b>	<b>66</b>	<b>4</b>	<b>19</b>	<b>20</b>	<b>1</b>
<b>Opponents</b>	<b>59</b>	<b>2144</b>	<b>36.3</b>	<b>72</b>	<b>5</b>	<b>22</b>	<b>12</b>	<b>1</b>

## KICKOFFS

	No.	Yds	Avg	TB	OB	Retn	Net	YdLn
Matt Nelson	44	2670	60.7	4	1			
John Hinton	17	1074	63.2	1	1			
<b>Total</b>	<b>61</b>	<b>3744</b>	<b>61.4</b>	<b>5</b>	<b>2</b>	<b>1120</b>	<b>41.4</b>	<b>28</b>
<b>Opponents</b>	<b>66</b>	<b>4036</b>	<b>61.2</b>	<b>3</b>	<b>1</b>	<b>1414</b>	<b>38.8</b>	<b>31</b>

# 2010 STATISTICS

## DEFENSIVE LEADERS

No.	Defensive Leaders	GP-GS	-----Tackles-----			TFL/Yds	-Sacks-		---Pass Def---			-Fumbles-		Blkd	
			Solo	Ast	Total		No-Yards	Int-Yds	BrUp	QBH	Rcv-Yds	FF	Kick	Saf	
45	Jay Dudley	11-11	38	45	83	2.0-6	1.0-5	.	.	.	.	1	.	.	
44	Adrien Cole	10-6	26	54	80	4.5-9	2.0-6	.	.	1	.	1	.	.	
31	Chad Boyd	11-10	35	35	70	1.0-1	.	4-76	4	.	1-6	.	.	.	
56	Solomon Randle	11-5	23	39	62	1.0-1	.	1-28	3	.	.	.	.	.	
47	Javontay Crowe	11-6	33	21	54	0.5-1	.	1-7	3	.	.	2	.	.	
24	Olajuwon Paige	11-10	33	19	52	1.5-5	.	1-15	7	.	.	.	.	.	
48	Dusty Rust	11-5	18	27	45	2.0-2	.	.	1	1	2-0	.	.	.	
90	Mason Hitt	11-11	19	24	43	10.5-38	4.0-26	.	2	.	1-0	1	.	.	
91	Matt Broha	11-11	22	18	40	13.0-69	8.0-53	.	1	2	1-0	2	.	.	
23	Ryan Williams	11-3	23	17	40	2.0-5	.	2-18	5	.	.	.	.	.	
37	C.J. Broades	6-4	15	20	35	.	.	.	2	.	.	.	.	.	
4	Tank Calais	10-4	11	24	35	1.5-4	.	.	2	.	1-0	1	.	.	
41	IK Enemkпали	10-8	15	18	33	5.0-26	2.5-19	.	.	1	1-0	.	.	.	
15	Josh Victorian	11-11	22	9	31	.	.	2-10	14	.	.	.	.	.	
55	Jonathan Zeno	11-0	8	20	28	5.0-15	2.0-8	.	.	.	.	.	.	.	
54	Shakeil Lucas	11-3	12	10	22	3.5-7	.	.	.	.	.	.	1	.	
28	Terry Carter	9-0	11	4	15	.	.	.	1	.	.	.	.	.	
53	Adam Hymel	8-0	6	9	15	.	.	.	.	.	.	2	.	.	
26	Myke Compton	11-6	10	3	13	.	.	.	.	.	.	.	.	.	
25	Justin Goodman	9-1	8	5	13	1.0-2	.	.	.	.	1-0	.	.	.	
85	Randy Grigsby	9-8	3	9	12	.	.	1-0	.	1	.	.	.	.	
94	Ramone Randle	7-2	3	8	11	0.5-3	0.5-3	.	.	.	.	.	.	.	
75	Philip Longino	3-0	1	9	10	0.5-0	.	.	.	.	.	.	.	.	
20	Jamel Johnson	7-1	4	6	10	.	.	.	1	.	.	.	.	.	
42	Kendrick James	8-0	2	7	9	1.5-3	1.0-3	.	.	.	.	.	.	.	
93	Christian Lacey	8-0	5	3	8	1.0-2	1.0-2	.	.	3	.	1	.	.	
39	Roosevelt Falls	10-0	5	2	7	.	.	.	.	.	1-0	.	.	.	
46	Rufus Porter	9-0	1	3	4	.	.	.	.	.	.	.	1	.	
70	Justin Ellis	3-0	2	1	3	0.5-1	.	.	.	.	1-0	.	.	.	
57	Kevin Saia	11-11	2	.	2	.	.	.	.	.	.	.	.	.	
78	Jordan Mills	3-3	2	.	2	.	.	.	.	.	.	.	.	.	
58	Zachary Voss	2-0	1	1	2	.	.	.	.	.	.	.	.	.	
38	Connor Nichols	2-0	1	1	2	.	.	.	.	.	.	.	.	.	
11	Ross Jenkins	10-7	1	.	1	.	.	.	.	.	.	.	.	.	
99	Josh Cuthbert	8-0	.	1	1	.	.	.	.	.	.	.	.	.	
13	Ahmad Paige	7-4	1	.	1	.	.	.	.	.	.	.	.	.	
8	Jacarri Jackson	10-4	1	.	1	.	.	.	.	.	.	.	.	.	
30	David Gru	8-2	.	1	1	.	.	.	.	.	.	.	.	.	
96	Brandon Patterson	1-0	1	.	1	1.0-9	1.0-9	.	.	.	.	.	.	.	
27	Quinn Giles	6-1	1	.	1	.	.	.	.	.	.	.	.	.	
11	John Hinton	4-0	1	.	1	.	.	.	.	.	1-0	.	.	.	
33	Matt Nelson	11-0	.	1	1	.	.	.	.	.	.	.	.	.	
67	Jared Miles	11-10	1	.	1	.	.	.	.	.	.	.	.	.	
TM	TEAM	8-0	.	.	.	.	.	.	.	.	.	.	.	1	
<b>Total</b>		<b>11-0</b>	<b>427</b>	<b>474</b>	<b>901</b>	<b>59-209</b>	<b>23-134</b>	<b>12-154</b>	<b>46</b>	<b>9</b>	<b>11-6</b>	<b>11</b>	<b>2</b>	<b>1</b>	
<b>Opponents</b>		<b>11-0</b>	<b>468</b>	<b>444</b>	<b>912</b>	<b>71.0-265</b>	<b>17-118</b>	<b>15-130</b>	<b>35</b>	<b>8</b>	<b>13-54</b>	<b>16</b>	<b>3</b>	.	

# 2010 STATISTICS

## GAME-BY-GAME SUMMARIES

Game	Score	-----RUSHING-----				-----RECEIVING-----				-----PASSING-----				-----KICK RET-----			-----PUNT RET-----			Total off					
		No.	Yds	TD	Lg	No.	Yds	TD	Lg	Cmp	Att	Int	Yds	TD	Lg	No	Yds	TD	Lg		No	Yds	TD	Lg	
LA Tech	20	38	140	2	37	23	196	0	27	23	31	0	196	0	27	3	44	0	20	1	5	0	5	336	
Grambling	6	37	102	0	14	15	158	0	24	15	25	2	158	0	24	4	57	0	18	0	0	0	0	260	
LA Tech	16	40	61	1	12	21	208	1	36	21	41	2	208	1	36	8	203	0	48	2	5	0	3	269	
Texas A&M	48	41	216	1	67	25	349	4	56	25	38	0	349	4	56	4	110	0	41	5	71	1	54	565	
LA Tech	23	32	154	1	36	31	251	1	32	31	43	2	251	1	32	7	199	0	56	1	2	0	2	405	
Navy	37	61	297	4	26	8	219	1	63	8	14	1	219	1	63	6	118	0	24	0	0	0	0	516	
LA Tech	12	25	47	0	13	22	262	1	38	22	39	3	262	1	38	5	101	0	27	1	26	0	0	309	
Southern Miss	13	54	192	0	16	22	233	1	56	22	38	1	233	1	56	2	73	0	53	3	27	0	12	425	
LA Tech	21	28	127	1	16	24	223	2	32	24	39	3	223	2	32	7	129	0	41	0	0	0	0	350	
Hawai'i	41	22	115	1	27	42	532	4	66	42	58	0	532	4	66	3	52	0	20	0	0	0	0	647	
LA Tech	24	47	278	2	44	20	149	1	20	20	32	1	149	1	20	3	44	0	18	2	4	0	4	427	
Utah State	6	35	122	0	38	14	73	0	11	14	23	0	73	0	11	5	74	0	17	2	-2	0	0	195	
LA Tech	48	53	261	3	35	31	422	3	52	31	44	0	422	3	52	4	99	0	51	2	12	0	8	683	
Idaho	35	18	20	0	11	32	513	5	76	32	60	1	513	5	76	7	113	0	21	1	2	0	2	533	
LA Tech	20	49	172	2	25	24	222	1	30	24	40	0	222	1	30	6	132	0	32	1	11	0	11	394	
Boise State	49	36	163	4	38	21	305	3	53	21	29	1	305	3	53	4	80	0	53	1	-6	0	0	468	
LA Tech	34	24	89	0	24	17	219	4	42	17	31	1	219	4	42	8	262	1	95	1	29	0	29	308	
Fresno State	40	56	300	2	60	20	229	3	33	20	33	1	229	3	33	4	74	0	27	3	13	0	3	529	
LA Tech	41	37	242	4	62	19	184	1	41	19	31	1	184	1	41	5	84	0	33	1	3	0	3	426	
N.M. State	20	35	150	0	15	20	216	1	30	20	40	2	216	1	30	7	170	0	38	0	0	0	0	366	
LA Tech	45	61	374	5	66	13	105	0	26	13	29	2	105	0	26	5	117	0	28	3	103	1	88	479	
San Jose State	38	23	26	0	8	35	496	5	67	35	65	3	496	5	67	7	199	0	57	3	1	0	7	522	
LA Tech																									
Nevada																									
<b>Totals</b>		<b>433</b>	<b>1947</b>	<b>21</b>	<b>66</b>	<b>246</b>	<b>2439</b>	<b>15</b>	<b>52</b>	<b>246</b>	<b>401-15</b>	<b>2439</b>	<b>15</b>	<b>52</b>	<b>61</b>	<b>1414</b>	<b>1</b>	<b>95</b>	<b>15</b>	<b>200</b>	<b>1</b>	<b>88</b>		<b>4386</b>	
<b>Opponent</b>		<b>418</b>	<b>1703</b>	<b>12</b>	<b>67</b>	<b>254</b>	<b>3323</b>	<b>27</b>	<b>76</b>	<b>254</b>	<b>423-12</b>	<b>3323</b>	<b>27</b>	<b>76</b>	<b>53</b>	<b>1120</b>	<b>0</b>	<b>57</b>	<b>18</b>	<b>106</b>	<b>1</b>	<b>54</b>		<b>5026</b>	

Games played: 11  
 Avg per rush: 4.5  
 Avg per catch: 9.9  
 Pass efficiency: 117.30  
 Kick ret avg: 23.2  
 Punt ret avg: 13.3  
 All purpose avg/game: 559.5  
 Total offense avg/gm: 398.7

## DEFENSIVE GAME-BY-GAME SUMMARIES

Team	Score	-----TACKLES-----				TFL-Yds	-SACKS-		---FUMBLE---		-----Pass Defense-----			Blkd Kick	-----Kicks--XPTS-----										
		Solo	Ast	Total			No-Yds	FF	FR-Yds	Int-Yds	QBH	Brk	Att		Mad	Run	Rcv	Saf							
LA Tech	20	33	32	65	6.0-25	3.0-17	1	0-0	2-55	0	1	0	0	0	0	0	0	0	0	0	0	0	0	0	
Grambling	6	50	22	72	7.0-29	2.0-16	1	1-0	0-0	0	2	0	0	0	0	0	0	0	0	0	0	0	0	0	
LA Tech	16	30	64	94	5.0-16	2.0-11	2	4-0	0-0	0	5	0	0	0	0	0	0	0	0	0	0	0	0	0	
Texas A&M	48	43	48	91	11.0-48	3.0-22	3	2-0	2-0	0	3	0	0	0	0	0	0	0	0	0	0	0	0	0	
LA Tech	23	37	58	95	4.0-12	1.0-7	0	0-0	1-0	0	1	0	0	0	0	0	0	0	0	0	0	0	0	0	
Navy	37	40	54	94	6.0-29	2.0-20	1	1-0	2-0	0	1	0	0	0	0	0	0	0	0	0	0	0	0	0	
LA Tech	12	48	62	110	8.0-24	1.0-8	1	1-0	1-1	0	4	0	0	0	0	0	0	0	0	0	0	0	0	1	
Southern Miss	13	30	34	64	6.0-20	1.0-11	3	1-0	3-6	0	5	0	0	0	0	0	0	0	0	0	0	0	0	0	
LA Tech	21	51	22	73	3.0-6	2.0-4	2	2-6	0-0	4	2	0	0	0	0	0	0	0	0	0	0	0	0	0	
Hawai'i	41	48	16	64	3.0-7	1.0-5	0	0-0	3-23	2	2	0	0	0	0	0	0	0	0	0	0	0	0	0	
LA Tech	24	37	38	75	8.0-36	3.0-22	0	0-0	0-0	1	1	0	0	0	0	0	0	0	0	0	0	0	0	0	
Utah State	6	42	50	92	4.0-12	1.0-7	0	0-0	1-0	0	2	0	0	0	0	0	0	0	0	0	0	0	0	0	
LA Tech	48	33	34	67	4.0-23	3.0-22	1	0-0	1-0	2	7	0	0	0	0	0	0	0	0	0	0	0	0	0	
Idaho	35	49	52	101	7.0-20	0.0-0	3	4-54	0-0	4	2	0	0	0	0	0	0	0	0	0	0	0	0	0	
LA Tech	20	30	32	62	5.0-18	2.0-14	1	1-0	1-28	0	1	0	0	0	0	0	0	0	0	0	0	0	0	0	
Boise State	49	49	46	95	8.0-33	4.0-24	2	2-0	0-0	0	5	0	0	0	0	0	0	0	0	0	0	0	0	0	
LA Tech	34	41	70	111	5.0-17	2.0-10	1	1-0	1-15	1	3	0	0	0	0	0	0	0	0	0	0	0	0	0	
Fresno State	40	25	42	67	4.0-25	1.0-8	1	0-0	1-29	2	1	0	0	0	0	0	0	0	0	0	0	0	0	0	
LA Tech	41	32	50	82	7.0-14	1.0-3	0	1-0	2-37	0	11	0	0	0	0	0	0	0	0	0	0	0	0	0	
N.M. State	20	39	36	75	4.0-11	0.0-0	1	1-0	1-41	0	3	0	0	0	0	0	0	0	0	0	0	0	0	0	
LA Tech	45	55	12	67	4.0-18	3.0-16	2	1-0	3-18	1	10	0	0	0	0	0	0	0	0	0	0	0	0	0	
San Jose State	38	53	44	97	11.0-31	2.0-5	1	1-0	2-31	0	9	0	0	0	0	0	0	0	0	0	0	0	0	0	
LA Tech																									
Nevada																									
<b>LA Tech</b>		<b>427</b>	<b>474</b>	<b>901</b>	<b>59.0-209</b>	<b>23.0-134</b>	<b>11</b>	<b>11-6</b>	<b>12-154</b>	<b>9</b>	<b>46</b>	<b>2</b>	<b>38-35</b>	<b>0</b>	<b>0</b>	<b>1</b>									
<b>Opponents</b>		<b>468</b>	<b>444</b>	<b>912</b>	<b>71.0-265</b>	<b>17.0-118</b>	<b>16</b>	<b>13-54</b>	<b>15-130</b>	<b>8</b>	<b>35</b>	<b>3</b>	<b>41-39</b>	<b>0</b>	<b>0</b>	<b>0</b>									

# 2010 STATISTICS

## BY QUARTER STATS

### 3rd Down Conversions

Date	Opponent	Score	Overall	1st Qtr	2nd Qtr	3rd Qtr	4th Qtr	OT Qtr
Sep 04	vs Grambling St.	W 20-6	4-13 30.8%	1-2 50.0%	1-4 25.0%	0-2 0.0%	2-5 40.0%	
Sep 11	at Texas A&M	L 16-48	7-21 33.3%	2-6 33.3%	3-7 42.9%	1-5 20.0%	1-3 33.3%	
Sep 18	Navy	L 23-37	3-14 21.4%	1-3 33.3%	1-5 20.0%	0-1 0.0%	1-5 20.0%	
Sep 25	Southern Miss	L 12-13	4-15 26.7%	2-5 40.0%	1-4 25.0%	0-2 0.0%	1-4 25.0%	
Oct 02	at Hawai'i	L 21-41	5-13 38.5%	0-3 0.0%	2-4 50.0%	2-3 66.7%	1-3 33.3%	
Oct 09	Utah State	W 24-6	7-15 46.7%	1-1 100.0%	0-3 0.0%	3-5 60.0%	3-6 50.0%	
Oct 16	Idaho	W 48-35	9-16 56.2%	5-5 100.0%	1-5 20.0%	2-3 66.7%	1-3 33.3%	
Oct 26	at #2 Boise State	L 20-49	6-18 33.3%	1-2 50.0%	0-5 0.0%	2-5 40.0%	3-6 50.0%	
Nov 06	Fresno State	L 34-40	4-13 30.8%	3-5 60.0%	0-2 0.0%	0-3 0.0%	1-3 33.3%	
Nov 13	at New Mexico State	W 41-20	6-14 42.9%	3-4 75.0%	1-3 33.3%	0-4 0.0%	2-3 66.7%	
Nov 27	at San Jose State	W 45-38	7-17 41.2%	0-3 0.0%	1-3 33.3%	2-4 50.0%	4-7 57.1%	
<b>Louisiana Tech</b>			<b>62-169 36.7%</b>	<b>19-39 48.7%</b>	<b>11-45 24.4%</b>	<b>12-37 32.4%</b>	<b>20-48 41.7%</b>	<b>0-0 0.0%</b>
<b>Opponents</b>			<b>69-169 40.8%</b>	<b>16-41 39.0%</b>	<b>19-44 43.2%</b>	<b>20-42 47.6%</b>	<b>14-42 33.3%</b>	<b>0-0 0.0%</b>

### 4th Down Conversions

Date	Opponent	Score	Overall	1st Qtr	2nd Qtr	3rd Qtr	4th Qtr	OT Qtr
Sep 04	vs Grambling St.	W 20-6	0-1 0.0%	0-0 0.0%	0-0 0.0%	0-0 0.0%	0-1 0.0%	
Sep 11	at Texas A&M	L 16-48	1-3 33.3%	0-0 0.0%	1-1 100.0%	0-2 0.0%	0-0 0.0%	
Sep 18	Navy	L 23-37	3-3 100.0%	0-0 0.0%	2-2 100.0%	0-0 0.0%	1-1 100.0%	
Sep 25	Southern Miss	L 12-13	1-1 100.0%	0-0 0.0%	0-0 0.0%	0-0 0.0%	1-1 100.0%	
Oct 02	at Hawai'i	L 21-41	2-4 50.0%	1-1 100.0%	1-1 100.0%	0-1 0.0%	0-1 0.0%	
Oct 09	Utah State	W 24-6	1-1 100.0%	0-0 0.0%	0-0 0.0%	0-0 0.0%	1-1 100.0%	
Oct 16	Idaho	W 48-35	2-2 100.0%	0-0 0.0%	1-1 100.0%	1-1 100.0%	0-0 0.0%	
Oct 26	at #2 Boise State	L 20-49	3-7 42.9%	0-0 0.0%	0-1 0.0%	2-3 66.7%	1-3 33.3%	
Nov 06	Fresno State	L 34-40	0-2 0.0%	0-1 0.0%	0-0 0.0%	0-1 0.0%	0-0 0.0%	
Nov 13	at New Mexico State	W 41-20	0-0 0.0%	0-0 0.0%	0-0 0.0%	0-0 0.0%	0-0 0.0%	
Nov 27	at San Jose State	W 45-38	1-1 100.0%	0-0 0.0%	1-1 100.0%	0-0 0.0%	0-0 0.0%	
<b>Louisiana Tech</b>			<b>14-25 56.0%</b>	<b>1-2 50.0%</b>	<b>6-7 85.7%</b>	<b>3-8 37.5%</b>	<b>4-8 50.0%</b>	<b>0-0 0.0%</b>
<b>Opponents</b>			<b>5-9 55.6%</b>	<b>1-1 100.0%</b>	<b>1-1 100.0%</b>	<b>1-2 50.0%</b>	<b>2-5 40.0%</b>	<b>0-0 0.0%</b>

### Time of Possession

Date	Opponent	Score	Overall	1st Qtr	2nd Qtr	3rd Qtr	4th Qtr	OT Qtr
Sep 04	vs Grambling St.	W 20-6	27:37	6:55	8:12	4:05	8:25	
Sep 11	at Texas A&M	L 16-48	30:16	8:55	8:59	7:28	4:54	
Sep 18	Navy	L 23-37	25:39	7:54	9:57	2:08	5:40	
Sep 25	Southern Miss	L 12-13	21:35	5:52	5:19	3:23	7:01	
Oct 02	at Hawai'i	L 21-41	21:13	4:25	5:53	6:54	4:01	
Oct 09	Utah State	W 24-6	33:22	4:45	7:44	9:24	11:29	
Oct 16	Idaho	W 48-35	33:35	6:25	8:01	10:22	8:47	
Oct 26	at #2 Boise State	L 20-49	31:36	7:14	6:48	8:30	9:04	
Nov 06	Fresno State	L 34-40	18:58	6:23	2:59	5:09	4:27	
Nov 13	at New Mexico State	W 41-20	27:11	7:03	4:58	5:52	9:18	
Nov 27	at San Jose State	W 45-38	29:27	6:41	7:26	6:07	9:13	
<b>Louisiana Tech</b>			<b>Total 300:29</b>	<b>72:32</b>	<b>76:16</b>	<b>69:22</b>	<b>82:19</b>	<b>0:00</b>
			<b>Avg. 27:19</b>	<b>6:35</b>	<b>6:56</b>	<b>6:18</b>	<b>7:29</b>	<b>0:00</b>
<b>Opponents</b>			<b>Total 359:31</b>	<b>92:28</b>	<b>88:44</b>	<b>95:38</b>	<b>82:41</b>	<b>0:00</b>
			<b>Avg. 32:41</b>	<b>8:24</b>	<b>8:04</b>	<b>8:41</b>	<b>7:31</b>	<b>0:00</b>

# 2010 STATISTICS

## RED ZONE STATS

### Louisiana Tech Inside Opponent Red-Zone

Date	Opponent	Score	Times In RZ	Times Scored	Total Pts	TDs	Rush TDs	Pass TDs	FGs Made	Failed to score inside RZ					
										FGA	Down	Int	Fumb	Half	Game
Sep 04, 2010	vs Grambling St.	W 20-6	5	3	17	2	2	0	1	1	1	0	0	0	0
Sep 11, 2010	at Texas A&M	L 16-48	4	2	10	1	1	0	1	0	0	1	1	0	0
Sep 18, 2010	NAVY	L 23-37	4	4	20	2	1	1	2	0	0	0	0	0	0
Sep 25, 2010	SOUTHERN MISS	L 12-13	2	2	10	1	0	1	1	0	0	0	0	0	0
Oct 02, 2010	at Hawai'i	L 21-41	3	2	14	2	1	1	0	0	1	0	0	0	0
Oct 09, 2010	UTAH STATE	W 24-6	4	3	21	3	2	1	0	0	0	0	0	0	1
Oct 16, 2010	IDAHO	W 48-35	6	6	34	4	3	1	2	0	0	0	0	0	0
Oct 26, 2010	at Boise State	L 20-49	4	1	7	1	1	0	0	0	3	0	0	0	0
Nov 06, 2010	FRESNO STATE	L 34-40	2	2	13	2	0	2	0	0	0	0	0	0	0
Nov 13, 2010	at New Mexico State	W 41-20	5	5	31	4	3	1	1	0	0	0	0	0	0
Nov 27, 2010	at San Jose State	W 45-38	6	5	31	4	4	0	1	0	0	1	0	0	0
Totals			45	35	208	26	18	8	9	1	5	2	1	1	0
35 of 45 (77.8%)															

### Opponents Inside Louisiana Tech Red-Zone

Date	Opponent	Score	Times In RZ	Times Scored	Total Pts	TDs	Rush TDs	Pass TDs	FGs Made	Failed to score inside RZ					
										FGA	Down	Int	Fumb	Half	Game
Sep 04, 2010	vs Grambling St.	W 20-6	2	2	6	0	0	0	2	0	0	0	0	0	0
Sep 11, 2010	at Texas A&M	L 16-48	7	5	31	4	1	3	1	1	0	0	1	0	0
Sep 18, 2010	NAVY	L 23-37	6	5	31	4	4	0	1	0	0	1	0	0	0
Sep 25, 2010	SOUTHERN MISS	L 12-13	3	1	3	0	0	0	1	0	0	1	0	1	0
Oct 02, 2010	at Hawai'i	L 21-41	5	4	20	2	0	2	2	0	0	0	1	0	0
Oct 09, 2010	UTAH STATE	W 24-6	2	2	6	0	0	0	2	0	0	0	0	0	0
Oct 16, 2010	IDAHO	W 48-35	3	3	21	3	0	3	0	0	0	0	0	0	0
Oct 26, 2010	at Boise State	L 20-49	7	6	42	6	4	2	0	1	0	0	0	0	0
Nov 06, 2010	FRESNO STATE	L 34-40	4	4	24	3	1	2	1	0	0	0	0	0	0
Nov 13, 2010	at New Mexico State	W 41-20	2	2	6	0	0	0	2	0	0	0	0	0	0
Nov 27, 2010	at San Jose State	W 45-38	6	5	31	4	0	4	1	0	0	1	0	0	0
Totals			47	39	221	26	10	16	13	2	0	3	2	1	0
39 of 47 (83.0%)															

# 2010 STATISTICS

## SEASON/CAREER SUMMARY

Rushing	SEASON									CAREER								
	gp	att	gain	loss	net	avg	td	lg	avg/g	gp	att	gain	loss	net	avg	td	lg	avg/g
Lennon Creer	11	194	1192	60	1132	5.8	10	66	102.9	11	194	1192	60	1132	5.8	10	66	102.9
Ray Holley	11	42	190	8	182	4.3	2	26	16.5	11	42	190	8	182	4.3	2	26	16.5
Myke Compton	11	48	185	8	177	3.7	2	16	16.1	46	117	480	43	437	3.7	7	20	9.5
Phillip Livas	9	17	142	13	129	7.6	2	62	14.3	46	82	816	29	787	9.6	4	78	17.1
Ross Jenkins	10	50	173	72	101	2.0	3	15	10.1	34	191	640	403	237	1.2	6	33	7.0
Tim Molton	5	9	93	0	93	10.3	0	44	18.6	5	9	93	0	93	10.3	0	44	18.6
Lyle Fitte	11	12	58	1	57	4.8	1	16	5.2	23	21	156	3	153	7.3	2	26	6.7
Colby Cameron	10	25	92	47	45	1.8	0	16	4.5	15	35	119	54	65	1.9	1	16	4.3
Tarik Hakmi	3	23	58	17	41	1.8	1	13	13.7	3	23	58	17	41	1.8	1	13	13.7
Steven Ensminger	2	1	7	0	7	7.0	0	7	3.5	2	1	7	0	7	7.0	0	7	3.5
Matt Broha	11	1	6	0	6	6.0	0	6	0.5	37	1	6	0	6	6.0	0	6	0.2
Roosevelt Falls	10	1	3	0	3	3.0	0	0	0.3	19	1	3	0	3	3.0	0	0	0.2
Ryan Williams	11	1	0	3	-3	-3.0	0	0	-0.3	11	1	0	3	-3	-3.0	0	0	-0.3
TEAM	8	9	0	23	-23	-2.6	0	0	-2.9									
Total	11	433	2199	252	1947	4.5	21	66	177.0									
Opponents	11	418	1938	235	1703	4.1	12	67	154.8									

Passing	SEASON									CAREER								
	gp	effic	comp-att-int	pct	yds	td	lg	avg/g	gp	effic	comp-att-int	pct	yds	td	lg	avg/g		
Ross Jenkins	10	125.24	158-251-6	62.9	1572	11	52	157.2	34	127.60	424-720-14	58.9	4848	35	68	142.6		
Colby Cameron	10	94.53	54-91-5	59.3	461	1	32	46.1	15	95.69	68-117-5	58.1	603	1	32	40.2		
Tarik Hakmi	3	111.89	32-54-4	59.3	355	2	38	118.3	3	111.89	32-54-4	59.3	355	2	38	118.3		
Richie Casey	11	395.60	1-2-0	50.0	43	1	42	3.9	12	395.60	1-2-0	50.0	43	1	42	3.6		
Ryan Allen	11	167.20	1-1-0	100.0	8	0	8	0.7	11	167.20	1-1-0	100.0	8	0	8	0.7		
Ray Holley	11	0.00	0-1-0	0.0	0	0	0	0.0	11	0.00	0-1-0	0.0	0	0	0	0.0		
Tim Molton	5	0.00	0-1-0	0.0	0	0	0	0.0	5	0.00	0-1-0	0.0	0	0	0	0.0		
Total	11	117.30	246-401-15	61.3	2439	15	52	221.7										
Opponents	11	141.43	254-423-12	60.0	3323	27	76	302.1										

Receiving	SEASON							CAREER						
	gp	no.	yds	avg	td	lg	avg/g	gp	no.	yds	avg	td	lg	avg/g
Taulib Ikharo	11	46	445	9.7	4	36	40.5	11	46	445	9.7	4	36	40.5
Richie Casey	11	42	432	10.3	3	49	39.3	12	42	432	10.3	3	49	36.0
Lyle Fitte	11	23	193	8.4	0	36	17.5	23	35	326	9.3	1	38	14.2
Lennon Creer	11	23	175	7.6	0	26	15.9	11	23	175	7.6	0	26	15.9
Phillip Livas	9	20	240	12.0	2	52	26.7	46	111	1556	14.0	7	70	33.8
Ahmad Paige	7	16	217	13.6	2	32	31.0	7	16	217	13.6	2	32	31.0
Andrew Guillot	11	14	81	5.8	1	15	7.4	11	14	81	5.8	1	15	7.4
Myke Compton	11	12	71	5.9	0	12	6.5	46	22	143	6.5	0	27	3.1
Ray Holley	11	11	98	8.9	0	22	8.9	11	11	98	8.9	0	22	8.9
Jacarri Jackson	10	10	113	11.3	0	41	11.3	10	10	113	11.3	0	41	11.3
Tim Molton	5	10	83	8.3	2	20	16.6	5	10	83	8.3	2	20	16.6
David Gru	8	7	97	13.9	0	27	12.1	8	7	97	13.9	0	27	12.1
Eric Harper	6	5	76	15.2	1	35	12.7	20	7	111	15.9	1	35	5.6
Carey Fortson	7	4	64	16.0	0	38	9.1	7	4	64	16.0	0	38	9.1
Ross Jenkins	10	1	43	43.0	0	42	4.3	34	2	35	17.5	0	42	1.0
Matt Broha	11	1	8	8.0	0	8	0.7	37	1	8	8.0	0	8	0.2
Quinn Giles	6	1	3	3.0	0	3	0.5	14	2	15	7.5	0	12	1.1
Total	11	246	2439	9.9	15	52	221.7							
Opponents	11	254	3323	13.1	27	76	302.1							

# 2010 STATISTICS

## SEASON/CAREER SUMMARY

	SEASON						CAREER					
	g	plays	rush	pass	total	avg/g	g	plays	rush	pass	total	avg/g
Total Offense												
Ross Jenkins	10	301	101	1572	1673	167.3	34	911	237	4848	5085	149.6
Lennon Creer	11	194	1132	0	1132	102.9	11	194	1132	0	1132	102.9
Colby Cameron	10	116	45	461	506	50.6	15	152	65	603	668	44.5
Tarik Hakmi	3	77	41	355	396	132.0	3	77	41	355	396	132.0
Ray Holley	11	43	182	0	182	16.5	11	43	182	0	182	16.5
Myke Compton	11	48	177	0	177	16.1	46	117	437	0	437	9.5
Phillip Livas	9	17	129	0	129	14.3	46	82	787	0	787	17.1
Tim Molton	5	10	93	0	93	18.6	5	10	93	0	93	18.6
Lyle Fitte	11	12	57	0	57	5.2	23	21	153	0	153	6.7
Richie Casey	11	2	0	43	43	3.9	12	2	0	43	43	3.6
Ryan Allen	11	1	0	8	8	0.7	11	1	0	8	8	0.7
Steven Ensminger	2	1	7	0	7	3.5	2	1	7	0	7	3.5
Matt Broha	11	1	6	0	6	0.5	37	1	6	0	6	0.2
Roosevelt Falls	10	1	3	0	3	0.3	19	1	3	0	3	0.2
Ryan Williams	11	1	-3	0	-3	-0.3	11	1	-3	0	-3	-0.3
TEAM	8	9	-23	0	-23	-2.9						
Total	11	834	1947	2439	4386	398.7						
Opponents	11	841	1703	3323	5026	456.9						

Scoring	td	fg	PAT					d xp	saf	pts	td	fg	PAT					d xp	saf	pts
			kick	rush	rcv	pass							kick	rush	rcv	pass				
Matt Nelson	-	13-17	35-38	-	-	-	-	-	74	-	25-33	77-81	-	-	-	-	-	-	152	
Lennon Creer	10	-	-	-	-	-	-	60	10	-	-	-	-	-	-	-	-	60		
Phillip Livas	6	-	-	-	-	-	-	36	19	-	-	-	1	-	-	-	116			
Taulib Ikharo	4	-	-	-	-	-	-	24	4	-	-	-	-	-	-	-	24			
Richie Casey	3	-	-	-	-	-	-	18	3	-	-	-	-	-	-	-	18			
Ross Jenkins	3	-	-	-	-	-	-	18	6	-	-	-	1-2	-	-	-	36			
Myke Compton	2	-	-	-	-	-	-	12	7	-	-	-	-	-	-	-	42			
Ray Holley	2	-	-	-	-	-	-	12	2	-	-	-	-	-	-	-	12			
Tim Molton	2	-	-	-	-	-	-	12	2	-	-	-	-	-	-	-	12			
Ahmad Paige	2	-	-	-	-	-	-	12	2	-	-	-	-	-	-	-	12			
Tarik Hakmi	1	-	-	-	-	-	-	6	1	-	-	-	-	-	-	-	6			
Andrew Guillot	1	-	-	-	-	-	-	6	1	-	-	-	-	-	-	-	6			
Eric Harper	1	-	-	-	-	-	-	6	1	-	-	-	-	-	-	-	6			
Lyle Fitte	1	-	-	-	-	-	-	6	3	-	-	-	-	-	-	-	18			
TEAM	-	-	-	-	-	-	-	1	2											
Total	38	13-17	35-38	-	-	-	-	1	304											
Opponents	41	16-23	39-41	-	-	-	-	-	333											

Punt Returns	no.	yds	avg	td	lg	no.	yds	avg	td	lg
Phillip Livas	11	168	15.3	1	88	42	569	13.5	4	88
Ryan Williams	3	6	2.0	0	4	3	6	2.0	0	4
Rufus Porter	1	26	26.0	0	0	1	26	26.0	0	0
Total	15	200	13.3	1	88					
Opponents	18	106	5.9	1	54					

Kick Returns	no.	yds	avg	td	lg	no.	yds	avg	td	lg
Phillip Livas	29	700	24.1	1	95	101	2596	25.7	4	100
Lyle Fitte	12	321	26.8	0	56	33	787	23.8	0	71
Ryan Williams	10	235	23.5	0	41	10	235	23.5	0	41
Chandler Spence	4	40	10.0	0	14	4	40	10.0	0	14
Myke Compton	4	96	24.0	0	33	4	96	24.0	0	33
Chad Boyd	1	14	14.0	0	14	1	14	14.0	0	14
Ray Holley	1	8	8.0	0	8	1	8	8.0	0	8
Total	61	1414	23.2	1	95					
Opponents	53	1120	21.1	0	57					

# 2010 STATISTICS

## SEASON/CAREER SUMMARY

SEASON						CAREER				
Interceptions	no.	yds	avg	td	lg	no.	yds	avg	td	lg
Chad Boyd	4	76	19.0	0	46	4	76	19.0	0	46
Josh Victorian	2	10	5.0	0	9	5	85	17.0	1	75
Ryan Williams	2	18	9.0	0	18	2	18	9.0	0	18
Olajuwon Paige	1	15	15.0	0	15	2	34	17.0	0	19
Randy Grigsby	1	0	0.0	0	0	1	0	0.0	0	0
Javontay Crowe	1	7	7.0	0	7	1	7	7.0	0	7
Solomon Randle	1	28	28.0	0	28	1	28	28.0	0	28
Total	12	154	12.8	0	46					
Opponents	15	130	8.7	1	41					

Fumble Returns	no.	yds	avg	td	lg	no.	yds	avg	td	lg
Chad Boyd	1	6	6.0	0	6	1	6	6.0	0	6
Total	1	6	6.0	0	6					
Opponents	1	54	54.0	0	54					

All Purpose	g	rush	rcv	pr	kr	ir	total	avg/g	g	rush	rcv	pr	kr	ir	total	avg/g
Lennon Creer	11	1132	175	0	0	0	1307	118.8	11	1132	175	0	0	0	1307	118.8
Phillip Livas	9	129	240	168	700	0	1237	137.4	46	787	1556	569	2596	0	5508	119.7
Lyle Fitte	11	57	193	0	321	0	571	51.9	23	153	326	36	787	0	1302	56.6
Taulib Ikhara	11	0	445	0	0	0	445	40.5	11	0	445	0	0	0	445	40.5
Richie Casey	11	0	432	0	0	0	432	39.3	12	0	432	0	0	0	432	36.0
Myke Compton	11	177	71	0	96	0	344	31.3	46	437	143	0	96	0	676	14.7
Ray Holley	11	182	98	0	8	0	288	26.2	11	182	98	0	8	0	288	26.2
Ryan Williams	11	-3	0	6	235	18	256	23.3	11	-3	0	6	235	18	256	23.3
Ahmad Paige	7	0	217	0	0	0	217	31.0	7	0	217	0	0	0	217	31.0
Tim Molton	5	93	83	0	0	0	176	35.2	5	93	83	0	0	0	176	35.2
Ross Jenkins	10	101	43	0	0	0	144	14.4	34	237	35	0	0	0	272	8.0
Jacarri Jackson	10	0	113	0	0	0	113	11.3	10	0	113	0	0	0	113	11.3
David Gru	8	0	97	0	0	0	97	12.1	8	0	97	0	0	0	97	12.1
Chad Boyd	11	0	0	0	14	76	90	8.2	20	0	0	0	14	76	90	4.5
Andrew Guillot	11	0	81	0	0	0	81	7.4	11	0	81	0	0	0	81	7.4
Eric Harper	6	0	76	0	0	0	76	12.7	20	0	111	0	0	0	111	5.6
Carey Fortson	7	0	64	0	0	0	64	9.1	7	0	64	0	0	0	64	9.1
Colby Cameron	10	45	0	0	0	0	45	4.5	15	65	0	0	0	0	65	4.3
Tarik Hakmi	3	41	0	0	0	0	41	13.7	3	41	0	0	0	0	41	13.7
Chandler Spence	9	0	0	0	40	0	40	4.4	16	0	7	0	40	0	47	2.9
Solomon Randle	11	0	0	0	0	28	28	2.5	20	0	0	0	0	28	28	1.4
Rufus Porter	9	0	0	26	0	0	26	2.9	9	0	0	26	0	0	26	2.9
Olajuwon Paige	11	0	0	0	0	15	15	1.4	21	0	0	0	0	34	34	1.6
Matt Broha	11	6	8	0	0	0	14	1.3	37	6	8	0	0	40	54	1.5
Josh Victorian	11	0	0	0	0	10	10	0.9	32	0	0	0	0	85	85	2.7
Steven Ensming	2	7	0	0	0	0	7	3.5	2	7	0	0	0	0	7	3.5
Javontay Crowe	11	0	0	0	0	7	7	0.6	16	0	0	0	0	7	7	0.4
Quinn Giles	6	0	3	0	0	0	3	0.5	14	0	15	0	0	0	15	1.1
Roosevelt Falls	10	3	0	0	0	0	3	0.3	19	3	32	0	0	0	35	1.8
TEAM	8	-23	0	0	0	0	-23	-2.9								
Total	11	1947	2439	200	1414	154	6154	559.5								
Opponents	11	1703	3323	106	1120	130	6382	580.2								

Field Goals	att	good	long	blkd	att	good	long	blkd
Matt Nelson	17	13	47	1	33	25	47	1
Total	17	13	47	1				
Opponents	23	16	49	1				

Punting	no.	yds	avg	lg	blk	no.	yds	avg	lg	blk
Ryan Allen	56	2258	40.3	66	0	56	2258	40.3	66	0
TEAM	1	0	0.0	0	1					
Total	57	2258	39.6	66	1					
Opponents	59	2144	36.3	72	1					

# 2010 STATISTICS

## SEASON/CAREER SUMMARY

		SEASON					CAREER				
Kickoffs		no.	yds	avg	tb	ob	no.	yds	avg	tb	ob
Matt Nelson		44	2670	60.7	4	1	108	6309	58.4	7	8
John Hinton		17	1074	63.2	1	1	17	1074	63.2	1	1
Total		61	3744	61.4	5	2					
Opponents		66	4036	61.2	3	1					

##	Defensive Leaders	gp	ua	a	total	tfl	sack	int	pbu	fr	ff	blk	gp	ua	a	total	tfl	sack	int	pbu	fr	ff	blk
45	Jay Dudley	11	38	45	83	2.0	1.0	.	.	1	.	.	27	79	85	164	6.0	3.5	.	1	.	1	.
44	Adrien Cole	10	26	54	80	4.5	2.0	.	.	1	.	.	31	76	127	203	9.5	4.0	.	1	.	3	.
31	Chad Boyd	11	35	35	70	1.0	.	4	4	1	.	.	20	46	55	101	1.5	.	4	6	2	1	.
56	Solomon Randle	11	23	39	62	1.0	.	1	3	.	.	.	20	34	58	92	1.5	.	1	4	.	.	.
47	Javontay Crowe	11	33	21	54	0.5	.	1	3	.	2	.	16	34	21	55	0.5	.	1	3	.	2	.
24	Olajuwon Paige	11	33	19	52	1.5	.	1	7	.	.	.	21	47	26	73	1.5	.	2	9	1	.	.
48	Dusty Rust	11	18	27	45	2.0	.	.	1	2	.	.	33	33	46	79	2.0	.	.	1	2	.	.
90	Mason Hitt	11	19	24	43	10.5	4.0	.	2	1	1	.	44	36	78	114	18.0	8.5	.	3	1	1	.
23	Ryan Williams	11	23	17	40	2.0	.	2	5	.	.	.	11	23	17	40	2.0	.	2	5	.	.	.
91	Matt Broha	11	22	18	40	13.0	8.0	.	1	1	2	.	37	52	51	103	21.5	13.5	1	6	2	3	.
4	Tank Calais	10	11	24	35	1.5	.	.	2	1	1	.	47	77	88	165	8.0	2.0	2	6	1	2	.
37	C.J. Broades	6	15	20	35	0.0	.	.	2	.	.	.	10	25	28	53	0.0	.	.	2	.	.	.
41	IK Enemkpali	10	15	18	33	5.0	2.5	.	.	1	.	.	10	15	18	33	5.0	2.5	.	.	1	.	.
15	Josh Victorian	11	22	9	31	0.0	.	2	14	.	.	.	32	60	22	82	4.5	.	5	22	.	.	.
55	Jonathan Zeno	11	8	20	28	5.0	2.0	.	.	.	.	.	11	8	20	28	5.0	2.0	.	.	.	.	.
54	Shakeil Lucas	11	12	10	22	3.5	.	.	.	.	1	.	12	12	11	23	3.5	.	.	.	.	.	1
53	Adam Hymel	8	6	9	15	0.0	.	.	.	2	.	.	11	6	9	15	0.0	.	.	.	.	2	.
28	Terry Carter	9	11	4	15	0.0	.	.	1	.	.	.	37	61	28	89	1.0	.	2	7	1	1	.
26	Myke Compton	11	10	3	13	0.0	.	.	.	.	.	.	46	28	27	55	0.0	.	.	.	.	.	.
25	Justin Goodman	9	8	5	13	1.0	.	.	.	1	.	.	9	8	5	13	1.0	.	.	.	1	.	.
85	Randy Grigsby	9	3	9	12	0.0	.	1	.	.	.	.	33	17	25	42	2.0	0.5	1	.	.	.	.
94	Ramone Randle	7	3	8	11	0.5	0.5	.	.	.	.	.	25	16	27	43	2.0	0.5	.	.	.	.	.
20	Jamel Johnson	7	4	6	10	0.0	.	.	1	.	.	.	7	4	6	10	0.0	.	.	1	.	.	.
75	Philip Longino	3	1	9	10	0.5	.	.	.	.	.	.	9	1	12	13	0.5	.	.	.	1	.	.
42	Kendrick James	8	2	7	9	1.5	1.0	.	.	.	.	.	9	2	7	9	1.5	1.0	.	.	.	.	.
93	Christian Lacey	8	5	3	8	1.0	1.0	.	.	.	1	.	28	21	20	41	8.5	6.0	.	1	.	1	.
39	Roosevelt Falls	10	5	2	7	0.0	.	.	.	1	.	.	19	6	2	8	0.0	.	.	.	2	.	.
46	Rufus Porter	9	1	3	4	0.0	.	.	.	.	1	.	9	1	3	4	0.0	.	.	.	.	.	1
70	Justin Ellis	3	2	1	3	0.5	.	.	.	1	.	.	3	2	1	3	0.5	.	.	.	1	.	.
57	Kevin Saia	11	2	.	2	0.0	.	.	.	.	.	.	17	2	.	2	0.0	.	.	.	.	.	.
38	Connor Nichols	2	1	1	2	0.0	.	.	.	.	.	.	2	1	1	2	0.0	.	.	.	.	.	.
58	Zachary Voss	2	1	1	2	0.0	.	.	.	.	.	.	2	1	1	2	0.0	.	.	.	.	.	.
78	Jordan Mills	3	2	.	2	0.0	.	.	.	.	.	.	10	2	.	2	0.0	.	.	.	.	.	.
67	Jared Miles	11	1	.	1	0.0	.	.	.	.	.	.	41	1	.	1	0.0	.	.	.	.	.	.
96	Brandon Patterson	1	1	.	1	1.0	1.0	.	.	.	.	.	1	1	.	1	1.0	1.0	.	.	.	.	.
27	Quinn Giles	6	1	.	1	0.0	.	.	.	.	.	.	14	1	3	4	0.0	.	.	.	.	.	.
99	Josh Cuthbert	8	.	1	1	0.0	.	.	.	.	.	.	8	.	1	1	0.0	.	.	.	.	.	.
30	David Gru	8	.	1	1	0.0	.	.	.	.	.	.	8	.	1	1	0.0	.	.	.	.	.	.
8	Jacarri Jackson	10	1	.	1	0.0	.	.	.	.	.	.	10	1	.	1	0.0	.	.	.	.	.	.
11	Ross Jenkins	10	1	.	1	0.0	.	.	.	.	.	.	34	1	.	1	0.0	.	.	.	.	.	.
13	Ahmad Paige	7	1	.	1	0.0	.	.	.	.	.	.	7	1	.	1	0.0	.	.	.	.	.	.
1J	John Hinton	4	1	.	1	0.0	.	.	.	1	.	.	5	1	.	1	0.0	.	.	.	1	.	.
33	Matt Nelson	11	.	1	1	0.0	.	.	.	.	.	.	23	1	1	2	0.0	.	.	.	.	.	.
TM TEAM		8	.	.	.	0.0	.	.	.	.	.	.											
Total		11	427	474	901	59	23	12	46	11	11	2											
Opponents		11	468	444	912	71	17	15	35	13	16	3											

# 2010 STATISTICS

## OFFENSE

### #10 Colby Cameron

6-2 // 190 // R-So. // 1L // Newbury Park, Calif. (Newbury Park)

#### Career Highs

Points scored:	6, Nicholls State, Sep 19, 2009
Touchdowns:	1, Nicholls State, Sep 19, 2009
Rush attempts:	14, at Texas A&M, Sep 11, 2010
Rush yards:	24, at Idaho, Oct 31, 2009 (6 carries)
Rush TDs:	1, Nicholls State, Sep 19, 2009
Long rush:	16, Navy, Sep 18, 2010
Pass attempts:	43, Navy, Sep 18, 2010
Pass completions:	31, Navy, Sep 18, 2010
Pass yards:	251, Navy, Sep 18, 2010
Pass TDs:	1, Navy, Sep 18, 2010
Had intercepted:	2, at Texas A&M, Sep 11, 2010 ; Navy, Sep 18, 2010
Long pass:	32, Navy, Sep 18, 2010

**2010:** Entered the game in the second half against Grambling (9/4), throwing 8-for-12 for 95 yards in a 20-6 win ... Made his first career start at Texas A&M (9/11), splitting time at QB with Tarik Hakmi and throwing 15-for-31 for 115 yards and two interceptions ... Played the entire game against Navy (9/18), throwing the first touchdown pass of his career with an 8-yard pass to Taulib Ikharo as he was 31-for-43 for 251 yards and one interception against the Midshipment in a 37-23 loss ... Went 0-for-4 with one interception in his start against Southern Miss (9/25) ... Recovered an on-side kick attempt by San Jose State (11/27), helping Tech to its 45-38 win ...

#### Cameron's 2010 Game-by-Game Passing Stats

Date	Opponent	Cmp-Att-Int	Yds	TD	Lg
Sep 4	vs. Grambling State	8-12-0	95	0	27
Sep 11	at Texas A&M	15-31-2	115	0	17
Sep 18	NAVY	31-43-2	251	1	32
Sep 25	SOUTHERN MISS	0-4-1	0	0	0

#### Cameron's 2009 Game-by-Game Passing Stats

Date	Opponent	Cmp-Att-Int	Yds	TD	Lg
Sep 19	NICHOLLS STATE	1-3-0	16	0	16
Oct 09	at Nevada	0-0-0	0	0	0
Oct 17	NEW MEXICO STATE	3-5-0	21	0	14
Oct 31	at Idaho	10-16-0	105	0	16
Nov 06	BOISE STATE	0-2-0	0	0	0
	<b>Totals</b>	<b>14-26-0</b>	<b>142</b>	<b>0</b>	<b>16</b>

### #1 Richie Casey

5-11 // 185 // R-So. // RS // Homer, La. (Homer)

#### Career Highs

Points scored:	6, Fresno State, Nov 06, 2010 ; at Hawai'i, Oct 02, 2010 ; Southern Miss, Sep 25, 2010
Touchdowns:	1, Fresno State, Nov 06, 2010 ; at Hawai'i, Oct 02, 2010 ; Southern Miss, Sep 25, 2010
Pass attempts:	1, at Boise State, 10/26/10 ; Fresno State, Nov 06, 2010
Pass completions:	1, Fresno State, Nov 06, 2010
Pass yards:	43, Fresno State, Nov 06, 2010
Pass TDs:	1, Fresno State, Nov 06, 2010
Long pass:	42, Fresno State, Nov 06, 2010
Receptions:	9, Idaho, Oct 16, 2010
Receiving yards:	117, Idaho, Oct 16, 2010 (9 receptions)
Receiving TDs:	1, Fresno State, Nov 06, 2010 ; at Hawai'i, Oct 02, 2010 ; Southern Miss, Sep 25, 2010
Long reception:	49, Idaho, Oct 16, 2010

**2010:** Caught two passes for five yards against Grambling (9/4) ... Made four catches totaling 45 yards against Navy (9/18) with a long reception of 32 yards ... Caught two passes for 22 yards and his first career touchdown reception against Southern Miss (9/25) ... Caught eight passes for 98 yards at Hawai'i (10/2) including a 32-yard touchdown pass from Ross Jenkins to put the Bulldogs on the board ... Caught three passes for 21 yards against Utah State (10/9) ... Recorded a career-high 117 receiving yards in Tech's 48-35 win over Idaho (10/16), catching nine passes with a career-long 49-yard reception ... Caught three passes for 12 yards at No. 2 Boise State (10/26) ... Caught four passes for 56 yards and a touchdown against Fresno State (11/6) while also throwing one touchdown pass on one attempt for 43 yards ... Led the team with four catches for 47 yards at New Mexico State (11/13) ... Caught three passes for nine yards at San Jose State (11/27) ...

#### Casey's 2010 Game-by-Game Stats

Date	Opponent	Rush	Yds	TD	Lg	Rec.	Yds	TD	Lg
Sep 04	vs Grambling St.	0	0	0	0	2	5	0	3
Sep 11	at Texas A&M	0	0	0	0	0	0	0	0
SEP 18	NAVY	0	0	0	0	4	45	0	32
SEP 25	SOUTHERN MISS	0	0	0	0	2	22	1	19
Oct 2	at Hawai'i	0	0	0	0	8	98	1	32
OCT 9	UTAH STATE	0	0	0	0	3	21	0	11
OCT 16	IDAHO	0	0	0	0	9	117	0	49
Oct 26	at #2 Boise State	0	0	0	0	3	12	0	9
Nov 6	FRESNO STATE	0	0	0	0	4	56	1	25
Nov 13	at N.M. State	0	0	0	0	4	47	0	24
Nov 27	at San Jose State	0	0	0	0	3	9	0	10

## 2010 STATISTICS

## OFFENSE

## #26 Myke Compton

5-9 // 210 // R-Sr. // 3L // Idabell, Okla. (Tucker)

## Career Highs

Points scored:	12, vs Grambling St., Sep 04, 2010
Touchdowns:	2, vs Grambling St., Sep 04, 2010
Rush attempts:	12, Utah State, Oct 09, 2010
Rush yards:	58, at Hawai'i, Oct 02, 2010 (8 carries)
Rush TDs:	2, vs Grambling St., Sep 04, 2010
Long rush:	20, SE Louisiana, Sep 20, 2008
Receptions:	5, at LSU, Nov 14, 2009 ; Utah State, Oct 09, 2010
Receiving yards:	38, at LSU, Nov 14, 2009 (5 receptions)
Long reception:	27, at Nevada, Oct 09, 2009
Kick returns:	3, at New Mexico State, Nov 13, 2010
Kick return yards:	68, at New Mexico State, Nov 13, 2010 (3 returns)
Long kick return:	33, at New Mexico State, Nov 13, 2010

**2010:** Ran the ball for a career-high two touchdowns against Grambling (9/4) ... At Texas A&M (9/11), caught one pass for six yards and ran the ball four times for negative-two yards ... Ran twice for two yards against Southern Miss (9/25) ... Ran for a career-best 58 yards at Hawai'i (10/2) with a career-long rush of 16 yards while also catching two passes for 12 yards ... Ran the ball a career-high 12 times against Utah State (10/9) for 58 yards and led the team with five catches, totaling 27 receiving yards ... Ran the ball 11 times for 32 yards and caught one pass for 10 yards against Idaho (10/16) ... Ran the ball twice for nine yards and caught two passes for 17 yards at No. 2 Boise State (10/26) ... Recorded a career-high three kick returns for 68 yards, including a career-best 33-yard kick return, at New Mexico State (11/13) ... Carried the ball once for a four-yard gain at San Jose State (11/27) but his most notable play was on special teams, delivering a single block that took out two players that allowed Phillip Livas to tie an NCAA record with his eighth career kick/punt return for a touchdown ...

## Compton's 2010 Game-by-Game Stats

Date	Opponent	Rush	Yds	TD	Lg	Rec.	Yds	TD	Lg
Sept 4	vs. Grambling	4	10	2	7	0	0	0	0
Sept 11	at Texas A&M	4	-2	0	1	1	6	0	6
Sep 25	SOUTHERN MISS	2	2	0	1	1	-1	0	0
Oct 2	at Hawai'i	8	58	0	16	2	12	0	9
Oct 9	UTAH STATE	12	57	0	11	5	27	0	12
Oct 16	IDAHO	11	32	0	12	1	10	0	10
Oct 26	at #2 Boise State	2	9	0	9	2	17	0	10
Nov 6	FRESNO STATE	1	3	0	3	0	0	0	0
Nov 13	at N.M. State	2	2	0	3	0	0	0	0
Nov 27	at San Jose State	1	4	0	4	0	0	0	0

## Compton's 2009 Game-by-Game Stats

Date	Opponent	Rush	Yds	TD	Lg	Rec.	Yds	TD	Lg
Sept 5	at Auburn	1	2	0	2	0	0	0	0
Sep 12	at Navy	0	0	0	0	0	0	0	0
Sep 19	NICHOLLS STATE	2	7	0	8	0	0	0	0
Sep 30	HAWAII	6	35	1	8	0	0	0	0
Oct 09	at Nevada	11	48	0	11	1	27	0	27
Oct 17	NEW MEXICO STATE	2	10	1	10	0	0	0	0
Oct 24	at Utah State	6	19	0	10	0	0	0	0
Oct 31	at Idaho	7	16	1	11	1	1	0	1
Nov 06	BOISE STATE	6	20	1	6	0	0	0	0
Nov 14	at LSU	6	21	0	6	5	38	0	10
Nov 21	at Fresno State	1	8	0	8	0	0	0	0
<b>Totals</b>		<b>48</b>	<b>186</b>	<b>4</b>	<b>11</b>	<b>7</b>	<b>66</b>	<b>0</b>	<b>27</b>

## Compton's 2008 Game-by-Game Stats

Date	Opponent	Rush	Yds	TD	Lg	Rec.	Yds	TD	Lg
Sep 06	at Kansas	0	0	0	0	0	0	0	0
Sep 20	SE LOUISIANA	11	40	0	20	2	5	0	4
Oct 01	at Boise State	3	4	0	5	0	0	0	0
Oct 11	at Hawai'i	1	21	1	13	1	1	0	1
Oct 18	IDAHO	5	10	0	16	0	0	0	0
Oct 25	at Army	1	-1	0	0	0	0	0	0
Nov 01	FRESNO STATE	0	0	0	0	0	0	0	0

Nov 08	at San Jose State	0	0	0	0	0	0	0	0
Nov 15	UTAH STATE	0	0	0	0	0	0	0	0
Nov 22	at New Mexico State	0	0	0	0	0	0	0	0
Nov 29	NEVADA	0	0	0	0	0	0	0	0
Dec 28	vs Northern Illinois	0	0	0	0	0	0	0	0
<b>Totals</b>		<b>21</b>	<b>74</b>	<b>1</b>	<b>20</b>	<b>3</b>	<b>6</b>	<b>0</b>	<b>4</b>

## #5 Lennon Creer

6-1 // 205 // R-Jr. // TR // Tatum, Texas (Tennessee)

## Career Highs

Points scored:	12, at Boise State, 10/26/10 ; Utah State, Oct 09, 2010 ; Idaho, Oct 16, 2010
Touchdowns:	2, at Boise State, 10/26/10 ; Utah State, Oct 09, 2010 ; Idaho, Oct 16, 2010
Rush attempts:	35, at Boise State, 10/26/10
Rush yards:	179, Idaho, Oct 16, 2010 (23 carries)
Rush TDs:	2, at Boise State, 10/26/10 ; Utah State, Oct 09, 2010 ; Idaho, Oct 16, 2010
Long rush:	37, vs Grambling St., Sep 04, 2010
Receptions:	6, Fresno State, Nov 06, 2010
Receiving yards:	41, at Boise State, 10/26/10 (3 receptions); Fresno State, Nov 06, 2010 (6 receptions)
Long reception:	26, at Boise State, 10/26/10
Total offense attempts:	35, at Boise State, 10/26/10 (35 rush, 0 pass)
Total offense yards:	179, Idaho, Oct 16, 2010 (179 rush, 0 pass)
All-purpose yards:	190, at Boise State, 10/26/10

**2010:** Made his Louisiana Tech debut against Grambling (9/4) with 17 carries for 69 yards and three catches for 18 yards ... Ran the ball seven times at Texas A&M (9/11) for 31 yards ... Recorded 90 yards rushing on 13 carries against Navy (9/18) with one catch for nine yards ... Ran the ball five times for 22 yards in a 13-12 loss to Southern Miss (9/25) ... Ran the ball 12 times for 57 yards at Hawai'i (10/2) while making two catches for 39 yards with one of those being a lateral at the end of the first half for 36 yards ... Had a breakout day against Utah State (10/9), running the ball 18 times for 120 yards and two touchdowns ... Was 10th in the nation the following weekend with 179 rushing yards against Idaho (10/16) with two touchdowns on 23 carries ... Surprised the nation's top-ranked defense and top-ranked rushing defense with 149 rushing yards on 35 carries and two touchdowns at No. 2 Boise State (10/26) while also catching three passes for a career-high 41 yards including a career-long 26-yard reception Creer's 149 rushing yards against the second-ranked Broncos are more than any single team has recorded against Boise State this year... Ran the ball 17 times for 56 yards and catching a career-high six receptions for 41 yards against Fresno State (11/06) ... Recorded his fourth career 100-yard rushing game at New Mexico State (11/13) with 107 yards rushing on 17 carries and a touchdown as he helped Tech end a 10-game road losing streak ... Carried the ball 30 times for a career-best 252 yards and three touchdowns at San Jose State (11/27), recording the fourth-most rushing yards by any player in the nation that week and the sixth-most in a single game in Tech history, pushing himself over 1,000 yards for the season ...

## Creer's 2010 Game-by-Game Stats

Date	Opponent	Rush	Yds	TD	Lg	Rec.	Yds	TD	Lg
Sept 4	vs. Grambling	17	69	0	37	3	18	0	11
Sept 11	at Texas A&M	7	31	0	12	1	1	0	1
Sep 18	NAVY	13	90	0	36	1	9	0	9
Sep 25	SOUTHERN MISS	5	22	0	13	1	-3	0	0
Oct 2	at Hawai'i	12	57	0	11	2	39	0	3
Oct 9	UTAH STATE	18	120	2	15	1	0	0	0
Oct 16	IDAHO	23	179	2	35	1	0	0	0
Oct 26	at #2 Boise State	35	149	2	25	3	41	0	26
Nov 6	FRESNO STATE	17	56	0	24	6	41	0	9
Nov 13	at N.M. State	17	107	1	34	1	4	0	4
Nov 27	at San Jose State	30	252	3	66	3	25	0	15

# 2010 STATISTICS

## OFFENSE

### #2 Lyle Fitte

5-8 // 185 // So. // 1L // Port Sulphur, La. (South Plaquemines)

#### Career Highs

Points scored: 6, San Jose State, Dec 05, 2009 ;  
New Mexico State, Oct 17, 2009 ;  
Navy, Sep 18, 2010

Touchdowns: 1, San Jose State, Dec 05, 2009 ;  
New Mexico State, Oct 17, 2009 ;  
Navy, Sep 18, 2010

Rush attempts: 4, at Fresno State, Nov 21, 2009 ;  
Navy, Sep 18, 2010

Rush yards: 51, New Mexico State, Oct 17, 2009 (3 carries)

Rush TDs: 1, New Mexico State, Oct 17, 2009 ;  
Navy, Sep 18, 2010

Long rush: 26, New Mexico State, Oct 17, 2009

Receptions: 5, Navy, Sep 18, 2010

Receiving yards: 61, San Jose State, Dec 05, 2009 (3 receptions)

Receiving TDs: 1, San Jose State, Dec 05, 2009

Long reception: 38, San Jose State, Dec 05, 2009

Punt returns: 2, at Fresno State, Nov 21, 2009

Punt return yards: 36, at Fresno State, Nov 21, 2009 (2 returns)

Long punt return: 32, at Fresno State, Nov 21, 2009

Kick returns: 5, Boise State, Nov 06, 2009

Kick return yards: 130, Boise State, Nov 06, 2009 (5 returns)

Long kick return: 71, Boise State, Nov 06, 2009

**2010:** Caught three passes for 25 yards against Grambling (9/4) ... Ran the ball twice for four yards at Texas A&M (9/11) ... Ran for his first rushing touchdown against Navy (9/18) in a night where he had four carries for 25 yards, five catches for 37 yards and returned a kickoff 56 yards against the Midshipmen ... Caught two passes for 38 yards against Southern Miss (9/25) including a 36 yard reception in a 13-12 loss to USM ... Caught two passes for nine yards at Hawai'i (10/2) ... Caught one pass against Utah State (10/9) for four yards and returned two kickoffs for 35 yards ... Was second on the team with 138 all-purpose yards against Idaho (10/16) with 31 rushing yards on five carries, 39 receiving yards on three catches and two kickoff returns for 68 yards including a 51-yard kickoff return ... Returned one kick for 21 yards at No. 2 Boise State (10/26) before leaving the game with an injury ... Caught three passes for 26 yards against Fresno State (11/6) ...

#### Fitte's 2010 Game-by-Game Stats

Date	Opponent	Rush	Yds	TD	Lg	Rec.	Yds	TD	Lg
Sept 4	vs. Grambling	0	0	0	0	3	25	0	12
Sept 11	at Texas A&M	2	4	0	5	0	0	0	0
Sept 18	NAVY	4	21	1	15	5	37	0	14
Sept 25	SOUTHERN MISS	0	0	0	0	2	38	0	36
Oct 2	at Hawai'i	1	1	0	1	2	9	0	5
Oct 9	UTAH STATE	0	0	0	0	1	4	0	4
Oct 16	IDAHO	5	31	0	16	3	39	0	31
Oct 26	at #2 Boise State	0	0	0	0	0	0	0	0
Nov 6	FRESNO STATE	0	0	0	0	3	26	0	17
Nov 13	at N.M. State	0	0	0	0	3	8	0	7
Nov 27	at San Jose State	0	0	0	0	1	7	0	7

Date	Opponent	KRet	Yds	TD	Lg	PRet	Yds	TD	Lg
Sep 04	vs Grambling St.	1	20	0	20	0	0	0	0
Sep 11	at Texas A&M	1	17	0	17	0	0	0	0
Sep 18	NAVY	1	56	0	56	0	0	0	0
Sep 25	SOUTHERN MISS	2	47	0	27	0	0	0	0
Oct 02	at Hawai'i	1	41	0	41	0	0	0	0
Oct 09	UTAH STATE	2	35	0	18	0	0	0	0
Oct 16	IDAHO	2	68	0	51	0	0	0	0
Oct 26	at Boise State	1	21	0	21	0	0	0	0
Nov 06	FRESNO STATE	0	0	0	0	0	0	0	0

#### Fitte's 2009 Game-by-Game Stats

Date	Opponent	Rush	Yds	TD	Lg	Rec.	Yds	TD	Lg
Sept 5	at Auburn	1	-2	0	0	2	17	0	12
Sept 12	at Navy	0	0	0	0	0	0	0	0
Sept 19	NICHOLLS STATE	0	0	0	0	0	0	0	0
Sept 30	HAWAI'I	0	0	0	0	0	0	0	0
Oct 09	at Nevada	0	0	0	0	0	0	0	0
Oct 17	NEW MEXICO STATE	3	51	1	26	0	0	0	0
Oct 24	at Utah State	0	0	0	0	0	0	0	0
Oct 31	at Idaho	0	0	0	0	4	35	0	16
Nov 06	BOISE STATE	0	0	0	0	1	9	0	9
Nov 14	at LSU	0	0	0	0	1	5	0	5
Nov 21	at Fresno State	4	41	0	22	1	6	0	6
Dec 05	SAN JOSE STATE	1	6	0	6	3	61	1	38
<b>Totals</b>		<b>9</b>	<b>96</b>	<b>1</b>	<b>26</b>	<b>12</b>	<b>133</b>	<b>1</b>	<b>38</b>

Date	Opponent	KRet	Yds	TD	Lg	PRet	Yds	TD	Lg
Sept 5	at Auburn	0	0	0	0	0	0	0	0
Sept 12	at Navy	0	0	0	0	0	0	0	0
Sept 19	NICHOLLS STATE	1	25	0	25	0	0	0	0
Sept 30	HAWAI'I	1	53	0	53	0	0	0	0
Oct 09	at Nevada	1	24	0	24	0	0	0	0
Oct 17	NEW MEXICO STATE	2	22	0	19	0	0	0	0
Oct 24	at Utah State	3	47	0	25	1	0	0	0
Oct 31	at Idaho	2	56	0	53	0	0	0	0
Nov 06	BOISE STATE	5	130	0	71	0	0	0	0
Nov 14	at LSU	2	42	0	24	0	0	0	0
Nov 21	at Fresno State	4	67	0	19	2	36	0	32
Dec 05	SAN JOSE STATE	0	0	0	0	0	0	0	0
<b>Totals</b>		<b>21</b>	<b>466</b>	<b>0</b>	<b>71</b>	<b>3</b>	<b>36</b>	<b>0</b>	<b>32</b>

### #9 Carey Fortson

5-11 // 168 // Fr. // HS // Longview, Texas (Longview)

#### Career Highs

Receptions: 3, Southern Miss, Sep 25, 2010

Receiving yards: 66, Southern Miss, Sep 25, 2010 (3 receptions)

Long reception: 38, Southern Miss, Sep 25, 2010

**2010:** Made his Tech debut against Navy (9/18) ... Made his first career start against Southern Miss (9/25), catching three passes for 66 yards including a long reception of 38 yards ...

#### Fortson's 2010 Game-by-Game Stats

Date	Opponent	Rush	Yds	TD	Lg	Rec.	Yds	TD	Lg
Sep 18	NAVY	0	0	0	0	0	0	0	0
Sep 25	SOUTHERN MISS	0	0	0	0	3	66	0	38
Oct 2	at Hawai'i	0	0	0	0	0	0	0	0
Oct 26	at #2 Boise State	0	0	0	0	1	-2	0	0
Nov 6	FRESNO STATE	0	0	0	0	0	0	0	0

## 2010 STATISTICS

## OFFENSE

## #27 Quinn Giles (also see on defense)

5-10 // 185 // So. // 1L // Shreveport, La. (Evangel Christian Academy)

## Career Highs

Receptions: 1, at Fresno State, Nov 21, 2009 ;  
at New Mexico State, Nov 13, 2010

Receiving yards: 12, at Fresno State, Nov 21, 2009 (1 receptions)

Long reception: 12, at Fresno State, Nov 21, 2009

All-purpose yards: 12, at Fresno State, Nov 21, 2009

Tackles: 2, at Utah State, Oct 24, 2009 (0-2)

**2010:** Did not record any tackles against Navy (9/18) ... Played receiver against Fresno State (11/6) for the second year in a row, but did not record any catches ... Caught one pass for three yards at New Mexico State (11/13) ...

## Giles' 2010 Game-by-Game Stats

Date	Opponent	Rush	Yds	TD	Lg	Rec.	Yds	TD	Lg
Nov 6	FRESNO STATE	0	0	0	0	0	0	0	0
Nov 13	at N.M. State	0	0	0	0	1	3	0	3
Nov 27	at San Jose State	0	0	0	0	0	0	0	0

## Giles' 2009 Game-by-Game Stats

Date	Opponent	Rush	Yds	TD	Lg	Rec.	Yds	TD	Lg
Nov 21	FRESNO STATE	0	0	0	0	1	12	0	12

## #30 David Gru

6-0 // 185 // R-So. // RS // Newbury Park, Calif. (Ventura College)

## Career Highs

Receptions: 3, Idaho, Oct 16, 2010

Receiving yards: 40, Idaho, Oct 16, 2010 (3 receptions)

Long reception: 27, vs Grambling St., Sep 04, 2010

**2010:** Made his Tech debut against Grambling (9/4), catching one pass for a 27 yard gain ... Caught two passes at Texas A&M (9/11) for 14 yards ... Caught three passes for 40 yards against Idaho (10/16) ... Caught one pass for 16 yards at No. 2 Boise State (10/26) ...

## Gru's 2010 Game-by-Game Stats

Date	Opponent	Rush	Yds	TD	Lg	Rec.	Yds	TD	Lg
Sept 4	vs. Grambling	0	0	0	0	1	27	0	27
Sept 11	at Texas A&M	0	0	0	0	2	14	0	7
Oct 16	IDAHO	0	0	0	0	3	40	0	16
Oct 26	at #2 Boise State	0	0	0	0	1	16	0	16

## #19 Andrew Guillot

5-10 // 180 // So. // SQ // Slidell, La. (Pope John Paul II)

## Career Highs

Points scored: 6, at New Mexico State, Nov 13, 2010

Touchdowns: 1, at New Mexico State, Nov 13, 2010

Rush attempts: 1, Utah State, Oct 09, 2010

Rush yards: -2, Utah State, Oct 09, 2010 (1 carries)

Receptions: 3, at Texas A&M, Sep 11, 2010

Receiving yards: 19, at New Mexico State, Nov 13, 2010 (2 receptions);  
at Texas A&M, Sep 11, 2010 (3 receptions)

Receiving TDs: 1, at New Mexico State, Nov 13, 2010

Long reception: 15, vs Grambling St., Sep 04, 2010

**2010:** Made his collegiate debut against Grambling (9/4), making one catch for 15 yards ... Caught three passes for 19 yards at Texas A&M (9/11) ... Caught one pass for a six yard gain against Southern Miss (9/25) ... Caught two passes for five yards against Utah State (10/9) ... Caught one pass for six yards at No. 2 Boise State (10/26) ... Recorded his first career touchdown reception at New Mexico State (11/13) in a game where he caught two passes for 19 yards ... Caught two passes for 11 yards at San Jose State (11/27) and blocked for Phillip Livas on Livas' NCAA record-tying eighth kick/punt return for a touchdown ...

## Guillot's 2010 Game-by-Game Stats

Date	Opponent	Rush	Yds	TD	Lg	Rec.	Yds	TD	Lg
Sept 4	vs. Grambling	0	0	0	0	1	15	0	15
Sept 11	at Texas A&M	0	0	0	0	3	19	0	9
Sept 25	SOUTHERN MISS	0	0	0	0	1	6	0	6
Oct 2	at Hawai'i	0	0	0	0	2	0	0	1
Oct 9	UTAH STATE	0	0	0	0	2	5	0	7
Oct 26	at #2 Boise State	0	0	0	0	1	6	0	6
Nov 6	FRESNO STATE	0	0	0	0	0	0	0	0
Nov 13	at N.M. State	0	0	0	0	2	19	1	11
Nov 27	at San Jose State	0	0	0	0	2	11	0	10

## #3 Tarik Hakmi

6-3 // 230 // So. // TR // San Jose, Calif. (Foothill CC)

## Career Highs

Points scored: 6, at Texas A&M, Sep 11, 2010

Touchdowns: 1, at Texas A&M, Sep 11, 2010

Rush attempts: 12, Southern Miss, Sep 25, 2010

Rush yards: 26, Southern Miss, Sep 25, 2010 (12 carries)

Rush TDs: 1, at Texas A&M, Sep 11, 2010

Long rush: 13, Southern Miss, Sep 25, 2010

Pass attempts: 35, Southern Miss, Sep 25, 2010

Pass completions: 22, Southern Miss, Sep 25, 2010

Pass yards: 262, Southern Miss, Sep 25, 2010

Pass TDs: 1, at Texas A&M, Sep 11, 2010 ;  
Southern Miss, Sep 25, 2010

Had intercepted: 2, at Hawai'i, Oct 02, 2010 ;  
Southern Miss, Sep 25, 2010

Long pass: 38, Southern Miss, Sep 25, 2010

**2010:** Saw his first action at Texas A&M (9/11), throwing 6-for-8 for 93 yards and one touchdown while running 10 times for 10 yards and a touchdown ... Came in on the second possession against Southern Miss (9/25) going 22-for-38 for 233 yards, one touchdown and one interception ... Was 4-for-11 with two interceptions at Hawai'i (10/2) ...

## Hakmi's 2010 Game-by-Game Passing Stats

Date	Opponent	Cmp-Att-Int	Yds	TD	Lg
Sep 11	at Texas A&M	6-8-0	93	1	36
Sep 25	SOUTHERN MISS	22-38-1	233	1	56
Oct 2	at Hawai'i	4-11-2	0	0	1

# 2010 STATISTICS

## OFFENSE

### #80 Eric Harper

6-4 // 230 // Jr. // 2L // Marrero, La. (John Ehret)

#### Career Highs

Points scored: 6, at Texas A&M, Sep 11, 2010  
 Touchdowns: 1, at Texas A&M, Sep 11, 2010  
 Receptions: 4, at Texas A&M, Sep 11, 2010  
 Receiving yards: 56, at Texas A&M, Sep 11, 2010 (4 receptions)  
 Receiving TDs: 1, at Texas A&M, Sep 11, 2010  
 Long reception: 35, at Texas A&M, Sep 11, 2010

**2010:** Caught four passes at Texas A&M (9/11) for 56 yards and one touchdown ... Caught one pass for 20 yards against Navy (9/18) ...

#### Harper's 2010 Game-by-Game Stats

Date	Opponent	Rush	Yds	TD	Lg	Rec.	Yds	TD	Lg
Sept 11	at Texas A&M	0	0	0	0	4	56	1	35
Sept 18	NAVY	0	0	0	0	1	20	0	20
Oct 2	at Hawai'i	0	0	0	0	0	0	0	0

### #32 Ray Holley

6-1 // 205 // R-Jr. // TR // Tatum, Texas (Tennessee)

#### Career Highs

Points scored: 6, at San Jose State, Nov 27, 2010 ;  
 at Hawai'i, Oct 02, 2010  
 Touchdowns: 1, at San Jose State, Nov 27, 2010 ;  
 at Hawai'i, Oct 02, 2010  
 Rush attempts: 13, at San Jose State, Nov 27, 2010  
 Rush yards: 58, at San Jose State, Nov 27, 2010 (13 carries)  
 Rush TDs: 1, at San Jose State, Nov 27, 2010 ;  
 at Hawai'i, Oct 02, 2010  
 Long rush: 26, at San Jose State, Nov 27, 2010  
 Pass attempts: 1, at Texas A&M, Sep 11, 2010  
 Receptions: 4, Navy, Sep 18, 2010  
 Receiving yards: 26, vs Grambling St., Sep 04, 2010 (3 receptions)  
 Long reception: 22, at New Mexico State, Nov 13, 2010  
 Total offense attempts: 13, at San Jose State, Nov 27, 2010 (13 rush, 0 pass)  
 Total offense yards: 58, at San Jose State, Nov 27, 2010 (58 rush, 0 pass)  
 All-purpose yards: 58, at San Jose State, Nov 27, 2010  
 Kick returns: 1, at New Mexico State, Nov 13, 2010  
 Kick return yards: 8, at New Mexico State, Nov 13, 2010 (1 returns)  
 Long kick return: 8, at New Mexico State, Nov 13, 2010

**2010:** Made his Louisiana Tech debut against Grambling (9/4), running the ball five times for 30 yards and making three catches for 26 yards ... Ran the ball twice at Texas A&M (9/11) for five yards ... Recorded 28 yards rushing on six carries against Navy (9/18) while also catching four passes for 20 yards ... Carried the ball once against Southern Miss (9/25) for two yards ... Carried the ball once at Hawai'i (10/2), rushing for one yard and a touchdown ... Caught two passes for 17 yards and ran the ball three times for six yards against Utah State (10/9) ... Ran the ball four times for 27 yards and caught one pass for 13 yards at No. 2 Boise State (10/26) ... Ran the ball seven times for 25 yards and caught a career-best 22-yard reception at New Mexico State (11/13) while also returning one kickoff for eight yards ... Ran the ball 13 times for a career-best 58 yards and one touchdown at San Jose State (11/27) ...

#### Holley's 2010 Game-by-Game Stats

Date	Opponent	Rush	Yds	TD	Lg	Rec.	Yds	TD	Lg
Sept 4	vs. Grambling	5	30	0	18	3	26	0	13
Sept 11	at Texas A&M	2	5	0	5	0	0	0	0
Sept 18	NAVY	6	28	0	13	4	20	0	10
Sep 25	SOUTHERN MISS	1	2	0	2	0	0	0	0
Oct 2	at Hawai'i	1	1	1	1	0	0	0	0
Oct 9	UTAH STATE	3	6	0	3	2	17	0	9
Oct 26	at #2 Boise State	4	27	0	27	1	13	0	13
Nov 13	at N.M. State	7	25	0	10	1	22	0	22
Nov 27	at San Jose State	13	58	1	26	0	0	0	0

### #17 Taulib Ikharo

5-11 // 185 // Jr. // TR // Berkeley, Calif. (Laney CC)

#### Career Highs

Points scored: 18, Fresno State, Nov 06, 2010  
 Touchdowns: 3, Fresno State, Nov 06, 2010  
 Receptions: 10, Navy, Sep 18, 2010  
 Receiving yards: 88, Navy, Sep 18, 2010 (10 receptions)  
 Receiving TDs: 3, Fresno State, Nov 06, 2010  
 Long reception: 36, at Texas A&M, Sep 11, 2010

**2010:** Caught two passes for 31 yards in his Tech debut against Grambling (9/4) ... Registered 52 receiving yards on four catches at Texas A&M (9/11) ... Caught his first career touchdown pass with 29 seconds left in the first half against Navy (9/18), totaling 10 catches for 88 yards against the Midshipmen ... Caught two passes for 22 yards in a 13-12 loss to Southern Miss (9/25) ... Caught three passes for 25 yards at Hawai'i (10/2) ... Reigned in 62 receiving yards on seven catches against Idaho (10/16) in a 48-35 win ... Led Tech with 45 receiving yards on seven catches at No. 2 Boise State (10/26) ... Recorded a career-high three "receiving" touchdowns against Fresno State (11/6) where his second score of the day was a fumble recovery in the end zone on a Richie Casey-to-Ross Jenkins pass ... Caught two passes for seven yards at New Mexico State (11/13) ... Caught three passes for 27 yards at San Jose State (11/27) ...

#### Ikharo's 2010 Game-by-Game Stats

Date	Opponent	Rush	Yds	TD	Lg	Rec.	Yds	TD	Lg
Sept 4	vs. Grambling	0	0	0	0	2	31	0	25
Sept 11	at Texas A&M	0	0	0	0	4	52	0	36
Sept 18	NAVY	0	0	0	0	10	88	1	20
Sept 25	SOUTHERN MISS	0	0	0	0	2	22	0	12
Oct 2	at Hawai'i	0	0	0	0	3	25	0	12
Oct 9	UTAH STATE	0	0	0	0	3	29	0	14
Oct 16	IDAHO	0	0	0	0	7	62	0	17
Oct 26	at #2 Boise State	0	0	0	0	7	45	0	11
Nov 6	FRESNO STATE	0	0	0	0	3	53	3	28
Nov 13	at N.M. State	0	0	0	0	2	11	0	7
Nov 27	at San Jose State	0	0	0	0	3	27	0	14

### #8 Jacarri Jackson

6-2 // 185 // R-Fr. // RS // Logansport, La. (Logansport)

#### Career Highs

Receptions: 4, vs Grambling St., Sep 04, 2010  
 Receiving yards: 41, at New Mexico State, Nov 13, 2010 (1 receptions)  
 Long reception: 41, at New Mexico State, Nov 13, 2010

**2010:** Made his collegiate debut against Grambling (9/4), catching four passes for 27 yards ... Caught two passes for 11 yards against Navy (9/18) ... Caught two passes for 24 yards against Southern Miss (9/25) including a 17 yard catch ... Caught one pass for 10 yards against Utah State (10/9) ...

#### Jackson's 2010 Game-by-Game Stats

Date	Opponent	Rush	Yds	TD	Lg	Rec.	Yds	TD	Lg
Sept 4	vs. Grambling	0	0	0	0	4	27	0	11
Sept 18	NAVY	0	0	0	0	2	11	0	4
Sept 25	SOUTHERN MISS	0	0	0	0	2	24	0	17
Oct 9	UTAH STATE	0	0	0	0	1	10	0	10
Nov 13	at N.M. State	0	0	0	0	1	41	0	41

## 2010 STATISTICS

## OFFENSE

## #11 Ross Jenkins

6-3 // 212 // R-Sr. // 2L // Houston, Texas (Langham Creek)

## Career Highs

Points scored:	6, 6 times
Touchdowns:	1, 6 times
Rush attempts:	12, at LSU, Nov 14, 2009
Rush yards:	47, Idaho, Oct 18, 2008 (11 carries)
Rush TDs:	1, 6 times
Long rush:	33, at Auburn, Sept 5, 2009
Pass attempts:	44, Idaho, Oct 16, 2010
Pass completions:	31, Idaho, Oct 16, 2010
Pass yards:	422, Idaho, Oct 16, 2010
Pass TDs:	4, at Fresno State, Nov 21, 2009
Had intercepted:	2, Utah State, Nov 15, 2008 ; at San Jose State, Nov 27, 2010
Long pass:	68, at New Mexico State, Nov 22, 2008
Receptions:	1, at New Mexico State, Nov 22, 2008 ; Fresno State, Nov 06, 2010
Receiving yards:	43, Fresno State, Nov 06, 2010 (1 reception)
Long reception:	42, Fresno State, Nov 06, 2010
Total offense attempts:	52, Idaho, Oct 16, 2010 (8 rush, 44 pass)
Total offense yards:	456, Idaho, Oct 16, 2010 (34 rush, 422 pass)
All-purpose yards:	67, Fresno State, Nov 06, 2010
Tackles:	1, Idaho, Oct 16, 2010 (1-0)

**2010:** Started the season opener against Grambling (9/4), throwing 15-for-19 for 101 yards in a 20-6 win ... Entered the game at Hawai'i (10/2) in relief of Tarik Hakmi, going 19-for-26 for 215 yards and two touchdowns, his first touchdown pass since Nov. 21, 2009 ... Started against Utah State (10/9), going 20-for-32 for 149 yards with one touchdown pass and one interception ... Named WAC Offensive Player of the Week, LSWA Co-Offensive Player of the Week, Davey O'Brien Honorable Mention QB of the Week and a player to watch by the Manning Award after his career day against Idaho (10/16), going 31-for-44 and three touchdowns as he led the nation that weekend with 422 passing yards while not getting sacked against a team that entered the game ranked fourth in the nation in sacks ... Led Tech to record close to 400 yards of offense on the nation's top-ranked defense as he threw 24-for-39 for 222 yards and one touchdown at No. 2 Boise State (10/26) ... Was 16-for-30 with three touchdown passes and one interception against Fresno State (11/6) while also catching one pass from Richie Casey for 43 yards before fumbling in the end zone, which was recovered for a score by Taulib Ikhara ... Passed for one touchdown and ran for another at New Mexico State (11/13) as he guided Tech to its first road victory in 11 tries - a drought that lasted two years - as he was 19-for-31 for 184 yards and one interception ... Was 13-for-29 for 105 yards and two interceptions while running for a touchdown at San Jose State (11/27) ...

## Jenkins' 2010 Game-by-Game Passing Stats

Date	Opponent	Cmp-Att-Int	Yds	TD	Lg
Sep 4	vs. Grambling State	15-19-0	101	0	13
Oct 2	at Hawai'i	19-26-1	215	2	32
Oct 9	UTAH STATE	20-32-1	149	1	20
Oct 16	IDAHO	31-44-0	422	3	52
Oct 26	at #2 Boise State	24-39-0	222	1	30
Nov 6	FRESNO STATE	16-30-1	176	3	28
Nov 13	at N.M. State	19-31-1	184	1	41
Nov 27	at San Jose State	13-29-2	105	0	26

## Jenkins' 2009 Game-by-Game Passing Stats

Date	Opponent	Cmp-Att-Int	Yds	TD	Lg
Sept 5	at Auburn	1833-1	149	1	19
Sep 12	at Navy	18-29-1	156	0	27
Sep 19	NICHOLLS STATE	21-30-0	357	2	50
Sep 30	HAWAI'I	13-22-0	97	0	13
Oct 09	at Nevada	8-17-1	129	0	41
Oct 17	NEW MEXICO STATE	11-19-0	204	3	40
Oct 24	at Utah State	17-26-1	155	2	29
Oct 31	at Idaho	17-30-0	220	3	36
Nov 06	BOISE STATE	10-19-1	114	1	36
Nov 14	at LSU	16-31-0	143	0	22

Nov 21	at Fresno State	14-22-0	206	4	50
Dec 05	SAN JOSE STATE	9-12-0	165	1	41
<b>Totals</b>		<b>172-290-5</b>	<b>2,095</b>	<b>17</b>	<b>50</b>

## Jenkins' 2008 Game-by-Game Passing Stats

Date	Opponent	Cmp-Att-Int	Yds	TD	Lg
Sep 20	SE LOUISIANA	0-0-0	0	0	0
Oct 01	at Boise State	0-3-1	0	0	0
Oct 11	at Hawai'i	4-9-0	15	0	8
Oct 18	IDAHO	13-20-0	192	0	60
Oct 25	at Army	8-19-0	84	0	20
Nov 01	FRESNO STATE	7-12-0	88	1	27
Nov 08	at San Jose State	7-16-0	97	1	35
Nov 15	UTAH STATE	12-17-2	145	2	30
Nov 22	at New Mexico State	12-20-0	132	1	68
Nov 29	NEVADA	17-31-0	258	2	44
Dec 28	vs Northern Illinois	12-27-0	144	0	34
<b>Totals</b>		<b>92-174-3</b>	<b>1155</b>	<b>7</b>	<b>68</b>

## Jenkins 2007 Game-by-Game Passing Stats

Date	Opponent	Cmp-Att-Int	Yds	TD	Lg
Dec 01	at Nevada	2-5-0	26	0	17
<b>Totals</b>		<b>2-5-0</b>	<b>26</b>	<b>0</b>	<b>17</b>

## #6 Phillip Livas

5-8 // 175 // Sr. // 3L // Houma, La. (South Terrebonne)

## Career Highs

Points scored:	12, at New Mexico State, Nov 22, 2008 ; at New Mexico State, Nov 13, 2010
Touchdowns:	2, at New Mexico State, Nov 22, 2008 ; at New Mexico State, Nov 13, 2010
Rush attempts:	5, at New Mexico State, Nov 13, 2010
Rush yards:	84, at New Mexico State, Nov 13, 2010 (5 carries)
Rush TDs:	2, at New Mexico State, Nov 13, 2010
Long rush:	78, at Kansas, Sep 06, 2008
Receptions:	6, Mississippi State, Aug 30, 2008 ; at Hawai'i, Oct 11, 2008
Receiving yards:	129, San Jose State, Nov 17, 2007 (4 receptions)
Receiving TDs:	1, 7 times
Long reception:	70, at Idaho, Nov 03, 2007
Total offense attempts:	5, at New Mexico State, Nov 13, 2010 (5 rush, 0 pass); at San Jose State, Nov 27, 2010 (5 rush, 0 pass)
Total offense yards:	84, at New Mexico State, Nov 13, 2010 (84 rush, 0 pass)
All-purpose yards:	255, Fresno State, Nov 01, 2008
Punt returns:	4, Fresno State, Nov 01, 2008 ; at San Jose State, Nov 08, 2008 ; San Jose State, Dec 05, 2009
Punt return yards:	103, at San Jose State, Nov 27, 2010 (3 returns)
Long punt return:	88, at San Jose State, Nov 27, 2010
Kick returns:	7, Fresno State, Nov 06, 2010 ; at Texas A&M, Sep 11, 2010
Kick return yards:	225, Fresno State, Nov 06, 2010 (7 returns)
Long kick return:	100, at Utah State, Oct 24, 2009
Tackles:	1, Mississippi State, Aug 30, 2008 (1-0); Boise State, Oct 20, 2007 (0-1)

**2010:** Ran the ball three times for 30 yards and caught one pass for four yards against Grambling (9/4) ... Caught two passes for 14 yards at Texas A&M (9/11) before leaving the game with a concussion, which caused him to miss the game against Navy (9/18) ... Caught five passes for 47 yards against Southern Miss (9/25) in his best receiving day since Sept. 19, 2009 ... Recorded two catches for 24 yards and returned five kickoffs for 80 yards, averaging 23 yards per return at Hawai'i (10/2) ... Recorded 59 receiving yards on two catches including a 52-yard touchdown reception against Idaho (10/16) ... Caught three catches for 37 yards including a 23-yard touchdown reception at No. 2 Boise State (10/26) ... Returned a career-high seven kickoffs for 225 total return yards against Fresno State (11/6), including a 95-yard kickoff return for a touchdown, marking his seventh kickoff/punt return for a touchdown in his career, just one shy of the NCAA record while also returning one punt for 29 yards ... Ran for two touchdowns

# 2010 STATISTICS

## OFFENSE

with a 62-yard run for a score off a reverse and a nine-yard cut up the middle to reach the end zone at New Mexico State (11/13) as his scores sealed Tech's first road win in 11 tries ... Overall at New Mexico State (11/13), ran five times for a career-best 84 yards and two scores while catching four passes for 29 yards ... Tied the NCAA record in returns for a touchdown at San Jose State (11/27), returning a punt a career-long 88 yards while also catching one pass for 26 yards and running five times for 22 yards ...

### Livas' 2010 Game-by-Game Stats

Date	Opponent	Rush	Yds	TD	Lg	Rec.	Yds	TD	Lg
Sept 4	vs. Grambling	3	30	0	11	1	4	0	4
Sept 11	at Texas A&M	0	0	0	0	2	14	0	12
Sept 25	SOUTHERN MISS	2	5	0	6	5	47	0	20
Oct 2	at Hawai'i	0	0	0	0	2	24	0	12
Oct 16	IDAHO	2	-12	0	0	2	59	1	52
Nov 6	FRESNO STATE	0	0	0	0	0	0	0	0
Nov 13	at N.M. State	5	84	2	62	4	29	0	11
Nov 27	at San Jose State	5	22	0	6	1	26	0	26

Date	Opponent	KRet	Yds	TD	Lg	PRet	Yds	TD	Lg
Sept 04	vs Grambling St.	0	0	0	0	1	5	0	5
Sept 11	at Texas A&M	7	186	0	48	2	5	0	3
Sept 25	SOUTHERN MISS	2	40	0	26	0	0	0	0
Oct 02	at Hawai'i	5	80	0	23	0	0	0	0
Oct 16	IDAHO	2	31	0	27	2	12	0	8
Oct 26	at Boise State	5	111	0	32	1	11	0	11
Nov 06	FRESNO STATE	7	225	1	95	1	29	0	29
Nov 13	at N.M. State	0	0	0	0	1	3	0	3
Nov 27	at San Jose State	1	27	0	27	3	103	1	88

### Livas' 2009 Game-by-Game Stats

Date	Opponent	Rush	Yds	TD	Lg	Rec.	Yds	TD	Lg
Sept 5	at Auburn	1	1	0	1	5	43	0	14
Sept 12	at Navy	1	-3	0	0	1	8	0	8
Sept 19	NICHOLLS STATE	3	24	0	13	4	85	0	50
Sept 30	HAWAI'I	3	52	0	25	2	12	0	7
Oct 09	at Nevada	0	0	0	0	1	-2	0	0
Oct 17	NEW MEXICO STATE	2	13	0	7	3	29	0	14
Oct 24	at Utah State	4	37	0	15	0	0	0	0
Oct 31	at Idaho	3	73	0	37	3	30	0	13
Nov 06	BOISE STATE	3	10	0	10	1	0	0	0
Nov 14	at LSU	3	19	0	7	0	0	0	0
Nov 21	at Fresno State	0	0	0	0	0	0	0	0
Dec 05	SAN JOSE STATE	2	23	0	20	0	0	0	0
<b>Totals</b>		<b>25</b>	<b>249</b>	<b>0</b>	<b>37</b>	<b>20</b>	<b>205</b>	<b>0</b>	<b>50</b>

Date	Opponent	KRet	Yds	TD	Lg	PRet	Yds	TD	Lg
Sept 5	at Auburn	6	121	0	27	0	0	0	0
Sept 12	at Navy	3	52	0	24	1	85	1	85
Sept 19	NICHOLLS STATE	0	0	0	0	1	6	0	6
Sept 30	HAWAI'I	0	0	0	0	0	0	0	0
Oct 09	at Nevada	3	120	0	84	1	3	0	3
Oct 17	NEW MEXICO STATE	0	0	0	0	1	5	0	5
Oct 24	at Utah State	1	100	1	100	0	0	0	0
Oct 31	at Idaho	0	0	0	0	0	0	0	0
Nov 06	BOISE STATE	3	75	0	30	0	0	0	0
Nov 14	at LSU	3	65	0	40	0	0	0	0
Nov 21	at Fresno State	1	22	0	22	0	0	0	0
Dec 05	SAN JOSE STATE	3	67	0	24	4	8	0	6
<b>Totals</b>		<b>23</b>	<b>622</b>	<b>1</b>	<b>100</b>	<b>8</b>	<b>107</b>	<b>1</b>	<b>85</b>

### Livas' 2008 Game-by-Game Stats

Date	Opponent	Rush	Yds	TD	Lg	Rec.	Yds	TD	Lg
Aug 30	MISSISSIPPI STATE	2	16	0	11	6	85	0	36
Sep 06	at Kansas	2	80	0	78	2	30	0	22
Sep 20	SE LOUISIANA	2	19	0	12	3	58	0	24
Oct 01	at Boise State	0	0	0	0	3	77	0	57
Oct 11	at Hawai'i	1	9	0	9	6	80	0	28
Oct 18	IDAHO	2	75	1	72	2	16	0	9
Oct 25	at Army	2	12	0	7	2	27	0	14
Nov 01	FRESNO STATE	4	23	0	8	4	50	0	27

Nov 08	at San Jose State	3	10	0	9	1	2	0	2
Nov 15	UTAH STATE	3	10	0	9	1	6	0	6
Nov 22	at New Mexico State	4	35	1	14	4	88	1	68
Nov 29	NEVADA	2	33	0	33	5	70	1	44
Dec 28	vs Northern Illinois	3	15	0	10	4	18	0	7
<b>Totals</b>		<b>30</b>	<b>337</b>	<b>2</b>	<b>78</b>	<b>43</b>	<b>607</b>	<b>2</b>	<b>68</b>

Date	Opponent	No	Yds	TD	Lg	No	Yds	TD	Lg
Aug 30	MISSISSIPPI STATE	2	39	0	20	1	28	0	28
Sep 06	at Kansas	3	61	0	25	0	0	0	0
Sep 20	SE LOUISIANA	1	16	0	16	1	57	1	57
Oct 01	at Boise State	4	87	0	26	0	0	0	0
Oct 11	at Hawai'i	4	101	0	39	0	0	0	0
Oct 18	IDAHO	1	21	0	21	1	7	0	7
Oct 25	at Army	2	50	0	29	0	0	0	0
Nov 01	FRESNO STATE	4	88	0	31	4	94	1	81
Nov 08	at San Jose State	1	25	0	25	4	22	0	13
Nov 15	UTAH STATE	3	102	0	43	1	17	0	17
Nov 22	at New Mexico State	2	30	0	15	0	0	0	0
Nov 29	NEVADA	4	109	0	32	3	24	0	10
Dec 28	vs Northern Illinois	1	97	1	97	1	-4	0	0
<b>Totals</b>		<b>32</b>	<b>826</b>	<b>1</b>	<b>97</b>	<b>16</b>	<b>245</b>	<b>2</b>	<b>81</b>

### Livas' 2007 Game-by-Game Stats

Date	Opponent	Rush	Yds	TD	Lg	Rec.	Yds	TD	Lg
Sep 01	CENTRAL ARKANSAS	0	0	0	0	0	0	0	0
Sep 08	HAWAI'I	0	0	0	0	0	0	0	0
Sep 15	at California	1	4	0	4	3	25	0	11
Sep 29	at Fresno State	1	15	0	15	2	29	0	17
Oct 06	at Ole Miss	3	23	0	11	1	18	0	18
Oct 13	NEW MEXICO STATE	0	0	0	0	3	52	1	30
Oct 20	BOISE STATE	2	12	0	18	5	50	0	18
Oct 27	at Utah State	2	18	0	13	3	45	0	31
Nov 03	at Idaho	1	0	0	0	3	89	1	70
Nov 10	at LSU	0	0	0	0	1	15	0	15
Nov 17	SAN JOSE STATE	0	0	0	0	4	129	1	50
Dec 01	at Nevada	0	0	0	0	3	52	0	18
<b>Totals</b>		<b>10</b>	<b>72</b>	<b>0</b>	<b>18</b>	<b>28</b>	<b>504</b>	<b>3</b>	<b>70</b>

Date	Opponent	No	Yds	TD	Lg	No	Yds	TD	Lg
Sep 01	CENTRAL ARKANSAS	0	0	0	0	0	0	0	0
Sep 08	HAWAI'I	0	0	0	0	0	0	0	0
Sep 15	at California	0	0	0	0	0	0	0	0
Sep 29	at Fresno State	0	0	0	0	0	0	0	0
Oct 06	at Ole Miss	0	0	0	0	0	0	0	0
Oct 13	NEW MEXICO STATE	0	0	0	0	1	14	0	14
Oct 20	BOISE STATE	2	36	0	24	2	6	0	6
Oct 27	at Utah State	0	0	0	0	1	20	0	20
Nov 03	at Idaho	0	0	0	0	2	4	0	7
Nov 10	at LSU	5	183	0	76	1	5	0	5
Nov 17	SAN JOSE STATE	5	77	0	20	0	0	0	0
Dec 01	at Nevada	5	152	1	78	0	0	0	0
<b>Totals</b>		<b>17</b>	<b>448</b>	<b>1</b>	<b>78</b>	<b>7</b>	<b>49</b>	<b>0</b>	<b>20</b>

# 2010 STATISTICS

## OFFENSE

### #81 Tim Molton

6-2 // 170 // R-So. // TR // Montz, La. (LSU)

#### Career Highs

Points scored: 6, at Hawai'i, Oct 02, 2010 ;  
Utah State, Oct 09, 2010  
Touchdowns: 1, at Hawai'i, Oct 02, 2010 ;  
Utah State, Oct 09, 2010  
Rush attempts: 8, Utah State, Oct 09, 2010  
Rush yards: 93, Utah State, Oct 09, 2010 (8 carries)  
Long rush: 44, Utah State, Oct 09, 2010  
Pass attempts: 1, at Texas A&M, Sep 11, 2010  
Receptions: 3, Utah State, Oct 09, 2010 ;  
at Texas A&M, Sep 11, 2010  
Receiving yards: 36, at Texas A&M, Sep 11, 2010 (3 receptions)  
Receiving TDs: 1, at Hawai'i, Oct 02, 2010 ;  
Utah State, Oct 09, 2010  
Long reception: 20, Utah State, Oct 09, 2010

**2010:** Was suspended for the game against Grambling (9/4) for a violation of team rules ... Caught three passes for 36 yards at Texas A&M (9/11) ... Caught two passes for five yards against Navy (9/18) before leaving the game with a collarbone injury ... Caught two passes for eight yards, including his first career touchdown reception, at Hawai'i (10/2) ... Had a breakout day against Utah State (10/9), running the ball eight times out of the wildcat for 93 yards - including a long run of 44 yards - and caught three passes for 34 yards and one touchdown before sustaining a season-ending knee injury late in the fourth quarter.

#### Molton's 2010 Game-by-Game Stats

Date	Opponent	Rush	Yds	TD	Lg	Rec.	Yds	TD	Lg
Sept 11	at Texas A&M	0	0	0	0	3	36	0	17
Sept 18	NAVY	1	0	0	0	2	5	0	8
Oct 2	at Hawai'i	0	0	0	0	2	8	1	8
Oct 9	UTAH STATE	8	93	0	44	3	34	1	20
<b>Totals</b>		<b>9</b>	<b>93</b>	<b>0</b>	<b>44</b>	<b>10</b>	<b>83</b>	<b>2</b>	<b>20</b>

### #13 Ahmad Paige

6-1 // 180 // R-Jr. // TR // Monroe, La. (Tennessee)

#### Career Highs

Points scored: 12, Idaho, Oct 16, 2010  
Touchdowns: 2, Idaho, Oct 16, 2010  
Receptions: 5, Idaho, Oct 16, 2010  
Receiving yards: 95, Idaho, Oct 16, 2010 (5 receptions)  
Receiving TDs: 2, Idaho, Oct 16, 2010  
Long reception: 32, Idaho, Oct 16, 2010

**2010:** Caught three passes for 18 yards in his Louisiana Tech debut against Grambling (9/4) ... Recorded one reception for 10 yards at Texas A&M (9/11) ... Caught two passes for 16 yards against Navy (9/18) ... Caught three passes for 41 yards in a 13-12 loss to Southern Miss (9/25) ... Caught five passes for 95 yards and two touchdowns, including a long pass of 32 yards for a TD, against Idaho (10/16) ... Caught two passes at No. 2 Boise State (10/26) for 37 yards before suffering an injury to his knee.

#### Paige's 2010 Game-by-Game Stats

Date	Opponent	Rush	Yds	TD	Lg	Rec.	Yds	TD	Lg
Sept 4	vs. Grambling	0	0	0	0	3	18	0	7
Sept 11	at Texas A&M	0	0	0	0	1	10	0	10
Sept 18	NAVY	0	0	0	0	2	16	0	9
Sept 25	SOUTHERN MISS	0	0	0	0	3	41	0	24
Oct 16	IDAHO	0	0	0	0	5	95	2	32
Oct 26	at #2 Boise State	0	0	0	0	2	37	0	30

# 2010 STATISTICS

## DEFENSE

### #31 Chad Boyd

5-10 // 190 // So. // 1L // Westwego, La. (Archbishop Shaw)

#### Career Highs

All-purpose yards:	60, vs Grambling St., Sep 04, 2010
Kick returns:	1, vs Grambling St., Sep 04, 2010
Kick return yards:	14, vs Grambling St., Sep 04, 2010 (1 returns)
Long kick return:	14, vs Grambling St., Sep 04, 2010
Interceptions:	1, 4 times
Long interception return:	46, vs Grambling St., Sep 04, 2010
Tackles:	11, Fresno State, Nov 06, 2010 (3-8)
Tackles for loss:	1.0, Navy, Sep 18, 2010 (1-0)
Fumbles forced:	1, San Jose State, Dec 05, 2009
Fumbles recovered:	1, Hawai'i, Sep 30, 2009 ; at Hawai'i, Oct 02, 2010
Pass breakups:	2, at New Mexico State, Nov 13, 2010

**2010:** Made four tackles against Grambling (9/4) while also making his first career interception, returning the pick 46 yards ... Recorded five tackles at Texas A&M (9/11) and was credited with one pass break-up ... Made eight tackles against Navy (9/18) including five solo stops, one solo tackle for a loss of one yard and one interception ... Recorded six total tackles against Southern Miss (9/25) ... Registered seven total stops at Hawai'i (10/2) with five solo tackles and two assisted tackles while recovering one fumble for a return of six yards ... Matched a season-high eight tackles against Utah State (10/9) while also being credited with one pass break-up ... Recorded four total tackles - three solo - at No. 2 Boise State (10/26) ... Recorded a career-high 11 tackles against Fresno State (11/6) including three solo stops and eight assisted tackles ... Recorded five total tackles and a career-best two pass break-ups at New Mexico State (11/13) along with returning one interception for 30 yards before leaving the game on a stretcher due to a neck injury ... Recorded his fourth career interception to seal Tech's win at San Jose State (11/27) as he led the team with seven total tackles and a career-best six solo stops just two weeks after leaving the New Mexico State game in an ambulance for a neck injury ...

#### Boyd's 2010 Game-by-Game Stats

Date	Opponent	Solo	Ast	Total	TFL-Yds	Sacks	FF	FR-Yds	Int-Yds	QBH	Brk
Sep 04	vs Grambling St.	2	2	4	0.0-0	0.0-0	0	0-0	1-46	0	0
Sep 11	at Texas A&M	1	4	5	0.0-0	0.0-0	0	0-0	0-0	0	1
Sep 18	NAVY	5	3	8	1.0-1	0.0-0	0	0-0	1-0	0	0
Sep 25	SOUTHERN MISS	1	5	6	0.0-0	0.0-0	0	0-0	0-0	0	0
Oct 2	at Hawai'i	5	2	7	0.0-0	0.0-0	0	1-6	0-0	0	0
Oct 9	UTAH STATE	4	4	8	0.0-0	0.0-0	0	0-0	0-0	0	1
Oct 16	IDAHO	2	3	5	0.0-0	0.0-0	0	0-0	0-0	0	0
Oct 26	at #2 Boise State	3	1	4	0.0-0	0.0-0	0	0-0	0-0	0	0
Nov 6	FRESNO STATE	3	8	11	0.0-0	0.0-0	0	0-0	0-0	0	0
Nov 13	at N.M. State	3	2	5	0.0-0	0.0-0	0	0-0	1-30	0	2
Nov 27	at San Jose State	6	1	7	0.0-0	0.0-0	0	0-0	1-0	0	0

#### Boyd's 2009 Game-by-Game Stats

Date	Opponent	Solo	Ast	Total	TFL-Yds	Sacks	FF	FR-Yds	Int-Yds	QBH	Brk
Sep 12	at Navy	0	0	0	0.0-0	0.0-0	0	0-0	0-0	0	0
Sep 19	NICHOLLS STATE	1	0	1	0.0-0	0.0-0	0	0-0	0-0	0	0
Sep 30	HAWAI'I	1	3	4	0.0-0	0.0-0	0	1-0	0-0	0	0
Oct 09	at Nevada	4	6	10	0.0-0	0.0-0	0	0-0	0-0	0	0
Oct 17	N.M. STATE	1	1	2	0.0-0	0.0-0	0	0-0	0-0	0	0
Nov 06	BOISE STATE	2	2	4	0.0-0	0.0-0	0	0-0	0-0	0	0
Nov 14	at LSU	0	2	2	0.0-0	0.0-0	0	0-0	0-0	0	1
Nov 21	at Fresno State	0	0	0	0.0-0	0.0-0	0	0-0	0-0	0	1
Dec 05	SAN JOSE STATE	2	6	8	0.5-2	0.0-0	1	0-0	0-0	0	0
<b>Totals</b>		<b>11</b>	<b>20</b>	<b>31</b>	<b>0.5-2</b>	<b>0.0-0</b>	<b>1</b>	<b>1-0</b>	<b>0-0</b>	<b>0</b>	<b>2</b>

### #37 C.J. Broades

6-1 // 205 // So. // 1L // Texarkana, Texas (Pleasant Grove)

#### Career Highs

Tackles:	10, Boise State, Nov 06, 2009 (7-3)
Pass breakups:	1, Southern Miss, Sep 25, 2010

**2010:** Recorded five total tackles against Grambling (9/4) ... Made eight tackles - four solo and four assisted - at Texas A&M (9/11) ... Made three stops against Navy (9/18) ... Registered nine total tackles - five solo and three assisted - against Southern Miss (9/25) while also being credited with a pass break-up ... Recorded six tackles at Hawai'i (10/2) with three solo stops and three assisted tackles while being credited with one pass break-up ... Assisted on four tackles at #2 Boise State (10/26) ... Left the team following the game at Boise State.

#### Broades' 2010 Game-by-Game Stats

Date	Opponent	Solo	Ast	Total	TFL-Yds	Sacks	FF	FR-Yds	Int-Yds	QBH	Brk
Sep 04	vs Grambling St.	1	4	5	0.0-0	0.0-0	0	0-0	0-0	0	0
Sep 11	at Texas A&M	4	4	8	0.0-0	0.0-0	0	0-0	0-0	0	0
Sep 18	NAVY	2	1	3	0.0-0	0.0-0	0	0-0	0-0	0	0
Sep 25	SOUTHERN MISS	5	4	9	0.0-0	0.0-0	0	0-0	0-0	0	1
Oct 2	at Hawai'i	3	3	6	0.0-0	0.0-0	0	0-0	0-0	0	1
Oct 26	at #2 Boise State	0	4	4	0.0-0	0.0-0	0	0-0	0-0	0	0
<b>Total</b>		<b>15</b>	<b>20</b>	<b>35</b>	<b>0.0-0</b>	<b>0.0-0</b>	<b>0</b>	<b>0-0</b>	<b>0-0</b>	<b>0</b>	<b>2</b>

#### Broades' 2009 Game-by-Game Stats

Date	Opponent	Solo	Ast	Total	TFL-Yds	Sacks	FF	FR-Yds	Int-Yds	QBH	Brk
Nov 06	BOISE STATE	7	3	10	0.0-0	0.0-0	0	0-0	0-0	0	0
Nov 14	at LSU	1	3	4	0.0-0	0.0-0	0	0-0	0-0	1	0
Nov 21	at Fresno State	1	0	1	0.0-0	0.0-0	0	0-0	0-0	0	0
Dec 05	SAN JOSE STATE	1	2	3	0.0-0	0.0-0	0	0-0	0-0	0	0
<b>Totals</b>		<b>10</b>	<b>8</b>	<b>18</b>	<b>0.0-0</b>	<b>0.0-0</b>	<b>0</b>	<b>0-0</b>	<b>0-0</b>	<b>1</b>	<b>0</b>

# 2010 STATISTICS

## DEFENSE

### #91 Matt Broha

6-4 // 235 // R-Jr. // 2L // Baton Rouge, La. (Catholic)

#### Career Highs

Points scored: 6, Utah State, Nov 15, 2008  
 Touchdowns: 1, Utah State, Nov 15, 2008  
 Rush attempts: 1, Fresno State, Nov 06, 2010  
 Rush yards: 6, Fresno State, Nov 06, 2010 (1 carries)  
 Long rush: 6, Fresno State, Nov 06, 2010  
 Receptions: 1, at Hawai'i, Oct 02, 2010  
 Receiving yards: 8, at Hawai'i, Oct 02, 2010 (1 receptions)  
 Long reception: 8, at Hawai'i, Oct 02, 2010  
 Total offense attempts: 1, Fresno State, Nov 06, 2010 (1 rush, 0 pass)  
 Total offense yards: 6, Fresno State, Nov 06, 2010 (6 rush, 0 pass)  
 All-purpose yards: 40, Utah State, Nov 15, 2008  
 Interceptions: 1, Utah State, Nov 15, 2008  
 Long interception return: 40, Utah State, Nov 15, 2008

Tackles: 6, San Jose State, Dec 05, 2009 (3-3);  
 at Fresno State, Nov 21, 2009 (5-1);  
 Fresno State, Nov 06, 2010 (4-2)

Sacks: 2.0, San Jose State, Dec 05, 2009 (2-0);  
 vs Grambling St., Sep 04, 2010 (2-0)

Tackles for loss: 2.0, 5 times  
 Fumbles forced: 1, San Jose State, Dec 05, 2009;  
 at Hawai'i, Oct 02, 2010;  
 vs Grambling St., Sep 04, 2010

Fumbles recovered: 1, at Auburn, Sept 5, 2009;  
 Southern Miss, Sep 25, 2010

Pass breakups: 1, 6 times

**2010:** Registered five tackles against Grambling (9/4) with three solo, two assisted, two sacks for a loss of 10 yards and one forced fumble ... Made three tackles at Texas A&M (9/11) with 1.5 sacks for a loss of eight yards ... Registered five total tackles against Navy (9/18) with two solo tackles for a loss of four yards ... Registered four tackles against Southern Miss (9/25), one solo and three assisted, while being credited with one pass break-up ... Made three solo tackles at Hawai'i (10/2) with one being a sack for a loss of three yards leaving him one sack shy of Tech's all-time top-10 list, recording one forced fumble and one quarterback hurry against the Warriors ... Also at Hawai'i (10/2), caught a pass from Ryan Allen on a fake punt play for a gain of eight yards and a first down ... Recorded four tackles - three solo - against Utah State (10/9) while recording two tackles for a loss of 11 yards, including one sack for a loss of seven yards that tied him for ninth all-time at Louisiana Tech in career sacks ... Made two solo tackles at No. 2 Boise State (10/26) with one of them coming as a sack on Heisman Trophy candidate Kellen Moore for a loss of 13 yards ... Recorded six total tackles against Fresno State (11/6), matching a career-high he originally set against Fresno State in 2009 ... Both of his assisted tackles at New Mexico State (11/13) came for a loss of four total yards ... Recorded five total tackles and one sack for a loss of seven yards at San Jose State (11/27) ...

#### Broha's 2010 Game-by-Game Stats

Date	Opponent	Solo	Ast	Total	TFL-Yds	Sacks	FF	FR-Yds	Int-Yds	QBH	Brk
Sep 04	vs Grambling St.	3	2	5	2.0-10	2.0-10	1	0-0	0-0	0	0
Sep 11	at Texas A&M	1	2	3	1.5-8	1.5-8	0	0-0	0-0	0	0
Sep 18	NAVY	2	3	5	2.0-4	0.0-0	0	0-0	0-0	0	0
Sep 25	SOUTHERN MISS	3	4	7	0.0-0	0.0-0	0	1-0	0-0	0	1
Oct 02	at Hawai'i	3	0	3	1.0-3	1.0-3	1	0-0	0-0	1	0
Oct 09	UTAH STATE	3	1	4	2.0-11	1.0-7	0	0-0	0-0	0	0
Oct 16	IDAHO	0	1	1	0.5-5	0.5-5	0	0-0	0-0	0	0
Oct 26	at #2 Boise State	2	0	2	1.0-13	1.0-13	0	0-0	0-0	0	0
Nov 6	FRESNO STATE	4	2	6	1.0-4	0.0-0	0	0-0	0-0	1	0
Nov 13	at N.M. State	0	2	2	2.0-4	0-0	0	0-0	0-0	0	0
Nov 27	at San Jose State	3	2	5	1.0-7	1.0-7	0	0-0	0-0	0	0

#### Broha's 2009 Game-by-Game Stats

Date	Opponent	Solo	Ast	Total	TFL-Yds	Sacks	FF	FR-Yds	Int-Yds	QBH	Brk
Sep 5	at Auburn	1	1	2	0.0-0	0.0-0	0	1-0	0-0	0	0
Sep 12	at Navy	2	1	3	1.0-1	0.0-0	0	0-0	0-0	0	0
Sep 19	NICHOLLS STATE	0	1	1	0.0-0	0.0-0	0	0-0	0-0	0	0
Sep 30	HAWAI'I	1	0	1	1.0-8	1.0-8	0	0-0	0-0	0	1
Oct 09	at Nevada	2	2	4	0.0-0	0.0-0	0	0-0	0-0	0	0
Oct 17	N.M. STATE	1	2	3	0.0-0	0.0-0	0	0-0	0-0	0	0
Oct 24	at Utah State	0	2	2	0.0-0	0.0-0	0	0-0	0-0	1	0
Oct 31	at Idaho	1	1	2	1.0-7	1.0-7	0	0-0	0-0	1	1
Nov 06	BOISE STATE	0	2	2	0.0-0	0.0-0	0	0-0	0-0	0	0
Nov 14	at LSU	2	2	4	0.0-0	0.0-0	0	0-0	0-0	0	0
Nov 21	at Fresno State	5	1	6	0.0-0	0.0-0	0	0-0	0-0	0	0
Dec 05	SAN JOSE STATE	3	3	6	2.0-23	2.0-23	1	0-0	0-0	0	0
<b>Totals</b>		<b>18</b>	<b>18</b>	<b>36</b>	<b>5.0-39</b>	<b>4.0-38</b>	<b>1</b>	<b>1-0</b>	<b>0-0</b>	<b>2</b>	<b>2</b>

#### Broha's 2008 Game-by-Game Stats

Date	Opponent	Solo	Ast	Total	TFL-Yds	Sacks	FF	FR-Yds	Int-Yds	QBH	Brk
Aug 30	MISS. STATE	0	1	1	0.0-0	0.0-0	0	0-0	0-0	0	0
Sep 06	at Kansas	0	0	0	0.0-0	0.0-0	0	0-0	0-0	0	0
Sep 20	SE LOUISIANA	0	2	2	0.0-0	0.0-0	0	0-0	0-0	0	1
Oct 01	at Boise State	0	2	2	0.0-0	0.0-0	0	0-0	0-0	0	0
Oct 11	at Hawai'i	3	0	3	0.0-0	0.0-0	0	0-0	0-0	1	0
Oct 18	IDAHO	1	2	3	1.0-3	1.0-3	0	0-0	0-0	0	0
Oct 25	at Army	2	0	2	2.0-2	0.0-0	0	0-0	0-0	0	0
Nov 01	FRESNO STATE	1	1	2	0.5-2	0.5-2	0	0-0	0-0	0	1
Nov 08	at San Jose State	2	1	3	0.0-0	0.0-0	0	0-0	0-0	0	0
Nov 15	UTAH STATE	2	1	3	0.0-0	0.0-0	0	0-0	1-40	0	0
Nov 22	at N.M. State	0	0	0	0.0-0	0.0-0	0	0-0	0-0	0	0
Nov 29	NEVADA	1	2	3	0.0-0	0.0-0	0	0-0	0-0	0	0
Dec 28	vs No. Illinois	0	3	3	0.0-0	0.0-0	0	0-0	0-0	0	0
<b>Totals</b>		<b>12</b>	<b>15</b>	<b>27</b>	<b>3.5-7</b>	<b>1.5-5</b>	<b>0</b>	<b>0-0</b>	<b>1-40</b>	<b>1</b>	<b>3</b>

# 2010 STATISTICS

## DEFENSE

### #4 Tank Calais

5-11 // 205 // Sr. // 3L // Patterson, La. (Patterson)

#### Career Highs

Points scored: 6, San Jose State, Dec 05, 2009  
 Touchdowns: 1, San Jose State, Dec 05, 2009  
 All-purpose yards: 96, San Jose State, Dec 05, 2009  
 Interceptions: 1, San Jose State, Dec 05, 2009 ;  
 New Mexico State, Oct 17, 2009  
 Long interception return: 96, San Jose State, Dec 05, 2009  
 Tackles: 12, at New Mexico State, Nov 22, 2008 (8-4)  
 Sacks: 1.0, Idaho, Oct 18, 2008 (1-0);  
 at Idaho, Oct 31, 2009 (1-0)  
 Tackles for loss: 1.0, 7 times  
 Fumbles forced: 1, at Army, Oct 25, 2008 ;  
 at Hawai'i, Oct 02, 2010  
 Fumbles recovered: 1, at Hawai'i, Oct 02, 2010  
 Pass breakups: 2, Hawai'i, Sep 30, 2009

**2010:** Recorded three assisted tackles against Grambling (9/4) ... Made five tackles at Texas A&M (9/11) with one assisted tackle recorded for a loss of two yards ... Assisted on four tackles against Navy (9/18) ... Made six tackles against Southern Miss (9/25) with two solo stops and four assisted tackles while making one solo tackle for a loss of two yards ... Recorded six total tackles at Hawai'i (10/2) with five solo stops and one assisted tackle while forcing one fumble and recovering a fumble ... Recorded three assisted tackles against Fresno State (11/6) while also being credited with a pass break-up ... Recorded four total tackles at was credited with a pass break-up at New Mexico State (11/13) ...

#### Calais' 2010 Game-by-Game Stats

Date	Opponent	Solo	Ast	Total	TFL-Yds	Sacks	FF	FR-Yds	Int-Yds	QBH	Brk
Sep 04	vs Grambling St.	0	3	3	0.0-0	0.0-0	0	0-0	0-0	0	0
Sep 11	at Texas A&M	1	4	5	0.5-2	0.0-0	0	0-0	0-0	0	0
Sep 18	NAVY	0	4	4	0.0-0	0.0-0	0	0-0	0-0	0	0
Sep 25	SOUTHERN MISS	2	4	6	1.0-2	0.0-0	0	0-0	0-0	0	0
Oct 2	at Hawai'i	5	1	6	0.0-0	0.0-0	1	1-0	0-0	0	0
Oct 16	IDAHO	1	0	1	0.0-0	0.0-0	0	0-0	0-0	0	0
Nov 6	FRESNO STATE	0	3	3	0.0-0	0.0-0	0	0-0	0-0	1	0
Nov 13	at N.M. State	1	3	4	0.0-0	0.0-0	0	0-0	0-0	1	0

#### Calais' 2009 Game-by-Game Stats

Date	Opponent	Solo	Ast	Total	TFL-Yds	Sacks	FF	FR-Yds	Int-Yds	QBH	Brk
Sept 5	at Auburn	3	5	8	1.0-1	0.0-0	0	0-0	0-0	0	0
Sep 12	at Navy	5	2	7	0.0-0	0.0-0	0	0-0	0-0	0	0
Sep 19	NICHOLLS STATE	1	2	3	0.0-0	0.0-0	0	0-0	0-0	0	0
Sep 30	HAWAI'I	6	2	8	0.0-0	0.0-0	0	0-0	0-0	0	2
Oct 09	at Nevada	2	1	3	0.0-0	0.0-0	0	0-0	0-0	0	0
Oct 17	NEW MEXICO STATE	1	4	5	0.0-0	0.0-0	0	0-0	1-25	0	0
Oct 24	at Utah State	3	2	5	0.0-0	0.0-0	0	0-0	0-0	0	0
Oct 31	at Idaho	3	5	8	1.0-6	1.0-6	0	0-0	0-0	0	0
Nov 06	BOISE STATE	3	5	8	1.0-0	0.0-0	0	0-0	0-0	0	0
Nov 14	at LSU	1	5	6	0.0-0	0.0-0	0	0-0	0-0	0	0

Nov 21	at Fresno State	6	1	7	0.0-0	0.0-0	0	0-0	0-0	0	1
Dec 05	SAN JOSE STATE	4	5	9	0.5-2	0.0-0	0	0-0	1-96	0	1
<b>Totals</b>		<b>38</b>	<b>39</b>	<b>77</b>	<b>3.5-9</b>	<b>1.0-6</b>	<b>0</b>	<b>0-0</b>	<b>2-121</b>	<b>0</b>	<b>4</b>

#### Calais' 2008 Game-by-Game Stats

Date	Opponent	Solo	Ast	Total	TFL-Yds	Sacks	FF	FR-Yds	Int-Yds	QBH	Brk
Aug 30	MISSISSIPPI STATE	1	2	3	0.0-0	0.0-0	0	0-0	0-0	0	0
Sep 06	at Kansas	3	5	8	0.0-0	0.0-0	0	0-0	0-0	0	0
Sep 20	SE LOUISIANA	1	3	4	0.0-0	0.0-0	0	0-0	0-0	0	0
Oct 01	at Boise State	1	0	1	0.0-0	0.0-0	0	0-0	0-0	0	0
Oct 11	at Hawai'i	0	0	0	0.0-0	0.0-0	0	0-0	0-0	0	0
Oct 18	IDAHO	4	0	4	1.0-1	1.0-1	0	0-0	0-0	0	0
Oct 25	at Army	5	0	5	0.0-0	0.0-0	1	0-0	0-0	0	0
Nov 01	FRESNO STATE	2	0	2	1.0-1	0.0-0	0	0-0	0-0	0	0
Nov 08	at San Jose State	1	1	2	0.0-0	0.0-0	0	0-0	0-0	0	0
Nov 15	UTAH STATE	2	1	3	0.0-0	0.0-0	0	0-0	0-0	0	0
Nov 22	at New Mexico State	8	4	12	0.0-0	0.0-0	0	0-0	0-0	0	0
Nov 29	NEVADA	0	6	6	1.0-1	0.0-0	0	0-0	0-0	0	0
Dec 28	vs Northern Illinois	0	0	0	0.0-0	0.0-0	0	0-0	0-0	0	0
<b>Totals</b>		<b>28</b>	<b>22</b>	<b>50</b>	<b>3.0-3</b>	<b>1.0-1</b>	<b>1</b>	<b>0-0</b>	<b>0-0</b>	<b>0</b>	<b>0</b>

#### Calais' 2007 Game-by-Game Stats

Date	Opponent	Solo	Ast	Total	TFL-Yds	Sacks	FF	FR-Yds	Int-Yds	QBH	Brk
Sep 01	CENTRAL ARKANSAS	0	3	3	0.0-0	0.0-0	0	0-0	0-0	0	0
Sep 08	HAWAI'I	0	0	0	0.0-0	0.0-0	0	0-0	0-0	0	0
Sep 15	at California	0	0	0	0.0-0	0.0-0	0	0-0	0-0	0	0
Sep 29	at Fresno State	0	0	0	0.0-0	0.0-0	0	0-0	0-0	0	0
Oct 06	at Ole Miss	0	0	0	0.0-0	0.0-0	0	0-0	0-0	0	0
Oct 13	N.M. STATE	0	0	0	0.0-0	0.0-0	0	0-0	0-0	0	0
Oct 20	BOISE STATE	0	0	0	0.0-0	0.0-0	0	0-0	0-0	0	0
Oct 27	at Utah State	0	0	0	0.0-0	0.0-0	0	0-0	0-0	0	0
Nov 03	at Idaho	0	0	0	0.0-0	0.0-0	0	0-0	0-0	0	0
Nov 10	at LSU	0	0	0	0.0-0	0.0-0	0	0-0	0-0	0	0
Nov 17	SAN JOSE STATE	0	0	0	0.0-0	0.0-0	0	0-0	0-0	0	0
Dec 01	at Nevada	0	0	0	0.0-0	0.0-0	0	0-0	0-0	0	0
<b>Totals</b>		<b>0</b>	<b>3</b>	<b>3</b>	<b>0.0-0</b>	<b>0.0-0</b>	<b>0</b>	<b>0-0</b>	<b>0-0</b>	<b>0</b>	<b>0</b>

# 2010 STATISTICS

## DEFENSE

### #44 Adrien Cole

5-11 // 240 // Jr. // 2L // Mobile, Ala. (McGill-Toolen)

#### Career Highs

Tackles: 12, at Boise State, 10/26/10 (5-7); Utah State, Oct 09, 2010 (4-8); at Utah State, Oct 24, 2009 (4-8)  
 Sacks: 1.0, 4 times  
 Tackles for loss: 1.0, 7 times  
 Fumbles forced: 2, at Auburn, Sept 5, 2009  
 Pass breakups: 1, San Jose State, Dec 05, 2009

**2010:** Recorded eight total tackles against Grambling (9/4) including a solo stop for a loss of one yard ... Registered nine tackles at Texas A&M (9/11) ... Made nine total stops against Navy (9/18) including four solo and five assisted ... Made eight tackles against Southern Miss (9/25) with three solo and five assisted stops ... Recorded three tackles at Hawai'i (10/2) with one of his two solo tackles being a sack for a loss of one yard and was also credited with one QB hurry ... Matched a career-high 12 total tackles against Utah State (10/9) with four solo stops and eight assisted tackles while also assisting on a tackle for a loss of one yard ... Made five assisted tackles against Idaho (10/16) ... Matched a career-high 12 tackles at No. 2 Boise State (10/26) with five solo stops and seven assisted tackles while forcing a fumble and recorded an assisted tackle for a loss of one yard ... Registered double-digit tackles for the second consecutive game with 11 stops against Fresno State (11/6), including a sack for a loss of five yards ... Recorded three assisted tackles at New Mexico State (11/13) before leaving the game with a knee injury ...

#### Cole's 2010 Game-by-Game Stats

Date	Opponent	Solo	Ast	Total	TFL-Yds	Sacks	FF	FR-Yds	Int-Yds	QBH	Brk
Sep 04	vs Grambling St.	3	5	8	1.0-1	0.0-0	0	0-0	0-0	0	0
Sep 11	at Texas A&M	2	7	9	0.5-0	0.0-0	0	0-0	0-0	0	0
Sep 18	NAVY	4	5	9	0.0-0	0.0-0	0	0-0	0-0	0	0
Sep 25	SOUTHERN MISS	3	5	8	0.0-0	0.0-0	0	0-0	0-0	0	0
Oct 2	at Hawai'i	2	1	3	1.0-1	1.0-1	0	0-0	0-0	1	0
Oct 9	UTAH STATE	4	8	12	0.5-1	0.0-0	0	0-0	0-0	0	0
Oct 16	IDAHO	0	5	5	0.0-0	0.0-0	0	0-0	0-0	0	0
Oct 26	at #2 Boise State	5	7	12	0.5-1	0.0-0	1	0-0	0-0	0	0
Nov 6	FRESNO STATE	3	8	11	1.0-5	1.0-5	0	0-0	0-0	0	0
Nov 13	at N.M. State	0	3	3	0.0-0	0.0-0	0	0-0	0-0	0	0

#### Cole's 2009 Game-by-Game Stats

Date	Opponent	Solo	Ast	Total	TFL-Yds	Sacks	FF	FR-Yds	Int-Yds	QBH	Brk
Sept 5	at Auburn	3	7	10	0.0-0	0.0-0	2	0-0	0-0	1	0
Sep 12	at Navy	3	5	8	0.0-0	0.0-0	0	0-0	0-0	0	0
Sep 19	NICHOLLS STATE	4	5	9	0.0-0	0.0-0	0	0-0	0-0	0	0
Sep 30	HAWAII	4	1	5	0.0-0	0.0-0	0	0-0	0-0	0	0
Oct 09	at Nevada	3	7	10	1.0-16	1.0-16	0	0-0	0-0	0	0
Oct 17	N.M. STATE	2	3	5	0.0-0	0.0-0	0	0-0	0-0	0	0
Oct 24	at Utah State	4	8	12	1.0-2	0.0-0	0	0-0	0-0	0	0
Nov 06	BOISE STATE	1	4	5	0.5-1	0.0-0	0	0-0	0-0	0	0
Nov 14	at LSU	3	8	11	1.0-11	1.0-11	0	0-0	0-0	1	0
Nov 21	at Fresno State	8	1	9	0.0-0	0.0-0	0	0-0	0-0	0	0
Dec 05	SAN JOSE STATE	1	8	9	0.5-1	0.0-0	0	0-0	0-0	0	1
<b>Totals</b>		<b>36</b>	<b>57</b>	<b>93</b>	<b>4.0-31</b>	<b>2.0-27</b>	<b>2</b>	<b>0-0</b>	<b>0-0</b>	<b>2</b>	<b>1</b>

#### Cole's 2008 Game-by-Game Stats

Date	Opponent	Solo	Ast	Total	TFL-Yds	Sacks	FF	FR-Yds	Int-Yds	QBH	Brk
Oct 01	at Boise State	2	0	2	0.0-0	0.0-0	0	0-0	0-0	0	0
Oct 11	at Hawai'i	0	0	0	0.0-0	0.0-0	0	0-0	0-0	0	0
Oct 18	IDAHO	0	1	1	0.0-0	0.0-0	0	0-0	0-0	0	0
Oct 25	at Army	1	1	2	0.0-0	0.0-0	0	0-0	0-0	0	0
Nov 01	FRESNO STATE	2	0	2	1.0-3	0.0-0	0	0-0	0-0	0	0
Nov 08	at San Jose State	1	4	5	0.0-0	0.0-0	0	0-0	0-0	0	0
Nov 15	UTAH STATE	2	1	3	0.0-0	0.0-0	0	0-0	0-0	0	0
Nov 22	at N.M. State	5	2	7	0.0-0	0.0-0	0	0-0	0-0	0	0
Nov 29	NEVADA	0	4	4	0.0-0	0.0-0	0	0-0	0-0	0	0
Dec 28	vs No. Illinois	1	3	4	0.0-0	0.0-0	0	0-0	0-0	0	0
<b>Totals</b>		<b>14</b>	<b>16</b>	<b>30</b>	<b>1.0-3</b>	<b>0.0-0</b>	<b>0</b>	<b>0-0</b>	<b>0-0</b>	<b>0</b>	<b>0</b>

### #47 Javontay Crowe

5-11 // 190 // So. // 1L // Ruston, La. (Ruston)

#### Career Highs

All-purpose yards: 7, at New Mexico State, Nov 13, 2010  
 Interceptions: 1, at New Mexico State, Nov 13, 2010  
 Long interception return: 7, at New Mexico State, Nov 13, 2010  
 Tackles: 10, Fresno State, Nov 06, 2010 (4-6)  
 Tackles for loss: 0.5, Fresno State, Nov 06, 2010 (0-0)  
 Fumbles forced: 1, Idaho, Oct 16, 2010; at Texas A&M, Sep 11, 2010  
 Pass breakups: 2, at New Mexico State, Nov 13, 2010

**2010:** Registered one tackle against Grambling (9/4) ... Forced a fumble, caused one pass break-up and recorded three tackles at Texas A&M (9/11) ... Recorded four solo tackles against Navy (9/18) ... Recorded five total tackles at Hawai'i (10/2) with four solo stops and one assisted tackle ... Made six total tackles - three solo and three assisted - while forcing a fumble against Idaho (10/16) ... Registered four total tackles at No. 2 Boise State (10/26) including three solo stops ... Recorded a career-high 10 tackles against Fresno State (11/6) with four solo stops and six assisted tackles with one assisted tackle coming for a loss of one yard ... Led the team with nine total tackles, including a career-high six solo tackles, with his first career interception and two pass break-ups at New Mexico State (11/13) ... Recorded five solo tackles at San Jose State (11/27) ...

#### Crowe's 2010 Game-by-Game Stats

Date	Opponent	Solo	Ast	Total	TFL-Yds	Sacks	FF	FR-Yds	Int-Yds	QBH	Brk
Sep 04	vs Grambling St.	0	1	1	0.0-0	0.0-0	0	0-0	0-0	0	0
Sep 11	at Texas A&M	1	2	3	0.0-0	0.0-0	1	0-0	0-0	0	1
Sep 18	NAVY	4	0	4	0.0-0	0.0-0	0	0-0	0-0	0	0
Sep 25	SOUTHERN MISS	0	0	0	0.0-0	0.0-0	0	0-0	0-0	0	0
Oct 2	at Hawai'i	4	1	5	0.0-0	0.0-0	0	0-0	0-0	0	0
Oct 9	UTAH STATE	3	4	7	0.0-0	0.0-0	0	0-0	0-0	0	0
Oct 16	IDAHO	3	3	6	0.0-0	0.0-0	1	0-0	0-0	0	0
Oct 26	at #2 Boise State	3	1	4	0.0-0	0.0-0	0	0-0	0-0	0	0
Nov 6	FRESNO STATE	4	6	10	0.5-1	0.0-0	0	0-0	0-0	0	0
Nov 13	at N.M. State	6	3	9	0.0-0	0.0-0	0	0-0	1-7	0	2
Nov 27	at San Jose State	5	0	5	0.0-0	0.0-0	0	0-0	0-0	0	0

#### Crowe's 2009 Game-by-Game Stats

Date	Opponent	Solo	Ast	Total	TFL-Yds	Sacks	FF	FR-Yds	Int-Yds	QBH	Brk
Sep 12	at Navy	1	0	1	0.0-0	0.0-0	0	0-0	0-0	0	0
Sep 19	NICHOLLS STATE	0	0	0	0.0-0	0.0-0	0	0-0	0-0	0	0
Oct 17	N.M. STATE	0	0	0	0.0-0	0.0-0	0	0-0	0-0	0	0
Oct 31	at Idaho	0	0	0	0.0-0	0.0-0	0	0-0	0-0	0	0
Nov 14	at LSU	0	0	0	0.0-0	0.0-0	0	0-0	0-0	0	0
<b>Totals</b>		<b>1</b>	<b>0</b>	<b>1</b>	<b>0.0-0</b>	<b>0.0-0</b>	<b>0</b>	<b>0-0</b>	<b>0-0</b>	<b>0</b>	<b>0</b>

# 2010 STATISTICS

## DEFENSE

### #45 Jay Dudley

6-3 // 225 // R-Jr. // 2L // Shreveport, La. (Northwood)

#### Career Highs

Tackles: 18, Fresno State, Nov 06, 2010 (6-12)  
Sacks: 1.0, at Fresno State, Nov 21, 2009 (1-0);  
at Utah State, Oct 24, 2009 (1-0);  
Fresno State, Nov 06, 2010 (1-0)  
Tackles for loss: 2.0, at Fresno State, Nov 21, 2009 (2-0)  
Fumbles forced: 1, Fresno State, Nov 06, 2010  
Pass breakups: 1, Nicholls State, Sep 19, 2009

**2010:** Opened the season with five tackles against Grambling (9/4), including three solo stops and two assisted ... Registered six tackles at Texas A&M (9/11) ... Also made six tackles against Navy (9/18), including two solo and four assisted stops ... Recorded 13 total tackles against Southern Miss (9/25) including career-best nine solo stops, leading the team ... Led the team in defense again at Hawai'i (10/2) with seven total tackles including six solo stops ... Registered six tackles against Utah State (10/9) with two solo tackles and four assisted stops ... Led the team with eight total tackles in Tech's 48-35 win over Idaho (10/16) ... Recorded four total tackles at No. 2 Boise State (10/26), notching one solo stop and three assisted tackles ... Recorded a career-high 18 total tackles against Fresno State (11/6) with six solo stops and 12 assisted tackles with one solo stop being a sack for a loss of five yards and one forced fumble ... Recorded nine total tackles at New Mexico State (11/13) with one solo stop coming for a loss of one yard ... Made one solo stop at San Jose State (11/27) ...

#### Dudley's 2010 Game-by-Game Stats

Date	Opponent	Solo	Ast	Total	TFL-Yds	Sacks	FF	FR-Yds	Int-Yds	QBH	Brk
Sep 04	vs Grambling St.	3	2	5	0.0-0	0.0-0	0	0-0	0-0	0	0
Sep 11	at Texas A&M	1	5	6	0.0-0	0.0-0	0	0-0	0-0	0	0
Sep 18	NAVY	2	4	6	0.0-0	0.0-0	0	0-0	0-0	0	0
Sep 25	SOUTHERN MISS	9	4	13	0.0-0	0.0-0	0	0-0	0-0	0	0
Oct 2	at Hawai'i	6	1	7	0.0-0	0.0-0	0	0-0	0-0	0	0
Oct 9	UTAH STATE	2	4	6	0.0-0	0.0-0	0	0-0	0-0	0	0
Oct 16	IDAHO	2	6	8	0.0-0	0.0-0	0	0-0	0-0	0	0
Oct 26	at #2 Boise State	1	3	4	0.0-0	0.0-0	0	0-0	0-0	0	0
Nov 6	FRESNO STATE	6	12	18	1.0-5	1.0-5	1	0-0	0-0	0	0
Nov 13	at N.M. State	5	4	9	1.0-1	0.0-0	0	0-0	0-0	0	0
Nov 27	at San Jose State	1	0	1	0.0-0	0.0-0	0	0-0	0-0	0	0

#### Dudley's 2009 Game-by-Game Stats

Date	Opponent	Solo	Ast	Total	TFL-Yds	Sacks	FF	FR-Yds	Int-Yds	QBH	Brk
Sept 5	at Auburn	4	1	5	0.0-0	0.0-0	0	0-0	0-0	0	0
Sep 12	at Navy	4	5	9	0.0-0	0.0-0	0	0-0	0-0	0	0
Sep 19	NICHOLLS STATE	2	1	3	0.0-0	0.0-0	0	0-0	0-0	0	1
Sep 30	HAWAI'I	4	1	5	0.5-4	0.5-4	0	0-0	0-0	0	0
Oct 09	at Nevada	2	1	3	0.0-0	0.0-0	0	0-0	0-0	0	0
Oct 17	N.M. STATE	3	0	3	0.0-0	0.0-0	0	0-0	0-0	0	0
Oct 24	at Utah State	8	7	15	1.5-7	1.0-6	0	0-0	0-0	0	0
Oct 31	at Idaho	1	2	3	0.0-0	0.0-0	0	0-0	0-0	0	0
Nov 06	BOISE STATE	0	2	2	0.0-0	0.0-0	0	0-0	0-0	0	0
Nov 14	at LSU	0	5	5	0.0-0	0.0-0	0	0-0	0-0	0	0
Nov 21	at Fresno State	9	3	12	2.0-4	1.0-0	0	0-0	0-0	0	0
Dec 05	SAN JOSE STATE	2	8	10	0.0-0	0.0-0	0	0-0	0-0	0	0
<b>Totals</b>		<b>39</b>	<b>36</b>	<b>75</b>	<b>4.0-15</b>	<b>2.5-10</b>	<b>0</b>	<b>0-0</b>	<b>0-0</b>	<b>0</b>	<b>1</b>

#### Dudley's 2008 Game-by-Game Stats

Date	Opponent	Solo	Ast	Total	TFL-Yds	Sacks	FF	FR-Yds	Int-Yds	QBH	Brk
Oct 11	at Hawai'i	0	0	0	0.0-0	0.0-0	0	0-0	0-0	0	0
Nov 22	at N.M. State	0	0	0	0.0-0	0.0-0	0	0-0	0-0	0	0
Nov 29	NEVADA	2	2	4	0.0-0	0.0-0	0	0-0	0-0	0	0
Dec 28	vs No. Illinois	0	2	2	0.0-0	0.0-0	0	0-0	0-0	0	0
<b>Totals</b>		<b>2</b>	<b>4</b>	<b>6</b>	<b>0.0-0</b>	<b>0.0-0</b>	<b>0</b>	<b>0-0</b>	<b>0-0</b>	<b>0</b>	<b>0</b>

### #41 IK Enemkpalii

6-1 // 255 // R-Fr. // RS // Pflugerville, Texas (Pflugerville HS)

#### Career Highs

Tackles: 6, at Boise State, 10/26/10 (4-2);  
Southern Miss, Sep 25, 2010 (3-3)  
Sacks: 2.0, Utah State, Oct 09, 2010 (2-0)  
Tackles for loss: 2.0, Utah State, Oct 09, 2010 (2-0);  
Southern Miss, Sep 25, 2010 (2-0)  
Fumbles recovered: 1, at Texas A&M, Sep 11, 2010

**2010:** Made his first collegiate appearance at Texas A&M (9/11), where he assisted on five tackles including one for a loss of one yard, and recovered one fumble ... Made four total tackles against Navy (9/18) with one solo stop and three assisted tackles ... Registered six total tackles against Southern Miss (9/25) with three solo stops and three assisted tackles while recording two tackles for a loss of six yards ... Made two solo tackles at Hawai'i (10/2) ... His two solo tackles against Utah State (10/9) were both sacks for a total loss of 15 yards and he was also credited with a QB hurry ... Made four total tackles against Idaho (10/16) with two solo stops and two assisted tackles and assisted Matt Broha on a sack for a loss of four yards ... Was second on the team at No. 2 Boise State (10/26) as he matched a career-best six tackles, recording four solo stops and two assisted tackles ... Recorded three total tackles against Fresno State (11/6) with one solo stop and two assisted tackles ... Registered one tackle at New Mexico State (11/13) ...

#### Enemkpalii's 2010 Game-by-Game Stats

Date	Opponent	Solo	Ast	Total	TFL-Yds	Sacks	FF	FR-Yds	Int-Yds	QBH	Brk
Sep 11	at Texas A&M	0	5	5	0.5-1	0.0-0	0	1-0	0-0	0	0
Sep 18	NAVY	1	3	4	0.0-0	0.0-0	0	0-0	0-0	0	0
Sep 25	SOUTHERN MISS	3	3	6	2.0-6	0.0-0	0	0-0	0-0	0	0
Oct 02	at Hawai'i	2	0	2	0.0-0	0.0-0	0	0-0	0-0	0	0
Oct 09	UTAH STATE	2	0	2	2.0-15	2.0-15	0	0-0	0-0	1	0
Oct 16	IDAHO	2	2	4	0.5-4	0.5-4	0	0-0	0-0	0	0
Oct 26	at #2 Boise State	4	2	6	0.0-0	0.0-0	0	0-0	0-0	0	0
Nov 6	FRESNO STATE	1	2	3	0.0-0	0.0-0	0	0-0	0-0	0	0
Nov 13	New Mexico St.	0	1	1	0.0-0	0.0-0	0	0-0	0-0	0	0
Nov 27	at San Jose State	0	0	0	0.0-0	0.0-0	0	0-0	0-0	0	0

### #27 Quinn Giles (see also on offense)

5-10 // 185 // So. // 1L // Shreveport, La. (Evangel Christian Academy)

#### Career Highs

Receptions: 1, at Fresno State, Nov 21, 2009 ;  
at New Mexico State, Nov 13, 2010  
Receiving yards: 12, at Fresno State, Nov 21, 2009 (1 reception)  
Long reception: 12, at Fresno State, Nov 21, 2009  
All-purpose yards: 12, at Fresno State, Nov 21, 2009  
Tackles: 2, at Utah State, Oct 24, 2009 (0-2)

**2010:** Did not record any tackles against Navy (9/18) ... Played receiver against Fresno State (11/6) for the second year in a row, but did not record any catches ... Caught one pass for three yards at New Mexico State (11/13) ...

#### Giles' 2010 Game-by-Game Stats

Date	Opponent	Solo	Ast	Total	TFL-Yds	Sacks	FF	FR-Yds	Int-Yds	QBH	Brk
Sep 18	NAVY	0	0	0	0.0-0	0.0-0	0	0-0	0-0	0	0

#### Giles' 2009 Game-by-Game Stats

Date	Opponent	Solo	Ast	Total	TFL-Yds	Sacks	FF	FR-Yds	Int-Yds	QBH	Brk
Sept 5	at Auburn	0	0	0	0.0-0	0.0-0	0	0-0	0-0	0	0
Sep 19	NICHOLLS STATE	0	0	0	0.0-0	0.0-0	0	0-0	0-0	0	0
Oct 17	NEW MEXICO STATE	0	0	0	0	0.0-00.0-0	0	0-0	0-0	0	0
Oct 24	at Utah State	0	2	2	0.0-0	0.0-0	0	0-0	0-0	0	0
Oct 31	at Idaho	0	0	0	0.0-0	0.0-0	0	0-0	0-0	0	0
Nov 14	at LSU	0	0	0	0.0-0	0.0-0	0	0-0	0-0	0	0
Nov 21	at Fresno State	0	0	0	0.0-0	0.0-0	0	0-0	0-0	0	0
Dec 05	SAN JOSE STATE	0	1	1	0.0-0	0.0-0	0	0-0	0-0	0	0
<b>Totals</b>		<b>0</b>	<b>3</b>	<b>3</b>	<b>0.0-0</b>	<b>0.0-0</b>	<b>0</b>	<b>0-0</b>	<b>0-0</b>	<b>0</b>	<b>0</b>

# 2010 STATISTICS

## DEFENSE

### #24 Olajuwon Paige

5-9 // 185 // Sr. // 1L // Aiken, S.C. (Georgia Military Academy)

#### Career Highs

All-purpose yards: 19, New Mexico State, Oct 17, 2009  
 Interceptions: 1, Fresno State, Nov 06, 2010 ;  
 New Mexico State, Oct 17, 2009  
 Long interception return: 19, New Mexico State, Oct 17, 2009  
 Tackles: 9, at New Mexico State, Nov 13, 2010 (3-6)  
 Tackles for loss: 1.0, Utah State, Oct 09, 2010 (1-0)  
 Fumbles recovered: 1, at Auburn, Sept 5, 2009  
 Pass breakups: 2, at New Mexico State, Nov 13, 2010 ;  
 Southern Miss, Sep 25, 2010

**2010:** Opened the season with four tackles against Grambling (9/4) ... Recorded a career-best seven tackles at Texas A&M (9/11) with four solo stops, three assisted tackles and one pass break-up ... Made one assisted tackle and one pass break-up against Navy (9/18) ... Matched a then-career-high seven tackles against Southern Miss (9/25) with four solo stops, three assisted tackles and a career-best two pass break-ups ... Registered six tackles at Hawai'i (10/2) with four solo stops and two assisted tackles ... Made three total tackles against Idaho (10/16) with two solo stops and one assisted tackle ... Registered five total tackles at No. 2 Boise State (10/26), recording three solo stops and assisting on two more with one assisted tackle coming for a loss of one yard while also being credited with one pass break-up ... Recorded his second career interception, returning it 15 yards against Fresno State (11/6) while also recording three total tackles ... Recorded a career-high nine total tackles at New Mexico State (11/13) while being credited with two pass break-ups ... Recorded four solo tackles at San Jose State (11/27) ...

#### O. Paige's 2010 Game-by-Game Stats

Date	Opponent	Solo	Ast	Total	TFL-Yds	Sacks	FF	FR-Yds	Int-Yds	QBH	Brk
Sep 04	vs Grambling St.	4	0	4	0.0-0	0.0-0	0	0-0	0-0	0	0
Sep 11	at Texas A&M	4	3	7	0.0-0	0.0-0	0	0-0	0-0	0	1
Sep 18	NAVY	0	1	1	0.0-0	0.0-0	0	0-0	0-0	0	1
Sep 25	SOUTHERN MISS	4	3	7	0.0-0	0.0-0	0	0-0	0-0	0	2
Oct 02	at Hawai'i	4	2	6	0.0-0	0.0-0	0	0-0	0-0	0	0
Oct 09	UTAH STATE	3	0	3	1.0-4	0.0-0	0	0-0	0-0	0	0
Oct 16	IDAHO	2	1	3	0.0-0	0.0-0	0	0-0	0-0	0	0
Oct 26	at #2 Boise State	3	2	5	0.5-1	0.0-0	0	0-0	0-0	0	1
Nov 6	FRESNO STATE	2	1	3	0.0-0	0.0-0	0	0-0	1-15	0	0
Nov 13	at N.M. State	3	6	9	0.0-0	0.0-0	0	0-0	0-0	0	2
Nov 27	at San Jose State	4	0	4	0.0-0	0.0-0	0	0-0	0-0	0	0

#### O. Paige's 2009 Game-by-Game Stats

Date	Opponent	Solo	Ast	Total	TFL-Yds	Sacks	FF	FR-Yds	Int-Yds	QBH	Brk
Sep 5	at Auburn	4	2	6	0.0-0	0.0-0	0	1-0	0-0	0	1
Sep 12	at Navy	0	0	0	0.0-0	0.0-0	0	0-0	0-0	0	0
Sep 19	NICHOLLS STATE	2	1	3	0.0-0	0.0-0	0	0-0	0-0	0	0
Oct 09	at Nevada	0	0	0	0.0-0	0.0-0	0	0-0	0-0	0	0
Oct 17	N.M. STATE	0	2	2	0.0-0	0.0-0	0	0-0	1-19	0	0
Oct 24	at Utah State	2	1	3	0.0-0	0.0-0	0	0-0	0-0	0	0
Oct 31	at Idaho	1	1	2	0.0-0	0.0-0	0	0-0	0-0	0	0
Nov 14	at LSU	1	0	1	0.0-0	0.0-0	0	0-0	0-0	0	0
Nov 21	at Fresno State	3	0	3	0.0-0	0.0-0	0	0-0	0-0	0	1
Dec 05	SAN JOSE STATE	1	0	1	0.0-0	0.0-0	0	0-0	0-0	0	0
<b>Totals</b>		<b>14</b>	<b>7</b>	<b>21</b>	<b>0.0-0</b>	<b>0.0-0</b>	<b>0</b>	<b>1-0</b>	<b>1-19</b>	<b>0</b>	<b>2</b>

### #56 Solomon Randle

5-11 // 235 // R-So. // 1L // Mobile, Ala. (Leflore Academy)

#### Career Highs

All-purpose yards: 28, at Boise State, 10/26/10  
 Interceptions: 1, at Boise State, 10/26/10  
 Long interception return: 28, at Boise State, 10/26/10  
 Tackles: 11, Navy, Sep 18, 2010 (4-7)  
 Tackles for loss: 1.0, at Texas A&M, Sep 11, 2010 (0-0)  
 Pass breakups: 2, at San Jose State, Nov 27, 2010

**2010:** Recorded two tackles against Grambling (9/4) ... Led the team with 10 tackles at Texas A&M (9/11), including three solo stops and seven assisted tackles ... Recorded a team-best 11 tackles against Navy (9/18), making four solo stops and seven assisted tackles ... Made five tackles at Hawai'i (10/2) with two solo stops and three assisted tackles ... Registered six tackles against Utah State (10/9) with two solo stops and four assisted tackles ... Recorded his first career interception at No. 2 Boise State (10/26), picking off Heisman Trophy candidate Kellen Moore and returning it 28 yards while recorded three total tackles in the nationally-televvised contest ... Recorded a career-best eight assisted tackles against Fresno State (11/6), part of his nine total tackle day ... Recorded eight total tackles and was credited with one pass break-up at New Mexico State (11/13), seeing significant playing time after Adrien Cole left the game with a knee injury ... Led the team with seven total tackles and recorded a career-best two pass break-ups at San Jose State (11/27) ...

#### S. Randle's 2010 Game-by-Game Stats

Date	Opponent	Solo	Ast	Total	TFL-Yds	Sacks	FF	FR-Yds	Int-Yds	QBH	Brk
Sep 04	vs Grambling St.	1	1	2	0.0-0	0.0-0	0	0-0	0-0	0	0
Sep 11	at Texas A&M	3	7	10	1.0-1	0.0-0	0	0-0	0-0	0	0
Sep 18	NAVY	4	7	11	0.0-0	0.0-0	0	0-0	0-0	0	0
Sep 25	SOUTHERN MISSO	0	0	0	0.0-0	0.0-0	0	0-0	0-0	0	0
Oct 02	at Hawai'i	2	3	5	0.0-0	0.0-0	0	0-0	0-0	0	0
Oct 09	UTAH STATE	2	4	6	0.0-0	0.0-0	0	0-0	0-0	0	0
Oct 16	IDAHO	0	1	1	0.0-0	0.0-0	0	0-0	0-0	0	0
Oct 26	at #2 Boise State	1	2	3	0.0-0	0.0-0	0	0-0	1-28	0	0
Nov 6	FRESNO STATE	1	8	9	0.0-0	0.0-0	0	0-0	0-0	0	0
Nov 13	at N.M. State	3	5	8	0.0-0	0.0-0	0	0-0	0-0	0	1
Nov 27	at San Jose State	6	1	7	0.0-0	0.0-0	0	0-0	0-0	0	2

#### S. Randle's 2009 Game-by-Game Stats

Date	Opponent	Solo	Ast	Total	TFL-Yds	Sacks	FF	FR-Yds	Int-Yds	QBH	Brk
Sept 5	at Auburn	2	2	4	0.0-0	0.0-0	0	0-0	0-0	0	0
Sep 12	at Navy	2	3	5	0.0-0	0.0-0	0	0-0	0-0	0	0
Oct 17	N.M. STATE	0	4	4	0.0-0	0.0-0	0	0-0	0-0	0	0
Oct 24	at Utah State	1	2	3	0.0-0	0.0-0	0	0-0	0-0	0	0
Oct 31	at Idaho	1	0	1	0.0-0	0.0-0	0	0-0	0-0	0	0
Nov 06	BOISE STATE	0	3	3	0.0-0	0.0-0	0	0-0	0-0	0	0
Nov 14	at LSU	0	1	1	0.0-0	0.0-0	0	0-0	0-0	0	0
Nov 21	at Fresno State	4	0	4	0.0-0	0.0-0	0	0-0	0-0	0	1
Dec 05	SAN JOSE STATE	1	4	5	0.5-2	0.0-0	0	0-0	0-0	0	0
<b>Totals</b>		<b>11</b>	<b>19</b>	<b>30</b>	<b>0.5-2</b>	<b>0.0-0</b>	<b>0</b>	<b>0-0</b>	<b>0-0</b>	<b>0</b>	<b>1</b>

# 2010 STATISTICS

## DEFENSE

### #48 Dusty Rust

6-3 // 220 // R-Jr. // 2L // Shreveport, La. (Captain Shreve)

#### Career Highs

Tackles: 6, Utah State, Oct 09, 2010 (3-3);  
at Texas A&M, Sep 11, 2010 (0-6);  
Nicholls State, Sep 19, 2009 (2-4)

Tackles for loss: 1.0, at Boise State, 10/26/10 (1-0)

Fumbles recovered: 2, at Texas A&M, Sep 11, 2010

**2010:** Recorded three solo tackles against Grambling (9/4) ... Matched a career-best six tackles at Texas A&M (9/11) ... Recorded three tackles - two solo and one assisted - against Navy (9/18) ... Made four total tackles at Hawai'i (10/2) with one solo stop and three assisted tackles ... Matched a career-high six tackles against Utah State (10/9) with three solo tackles and three assisted stops ... Recorded three total tackles against Idaho (10/16) with one solo stop and two assisted tackles and was credited with a QB hurry ... Registered four total tackles at No. 2 Boise State (10/26) with his lone solo stop coming for a loss of one yard ... Recorded four total tackles against Fresno State (11/6) while assisting on a tackle for a loss and being credited with a pass break-up ... Registered three total tackles at New Mexico State (11/13) ... Recorded five total tackles at San Jose State (11/27) with four solo stops and one assisted tackle ...

#### Rust's 2010 Game-by-Game Stats

Date	Opponent	Solo	Ast	Total	TFL-Yds	Sacks	FF	FR-Yds	Int-Yds	QBH	Brk
Sep 04	vs Grambling St.	3	0	3	0.0-0	0.0-0	0	0-0	0-0	0	0
Sep 11	at Texas A&M	0	6	6	0.0-0	0.0-0	0	2-0	0-0	0	0
Sep 18	NAVY	2	1	3	0.0-0	0.0-0	0	0-0	0-0	0	0
Sep 25	SOUTHERN MISS	2	4	6	0.5-1	0.0-0	0	0-0	0-0	0	0
Oct 02	at Hawai'i	1	3	4	0.0-0	0.0-0	0	0-0	0-0	0	0
Oct 09	UTAH STATE	3	3	6	0.0-0	0.0-0	0	0-0	0-0	0	0
Oct 16	IDAHO	1	2	3	0.0-0	0.0-0	0	0-0	0-0	1	0
Oct 26	at #2 Boise State	1	3	4	1.0-1	0.0-0	0	0-0	0-0	0	0
Nov 6	FRESNO STATE	0	4	4	0.5-0	0.0-0	0	0-0	0-0	0	1
Nov 13	at N.M. State	1	2	3	0.0-0	0.0-0	0	0-0	0-0	0	0
Nov 27	at San Jose State	4	1	5	0.0-0	0.0-0	0	0-0	0-0	0	0

#### Rust's 2009 Game-by-Game Stats

Date	Opponent	Solo	Ast	Total	TFL-Yds	Sacks	FF	FR-Yds	Int-Yds	QBH	Brk
Sept 5	at Auburn	0	0	0	0.0-0	0.0-0	0	0-0	0-0	0	0
Sep 12	at Navy	1	0	1	0.0-0	0.0-0	0	0-0	0-0	0	0
Sep 19	NICHOLLS STATE	2	4	6	0.0-0	0.0-0	0	0-0	0-0	0	0
Sep 30	HAWAII	0	1	1	0.0-0	0.0-0	0	0-0	0-0	0	0
Oct 09	at Nevada	1	2	3	0.0-0	0.0-0	0	0-0	0-0	0	0
Oct 17	N.M. STATE	0	3	3	0.0-0	0.0-0	0	0-0	0-0	0	0
Oct 24	at Utah State	1	0	1	0.0-0	0.0-0	0	0-0	0-0	0	0
Oct 31	at Idaho	1	1	2	0.0-0	0.0-0	0	0-0	0-0	0	0
Nov 06	BOISE STATE	2	0	2	0.0-0	0.0-0	0	0-0	0-0	0	0
Nov 14	at LSU	1	0	1	0.0-0	0.0-0	0	0-0	0-0	0	0
Nov 21	at Fresno State	2	0	2	0.0-0	0.0-0	0	0-0	0-0	0	0
Dec 05	SAN JOSE STATE	1	2	3	0.0-0	0.0-0	0	0-0	0-0	0	0
<b>Totals</b>		<b>12</b>	<b>13</b>	<b>25</b>	<b>0.0-0</b>	<b>0.0-0</b>	<b>0</b>	<b>0-0</b>	<b>0-0</b>	<b>0</b>	<b>0</b>

#### Rust's 2008 Game-by-Game Stats

Date	Opponent	Solo	Ast	Total	TFL-Yds	Sacks	FF	FR-Yds	Int-Yds	QBH	Brk
Oct 01	at Boise State	0	0	0	0.0-0	0.0-0	0	0-0	0-0	0	0
Oct 11	at Hawai'i	1	0	1	0.0-0	0.0-0	0	0-0	0-0	0	0
Oct 18	IDAHO	1	0	1	0.0-0	0.0-0	0	0-0	0-0	0	0
Nov 01	FRESNO STATE	1	1	2	0.0-0	0.0-0	0	0-0	0-0	0	0
Nov 08	at San Jose State	0	0	0	0.0-0	0.0-0	0	0-0	0-0	0	0
Nov 15	UTAH STATE	0	2	2	0.0-0	0.0-0	0	0-0	0-0	0	0
Nov 22	at New Mexico State	0	1	1	0.0-0	0.0-0	0	0-0	0-0	0	0
Nov 29	NEVADA	0	1	1	0.0-0	0.0-0	0	0-0	0-0	0	0
Dec 28	vs Northern Illinois	0	1	1	0.0-0	0.0-0	0	0-0	0-0	0	0
<b>Totals</b>		<b>3</b>	<b>6</b>	<b>9</b>	<b>0.0-0</b>	<b>0.0-0</b>	<b>0</b>	<b>0-0</b>	<b>0-0</b>	<b>0</b>	<b>0</b>

### #15 Josh Victorian

5-10 // 185 // Sr. // 3L // St. Rose, La. (Destrehan)

#### Career Highs

Points scored: 6, Boise State, Nov 06, 2009

Touchdowns: 1, Boise State, Nov 06, 2009

Interceptions: 1, 5 times

Long interception return: 75, Boise State, Nov 06, 2009

Tackles: 9, Boise State, Nov 06, 2009 (7-2)

Tackles for loss: 1.5, at LSU, Nov 14, 2009 (1-0)

Pass breakups: 5, at San Jose State, Nov 27, 2010

**2010:** Recorded three tackles against Grambling (9/4) while intercepting one pass and returning it nine yards ... Made three solo tackles at Texas A&M (9/11) ... Recorded one solo tackle against Navy (9/18) ... Credited with one solo tackle against Southern Miss (9/25) while intercepting one pass as well ... Made five tackles at Hawai'i (10/2) while getting credited with one pass break-up ... Recorded one solo tackle against Utah State (10/9) ... Recorded four pass break-ups and registered four tackles - two solo and two assisted - in Tech's 48-35 win over Idaho (10/16) ... Recorded two solo tackles at No. 2 Boise State (10/26) in a nationally-televvised contest ... Recorded five total tackles against Fresno State (11/6) with four solo tackles, one assisted tackle and one pass break-up ... Registered four total tackles at New Mexico State (11/13) while breaking up one pass ... Recorded a career-high five pass break-ups at San Jose State (11/27) while also making two solo tackles ...

#### Victorian's 2010 Game-by-Game Stats

Date	Opponent	Solo	Ast	Total	TFL-Yds	Sacks	FF	FR-Yds	Int-Yds	QBH	Brk
Sep 04	vs Grambling St.	1	2	3	0.0-0	0.0-0	0	0-0	1-9	0	1
Sep 11	at Texas A&M	3	0	3	0.0-0	0.0-0	0	0-0	0-0	0	1
Sep 18	NAVY	1	0	1	0.0-0	0.0-0	0	0-0	0-0	0	0
Sep 25	SOUTHERN MISS	0	1	1	0.0-0	0.0-0	0	0-0	0-0	1-1	0
Oct 02	at Hawai'i	3	2	5	0.0-0	0.0-0	0	0-0	0-0	0	1
Oct 09	UTAH STATE	1	0	1	0.0-0	0.0-0	0	0-0	0-0	0	0
Oct 16	IDAHO	2	2	4	0.0-0	0.0-0	0	0-0	0-0	0	4
Oct 26	at #2 Boise State	2	0	2	0.0-0	0.0-0	0	0-0	0-0	0	0
Nov 6	FRESNO STATE	4	1	5	0.0-0	0.0-0	0	0-0	0-0	0	1
Nov 13	at N.M. State	2	2	4	0.0-0	0.0-0	0	0-0	0-0	0	1
Nov 27	at San Jose State	2	0	2	0.0-0	0.0-0	0	0-0	0-0	0	2

#### Victorian's 2009 Game-by-Game Stats

Date	Opponent	Solo	Ast	Total	TFL-Yds	Sacks	FF	FR-Yds	Int-Yds	QBH	Brk
Sept 5	at Auburn	1	0	1	1.0-6	0.0-0	0	0-0	0-0	0	1
Sep 19	NICHOLLS STATE	0	0	0	0.0-0	0.0-0	0	0-0	0-0	0	0
Oct 17	N.M. STATE	0	0	0	0.0-0	0.0-0	0	0-0	0-0	0	0
Oct 24	at Utah State	2	0	2	0.0-0	0.0-0	0	0-0	0-0	0	1
Oct 31	at Idaho	6	0	6	0.0-0	0.0-0	0	0-0	1-0	0	1
Nov 06	BOISE STATE	7	2	9	0.0-0	0.0-0	0	0-0	1-75	0	0
Nov 14	at LSU	1	4	5	1.5-8	0.0-0	0	0-0	0-0	0	1
Nov 21	at Fresno State	4	0	4	0.0-0	0.0-0	0	0-0	0-0	0	0
Dec 05	SAN JOSE STATE	4	0	4	1.0-1	0.0-0	0	0-0	0-0	1-0	0
<b>Totals</b>		<b>25</b>	<b>6</b>	<b>31</b>	<b>3.5-15</b>	<b>0.0-0</b>	<b>0</b>	<b>0-0</b>	<b>3-75</b>	<b>0</b>	<b>4</b>

# 2010 STATISTICS

## DEFENSE

### #23 Ryan Williams

5-11 // 185 // So. // TR // Mobile, Ala. (Copiah-Lincoln CC)

#### Career Highs

Rush attempts:	1, Southern Miss, Sep 25, 2010
Rush yards:	-3, Southern Miss, Sep 25, 2010 (1 carries)
Punt returns:	2, Utah State, Oct 09, 2010
Punt return yards:	4, Utah State, Oct 09, 2010 (2 returns)
Long punt return:	4, Utah State, Oct 09, 2010
Kick returns:	6, Navy, Sep 18, 2010
Kick return yards:	143, Navy, Sep 18, 2010 (6 returns)
Long kick return:	41, Navy, Sep 18, 2010
Interceptions:	2, at San Jose State, Nov 27, 2010
Long interception return:	18, at San Jose State, Nov 27, 2010
Tackles:	7, Southern Miss, Sep 25, 2010 (2-5)
Tackles for loss:	1.0, Utah State, Oct 09, 2010 (1-0); Southern Miss, Sep 25, 2010 (1-0)
Pass breakups:	2, at San Jose State, Nov 27, 2010 ; Idaho, Oct 16, 2010

**2010:** Recorded two total tackles against Grambling (9/4), including one solo and one assisted ... Made one tackle at Texas A&M (9/11) and was credited with one pass break-up ... Made one assisted tackle against Navy (9/18) while returning six kicks for a total of 143 yards ... Recorded seven tackles against Southern Miss (9/25) including one solo stop for a loss of two yards ... Made three total tackles at Hawai'i (10/2) ... Recorded four tackles against Utah State (10/9) while returning two punts for four yards and one kickoff for nine yards ... Registered a career-best five solo tackles against Idaho (10/16) with a career-high two pass break-ups against the Vandals ... Assisted on one tackle at No. 2 Boise State (10/26) ... Recorded five total tackles against Fresno State (11/6) with three solo stops and two assisted tackles while returning one kickoff for 37 yards ... Recorded a career-best two interceptions (including his first career interception) and matched a career-high two pass break-ups while recording six solo tackles at San Jose State (11/27) ...

#### Williams' 2010 Game-by-Game Stats

Date	Opponent	Solo	Ast	Total	TFL-Yds	Sacks	FF	FR-Yds	Int-Yds	QBH	Brk
Sep 04	vs Grambling St.	1	1	2	0.0-0	0.0-0	0	0-0	0-0	0	0
Sep 11	at Texas A&M	0	1	1	0.0-0	0.0-0	0	0-0	0-0	0	1
Sep 18	NAVY	0	1	1	0.0-0	0.0-0	0	0-0	0-0	0	0
Sep 25	SOUTHERN MISS	2	5	7	1.0-2	0.0-0	0	0-0	0-0	0	0
Oct 02	at Hawai'i	2	1	3	0.0-0	0.0-0	0	0-0	0-0	0	0
Oct 09	UTAH STATE	3	1	4	1.0-3	0.0-0	0	0-0	0-0	0	0
Oct 16	IDAHO	5	0	5	0.0-0	0.0-0	0	0-0	0-0	0	2
Oct 26	at #2 Boise State	0	1	1	0.0-0	0.0-0	0	0-0	0-0	0	0
Nov 6	FRESNO STATE	3	2	5	0.0-0	0.0-0	0	0-0	0-0	0	0
Nov 13	at N.M. State	1	4	5	0.0-0	0.0-0	0	0-0	0-0	0	0
Nov 27	at San Jose State	6	0	6	0.0-0	0.0-0	0	0-0	2-18	0	2

Date	Opponent	KRet	Yds	TD	Lg	PRet	Yds	TD	Lg
Sep 04	vs Grambling St.	0	0	0	0	0	0	0	0
Sep 11	at Texas A&M	0	0	0	0	0	0	0	0
Sep 18	NAVY	6	143	0	41	1	2	0	2
Sep 25	SOUTHERN MISS	0	0	0	0	0	0	0	0
Oct 02	at Hawai'i	0	0	0	0	0	0	0	0
Oct 09	UTAH STATE	1	9	0	9	2	4	0	4
Oct 16	IDAHO	0	0	0	0	0	0	0	0
Oct 26	at Boise State	0	0	0	0	0	0	0	0
Nov 06	FRESNO STATE	1	37	0	37	0	0	0	0

# 2010 STATISTICS

## SPECIAL TEAMS

### #86 Ryan Allen

6-2 // 1215 // R-So. // TR // Salem, Ore. (Oregon State)

#### Career Highs

Pass attempts: 1, at Hawai'i, Oct 02, 2010  
 Pass completions: 1, at Hawai'i, Oct 02, 2010  
 Pass yards: 8, at Hawai'i, Oct 02, 2010  
 Long pass: 8, at Hawai'i, Oct 02, 2010  
 Total offense attempts: 1, at Hawai'i, Oct 02, 2010 (0 rush, 1 pass)  
 Total offense yards: 8, at Hawai'i, Oct 02, 2010 (0 rush, 8 pass)  
 Punt attempts: 8, at San Jose State, Nov 27, 2010 ;  
 at Texas A&M, Sep 11, 2010 ; Southern Miss, Sep 25, 2010  
 Punt yards: 359, at San Jose State, Nov 27, 2010 (8 punts)  
 Longest punt: 66, at San Jose State, Nov 27, 2010

**2010:** Punted four times averaging 33.2 yards in his Tech debut against Grambling (9/4) ... Averaged 41.9 yards on eight punts at Texas A&M (9/11), including a long punt of 49 yards and sending three inside the 20 ... Averaged 44.0 yards on three punts against Navy (9/18), sending three inside the 20 and recorded a long punt of 48 yards ... Punted eight times against Southern Miss (9/25), averaging 41.4 yards per punt with a long punt of 50 yards, sending three inside the 20 and having four punts fair caught ... Punted three times at Hawai'i (10/2), averaging 43.0 yards per punt with two of his three punts called for a fair catch while also converting a fourth down with an eight yard pass to Matt Broha ... Punted four times against Utah State (10/9), averaging 40.8 yards per punt and sending two punts inside the 20 with one being fair caught ... Punted once against Idaho (10/16), sending the ball 47 yards and inside the 20-yard line ... Punted seven times against Fresno State (11/6), averaging 38.7 yards per punt, sending one inside the 20 and had his first career punt go into the end zone for a touchback ... All five punts at New Mexico State (11/13) were fair caught as he averaged 43.0 yards per punt and sent four of the five inside the 20-yard line ... Sent two punts over 50 yards, including a career-long 66-yard punt, and averaged 44.9 yards per punt at San Jose State (11/27) ...

#### Allen's 2010 Game-by-Game Stats

Date	Opponent	Field Goals									
		No	Yds	Avg	Long	Blkd	TB	FC	50+	I20	
Sep 04	vs Grambling St.	4	133	33.2	40	0	0	1	0	1	
Sep 11	at Texas A&M	8	335	41.9	49	0	0	2	0	3	
Sep 18	NAVY	3	132	44.0	48	0	0	0	0	3	
Sep 25	SOUTHERN MISS	8	331	41.4	50	0	0	4	1	3	
Oct 02	at Hawai'i	3	129	43.0	45	0	0	2	0	0	
Oct 09	UTAH STATE	4	163	40.8	49	0	0	1	0	2	
Oct 16	IDAHO	1	47	47.0	47	0	0	0	0	1	
Oct 26	at #2 Boise State	5	143	28.6	45	0	0	1	0	1	
Nov 6	FRESNO STATE	7	271	38.7	49	0	1	1	0	1	
Nov 13	at N.M. State	5	215	43.0	46	0	0	5	0	4	
Nov 27	at San Jose State	8	359	44.9	66	0	3	2	2	1	

### #10 John Hinton

5-10 // 170 // R-So. // RS // Ruston, La. (Ruston)

#### Career Highs

Tackles: 1, at Texas A&M, Sep 11, 2010 (1-0)  
 Fumbles recovered: 1, at Texas A&M, Sep 11, 2010

**2010:** Averaged 63.6 yards per kickoff against Grambling (9/4), with one touchback on five kicks ... Kicked four times at Texas A&M (9/11), averaging 61.0 yards per kickoff ... Against Navy (9/18), kicked off six times for 388 total yards, averaging 64.7 yards per kickoff ... Kicked off twice against Southern Miss (9/25) averaging 62.0 yards per kickoff and kicking out of bounds once ...

#### Hinton's 2010 Game-by-Game Stats

Date	Opponent	Field Goals				Kickoffs				
		Att-Made	Lg	Blkd	No	Yds	Avg	TB	OB	
Sep 04	vs Grambling St.	0-0	0	0	5	318	63.6	1	0	
Sep 11	at Texas A&M	0-0	0	0	4	244	61.0	0	0	
Sep 18	NAVY	0-0	0	0	6	388	64.7	0	0	
Sep 25	SOUTHERN MISS	0-0	0	0	2	124	62.0	0	1	

### #33 Matt Nelson

5-10 // 155 // So. // 3L // Cibolo, Texas (Steele)

#### Career Highs

Points scored: 13, San Jose State, Dec 05, 2009  
 Kick PATs: 7, San Jose State, Dec 05, 2009  
 Points by kicking: 13, San Jose State, Dec 05, 2009  
 Field goals made: 3, Navy, Sep 18, 2010 ; at LSU, Nov 14, 2009  
 Field goal attempts: 3, 7 times  
 Longest field goal: 47, at New Mexico State, Nov 13, 2010  
 Tackles: 1, Southern Miss, Sep 25, 2010 (0-1);  
 San Jose State, Dec 05, 2009 (1-0)

**2010:** Was 2-for-3 on field goals against Grambling (9/4), including converting a 45-yard attempt ... Made his only field goal attempt at Texas A&M (9/11), hitting a 37-yard attempt ... Matched a career best performance against Navy (9/18) with three successful field goals ... Converted a 29-yard field goal attempt in a 13-12 loss to Southern Miss (9/25) while also recording one kickoff for 63 yards ... Did not attempt a field goal at Hawai'i (10/2) but kicked off four times, averaging 63.5 yards per kickoff with one being called for a touchback ... Converted one of two field goal attempts against Utah State (10/9), making a 38-yard attempt and having his other attempt blocked while also kicking off five times for 314 yards, averaging 62.8 yards per kickoff ... Kicked off nine times against Idaho (10/16), averaging 63.1 yards per kickoff and sending one for a touchback while converting two of this three field goal attempts ... Kicked off four times at No. 2 Boise State (10/26) and had a successful inside kick called back due to an off-sides penalty ... Kicked off five times against Fresno State (11/6), averaging 61.6 yards per kickoff while converting four of his five PAT kicks with the fifth being blocked ... Converted 2-for-3 field goal attempts with a career-best 47-yard field goal at New Mexico State (11/13) while averaging a season-bset 63.6 yards on his eight kickoffs ... Hit one field goal from 33 yards and averaged 59.0 yards per kickoff at San Jose State (11/27) ...

#### Nelson's 2010 Game-by-Game Stats

Date	Opponent	Field Goals			Kickoffs				
		Att-Made	Lg	Blkd	No	Yds	Avg	TB	OB
Sep 04	vs Grambling St.	3-2	45	0	0	0	0.0	0	0
Sep 11	at Texas A&M	1-1	37	0	0	0	0.0	0	0
Sep 18	NAVY	3-3	42	0	0	0	0.0	0	0
Sep 25	SOUTHERN MISS	1-1	29	0	1	63	63.0	0	0
Oct 02	at Hawai'i	0-0	0	0	4	254	63.5	1	0
Oct 09	UTAH STATE	2-1	38	1	5	314	62.8	0	0
Oct 16	IDAHO	3-2	39	0	9	568	63.1	1	0
Oct 26	at #2 Boise State	0-0	0	0	4	182	45.5	0	0
Nov 6	FRESNO STATE	0-0	0	0	5	308	61.6	1	0
Nov 13	at N.M. State	2-3	47	0	8	509	63.6	1	0
Nov 27	at San Jose State	1-1	33	0	8	472	59.0	0	1

#### Nelson's 2009 Game-by-Game Stats

Date	Opponent	Field Goals			Kickoffs				
		Att-Made	Lg	Blkd	No	Yds	Avg	TB	OB
Sept 5	at Auburn	2-2	46	0	4	228	57.0	0	0
Sep 12	at Navy	0-0	0	0	3	165	55.0	0	0
Sep 19	NICHOLLS STATE	2-2	44	0	9	566	62.9	1	3
Sep 30	HAWAII	3-2	28	0	6	358	59.7	0	0
Oct 09	at Nevada	1-0	0	0	3	197	65.7	1	0
Oct 17	N.M. STATE	1-1	26	0	8	465	58.1	0	1
Oct 24	at Utah State	0-0	0	0	4	277	69.2	1	0
Oct 31	at Idaho	1-0	0	0	6	305	50.8	0	1
Nov 06	BOISE STATE	0-0	0	0	4	166	41.5	0	0
Nov 14	at LSU	3-3	36	0	3	139	46.3	0	0
Nov 21	at Fresno State	0-0	0	0	5	230	46.0	0	1
Dec 05	SAN JOSE STATE	3-2	39	0	9	543	60.3	0	1
<b>Totals</b>		<b>16-12</b>	<b>46</b>	<b>0</b>	<b>64</b>	<b>3639</b>	<b>56.9</b>	<b>3</b>	<b>7</b>

## 2010 STATISTICS

## CAREER HIGHS FOR OTHERS

<b>#28 Terry Carter</b>	<b>CB</b>	<b>#90 Mason Hitt</b>	<b>DL</b>
Points scored: 6, at San Jose State, Nov 08, 2008		Tackles: 7, Southern Miss, Sep 25, 2010 (4-3)	
Touchdowns: 1, at San Jose State, Nov 08, 2008		Sacks: 1.5, Idaho, Oct 18, 2008 (1-1)	
		Tackles for loss: 2.5, Idaho, Oct 18, 2008 (1-1)	
Interceptions: 1, at San Jose State, Nov 08, 2008 ; at Hawai'i, Oct 11, 2008		Fumbles forced: 1, at San Jose State, Nov 27, 2010	
Long INT return: 50, at San Jose State, Nov 08, 2008		Fumbles recovered: 1, Fresno State, Nov 06, 2010	
Tackles: 8, at Auburn, Sept 5, 2009 (6-2)		Pass breakups: 1, at New Mexico State, Nov 22, 2008 ; at New Mexico State, Nov 13, 2010 ; at San Jose State, Nov 27, 2010	
Tackles for loss: 1.0, at Auburn, Sept 5, 2009 (1-0)			
Fumbles forced: 1, at Kansas, Sep 06, 2008		<b>#53 Adam Hymel</b>	<b>DL</b>
Fumbles recovered: 1, at N.M. State, Nov 22, 2008		Tackles: 5, Southern Miss, Sep 25, 2010 (2-3)	
Pass breakups: 2, Nicholls State, Sep 19, 2009		Fumbles forced: 1, at Texas A&M, Sep 11, 2010 ; Southern Miss, Sep 25, 2010	
<b>#51 Josh Cuthbert</b>	<b>LS</b>	<b>#42 Kendrick James</b>	<b>DE</b>
Tackles: 1, Idaho, Oct 16, 2010 (0-1)		Tackles: 3, Navy, Sep 18, 2010 (0-3)	
		Sacks: 1.0, at New Mexico State, Nov 13, 2010 (1-0)	
		Tackles for loss: 1.0, at New Mexico State, Nov 13, 2010 (1-0)	
<b>#70 Justin Ellis</b>	<b>DL</b>	<b>#20 Jamel Johnson</b>	<b>DB</b>
Tackles: 2, Fresno State, Nov 06, 2010 (2-0)		Tackles: 4, Fresno State, Nov 06, 2010 (2-2)	
Tackles for loss: 0.5, at New Mexico State, Nov 13, 2010 (0-0)		Pass breakups: 1, at New Mexico State, Nov 13, 2010	
Fumbles recovered: 1, at San Jose State, Nov 27, 2010			
<b>#7 Steven Ensminger</b>	<b>QB/WR</b>	<b>#93 Christian Lacey</b>	<b>DL</b>
Rush attempts: 1, Utah State, Oct 09, 2010		Tackles: 5, San Jose State, Dec 05, 2009 (2-3)	
Rush yards: 7, Utah State, Oct 09, 2010 (1 carries)		Sacks: 2.0, at New Mexico State, Nov 22, 2008 (2-0)	
Long rush: 7, Utah State, Oct 09, 2010		Tackles for loss: 2.0, at New Mexico State, Nov 22, 2008 (2-0)	
		Fumbles forced: 1, at San Jose State, Nov 27, 2010	
		Pass breakups: 1, at Fresno State, Nov 21, 2009	
<b>#39 Roosevelt Falls</b>	<b>RB</b>	<b>#75 Philip Longino</b>	<b>DL</b>
Rush attempts: 1, vs Grambling St., Sep 04, 2010		Tackles: 7, Navy, Sep 18, 2010 (1-6)	
Rush yards: 3, vs Grambling St., Sep 04, 2010 (1 carries)		Tackles for loss: 0.5, at New Mexico State, Nov 13, 2010 (0-0)	
Receptions: 2, at Utah State, Oct 24, 2009		Fumbles recovered: 1, Idaho, Oct 18, 2008	
Receiving yards: 32, at Utah State, Oct 24, 2009 (2 receptions)			
Long reception: 29, at Utah State, Oct 24, 2009		<b>#54 Shakeil Lucas</b>	<b>DL</b>
Total offense attempts: 1, vs Grambling St., Sep 04, 2010 (1 rush, 0 pass)		Tackles: 8, Southern Miss, Sep 25, 2010 (3-5)	
Total offense yards: 3, vs Grambling St., Sep 04, 2010 (3 rush, 0 pass)		Tackles for loss: 1.0, at New Mexico State, Nov 13, 2010 (1-0); Utah State, Oct 09, 2010 (1-0); Idaho, Oct 16, 2010 (1-0)	
All-purpose yards: 32, at Utah State, Oct 24, 2009		Blocked kicks: 1, Idaho, Oct 16, 2010	
Tackles: 2, Navy, Sep 18, 2010 (2-0)			
Fumbles recovered: 1, SE Louisiana, Sep 20, 2008 ; at Boise State, 10/26/10		<b>#67 Jared Miles</b>	<b>OL</b>
		Tackles: 1, Southern Miss, Sep 25, 2010 (1-0)	
<b>#25 Justin Goodman</b>	<b>CB</b>	<b>#78 Jordan Mills</b>	<b>OL</b>
Tackles: 4, at San Jose State, Nov 27, 2010 (4-0); Idaho, Oct 16, 2010 (2-2)		Tackles: 1, Fresno State, Nov 06, 2010 (1-0); at San Jose State, Nov 27, 2010 (1-0)	
Tackles for loss: 1.0, at San Jose State, Nov 27, 2010 (1-0)			
Fumbles recovered: 1, at New Mexico State, Nov 13, 2010			
<b>#85 Randy Grigsby</b>	<b>DL</b>	<b>#96 Brandon Patterson</b>	<b>DL</b>
Interceptions: 1, Idaho, Oct 16, 2010		Tackles: 1, Idaho, Oct 16, 2010 (1-0)	
Tackles: 4, at New Mexico State, Nov 13, 2010 (1-3)		Sacks: 1.0, Idaho, Oct 16, 2010 (1-0)	
Sacks: 0.5, Idaho, Oct 18, 2008 (0-1)		Tackles for loss: 1.0, Idaho, Oct 16, 2010 (1-0)	
Tackles for loss: 1.0, Mississippi State, Aug 30, 2008 (1-0)			
<b>#76 Cudahy Harmon</b>	<b>OL</b>		
Tackles: 1, at California, Sep 15, 2007 (0-1)			

# 2010 STATISTICS

## CAREER HIGHS FOR OTHERS

### #30 Drexel Perkins

DB

Tackles: 1, Nevada, Nov 29, 2008 (1-0)

### #46 Rufus Porter

DL/LB

All-purpose yards: 26, Southern Miss, Sep 25, 2010

Punt returns: 1, Southern Miss, Sep 25, 2010

Punt return yards: 26, Southern Miss, Sep 25, 2010 (1 returns)

Tackles: 1, 4 times

Blocked kicks: 1, Southern Miss, Sep 25, 2010

### #94 Ramone Randle

DL

Tackles: 5, Navy, Sep 18, 2010 (2-3);

at Nevada, Oct 09, 2009 (1-4)

Sacks: 0.5, at Texas A&M, Sep 11, 2010 (0-1)

Tackles for loss: 0.5, 4 times

### #57 Kevin Saia

OL

Tackles: 1, at Hawai'i, Oct 02, 2010 (1-0);

at Texas A&M, Sep 11, 2010 (1-0)

### #89 Chandler Spence

WR

Receptions: 1, New Mexico State, Oct 17, 2009 ;

Hawai'i, Sep 30, 2009

Receiving yards: 4, New Mexico State, Oct 17, 2009 (1 receptions)

Long reception: 4, New Mexico State, Oct 17, 2009

All-purpose yards: 14, Southern Miss, Sep 25, 2010

Kick returns: 1, 4 times

Kick return yards: 14, Southern Miss, Sep 25, 2010 (1 returns)

Long kick return: 14, Southern Miss, Sep 25, 2010

### #18 Tym Toussaint

DB

Blocked kicks: 1, at Fresno State, Nov 21, 2009

### #55 Jonathan Zeno

DL

Tackles: 7, Southern Miss, Sep 25, 2010 (1-6)

Sacks: 1.0, at Boise State, 10/26/10 (1-0);

vs Grambling St., Sep 04, 2010 (1-0)

Tackles for loss: 1.5, at Boise State, 10/26/10 (1-0);

vs Grambling St., Sep 04, 2010 (1-0)

# 2010 STATISTICS

	<b>Louisiana Tech</b>	<b>20</b>	Sept. 4, 2010 Independence Stadium Shreveport, La.
	<b>Grambling State</b>	<b>6</b>	Att: 34,762 TV: None

**SHREVEPORT, La.** - Myke Compton scored two first half touchdowns and the Louisiana Tech defense held Grambling State to two field goals as the Bulldogs defeated the Tigers 20-6 in the debut of first year head coach Sonny Dykes at Independence Stadium Saturday night.

Compton's 1-yard plunge in the first quarter gave Tech a 7-0 lead and his 2-yard scamper early in the second quarter increased the Bulldog's advantage to 14-3. Tech led 17-3 at the half before both teams traded field goals in an uneventful final 30 minutes of action.

In the much-anticipated debut of Dykes and the advertised high-octane style offense, LA Tech (1-0) showed growing pains during its 2010 opener as the Bulldogs totaled only 336 yards of offense while converting only 4-of-13 third downs in the game.

Early it appeared as Tech would easily pull away as the Bulldogs drove 69 yards on seven plays on its opening possession as Compton's 1-yard plunge on third down and goal with 12:49 to play gave it the lead. Tennessee transfer Lennon Creer set up the score with a 37-yard burst up the middle before being hauled down on the Tigers 2-yard line by J. Powell. Three plays later Compton used a second and third effort to finally cross the goal line for the first score of the season for the Bulldogs. Matt Nelson's extra point gave Tech the 7-0 lead.

Cameron performed admirably during the final quarter and a half, hitting on 8-of-12 passes for 95 yards. He spearheaded a 69 yard drive midway through the fourth quarter that brought Tech inside the GSU 10-yard line before his fourth and one pass fell incomplete behind his Bulldog target and Grambling State took over the football.

Danny Reyes took over at quarterback for Carrothers early in the fourth quarter after Carrothers was sacked by Matt Broha, injuring the true freshman signal caller.

Creer led the Tech ground game with 69 yards on 17 carries while Ray Holley added 30 yards on five carries. In addition to his two touchdowns, Compton had 10 yards and four carries. Ten different Tech players caught a pass in the game led by red-shirt freshman Jacarri Jackson's four catches for 27 yards.

Adrien Cole led Tech with eight tackles while Jay Dudley, Broha, Mason Hitt and CJ Broades each totaled five. Broha recorded two sacks and a forced fumble in the game.

Score by Quarters	1	2	3	4	OT	Score	Records
Louisiana Tech	7	10	0	3	-	20	(1-0)
Grambling State	3	0	3	0	-	6	(0-1)

### Scoring Summary

1st	12:49	LA Tech	Myke Compton 1-yd run (Matt Nelson kick)	7	69	2:11
	8:48	GSU	Z. Riazoo 39-yd field goal	8	58	4:01
2nd	13:29	LA Tech	Myke Compton 2-yd run (Matt Nelson kick)	12	80	3:55
	9:17	LA Tech	Matt Nelson 39-yd field goal	6	17	2:12
3rd	7:31	GSU	Z. Riazoo 39-yd field goal	14	57	7:29
4th	2:08	LA Tech	Matt Nelson 45-yd field goal	4	2	1:36

	Tech	GSU
First Downs	20	18
Rushes-Yards (Net)	38-140	37-102
Passing Yards (Net)	196	158
Passing Att-Comp-Int	23-31-0	15-25-2
Fumble Returns-Yards	0-0	0-0
Punt Returns-Yards	1-5	0-0
Kickoff Returns-Yards	3-44	4-57
Interception Returns-Yards	2-55	0-0
Punts (Number-Avg.)	4-33.2	7-28.9
Fumbles-Lost	1-1	2-0
Penalties-Yards	9-70	8-52
Possession Time	27:37	32:23
Third-Down Conversions	4 of 13	4 of 14
Fourth-Down Conversions	0 of 1	0 of 0
Red Zone Scores-Chances	3-5	2-2
Sacks by: Numbers-Yards	3-17	2-16




**RUSHING:** Louisiana Tech-Lennon Creer 17-69; Phillip Livas 3-30; Ray Holley 5-30; Myke Compton 4-10; Colby Cameron 3-9; Roosevelt Falls 1-3; TEAM 1-minus 1; Ross Jenkins 4-minus 10. Grambling St.-Warren, F 18-81; Carrothers, A 13-14; Walker, C 4-7; Reyes, D 1-1; TEAM 1-minus 1.

**PASSING:** Louisiana Tech-Ross Jenkins 15-19-0-101; Colby Cameron 8-12-0-95. Grambling St.-Carrothers, A 9-16-1-86; Reyes, D 6-9-1-72.

**RECEIVING:** Louisiana Tech-Jacarri Jackson 4-27; Ray Holley 3-26; Lyle Fittie 3-25; Ahmad Paige 3-18; Lennon Creer 3-18; Taulib Ikharo 2-31; Richie Casey 2-5; David Gru 1-27; Andrew Guillot 1-15; Phillip Livas 1-4. Grambling St.-Louis, M. 3-33; Thompson, K 3-29; Donnell, L 2-30; White, T 2-18; Warren, F 2-8; Hernandez, J. 1-24; ALLEN, R. 1-10; Phillips, V 1-6.

**INTERCEPTIONS:** Louisiana Tech-Chad Boyd 1-46; Josh Victorian 1-9. Grambling St.-None.

**FUMBLES:** Louisiana Tech-Roosevelt Falls 1-1. Grambling St.-TEAM 1-0; Carrothers, A 1-0.

	<b>Louisiana Tech</b>	<b>16</b>	Sept. 11, 2010 Kyle Field College Station, Texas
	<b>Texas A&amp;M</b>	<b>48</b>	Att: 77,579 TV: None

**COLLEGE STATION, Texas** -- Jerrod Johnson had 349 yards passing and four touchdowns and Texas A&M overcame a sloppy start to get a 48-16 win over Louisiana Tech on Saturday night.

The Aggies (2-0) fumbled five times and missed a field goal in the first half but still led 21-10 at halftime thanks to a solid defensive effort.

They cleaned things up after halftime with Johnson connecting on a 3-yard touchdown pass to Jeff Fuller, who finished with 160 yards receiving, to push the lead to 28-10 early in the third quarter. That was Fuller's 19th career touchdown reception, which ties a 42-year-old school record. He is tied with Bob Long, whose record has stood since 1968. That score was set up by a 67-yard run by Christine Michael.

Texas A&M added a score on a 54-yard punt return by Dustin Harris in the third quarter and Johnson added another touchdown toss early in the fourth quarter. The return by Harris was the first punt return for a touchdown by the Aggies since 1998.

Louisiana Tech (1-1) used two quarterbackbacks, Tarik Hakmi, who ran for one touchdown and threw a second one, and Colby Cameron.

Johnson returned for a couple of plays on the next drive after his last touchdown throw before being replaced by backup Ryan Tannehill with A&M leading 45-16.

Texas A&M's defense, which ranked among the nation's worst last season, turned in another strong performance. The Aggies allowed just 269 yards and forced seven fumbles and had two interceptions.

It was an ugly first half with the teams combining for 10 fumbles. A&M lost four of its fumbles and Louisiana Tech lost two before halftime.

A&M was up 14-3 when Terrence Frederick fumbled a punt at the 1-yard line that was recovered by Louisiana Tech. Louisiana Tech was stuffed on its first three tries, but Hakmi punched it in on fourth down to make it 14-10.

Ryan Swope lost the ensuing kickoff on a fumble, but the Aggies got it back three plays later when Lennon Creer fumbled on the A&M 23.

The Aggies didn't do anything on their next drive but got the ball back with 18 seconds left in the first half after a fumble by Cameron. Johnson ran for 17 yards on first down before his pass on second down was intercepted by Adrien Cole. That interception was wiped out because of a personal foul and Texas A&M got one untimed play before halftime.

Louisiana Tech lined three defenders up at the goal line to defend a deep throw. That didn't keep Johnson from finding Uzoma Nwachukwu in a swarm of defenders for a 44-yard touchdown pass to give A&M a 21-10 halftime lead.

The Aggies missed a field goal in the first quarter before Matt Nelson gave Louisiana Tech the lead with a 37-yard field goal.

Cyrus Gray scored on a 3-yard run late in the first quarter before Tannehill's 10-yard reception in the second pushed the lead to 14-3.

Randy Bullock had a 40-yard field goal in the third quarter and one from 22 in the fourth quarter.

Score by Quarters	1	2	3	4	OT	Score	Records
Louisiana Tech	3	7	6	0	-	16	(1-1)
Texas A&M	7	14	17	10	-	48	(2-0)

### Scoring Summary

1st	12:49	LA Tech	Myke Compton 1-yd run (Matt Nelson kick)	7	69	2:11
	8:48	GSU	Z. Riazoo 39-yd field goal	8	58	4:01
2nd	13:29	LA Tech	Myke Compton 2-yd run (Matt Nelson kick)	12	80	3:55
	9:17	LA Tech	Matt Nelson 39-yd field goal	6	17	2:12
3rd	7:31	GSU	Z. Riazoo 39-yd field goal	14	57	7:29
4th	2:08	LA Tech	Matt Nelson 45-yd field goal	4	2	1:36

	Tech	A&M
FIRST DOWNS	17	27
RUSHES-YARDS (NET)	40-61	41-216
PASSING YDS (NET)	208	349
Passes Att-Comp-Int	41-21-2	38-25-0
TOTAL OFFENSE PLAYS-YARDS	81-269	79-565
Fumble Returns-Yards	0-0	0-0
Punt Returns-Yards	2-5	5-71
Kickoff Returns-Yards	8-203	4-110
Interception Returns-Yards	0-0	2-0
Punts (Number-Avg.)	8-41.9	4-39.8
Fumbles-Lost	7-2	5-4
Penalties-Yards	3-27	8-76
Possession Time	30:16	29:44
Third-Down Conversions	7 of 21	9 of 16
Fourth-Down Conversions	1 of 3	0 of 0
Red-Zone Scores-Chances	2-4	5-7
Sacks By: Number-Yards	2-11	3-22



**RUSHING:** Louisiana Tech-Lennon Creer 7-31; Colby Cameron 14-21; Tarik Hakmi 10-10; Ray Holley 2-5; Lyle Fittie 2-4; Myke Compton 4-minus 2; TEAM 1-minus 8. Texas A&M-Michael, Chr. 14-107; Johnson, Jerrod 8-50; Gray, Cyrus 13-42; Stephens, Brad. 4-14; Nwachukwu, U. 1-5; Team 1-minus 2.

**PASSING:** Louisiana Tech-Colby Cameron 15-31-2-115; Tarik Hakmi 6-8-0-93; Tim Molton 0-1-0-0; Ray Holley 0-1-0-0. Texas A&M-Johnson, Jerrod 25-38-0-349.

**RECEIVING:** Louisiana Tech-Eric Harper 4-56; Taulib Ikharo 4-52; Tim Molton 3-36; Andrew Guillot 3-19; David Gru 2-14; Phillip Livas 2-14; Ahmad Paige 1-10; Myke Compton 1-6; Lennon Creer 1-1.

Texas A&M-Fuller, Jeff 10-160; Swope, Ryan 5-50; Tannehill, Ryan 3-32; Nwachukwu, U. 2-45; Hicks, Nehemiah 1-28; Prioleau, Hut. 1-18; McCoy, Terrence 1-12; Gray, Cyrus 1-7; Michael, Chr. 1-minus 3.

**INTERCEPTIONS:** Louisiana Tech-None. Texas A&M-Judie, Coryell 1-0; Hodges, Michael 1-0.

**FUMBLES:** Louisiana Tech-Tarik Hakmi 3-0; Colby Cameron 2-1; Lennon Creer 1-1; Stephen Warner 1-0. Texas A&M-Frederick, T. 2-1; Swope, Ryan 1-1; Harris, Dustin 1-1; Michael, Chr. 1-1.

# 2010 STATISTICS



<b>Navy</b>	<b>37</b>	Sept. 18, 2010 Joe Aillet Stadium Ruston, La.
<b>Louisiana Tech</b>	<b>23</b>	Att: 23,122 TV: ESPN3.com



<b>Southern Miss</b>	<b>13</b>	Sept. 25, 2010 Joe Aillet Stadium Ruston, La.
<b>Louisiana Tech</b>	<b>12</b>	Att: 22,344 TV: ESPN3.com

**RUSTON, La. (AP)** - Navy quarterback Ricky Dobbs is better known for getting it done with his feet than his arm. Against Louisiana Tech, Dobbs showed he can lead the Midshipmen either way.

Dobbs had a career day as a passer and Navy's option attack provided three second-half touchdowns to help the Midshipmen rally for a 37-23 win over Louisiana Tech on Saturday.

Dobbs threw for 219 yards, but Navy (2-1) went to its ground game after trailing 23-16 at halftime. Dobbs led Navy to 239 yards rushing in the second half, almost all of that on three long touchdown marches.

"We have a quarterback that can throw, so we can't allow people to stand three yards from the line of scrimmage defensively," said Navy coach Ken Niumatalolo. "When that happens, we have to throw the football and be able to loosen people up."

Dobbs' 1-yard touchdown capped a 73-yard march on the opening drive of the second half. After he temporarily left the game, backup quarterback Kriss Proctor capped a 54-yard march with a 7-yard run that gave Navy a 30-23 lead late in the third quarter.

The Midshipmen then went 81 yards, all on the ground, and Vince Murray scored on a 17-yard run to help seal the win.

"We had a hard time defending the pitch in the second half," said first-year Tech coach Sonny Dykes. "We couldn't get off the field defensively. Navy just out-toughed us in the second half."

The Bulldogs (1-2) scored on five straight possessions to end the first half. Colby Cameron completed 22 of 28 passes including an 8-yarder to Taulib Ikharo 29 seconds before halftime that gave Tech the lead. Matt Nelson also hit three field goals in the first half for the Bulldogs.

Navy had its biggest passing total in three seasons, with Dobbs keying three first-half scoring drives with long throws.

"This is the ability we have, to keep teams off balance and not be too predictable," said Dobbs, who scored an NCAA-record 27 rushing touchdowns last year and has now scored at least one TD in each of his 16 career starts. "We run when we want to, but we can pass when we have to."

His 63-yard completion to Turner highlighted a 97-yard drive on the Midshipmen's first possession, with Mike Stukel scoring on a 4-yard run.

After two Nelson field goals and Lyle Fitte's 2-yard burst gave Tech a 13-7 lead, Dobbs finished a 75-yard drive in only five plays with a 25-yard touchdown pass to John Howell that made it 13-13 after Joe Buckley's PAT kick hit the right upright.

The teams exchanged field goals and Cameron then completed five straight passes. On third-and-goal from the Navy 8 ikharo made a juggling catch in the corner of the end zone that was first ruled incomplete but was overturned on replay to give the Bulldogs a 23-16 halftime lead.

Navy's defense entered the game ranked fifth nationally, allowing 190.5 yards per game, and led the nation in pass defense, but Tech had 328 yards in the first half alone. Things were different in the second half, however, as the Midshipmen limited Tech to 77 offensive yards.

"In the first half, they (Tech) were operating at a high level on offense," Niumatalolo said. "We kind of settled down in the second half defensively, but our offense did a good job of keeping the ball in the second half which allowed us to keep their offense off the field."

Score by Quarters	1	2	3	4	OT	Score	Records
Navy	7	9	14	7	-	37	(2-1)
Louisiana Tech	3	20	0	0	-	23	(1-2)

## Scoring Summary

1st	07:06	NAVY	Stukel, Mike 4 yd run (Buckley, Joe kick)	9-97	5:01	7-0
	03:26	LATECH	Matt Nelson 25 yd field goal	11-62	3:40	7-3
2nd	12:38	LATECH	Matt Nelson 36 yd field goal	12-47	3:43	7-6
	09:08	LATECH	Lyle Fitte 2 yd run (Matt Nelson kick)	10-50	3:02	7-13
	06:53	NAVY	Howell 25 yd pass from Dobbs (Buckley, Joe kick failed)	5-75	2:15	13-13
	05:09	LATECH	Matt Nelson 42 yd field goal	7-53	1:44	13-16
	03:18	NAVY	Buckley, Joe 37 yd field goal	5-53	1:51	16-16
	00:29	LATECH	Taulib Ikharo 8 yd pass from Colby Cameron (Matt Nelson kick)	9-71	2:49	16-23
3rd	09:55	NAVY	Dobbs, Ricky 1 yd run (Buckley, Joe kick)	12-72	5:05	23-23
	00:31	NAVY	Proctor, Kriss 7 yd run (Buckley, Joe kick)	10-54	4:39	30-23
4th	11:09	NAVY	Murray, Vince 17 yd run (Buckley, Joe kick)	8-81	3:07	37-23

Score by Quarters	1	2	3	4	OT	Score	Records
Southern Miss	3	0	10	0	-	13	(3-1)
Louisiana Tech	3	0	0	9	-	12	(1-3)

## Scoring Summary

1st	07:09	USM	HRAPMANN, Danny 45 yd field goal	10-48	4:02	3-0
	03:28	LATECH	Matt Nelson 29 yd field goal	11-59	3:41	3-3
3rd	12:59	USM	BOLDEN 23 yd pass from DAVIS(HRAPMANN kick)	6-60	2:01	10-3
	03:00	USM	HRAPMANN, Danny 37 yd field goal	18-73	8:10	13-3
4th	11:07	LATECH	R. Casey 19 yd pass from T. Hakmi (M. Nelson kick)	7-84	2:50	13-10
	10:01	LATECH	TEAM safety			13-12

	USM	LATECH
FIRST DOWNS	23	17
RUSHES-YARDS (NET)	54-192	25-47
PASSING YDS (NET)	233	262
Passes Att-Comp-Int	38-22-1	39-22-3
TOTAL OFFENSE PLAYS-YARDS	92-425	64-309
Fumble Returns-Yards	0-0	0-0
Punt Returns-Yards	3-27	1-26
Kickoff Returns-Yards	2-73	5-101
Interception Returns-Yards	3-6	1-1
Punts (Number-Avg)	8-31.1	8-41.4
Fumbles-Lost	1-1	3-1
Penalties-Yards	8-90	4-30
Possession Time	38:25	21:35
Third-Down Conversions	8 of 20	4 of 15
Fourth-Down Conversions	0 of 0	1 of 1
Red-Zone Scores-Chances	1-3	2-2
Sacks By: Number-Yards	1-11	1-8



	NAVY	LA Tech
FIRST DOWNS	24	21
RUSHES-YARDS (NET)	61-297	32-154
PASSING YDS (NET)	219	251
Passes Att-Comp-Int	14-8-1	43-31-2
TOTAL OFFENSE PLAYS-YARDS	75-516	75-405
Fumble Returns-Yards	0-0	0-0
Punt Returns-Yards	0-0	1-2
Kickoff Returns-Yards	6-118	7-199
Interception Returns-Yards	2-0	1-0
Punts (Number-Avg)	3-36.3	3-44.0
Fumbles-Lost	0-0	1-1
Penalties-Yards	2-15	4-25
Possession Time	34:21	25:39
Third-Down Conversions	9 of 15	3 of 14
Fourth-Down Conversions	1 of 1	3 of 3
Red-Zone Scores-Chances	5-6	4-4
Sacks By: Number-Yards	2-20	1-7



**RUSHING:** Navy-Greene, Gee Gee 6-87; Dobbs, Ricky 19-67; Murray, Vince 14-62; Proctor, Kriss 6-24; Teich, Alexande 5-23; Stukel, Mike 4-15; Byrd, Andre 4-13; Howell, John 1-8; TEAM 2-minus 2. Louisiana Tech-Lennon Creer 13-90; Ray Holley 6-28; Lyle Fitte 4-21; Colby Cameron 8-15; Tim Molton 1-0. **PASSING:** Navy-Dobbs, Ricky 8-14-1-219. Louisiana Tech-Colby Cameron 31-43-2-251.

**RECEIVING:** Navy-Greene, Gee Gee 3-58; Jones, Greg 2-68; Turner, Brandon 1-63; Howells, John 1-25; Murray, Vince 1-5. Louisiana Tech-Taulib Ikharo 10-88; Lyle Fitte 5-37; Richie Casey 4-45; Ray Holley 4-20; Ahmad Paige 2-16; Jacarri Jackson 2-11; Tim Molton 2-5; Eric Harper 1-20; Lennon Creer 1-9. **INTERCEPTIONS:** Navy-Blue, Max 1-0; Edwards, Kevin 1-0. Louisiana Tech-Chad Boyd 1-0. **FUMBLES:** Navy-None. Louisiana Tech-Jacarri Jackson 1-1.

**RUSHING:** Southern Miss-DAVIS, Austin 18-69; JOHNSON, D. 22-68; LAMPLEY, Tracy 7-35; FLOYD, V.J. 7-20. Louisiana Tech-Tarik Hakmi 12-26; Lennon Creer 5-22; Phillip Livas 2-5; Myke Compton 3-4; Ray Holley 1-2; Ryan Williams 1-minus 3; TEAM 1-minus 9.


**PASSING:** Southern Miss-DAVIS, Austin 22-38-1-233. Louisiana Tech-Tarik Hakmi 22-35-2-262; Colby Cameron 0-4-1-0.

**RECEIVING:** Southern Miss-MORRIS, J. 5-64; LAMPLEY, Tracy 4-19; PIERCE, Quentin 3-26; JOHNSON, D. 3-16; FLOYD, V.J. 3-11; BOLDEN, Kelvin 2-79; SPIGHT, William 1-13; TRIPLETT, M. 1-5. Louisiana Tech-Phillip Livas 5-47; Carey Fortson 3-66; Ahmad Paige 3-41; Lyle Fitte 2-38; Jacarri Jackson 2-24; Richie Casey 2-22; Taulib Ikharo 2-22; Andrew Guillot 1-6; Myke Compton 1-minus 1; Lennon Creer 1-minus 3.

**INTERCEPTIONS:** Southern Miss-WILLIAMS, Corey 1-4; WILSON, Deron 1-2; WILSON, Justin 1-0. Louisiana Tech-Josh Victoriano 1-1.

**FUMBLES:** Southern Miss-FLOYD, V.J. 1-1. Louisiana Tech-Tarik Hakmi 1-0; Lennon Creer 1-0; Ahmad Paige 1-1.

# 2010 STATISTICS

	<b>Louisiana Tech</b>	<b>21</b>	Oct. 2 2010 Aloha Stadium Honolulu, Hawai'i
	<b>Hawai'i</b>	<b>41</b>	Att: 29,469 TV: Hawai'i PPV

**HONOLULU, Hawai'i** – Bryant Moniz passed for 532 yards and four scores to lead Hawaii to a 41-21 win over Louisiana Tech in the Western Athletic Conference opener for both teams at Aloha Stadium late Saturday night.

With the loss, Tech fell to 1-4 on the season and has now lost nine straight road games dating back to a victory at New Mexico State in 2008. Hawaii, who entered the game ranked No. 1 in the country in passing, improved to 3-2 on the year.

The Warriors used a prolific passing attack and a stellar defensive effort over the first quarter and a half to jump out to a 24-0 lead before Bulldog head coach Sonny Dykes went to the bench to senior signal caller Ross Jenkins, who sparked the LA Tech offense.

Jenkins, who hadn't taken a snap from center since the third quarter of the season opening win over Grambling State, promptly led the Bulldogs on a 10-play, 80-yard drive which was capped by a 32-yard scoring strike to Richie Casey as the deficit was cut to 24-7 with 2:49 to play in the second quarter.

After the Bulldogs defense recovered a fumble with less than a minute to play, Jenkins almost led Tech to its second score of the half thanks to some creative play calling late. With only three seconds to play in the half and the football on the Tech 42-yard line, Jenkins completed a short pass to Taulib Ikharo who pitched the football to Phillip Livas, who then shoveled it to Lennon Creer who scampered down the sideline before being pushed out at the UH 20 by the final Warriors defender in the vicinity.

Although Tech trailed 24-7, the Bulldogs had some momentum and confidence heading into the locker room.

Jenkins and Co. then picked up where it left off in the third quarter as the Bulldogs drove 75 yards on 11 plays on its opening possession to cut the lead to 24-13 on Ray Holley's one-yard plunge with 11:59 to play. Matt Nelson's extra point made the score 24-14.

The touchdown marked the first time Tech had scored on the opening possession of the second half this season.

However, Tech's momentum was short-lived as Moniz orchestrated a 5-play, 75-yard drive that resulted in a 19-yard touchdown pass to Greg Salas as UH opened the lead back to 31-14. Tech would get no closer than 34-21 on a Jenkins eight-yard toss to Tim Molten late in the third quarter.

Moniz capped the scoring with a 29-yard scoring toss to Salas, who broke two tackles around the 20-yard line and then raced untouched into the end zone.

UH receiver Kealoha Pilares set a program record with 18 catches on the night for 204 yards and two scores while Salas added 10 receptions for 197 yards and two scores.

Jenkins finished the night completing 19-of-26 passes for 215 yards, two scores and one interception. Casey led Tech's receiving corps with a career-high eight receptions for 98 yards and one score.

Myke Compton rushed eight times for 58 yards while Creer added 12 carries for 57 yards in the game.


Chad Boyd and Jay Dudley led the Tech defense with seven tackles each followed by Tank Calais and Olajuwon Paige with six stops each. Adrian Cole and Matt Broha each registered one sack while Broha added a fumble recovery.

Score by Quarters	1	2	3	4	OT	Score	Records
Louisiana Tech	0	7	14	0	-	21	(1-4, 0-1 WAC)
Hawai'i	10	14	10	7	-	41	(3-2, 1-0 WAC)

### Scoring Summary

1st	08:46	UH	Enos,S. 36 yd field goal	14-61	6:14	0-3
	02:13	UH	Dimude,C. 27 yd run (Enos,S. kick)	4-76	2:02	0-10
2nd	13:02	UH	Pilares,K. 7 yd pass from Moniz,B. (Enos,S. kick)	6-60	2:02	0-17
	10:07	UH	Pilares,K. 66 yd pass from Moniz,B. (Enos,S. kick)	2-60	1:25	0-24
	02:49	LATECH	Casey 32 yd pass from Jenkins (Nelson kick)	10-80	3:39	7-24
3rd	11:59	LATECH	Ray Holley 1 yd run (Matt Nelson kick)	11-75	2:56	14-24
	09:31	UH	Salas,G. 19 yd pass from Moniz,B. (Enos,S. kick)	5-75	2:22	14-31
	04:14	UH	Enos,S. 24 yd field goal	10-46	3:34	14-34
	02:04	LATECH	Molton 8 yd pass from Jenkins (Nelson kick)	8-61	2:06	21-34
4th	07:08	UH	Salas,G. 29 yd pass from Moniz,B. (Enos,S. kick)	9-78	5:54	21-41

	LATECH	UH
FIRST DOWNS	19	29
RUSHES-YARDS (NET)	28-127	22-115
PASSING YDS (NET)	223	532
Passes Att-Comp-Int	39-24-3	58-42-0
TOTAL OFFENSE PLAYS-YARDS	67-350	80-647
Fumble Returns-Yards	1-6	0-0
Punt Returns-Yards	0-0	0-0
Kickoff Returns-Yards	7-129	3-52
Interception Returns-Yards	0-0	3-23
Punts (Number-Avg)	3-43.0	2-26.0
Fumbles-Lost	2-0	3-2
Penalties-Yards	4-40	8-80
Possession Time	21:13	38:47
Third-Down Conversions	5 of 13	4 of 10
Fourth-Down Conversions	2 of 4	1 of 1
Red-Zone Scores-Chances	2-3	4-5
Sacks By: Number-Yards	2-4	1-5



**RUSHING:** Louisiana Tech-Myke Compton 8-58; Lennon Creer 12-57; Ross Jenkins 5-5; Tarik Hakmi 1-5; Lyle Fitte 1-1; Ray Holley 1-1. Hawai'i-Dimude,C. 6-49; Moniz,B. 9-49; Green,A. 6-19; TEAM 1-minus 2.

**PASSING:** Louisiana Tech-Ross Jenkins 19-26-1-215; Tarik Hakmi 4-11-2-0; Ryan Allen 1-1-0-8; Colby Cameron 0-1-0-0. Hawai'i-Moniz,B. 42-58-0-532.

**RECEIVING:** Louisiana Tech-Richie Casey 8-98; Taulib Ikharo 3-25; Lennon Creer 2-39; Phillip Livas 2-24; Myke Compton 2-12; Lyle Fitte 2-9; Tim Molton 2-8; Andrew Guillot 2-0; Matt Broha 1-8. Hawai'i-Pilares,K. 18-217; Salas,G. 10-197; Stutzmann, B. 5-60; Pollard,R. 3-27; Blount,D. 3-22; Green,A. 3-9.

**INTERCEPTIONS:** Louisiana Tech-None. Hawai'i-Silva,M. 2-8; Bryant,J. 1-15.

**FUMBLES:** Louisiana Tech-Chandler Spence 1-0; Lennon Creer 1-0. Hawai'i-Green,A. 2-2; Pilares,K. 1-0.

	<b>Utah State</b>	<b>6</b>	Oct. 9, 2010 Joe Aillet Stadium Ruston, La.
	<b>Louisiana Tech</b>	<b>24</b>	Att: 16,073 TV: Cox Sports, ERT

**RUSTON, La.** – Lennon Creer rushed for a career-high 120 yards and two touchdowns and the Louisiana Tech defense dominated for four quarters to lead the Bulldogs to a 24-6 win over Utah State Saturday afternoon before 16,073 fans at Joe Aillet Stadium.

While Creer was spearheading a Bulldog rushing attack that totaled 278 yards on the ground, the LA Tech defense stifled quarterback Diondre Borel and the Aggies offense holding Utah State to only 195 total yards and a pair of Peter Caldwell field goals.

The win snapped a four-game losing streak for the Bulldogs, who improved to 2-4 on the year (1-1 WAC) heading into next week's homecoming match-up against Idaho. Kickoff time is slated for 3 p.m. However, the storyline for the win was Tech's defense which was much maligned following last weekend's performance that saw Hawai'i quarterback Bryant Moniz throw for more than 500 yards and four scores. Saturday was different.

Utah State, which was coming off an impressive 31-16 win over Brigham Young last weekend, failed to find the endzone through four quarters. Tech forced seven punts in the game and with the contest still in reach heading into the fourth stanza, the Bulldogs buckled down - holding the Aggies to only 12 net yards on nine offensive plays over their final three possessions.

The Bulldogs corralled Borel all afternoon as the versatile senior signal caller managed only 113 total yards of offense, rushing 10 times for 40 yards and completing 14-of-23 passes for 73 yards. Borel's longest completion on the afternoon was 11 yards. While the Tech defense was recording its best performance of the year, the Bulldog offense wasn't far behind. Utilizing the "Wild Dog" formation, Tech rushed for a season-high 278 yards and averaged 5.9 yards per carry.

Creer's two-yard run with 7:30 to play in the second quarter came out of the Wild Dog formation and gave Tech a 14-0 advantage. It capped a eight-play, 62-yard drive that was highlighted by 20-yard pass from Jenkins to Molten that took the ball deep inside Utah State territory.

Utah State's final four possessions following the field goal netted a grand total of 32 yards and only one first down. Meanwhile, the Tech offense continued to grind away with the run game and a timely passing attack that saw the Bulldogs record 27 first downs and hold onto the football for more almost 21 minutes in the final two quarters.

Although Ross Jenkins got the start for Tech - the senior gave the Bulldogs an early lead with an 11-yard touchdown pass to Tim Molten 4:53 to play in the first quarter - , Dykes turned to a plethora of "quarterbacks" as Molten and Creer took snap after snap and used some solid blocking and some misdirection to baffle the Aggies defense. Jenkins, making his first start since the Grambling State game, completed 20-of-32 passes for 149 yards and one score. In addition to Creer's impressive day on the ground, Molten added a career-high 93 yards on eight carries while Myke Compton chipped in with 57 yards on 12 carries.


Defensively, Adrian Cole led Tech with a career-high tying 12 tackles, including seven that came on the first offensive possession of the game for the Aggies. Matt Broha recorded four tackles, including two tackles for loss, and his 11th career sack which put him in the Top 10 in the Tech record books. IK Enemkpal added his first two career sacks for the Bulldogs as well.

Score by Quarters	1	2	3	4	OT	Score	Records
Utah State	0	3	3	0	-	6	(2-4, 0-2 WAC)
Louisiana Tech	7	10	0	7	-	24	(2-4, 1-1 WAC)

### Scoring Summary

1st	04:53	LATECH	T. Molton 11 yd pass from R. Jenkins (Nelson kick)	12-76	4:17	0-7
2nd	07:30	LATECH	Lennon Creer 2 yd run (Matt Nelson kick)	8-62	2:14	0-14
	03:53	USU	Caldwell, Peter 40 yd field goal	10-47	3:37	3-14
	00:36	LATECH	Matt Nelson 38 yd field goal	9-56	3:17	3-17
3rd	05:35	USU	Caldwell, Peter 22 yd field goal	9-73	4:02	6-17
4th	04:21	LATECH	Lennon Creer 10 yd run (Matt Nelson kick)	11-62	4:46	6-24

	USU	LATECH
FIRST DOWNS	13	27
RUSHES-YARDS (NET)	35-122	47-278
PASSING YDS (NET)	73	149
Passes Att-Comp-Int	23-14-0	32-20-1
TOTAL OFFENSE PLAYS-YARDS	58-195	79-427
Fumble Returns-Yards	0-0	0-0
Punt Returns-Yards	2--2	2-4
Kickoff Returns-Yards	5-74	3-44
Interception Returns-Yards	1-0	0-0
Punts (Number-Avg)	7-37.7	4-40.8
Fumbles-Lost	0-0	1-0
Penalties-Yards	6-46	8-93
Possession Time	26:38	33:22
Third-Down Conversions	5 of 15	7 of 15
Fourth-Down Conversions	0 of 0	1 of 1
Red-Zone Scores-Chances	2-2	3-4
Sacks By: Number-Yards	1-7	3-22



**RUSHING:** Utah State-Speight, Dervin 14-48; Borel, Diondre 10-40; Williams, Kerwynn 7-17; DeMartino, Joey 2-7; Moats, Eric 1-7; Reynolds, Travis 1-3. Louisiana Tech-Lennon Creer 18-120; Tim Molton 8-93; Myke Compton 12-57; Steven Ensminger 1-7; Ray Holley 3-6; TEAM 1-minus 1; Andrew Guillot 1-minus 2; Ross Jenkins 3-minus 2.

**PASSING:** Utah State-Borel, Diondre 14-23-0-73. Louisiana Tech-Ross Jenkins 20-32-1-149.


**RECEIVING:** Utah State-Watkins, Dontel 4-12; Bartlett, Kellen 3-25; Speight, Dervin 2-12; Reynolds, Travis 1-9; Alder, Austin 1-7; DeMartino, Joey 1-4; Williams, Kerwynn 1-4; Moats, Eric 1-0. Louisiana Tech-Myke Compton 5-27; Tim Molton 3-34; Taulib Ikharo 3-29; Richie Casey 3-21; Ray Holley 2-17; Jacarri Jackson 1-10; Andrew Guillot 1-7; Lyle Fitte 1-4; Lennon Creer 1-0.


**INTERCEPTIONS:** Utah State-Byrd, Quinton 1-0. Louisiana Tech-None.

**FUMBLES:** Utah State-None. Louisiana Tech-Ryan Williams 1-0.

**SACKS (UA-A):** Utah State-Koskan, Levi 1-0. Louisiana Tech-IK Enemkpal 2-0; Matt Broha 1-0.

# 2010 STATISTICS

	<b>Idaho</b>	<b>35</b>	Oct. 16, 2010 Joe Aillet Stadium Ruston, La.
	<b>Louisiana Tech</b>	<b>48</b>	Att: 19,750 TV: Cox Sports, ERT

	<b>Louisiana Tech</b>	<b>20</b>	Oct. 26, 2010 Bronco Stadium Boise, Idaho
	<b>#2 Boise State</b>	<b>49</b>	Att: 32,026 TV: ESPN2

**RUSTON, La.** - Ross Jenkins threw for three touchdowns and ran for another, and Louisiana Tech had 678 yards of offense in a 48-35 win over Idaho on Saturday.

**RUSTON, La.** - Ross Jenkins threw for three touchdowns and ran for another, and Louisiana Tech had 678 yards of offense in a 48-35 win over Idaho on Saturday.

The Bulldogs (3-4, 2-1 Western Athletic Conference) needed their fourth-highest offensive total in school history as the Vandals (3-3, 0-1 WAC) totaled 526 offensive yards.

The Bulldogs (3-4, 2-1 Western Athletic Conference) needed their fourth-highest offensive total in school history as the Vandals (3-3, 0-1 WAC) totaled 526 offensive yards.

Louisiana Tech trailed 14-10 midway through the second quarter, but answered with three straight scores by Jenkins.

Louisiana Tech trailed 14-10 midway through the second quarter, but answered with three straight scores by Jenkins.

Jenkins threw a 32-yard TD pass to Ahmad Paige, ran for a 4-yard score and threw a 7-yard touchdown to Paige for a 31-14 lead.

Jenkins threw a 32-yard TD pass to Ahmad Paige, ran for a 4-yard score and threw a 7-yard touchdown to Paige for a 31-14 lead.

Jenkins was 31-for-44 for 417 yards, Rich Casey caught nine passes for 117 yards and Lennon Carter added 179 yards and two touchdowns on 22 carries for the Bulldogs.

Jenkins was 31-for-44 for 417 yards, Rich Casey caught nine passes for 117 yards and Lennon Carter added 179 yards and two touchdowns on 22 carries for the Bulldogs.

Nathan Enderle had 365 yards and three touchdowns on 24-for-50 passing for the Vandals and Justin Veltung had six catches for 141 yards and four touchdowns.

Nathan Enderle had 365 yards and three touchdowns on 24-for-50 passing for the Vandals and Justin Veltung had six catches for 141 yards and four touchdowns.

Score by Quarters	1	2	3	4	OT	Score	Records
Idaho	7	7	7	14	-	35	(3-3, 0-1 WAC)
Louisiana Tech	7	10	21	10	-	48	(3-4, 2-1 WAC)

Score by Quarters	1	2	3	4	OT	Score	Records
Louisiana Tech	7	0	6	7	-	20	(3-5, 2-2 WAC)
Boise State	14	14	14	7	-	49	(7-0, 3-0 WAC)

**Scoring Summary**

1st	09:05	LATECH	Lennon Creer 6 yd run (Matt Nelson kick)	8-73	1:55	0-7
	04:30	IDAHO	Veltung 15 yd pass from Enderle (Farquhar kick)	10-83	4:35	7-7
2nd	14:51	LATECH	Matt Nelson 31 yd field goal	14-61	4:39	7-10
	08:45	IDAHO	Veltung 11 yd pass from Enderle (Farquhar kick)	1-11	0:05	14-10
	00:38	LATECH	A. Paige 32 yd pass from Jenkins (Nelson kick)	8-75	2:10	14-17
3rd	11:45	LATECH	Ross Jenkins 4 yd run (Matt Nelson kick)	9-45	3:15	14-24
	03:43	LATECH	A. Paige 7 yd pass from Jenkins (Nelson kick)	10-72	3:00	14-31
	03:25	IDAHO	Veltung 76 yd pass from Enderle (Farquhar kick)	1-76	0:18	21-31
	01:36	LATECH	Livas 52 yd pass from Jenkins (Nelson kick)	6-93	1:49	21-38
4th	10:55	IDAHO	Greenwood 21 yd pass from Reader (Farquhar kick)	6-58	2:30	28-38
	05:04	LATECH	Matt Nelson 39 yd field goal	4-(-8)	1:30	28-41
	02:38	LATECH	Lennon Creer 1 yd run (Matt Nelson kick)	4-42	1:33	28-48
	00:55	IDAHO	Veltung 3 yd pass from Reader (Farquhar kick)	8-81	1:43	35-48

**Scoring Summary**

1st	07:08	BSU	Doug Martin 2 yd run (Jimmy Pavel kick)	6-43	2:42	0-7
	03:29	LATECH	Lennon Creer 1 yd run (Matt Nelson kick)	10-73	3:39	7-7
	01:33	BSU	Pettis 6 yd pass from Moore (Pavel kick)	4-17	1:56	7-14
2nd	07:56	BSU	Shoemaker 32 yd pass from Moore (Pavel kick)	6-82	3:22	7-21
	00:56	BSU	Kyle Efav 0 yd fumble recovery (Pavel kick)	9-70	2:02	7-28
3rd	09:37	LATECH	Livas 23 yd pass from Jenkins (Nelson kick failed)	14-80	5:23	13-28
	03:40	BSU	Jeremy Avery 26 yd run (Jimmy Pavel kick)	8-91	3:06	13-35
	00:40	BSU	Kellen Moore 7 yd pass from Pettis (Pavel kick)	6-34	2:59	13-42
4th	07:18	BSU	Doug Martin 20 yd run (Jimmy Pavel kick)	5-97	2:17	13-49
	00:44	LATECH	Lennon Creer 25 yd run (Matt Nelson kick)	5-36	1:21	20-49

	IDAHO	LATECH
FIRST DOWNS	24	32
RUSHES-YARDS (NET)	18-20	53-261
PASSING YDS (NET)	513	422
Passes Att-Comp-Int	60-32-1	44-31-0
TOTAL OFFENSE PLAYS-YARDS	78-533	97-683
Fumble Returns-Yards	1-54	0-0
Punt Returns-Yards	1-2	2-12
Kickoff Returns-Yards	7-113	4-99
Interception Returns-Yards	0-0	1-0
Punts (Number-Avg)	5-41.8	1-47.0
Fumbles-Lost	1-0	4-4
Penalties-Yards	5-35	6-60
Possession Time	26:25	33:35
Third-Down Conversions	7 of 17	9 of 16
Fourth-Down Conversions	0 of 2	2 of 2
Red-Zone Scores-Chances	3-3	6-6
Sacks By: Number-Yards	0-0	3-22



	LATECH	BSU
FIRST DOWNS	25	21
RUSHES-YARDS (NET)	49-172	36-163
PASSING YDS (NET)	222	305
Passes Att-Comp-Int	40-24-0	29-21-1
TOTAL OFFENSE PLAYS-YARDS	89-394	65-468
Fumble Returns-Yards	0-0	0-0
Punt Returns-Yards	1-11	1-6
Kickoff Returns-Yards	6-132	4-80
Interception Returns-Yards	1-28	0-0
Punts (Number-Avg)	5-28.6	3-39.7
Fumbles-Lost	3-2	3-1
Penalties-Yards	5-45	3-21
Possession Time	31:36	28:24
Third-Down Conversions	6 of 18	4 of 10
Fourth-Down Conversions	3 of 7	1 of 1
Red-Zone Scores-Chances	1-4	6-7
Sacks By: Number-Yards	2-14	4-24



**RUSHING:** Idaho-Deonte Jackson 11-25; Troy Vital 1-11; P McCarty 2-4; Brian Reader 1-minus 9; Nathan Enderle 3-minus 11. Louisiana Tech-Lennon Creer 23-179; Ross Jenkins 8-34; Myke Compton 11-32; Lyle Fitte 5-31; TEAM 4-minus 3; Phillip Livas 2-minus 12.

**RUSHING:** Louisiana Tech-Lennon Creer 35-149; Ray Holley 4-27; Myke Compton 2-9; Ross Jenkins 8-minus 13. Boise State-Doug Martin 21-150; Jeremy Avery 7-29; Titus Young 1-2; Joe Southwick 2-0; Tyler Shoemaker 1-minus 1; Matt Kaiserman 1-minus 1; TEAM 2-minus 3; Kellen Moore 1-minus 13; Kyle Efav 0-0.

**PASSING:** Idaho-Nathan Enderle 24-50-1-373; Brian Reader 8-10-0-140. Louisiana Tech-Ross Jenkins 31-44-0-422.

**PASSING:** Louisiana Tech-Ross Jenkins 24-39-0-222; Richie Casey 0-1-0-0. Boise State-Kellen Moore 20-28-1-298; Austin Pettis 1-1-0-7; Joe Southwick 0-0-0-0.

**RECEIVING:** Idaho-Daniel Hardy 7-114; Deonte Jackson 7-60; Justin Veltung 6-140; Eric Greenwood 4-103; Kama Bailey 3-45; Preston Davis 3-34; Armauni Johnson 1-11; P McCarty 1-6. Louisiana Tech-Richie Casey 9-117; Taulib Ikharo 7-62; Ahmad Paige 5-95; David Gru 3-40; Lyle Fitte 3-39; Phillip Livas 2-59; Myke Compton 1-10; Lennon Creer 1-0.

**RECEIVING:** Louisiana Tech-Taulib Ikharo 7-45; Lennon Creer 3-41; Phillip Livas 3-37; Richie Casey 3-12; Ahmad Paige 2-37; Myke Compton 2-17; David Gru 1-16; Ray Holley 1-13; Andrew Guillot 1-6; Carey Fortson 1-minus 2. Boise State-Tyler Shoemaker 6-124; Austin Pettis 5-55; Titus Young 4-69; Geraldo Hiwat 1-17; Tommy Gallarda 1-16; Chris Potter 1-12; Kellen Moore 1-7; Kyle Efav 1-5; Chandler Koch 1-0.

**INTERCEPTIONS:** Idaho-None. Louisiana Tech-Randy Grigsby 1-0.

**INTERCEPTIONS:** Louisiana Tech-Solomon Randle 1-28. Boise State-None.

**FUMBLES:** Idaho-Daniel Hardy 1-0. Louisiana Tech-Richie Casey 1-1; Phillip Livas 1-1; TEAM 1-1; Lennon Creer 1-1.

**FUMBLES:** Louisiana Tech-Myke Compton 1-1; Phillip Livas 1-1; Carey Fortson 1-0. Boise State-Jeremy Avery 1-0; Doug Martin 1-0; Chris Potter 1-1.

**SACKS (UA-A):** Idaho-None. Louisiana Tech-Matt Broha 0-1; Mason Hitt 1-0; Brandon Patterson 1-0; IK Enemkpal 0-1.

**SACKS (UA-A):** Louisiana Tech-Jonathan Zeno 1-0; Matt Broha 1-0. Boise State-Byron Hout 1-0; Jerrell Gavins 0-1; Chase Baker 1-0; Shea McClellin 1-0; J.T. Nisby 0-1.

# 2010 STATISTICS



<b>Fresno State</b>	<b>40</b>	Nov. 6, 2010 Joe Aillet Stadium Ruston, La.
<b>Louisiana Tech</b>	<b>34</b>	Att: 17,057 TV: WAC Sports Network

**RUSTON, La.** - Ryan Colburn passed for 229 yards and three touchdowns to Jamel Hamler as Fresno State defeated Louisiana Tech 40-34 on Saturday.

Robbie Rouse rushed for 286 yards and a touchdown on 43 carries as Fresno State (6-2, 4-1 Western Athletic Conference) gained 529 yards total offense, 229 rushing and 300 passing.

Louisiana Tech (3-6, 2-3) led 14-0 less than four minutes into the game, but Fresno State came back to take a 17-14 lead as Colburn threw 6- and 10-yard touchdown passes to Hamler, who finished with eight catches for 118 yards, and Kevin Goessling kicked a 49-yard field goal.

Louisiana Tech retook the lead on Ross Jenkins' 20-yard pass to Taulib Ikharo, but Fresno State scored three times in an 8:53 span of the fourth quarter to lead 33-21 as Colburn scored on a 1-yard run and threw a 33-yard pass to Hamler, and Goessling kicked a 27-yard field goal.

Score by Quarters	1	2	3	4	OT	Score	Records
Fresno State	7	3	7	23	-	40	(6-2, 4-1 WAC)
Louisiana Tech	14	0	7	13	-	34	(3-6, 2-3 WAC)

### Scoring Summary

1st	13:03	LATECH	Ikharo 28 yd pass from Jenkins (Nelson kick)	6-48	1:57	0-7
	11:27	LATECH	Ikharo 0 yd fumble recovery (Nelson kick)	1-43	0:16	0-14
	06:52	FS	Hamler 6 yd pass from Colburn (Goessling kick)	10-80	4:35	7-14
2nd	09:09	FS	Goessling, 49 yd field goal	12-48	5:44	10-14
3rd	11:52	FS	Hamler 10 yd pass from Colburn (Goessling kick)	2-70	0:16	17-14
	07:11	LATECH	Ikharo 20 yd pass from Jenkins (Nelson kick)	5-56	1:07	17-21
4th	13:25	FS	Colburn 1 yd run (Goessling kick)	7-26	3:11	24-21
	08:32	FS	Goessling 27 yd field goal	8-32	3:20	27-21
	04:23	FS	Hamler 33 yd pass from Colburn (Goessling kick failed)	7-96	3:14	33-21
	04:10	LATECH	Livas 95 yd kickoff return (Nelson kick)			33-28
	02:20	FS	Rouse 51 yd run (Goessling kick)	1-51	0:08	40-28
	01:12	LATECH	Casey 19 yd pass from Jenkins (Nelson kick blocked)	7-67	1:08	40-34

	FRESNO	LATECH
FIRST DOWNS	26	12
RUSHES-YARDS (NET)	56-300	24-89
PASSING YDS (NET)	229	219
Passes Att-Comp-Int	33-20-1	31-17-1
TOTAL OFFENSE PLAYS-YARDS	89-529	55-308
Fumble Returns-Yards	0-0	0-0
Punt Returns-Yards	3-13	1-29
Kickoff Returns-Yards	4-74	8-262
Interception Returns-Yards	1-29	1-15
Punts (Number-Avg)	5-34.0	8-33.9
Fumbles-Lost	2-1	1-0
Penalties-Yards	7-60	5-42
Possession Time	41:02	18:58
Third-Down Conversions	10 of 21	4 of 13
Fourth-Down Conversions	0 of 1	0 of 2
Red-Zone Scores-Chances	4-4	2-2
Sacks By: Number-Yards	1-8	2-10



**RUSHING:** Fresno State-Rouse, Robbie 43-286; Colburn, Ryan 7-20; Saunders, Jalen 1-2; Ellis, A.J. 2-0; Wiggins, Kenny 1-minus 3; Team 2-minus 5. Louisiana Tech-Lennon Creer 17-56; Ross Jenkins 5-24; Matt Broha 1-6; Myke Compton 1-3.

**PASSING:** Fresno State-Colburn, Ryan 20-33-1-229. Louisiana Tech-Ross Jenkins 16-30-1-176; Richie Casey 1-1-0-43.

**RECEIVING:** Fresno State-Hamler, Jamel 8-118; Evans, Rashad 3-36; Saunders, Jalen 3-13; Rouse, Robbie 2-25; Ellis, A.J. 2-7; Raphael, Austin 1-20; Burse, Isaiah 1-10. Louisiana Tech-Lennon Creer 6-41; Richie Casey 4-56; Taulib Ikharo 3-53; Lyle Fitte 3-26; Ross Jenkins 1-43.

**INTERCEPTIONS:** Fresno State-Dunn, Desia 1-29. Louisiana Tech-Olajuwon Paige 1-15.

**FUMBLES:** Fresno State-Wiggins, Kenny 1-0; Colburn, Ryan 1-1. Louisiana Tech-Ross Jenkins 1-0.

**SACKS (UA-A):** Fresno State-Harrell, Logan 1-0. Louisiana Tech-Jay Dudley 1-0; Adrien Cole 1-0.

**TACKLES (UA-A):** Fresno State-Jacobs, Ben 3-6; Knox, Kyle 2-7; Bell, Lorne 2-6; Thomas, Philip 3-2; Carter, Chris 1-4; Smith, Derron 2-1; Dunn, Desia 1-2; Harrell, Logan 1-2; McEntee, Chase 0-3; Brown, Travis 1-1; Harris, Michael 1-1; Toma, Jeremiah 1-1; Raphael, Austin 1-1; Banks, Cornell 0-2; Johnson, A.J. 1-0; Lindsay, Matt 1-0; Dennis 1-0; Lewis, Chris 1-0; Pritchett 1-0; Goessling, 1-0; Plummer, Shawn 0-1; Williams 0-1; Hunt, Matt 0-1. Louisiana Tech-Jay Dudley 6-12; Adrien Cole 3-8; Chad Boyd 3-8; Javontay Crowe 4-6; Solomon Randle 1-8; Matt Broha 4-2; Josh Victorian 4-1; Ryan Williams 3-2; Mason Hitt 0-5; Jamel Johnson 2-2; Jonathan Zeno 1-3; Dusty Rust 0-4; Olajuwon Paige 2-1; IK Enemkpal 2-1; Tank Calais 0-3; Justin Ellis 2-0; Shakeil Lucas 1-1; Randy Grigsby 0-2; Rufus Porter 1-0; Myke Compton 1-0; Justin Goodman 1-0; Jordan Mills 1-0.



<b>Louisiana Tech</b>	<b>41</b>	Nov. 13, 2010 Aggie Memorial Stadium Las Cruces, N.M.
<b>New Mexico State</b>	<b>20</b>	Att: 12,486 TV: ERT

**LAS CRUCES, N.M.** - Phillip Livas scored on a 62-yard reverse run with less than five minutes left in the game and then scored again on a direct snap nine-yard run with 1:31 remaining as Louisiana Tech recorded its first road win in two years with a 41-20 victory at New Mexico State.

Livas recorded 84 rushing yards on five carries and 29 receiving yards on four catches while Lennon Creer ran the ball 17 times for 107 yards and another score. Louisiana Tech (4-6, 3-3 WAC) outgained the Aggies (2-8, 1-5 WAC) 426-366 en route to the win.

"It was a good win and hard fought," said Louisiana Tech head coach Sonny Dykes. "I thought New Mexico State played well. We had a hard time getting pressure on their quarterback but it was a good win for us. We stopped them when we needed to and we made a big third down conversion when we needed to late in the ballgame."

New Mexico State kept close to Louisiana Tech most of the game and pulled within a touchdown with 6:14 left in the game off of Tyler Stampler's 31-yard field goal but it was Livas' long reverse run for a touchdown that decided the game.

Score by Quarters	1	2	3	4	OT	Score	Records
Louisiana Tech	14	10	0	17	-	41	(4-6, 3-3 WAC)
New Mexico State	3	7	7	3	-	20	(2-8, 1-5 WAC)

### Scoring Summary

1st	09:23	NMSU	Stamper, Tyler 26 yd field goal	9-48	3:13	0-3
	07:00	LATECH	Guillot 11 yd pass from Jenkins (Nelson kick)	6-47	2:13	7-3
	03:47	LATECH	Lennon Creer 5 yd run (Matt Nelson kick)	6-70	1:58	14-3
2nd	14:49	LATECH	Matt Nelson 47 yd field goal	8-25	2:03	17-3
	08:47	NMSU	Lee 30 yd pass from Manley (Stamperkick)	10-85	5:52	17-10
	01:31	LATECH	Ross Jenkins 7 yd run (Matt Nelson kick)	9-83	3:31	24-10
3rd	11:37	NMSU	Aoelua 41 yd interception return (Stamper kick)	-	-	24-17
4th	10:14	LATECH	Matt Nelson 21 yd field goal	11-41	4:35	27-17
	06:14	NMSU	Stamper, Tyler 31 yd field goal	12-54	3:54	27-20
	04:53	LATECH	Phillip Livas 62 yd run (Matt Nelson kick)	3-67	1:18	34-20
	01:31	LATECH	Phillip Livas 9 yd run (Matt Nelson kick)	6-37	3:18	41-20

	LATECH	NMSU
FIRST DOWNS	19	22
RUSHES-YARDS (NET)	37-242	35-150
PASSING YDS (NET)	184	216
Passes Att-Comp-Int	31-19-1	40-20-2
TOTAL OFFENSE PLAYS-YARDS	68-426	75-366
Fumble Returns-Yards	0-0	0-0
Punt Returns-Yards	1-3	0-0
Kickoff Returns-Yards	5-84	7-170
Interception Returns-Yards	2-37	1-41
Punts (Number-Avg)	5-43.0	6-34.5
Fumbles-Lost	2-1	1-1
Penalties-Yards	4-30	3-35
Possession Time	27:11	32:49
Third-Down Conversions	6 of 14	4 of 14
Fourth-Down Conversions	0 of 0	1 of 2
Red-Zone Scores-Chances	5-5	2-2
Sacks By: Number-Yards	1-3	0-0



**RUSHING:** Louisiana Tech-Lennon Creer 17-107; Phillip Livas 5-84; Ray Holley 7-25; Ross Jenkins 6-24; Myke Compton 2-2. New Mexico State-Clay, Robert 22-108; Manley, Andrew 9-27; Rust, Tanner 3-14; Roberts, D. 1-1. **PASSING:** Louisiana Tech-Ross Jenkins 19-31-1-184. New Mexico State-Manley, Andrew 20-40-2-216. **RECEIVING:** Louisiana Tech-Richie Casey 4-47; Phillip Livas 4-29; Lyle Fitte 3-8; Andrew Guillot 2-19; Taulib Ikharo 2-11; Jacarri Jackson 1-41; Ray Holley 1-22; Lennon Creer 1-4; Quinn Giles 1-3. New Mexico State-Allen, Marcus 7-80; Nelson, Kyle 6-47; Lee, Todd 3-73; Roberts, D. 2-18; Clay, Robert 1-3; Rogers, Taveon 1-minus 5. **INTERCEPTIONS:** Louisiana Tech-Chad Boyd 1-30; Javontay Crowe 1-7. New Mexico State-Aoelua, Boyblue 1-41. **FUMBLES:** Louisiana Tech-Myke Compton 1-0; Phillip Livas 1-1. New Mexico State-McIntyre, S. 1-1. **SACKS (UA-A):** Louisiana Tech-Kendrick James 1-0. New Mexico State-None. **TACKLES (UA-A):** Louisiana Tech-Javontay Crowe 6-3; Jay Dudley 5-4; Olajuwon Paige 3-6; Solomon Randle 3-5; Mason Hitt 1-5; Chad Boyd 3-2; Ryan Williams 1-4; Josh Victorian 2-2; Tank Calais 1-3; Randy Grigsby 1-3; Dusty Rust 1-2; Adrien Cole 0-3; Shakeil Lucas 2-0; Jamel Johnson 1-1; Matt Broha 0-2; Kendrick James 1-0; Connor Nichols 1-0; Philip Longino 0-1; Justin Goodman 0-1; IK Enemkpal 0-1; Justin Ellis 0-1; Jonathan Zeno 0-1. New Mexico State-Adolpho, B.J. 4-9; Coleman, Donyae 6-6; Padilla, Frank 4-3; Callender, G. 5-1; Aoelua, Boyblue 2-3; Savage, Donte 2-3; Joyner, Anthony 3-0; Green, Jonte 2-1; Preston, D. 2-1; Fils, Pierre 1-2; House, Davon 2-0; Powell, A. 1-1; Nuimatalolo, D. 0-2; Finau, John 0-2; Warner, Brandon 1-0; Frazier, W. 1-0; Manley, Andrew 1-0; Shook, Kawika 1-0; Smith, Seth 1-0; Diaz, Spencer 0-1; Smith, Josh 0-1.

# 2010 STATISTICS



Louisiana Tech	45	Nov. 27, 2010 Spartan Stadium San Jose, Calif.
San Jose State	38	Att: 8,467 TV: None

**SAN JOSE, Calif.** - Phillip Livas tied an NCAA record and Lennon Creer ran for a career-high 252 yards as Louisiana Tech held on for a 45-38 shootout win at San Jose State Saturday evening.

Livas, who had two returns for a touchdown called back at the same stadium two years ago, ran back a punt 88-yards for a touchdown for his eighth career return for a score, tying a mark set by five other players most recently Clemson's C.J. Spiller (2006-09).

Meanwhile Creer was the workhorse of the Louisiana Tech (5-6, 4-3 WAC) offense, becoming the first LA Tech player since Ryan Moats in 2004 to rush for over 200 yards in a game. With the win, Tech guaranteed a .500 finish or better in conference play for the third time in four years.

Despite Louisiana Tech's pass defense struggling throughout most of the game, it was the secondary that sealed the win. Chad Boyd's interception with Tech up by one score and 12 seconds remaining in the game sealed a shootout win for the Bulldogs. Boyd, who led the Tech defense with seven total tackles over San Jose (1-11, 0-7 WAC), recorded his fourth interception of the season.

Score by Quarters	1	2	3	4	OT	Score	Records
Louisiana Tech	21	10	7	7	-	45	(5-6, 4-3 WAC)
San Jose State	7	14	3	14	-	38	(1-11, 0-7 WAC)

#### Scoring Summary

1st	14:01	LATECH	Lennon Creer 40 yd run (Matt Nelson kick)	3-52	0:59	7-0
	13:13	SJSU	Beauchman 67 yd pass from La Secla (Waid kick)	2-71	0:48	7-7
	09:17	LATECH	Lennon Creer 1 yd run (Matt Nelson kick)	6-66	1:28	14-7
	02:09	LATECH	Ray Holley 4 yd run (Matt Nelson kick)	4-78	1:00	21-7
2nd	10:42	SJSU	Otten, Ryan 4 yd pass from La Secla (Waid kick)	12-80	5:28	21-14
	06:17	LATECH	Matt Nelson 33 yd field goal	14-55	4:25	24-14
	03:24	LATECH	Lennon Creer 4 yd run (Matt Nelson kick)	6-33	1:49	31-14
	00:48	SJSU	Beauchman 10 yd pass from La Secla (Waid kick)	4-34	0:19	31-21
3rd	12:26	SJSU	Waid, Harrison 34 yd field goal	6-48	2:34	31-24
	04:41	LATECH	Phillip Livas 88 yd punt return (Matt Nelson kick)			38-24
4th	07:32	SJSU	Otten, Ryan 18 yd pass from La Secla (Waid kick)	9-68	2:06	38-31
	03:17	LATECH	Ross Jenkins 6 yd run (Matt Nelson kick)	12-70	4:15	45-31
	02:09	SJSU	Beauchman 3 yd pass from La Secla (Waid kick)	6-38	1:08	45-38

	LATECH	SJSU
FIRST DOWNS	25	25
RUSHES-YARDS (NET)	61-374	23-26
PASSING YDS (NET)	105	496
Passes Att-Comp-Int	29-13-2	65-35-3
TOTAL OFFENSE PLAYS-YARDS	90-479	88-522
Fumble Returns-Yards	0-0	0-0
Punt Returns-Yards	3-103	3-1
Kickoff Returns-Yards	5-117	7-199
Interception Returns-Yards	3-18	2-31
Punts (Number-Avg)	8-44.9	9-44.9
Fumbles-Lost	1-1	2-1
Penalties-Yards	2-15	7-60
Possession Time	29:27	30:33
Third-Down Conversions	7 of 17	5 of 17
Fourth-Down Conversions	1 of 1	1 of 1
Red-Zone Scores-Chances	5-6	5-6
Sacks By: Number-Yards	3-16	2-5



**RUSHING:** Louisiana Tech-Lennon Creer 30-252; Ray Holley 13-58; Ross Jenkins 11-39; Phillip Livas 5-22; Myke Compton 1-4; TEAM 1-minus 1. San Jose State-Hunsucker, Domi 5-20; Rutley, Brandon 9-13; Harrison, Josh 2-7; Nunn, Kyle 1-0; La Secla, Jorda 6-minus 14. **PASSING:** Louisiana Tech-Ross Jenkins 13-29-2-105. San Jose State-La Secla, Jorda 35-65-3-496. **RECEIVING:** Louisiana Tech-Taulib Ikhara 3-27; Lennon Creer 3-25; Richie Casey 3-9; Andrew Guillot 2-11; Phillip Livas 1-26; Lyle Fitte 1-7. San Jose State-Beauchman, Jala 9-178; Otten, Ryan 6-120; Jones, Chandler 6-33; Grigsby, Noel 5-45; Rutley, Brandon 3-45; Nunn, Kyle 3-40; Harrison, Josh 1-19; Hunsucker, Domi 1-11; Driver, Brandon 1-5. **INTERCEPTIONS:** Louisiana Tech-Ryan Williams 2-18; Chad Boyd 1-0. San Jose State-Hill, Chris 1-31; Germany, Alex 1-0. **FUMBLES:** Louisiana Tech-Lennon Creer 1-1. San Jose State-La Secla, Jorda 2-1. **SACKS (UA-A):** Louisiana Tech-Christian Lacey 1-0; Matt Broha 1-0; Mason Hitt 1-0. San Jose State-Johnson, Travis 2-0. **TACKLES (UA-A):** Louisiana Tech-Solomon Randle 6-1; Chad Boyd 6-1; Ryan Williams 6-0; Javontay Crowe 5-0; Dusty Rust 4-1; Matt Broha 3-2; Justin Goodman 4-0; Olajuwon Paige 4-0; Mason Hitt 3-1; Myke Compton 3-0; Tank Calais 1-2; Jonathan Zeno 2-0; Josh Victorian 2-0; Roosevelt Falls 1-0; Christian Lacey 1-0; Jay Dudley 1-0; Quinn Giles 1-0; Jordan Mills 1-0; Shakeil Lucas 1-0; Jamel Johnson 0-1; Zachary Voss 0-1; Adam Hymel 0-1; Rufus Porter 0-1. San Jose State-Smith, Keith 6-7; Thompson, Peyto 7-4; Johnson, Travis 5-6; Orth, James 6-4; Benwikere, Bene 6-3; Germany, Alex 4-4; Garcia, Pablo 2-3; Tuipulotu, Tiuk 1-4; Yell, Ronnie 3-0; Abbott, Vincent 1-2; Buhagiar, Vince 2-0; Vae, Foloi 2-0; Driver, Brandon 1-1; Jones, Chandler 1-1; Lousi, Cedric 1-1; Hill, Chris 1-1; Watson, Ja'Rodd 1-1; Moeaki, Andrew 1-0; Newsome, Devin 1-0; Otten, Ryan 1-0; Waid, Harrison 0-1; Brown, Keenan 0-1.