

JOE AILLET STADIUM

Joe Aillet Stadium has been home to Louisiana Tech football for the past 40 years as Bulldog fans have watched legends such as Terry Bradshaw, Roger Carr, Fred Dean, Pat Tilley, Matt Dunigan, William Roaf, Troy Edwards and Tim Rattay all don the Tech red and blue.

Opened in 1968 at a capacity of 23,000, Joe Aillet Stadium – which wasn't given its current name until Nov. 11, 1972, when it was dedicated in honor of the former Tech coaching legend – has proven instrumental in some of the biggest wins in the program's 100-plus year history.

The facility was upgraded in 1985 when a luxury sky box was added to the press box and again in 1989, when an additional 7,600 seats were added, increasing the seating capacity to 30,600.

In the summer of 2006 Joe Aillet Stadium received a new surface as FieldTurf Mono – which is considered the top of the line artificial turf – was installed by FieldTurf Tarkett. In the summer of 2008, that turf was replaced with a new version to include the athletic department's new logo.

A brand new, state-of-the-art videoboard was installed in the north end zone in time for the 2009 season, a \$2 million addition to the facility. Built by Daktronics, the national leader in scoreboard and videoboard manufacturers, it is 25' x 45' and can show one display or be split into multiple replays. In addition, the south end zone received a brand new LED scoreboard that all fans can easily see during the day or at night.

The stadium's namesake – Joe Aillet is now a member of the Louisiana Tech Athletics Hall of Fame and the National Football Foundation College Football Hall of Fame – guided his Tech teams to a 151-86-8 record and nine conference championships from 1940-1966. The winning tradition Aillet established during his days of coaching at Louisiana Tech has continued as the Bulldogs have posted 10 perfect seasons in the facility's history.

From the first game ever played in the stadium, a 35-7 win over East Carolina on Sept. 28, 1968, to a 22-14 victory over SEC foe Mississippi State in 2008, Joe Aillet Stadium been the site of some of the most magical moments in Louisiana Tech football history.

Joe Aillet Stadium has proven to be a tough place for opposing teams to play for almost four decades. Over the course of the stadium's history, Tech has dominated opponents as the

All-Time Record: 127-50-2

First Game: Sept. 28, 1968, vs. East Carolina (Tech 35, ECU 7)

First Touchdown: Buster Herren (Tech) 2-yard run (6:20, second quarter vs. East Carolina, Sept. 28, 1968)

First Touchdown Pass: Buster Herren (Tech) 5-yard pass from Terry Bradshaw (10:16, third quarter vs. East Carolina, Sept. 28, 1968)

Longest Winning Streak: 18, from final game in 1971 (Tech 23, UL Monroe 0) to fifth game in 1975 (Tech 49, Tennessee-Chattanooga 20); 18, from 1989 (Tech 42, Northern Illinois 21) to second game in 1993 (Tech 17, Northern Illinois 16)

Longest Losing Streak: 3, final three home games of 1970

Most Points Scored By Tech: 77, Nov. 15, 1969 (Tech 77, Lamar 40) and Sept. 19, 1998 (Tech 77, UL Lafayette 14)

Most Points Scored By Opponent: 64, Sept. 5, 1998 (UCF 64, Tech 30)

Largest Margin of Victory: 63 vs. UL Lafayette, Sept. 19, 1998 (Tech 77, ULL 14)

Largest Margin of Defeat: 42 vs. Nevada, Nov. 18, 2006 (Nevada 42, Tech 0)

Current Win Streak: 1 (Won last home game against San Jose State, 55-20, on Dec. 5, 2009)

- Alcoholic beverages at Joe Aillet Stadium are prohibited by state law.
- Concessions are located in six convenient areas.
- Refreshment stands are on both the east and west sides of the stadium.
- First aid is available for fans at Joe Aillet Stadium. The stations are located behind Section O on the east side and Section E on the west side.
- Handicapped accessible areas are available on both sides of the stadium. Accommodations for wheelchairs on the east side are between Sections K and KK and at the 50-yard line between Sections O and OO. On the west side, the area is located between Sections I and II.
- Ice chests and/or coolers are not permitted inside the stadium at any time as well as any outside food or drink.
- Public telephones are located on both the east and west sides of the stadium near the restrooms.
- Lost and found is located at the first aid stations on either side of the stadium. Lost items should be turned in and can be claimed in the two locations. Following games, items will be taken to the Tech Athletics Facilities Office located in the Thomas Assembly Center.
- Public address system is for official use only. No special announcements will be made over the PA system. Emergency situations can be reported to the security personnel at the entrance to the press box located on the west side of the stadium, and an announcement will be made if needed.
- Restrooms are located on both the east and west sides of the stadium near the concession areas behind Section O and E.
- Tickets for upcoming games at Joe Aillet Stadium can be purchased at the gate on the day of the game, obtained by contacting the Tech Athletic Ticket Office located in the Thomas Assembly Center at (318) 257-3631 or by stopping by between the hours of 8:30 a.m. to noon and 1-5 p.m., Monday through Friday. The ticket office is also open on game day for advance sales.
- Ushers and security personnel are located at various areas within the stadium. There are no ushers in the general admission seating sections located on the east side.
- Joe Aillet Stadium is a smoke-free facility.

127-50-2 record indicates, a winning percentage of 71.8 percent. Since Tech moved up to Division I-A in 1989, the Bulldogs have registered a mark of 65-24 at Joe Aillet Stadium, a winning percentage of about 73.0 percent.

In that inaugural game against East Carolina at Joe Aillet Stadium, a young quarterback named Terry Bradshaw guided the Bulldogs to the victory as Tech fullback Buster Herren scored the first touchdown ever at the stadium on a two-yard run with 6:20 remaining in the second quarter. It was just the first of many memorable moments for Tech fans in Ruston.

Coaching Records at Joe Aillet Stadium

	G	W	L	T	Pct.
Maxie Lambright (1968-78)	49	37	11	1	.755
Larry Beightol (1979)	3	1	2	0	.333
Pat Patterson (1979)	1	1	0	0	1.000
Billy Brewer (1980-82)	14	9	4	1	.643
A. L. Williams (1983-86)	17	11	6	0	.647
Carl Torbush (1987)	3	1	2	0	.333
Joe Raymond Peace (1988-95)	32	24	8	0	.750
Gary Crowton (1996-98)	13	11	2	0	.846
Jack Bicknell (1999-2006)	31	20	11	0	.645
Derek Dooley (2007-2009)	16	12	4	0	.750
Total	179	127	50	2	.718

On two different occasions over the past 40 years, Tech has registered streaks of 18 straight wins at Joe Aillet Stadium.

The first such streak started with a 23-0 win over UL-Monroe in the final game of the 1971 season and ended with a 49-20 win over Tennessee-Chattanooga in the fifth game of the

1975 season. That run by coach Maxie Lambright's teams included two small college and one Division II national championship seasons.

During the late '80s and early '90s, the Bulldogs won their first 18 home games after joining the Division I-A ranks. Tech defeated Northern Illinois 42-21 in the first home game of the 1989 season to begin the streak with the last of the 18 wins being a 17-16 victory over Northern Illinois in 1993.

Included in that string of wins was a 31-30 victory over Colorado State on Nov. 17, 1990, that catapulted the Bulldogs into the 1990 Independence Bowl. Tech trailed 30-14 late in the third quarter before scoring 17 unanswered points, capped by Gene Johnson's 16-yard touchdown pass to Bobby Slaughter with 2:14 to play. The Bulldog defense held the Rams to four and out on their final possession as a wild celebration ensued, which ultimately ended in the goalposts in the south end zone being torn down by Tech fans.

One of the biggest individual matchups in the stadium's history came on Sept. 5,



1998, when two future NFL quarterbacks squared off as Central Florida's Daunte Culpepper led his team to a 64-30 win over Tech's Tim Rattay and the Bulldogs. Culpepper passed for 370 yards and four scores while rushing for 69 yards and two more touchdowns while Rattay passed for 524 yards and three touchdowns.

The 2000 season saw a milestone reached at Joe Aillet Stadium as the Bulldogs under head coach Jack Bicknell recorded the 100th win in the facility's history. True freshman quarterback Luke McCown tied an NCAA Division I freshman record by tossing six touchdowns in the milestone 48-14 victory over UL-Lafayette on Oct. 14, 2000.

Joe Aillet Stadium hosted its first nationally televised game on Dec. 5, 2002, when ESPN came to town to produce Louisiana Tech's game against Fresno State. Although Tech fell in the contest, it was another milestone for the program and the facility it has called home.

The 2004 season opened with another nationally televised home game, as the Bulldogs defeated Nevada 38-21 Sept. 6 on ESPN2. This was just a preview of things to come during the season at Joe Aillet Stadium.

Less than one month later, Tech fans were able to witness one of the greatest games in Joe Aillet Stadium history, as Louisiana Tech downed No. 17 Fresno State 28-21 on Oct. 2. Tech trailed 13-0 early in the second quarter before running back Ryan Moats and the Bulldog defense turned up their level of play. Moats rushed for 236 yards and four scores, including the game-winner with just under four minutes to play, which was set up by an interception deep in Fresno State territory.

The win was sealed when Tramon Williams intercepted Paul Pinegar with less than :30 remaining, starting a wild celebration that saw the goalposts in both end zones torn down.

These games and many more are what have made Tech fans the real winners over the years.

As the warm fall evenings approach and another year of Bulldog football begins, Joe Aillet Stadium will once again host some of the best college football the nation has to offer.



SPIRIT OF '88

At the south end of Joe Aillet Stadium stands a bronze Bulldog statue named the Spirit of '88.

The statue commemorates the 1988 Bulldog football team which blazed the path into Division I-A football for Louisiana Tech.

That 1988 team had to endure one of the most difficult schedules in school history. In what was the nation's 11th toughest schedule that year, the Bulldogs faced five I-A bowl teams including Houston, Florida State and Texas A&M.

The results were as expected: losses like 60-0, 56-17 and 66-3 ... but as a team, the Bulldogs grew. Those experiences likely played a key role in Tech finishing 5-4-1 the following year, its first in I-A, and 8-3-1 in 1990's Independence Bowl season.

The statue, which every Tech player touches as he walks down the ramp before every home game, also brought good fortune to the Bulldogs at home. On Oct. 14, 1989, when it was unveiled, Tech proceeded to pummel a very good Northern Illinois team, 42-21. That was just the start of one of the best runs in Tech football history.

Over the next four-plus seasons, home games were few and far between, but each one resulted in a win. The Bulldogs eventually reeled off 18 consecutive home victories, tying the all-time stadium record set by head coach Maxie Lambright's great teams of the early 1970s.

Some wins have been more magical than

others. The endings to three of the biggest wins in school history have taken place in the south end zone ... almost as if the Spirit of '88 has played an integral role.

In only Louisiana Tech's second season in the Division I-A ranks, the Bulldogs trailed Colorado State 30-14 late in the third quarter and their bowl hopes looked bleak. However, 17 unanswered points later, Tech had rallied for a 31-30 win over the bowl-bound Rams to earn their own Independence Bowl berth.

The winning touchdown pass from Gene Johnson to Bobby Slaughter in the final minutes came fittingly in the south end zone, just in front of the Spirit of '88.

Eleven years later, Tech clinched a share of its first Western Athletic Conference title with a 48-42 win over Boise State at Joe Aillet Stadium. With the Broncos driving towards what looked like a game-winning score late in the contest, the Spirit of '88 magic struck once again.

Ryan Dinwiddie's potential game-winning touchdown pass bounced off the helmet of a Tech defender and high into the air before Bulldog defensive lineman Brandon Avance plucked it out of the air, giving Tech the victory.

Some might say it's a coincidence that the two biggest wins in the program's Division I-A history had been decided in the south end zone under the watchful eyes of the Spirit of '88.

However, the third time proved it was more than just chance.

On a warm Oct. 2 evening in 2004, Louisiana Tech found itself trailing No. 17 ranked Fresno State 21-20 late in the fourth quarter. Fresno State had the football and the momentum, trying to move out of its own end zone – the south end zone – against a Tech defense and its 12th man, or should we say Dawg.

On third down Fresno State quarterback Paul Pinegar was intercepted by Byron Santiago who returned the football down to the 16-yard line.

Two plays later, Ryan Moats gave Tech a 28-21 lead and the eventual win as he rushed eight yards to the right corner of the south end zone. The Bulldogs had defeated the 17th-ranked team in the nation.

A Joe Aillet Stadium crowd of almost 20,000 celebrated wildly with the Tech players, coaches and the Spirit of '88.

Some may say the powers of that bronze Bulldog are a fluke. Tech fans won't agree. The numbers say 65 wins and just 24 losses since the Spirit of '88 was unveiled.

So fluke or not, the Bulldogs will continue to touch it each home game and hope the wins continue.

SERIES RECORDS AT JOE AILLET STADIUM

Abilene Christian	1-0
Akron	1-0
UAB	2-0
Arkansas State	10-4
Ball State	1-0
Boise State	2-4
Bowling Green	1-0
UCF	0-3
Central Arkansas	1-0
Central Michigan	1-0
Colorado State	1-0
Delaware	0-1
East Carolina	1-0
Eastern Michigan	3-0
East Tennessee State	2-0
Fresno State	2-2
Hawaii	2-2
Houston	1-0
Idaho	1-1
Illinois State	1-0
Lamar	8-1
UL-Lafayette	12-3-2
UL-Monroe	10-4
McNeese State	6-5
Middle Tennessee	2-0
Mississippi State	1-0
Mississippi Valley St.	2-0
Montana	1-0
Nevada	2-3
UNLV	0-1
New Mexico State	4-0
Nicholls State	4-0
North Texas	3-1
Northern Arizona	1-0
Northern Illinois	3-0
Northwestern State	1-0
Rice	1-1
Sam Houston	1-0
San Jose State	4-1
South Carolina State	1-0
Southeastern La.	5-1
Southern Illinois	1-0
Southern Methodist	1-0
Southern Mississippi	2-4
SW Missouri State	0-1
Stephen F. Austin	1-1
Tampa	0-1
Tenn.-Chattanooga	3-1
Texas-Arlington	4-2
Toledo	1-0
Tulsa	2-0
Utah State	2-1
UTEP	2-1
Western Illinois	2-0
West Texas State	2-0

Joe Aillet Stadium Facts

Capacity: 30,600

Largest Crowd: 28,714, Tech defeated UL-Monroe 17-16 on Sept. 13, 1997

All-Time Record: 127-50-2

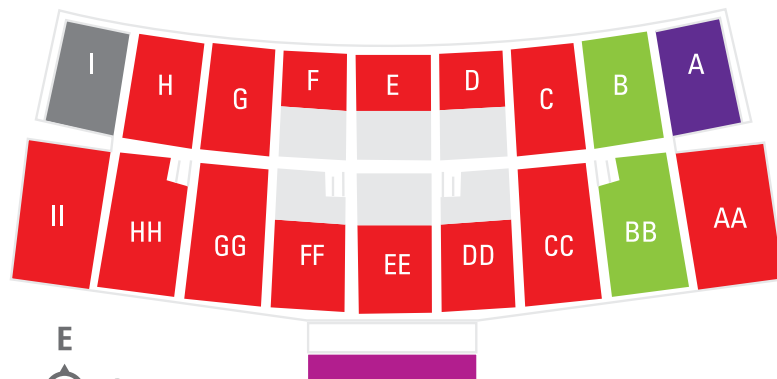
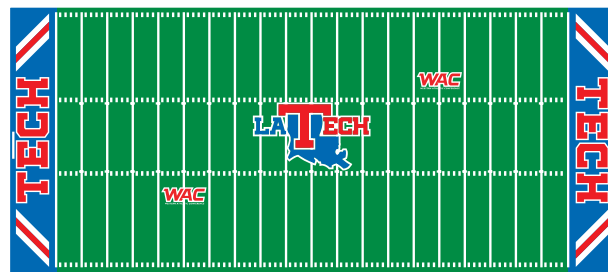
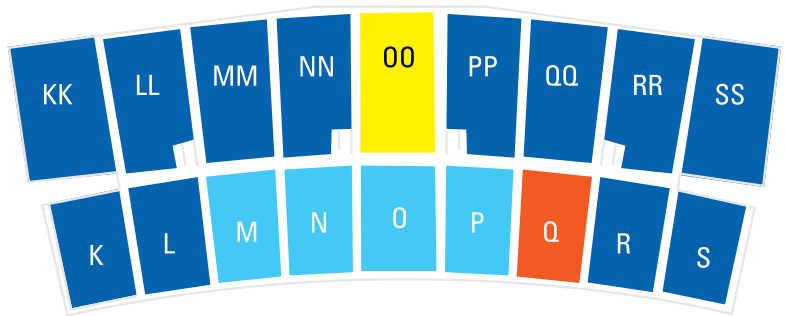
Playing Surface: FieldTurf Mono

Lighting: Eight banks of lights with 1,500-watt metal halite bulbs in the middle and incandescent bulbs on the outside of each set suspended on poles 150 feet above the field's surface.

Scoreboards: A newly-installed Daktronics light emitting diode (LED) video and scoreboard system measuring 25 feet tall by 45 feet wide at the north end of Joe Aillet Stadium. The videoboard can operate as a single giant display or can be divided into multiple zones to show a wide variety of statistics, information, graphics, animation and live and recorded video. A custom LED scoreboard also adds to the exciting game-day environment at the opposite end of the stadium. The scoreboard at the north end also includes a custom sound system, which delivers pounding bass energy, smooth mid and high range frequencies and high impact entertainment.

Press Box: A three-level structure with 67 seats on two seating platforms for the print media on the lower level, and eight radio/scouting booths and camera deck on the second level. Facility includes concessions service and lavatories. Levels one and two are served by a private elevator.

Skybox: Located on the third level of the press box, it features plush theater-type seating for more than 200 fans. Fully air-conditioned and heated, it is accessible by private elevator. Has two kitchen areas and lavatories. Guests are provided parking downstairs and are served a delicious catered meal.



INDEPENDENCE STADIUM

Independence Stadium and Louisiana Tech have a long, successful history together as the Bulldogs have played 70 games in Shreveport, including four trips to the Independence Bowl.

All-time the Bulldogs are 45-22-3 (.643) in games played in Independence Stadium.

Northwestern State is the most common opponent for Tech in Shreveport as the two programs met 48 times with the Bulldogs claiming a 34-12-2 mark in those games. The Bulldogs defeated the Demons 24-0 in their first game ever played in Shreveport in 1916.

Although the majority of the games that Tech has played in Shreveport came during the old State Fair Games against Northwestern State, starting in the late '30s and ending in the late '80s, Tech has played some other big-time college football games at the site.

In the last two decades, Louisiana Tech has faced Northern Illinois (2008), Houston (1988), Maryland (1990), Baylor (1996), California (1997), Texas A&M (1999), Oklahoma State (2002) and Miami (2003) at Independence Stadium. Thrilling last-minute victories against California (41-34) and Oklahoma State (39-36) highlight the Bulldogs' successful history in Shreveport.

In all, Tech has played 19 different teams at Independence Stadium, and the Bulldogs have appeared in four Independence Bowls, beating Louisville 24-14 in 1977, losing 35-13 to East Carolina in 1978, tying Maryland 34-34 in 1990 and defeating Northern Illinois 17-10 in 2008.

Louisiana Tech opened the 2003 season at Independence Stadium as the Bulldogs played host to five-time national champion Miami on Aug. 28, 2003, in a nationally televised game on ESPN, which saw a Louisiana Tech regular season home attendance record of 43,279.

Series Record Against Teams In Shreveport

(45-22-3)

vs. Northwestern State	34-12-2	vs. Northern Illinois	1-0-0
vs. Baylor	0-2-0	vs. Oklahoma State	1-0-0
vs. North Texas	0-2-0	vs. Southern Methodist	1-0-0
vs. California	1-0-0	vs. Southern Mississippi	0-1-0
vs. Cal. State-Sacramento	1-0-0	vs. Texas A&M	0-1-0
vs. East Carolina	0-1-0	vs. Tulsa	2-0-0
vs. Houston	0-1-0	vs. Union College	0-1-0
vs. Louisville	1-0-0	vs. UTEP	1-0-0
vs. Maryland	0-0-1	vs. Waco Air Force Base	1-0-0
vs. Miami	0-1-0		

ALL-TIME RESULTS AT INDEPENDENCE STADIUM

Year	Opponent	Result
1916	Northwestern State	W, 24-0
1928	Union (Tenn.)	L, 28-0
1937	Northwestern State	W, 14-0
1938	Northwestern State	L, 7-6
1939	Northwestern State	L, 26-0
1940	Northwestern State	L, 13-0
1941	Northwestern State	W, 10-0
1942	Waco Army Air Base	W, 45-0
	Northwestern State	L, 10-6
1946	Northwestern State	W, 14-7
1947	Northwestern State	W, 24-0
1948	Northwestern State	W, 10-7
1949	Northwestern State	W, 28-21
1950	Northwestern State	W, 15-7
1951	Northwestern State	W, 21-6
1952	Northwestern State	W, 22-0
1953	Northwestern State	L, 15-7
1954	Northwestern State	W, 13-6
1955	Northwestern State	W, 21-20
1956	Northwestern State	T, 0-0
1957	Northwestern State	W, 20-13
1958	Northwestern State	L, 18-14
1960	Northwestern State	W, 27-14
1961	Northwestern State	L, 19-7
1962	Northwestern State	L, 19-2
1963	Northwestern State	W, 27-13
1964	Northwestern State	W, 16-7
1965	Northwestern State	W, 42-14
1966	Northwestern State	L, 28-7
1967	Northwestern State	L, 7-0
	Southern Miss.	L, 58-7
1968	Northwestern State	W, 42-39
1969	Northwestern State	W, 42-21
1970	Northwestern State	L, 20-17
1971	Northwestern State	W, 33-21
1972	Northwestern State	W, 20-16
1973	Northwestern State	W, 26-7
1974	Northwestern State	W, 34-0
1975	Northwestern State	W, 41-14
1976	Northwestern State	W, 35-6
1977	Cal. St.-Sac.	W, 56-0
	Northwestern State	W, 30-8
	Louisville ^{1B}	W, 24-14
1978	Northwestern State	W, 45-20
	North Texas State	L, 16-14
	East Carolina ^{1B}	L, 35-14
1979	Northwestern State	L, 25-21
	North Texas	L, 19-17
1980	Northwestern State	W, 27-23
1981	Baylor	L, 28-21
	Northwestern State	W, 37-33
1982	Northwestern State	W, 33-0
1983	Northwestern State	W, 21-10
1984	Northwestern State	W, 5-0
1985	Northwestern State	W, 33-17
1986	Northwestern State	T, 13-13
1987	Northwestern State	W, 23-0
1988	Houston	L, 60-0
1990	Maryland ^{1B}	T, 34-34
1995	Tulsa	W, 27-23
1996	Baylor	L, 24-16
1997	California	W, 41-34
1999	Texas A&M	L, 37-17
2001	SMU	W, 36-6
2002	Oklahoma State	W, 39-36
	UTEP	W, 38-24
2003	Miami	L, 48-9
2004	Tulsa	W, 38-21
2008	Northern Illinois ^{1B}	W, 17-10

^{1B} - Independence Bowl

Stadium Facts

Capacity: 50,459

Largest Crowds at a Louisiana Tech

Game: Dec. 15, 1990 as 48,325 saw

Tech and Maryland tie 34-34 (1990

Independence Bowl); Aug. 28, 2003,

43,279 saw Tech fall to No. 3 Miami 48-9

(regular season).

All-Time Record: 45-22-3

Playing Surface: AstroPlay

Press Box: A two-level structure with

ample seating on two seating plat-forms

for the print media with four radio/scout-

ing booths and camera deck. Facilities

include concession service and lavato-

ries. The press box is serviced by an

elevator.

Stadium Information

- Will Call is located at the ticket booths on the north end of Independence Stadium outside of Gate #7.
- No Pass Out Rule exists at Independence Stadium. Under no circumstances will you be allowed to leave Independence Stadium and re-enter.
- Concessions are located in convenient areas throughout Independence Stadium.
- Smoking is allowed in the stands of Independence Stadium. Please respect the ticket holders around you and move to the concourse to smoke.
- Handicapped assistance is available for sections A-F and AA-FF.
- Ice chests and/or coolers are not permitted inside the stadium at any time as well as any outside food or drink.
- Lost and found is located on the west (press box) side of Independence Stadium in the EMS/Police buses located adjacent to the elevator.

LA TECH

OUTLOOK

COACHES

BULLDOGS

STADIUM

WAC

OPPONENTS

REVIEW

RECORDS

HISTORY

UNIVERSITY

MEDIA

The WAC champion will receive an automatic berth in one of the five BCS bowl games if ranked in the top 12 of the BCS Standings (and is the highest ranked team from a conference without an automatic bid) or if ranked in the top 16 of the BCS Standings and its ranking is higher than that of a champion of a conference that has an annual automatic berth in one of the BCS bowls. The BCS Standings are determined by a formula involving polls and computer rankings. This year's National Championship Game will be played in Glendale, Ariz. on Jan. 10, 2011.

NEW MEXICO BOWL

The fifth annual New Mexico Bowl will be contested in Albuquerque, N.M., on Dec. 18 (ESPN). The bowl will feature a WAC team against a team from the Mountain West Conference. Last year, Fresno State took a 28-17 in the fourth quarter, but lost 35-28 to Wyoming in double overtime.

SHERATON HAWAII BOWL

The ninth Sheraton Hawai'i Bowl will be played in Honolulu, Hawaii, on Dec. 24 (ESPN). The game will select a WAC team and will match it against a Conference USA opponent. Last year, Nevada made its second appearance in the bowl game losing 45-10 to SMU.

UDROVE HUMANITARIAN BOWL

The 14th uDrove Humanitarian Bowl will be contested in Boise, Idaho, on Dec. 18 (ESPN). The Bowl will select a WAC team and will match it against a team from the MAC. Last year, Idaho received its second invite to the bowl. The Vandals beat Bowling Green, 43-42, after scoring a touchdown and going for two with four seconds left in the game.

KRAFT FIGHT HUNGER BOWL

The ninth Kraft Fight Hunger Bowl (formerly Emerald Bowl) will be played at AT&T Park in San Francisco, Calif., on Jan. 9, 2011. The WAC will make its first appearance in the bowl game and will be paired against a team from the Pac-10.

SAN DIEGO COUNTY CREDIT UNION POINSETTIA BOWL

The WAC has a secondary tie-in with the San Diego County Credit Union Poinsettia Bowl. The agreement stipulates that if Navy is not bowl eligible in 2010, the bowl will select a school from the WAC. The opponent would be a team from the Mountain West and the game will be played on Dec. 23 (ESPN).

BOWL CHAMPIONSHIP SERIES



Bowl	Matchup	Location	Date/Time	Network
New Mexico	Mountain West vs. WAC	Albuquerque, N.M.	Dec. 18, 2 p.m.	ESPN
uDrove Humanitarian	MAC vs. WAC	Boise, Idaho	Dec. 18, 5:30 p.m.	ESPN
R+L Carriers New Orleans	C-USA vs. Sun Belt	New Orleans, La.	Dec. 18, 9 p.m.	ESPN
Beef 'O' Brady's St. Petersburg	Big East vs. C-USA	St. Petersburg, Fla.	Dec. 21, 8 p.m.	ESPN
MAACO Las Vegas	Mountain West vs. Pac-10	Las Vegas, Nev.	Dec. 22, 8 p.m.	ESPN
S.D. County Credit Union Poinsettia	Mountain West vs. Navy	San Diego, Calif.	Dec. 23, 8 p.m.	ESPN
Sheraton Hawaii	C-USA vs. WAC	Honolulu, Hawai'i	Dec. 24, 8 p.m.	ESPN
Little Caesars	Big Ten vs. MAC	Detroit, Mich.	Dec. 26, 8:30 p.m.	ESPN
AdvoCare V100 Independence	ACC vs. Mountain West	Shreveport, La.	Dec. 27, 5 p.m.	TBD
Champs Sports	ACC vs. Big East	Orlando, Fla.	Dec. 28, 6:30 p.m.	ESPN
Insight	Big Ten vs. Big 12	Tempe, Ariz.	Dec. 28, 10 p.m.	ESPN
EagleBank	ACC vs. C-USA	Washington, D.C.	Dec. 29, 2:30 p.m.	ESPN
Texas	Big Ten vs. Big 12	Houston, Texas	Dec. 29, 6 p.m.	ESPN
Valero Alamo	Big 12 vs. Pac-10	San Antonio, Texas	Dec. 29, 9:15 p.m.	ESPN
Bell Helicopter Armed Forces	C-USA vs. Mountain West	Fort Worth, Texas	Dec. 30, Noon	ESPN
New Era Pinstripe	Big 12 vs. Big East	Bronx, N.Y.	Dec. 30, 3:20 p.m.	ESPN
Franklin American Mortgage Music City	ACC vs. SEC	Nashville, Tenn.	Dec. 30, 6:40 p.m.	ESPN
Bridgepoint Education Holiday	Big 12 vs. Pac-10	San Diego, Calif.	Dec. 30, 10 p.m.	ESPN
Meineke Car Care	ACC vs. Big East	Charlotte, N.C.	Dec. 31, Noon	ESPN
Hyundai Sun	ACC vs. Pac-10	El Paso, Texas	Dec. 31, 2 p.m.	CBS
AutoZone Liberty	C-USA vs. SEC	Memphis, Tenn.	Dec. 31, 3:30 p.m.	ESPN
Chick-fil-A	ACC vs. SEC	Atlanta, Ga.	Dec. 31, TBD	TBD
Dallas Football Classic	Big Ten vs. Big 12	Dallas, Texas	Jan. 1, Noon	ESPNU
Outback	Big Ten vs. SEC	Tampa, Fla.	Jan. 1, 1 p.m.	ABC
Capital One	Big Ten vs. SEC	Orlando, Fla.	Jan. 1, 1 p.m.	ESPN
Gator	Big Ten vs. SEC	Jacksonville, Fla.	Jan. 1, 1:30 p.m.	ESPN2
Rose Bowl Game	BCS vs. BCS	Pasadena, Calif.	Jan. 1, 5 p.m.	ESPN
Tostitos Fiesta	BCS vs. BCS	Glendale, Ariz.	Jan. 1, 8:30 p.m.	ESPN
Orange	BCS vs. BCS	Miami	Jan. 3, 8:30 p.m.	ESPN
Allstate Sugar	BCS vs. BCS	New Orleans, La.	Jan. 4, 8:30 p.m.	ESPN
GMAC	MAC vs. Sun Belt	Mobile, Ala.	Jan. 6, 8 p.m.	ESPN
AT&T Cotton	Big 12 vs. SEC	Arlington, Texas	Jan. 7, 8 p.m.	FOX
Papajohns.com	Big East vs. SEC	Birmingham, Ala.	Jan. 8, Noon	ESPN
Kraft Fight Hunger	Pac-10 vs. WAC	San Francisco, Calif.	Jan. 9, 9 p.m.	ESPN
Tostitos BCS Championship	BCS No. 1 vs. BCS No. 2	Glendale, Ariz.	Jan. 10, 8:30 p.m.	ESPN

All Times Eastern.

WAC

WESTERN ATHLETIC CONFERENCE

In its nearly 50 years of existence, the Western Athletic Conference continues to evolve and feature some of the nation's best intercollegiate competition. One thing that remains unchanged is the persistent nature of the nine schools in the WAC to advance their programs to contend at the top levels of the NCAA.

The WAC provides its student-athletes the chance to travel to scenic destinations and gain exposure in some of the nation's most diverse markets. In addition, the WAC's student-athletes work to achieve the highest levels of success with the academic support of their respective institutions.

The WAC has experienced tremendous success. The WAC has sent a total of 31 teams to bowl games since 2001, including more than half of its teams in 2008 with a record-tying five teams. Boise State has won 102 football games since joining the conference, the most in the nation during that time span (2001-09). The conference has sent teams to BCS bowl games in three of the last four seasons as Boise State made a repeat appearance with a victory in the Tostitos Fiesta Bowl this past year following Hawai'i's 2008 Sugar Bowl and Boise State's unforgettable victory in the 2007 Fiesta Bowl. In men's basketball, the WAC has sent at least two teams to the NCAA Tournament in 24 of the past 27 seasons. Every current school in the WAC has competed in the NCAA Tournament since 1990. In baseball, the WAC has boasted two national champions since 2003 including Fresno State's College World Series victory in 2008. In women's sports, Fresno State softball has competed in every NCAA Tournament ever held while Louisiana Tech basketball has played in all but three. In 2009, Hawai'i made its fourth trip to the NCAA Volleyball Final Four since 2000.

Current WAC alums have made their presence felt as well. David Carr (Fresno State) was the first player selected in the 2002 NFL Draft. Cheryl Ford (Louisiana Tech) was named the WNBA Rookie of the Year and helped the Detroit Shock win the league's championship in 2003. In 2004, the United States' softball team won the Olympic gold medal with former Fresno State players Laura Berg and Lovie Jung. Jeff Weaver (Fresno State) earned the win in the St. Louis Cardinals' World Series clinching victory in 2006. Quarterback Colt Brennan (Hawai'i) finished third in the 2007 Heisman Trophy voting, and in 2008, Natasha Kai (Hawai'i) helped the United States to a gold medal in soccer at the Olympics in Beijing.

In 2001, the WAC partnered with ESPN for coverage of football and basketball giving the conference national exposure from one of the most respected broadcast entities in the country. An extension was signed in 2008 that guarantees over 300 regular season WAC contests and 45 championship events will be aired on the ESPN networks through the spring of 2017. The WAC also officially added WAC.tv in 2006 to give fans streaming internet access to many of its post-season championships including volleyball, soccer, swimming and diving, basketball, gymnastics, softball and baseball.

The WAC is the sixth oldest among the nation's 11 Division I-A conferences. Its history traces back to July 27, 1962, when the original six-team league of Arizona, Arizona State, Brigham Young, New Mexico, Utah and Wyoming began competition.

The first championship was held in November 1962, when Arizona won the men's cross country title and New Mexico followed with the first WAC football title. Arizona finished second in the NCAA College World Series and, less than three years later, Arizona State claimed the league's first NCAA title when the Sun Devils won the College World Series trophy. Fresno State was the last WAC school to earn an NCAA team title when it won the College World Series in 2008.

Since 1962, several changes have occurred. UTEP and Colorado State became members in September 1967, while Arizona and Arizona State withdrew on June 30, 1978. The WAC then added San Diego State (1978), Hawai'i (1979) and Air Force (1980). Before 1990, the WAC sponsored championships only in men's sports. However, a merger with the High Country Athletic Conference formed a single conference under one administrative structure, and the 1990-91 athletic year was the first in which both men and women competed under the WAC name. Fresno State was added in 1992, and then in 1996, the women's programs from Air Force and Hawai'i along with six new schools (UNLV, Rice, San Jose State, SMU, TCU and Tulsa) came into the WAC. Air Force, Brigham Young, Colorado State, UNLV, New Mexico, San Diego State, Utah and Wyoming withdrew on June 30, 1999. Nevada (2000), Boise State (2001) and Louisiana Tech (2001) were added while TCU withdrew following the 2000-01 season. The current membership was established on July 1, 2005, when Idaho, New Mexico State and Utah State joined the WAC

2009 ALL-WAC FIRST TEAM

Offense

WR	%Austin Pettis	BSU
WR	Titus Young	BSU
WR	Greg Salas	Hawai'i
TE	Dennis Morris	LA Tech
OL	Nate Potter	BSU
OL	%Andrew Jackson	FSU
OL	*\$John Estes	Hawai'i
OL	%Mike Iupati	Idaho
OL	%Alonzo Durham	Nevada
QB	%Kellen Moore	BSU
RB	Ryan Mathews	FSU
RB	*Vai Taua	Nevada

Defense

DL	*Ryan Winterswyk	BSU
DL	%Chris Carter	FSU
DL	*D'Anthony Smith	LA Tech
DL	%Dontay Moch	Nevada
LB	%Ben Jacobs	FSU
LB	Blaze Soares	Hawai'i
LB	Adrien Cole	LA Tech
LB	Bobby Wagner	USU
DB	*#Kyle Wilson	BSU
DB	#Shiloh Keo	Idaho
DB	Davon House	NMSU
DB	*Duke Ihenacho	SJSU

Specialists

PK	Kevin Goessling	FSU
P	Robert Malone	FSU
ST	Titus Young	BSU

SECOND TEAM

Offense

WR	Seyi Ajirofutu	FSU
WR	Max Komar	Idaho
WR	Brandon Wimberly	Nevada
WR	Kevin Jurovich	SJSU
TE	Virgil Green	Nevada
OL	Kenny Wiggins	FSU
OL	Aaron Kia	Hawai'i
OL	Irv Stevens	Idaho
OL	%Rob McGill	LA Tech
OL	Kenneth Ackerman	Nevada
QB	*Colin Kaepernick	Nevada
RB	Jeremy Avery	BSU
RB	*Daniel Porter	LA Tech
RB	Robert Turbin	USU

Defense

DL	Billy Winn	BSU
DL	Aaron Lavarias	Idaho
DL	*Kevin Basped	Nevada
DL	%Carl Ihenacho	SJSU
LB	Winston Venable	BSU
LB	JoJo Dickson	Idaho
LB	J-M Johnson	Nevada
LB	%Justin Cole	SJSU
DB	%Jeron Johnson	BSU
DB	Lorne Bell	FSU
DB	%Moses Harris	FSU
DB	Jonathon Amaya	Nevada

Specialists

PK	Trey Farquhar	Idaho
P	Philip Zavala	SJSU
ST	*Phillip Livas	LA Tech

*2008 First-Team All-WAC Selection
%2008 Second-Team All-WAC Selection
\$2007 First-Team All-WAC Selection
#2007 Second-Team All-WAC Selection

LA TECH

OUTLOOK

COACHES

BULLDOGS

STADIUM

WAC

OPPONENTS

REVIEW

RECORDS

HISTORY

UNIVERSITY

MEDIA

after Rice, SMU, UTEP and Tulsa withdrew.

The WAC has had just five commissioners in its history. Paul Brechler was named the first leader of the conference and held the position from 1962-1968. He was followed by Wiles Hallock (1968-71), Stan Bates (1971-80), Dr. Joe Kearney (1980-94) and Karl Benson (1994-present).

Presently, the WAC crowns team and individual champions in 19 sports – eight men’s and 11 women’s. For the men, there are championships in baseball, basketball, cross country, football, golf, tennis, indoor track and field and outdoor track and field. Championships for women are held in basketball, cross country, golf, gymnastics, soccer, softball, swimming and diving, tennis, indoor track and field, outdoor track and field and volleyball.

The WAC office has been located in the Denver area since the conference’s inception with the exception of a two-year stay in Phoenix from 1964-66.

2009 Western Athletic Conference Standings

Team	WAC Games					All Games					
	W-L	Pct.	Home	Road	Streak	W-L	Pct.	Home	Road	Neutral	Streak
BSU	8-0	1.000	4-0	4-0	W16	14-0	1.000	7-0	6-0	1-0	W14
Nevada	7-1	.875	4-0	3-1	L1	8-5	.615	5-1	3-3	0-1	L2
FSU	6-2	.750	3-1	3-1	W1	8-5	.615	4-1	4-3	0-1	L1
Idaho	4-4	.500	2-2	2-2	L3	8-5	.615	4-2	3-3	1-0	W1
Hawai'i	3-5	.375	2-2	1-3	W3	6-7	.462	4-3	2-4	0-0	L1
LA Tech	3-5	.375	3-1	0-4	W1	4-8	.333	4-1	0-7	0-0	W1
USU	3-5	.375	2-1	1-4	W1	4-8	.333	3-2	1-6	0-0	W1
NMSU	1-7	.125	1-3	0-4	L6	3-10	.231	2-4	1-6	0-0	L7
SJSU	1-7	.125	1-3	0-4	L1	2-10	.167	2-4	0-6	0-0	L1



KARL BENSON, WAC COMMISSIONER

When Karl Benson was named the fifth commissioner in the history of the Western Athletic Conference on April 20, 1994, he brought with him a wealth of experience and a personal history of success to the position.

Since that time, Benson not only has laid a strong foundation for the WAC’s future, he also steered the conference through unsettled times during the late 1990s and again a few years later when the defection of member institutions threatened the WAC.

Through his leadership and vision, it didn’t take long for the WAC to regain its place among the nation’s top Division I conferences. Benson has spearheaded conference expansion with the additions of Nevada, Boise State and Louisiana Tech earlier this decade and an additional round of expansion with the invitations of New Mexico State, Utah State and Idaho a few years ago.

Nationally, Benson has earned the respect of his peers after serving on the NCAA Management Council from 1999-2002, and a five-year term on the NCAA Men’s Basketball Committee from 2002-06.



Benson hit the ground running when he was hired in 1994 and initiated several programs that improved the conference’s national position in virtually every category. He was instrumental in developing multi-year agreements with the Holiday Bowl, Cotton Bowl, Copper Bowl, Las Vegas Bowl, Silicon Valley Football Classic, GMAC Bowl and currently, the Humanitarian Bowl, Sheraton Hawai’i Bowl, New Mexico Bowl, Poinsettia Bowl and Kraft Fight Hunger Bowl.

In the summer of 2005, he implemented “Play Up” a new marketing campaign to improve the public and private perceptions of the WAC and its members through national, local and regional touch points. The conference officially added WAC.tv prior to the 2006-07 season, giving fans streaming video access to many of the post-season championships of the sports offered by the WAC.

In 1995-96, the WAC signed an exclusive multi-year agreement with ESPN for the unprecedented live telecast of its basketball and football. Included in that deal was a women’s basketball contract, the first in conference history. In 2008, Benson negotiated an extension with ESPN that gives the WAC over 300 regular season contests and 45 championship events that will be aired through the 2016-17 season.

Benson came to the WAC after four successful years as the commissioner of the Mid-American Conference. There, he implemented several innovative projects and was instrumental in the formation of the Las Vegas Bowl.

Prior to taking the reins of the MAC, Benson served on the NCAA staff for more than four years where he was the director of NCAA championships when selected as MAC commissioner.

Benson joined the NCAA staff in January, 1986, as a compliance representative and was appointed assistant director of championships in June, 1987. He was promoted to director of championships in 1988. In that position, Benson actively supervised eight assistant directors in their administration of 68 NCAA championships.

A native of the state of Washington, Benson graduated from high school in Pullman in 1970, attended Spokane Falls Community College and then received a bachelor of science degree in physical education from Boise State University in 1975. He has also completed course work toward his master’s degree in athletics administration at the University of Utah.

Benson played baseball at both Spokane Falls Community College and Boise State University before serving as the baseball coach at Fort Steilacoom Community College in Tacoma, Wash., for eight years and as the director of athletics at Fort Steilacoom from 1979-84. From 1984-86, he was an assistant baseball coach and an administrative assistant in the athletics department at Utah.

He received the Distinguished Alumni Award from Boise State in April of 2006.

Benson was born on December 1, 1951 and has one daughter, Jessie, 18.

2009 TEAM WAC STATISTICS

LA TECH

OUTLOOK

COACHES

BULLDOGS

STADIUM

WAC

OPPONENTS

REVIEW

RECORDS

HISTORY

UNIVERSITY

MEDIA

SCORING OFFENSE	G	TD	FG	XPT	2XP	DXP	Saf	Pts	Avg/G
1. Boise State	14	76	19	66	5	0	1	591	42.2
2. Nevada	13	69	6	61	2	0	0	497	38.2
3. Fresno State	13	56	15	55	1	0	1	440	33.8
4. Idaho	13	55	13	50	3	0	0	425	32.7
5. Louisiana Tech	12	45	12	42	1	0	0	350	29.2
6. Utah State	12	44	13	40	2	0	1	349	29.1
7. Hawai'i	13	37	12	34	0	0	2	296	22.8
8. San Jose State	12	21	7	16	1	0	0	165	13.8
9. New Mexico State	13	18	9	14	0	0	0	149	11.5

PASS DEF. EFFIC.	G	Comp	Att	Int	Pct.	Yds	TD	Effic.
1. Boise State	14	241	439	24	54.9	2518	15	103.4
2. Louisiana Tech	12	203	368	13	55.2	2466	16	118.7
3. New Mexico State	13	195	364	7	53.6	2638	18	126.9
4. Fresno State	13	202	366	8	55.2	2595	24	132.0
5. San Jose State	12	170	289	6	58.8	2205	13	133.6
6. Utah State	12	214	392	12	54.6	2995	28	136.2
7. Hawai'i	13	214	334	12	64.1	2635	16	139.0
8. Idaho	13	292	441	7	66.2	3615	34	157.3
9. Nevada	13	265	431	8	61.5	3871	33	158.5

SACKS AGAINST	G	No.	Yards
1. Boise State	14	5	32
2. Nevada	13	12	100
3. Fresno State	13	21	88
4. New Mexico State	13	23	171
5. Idaho	13	25	147
6. Louisiana Tech	12	27	185
7. Utah State	12	32	213
8. San Jose State	12	34	271
9. Hawai'i	13	36	223

SCORING DEFENSE	G	TD	FG	XPT	2XP	DXP	Saf	Pts	Avg/G
1. Boise State	14	31	7	27	2	0	1	240	17.1
2. Louisiana Tech	12	36	19	32	2	0	0	309	25.8
3. Fresno State	13	47	13	44	2	0	0	369	28.4
4. Nevada	13	49	10	45	1	0	0	371	28.5
5. Hawai'i	13	50	12	45	1	0	0	383	29.5
6. New Mexico State	13	53	13	52	1	0	0	411	31.6
7. Utah State	12	54	9	51	1	0	2	408	34.0
8. San Jose State	12	54	13	51	0	0	0	414	34.5
9. Idaho	13	63	10	54	3	0	0	468	36.0

KICKOFF RETURNS	G	No.	Yards	TD	Avg.
1. Boise State	14	44	1172	2	26.6
2. Nevada	13	47	1112	0	23.7
3. Utah State	12	58	1345	0	23.2
4. Hawai'i	13	67	1518	0	22.7
5. Fresno State	13	51	1094	0	21.5
6. Louisiana Tech	12	60	1261	1	21.0
7. New Mexico State	13	62	1273	0	20.5
8. Idaho	13	62	1270	1	20.5
9. San Jose State	12	64	1184	0	18.5

FIRST DOWNS	G	Rush	Pass	Pen	Total	Avg/G
1. Boise State	14	123	166	22	311	22.2
2. Nevada	13	195	104	11	310	23.8
3. Idaho	13	100	158	29	287	22.1
4. Hawai'i	13	74	189	17	280	21.5
5. Fresno State	13	130	127	18	275	21.2
6. Utah State	12	121	117	17	255	21.2
7. Louisiana Tech	12	123	103	16	242	20.2
8. San Jose State	12	59	108	25	192	16.0
9. New Mexico State	13	101	48	15	164	12.6

TOTAL OFFENSE	G	Rush	Pass	Ply	Yds	Avg/P	TD	Avg/G
1. Nevada	13	4484	2089	900	6573	7.3	69	505.6
2. Idaho	13	2136	3727	852	5863	6.9	53	451.0
3. Boise State	14	2605	3698	966	6303	6.5	70	450.2
4. Utah State	12	2311	2961	872	5272	6.0	44	439.3
5. Hawai'i	13	1306	4381	861	5687	6.6	37	437.5
6. Fresno State	13	2976	2621	876	5597	6.4	51	430.5
7. Louisiana Tech	12	2210	2257	819	4467	5.5	39	372.2
8. San Jose State	12	920	2488	754	3408	4.5	21	284.0
9. New Mexico State	13	1840	1141	772	2981	3.9	16	229.3

PUNT RETURN AVG	G	No.	Yards	TD	Avg.
1. Louisiana Tech	12	12	148	1	12.3
2. Idaho	13	14	153	0	10.9
3. Boise State	14	35	381	0	10.9
4. New Mexico State	13	23	234	0	10.2
5. Fresno State	13	29	289	1	10.0
6. Hawai'i	13	23	150	0	6.5
7. Utah State	12	22	135	0	6.1
8. Nevada	13	18	55	0	3.1
9. San Jose State	12	15	26	0	1.7

OPP. 1ST DOWNS	G	Rush	Pass	Pen	Total	Avg/G
1. Boise State	14	85	111	28	224	16.0
2. Louisiana Tech	12	98	116	22	236	19.7
3. Fresno State	13	119	120	12	251	19.3
4. San Jose State	12	147	96	11	254	21.2
5. Nevada	13	71	158	28	257	19.8
6. New Mexico State	13	126	119	22	267	20.5
7. Utah State	12	119	124	25	268	22.3
8. Hawai'i	13	149	116	9	274	21.1
9. Idaho	13	101	171	19	291	22.4

TOTAL DEFENSE	G	Rush	Pass	Ply	Yds	Avg/P	TD	Avg/G
1. Boise State	14	1685	2518	879	4203	4.8	30	300.2
2. Louisiana Tech	12	1954	2466	828	4420	5.3	33	368.3
3. Hawai'i	13	2624	2635	871	5259	6.0	49	404.5
4. Nevada	13	1450	3871	831	5321	6.4	48	409.3
5. Fresno State	13	2783	2595	829	5378	6.5	46	413.7
6. New Mexico State	13	2869	2638	875	5507	6.3	49	423.6
7. Idaho	13	2017	3615	868	5632	6.5	61	433.2
8. San Jose State	12	3110	2205	796	5315	6.7	48	442.9
9. Utah State	12	2466	2995	858	5461	6.4	53	455.1

INTERCEPTIONS	G	No.	Yards	TD	Avg.
1. Boise State	14	24	293	4	12.2
2. Louisiana Tech	12	13	307	4	23.6
3. Utah State	12	12	103	0	8.6
4. Hawai'i	13	12	69	0	5.8
5. Nevada	13	8	22	0	2.8
6. Fresno State	13	8	167	3	20.9
7. Idaho	13	7	123	1	17.6
8. New Mexico State	13	7	97	1	13.9
9. San Jose State	12	6	139	0	23.2

3RD-DOWN CONVERSIONS	G	Conv.	Att.	Pct.
1. Nevada	13	79	159	49.7
2. Idaho	13	76	159	47.8
3. Hawai'i	13	67	149	45.0
4. Fresno State	13	77	174	44.3
5. Louisiana Tech	12	70	167	41.9
6. Boise State	14	66	174	37.9
7. Utah State	12	65	181	35.9
8. San Jose State	12	55	166	33.1
9. New Mexico State	13	55	181	30.4

RUSHING OFFENSE	G	Att	Yards	Avg.	TD	Yards/G
1. Nevada	13	607	4484	7.4	48	344.9
2. Fresno State	13	555	2976	5.4	30	228.9
3. Utah State	12	496	2311	4.7	25	192.6
4. Boise State	14	508	2605	5.1	30	186.1
5. Louisiana Tech	12	499	2210	4.4	20	184.2
6. Idaho	13	456	2136	4.7	25	164.3
7. New Mexico State	13	503	1840	3.7	10	141.5
8. Hawai'i	13	292	1306	4.5	12	100.5
9. San Jose State	12	391	920	2.6	8	76.7

PUNTING	G	No.	Yards	Avg/P	Ret.	Avg.	TB	Net/P
1. Boise State	13	45	2010	44.7	170	3.8	5	38.7
2. Boise State	14	57	2413	42.3	152	2.7	4	38.3
3. San Jose State	12	74	3058	41.3	235	3.2	2	37.6
4. Nevada	13	45	1851	41.1	66	1.5	5	37.4
5. Hawai'i	13	42	1647	39.2	15	0.4	5	36.5
6. Utah State	12	72	2955	41.0	185	2.6	11	35.4
7. New Mexico State	13	82	3389	41.3	334	4.1	8	35.3
8. Idaho	13	45	1876	41.7	207	4.6	7	34.0
9. Louisiana Tech	12	65	2457	37.8	258	4.0	3	32.9

OPP 3RD-DN CONVERT	G	Conv.	Att.	Pct.
1. Boise State	14	59	192	30.7
2. Louisiana Tech	12	60	161	37.3
3. Nevada	13	64	162	39.5
4. Fresno State	13	66	166	39.8
5. Utah State	12	71	168	42.3
6. New Mexico State	13	76	177	42.9
7. San Jose State	12	63	143	44.1
8. Hawai'i	13	73	165	44.2
9. Idaho	13	89	168	53.0

RUSHING DEFENSE	G	Att	Yards	Avg.	TD	Yards/G
1. Nevada	13	400	1450	3.6	15	111.5
2. Boise State	14	440	1685	3.8	15	120.4
3. Idaho	13	427	2017	4.7	27	155.2
4. Louisiana Tech	12	460	1954	4.2	17	162.8
5. Hawai'i	13	537	2624	4.9	33	201.8
6. Utah State	12	466	2466	5.3	25	205.5
7. Fresno State	13	463	2783	6.0	22	214.1
8. New Mexico State	13	511	2869	5.6	31	220.7
9. San Jose State	12	507	3110	6.1	35	259.2

KICKOFF COVERAGE	G	No.	Yards	Avg.	Return	TB	Net Avg.
1. Utah State	12	65	4384	67.4	873	25	46.3
2. New Mexico State	13	39	2574	66.0	539	12	46.0
3. Nevada	13	83	5453	65.7	1344	20	44.7
4. Fresno State	13	80	5045	63.1	1404	8	43.5
5. Boise State	14	110	6742	61.3	1868	7	43.0
6. Idaho	13	75	4955	66.1	1544	10	42.8
7. Hawai'i	13	57	3538	62.1	1059	6	41.4
8. Louisiana Tech	12	64	3639	56.9	981	3	40.6
9. San Jose State	12	39	2262	58.0	772	3	36.7

4TH-DOWN CONVERSIONS	G	Conv.	Att.	Pct.
1. Boise State	14	17	22	77.3
2. Idaho	13	10	14	71.4
3. Nevada	13	11	16	68.8
4. Fresno State	13	22	32	68.8
5. Utah State	12	13	19	68.

2009 INDIVIDUAL WAC STATISTICS LEADERS

RUSHING										
	CI	G	Att.	Yards	TD	Long	Avg/G			
1. Mathews, Ryan-FS	JR	12	276	1808	6.6	19	77	150.7		
2. Tava, Vai-NEV	JR	11	172	1345	7.8	10	89	122.3		
3. Turbin, Robert-USU	SO	12	207	1296	6.3	13	96	108.0		
4. Porter, Daniel-TECH	SR	12	211	1132	5.4	11	64	94.3		
5. Kaepernick, Colin-NEV	JR	13	161	1183	7.3	16	75	91.0		
6. Lippincott, Luke-NEV	SR	12	134	1034	7.7	9	85	86.2		
7. Avery, Jeremy-BSU	JR	14	209	1150	5.5	6	74	82.1		
8. Smith, Seth-NMSU	SO	13	246	1016	4.1	1	70	78.2		
9. Woolridge, D.-UI	SR	13	171	979	5.7	18	68	75.3		
10. Martin, Doug-BSU	SO	14	129	765	5.9	15	56	54.6		

PASSING AVG/GAME										
	CI	G	Comp	Att	Int	Pct.	Yds	TD	Lg	Avg/G
1. Enderle, Nathan-UI	JR	11	192	312	9	61.3	2906	22	73	264.2
2. Moore, Kellen-BSU	SO	14	277	431	3	64.3	3536	39	67	252.6
3. Borel, Diondre-USU	JR	12	214	366	4	58.5	2885	17	85	240.4
4. Moniz, Bryant-UH	SO	10	182	319	10	57.1	2396	14	71	239.6
5. Colburn, Ryan-FS	JR	13	181	298	11	60.7	2459	19	92	189.2
6. Jenkins, Ross-TECH	JR	12	172	290	5	59.3	2095	17	50	174.6
7. La Secla, Jordan-SJSU	JR	12	182	304	11	59.9	1926	10	80	160.5
8. Kaepernick, Colin-NEV	JR	13	166	282	6	58.9	2052	20	56	157.8
9. Fleming, Jeff-NMSU	SO	13	87	172	12	50.6	789	4	34	60.7
10. Walls, Trevor-NMSU	FR	10	46	94	5	48.9	352	2	33	35.2

PASS EFFICIENCY										
	CI	G	Comp	Att	Int	Pct.	Yds	TD	Lg	Eff.
1. Enderle, Nathan-UI	JR	11	192	312	9	61.3	2906	22	73	157.3
2. Enderle, Nathan-UI	JR	11	192	312	9	61.3	2906	22	73	157.3
3. Colburn, Ryan-FS	JR	13	181	298	11	60.7	2459	19	92	143.7
4. Kaepernick, Colin-NEV	JR	13	166	282	6	58.9	2052	20	56	139.1
5. Borel, Diondre-USU	JR	12	214	366	4	58.5	2885	17	85	137.8
6. Jenkins, Ross-TECH	JR	12	172	290	5	59.3	2095	17	50	135.9
7. Moniz, Bryant-UH	SO	10	182	319	10	57.1	2396	14	71	128.4
8. La Secla, Jordan-SJSU	JR	12	182	304	11	59.9	1926	10	80	116.7

RECEPTIONS/GAME										
	CI	G	Rec	Yds	TD	Lg	Rec/G	Avg/C	Avg/G	R/G
1. Salas, Greg-UH	JR	13	106	1590	8	66	8.2	15.0	122.3	8.2
2. Young, Titus-BSU	JR	14	79	1041	10	54	5.6	13.2	74.4	5.6
3. Piliars, Kealoha-UH	JR	13	66	690	4	32	5.1	10.5	53.1	5.1
4. Jurovich, Kevin-SJSU	SR	12	60	777	1	38	5.0	12.9	64.8	5.0
5. Komar, Max-UI	SR	13	63	1052	11	42	4.8	16.7	80.9	4.8
6. Pettis, Austin-BSU	JR	13	63	855	14	65	4.8	13.6	65.8	4.8
7. Medeiros, Jon-UH	SR	10	47	589	3	57	4.7	12.5	58.9	4.7
8. Avery, Marquis-SJSU	JR	13	42	465	6	80	3.2	11.1	51.7	4.7
9. Wimberly, Brandon-NEV	FR	9	53	733	6	49	5.9	13.8	56.4	4.1
10. Ajiro, Setai-FS	SR	13	49	677	7	46	3.8	13.8	52.1	3.8

RECEIVE YDS/GAME										
	CI	G	Rec	Yds	TD	Lg	Rec/G	Avg/C	Avg/G	R/G
1. Salas, Greg-UH	JR	13	106	1590	8	66	8.2	15.0	122.3	8.2
2. Komar, Max-UI	SR	13	63	1052	11	42	4.8	16.7	80.9	4.8
3. Young, Titus-BSU	JR	14	79	1041	10	54	5.6	13.2	74.4	5.6
4. Pettis, Austin-BSU	JR	13	63	855	14	65	4.8	13.6	65.8	4.8
5. Jurovich, Kevin-SJSU	SR	12	60	777	1	38	5.0	12.9	64.8	5.0
6. Medeiros, Jon-UH	SR	10	47	589	3	57	4.7	12.5	58.9	4.7
7. Hardy, Daniel-UI	JR	12	39	691	3	59	3.2	17.7	57.6	3.2
8. Wimberly, Brandon-NEV	FR	9	53	733	6	49	5.9	13.8	56.4	4.1
9. Shaw, Maurice-UI	JR	13	52	666	6	73	4.0	20.8	55.5	4.0
10. Piliars, Kealoha-UH	JR	13	66	690	4	32	5.1	10.5	53.1	5.1

TOTAL OFFENSE										
	CI	G	Rush	Pass	Plays	Total	Yds/G			
1. Borel, Diondre-USU	JR	12	458	2885	539	3343	278.6			
2. Enderle, Nathan-UI	JR	11	55	2906	353	2851	259.2			
3. Moore, Kellen-BSU	SO	14	5	3536	455	3531	252.2			
4. Moniz, Bryant-UH	SO	10	117	2396	377	2513	251.3			
5. Kaepernick, Colin-NEV	JR	13	1183	2052	443	3235	248.8			
6. Colburn, Ryan-FS	JR	13	171	2459	364	2630	202.3			
7. Jenkins, Ross-TECH	JR	12	73	2095	369	2168	180.7			
8. La Secla, Jordan-SJSU	JR	12	-110	1926	360	1816	151.3			
9. Mathews, Ryan-FS	JR	12	1808	0	277	1808	150.7			
10. Tava, Vai-NEV	JR	11	1345	0	172	1345	122.3			

SCORING										
	CI	G	TD	FG	XPT	2XP	Pts	Pts/G		
1. Mathews, Ryan-FS	JR	12	19	0	0	0	114	9.5		
2. Turbin, Robert-USU	SO	12	18	0	0	2	110	9.2		
3. Brotzman, Kyle-BSU	JR	14	0	18	63	0	117	8.4		
4. Woolridge, D.-UI	SR	13	18	0	0	0	108	8.3		
5. Kaepernick, Colin-NEV	JR	13	17	0	0	2	104	8.0		
6. Goessling, Kevin-FS	SO	13	0	15	55	0	100	7.7		
7. Farquhar, Trey-UI	FR	13	0	13	50	0	89	6.8		
8. Tava, Vai-NEV	JR	11	12	0	0	2	74	6.7		
9. Ulinski, Chris-USU	SR	12	0	13	40	0	79	6.6		
10. Nelson, Matt-TECH	FR	12	0	12	42	0	78	6.5		

SCORING (TDs)										
	CI	G	TD	Rush	Pass	Ret.	PAT	Pts	Pts/G	
1. Mathews, Ryan-FS	JR	12	19	19	0	0	0	114	9.5	
2. Turbin, Robert-USU	SO	12	18	13	5	0	1	110	9.2	
3. Woolridge, D.-UI	SR	13	18	18	0	0	0	108	8.3	
4. Kaepernick, Colin-NEV	JR	13	17	16	1	0	1	104	8.0	
5. Tava, Vai-NEV	JR	11	12	10	2	0	1	74	6.7	
6. Pettis, Austin-BSU	JR	13	14	0	14	0	0	84	6.5	
7. Young, Titus-BSU	JR	14	15	3	10	2	0	90	6.4	
8. Martin, Doug-BSU	SO	14	15	15	0	0	0	90	6.4	
9. Morris, Dennis-TECH	SR	12	12	0	12	0	0	72	6.0	
10. Lippincott, Luke-NEV	SR	12	11	9	2	0	0	66	5.5	

SCORING (KICK)										
	CI	G	PATs	FGs	Pts	Pts/G				
1. Brotzman, Kyle-BSU	JR	14	63	64	18-25	117	8.4			
2. Goessling, Kevin-FS	SO	13	55	55	15-16	100	7.7			
3. Farquhar, Trey-UI	FR	13	50	51	13-19	89	6.8			
4. Ulinski, Chris-USU	SR	12	40	41	13-21	79	6.6			
5. Nelson, Matt-TECH	FR	12	42	43	12-16	78	6.5			
6. Drake, Ricky-NEV	JR	13	60	64	6-9	78	6.0			
7. Enos, Scott-UH	JR	13	34	34	12-19	70	5.4			
8. Hughes, Kyle-NMSU	SO	13	14	14	9-15	41	3.2			
9. Cope, Tyler-SJSU	SO	12	16	18	7-11	37	3.1			

PUNT RETURN AVG										
	CI	G	No.	Yards	TD	Lg	Avg.			
1. Anderson, Marcus-NMSU	JR	11	18	205	0	56	11.4			
2. Wilson, Kyle-BSU	SR	14	24	250	0	59	10.4			
3. Wylie, Devon-FS	JR	10	12	107	0	34	8.9			
4. Henry, Ryan-UH	JR	12	18	93	0	16	5.2			

KICK RETURN AVG										
	CI	G	No.	Yards	TD	Long	Avg.			
1. Livas, Phillip-TECH	JR	12	23	622	1	100	27.0			
2. Young, Titus-BSU	JR	14	31	833	2	100	26.9			
3. Williams, Kerwynn-USU	FR	11	45	1131	0	75	25.1			
4. Veltung, Justin-UI	FR	10	17	425	1	94	25.0			
5. Taylor, Jovonte-UH	JR	13	37	918	0	55	24.8			
6. Ball, Mike-NEV	FR	12	31	768	0	52	24.8			
7. Jefferson, A.J.-FS	SR	12	26	602	0	48	23.2			
8. Glynn, Tonny-NMSU	JR	13	35	778	0	44	22.2			
9. Fitte, Lyle-TECH	FR	12	21	466	0	71	22.2			
10. Allen, Marcus-NMSU	SO	11	17	373	0	31	21.9			

ALL PURPOSE										
	CI	G	Rush	Rec	PR	KR	Yds	Yds/G		
1. Mathews, Ryan-FS	JR	12	1808	122	0	0	1930	160.8		
2. Young, Titus-BSU	JR	14	138	1041	0	833	2012	143.7		
3. Turbin, Robert-USU	SO	12	1296	418	0	0	1714	142.8		
4. Tava, Vai-NEV	JR	11	1345	99	10	0	1454	132.2		
5. Salas, Greg-UH	JR	13	0	1590	57	0	1647	126.7		
6. Porter, Daniel-TECH	SR	12	1132	142	0	0	1284	107.0		
7. Taylor, Jovonte-UH	JR	13	-3	445	0	918	1360	104.6		
8. Williams, Kerwynn-USU	FR	11	0	0	0	1131	1141	103.7		
9. Lippincott, Luke-NEV	SR	12	1034	109	0	99	1242	103.5		
10. Avery, Jeremy-BSU	JR	14	1150	257	0	0	1407	100.5		

PUNTING										
	CI	G	No.	Yards	Long	Avg.				
1. Caldwell, Peter-USU	JR	12	69	2914	62	42.2				
2. Zavala, Philip-SJSU	SR</									

2019 COMPOSITE SCHEDULE

- LA TECH
- OUTLOOK
- COACHES
- BULLDOGS
- STADIUM
- WAC
- OPPONENTS
- REVIEW
- RECORDS
- HISTORY
- UNIVERSITY
- MEDIA

	 GRAMBLING STATE	 TEXAS A&M	 NAVY	 SOUTHERN MISS	 HAWAII	 UTAH STATE	 IDAHO	 BOISE STATE	 FRESNO STATE	 NMSU	 SAN JOSE STATE	 NEVADA
Week 1	09.04 vs. LA TECH	09.04 STEPHEN F. AUSTIN	06.06 vs. MARYLAND	09.02 AT SOUTH CAROLINA	09.02 USC	09.04 AT OKLAHOMA	09.02 NORTH DAKOTA	09.06 vs. VA TECH	09.04 CINCINNATI		09.04 AT ALABAMA	09.02 EASTERN WASHINGTON
Week 2		09.11 LA TECH	09.11 GEORGIA SOUTHERN	09.11 PRAIRIE VIEWA&M	09.11 AT ARMY	09.11 IDAHO STATE	09.11 AT NEBRASKA			09.11 SDSU	09.11 AT WISCONSIN	09.11 COLORADO STATE
Week 3	09.18 JACKSON STATE	09.18 FIU	09.18 AT LA TECH	09.17 KANSAS	09.18 AT COLORADO	09.18 FRESNO STATE	09.18 UNLV	09.18 AT WYOMING	09.18 AT UTAH STATE	09.18 AT UTEP	09.18 SOUTHERN UTAH	09.17 CALIFORNIA
Week 4	09.25 vs. PRAIRIE VIEWA&M			09.25 AT LA TECH	09.25 CHARLESTON SOUTHERN	09.25 AT SDSU	09.25 COLORADO STATE	09.25 OREGON STATE	09.25 AT MISSISSIPPI	09.25 AT KANSAS	09.25 AT UTAH	09.25 AT BYU
Week 5	10.02 AT ALABAMA A&M	09.30 OK STATE	10.02 AT AIR FORCE	10.02 MARSHALL	10.02 LA TECH	10.01 BYU	10.02 WESTERN MICHIGAN	10.02 AT NMSU	10.02 CAL POLY	10.02 BOISE STATE	10.02 UC DAVIS	10.02 AT UNLV
Week 6	10.09 ALABAMA STATE	10.09 vs. ARKANSAS	10.09 AT WAKE FOREST	10.09 EAST CAROLINA	10.09 AT FRESNO STATE	10.09 AT LA TECH		10.09 TOLEDO	10.09 HAWAII	10.09 NEW MEXICO	10.09 AT NEVADA	10.09 SAN JOSE STATE
Week 7	10.16 ALCORN	10.16 MISSOURI	10.16 SMU	10.16 AT MEMPHIS	10.16 NEVADA		10.16 AT LA TECH	10.16 AT SJSU	10.16 NMSU	10.16 AT FRESNO STATE	10.16 BOISE STATE	10.16 AT HAWAII
Week 8	10.23 MISS VALLEY	10.23 AT KANSAS	10.23 vs. NOTRE DAME		10.23 AT UTAH STATE	10.23 HAWAII	10.23 NMSU		10.23 AT SJSU	10.23 AT IDAHO	10.23 FRESNO STATE	
Week 9	10.30 vs. UA-PINE BLUFF	10.30 TEXAS TECH	10.30 DUKE	10.30 UAB	10.30 IDAHO	10.30 AT NEVADA	10.30 AT HAWAII	10.26 LA TECH		10.30 SAN JOSE STATE	10.30 AT NMSU	10.30 UTAH STATE
Week 10	11.06 CONCORDIA COLLEGE	11.06 OKLAHOMA	11.06 AT EAST CAROLINA	11.06 AT TULANE	11.06 AT BOISE STATE	11.06 NMSU	11.06 NEVADA	11.06 HAWAII	11.06 AT LA TECH	11.06 AT UTAH STATE		11.06 AT IDAHO
Week 11	11.13 TEXAS SOUTHERN	11.13 AT BAYLOR	11.13 CENTRAL MICHIGAN	11.13 AT UCF		11.13 AT SAN JOSE STATE	11.12 BOISE STATE	11.12 AT IDAHO	11.13 NEVADA	11.13 LA TECH	11.13 UTAH STATE	11.13 AT FRESNO STATE
Week 12		11.20 NEBRASKA	11.20 ARKANSAS STATE	11.20 HOUSTON	11.20 SAN JOSE STATE	11.20 IDAHO	11.20 AT UTAH STATE	11.19 FRESNO STATE	11.19 AT BOISE STATE	11.20 AT NEVADA	11.20 AT HAWAII	11.20 NMSU
Week 13	11.27 vs. SOUTHERN	11.25 TEXAS		11.26 AT TULSA	11.27 AT NMSU		11.27 AT FRESNO STATE	11.26 AT NEVADA	11.27 IDAHO	11.27 HAWAII	11.27 LA TECH	11.26 BOISE STATE
Week 14					12.04 UNLV	12.04 AT BOISE STATE	12.04 SAN JOSE STATE	12.04 UTAH STATE	12.03 ILLINOIS		12.04 AT IDAHO	12.04 AT LA TECH
Week 15			12.11 vs. ARMY									

GRAMBLING STATE

Game 1 • 09.04 • Shreveport, La.



Rod Broadway
Head Coach



Christian Anthony
Defensive End



Independence Stadium – Shreveport, La.

GENERAL INFORMATION

Location: Grambling, La.
Nickname: Tigers
Colors: Black and Gold
Enrollment: 4,992
Conference: Southwestern Athletic
Stadium (Capacity): Robinson Stadium (19,600)
Surface: Natural Grass
President: Dr. Frank Pogue
Athletics Director: J. Lin Dawson
FAR: Dr. Martin Ayim
Athletic Office: 318-274-2374
Football Office: 318-274-6539
Ticket Office: 318-274-2625

MEDIA RELATIONS

Football Contact: Roderick Mosley
Office: 318-274-6562
Cell: 318-280-4470
E-mail: rwmosley@yahoo.com
Mailing Address: Campus Box 4252;
Grambling, LA 71245
Press Box: 318-274-2151
Website: GSUTigers.com

COACHING STAFF

Head Coach: Rod Broadway
Career Record (Yrs): 26-10 (3 years)
Record at School (Yrs): 59-21 (7 years)

OUTLOOK

2009 Record: 7-4, 5-2 SWAC
Conference Record (Finish): 2nd/West Div.
Offense: Spread
Defense: 4-2-5
Lettermen Returning/Lost: Not Available
Offensive Starters Ret./Lost: Not Available
Defensive Starters Ret./Lost: Not Available
Specialist Starters Ret./Lost: Not Available

2010 SCHEDULE

09.04	vs. Louisiana Tech
09.18	Jackson State
09.25	at Prairie View A&M
10.02	at Alabama A&M
10.09	Alabama State
10.16	Alcorn State
10.23	at Mississippi Valley
10.30	at Arkansas-Pine Bluff
11.06	Concordia College
11.13	at Texas Southern
11.27	vs. Southern

2009 RESULTS

09.06	vs. South Carolina State	L, 34-31
09.12	Northwestern State	W, 38-17
09.19	at Jackson State	W, 27-17
09.26	at Oklahoma State	L, 56-6
10.03	vs. Prairie View A&M	L, 35-32
10.10	Alabama A&M	W, 41-20
10.17	at Alabama State	W, 23-12
10.31	Mississippi Valley	W, 50-7
11.07	vs. Arkansas-Pine Bluff	L, 49-42
11.12	Texas Southern	W, 47-33
11.28	vs. Southern	W, 31-13

TEXAS A&M

Game 2 • 09.11 • College Station, Texas



Mike Sherman
Head Coach



Terrence Frederick
Defensive Back



Kyle Field – College Station, Texas

GENERAL INFORMATION

Location: College Station, Texas
Nickname: Aggies
Colors: Maroon & White
Enrollment: 48,702
Conference: Big 12
Stadium (Capacity): Kyle Field (83,002)
Surface: Grass
President: Dr. R. Bowen Loftin
Athletics Director: Bill Byrne
FAR: Dr. Tom Adair
Athletic Office: 979-845-5129
Football Office: 979-845-3500
Ticket Office: 1-888-99-AGGIE

MEDIA RELATIONS

Football Contact: Alan Cannon
Office: 979-845-5725
Cell: 979-777-4200
E-mail: acannon@athletics.tamu.edu
Mailing Address: PO Box 30017
College Station, TX 77842-3017
Press Box: 979-845-4526
Website: www.AggieAthletics.com

COACHING STAFF

Head Coach: Mike Sherman
Career Record (Yrs): 10-15 (2 Years)
Record at School (Yrs): 10-15 (2 Years)

OUTLOOK

2009 Record: 6-7
Conference Record (Finish): 3-5 (5th)
Offense: Multiple Pro Sets
Defense: Multiple
Lettermen Returning/Lost: 52/27
Offensive Starters Ret./Lost: 6/5
Defensive Starters Ret./Lost: 9/3
Specialist Starters Ret./Lost: 7/1

2010 SCHEDULE

09.04	Stephen F. Austin
09.11	Louisiana Tech
09.18	Florida International
09.30	at Oklahoma State
10.09	vs. Arkansas
10.16	Missouri
10.23	at Kansas
10.30	Texas Tech
11.06	Oklahoma
11.13	at Baylor
11.20	Nebraska
11.25	at Texas

2009 RESULTS

09.05	New Mexico	W, 41-6
09.19	Utah State	W, 38-30
09.26	UAB	W, 56-19
10.03	vs. Arkansas	L, 19-47
10.10	Oklahoma State	L, 31-36
10.17	at Kansas State	L, 14-62
10.24	at Texas Tech	W, 52-30
10.31	Iowa State	W, 35-10
11.07	at Colorado	L, 34-35
11.14	at Oklahoma	L, 10-65
11.21	Baylor	W, 38-3
11.26	Texas	L, 39-49
12.28	vs. Georgia	L, 20-44

NAVY

Game 3 • 09.18 • Ruston, La.



Ken Niumatalolo
Head Coach



Ricky Dobbs
Quarterback



Joe Aillet Stadium – Ruston, La.

GENERAL INFORMATION

Location: Annapolis, Md.
 Nickname: Mids, Midshipmen
 Colors: Navy Blue and Gold
 Enrollment: 4,300
 Conference: Independent
 Stadium (Capacity): Navy-Marine Corps Memorial Stadium (34,000)
 Surface: FieldTurf
 Superintendent:
 Vice Admiral Jeffrey L. Fowler, USN
 Athletics Director: Chet Gladchuk
 FAR: Christine Copper
 Athletic Office: 410-293-2700
 Football Office: 410-293-2241
 Ticket Office:
 1-800-US4-NAVY (1-800-874-6289)

MEDIA RELATIONS

Football Contact: Scott Strasemeier
 Office: 410-293-8775
 Cell: 443-336-9023
 E-mail: sstrasem@usna.edu
 Mailing Address: 566 Brownson Road;
 Annapolis, MD 21402
 Press Box: 410-268-1489
 Website: www.NavySports.com

COACHING STAFF

Head Coach: Ken Niumatalolo
 Career Record (Yrs): 18-10 (Two)
 Record at School (Yrs): 18-10 (Two)

OUTLOOK

2009 Record: 10-4
 Conference Record (Finish): N/A
 Offense: Spread
 Defense: Multiple
 Lettermen Returning/Lost: 37/30
 Offensive Starters Ret./Lost: 7/4
 Defensive Starters Ret./Lost: 5/6
 Specialist Starters Ret./Lost: 4/0

2010 SCHEDULE

09.06 vs. Maryland
 09.11 Georgia Southern
 09.18 at Louisiana Tech
 10.02 at Air Force
 10.09 at Wake Forest
 10.16 SMU
 10.23 vs. Notre Dame
 10.30 Duke
 11.06 at East Carolina
 11.13 Central Michigan
 11.20 Arkansas State
 12.11 vs. Army

2009 RESULTS

09.05	at Ohio State	L, 27-31
09.12	Louisiana Tech	W, 32-14
09.19	at Pitt	L, 14-27
09.26	Western Kentucky	W, 38-22
10.03	Air Force	W, 16-13 OT
10.10	at Rice	W, 63-14
10.17	at SMU	W, 39-35 OT
10.24	Wake Forest	W, 13-10
10.31	Temple	L, 24-27
11.07	at Notre Dame	W, 23-21
11.14	Delaware	W, 35-18
11.28	at Hawai'i	L, 17-24
12.12	vs. Army	W, 17-3
12.31	vs. Missouri	W, 35-13

SOUTHERN MISS

Game 4 • 09.25 • Ruston, La.



Larry Fedora
Head Coach



DeAndre Brown
Wide Receiver



Joe Aillet Stadium – Ruston, La.

GENERAL INFORMATION

Location: Hattiesburg, Miss.
 Nickname: Golden Eagles
 Colors: Black and Gold
 Enrollment: 16,000
 Conference: Conference USA
 Stadium (Capacity): Carlisle-Faulkner Field at Roberts Stadium (36,000)
 Surface: Momentum Turf
 President: Dr. Martha D. Saunders
 Athletics Director: Richard Giannini
 FAR: Dr. Dennis Phillips
 Athletic Office: (601) 266-5017
 Football Office: (601) 266-4567
 Ticket Office: 1-800-844-TICK

MEDIA RELATIONS

Football Contact: Jack Duggan
 Office: (601) 266-4503
 Cell: (601) 596-5637
 E-mail: jack.duggan@usm.edu
 Mailing Address: 118 College Ave., #5161;
 Hattiesburg, MS 39406-0001
 Press Box: (601) 266-5523
 Website: www.SouthernMiss.com

COACHING STAFF

Head Coach: Larry Fedora
 Career Record (Yrs): 14-12 (Two)
 Record at School (Yrs): 14-12 (Two)

OUTLOOK

2009 Record: 7-6
 Conference Record (Finish): 5-3 (3rd)
 Offense: Spread
 Defense: 4-3
 Lettermen Returning/Lost: 42/22
 Offensive Starters Ret./Lost: 4/7
 Defensive Starters Ret./Lost: 9/2
 Specialist Starters Ret./Lost: 3/0

2010 SCHEDULE

09.02 at South Carolina
 09.11 Prairie View A&M
 09.17 Kansas
 09.25 at Louisiana Tech
 10.02 Marshall
 10.09 East Carolina
 10.16 at Memphis
 10.30 UAB
 11.06 at Tulane
 11.13 at UCF
 11.20 Houston
 11.26 at Tulsa

2009 RESULTS

09.05	Alcorn State	W, 52-0
09.12	UCF	W, 26-19
09.19	Virginia	W, 37-34
09.26	at Kansas	L, 28-35
10.01	at UAB	L, 17-30
10.10	at Louisville	L, 23-25
10.17	Memphis	W, 36-16
10.24	Tulane	W, 43-6
10.31	at Houston	L, 43-50
11.14	at Marshall	W, 27-20
11.21	Tulsa	W, 44-34
11.28	at East Carolina	L, 20-25
12.20	vs Middle Tennessee	L, 32-42

LA TECH

OUTLOOK

COACHES

BULLDOGS

STADIUM

WAC

OPPONENTS

REVIEW

RECORDS

HISTORY

UNIVERSITY

MEDIA

HAWAII

Game 5 • 10.02 • Honolulu, Hawaii



Greg McMackin
Head Coach



Greg Salas
Wide Receiver



Aloha Stadium - Honolulu, Hawaii

GENERAL INFORMATION

Location: Honolulu, HI
 Nickname: Warriors
 Colors: Green, Black, White, Silver
 Enrollment: 20,000
 Conference: Western Athletic (WAC)
 Stadium (Capacity): Aloha Stadium (50,000)
 Surface: FieldTurf
 Chancellor: Virginia S. Hinshaw
 Athletics Director: Jim Donovan
 FAR: Peter Nicholson
 Athletic Office: (808) 956-7301
 Football Office: (808) 956-6508
 Ticket Office: (808) 956-4481

MEDIA RELATIONS

Football Contact: Derek Inouchi
 Office: (808) 956-7523
 Cell: (808) 954-0234
 E-mail: inouchi@hawaii.edu
 Mailing Address:
 1337 Lower Campus Rd.,
 Honolulu, HI 96822
 Press Box:
 Website: www.HawaiiAthletics.com

COACHING STAFF

Head Coach: Greg McMackin
 Career Record (Yrs): 13-14 (3 years)
 Record at School (Yrs): 13-14 (3 years)

OUTLOOK

2009 Record: 6-7
 Conference Record (Finish): 3-5 (5th)
 Offense: Run-and-Shoot
 Defense: Multiple
 Lettermen Returning/Lost: 48/29
 Offensive Starters Ret./Lost: 5/6
 Defensive Starters Ret./Lost: 7/4
 Specialist Starters Ret./Lost: 3/0

2010 SCHEDULE

09.02 Southern Cal
 09.11 at Army
 09.18 at Colorado
 09.25 Charleston Southern
 10.02 Louisiana Tech
 10.09 at Fresno State
 10.16 Nevada
 10.23 at Utah State
 10.30 Idaho
 11.06 at Boise State
 11.20 San Jose State
 11.27 at New Mexico State
 12.04 UNLV

2009 RESULTS

09.04 Central Arkansas W, 25-20
 09.12 at Washington State W, 38-20
 09.19 at UNLV L, 33-34
 09.30 at Louisiana Tech L, 6-27
 10.10 Fresno State L, 17-42
 10.17 at Idaho L, 23-35
 10.24 Boise State L, 9-54
 10.31 at Nevada L, 21-31
 11.07 Utah State W, 49-36
 11.14 New Mexico State W, 24-6
 11.21 at San Jose State W, 17-10 OT
 11.28 Navy W, 24-17
 12.05 Wisconsin L, 10-51

UTAH STATE

Game 6 • 10.09 • Ruston, La.



Gary Andersen
Head Coach



Diondre Borel
Quarterback



Joe Aillet Stadium - Ruston, La.

GENERAL INFORMATION

Location: Logan, Utah
 Nickname: Aggies
 Colors: Navy Blue and White
 Enrollment: 25,065
 Conference: Western Athletic (WAC)
 Stadium (Capacity): Merlin Olsen Field at Romney Stadium (25,513)
 Surface: Artificial (Sprinturf)
 President: Stan L. Albrecht
 Athletics Director: Scott Barnes
 FAR: Ken White
 Athletic Office: 435-797-1850
 Football Office: 435-797-1870
 Ticket Office: 435-797-0305
 or 1-888-U-STATE-1 (1-888-878-2831)

MEDIA RELATIONS

Football Contact: Zach Fisher
 Office: 435-797-2066
 Cell: 435-213-0318
 E-mail: zach.fisher@usu.edu
 Mailing Address: 7400 Old Main Hill; Logan,
 UT, 84322-7400
 Press Box: 435-797-1686
 Website: www.UtahStateAggies.com

COACHING STAFF

Head Coach: Gary Andersen (Utah, 1986)
 Career Record (Yrs): 4-8 (2 years)
 Record at School (Yrs): 4-8 (2 years)

OUTLOOK

2009 Record: 4-8
 Conference Record (Finish): 3-5 (T-5th)
 Offense: Spread
 Defense: 4-3
 Lettermen Returning/Lost: 45/15
 Offensive Starters Ret./Lost: 8/3
 Defensive Starters Ret./Lost: 9/2
 Specialist Starters Ret./Lost: 2/1

2010 SCHEDULE

09.04 at Oklahoma
 09.11 Idaho State
 09.18 Fresno State
 09.25 at San Diego State
 10.01 BYU
 10.09 at Louisiana Tech
 10.23 Hawai'i
 10.30 at Nevada
 11.06 New Mexico State
 11.13 at San Jose State
 11.20 Idaho
 12.04 at Boise State

2009 RESULTS

09.03 Utah L, 17-35
 09.19 at Texas A&M L, 30-38
 09.26 Southern Utah W, 53-34
 10.02 at BYU L, 17-35
 10.10 at New Mexico State L, 17-20
 10.17 Nevada L, 32-35
 10.24 Louisiana Tech W, 23-21
 10.31 Fresno State L, 27-31
 11.07 at Hawai'i L, 36-49
 11.14 San Jose State W, 24-9
 11.20 Boise State L, 21-53
 11.28 at Idaho W, 52-49

IDAHO

Game 7 • 10.16 • Ruston, La.



Robb Akey
Head Coach



Aaron Lavarias
Defensive End



Joe Aillet Stadium – Ruston, La.

GENERAL INFORMATION

Location: Moscow, Idaho
 Nickname: Vandals
 Colors: Silver and Vandal Gold
 Enrollment: 11,957
 Conference: Western Athletic (WAC)
 Stadium (Capacity): Kibbie Dome (16,000)
 Surface: RealGrass Pro
 President: Dr. Duane Nellis
 Athletics Director: Dr. Rob Spear
 FAR: Dr. Carl Hunt
 Athletic Office: (208)-885-0200
 Football Office: (208)-885-0235
 Ticket Office: (208)-885-6466 or
 1-888-884-3246

MEDIA RELATIONS

Football Contact: Becky Paull
 Office: (208)-885-0245
 Cell: (208)-669-0411
 E-mail: bpaull@uidaho.edu
 Mailing Address:
 1000 Stadium Way
 P.O. Box 442302
 Moscow, Idaho 83844-2302
 Press Box: (208)-885-0211
 Website: www.GoVandals.com

COACHING STAFF

Head Coach: Robb Akey
 Career Record (Yrs): 11-26 (3 years)
 Record at School (Yrs): 11-26 (3 years)

OUTLOOK

2009 Record: 8-5
 Conference Record (Finish): 4-4 (4th)
 Offense: Multiple
 Defense: 4-3
 Lettermen Returning/Lost: 47/11
 Offensive Starters Ret./Lost: 8/7
 Defensive Starters Ret./Lost: 11/1
 Specialist Starters Ret./Lost: 3/0

2010 SCHEDULE

09.02	vs. North Dakota
09.11	Nebraska
09.18	vs. UNLV
09.25	Colorado State
10.02	Western Michigan
10.16	Louisiana Tech
10.23	vs. New Mexico State
10.30	Hawai'i
11.06	vs. Nevada
11.12	vs. Boise State
11.20	Utah State
11.27	Fresno State
12.04	vs. San Jose State

2009 RESULTS

09.05	New Mexico State	W, 21 - 6
09.12	Washington	L, 23 - 42
09.19	San Diego State	W, 34 - 20
09.26	Northern Illinois	W, 34 - 31
10.03	Colorado State	W, 31 - 29
10.10	San Jose State	W, 29 - 25
10.17	Hawai'i	W, 35 - 23
10.24	Nevada	L, 45 - 70
10.31	Louisiana Tech	W, 35 - 34
11.07	Fresno State	L, 21 - 31
11.14	Boise State	L, 25 - 63
11.28	Utah State	L, 49 - 52
Roady's Humanitarian Bowl		
12.30	Bowling Green State	W, 43 - 42

BOISE STATE

Game 8 • 10.26 • Boise, Idaho



Chris Peterson
Head Coach



Ryan Winterswyk
Defensive End



Bronco Stadium – Boise, Idaho

GENERAL INFORMATION

Location: Boise, Idaho
 Nickname: Broncos
 Colors: Blue and Orange
 Enrollment: 18,936
 Conference: WAC
 Stadium (Capacity): Bronco Stadium (33,500)
 Surface: Blue Astro Turf
 President: Dr. Bob Kustra
 Athletics Director: Gene Bleymaier
 FAR: Dr. Dwayne Barney
 Athletic Office: 208-426-1288
 Football Office: 208-426-1281
 Ticket Office: 208-426-4737

MEDIA RELATIONS

Football Contact: Max Corbet
 Office: 208-426-1515
 Cell: 208-859-6952
 E-mail: mcorbet@boisestate.edu
 Mailing Address: 1910 University Drive,
 Boise, ID 83725
 Press Box: 208-426-1408
 Website: www.broncosports.com

COACHING STAFF

Head Coach: Chris Petersen
 Career Record (Yrs): 49-4 (4 years)
 Record at School (Yrs): 49-4 (4 years)

OUTLOOK

2009 Record: 14-0
 Conference Record (Finish): 8-0 (1st)
 Offense: Multiple
 Defense: Multiple
 Lettermen Returning/Lost: 55/5
 Offensive Starters Ret./Lost: 10/1
 Defensive Starters Ret./Lost: 10/1
 Specialist Starters Ret./Lost: 2/0

2010 SCHEDULE

09.06	vs. Virginia Tech
09.18	at Wyoming
09.25	Oregon State
10.02	at New Mexico State
10.09	Toledo
10.16	at San Jose State
10.26	Louisiana Tech
11.06	Hawai'i
11.12	at Idaho
11.19	Fresno State
11.26	at Nevada
12.04	Utah State

2009 RESULTS

09.03	Oregon	W, 19-8
09.12	Miami (Ohio)	W, 48-0
09.18	at Fresno State	W, 51-34
09.26	at Bowling Green	W, 49-14
10.03	UC Davis	W, 34-16
10.14	at Tulsa	W, 28-21
10.24	at Hawai'i	W, 54-9
10.31	San Jose State	W, 45-7
11.06	at Louisiana Tech	W, 45-35
11.14	Idaho	W, 63-25
11.20	at Utah State	W, 52-21
11.27	Nevada	W, 44-33
12.05	New Mexico State	W, 42-7
Tostitos Fiesta Bowl		
01.04	TCU	W, 17-10

LA TECH

OUTLOOK

COACHES

BULLDOGS

STADIUM

WAC

OPPONENTS

REVIEW

RECORDS

HISTORY

UNIVERSITY

MEDIA

FRESNO STATE

Game 9 • 11.06 • Ruston, La.



Greg McMackin
Head Coach



Greg Salas
Wide Receiver



Joe Aillet Stadium - Ruston, La.

GENERAL INFORMATION

Location: Fresno, Calif.
 Nickname: Bulldogs
 Colors: Bulldog Red and Blue
 Enrollment: 21,389
 Conference: Western Athletic
 Stadium (Capacity): 41,031
 Surface: Grass
 President: Dr. John D. Welty
 Athletics Director: Thomas Boeh
 FAR: Dr. Lynn Williams
 Athletic Office: 559-278-2643
 Football Office: 559-278-3015
 Ticket Office: 559-278-3647

MEDIA RELATIONS

Football Contact: Steve Weakland
 Office: 559-244-5615
 Cell: 559-287-3304
 E-mail: sweaklan@csufresno.edu
 Mailing Address: 1510 E. Shaw Ave., Ste.
 103, Fresno, CA. 93710
 Press Box: 559-278-5951
 Website: www.gobulldogs.com

COACHING STAFF

Head Coach: Pat Hill
 Career Record (Yrs): 100-66 (13 years)
 Record at School (Yrs): same

OUTLOOK

2009 Record: 8-5, 6-2 WAC
 Conference Record (Finish): 3rd
 Offense: Pro Set/Multiple
 Defense: 4-3
 Lettermen Returning/Lost: 58/18
 Offensive Starters Ret./Lost: 8/3
 Defensive Starters Ret./Lost: 8/3
 Specialist Starters Ret./Lost: 1/1

2010 SCHEDULE

09.04 Cincinnati
 09.18 at Utah State
 09.25 at Mississippi
 10.02 Cal Poly
 10.09 Hawaii
 10.16 New Mexico State
 10.23 at San Jose State
 11.06 at Louisiana Tech
 11.13 Nevada
 11.19 at Boise State
 11.27 Idaho
 12.05 Illinois

2009 RESULTS

09.05 UC Davis W, 51-0
 09.12 at Wisconsin L, 34-31 2OT
 09.18 No. 10 Boise State L, 51-34
 09.27 at No.14 Cincinnati L, 28-20
 10.10 at Hawaii W, 42-17
 10.17 San Jose State (HC) W, 41-21
 10.24 at New Mexico St. W, 34-3
 10.31 Utah State W, 31-27
 11.07 at Idaho W, 31-21
 11.14 at Nevada L, 52-14
 11.21 Louisiana Tech W, 30-28
 11.05 at Illinois W, 53-52
 New Mexico Bowl
 11.20 vs Wyoming L, 35-28 2OT

NEW MEXICO STATE

Game 10 • 11.13 • Las Cruces, N.M.



DeWayne Walker
Head Coach



Davon House
Defensive Back



Aggie Memorial Stadium - Las Cruces, N.M.

GENERAL INFORMATION

Location: Las Cruces, N.M.
 Nickname: Aggies
 Colors: Crimson and White
 Enrollment: 17,198
 Conference: Western Athletic Conference
 Stadium (Capacity): 30,343
 Surface: Grass
 President: Dr. Barbara Couture
 Athletics Director: Dr. McKinley Boston
 FAR: Dr. Jack Thomas
 Athletic Office: (575)-646-7630
 Football Office: (575)-646-2521
 Ticket Office: (575)-646-1420

MEDIA RELATIONS

Football Contact: Tyler Dunkel
 Office: (575)-646-2927
 Cell: (575)-640-7270
 E-mail: tydunkel@nmsu.edu
 Mailing Address:
 MSC 3K, New Mexico State University
 PO Box 30001
 Las Cruces, N.M. 88003
 Press Box: (575)-646-2700
 Website: www.NMStateSports.com

COACHING STAFF

Head Coach: DeWayne Walker
 Career Record (Yrs): 3-10 (1 year)
 Record at School (Yrs): 3-10 (1 year)

OUTLOOK

2009 Record: 3-10
 Conference Record (Finish): 1-7 (T-8th)
 Offense: Spread
 Defense: 4-3
 Lettermen Returning/Lost: 17/8
 Offensive Starters Ret./Lost: 9/3
 Defensive Starters Ret./Lost: 7/5
 Specialist Starters Ret./Lost: 2/0

2010 SCHEDULE

09.11 San Diego State
 09.18 at UTEP
 09.25 at Kansas
 10.02 Boise State
 10.09 New Mexico
 10.16 at Fresno State
 10.23 at Idaho
 10.30 San Jose State
 11.06 at Utah State
 11.13 Louisiana Tech
 11.20 at Nevada
 11.30 Hawai'i

2009 RESULTS

09.05 Idaho L, 6-21
 09.12 Prairie view A&M W, 21-18
 09.19 UTEP L, 12-38
 09.26 at New Mexico W, 20-17
 10.03 at San Diego State L, 17-34
 10.10 Utah State W, 20-17
 10.17 at Louisiana Tech L, 7-45
 10.24 Fresno State L, 3-34
 10.31 at Ohio State L, 0-45
 11.14 at Hawai'i L, 6-24
 11.21 Nevada L, 20-63
 11.28 at San Jose State L, 10-13
 12.05 at Boise State L, 7-42

SAN JOSE STATE

Game 11 • 11.27 • San Jose, Calif.



Mike MacIntyre
Head Coach



Duke Ihenacho
Safety



Spartan Stadium – San Jose, Calif.

GENERAL INFORMATION

Location: San Jose, Calif.
 Nickname: Spartans
 Colors: Gold, White & Blue
 Enrollment: 31,280
 Conference: Western Athletic Conference
 Stadium (Capacity): Spartan Stadium, (30,456)
 Surface: FieldTurf
 President: TBD
 Athletics Director: Tom Bowen
 FAR: Bill Campsey
 Athletic Office: (408) 924-1200
 Football Office: (408) 924-1266
 Ticket Office: (408) 924-SJTX

MEDIA RELATIONS

Football Contact: Lawrence Fan
 Office: (408) 924-1217
 Cell: 408-768-3424
 E-mail: lawrence.fan@sjsu.edu
 Mailing Address: One Washington Square,
 San Jose, CA 95192
 Press Box: (408) 924-1234
 Website: www.sjsuspartans.com

COACHING STAFF

Head Coach: Mike MacIntyre
 Career Record (Yrs): 0-0, 1st season
 Record at School (Yrs): 0-0, 1st season

OUTLOOK

2009 Record: 2-10
 Conference Record (Finish): 1-8 (T-8th)
 Offense: Multiple
 Defense: Multiple 4-3
 Lettermen Returning/Lost: 41/27
 Offensive Starters Ret./Lost: 9/3
 Defensive Starters Ret./Lost: 7/4
 Specialist Starters Ret./Lost: 1/2

2010 SCHEDULE

09.04	at Alabama
09.11	at Wisconsin
09.18	Southern Utah
09.25	at Utah
10.02	UC Davis
10.09	at Nevada
10.16	Boise State
10.23	Fresno State
10.30	at New Mexico State
11.13	Utah State
11.20	at Hawai'i
11.27	Louisiana Tech
12.04	at Idaho

2009 RESULTS

09.05	at USC	L, 56-3
09.12	Utah	L, 24-14
09.19	at Stanford	L, 42-17
09.26	Cal Poly	W, 19-9
10.10	Idaho	L, 29-25
10.17	at Fresno State	L, 41-21
10.31	at Boise State	L, 45-7
11.08	Nevada	L, 62-7
11.14	at Utah State	L, 24-9
11.21	Hawaii	L, 17-10 OT
11.28	New Mexico State	W, 13-10
12.05	at Louisiana Tech	L, 55-20

NEVADA

Game 12 • 12.04 • Ruston, La.



Chris Ault
Head Coach



Colin Kaepernick
Quarterback



Joe Aillet Stadium – Ruston, La.

GENERAL INFORMATION

Location: Reno, Nev.
 Nickname: Wolf Pack
 Colors: Navy Blue and Silver
 Enrollment: 17,000
 Conference: Western Athletic Conference
 Stadium (Capacity): Mackay Stadium (29,993)
 Surface: FieldTurf
 President: Milton Glick
 Athletics Director: Cary Groth
 FAR:
 Athletic Office: (775)-784-6900
 Football Office:
 Ticket Office: (775)-348-PACK

MEDIA RELATIONS

Football Contact: Chad Hartley
 Office: (775)-682-6982
 Cell: (775)-229-5513
 E-mail: hartleyc@unr.edu
 Mailing Address:
 Legacy Hall/MS 232,
 Reno, NV 89557
 Press Box: (775)-784-6545 or
 (775)-784-6815
 Website: www.NevadaWolfPack.com

COACHING STAFF

Head Coach: Chris Ault
 Career Record (Yrs): 206-96-1 (24 years)
 Record at School (Yrs): Same

OUTLOOK

2009 Record: 8-5
 Conference Record (Finish): 7-1, (T-2nd)
 Offense: Pistol
 Defense: 4-3
 Lettermen Returning/Lost: 36/17
 Offensive Starters Ret./Lost: 9/2
 Defensive Starters Ret./Lost: 6/5
 Specialist Starters Ret./Lost: 2/1

2010 SCHEDULE

09.02	Eastern Washington
09.11	Colorado State
09.17	California
09.25	at BYU
10.02	at UNLV
10.09	San Jose State
10.16	at Hawai'i Honolulu
10.30	Utah State
11.06	at Idaho
11.13	at Fresno State
11.20	New Mexico State
11.26	Boise State
12.04	at Louisiana Tech

2009 RESULTS

09.05	at Notre Dame	L, 0 - 35
09.19	at Colorado State	L, 20 - 35
09.25	Missouri	L, 21 - 31
10.03	UNLV	W, 63 - 28
10.09	Louisiana Tech	W, 37 - 14
10.17	at Utah State	W, 35 - 32
10.24	Idaho	W, 70 - 45
10.31	Hawai'i	W, 31 - 21
11.08	at San Jose State	W, 62 - 7
11.14	Fresno State	W, 52 - 14
11.21	at New Mexico State	W, 63 - 20
11.27	at Boise State	L, 33 - 44
Sheraton Hawai'i Bowl		
12.24	SMU	L, 10 - 45

LA TECH

OUTLOOK

COACHES

BULLDOGS

STADIUM

WAC

OPPONENTS

REVIEW

RECORDS

HISTORY

UNIVERSITY

MEDIA