

# LAMAR UNIVERSITY BASEBALL

Lamar Media Relations • 211 Redbird Lane • Beaumont, Texas 77710  
 Matthew Fowler, Assistant Director of Media Relations  
 O: 409.880.7845 • C: 409.937.2060 • matthew.fowler@lamar.edu  
 @MFowlerLU • LamarCardinals.com • @Lamar\_Baseball

## GAMES 21-23

### 2016 SCHEDULE

2.19	Southeast Missouri State	W, 2-1
2.20	Southeast Missouri State	W, 2-1 (10)
2.21	Southeast Missouri State	W, 5-2
2.22	#23 Arizona	W, 13-5
2.24	#5/8 LSU	W, 12-11
2.26	North Dakota State	W, 7-6
2.27	North Dakota State	L, 7-6
2.27	North Dakota State	L, 3-0
2.28	North Dakota State	L, 7-5
3.1	Prairie View A&M	W, 13-3 (7)
3.4	Texas-Rio Grande Valley	W, 4-1
3.5	Texas-Rio Grande Valley	L, 7-3
3.6	Texas-Rio Grande Valley	W, 4-1
3.8	Rice	Canceled
3.12	*at Northwestern State	L, 2-0
3.12	*at Northwestern State	W, 6-5 (10)
3.13	*at Northwestern State	L, 5-1
3.15	#19/20 Houston	L, 4-3
3.18	*Central Arkansas	W, 19-5
3.19	*Central Arkansas	W, 7-6
3.20	*Central Arkansas	W, 9-2
3.24	*New Orleans	6:00
3.25	*New Orleans	6:00
3.26	*New Orleans	1:00
3.29	at Texas	6:00
4.1	at Abilene Christian	6:00
4.2	at Abilene Christian	2:00
4.3	at Abilene Christian	1:00
4.5	Nicholls	6:00
4.6	Nicholls	3:00
4.8	*at Texas A&M-Corpus Christi	6:00
4.9	*at Texas A&M-Corpus Christi	4:00
4.10	*at Texas A&M-Corpus Christi	1:00
4.13	at Baylor	4:00
4.15	*McNeese State	6:00
4.16	*McNeese State	2:00
4.17	*McNeese State	1:00
4.20	Texas Southern	4:00
4.22	*at Houston Baptist	2:00
4.23	*at Houston Baptist	1:00
4.24	*at Houston Baptist	2:00
4.29	*at Incarnate Word	6:30
4.30	*at Incarnate Word	3:00
5.1	*at Incarnate Word	1:00
5.4	at Rice	6:30
5.6	*Southeastern Louisiana	6:00
5.7	*Southeastern Louisiana	2:00
5.8	*Southeastern Louisiana	1:00
5.13	*Sam Houston State	6:00
5.14	*Sam Houston State	2:00
5.15	*Sam Houston State	1:00
5.19	*at Stephen F. Austin	6:30
5.20	*at Stephen F. Austin	2:00
5.21	*at Stephen F. Austin	1:00
25-28	SLC Tournament	TBA




**CARDINALS**  
(13-7, 4-2 SLC)

Rank	N/A
Last Game	W, 9-2 vs. Central Arkansas
Streak	W3
Home	12-5
Road	1-2
Neutral	N/A
Coach	Jim Gilligan (40th season)
Record	1,333-882-5
Record at Lamar	1,323-872-5 (39th)



**PRIVATEERS**  
(16-5, 4-2 Southland)

Rank	N/A
Last Game	W, 8-2 vs. South Alabama
Streak	W1
Home	14-1
Road	2-4
Neutral	0-0
Coach	Blake Dean (1st season)
Record	16-5
Record at School	Same



**LONGHORNS**  
(9-12, 0-0 Big 12)

Rank	N/A
Last Game	W, 11-2 vs. UTSA
Streak	W1
Home	7-9
Road	2-3
Neutral	0-0
Coach	Augie Garrido (47th season)
Record	1,929-904-9
Record at School	778-380-2 (19th)

### SCHEDULE

#### THURSDAY

vs. New Orleans, 6:00 p.m.

RHP Will Hibbs (3-1, 1.91 ERA) vs.  
 RHP Shawn Semple (3-0, 3.26 ERA)  
*Big Red Sports Network*

#### FRIDAY

vs. New Orleans, 6:00 p.m.

RHP Billy Love (0-1, 2.89 ERA) vs.  
 RHP Riley Hodge (3-0, 3.19 ERA)  
*Big Red Sports Network • Newstalk KLVI 560AM*

#### SUNDAY

vs. New Orleans, 1:00 p.m.

RHP Jayson McKinley (1-0, 2.45 ERA) vs.  
 LHP Jordan Priddle (1-2, 7.54 ERA)  
*Big Red Sports Network*

#### SUNDAY

at Texas, 6:00 p.m.

TBA (0-0, 0.00 ERA) vs.  
 TBA (0-0, 0.00 ERA)  
*Longhorn Network*

### SERIES RUNDOWNS

#### BY THE NUMBERS...NEW ORLEANS

Last Meeting: W, 17-2 at New Orleans (3.22.15)  
 Last Home Win: 10-4, in 2014 (*last time in Beaumont*)  
 All-Time Record: 43-49

#### BY THE NUMBERS...TEXAS

Last Meeting: L, 3-6 in Austin (2003)-*NCAA Regionals*  
 Last Road Win: 6-2, in 2003-*NCAA Regionals*  
 All-Time Record: 6-31

#### PREVIEW:

It is still very early in the conference season, but still with New Orleans coming in tied with the Lamar University baseball team for second place the weekend's Southland Conference contests could prove to be a battle for positioning. It all gets started Thursday at 6 p.m. when the Privateers and Cardinals open a three-game tilt in the third weekend of the league season.

The second game of the set is scheduled for Friday at 6 o'clock and the finale is slated for 1 p.m. Saturday afternoon. The games were moved up a day in observance of Easter Sunday.

#### SCOUTING THE OPPONENT :

- New Orleans enters with first-year head coach Blake Dean and already out to a great start, after finish in last place in the Southland Conference a year ago.
- The Privateer are yet to drop a Friday night start and have won every weekend series they've played to this point, including sweeps over Valpo and Pittsburgh.
- UNO has one common opponent with LU, LSU. Big Red won the game 12-11 at Vincent-Beck Stadium while New Orleans fell at LSU 9-4.
- It is led in hitting by head coach Blake Dean's little brother, Dakota. He has a .390 batting average with 24 runs scored and 23 driven in. He's got four homers, one triple and five doubles. Both he and Aaron Palmer (25 runs) lead the Southland conference in runs scored.
- As a team, the Privateers are hitting .322 with an 8.4 runs per game average. Their staff has a 5.74 earned run average.



MON.	TUE.	WED.	THUR.	FRI.	SAT.	SUN.
2:00-Practice <i>Players and Coaches available before and after practice</i>	2:00-Practice <i>Players and Coaches available before and after practice</i>	2:00-Practice <i>Players and Coaches available before and after practice</i>	<b>Game #21</b> 6:00 p.m. vs. New Orleans Vincent-Beck Stadium <i>Players and Coaches available post game</i>	<b>Game #22</b> 6:00 p.m. vs. New Orleans Vincent-Beck Stadium <i>Players and Coaches available post game</i>	<b>Game #23</b> 1:00 p.m. vs. New Orleans Vincent-Beck Stadium <i>Players and Coaches available post game</i>	OFF DAY

UNIVERSITY INFORMATION	
Name	Lamar University
Location	Beaumont, Texas (118,228)
Founded	1923
Enrollment	14,889
Nickname	Cardinals
Colors	Red and White
Conference	Southland
National Affiliation	NCAA Division I
President	Dr. Kenneth R. Evans
Senior Woman Administrator	Helene Thill
Ticket Office	409-880-1715
COACHING STAFF	
Head Coach	Jim Gilligan (Lamar, '69)
Career Record/Years	1330-882-5/40th season
Lamar Record/Years	1320-872-5/39th season
Assistant Coach	Will Davis (LSU, '07)
Assistant Coach	Scott Hatten (Lamar, '93)
Volunteer Assistant Coach	Brandon Kirkham (Lamar, '15)
Baseball Phone	409-880-8327
TEAM INFORMATION	
2014 Overall Record	21-31
2014 Southland Conference	10-19
2014 Postseason	N/A
Letterman Returning/Lost	16/17
Starting Position Player Returning/Lost	3/6
Starting Pitchers Returning/Lost	3/3
Newcomers	15
All-Time Record	1531-1165-10
Southland Conference Record	474-331-0
Conference Titles (Last)	11 (2004)
Conference Tournament Titles (Last)	5 (2010)
NCAA Regional Appearances (Last)	11 (2010)
MEDIA RELATIONS	
Director	James Dixon
Assistant Director (Baseball)	Matthew Fowler
-Office Phone	409-880-7845
-Cell Phone	409-937-2060
-Email	matthew.fowler@lamar.edu
Website	lamarcardinals.com
Twitter	@LamarAthletics
VINCENT-BECK STADIUM	
Capacity	3,500
Dimensions	325 (center), 380 (corners) and 370 (alleys)
Built	1969
Surface	Turf (infield) and Grass (Outfield)
Press box Number	-
Ticket Office Number	409-880-1715

### RUSSELL GARNERS NATIONAL PRAISE

- Reid Russell won Louisville Slugger and College Sports Madness Hitter of the Week honors after his stellar week against Houston and Central Arkansas. He was 6-of-13 with four homers, 11 RBI and five runs scored.
- He also won Southland Conference and College Sports Madness Conference Hitter of the week honors as well. He is the second Cardinal to be league hitter of the week after Jacoby Middleton took it in week one.
- He's had a homer in every game last week, and dating back to Sunday, March 13, he has homered in five consecutive games.

### CARDINALS ATOP THE NATION AND SOUTHLAND CONFERENCE

- Jimmy Johnson is in a tie as the nation's leader in wins (5) and Reid Russell ranks sixth in home runs (8), both lead the Southland Conference.
- Bryndan Arredondo is tied for the league's top spot in sacrifice flies.
- Russell is second in the SLC in slugging, total bases. Will Hibbs is tied for second in victories and Jayson McKinley is fourth in walks allowed per nine innings.
- As a team, LU leads the conference in fielding percentage, home runs, and is second in strikeout-to-walk ratio.

### RUSSELL POWERS THE BIG RED LINEUP

- Lamar hasn't seen this type power surge in its lineup since at least 2010, when Anthony Moore finished the season with 10 long balls.
- He leads an offense that has already eclipsed last season's 17 long balls. In 2013, LU had 23 homers.
- LU hit four home runs against Arizona, which is something it did last season (against UNO). It also powered over three dingers in the finale against Central Arkansas.
- He pushed his homer streak to five with a first-inning bomb against UCA. The NCAA record for consecutive games with a long ball is eight.

### IMPRESSIVE CAREER STREAKS STILL ON THE LINE

- Lamar has several batters on career-long streaks.
- Reid Russell is on a 12-game hit streak, which is the longest career streak on the team, and a 13-game reached base streak.
- Stijn van der Meer is on the longest reached base streak of his career at 18 and has a 10-game hit streak going, also a career best.
- Other notable reached base streaks are Robin Adames (12) and Bryndan Arredondo (10).
- Russell also has four-straight games of two or more RBI.

### VAN DER MEER AVERAGE ON THE CLIMB

- Prior to the start of his hit streak, the senior lead off man had only a .222 batting average.
- Since the streak opened, he has gone 17-of-40 (.425) and raised his season average to .329, good enough for third on the team.
- He's also an a four-game multiple-hit streak.

### THE LSU CONNECTION

- LU's head coach in waiting Will Davis and UNO's current coach Blake Dean are forever connected by their alma mater, LSU. And both will have taken over for legendary coaches in Jim Gilligan and Ron Maestri.
- Once Davis moves up to the top spot, the Southland Conference will have three Tigers as head coaches joining Justin Hill at McNeese State.



# 2016 CARDINAL BASEBALL ROSTER

#	Name	Pos.	B-T	Ht.	Wt.	Cl-Exp.	Hometown (Last School)
2	Gavin Tristan	INF	R/R	5-8	165	Jr.-TR	Houston, Texas/Ranger College
5	Galen Andrews	RHP	R/R	5-10	187	Jr.-1L	Houston, Texas/LSU
6	Kyle Leggett	RHP	R/R	6-0	200	Sr.-1L	Mont Belvieu, Texas/Galveston JC
7	Brendan Satran	OF	R/R	6-0	175	Jr.-1L	Phoenix, Ariz./Paradise Valley JC
8	Ryan Erickson	INF/OF	R/R	5-11	170	Fr.-RS	Beaumont, Texas /Lumberton HS
9	Chaneng Varela	INF	R/R	5-9	185	Jr.-TR	Ontario Calif./Orange Coast College
11	Brent Janak	RHP	R/R	6-1	185	Jr.-2L	Friendswood, Texas/Friendswood HS
12	Connor Thomas	RHP	R/R	6-0	207	Sr.-SQ	Houston, Texas/Western Texas College
17	Reid Russell	INF/OF	R/R	6-3	223	Jr.-TR	Longview, Texas/Tyler Junior College
18	Stijn van der Meer	INF	L/R	6-3	170	Sr.-1L	Rosmalen, Netherlands/Eastern Oklahoma JC
19	Billy Love	RHP	R/R	6-3	225	Sr.-1L	Elgin, Okla./Seminole State College
20	Fernando Martinez	RHP	R/R	6-0	205	Sr.-TR	Houston, Texas/Wharton County JC
21	Jake Nash	INF	R/R	6-2	200	Sr.-1L	Palestine, Texas/Vernon College
22	Tyler Keegan	RHP	R/R	6-3	185	So.-TR	McKinney, Texas/Brookhaven College
23	J.M. Kelly	INF	R/R	6-1	220	JR.-TR	Buna, Texas/Northern Oklahoma College
24	Jacoby Middleton	OF	L/R	6-1	175	Sr.-3L	Grand Prairie, Texas/Odessa JC
26	Brett Taff	INF	R/R	6-0	190	Fr.-HS	Amarillo, Texas/Randall HS
27	Jimmy Johnson	RHP	R/R	6-2	205	Jr.-TR	Palestine, Texas/Tyler Junior College
28	Jayson McKinley	RHP	R/R	6-4	205	Sr.-3L	Friendswood, Texas/Friendswood HS
30	Enrique Oquendo	RHP	R/R	6-1	212	Sr.-1L	Eules, Texas/McLennan JC
31	Brett Brown	RHP	R/R	5-10	225	Jr.-2L	The Woodlands, Texas/Nederland HS
32	Bryndan Arredondo	C	R/R	6-0	204	Jr.-TR	Lubbock, Texas/Midland College
33	Robin Adames	C	R/R	6-1	235	Fr.-HS	Bronx, N.Y./ James Monroe HS
34	Joe Farley	LHP	L/L	6-2	195	Sr.-1L	Carrollton, Texas/Paris JC
35	Travis Moore	LHP	L/L	6-3	215	Sr.-3L	Pearland, Texas/Pearland HS
36	Cutter McDowell	OF	R/R	6-4	190	Jr.-RS	Friendswood, Texas/Galveston JC
37	Ryan Cawthon	RHP	R/R	6-3	200	Sr.-1L	Waxahachie, Texas/Seminole State JC
40	Josh Crain	RHP	R/R	6-1	188	Fr.-RS	Friendswood, Texas/Friendswood HS
44	Trey Silvers	INF	R/R	6-2	217	Jr.-TR	Manvel, Texas/ Temple College
46	Matt White	LHP	L/L	6-2	225	Fr.-RS	Lumberton, Texas/Lumberton HS
48	Will Hibbs	RHP	R/R	6-8	225	Sr.-3L	Friendswood, Texas/Friendswood HS

#	Name	Pos.
33	Robin Adames	C
5	Galen Andrews	RHP
32	Bryndan Arredondo	C
31	Brett Brown	RHP
37	Ryan Cawthon	RHP
40	Josh Crain	RHP
8	Ryan Erickson	INF
34	Joe Farley	LHP
48	Will Hibbs	RHP
11	Brent Janak	RHP
27	Jimmy Johnson	RHP
22	Tyler Keegan	RHP
23	J.M. Kelly	INF
6	Kyle Leggett	RHP
19	Billy Love	RHP
20	Fernando Martinez	RHP
36	Cutter McDowell	OF
28	Jayson McKinley	RHP
24	Jacoby Middleton	OF
35	Travis Moore	LHP
21	Jake Nash	INF
30	Enrique Oquendo	RHP
17	Reid Russell	INF
7	Brendan Satran	OF
44	Trey Silvers	INF
26	Brett Taff	INF
12	Connor Thomas	RHP
2	Gavin Tristan	INF
18	Stijn van der Meer	INF
9	Chaneng Varela	INF
46	Matt White	LHP

**Head Coach:** 29 Jim Gilligan. 39th season (Lamar, 1969)

**Assistant Coach:** 52 Will Davis, 1st season (LSU, 2007)

**Assistant Coach:** 10 Scott Hatten, 15th season (Lamar, 1993)

**Vol. Asst. Coach:** 50 Brandon Kirkham, 1st season (Lamar, 2015)

## PRONUNCIATION CHART

Brendan SATRAN = sat-trun  
 Brent JANAK = jan-ick  
 STIJN van der Meer = stine  
 Enrique OQUENDO = Oh-kin-doe  
 Ryan CAWTHON = CAW-thun  
 CHANENG VARELA = Channing VA-rela  
 Bryndan ARREDONDO = air-eh-dondo  
 Robin ADAMES = UH-dom-es

## SENIORS (13)

Cawthon, Farley, Hibbs, Leggett, Love, Martinez, McKinley, Middleton, Moore, Nash, Oquendo, Thomas, van der Meer

## JUNIORS (11)

Andrews, Arredondo, Brown, Janak, J. Johnson, McDowell, Russell, Satran, Silvers, Tristan, Varela

## SOPHOMORES (2)

Keegan, Kelly

## FRESHMEN (5)

Adames, Crain, Erickson, Taff, White

## RIGHT-HANDED PITCHERS (14)

Andrews, Brown, Cawthon, Crain, Hibbs, Janak, J. Johnson, Keegan, Leggett, Love, Martinez, McKinley, Oquendo, Thomas

## LEFT-HANDED PITCHERS (3)

Farley, Moore, White

## INFIELDERS (10)

Adames, Erickson, Kelly, Nash, Russell, Silvers, Taff, Tristan, van der Meer, Varela

## OUTFIELDERS (3)

Satran, Middleton, McDowell

## CATCHERS (1)

Arredondo, R.

## TEXAS (28)

Andrews, Arredondo, Brown, Cawthon, Chaisson, Crain, Erickson, Farley, Hibbs, Janak, J. Johnson, Keegan, Kelly, Leggett, Martinez, McDowell, McKinley, Middleton, Moore, Nash, Oquendo, Russell, Silvers, Taff, Thomas, Tristan, White

## ARIZONA (1)

Satran

## CALIFORNIA (1)

Varela

## NEW YORK (1)

Adames

## OKLAHOMA (1)

Love

## NETHERLANDS (1)

van der Meer



## SOUTHLAND CONFERENCE STANDINGS

Team	SLC	Pct.	Overall	Pct.	Team	SLC	Pct.	Overall	Pct.
Southeastern Louisiana	6-0	1.000	15-6	.714	Northwestern State	3-3	.500	9-10	.474
New Orleans	4-2	.667	16-5	.762	Sam Houston State	3-3	.500	9-12	.429
Lamar	4-2	.667	13-7	.650	Nicholls	2-4	.333	10-11	.476
Houston Baptist	2-1	.667	10-11	.476	Abilene Christian	2-4	.333	9-10	.474
A&M-Corpus Christi	2-1	.667	9-10	.474	Stephen F. Austin	1-5	.167	11-11	.500
McNeese State	3-3	.500	10-9	.526	Incarnate Word	1-5	.167	5-16	.238
Central Arkansas	3-3	.500	9-10	.474					

### MISCELLANEOUS

Hit Streak	Car. Long	Sea. Long	Current
Reid Russell	12	12	12
Jake Nash	11	8	4
Stijn van der Meer	10	10	10
Jacoby Middleton	7	4	-
Bryndan Arredondo	7	7	6
Brendan Satran	6	2	1
Robin Adames	6	6	6
Ryan Erickson	4	4	-
Cutter McDowell	4	4	4
Trey Silvers	3	3	-
Chaneng Varela	3	3	-
Gavin Tristan	2	2	-

Reached Base	Car. Long	Sea. Long	Current
Stijn van der Meer	18	18	18
Jacoby Middleton	15	8	1
Reid Russell	13	13	13
Robin Adames	12	12	12
Jake Nash	11	8	4
Bryndan Arredondo	10	10	10
Cutter McDowell	8	7	4
Brendan Satran	7	2	3
Chaneng Varela	4	4	3
Trey Silvers	4	4	-
Ryan Erickson	4	4	-
Gavin Tristan	2	2	-

Multi-hit games	2	3	4	5+	Total
Cutter McDowell	8	-	1	-	9
Reid Russell	7	1	-	-	8
Bryndan Arredondo	5	2	1	-	8
Stijn van der Meer	7	1	-	-	8
Jake Nash	5	2	-	-	7
Robin Adames	5	-	-	-	5
Jacoby Middleton	3	1	-	-	4
Brendan Satran	4	-	-	-	4
Chaneng Varela	1	1	-	-	2
Trey Silvers	1	-	-	-	1
Gavin Tristan	1	-	-	-	1
TEAM	47	8	2	0	57

Multi-RBI games	2	3	4	5+	Total
Reid Russell	4	2	1	-	7
Bryndan Arredondo	3	1	-	-	4
Jake Nash	1	1	2	-	4
Robin Adames	1	1	1	-	3
Brendan Satran	1	-	1	-	2
Jacoby Middleton	1	-	-	1	2
Cutter McDowell	1	-	1	-	2
Ryan Erickson	-	1	-	-	1
Chaneng Varela	1	-	-	-	1
Stijn van der Meer	-	1	-	-	1
TEAM	14	6	6	1	27

### BULLPEN IS CRUCIAL

- LU's bullpen has been vital to the ball club this year, and will be the catalyst to get the Cardinals where they want to go.
- Through 20 games, the bullpen has just as many decisions as the starting staff. The starting staff has a 6-4 record while bullpen is 7-3. The bullpen also has 7 saves.

### DON'T EVER COUNT THEM OUT

- The Cardinals have turned into something of the Cardiac Kids. This year, they've had to overcome an eight-run deficit and have produced four walk-offs, although one was to execute a run-rule game.
- Lamar was down 8-0 by the middle of the second inning against fifth-ranked LSU, but with the help of Brett Brown on the mound the Cardinal offense was able to chip away at the lead for a 12-11 win.
- Brendan Satran roped a walk-off singled down the left field line in the 10th inning of the second game of the season to defeat Southeast Missouri State, 2-1.
- Bryndan Arredondo slapped a walk-off homer in the ninth inning of the lone game LU took from North Dakota State. He was down to two outs in a hitter's count.
- The last walk-off was in dramatic fashion, but never should've been. LU blew a three-run lead in the top of the ninth inning but Cutter McDowell ripped a bases-loaded no-out singled down the left field line in the bottom of the frame to win it.
- Coincidentally, Jimmy Johnson was the winning pitcher in all four games.

### DOWN GOES A COUPLE OF RANKED OPPONENTS

- The last time that LU defeated a ranked opponent, which it did Feb. 22 and 24, was 2014 when it defeated No. 16 Rice 10-1. That season, the Cardinals beat #21 Houston 4-2 less than a month earlier.
- Big Red faced three ranked opponents last year, including LSU.
- The last time that Lamar had two ranked wins in three days or less was actually one ranked team. It defeated No. 25 Baylor twice in 2012 in back-to-back days.

### VINCENT-BECK TRADITION

- Vincent-Beck Stadium has been the home for Lamar Baseball for much of its 49-year existence.
- The Cards hold an impressive 912-440-4 record within its walls, winning 67 percent of the games played at home.
- Overall, LU has recored 20 or more home wins 26 times over 46 seasons.
- Lamar hopes that its good luck continues since 33 of its 55 contest will be within The Beck's walls this season.

### LAMAR TABBED FOR NINTH PLACE

- Lamar was projected to finish ninth this season in the Southland Conference by both the league's coaches and sports information directors.
- Big Red finished last season in 11th place after a disappointing 21-31 overall record and 10-19 Southland Conference Record.

### CARDS PLACE TWO ON PRESEASON ALL-CONFERENCE TEAMS

- Both Stijn van der Meer and Jake Nash were picked to the SLC Preseason All-Conference teams, van der Meer a first-team selection and Nash a second-team pick.
- Van der Meer was the league's second team short stop a year ago after being the conference's regular season leader in hits (78) and was third in batting average at .351. He finished his first campaign with the Cardinals



## MAJOR LEAGUE CARDINALS

### Beau Alred • OF

Cleveland Indians (1989-1991)

### Bruce Aven • OF

Cleveland Indians (1997, 2002)  
Florida Marlins (1999)  
Pittsburgh Pirates (2000)  
Los Angeles Dodgers (2000-01)

### Eric Cammack • RHP

New York Mets (2000)

### Jerald Clark • OF/1B

San Diego Padres (1988-1992)  
Colorado Rockies (1993)  
Minnesota Twins (1995)

### Clay Hensley\* • RHP

San Diego Padres (2005-2008)  
Florida Marlins (2010-2011)  
San Francisco Giants (2012)

### Micah Hoffpauir • OF/1B

Chicago Cubs (2008-2010)

### Toy Mack • RHP

Anaheim Angels (1985)

### Kevin Millar\* • OF/1B

Florida Marlins (1998-2002)  
Boston Red Sox (2003-2005)  
Baltimore Orioles (2006-2008)  
Toronto Blue Jays (2009)

### Brian Sanches • RHP

Philadelphia Phillies (2006-07, 2012)  
Washington Nationals (2008)  
Miami Marlins (2009-11)

### David W. Smith • RHP

Anaheim Angels (1984-85)

### Randy Williams • LHP

Seattle Mariners (2004)  
San Diego Padres (2005)  
Colorado Rockies (2005)  
Chicago White Sox (2009-2010)  
Boston Red Sox (2011)

\* *World Series Champion*

going 7-of-8 in a two-game tilt at Sam Houston State.

• Nash, who was voted to the second team, finished his 2015 campaign with the team's second-highest batting average at .324 in 49 games played. The Palestine, Texas native was versatile in the field too playing first and third base as well as left and right field at least during the year. The incoming-senior scored 21 runs this season and knocked in another 19.

## THE EXPERTS HAVE SPOKEN

• Three Cardinals were listed on D1Baseball.com's Southland Conference Top Prospects, including Will Hibb's fifth place standing. Enrique Oquendo was ranked 12th and Stijn van der Meer was 14th.  
• All three are seniors this season.

## NO PLACE LIKE HOME

• Its fairly obvious where the prime recruiting area is when it comes to the Lamar baseball team, Texas.  
• 28 of LU's 33 players on the preseason roster hail from the Lone Star State.  
• From there, four Cardinals come from four other and one from out of the United States.  
• Brendan Satran is from Arizona, Chaneng Varela is from California, Robin Adames from New York, Billy Love Oklahoma and Stijn van der Meer is from the Netherlands.

## THE LAST HOORAH

• The 2016 season will be the 40th overall (39th at Lamar) and final season for head coach Jim Gilligan as a collegiate head coach. The former Cardinal pitching ace, began his coaching career as a graduate assistant under Bill Vincent in 1970.  
• Counting his playing and graduate assistant days, he has faithfully served Lamar for well over 40 years and has seen nearly every Cardinal win.  
• Just last season, he accomplished something that only 18 coaches in the history of the NCAA did before him, attain 1,300 career wins.  
• He's accounted for a staggering 29 30-win seasons, eight 40-win seasons and one 50-win season. His 1981 squad set the school record for wins in a season at 54.  
• He's been inducted into the Southland Conference Hall of Honor and the Texas Baseball Hall of Fame.

## SIGNIFICANCE OF GILLIGAN'S NO. 29

• Before Gilligan left to the manager of the Salt Lake City Trappers, he work number 19. When he got back, he started wearing 29.  
• The number 29 signifies the record his club set while he was there, a professional sports record, 29-straight wins.

## HEAD COACH IN WAITING

• Now an assistant at Lamar, former LSU player and assistant Will Davis was tabbed to take over as head coach of the program starting in 2017.  
• Davis, 31, saw tremendous success with his alma mater, including a 2009 College World Series Championship. That season wrapped up with a 56-17 record, one of three 50-win seasons with him on staff.  
• He's been a part of four College World Series teams, three Southeastern Conference Championships and five SEC Tournament Championship teams. The Louisiana-native advanced to at least NCAA Regionals every season but one along with five SEC West Division Championships.  
• Under his tutelage, LSU's outfielders have gained a reputation as being one of the best position groups in the nation. In 2013, the Tiger outfield committed just one error in 68 games. He helped in the development of Mikie Mahtook, now a major leaguer with the Tampa Bay Rays. He was an All-SEC Defensive Team selection along with Laird (2015) and Andrew Stevenson (2014-15).  
• Offensively, he helped with the development of position players at the plate. Last season, the Tigers led the SEC in 10 offensive categories, including batting average with a .322 mark. In 2014, they ranked second in the league in scoring (6.3 runs per game) and slugging percentage (.415). LSU led the conference in hits (722), doubles (128) and total bases (1,023), and ranked second in batting average (.305), runs (439), runs batted in (394), home runs (47), on-base percentage (.389) and slugging (.432) in 2013.



# CARDINAL HITTER NOTES

## PROJECTED LINEUP

**C:** Bryndan Arrendondo

**GP-GS:** 19-19 **AVG:** .400 **HR:** 2 **RBI:** 11 **R:** 16

Notes: Notched two runs batted in the finale with SEMO... scored two runs against No. 23 Arizona, both were on grand slams... Cracked his first career home run in the upset over No. 5 LSU, had two RBI and two runs... Walked off with a HR to left field in the first game against NDSU (2.26).

**1B:** Jake Nash

**GP-GS:** 20-20 **AVG:** .293 **HR:** 2 **RBI:** 17 **R:** 15

Notes: First-Team Preseason All-Southland Conference... broke out of a cold spell with a two-hit performance in the upset win over No. 5 LSU... had a great weekend against NDSU, was 6-of-15 with two runs scored and driven in... first career-homer against Prairie View (3.1) and had four RBI and three runs in the game... another four-RBI contest in the opening contest vs. UTRGV (2-of-5)... cranked his second HR, a three-run bomb, in the finale against Central Arkansas.

**2B:** Chaneng Varela

**GP-GS:** 17-11 **AVG:** .237 **HR:** 0 **RBI:** 4 **R:** 4

Notes: First career hit in the upset over No. 5 LSU... 2-of-4 versus Prairie View (3.1) with a run scored... notched a RBI in the second game against UTRGV.

**3B:** Cutter McDowell

**GP-GS:** 20-20 **AVG:** .305 **HR:** 1 **RBI:** 11 **R:** 13

Notes: Went 4-for-4 in the finale with SEMO, scored three runs... dropped a home run in the upset bid over No. 5, was a two-run shot to center field.

**SS:** Stijn van der Meer

**GP-GS:** 20-20 **AVG:** .329 **HR:** 1 **RBI:** 8 **R:** 14

Notes: First-Team Preseason All-Southland Conference... two runs on three walks against PVAMU (3.1)... notched his first three-hit game of the year in the loss to Houston (3.15)... crushed his second career homer in the finale against UCA, a three-run shot.

**LF:** Reid Russell

**GP-GS:** 20-19 **AVG:** .361 **HR:** 8 **RBI:** 21 **R:** 15

Notes: Hit his first career home run in the series finale at SEMO, a two-run shot to grab the lead... notched a couple of insurance runs against No. 23 Arizona with a two-run dinger to left center... run-rule walk off against PVAMU (3.1), a game he notched three hits, three RBI and two runs against... drove in three with a homer and single against Houston (3.15)... pushed his HR streak to five with a two-run shot over the hitters eye in center field.

**CF:** Brendan Satran

**GP-GS:** 11-11 **AVG:** .282 **HR:** 1 **RBI:** 9 **R:** 10

Notes: Game-winning single in the second game vs. SEMO gave the Cards a 2-1 walkoff victory... grand slam against No. 23 to make a 2-0 deficit a 4-2 lead... injured during NDSU series... returned from an injury in time for the UCA series, helped LU to a sweep.

**RF:** Jacoby Middleton

**GP-GS:** 20-20 **AVG:** .232 **HR:** 3 **RBI:** 14 **R:** 12

Notes: Broke a 4-4 tie with a grand slam that banged off the center field wall against No. 23 Arizona, had six RBI in the game after another two-run homer... two runs scored and knocked in contest against PVAMU (3.1).

**DH:** Robin Adames

**GP-GS:** 18-13 **AVG:** .304 **HR:** 1 **RBI:** 11 **R:** 10

Notes: Broke through first his first hit in two base knock game against No. 5 LSU, drove in the tying and winning run... 2-of-4 against PVAMU with a run knocked in and scored... took over as the first baseman against UTRGV and was a major success... cranked his first homer in the second game of the UCA series.

## KEY RESERVES

Trey Silvers

**GP-GS:** 13-8 **AVG:** .179 **HR:** 0 **RBI:** 0 **R:** 4

Notes: Had his first career hit against Arizona... two hits against Prairie View (3.1) with one run scored.

Gavin Tristan

**GP-GS:** 15-9 **AVG:** .148 **HR:** 0 **RBI:** 0 **R:** 4

Notes: Had his first career hit against Arizona... notched two hits in the opening contest of the NDSU series (2-of-4).

Ryan Erickson

**GP-GS:** 15-9 **AVG:** .139 **HR:** 0 **RBI:** 6 **R:** 5

Notes: Notched his first career hit against PVAMU (3.1), and had a huge game with three RBI and one run (two-run double).

Brett Taff

**GP-GS:** 2-1 **AVG:** .000 **HR:** 0 **RBI:** 0 **R:** 0

Notes:

J.M. Kelly

**GP-GS:** **AVG:** **HR:** **RBI:** **R:**

Notes:

## INDIVIDUAL GAME BESTS

### MOST AT-BATS

LU: 6, twice

OPP: 6, B. Resch, NDSU (2.28)

### HITS

LU: 4, twice

OPP: 4, twice

### RUNS

LU: 4, S. van der Meer vs. UCA (3.18)

OPP: 4, J. Callazo, vs. UTRGV (3.5)

### RBI

LU: 6, J. Middleton, vs. Arizona (2.22)

OPP: 3, four times

### HOME RUNS

LU: 2, J. Middleton, vs. Arizona (2.22)

OPP: 1, twice

### WALKS

LU: 3, three times

OPP: 2, six times

### STRIKEOUTS

LU: 3, four times

OPP: 3, seven times

## LINEUP

### NUMBER OF STARTS BY POSITION

**C:** Arrendondo (19), Adames (1)

**1B:** Silvers (8), Nash (7), Adames (5)

**2B:** Varela (10), Tristan (9), Taff (1)

**3B:** Nash (13), McDowell (4), Adames (2), Varela (1),

**SS:** van der Meer (20)

**LF:** Russell (20)

**CF:** Satran (11), Erickson (9)

**RF:** Middleton (20)

**DH:** McDowell (15), Adames (5)

### NUMBER OF STARTS IN LINEUP

**Leadoff:** van der Meer (20)

**2nd:** Nash (15), Middleton (5)

**3rd:** McDowell (11), Middleton (4), Nash (3), Arrendondo (2)

**Cleanup:** Arrendondo(8), McDowell (7), Russell (2), Nash (2), Middleton (1)

**5th:** Russell (9), Middleton (5), Adames (3), McDowell (2), Arrendondo (1),

**6th:** Adames (8), Silvers (4), Arrendondo (3), Middleton (3), Russell (2)

**7th:** Russell (6), Arrendondo (5), Silvers (4), Middleton (2), Adames (2), Erickson (1)

**8th:** Erickson (8),Varela (7), Tristan (4), Satran (1)

**9th:** Satran (10), Tristan (5), Varela (4), Taff (1)



# CARDINAL PITCHER NOTES

## PROBABLE STARTERS

**THURSDAY:** Will Hibbs

**APP-GS:** 5-5 **W-L:** 3-1 **ERA:** 1.91 **IP:** 33.0 **BB/K:** 9/30

**Last Start:** vs. Central Arkansas, 3.18.16 (7.0 IP, 2 ER, 8 K, 3 BB)

Notes: Dominated the Redhawks on opening day, worked six innings with one run and eight strikeouts... eight dominant innings against UTRGV with just one earned run allowed, a bad ball that skipped through the infield.

**FRIDAY:** Billy Love

**APP-GS:** 5-4 **W-L:** 0-1 **ERA:** 2.89 **IP:** 18.2 **BB/K:** 7/15

**Last Start:** vs. Central Arkansas, 3.19.16 (6.0 IP, 1 ER, 7 K, 3 BB)

Notes: Tremendous relief appearance against SEMO, worked four innings with no runs allowed.. showed what the coaches have been looking for against UCA when he went six strong innings with only one run and seven punchouts, he was cost the win when the Cards blew a three-run lead in the ninth.

**SATURDAY:** Jayson McKinley

**APP-GS:** 5-5 **W-L:** 1-0 **ERA:** 2.45 **IP:** 29.1 **BB/K:** 3/27

**Last Start:** vs. Central Arkansas, 3.19.16 (7.0 IP, 2 ER, 10 K, 2 BB)

Notes: Great start to the North Dakota State despite getting a no-decision, was hurt by errors in the field... finally earned his first win of the season on seven frames of work against Central Arkansas (3.19).

## RELIEVER INFORMATION

Pitcher	Game Information							Season Info <i>(out of the bullpen)</i>						
	Last Rel. App.	IP	H	R	ER	BB	SO	IP	H	ER	BB	SO	ERA	
Brett Brown	UCA (3.18)	2.0	1	2	1	2	1	16.0	13	7	7	11	3.38	
Jimmy Johnson	UTRGV (3.6)	1.0	4	3	2	1	1	13.1	12	3	5	14	2.03	
Enrique Oquendo	UCA (3.19)	2.0	0	0	0	0	5	12.2	6	3	4	20	2.13	
Travis Moore	NSU (3.13)	5.1	2	1	1	3	4	8.1	4	1	4	9	1.08	
Galen Andrews	UCA (3.18)	1.0	4	3	3	3	0	7.2	14	12	12	6	14.09	
Fernando Martinez	UH (3.15)	2.0	3	3	3	2	3	5.0	5	4	4	4	7.20	
Joe Farley	UH (3.15)	3.0	1	0	0	0	3	4.1	2	0	0	5	0.00	
Billy Love	SEMO (2.21)	4.0	1	0	0	1	5	4.0	1	0	1	5	0.00	
Kyle Leggett	NDSU (2.27)	1.0	3	1	1	0	0	3.2	9	3	0	0	7.36	
Matt White	UH (3.15)	0.1	1	0	0	0	0	2.1	3	1	1	2	3.86	
Brent Janak	PVAMU (3.1)	2.0	2	0	0	0	2	2.0	2	0	0	2	0.00	
Josh Crain	PVAMU (3.1)	1.0	0	0	0	0	2	3.0	1	0	2	5	0.00	
Tyler Keegan	PVAMU (3.1)	1.0	2	3	3	1	0	1.0	4	5	4	0	45.00	
<b>TEAM</b>								<b>83.1</b>	<b>76</b>	<b>38</b>	<b>44</b>	<b>83</b>	<b>4.10</b>	

## INDIVIDUAL GAME BESTS

### MOST IP, STARTER

LU: 8.0, W. Hibbs vs. UTRGV (3.4)

OPP: 9.0, three times

### INNINGS PITCHED, RELIEVER

LU: 5.0, B. Brown, vs. LSU (2.24)

OPP: 4.0, B. Stockert, NDSU (2.26)

### WALKS

LU: 4, three times

OPP: 5, three times

### STRIKEOUTS

LU: 10, J. McKinley vs. UCA (3.19)

OPP: 10, C. Chandler, SEMO (2.20)

### HIT BY PITCH

LU: 1, 10 times

OPP: 2, A. Cartwright, LSU (2.24)

### FEWEST HITS, CG

LU: N/A

OPP: 5, twice

### FEWEST WALKS, CG

LU: N/A

OPP: 0, A. Garcia, UTRGV (3.5)

## RECORDS

### RECORD ON DAY:

**Friday:** Hibbs (3-0), Johnson (1-0)

**Saturday:** McKinley (1-0), Moore (0-1), Martinez (0-1), Hibbs (0-1), Johnson (1-0)

**Sunday:** Martinez (1-1), Brown (1-0), Johnson (1-0), Love (0-1), McKinley (1-0)

**Monday:** Andrews (1-0)

**Tuesday:** Moore (1-0), Janak (0-1)

**Wednesday:** Johnson (1-0)



### LAMAR'S RECORD WHEN...

Overall	13-7
Conference Games	4-2
Non-Conference Games	9-5
Home Games	12-5
Away Games	1-2
Neutral Site Games	-
Day Games	8-5
Night Games	5-2
vs. Left-Handed Starter	4-0
vs. Right-Handed Starter	9-7
1-Run Games	6-2
2-Run Games	0-2
5+ Run Games	4-0
Extra Inning Games	2-0
Shutouts	0-2
Scoring 0-2 runs	2-3
Scoring 3-5 runs	3-3
Scoring 6-9 runs	4-1
Scoring 10+ runs	4-0
Opponent scores 0-2 runs	6-1
Opponent scores 3-5 runs	4-3
Opponent scores 6-9 runs	2-3
10+ runs	1-0
Scored in 1st inning	4-1
Opponent scored in 1st inning	1-3
Scores first	8-1
Opponent scores first	5-6
Leading after 6 innings	11-2
trailing after 6 innings	1-4
tied after 6 innings	1-1
Leading after 7 innings	8-1
trailing after 7 innings	2-5
tied after 7 innings	2-1
Leading after 8 innings	9-0
trailing after 8 innings	0-7
tied after 8 innings	3-0
Hit 0 home runs	4-5
Hit 1 home run	4-2
Hit 2+ home runs	5-0
Opponent hits 0 home run	10-7
Opponent hits 1 home runs	3-0
Opponent hits 2+ home runs	-
Made 0 errors	8-2
Made 1 error	3-2
Made 2+ errors	2-3
Opponent made 0 errors	4-0
Opponent made 1 error	5-5
Opponent made 2+ errors	4-2
Out-hit opponent	8-3
Out-hit by opponent	3-3
Hits are tied	2-1

### SERIES STATS VS. '16 OPPONENTS

Batting	G	Avg.	AB	R	H	2B-3B-HR	RBI	BB-SO	HBP
Southeast Missouri St.	3	.221	95	9	21	2-0-1	9	6-27	0
Arizona	1	.333	36	13	12	0-0-4	12	4-3	1
LSU	1	.303	33	12	10	4-0-2	12	8-10	3
North Dakota St.	4	.246	138	18	34	6-0-1	14	15-30	2
Prairie View A&M	1	.441	34	13	15	4-0-2	13	6-1	0
UT Rio Grande Valley	3	.317	101	11	32	2-1-0	11	7-12	2
Rice	CANCELED -- Rain								
Northwestern St.	3	.230	100	7	23	3-0-2	6	7-12	3
Houston	1	.306	36	3	11	0-0-1	3	3-12	0
Central Arkansas	3	.356	104	35	37	7-0-6	32	21-20	3
McNeese St.									
New Orleans									
Texas									
Abilene Christian									
Nicholls									
A&M-Corpus Christi									
Baylor									
Texas Southern									
Houston Baptist									
Incarnate Word									
Southeastern La.									
Sam Houston St.									
Stephen F. Austin									
Pitching	W-L-S	ERA	IP	H	R	ER	BB	SO	HBP
Southeast Missouri St.	3-0-2	1.29	28.0	19	4	4	8	37	0
Arizona	1-0-1	5.00	9.0	9	5	5	7	9	1
LSU	1-0-1	11.00	9.0	12	11	11	5	5	3
North Dakota St.	1-3-0	3.75	36.0	43	23	15	21	32	1
Prairie View A&M	1-0-0	3.86	7.0	6	3	3	2	7	1
UT Rio Grande Valley	2-1-2	2.67	27.0	29	9	8	7	12	3
Rice	CANCELED -- Rain								
Northwestern St.	1-2-0	3.81	26.0	27	12	11	6	21	1
Houston	0-1-0	4.00	9.0	7	4	4	4	9	0
Central Arkansas	3-0-0	3.67	27.0	25	13	11	14	34	0
McNeese St.									
New Orleans									
Texas									
Abilene Christian									
Nicholls									
A&M-Corpus Christi									
Baylor									
Texas Southern									
Houston Baptist									
Incarnate Word									
Southeastern La.									
Sam Houston St.									
Stephen F. Austin									

### SCORING BY INNINGS

	1	2	3	4	5	6	7	8	9	EX	Total
Lamar	8	17	6	13	16	30	7	18	3	3	121
Opponents	6	11	11	7	10	6	14	12	6	1	84



**D1BASEBALL.COM TOP 25 POLL**

**GAME-BY-GAME BY POSITION**

TEAM	W-L	PR	Dt	Opponent	C	1B	2B	3B	SS	LF	CF	RF	DH
1 Florida	5-0	1	2.19	Southeast Missouri State	Arredondo	Silvers	Varela	Nash	van der Meer	Russell	Satran	Middleton	McDowell
2 Vanderbilt	5-0	2	2.20	Southeast Missouri State	Arredondo	Silvers	Tristan	Nash	van der Meer	Russeell	Satran	Middleton	McDowell
3 Texas A&M	4-0	3	2.21	Southeast Missouri State	Arredondo	Nash	Varela	Adames	van der Meer	Russell	Satran	Middelton	McDowell
4 Oregon State	2-1	4	2.22	Arizona	Arredondo	Silvers	Tristan	Nash	van der Meer	Russell	Satran	Middleton	McDowell
5 Louisville	4-0	5	2.24	LSU	Arredondo	Silver	Varela	Nash	van der Meer	Russell	Satran	Middleton	McDowell
6 North Carolina	3-1	6	2.26	North Dakota State	Arredondo	Silver	Tristan	Nash	van der Meer	Russell	Satran	Middleton	McDowell
<b>7 LSU</b>	<b>3-1</b>	<b>7</b>	2.27	North Dakota State	Arredondo	Nash	Varela	Adames	van der Meer	Russell	Satran	Middleton	McDowell
8 TCU	3-1	11	2.27	North Dakota State	Arredondo	Silvers	Tristan	Nash	van der Meer	Russell	Satran	Middleton	McDowell
9 Ole Miss	5-0	13	2.28	North Dakota State	Arredondo	Nash	Tristan	Varela	van der Meer	Russell	Erickson	Middleton	McDowell
10 Miami	4-1	10	3.1	Prairie View A&M	Adames	Silvers	Varela	Nash	van der Meer	Russell	Erickson	Middleton	McDowell
11 Florida State	5-0	15	3.4	UT Rio Grande Valley	Arredondo	Silvers	Tristan	Nash	van der Meer	McDowell	Erickson	Middleton	Adames
12 California	1-1	12	3.5	UT Rio Grande Valley	Arredondo	Adames	Varela	Nash	van der Meer	Russell	Erickson	Middleton	McDowell
13 NC State	3-2	8	3.6	UT Rio Grande Valley	Arredondo	Adames	Tristan	Nash	van der Meer	Russell	Erickson	Middleton	McDowell
14 Arkansas	3-1	14	3.8	Rice	<i>CANCELED</i>								
15 Mississippi State	4-0	20	3.12	Northwestern State	Arredondo	Adames	Varela	Nash	van der Meer	Russell	Erickson	Middleton	McDowell
16 South Carolina	5-0	17	3.13	Northwestern State	Arredondo	Adames	Tristan	Nash	van der Meer	Russell	Erickson	Middleton	McDowell
17 East Carolina	3-2	16	3.13	Northwestern State	Arredondo	Adames	Tristan	Nash	van der Meer	Russell	Erickson	Middleton	McDowell
18 Virginia	4-1	18	3.15	Houston	Arredondo	Nash	Taff	McDowell	van der Meer	Russell	Erickson	Middleton	Adames
19 Clemson	3-1	22	3.18	Central Arkansas	Arredondo	Nash	Varela	McDowell	van der Meer	Russell	Satran	Middleton	Adames
20 UCLA	2-2	19	3.19	Central Arkansas	Arredondo	Nash	Varela	McDowell	van der Meer	Russell	Satran	Middleton	Adames
21 Oregon	0-3	9	3.20	Central Arkansas	Arredondo	Nash	Varela	McDowell	van der Meer	Russell	Satran	Middleton	Adames
22 Long Beach State	3-1	NR	3.24	New Orleans	Arredondo	Nash	Varela	McDowell	van der Meer	Russell	Satran	Middleton	Adames
23 Cal State Fullerton	3-2	23	3.25	New Orleans									
24 Louisiana-Lafayette	2-2	24	3.26	New Orleans									
25 Oklahoma State	3-0	25	3.29	Texas									

**COLLEGIATE BASEBALL**

TEAM	W-L	PR	Dt	Opponent
1. Florida	17-1	1	4.1	Abilene Christian
2. Vanderbilt	15-1	2	4.2	Abilene Christian
3. Texas A&M	15-1	3	4.3	Abilene Christian
4. Louisville	13-2	4	4.5	Nicholls
5. Miami, Fla.	13-3	5	4.6	Nicholls
6. Oregon St.	12-2	6	4.8	A&M-Corpus Christi
7. North Carolina	12-2	7	4.9	A&M-Corpus Christi
8. Mississippi	15-1	13	4.10	A&M-Corpus Christi
9. Florida St.	13-3	14	4.13	Baylor
<b>10. Louisiana St.</b>	<b>12-3</b>	<b>10</b>	4.15	McNeese State
11. Texas Christian	12-3	11	4.16	McNeese State
12. Missouri St.	12-2	12	4.17	McNeese State
13. Mississippi St.	12-3-1	26	4.20	Texas Southern
14. Virginia	11-5	15	4.22	Houston Baptist
15. Florida Atlantic	13-2	16	4.23	Houston Baptist
16. California	10-4	18	4.24	Houston Baptist
17. Arkansas	13-3	17	4.29	Incarnate Word
18. Oregon	8-5	8	4.30	Incarnate Word
19. Clemson	11-3	20	5.1	Incarnate Word
20. South Carolina	15-2	21	5.4	Rice
21. U.C. Santa Barbara	12-3	22	5.6	Southeastern La.
22. Boston College	12-3	—	5.7	Southeastern La.
23. N.C. State	13-4	19	5.8	Southeastern La.
24. Michigan	11-3	27	5.13	Sam Houston State
25. Georgia Tech.	12-3	9	5.14	Sam Houston State
			5.15	Sam Houston State
			5.19	Stephen F. Austin
			5.20	Stephen F. Austin
			5.21	Stephen F. Austin

**BOLD** - denotes playing LU in 2016



**BASEBALL AMERICA**

**GAME-BY-GAME BATTING ORDER**

TEAM	W-L	PR	Dt	Opponent	1	2	3	4	5	6	7	8	9	SP
1. Florida	17-1	1	2.19	SE Missouri St.	van der Meer	Middleton	McDowell	Nash	Russell	Silvers	Arredondo	Varela	Satran	Hibbs
2. Texas A&M	15-1	2	2.20	SE Missouri St.	van der Meer	Middleton	McDowell	Nash	Russell	Silvers	Arredondo	Tristan	Satran	McKinley
3. Oregon State	12-2	3	2.21	SE Missouri St.	van der Meer	Middleton	Nash	McDowell	Russell	Adames	Arredondo	Varela	Satran	Martinez
4. Louisville	13-2	4	2.22	Arizona	van der Meer	Middleton	Nash	McDowell	Russell	Silvers	Arredondo	Tristan	Satran	Farley
5. Vanderbilt	15-1	5	2.24	LSU	van der Meer	Middleton	Nash	McDowell	Russell	Silvers	Arredondo	Varela	Satran	Janak
6. Miami	13-3	6	2.26	N. Dakota St.	van der Meer	Nash	Middleton	McDowell	Russell	Arredondo	Silvers	Satran	Tristan	Hibbs
<b>7. Louisiana State</b>	<b>12-3</b>	<b>7</b>	2.27	N. Dakota St.	van der Meer	Nash	Middleton	McDowell	Russell	Arredondo	Adames	Varela	Satran	McKinley
8. Texas Christian	12-3	8	2.27	N. Dakota St.	van der Meer	Nash	Middleton	McDowell	Russell	Arredondo	Silvers	Tristan	Satran	Martinez
9. California	10-4	9	2.28	N. Dakota St.	van der Meer	Nash	Middleton	McDowell	Arredondo	Russell	Erickson	Tristan	Varela	Love
10. Virginia	11-5	10	3.1	Prairie View A&M	van der Meer	Nash	McDowell	Middleton	Russell	Adames	Silvers	Erickson	Varela	Moore
11. North Carolina	12-2	12	3.4	UTRGV	van der Meer	Nash	McDowell	Arredondo	Middleton	Adames	Silvers	Erickson	Tristan	Hibbs
12. Mississippi	15-1	13	3.5	UTRGV	van der Meer	Nash	McDowell	Arredondo	Middleton	Adames	Russell	Erickson	Varela	McKinley
13. Florida State	13-3	15	3.6	UTRGV	van der Meer	Nash	McDowell	Arredondo	Adames	Middleton	Russell	Erickson	Tristan	Love
14. UCLA	8-7	14	3.8	Rice	<i>CANCELED</i>									
15. Mississippi State	12-3	24	3.12	Northwestern St.	van der Meer	Nash	McDowell	Arredondo	Adames	Middleton	Russell	Erickson	Varela	Hibbs
16. Louisiana-Lafayette	10-6	16	3.13	Northwestern St.	van der Meer	Nash	McDowell	Arredondo	Middleton	Adames	Russell	Erickson	Tristan	McKinley
17. Arkansas	13-3	18	3.13	Northwestern St.	van der Meer	Nash	McDowell	Arredondo	Middleton	Adames	Russell	Erickson	Tristan	Love
18. Michigan	11-3	19	3.15	Houston	van der Meer	Nash	McDowell	Arredondo	Middleton	Adames	Russell	Erickson	Taff	Janak
<b>20. Houston</b>	<b>8-6</b>	<b>21</b>	3.18	Central Arkansas	van der Meer	Nash	McDowell	Arredondo	Adames	Russell	Middleton	Varela	Satran	Hibbs
21. North Carolina State	13-4	17	3.19	Central Arkansas	van der Meer	Nash	Arredondo	Russell	McDowell	Middleton	Adames	Varela	Satran	Love
22. Oklahoma State	9-6	22	3.20	Central Arkansas	van der Meer	Nash	Arredondo	Russell	McDowell	Adames	Middleton	Varela	Satran	McKinley
23. College of Charleston	11-4	NR	3.24	New Orleans										
24. Long Beach State	10-5	NR	3.25	New Orleans										
25. Michigan State	13-1	NR	3.26	New Orleans										

**NCBWA**

Team	W-L	PR	Dt	Opponent
1. Florida	17-1	1	4.1	Abilene Christian
2. Vanderbilt	15-1	2	4.2	Abilene Christian
3. Texas A&M	15-1	3	4.3	Abilene Christian
4. Louisville	13-2	5	4.5	Nicholls
5. Oregon State	12-2	4	4.6	Nicholls
6. Miami	13-3	6	4.8	A&M-Corpus Christi
7. TCU	12-3	7	4.9	A&M-Corpus Christi
8. Florida State	13-3	11	4.10	A&M-Corpus Christi
<b>9. LSU</b>	<b>12-3</b>	<b>9</b>	4.13	Baylor
10. North Carolina	12-2	10	4.15	McNeese St.
11. Ole Miss	15-1	15	4.16	McNeese St.
12. Virginia	11-5	14	4.17	McNeese St.
13. California	10-4	12	4.20	Texas Southern
14. Mississippi State	12-3-1	20	4.22	Houston Baptist
15. Arkansas	13-3	16	4.23	Houston Baptist
16. Oregon	8-5	8	4.24	Houston Baptist
17. South Carolina	15-2	18	4.29	Incarnate Word
18. N.C. State	13-4	13	4.30	Incarnate Word
19. Missouri State	12-2	21	5.1	Incarnate Word
20. Florida Atlantic	13-2	23	5.4	Rice
21. Louisiana	10-6	17	5.6	Southeastern La.
22. Michigan	11-3	27	5.7	Southeastern La.
23. UCLA	8-7	19	5.8	Southeastern La.
24. Oklahoma State	9-6	26	5.13	Sam Houston St.
25. Clemson	11-3	29	5.14	Sam Houston St.
			5.15	Sam Houston St.
			5.19	Stephen F. Austin
			5.20	Stephen F. Austin
			5.21	Stephen F. Austin




**2016 STARTERS GAME-BY-GAME**

Dt	Opponent	(W-L-ND-SV)	IP	H	R	ER	BB	K
2.19	SE Missouri St.	W	6.0	3	1	1	0	8
2.20	SE Missouri St.	ND	6.0	4	0	0	0	6
2.21	SE Missouri St.	W	5.0	5	2	2	2	7
2.22	Arizona	ND	1.2	2	2	2	3	1
2.24	LSU	ND	1.1	4	6	6	2	0
2.26	N. Dakota St.	ND	6.0	7	3	3	4	4
2.27	N. Dakota St.	ND	5.2	6	2	1	1	4
2.27	N. Dakota St.	L	5.2	6	2	2	4	5
2.28	N. Dakota St.	ND	3.0	7	3	1	3	2
3.1	Prairie View A&M	W	3.0	1	0	0	0	3
3.4	UTRGV	W	8.0	7	1	1	1	4
3.5	UTRGV	ND	6.0	4	2	1	0	4
3.6	UTRGV	ND	5.1	11	1	1	0	1
3.8	Rice	CANCELED						
3.11	Northwestern St.	L	6.0	2	1	0	1	6
3.12	Northwestern St.	ND	4.2	10	4	4	0	3
3.13	Northwestern St.	L	0.1	4	3	3	0	0
3.15	Houston	L	1.0	2	1	1	1	0
3.18	Central Arkansas	W	7.0	6	2	2	3	8
3.19	Central Arkansas	ND	6.0	4	1	1	3	7
3.20	Central Arkansas	W	7.0	6	2	2	2	10
3.24	New Orleans							
3.25	New Orleans							
3.26	New Orleans							
3.29	Texas							
4.1	Abilene Christian							
4.2	Abilene Christian							
4.3	Abilene Christian							
4.5	Nicholls							
4.6	Nicholls							
4.8	A&M-Corpus Christi							
4.9	A&M-Corpus Christi							
4.10	A&M-Corpus Christi							
4.13	Baylor							
4.15	McNeese St.							
4.16	McNeese St.							
4.17	McNeese St.							
4.20	Texas Southern							
4.22	Houston Baptist							
4.23	Houston Baptist							
4.24	Houston Baptist							
4.29	Incarnate Word							
4.30	Incarnate Word							
5.1	Incarnate Word							
5.4	Rice							
5.6	Southeastern La.							
5.7	Southeastern La.							
5.8	Southeastern La.							
5.13	Sam Houston St.							
5.14	Sam Houston St.							
5.15	Sam Houston St.							
5.19	Stephen F. Austin							
5.20	Stephen F. Austin							
5.21	Stephen F. Austin							

**2016 BULLPEN GAME-BY-GAME**

Dt	Opponent	(W-L-ND-SV)	IP	H	R	ER	BB	K
2.19	SE Missouri St.	SV	3.0	2	0	0	3	5
2.20	SE Missouri St.	W	4.0	2	1	1	1	2
2.21	SE Missouri St.	SV	4.0	1	0	0	1	5
2.22	Arizona	W, SV	7.1	7	3	3	4	8
2.24	LSU	W, SV	7.2	8	5	5	3	5
2.26	N. Dakota St.	W	3.0	3	3	3	3	3
2.27	N. Dakota St.	L	3.1	4	5	0	1	4
2.27	N. Dakota St.	ND	3.1	3	1	1	1	4
2.28	N. Dakota St.	L	6.0	7	4	4	3	6
3.1	Prairie View A&M	ND	4.0	5	3	3	2	4
3.4	UTRGV	S	1.0	0	0	0	0	4
3.5	UTRGV	L	3.0	6	5	5	2	0
3.6	UTRGV	W, S	3.2	1	0	0	4	1
3.8	Rice	CANCELED						
3.11	Northwestern St.	ND	2.0	1	1	1	1	4
3.12	Northwestern St.	W	5.1	6	1	1	1	3
3.13	Northwestern St.	ND	8.2	4	2	2	3	5
3.15	Houston	ND	8.0	5	3	3	3	8
3.18	Central Arkansas	ND	2.0	4	3	3	3	2
3.19	Central Arkansas	W	3.0	5	5	3	3	2
3.20	Central Arkansas	ND	2.0	0	0	0	0	5
3.24	New Orleans							
3.25	New Orleans							
3.26	New Orleans							
3.29	Texas							
4.1	Abilene Christian							
4.2	Abilene Christian							
4.3	Abilene Christian							
4.5	Nicholls							
4.6	Nicholls							
4.8	A&M-Corpus Christi							
4.9	A&M-Corpus Christi							
4.10	A&M-Corpus Christi							
4.13	Baylor							
4.15	McNeese St.							
4.16	McNeese St.							
4.17	McNeese St.							
4.20	Texas Southern							
4.22	Houston Baptist							
4.23	Houston Baptist							
4.24	Houston Baptist							
4.29	Incarnate Word							
4.30	Incarnate Word							
5.1	Incarnate Word							
5.4	Rice							
5.6	Southeastern La.							
5.7	Southeastern La.							
5.8	Southeastern La.							
5.13	Sam Houston St.							
5.14	Sam Houston St.							
5.15	Sam Houston St.							
5.19	Stephen F. Austin							
5.20	Stephen F. Austin							
5.21	Stephen F. Austin							





# JIM GILLIGAN

## THE LAST HOORAH

**39<sup>TH</sup> SEASON AT LAMAR  
40<sup>TH</sup> SEASON OVERALL  
LAMAR, 1969**

**1,333  
VICTORIES**

**133  
ALL-CONFERENCE  
HONOREES**

**11  
MAJOR LEAGUERS**

**10  
SOUTHLAND  
CHAMPIONSHIPS**

**6  
COACH OF THE  
YEAR  
AWARDS**

**4  
ALL-AMERICANS**

For the better part of 38 years, head coach **Jim Gilligan** has been the face of the Lamar University Baseball. The skipper has been around and influenced the program since his playing days back in 1967, but alongside his wife LaVerne, Gilligan announced his plans to retire at the conclusion of the 2016 season during a press conference Monday afternoon in the Dauphin Athletic Complex.

Gilligan, who is a former pitching ace for Lamar University from 1967-68, began his coaching career as a graduate assistant under Bill Vincent in 1970 after a brief stint in Detroit's Class-A affiliate in New York.

In 1972, he took his first head coaching job and led Western New Mexico to a 10-10 record. After one year, his alma mater came calling; he answered and took over as head coach in 1973. Other than a brief stint as a professional club coach from 1987-1991, he's been the skipper since.

"We are extremely grateful for all that Jim has done for Lamar University, the athletics department and especially the baseball program," said Director of Athletics Jason Henderson. "Jim's passion for Lamar University and baseball is unmatched.

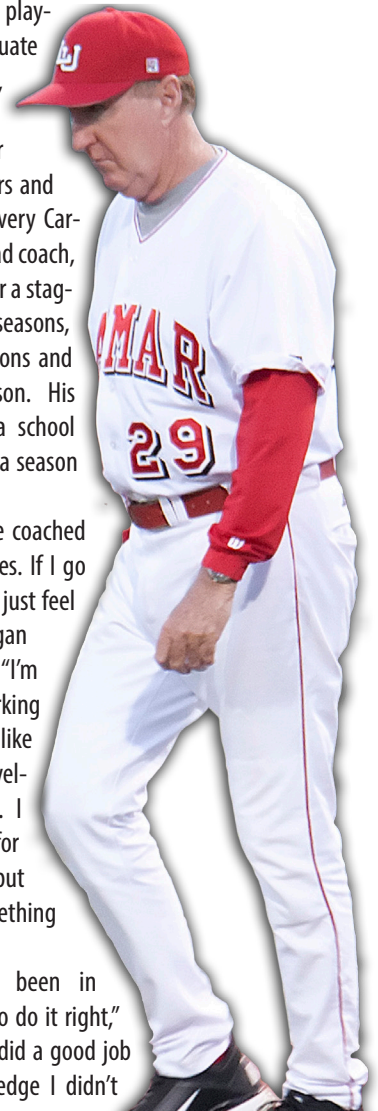
"The mark that he has left on collegiate baseball and Lamar University will never be forgotten," he said. "We are excited to celebrate his career this upcoming season and look forward to a great 2016 campaign."

Just last season, he accomplished something that only 18 coaches in the history of the NCAA did before him, attain 1,300 career wins. That win came in a 7-6 season-opening victory over New Mexico State, and by the end of the season Gilligan claimed with 1,320 wins. His career record stands at 1,320-875-1, and all but two of Lamar's 12 conference championships were won under Gilligan's tutelage.

Counting his playing and graduate assistant days, he has faithfully served Lamar for more than 40 years and has seen nearly every Cardinal win. As a head coach, he has accounted for a staggering 29 30-win seasons, eight 40-win seasons and one 50-win season. His 1981 squad set a school record for wins in a season at 54.

"It's time. I've coached here for six decades. If I go seven decades, I'll just feel old," said Gilligan with a chuckle. "I'm going to miss working with the players. I like watching the development of players. I don't have plans for what I'll do yet, but I'm sure I'll do something targeted that way.

"I've always been in pursuit of trying to do it right," he said. "I think I did a good job of gaining knowledge I didn't



have.”

The six-time league coach of the year considers one of his greatest accomplishments to be his induction into the Texas Baseball Hall of Fame in 2004. He went in alongside Houston Astro greats Jeff Bagwell and Craig Biggio and Rangers’ Kenny Rogers.

He was also inducted into the Southland Conference Hall of Honor, and joined eight of LU’s best, J.B. Higgins, F.L. McDonald, Billy Tubbs, Belle Mead, Sonny Jolly, Katrinka Jo Crawford, Paul Zeek and Chris Stroud.

The City of Beaumont loved him so much that in 2010 it voted unanimously to rename a stretch of Florida Avenue running adjacent to Vincent-Beck Stadium to Jim Gilligan Way. Additionally, he was honored as a Distinguished Lamar Alum in 2012.

During his tenure, Gilligan guided the Cardinals to 12 NCAA Regional Tournaments, the most recent being 2010 after his group swept its way through the Southland Conference Tournament in Corpus Christi. From 1976-1981, a span of six years, he ran through four NCAA Regionals and worked up a 296-108-5 record during the time period. Three times in his career he went to back-to-back NCAA Tournaments, including three-straight from 2002-04. In those three seasons he accumulated a 117-58 record.

His 1976, 1977, 1993, 2002, 2003, 2004 seasons all netted him league coach of the year honors, all were Southland Conference honors except the 1993 award. He alone has more SLC Coach of the Year honors than every current program in the conference except Northwestern State.

His head coaching career is split into two periods. His first phase spanned



*Gilligan in his pitching days with then-Lamar Tech*



*Gilligan gets a Gatorade bath after winning his 1,300 win.*

from 1973-86 to which he led the Cardinals to seven league championships and six NCAA appearances.

His teams played twice in the NCAA Regional Finals, one step from a shot at the College World Series, but fell in both. He earned his 500th career victory in 1986, and was the youngest coach to ever do so at the time.

When he returned in 1992, Gilligan had to revive a struggling Cardinal program that had a 120-152-1 record in his absence. The worst of those in the season before he returned at 18-34. In 1992, he improved the Cards to a 32-21 record and followed that with a Sun Belt Conference Championship in 1993. Since that championship, he has won two more league crowns, three tournament championships and made five NCAA Regional appearances.

During his stint away from Lamar, Gilligan managed the 1987 Salt Lake Trappers of the Pioneer League. That team broke a 68-year professional record by winning 29 consecutive games. To recognize the achievement, the National Baseball Hall of Fame and Museum in Cooperstown, N.Y., created a permanent display featuring Gilligan’s No. 29 jersey, a number he still proudly wears today. Before becoming Salt Lake’s manager in 1987, he served as the Trappers’ pitching coach in 1986. In that season Salt Lake had the best pitching staff in the league and led the Trappers to the Pioneer League Championship.

The skipper claimed three-straight conference championships from 1975-77, which was only the second time a team in the league had done so. He accumulated 33 wins and only 12 losses in league play during that span, and the Cardinals did not drop a single conference series during the 1977 campaign.

When the Southland Conference celebrated its 50th anniversary, it released five all-decade teams and Gilligan was listed on four of them. For the 1960s, he was listed on the team as a pitcher, and for the 1970s, 1980s and 2000s, he was listed as a coach. Gilligan is the Southland Conference’s and Lamar’s winningest coach.

In 2003, Gilligan guided Lamar to its 11th regular season title and a spot in to a NCAA Regional hosted by Texas. Big Red came within one win of advancing a NCAA Super Regional after pushing the host Longhorns to a championship game. UT pulled out a 6-3 win over the Cardinals and went on to the College World Series.

Gilligan has coached 133 all-conference selections, 79 major league draftees, six major leaguers and four All-Americans during his career. Joe McCann (1976-79) is one of only two players to be named All-Southland Conference for four seasons, and Mike Laudig (1976-78) is one of only 13 to take the honors three times.

He has coached one Southland Conference Player of the Year, four Hitters of the Year and nine Pitchers of the Year.

“I would be slighting several teams to narrow down my favorite moment,” he said. “There are so many great players to come through here.”

His trademark has always been getting the most out of his players, especially the pitching staff, having been a pitcher himself. A former southpaw for LU, Gilligan led Lamar’s 1967 staff in victories (five), earned run average (2.54) and strikeouts (60).

“If I didn’t play here, I’m not sure that I would have started coaching,” said Gilligan. “I don’t think I would have gotten into this business for any other program but our own.”

He graduated with a bachelor’s degree in 1969 and earned his master’s degree the following year. He and LaVerne, who was always instrumental in the success of the annual Lamar Baseball Banquet and securing outfield billboard sponsors, reside in Beaumont.





2016 Lamar Cardinals Baseball  
 Overall Statistics for Lamar University (as of Mar 21, 2016)  
 (All games Sorted by Batting avg)



Record: 13-7 Home: 12-5 Away: 1-2 Southland: 4-2

Player	avg	gp-gs	ab	r	h	2b	3b	hr	rbi	tb	slg%	bb	hp	so	gdp	ob%	sf	sh	sb-att	po	a	e	fld%	
32 Arredondo, Bryndan	.400	19-19	70	16	28	6	0	2	11	40	.571	10	1	11	3	.464	3	0	0-1	159	15	3	.983	
17 Russell, Reid	.361	20-19	72	15	26	1	0	8	21	51	.708	9	0	18	2	.427	1	0	0-0	29	1	0	1.000	
18 van der Meer, Slijn	.329	20-20	76	14	25	0	0	1	8	28	.368	15	3	7	0	.453	1	0	2-3	27	61	3	.967	
36 McDowell, Cutter	.305	20-20	82	13	25	5	0	1	11	33	.402	9	0	15	4	.374	0	1	0-0	3	6	0	1.000	
33 Adames, Robin	.304	18-13	56	10	17	6	0	1	11	26	.464	2	5	14	2	.381	0	1	0-0	68	4	7	.911	
21 Nash, Jake	.293	20-20	82	15	24	4	1	2	17	36	.439	9	1	8	6	.366	1	1	0-1	58	30	2	.978	
24 Middleton, Jacoby	.232	20-20	69	12	16	3	0	3	14	28	.406	13	4	17	0	.384	0	2	3-4	33	1	0	1.000	
-----																								
7 Satran, Brendan	.282	11-11	39	10	11	2	0	1	9	16	.410	2	0	11	0	.317	0	0	3-3	33	0	1	.971	
9 Varela, Chaneng	.237	17-11	38	4	9	2	0	0	4	11	.289	2	0	4	1	.275	0	1	0-0	15	29	2	.957	
44 Silvers, Trey	.179	13-8	28	4	5	3	0	0	0	8	.286	5	1	11	0	.324	0	0	0-0	67	1	1	.986	
2 Tristan, Gavin	.148	15-9	27	4	4	0	0	0	0	4	.148	0	0	7	0	.148	0	0	1-2	16	18	0	1.000	
8 Erickson, Ryan	.139	15-9	36	4	5	1	0	0	6	6	.167	1	0	2	1	.154	2	1	1-1	22	2	0	1.000	
26 Taff, Brett	.000	2-1	3	0	0	0	0	0	0	0	.000	0	0	2	0	.000	0	0	0-0	0	0	0	.000	
Totals	.288	20	678	121	195	33	1	19	112	287	.423	77	15	127	19	.369	8	7	10-15	534	187	19	.974	
Opponents	.262	20	676	84	177	29	7	3	75	229	.339	74	10	166	15	.341	5	9	25-35	509	201	25	.966	

LOB - Team (155), Opp (158). DPs turned - Team (18), Opp (22). CI - Team (2), Arredondo, B 2. IBB - Team (2), Russell, R. 2, Opp (1).

(All games Sorted by Earned run avg)

Player	era	w-l	app	gs	cg	sho	sv	ip	h	r	er	bb	so	2b	3b	hr	b/avg	wp	hp	bk	sfa	sha
48 Hibbs, Will	1.91	3-1	5	5	0	0/0	0	33.0	25	8	7	9	30	2	1	0	.212	1	1	1	1	1
28 McKinley, Jayson	2.45	1-0	5	5	0	0/0	0	29.1	30	10	8	3	27	7	1	1	.265	2	2	0	0	2
19 Love, Billy	2.89	0-1	5	4	0	0/0	1	18.2	27	8	6	7	15	7	1	0	.338	4	0	0	0	1
31 Brown, Brett	3.38	1-0	8	0	0	0/0	0	16.0	13	7	6	7	11	2	0	0	.232	2	0	0	2	1
20 Martinez, Fernando	4.60	1-2	5	2	0	0/0	0	15.2	16	8	8	10	16	4	0	0	.267	0	1	0	0	1
-----																						
40 Crain, Josh	0.00	0-0	3	0	0	0/0	0	3.0	1	0	0	2	5	0	0	0	.125	0	0	0	1	0
35 Moore, Travis	0.79	1-1	4	1	0	0/0	1	11.1	5	4	1	4	12	0	1	0	.132	1	1	0	0	1
27 Johnson, Jimmy	2.03	5-0	7	0	0	0/0	2	13.1	12	4	3	5	14	1	0	1	.255	0	1	0	0	1
30 Oquendo, Enrique	2.13	0-0	8	0	0	0/0	2	12.2	6	3	3	4	20	1	0	0	.143	1	2	2	1	1
34 Farley, Joe	3.00	0-0	3	1	0	0/0	0	6.0	4	2	2	3	6	0	0	0	.190	1	0	0	0	0
46 White, Matt	3.86	0-0	2	0	0	0/0	0	2.1	3	1	1	1	2	0	0	0	.300	1	0	0	0	0
6 Leggett, Kyle	7.36	0-0	3	0	0	0/0	0	3.2	9	5	3	0	0	2	0	0	.429	0	0	0	0	0
5 Andrews, Galen	14.09	1-1	6	0	0	0/0	0	7.2	14	12	12	12	6	1	3	0	.389	2	0	0	0	0
11 Janak, Brent	14.54	0-1	3	2	0	0/0	0	4.1	8	7	7	3	2	2	0	1	.421	2	1	2	0	0
22 Keegan, Tyler	45.00	0-0	2	0	0	0/0	0	1.0	4	5	5	4	0	0	0	0	.571	2	1	0	0	0
Totals	3.64	13-7	20	20	0	0/0	6	178.0	177	84	72	74	166	29	7	3	.262	19	10	5	5	9
Opponents	5.04	7-13	20	20	3	2/1	4	169.2	195	121	95	77	127	33	1	19	.288	19	15	1	8	7

PB - Team (3), Arredondo, B 3, Opp (5). SBA/ATT - Arredondo, B (25-35), Hibbs, W. (6-9), Johnson, J. (3-4), McKinley, J. (2-4), Moore, T. (2-3), White, M. (2-2), Keegan, T. (2-2), Brown, B. (2-2), Love, B. (2-2), Martinez, F. (1-2), Janak, B. (1-2), Oquendo, E. (1-1), Andrews, G. (1-1), Crain, J. (0-1).



2016 Lamar Cardinals Baseball  
Game Results for Lamar University (as of Mar 21, 2016)  
(All games)



Date	Opponent	Score	Inns	Overall	Southland	Pitcher of record	Attend	Time
Feb 19, 2016	SOUTHEAST MISSOURI	w 2-1	9	1-0-0	0-0-0	Hibbs, W. (W 1-0)	647	2:41
Feb 20, 2016	SOUTHEAST MISSOURI	w 2-1	(10)	2-0-0	0-0-0	Johnson, J. (W 1-0)	659	2:23
Feb 21, 2016	SOUTHEAST MISSOURI	w 5-2	9	3-0-0	0-0-0	Martinez, F. (W 1-0)	691	2:26
Feb 22, 2016	ARIZONA	w 13-5	9	4-0-0	0-0-0	Andrews, G. (W 1-0)	671	3:17
Feb 24, 2016	#5 LSU	w 12-11	9	5-0-0	0-0-0	Johnson, J. (W 1-0)	3563	3:12
Feb 26, 2016	NORTH DAKOTA ST.	w 7-6	9	6-0-0	0-0-0	Johnson, J. (W 2-0)	611	2:50
Feb 27, 2016	NORTH DAKOTA ST.-1	L 6-7	9	6-1-0	0-0-0	Moore, T. (L 0-1)	827	3:12
Feb 27, 2016	NORTH DAKOTA ST.-2	L 0-3	9	6-2-0	0-0-0	Martinez, F. (L 0-1)	827	2:30
Feb 28, 2016	NORTH DAKOTA ST.	L 5-7	9	6-3-0	0-0-0	Andrews, G. (L 1-1)	614	2:48
Mar 01, 2016	PRAIRIE VIEW	w 13-3	7	7-3-0	0-0-0	Moore, T. (W 1-1)	502	2:19
Mar 04, 2016	UTRGV	w 4-1	9	8-3-0	0-0-0	Hibbs, W. (W 2-0)	677	2:52
Mar 05, 2016	UTRGV	L 3-7	9	8-4-0	0-0-0	Martinez, F. (L 1-2)	732	2:36
Mar 06, 2016	UTRGV	w 4-1	9	9-4-0	0-0-0	Brown, B. (W 1-0)	577	2:47
* Mar 12, 2016	at Northwestern State	L 0-2	9	9-5-0	0-1-0	Hibbs, W. (L 2-1)	612	2:26
* Mar 13, 2016	at Northwestern State-1	w 6-5	(10)	10-5-0	1-1-0	Johnson, J. (W 4-0)	-	3:19
* Mar 13, 2016	at Northwestern State-2	L 1-5	9	10-6-0	1-2-0	Love, B. (L 0-1)	582	1:57
Mar 15, 2016	#19 HOUSTON	L 3-4	9	10-7-0	1-2-0	Janak, B. (L 0-1)	1074	2:50
* Mar 18, 2016	CENTRAL ARKANSAS	w 19-5	9	11-7-0	2-2-0	Hibbs, W. (W 3-1)	536	3:31
* Mar 19, 2016	CENTRAL ARKANSAS	w 7-6	9	12-7-0	3-2-0	Johnson, J. (W 5-0)	636	3:38
* Mar 20, 2016	CENTRAL ARKANSAS	w 9-2	9	13-7-0	4-2-0	McKinley, J. (W 1-0)	573	2:23

() extra inning game

2016 Lamar Cardinals Baseball  
 Team Game-by-Game for Lamar University (as of Mar 21, 2016)  
 Batting (All games)

Date	Opponent	ab	r	h	rbi	2b	3b	hr	tb	bb	ibb	sb	cs	hbp	sac	sf	gdp	k	po	a	e	lob	avg
Feb 19	SOUTHEAST MISSOUR	28	2	5	2	0	0	0	5	4	0	2	0	0	0	0	0	10	27	9	0	6	.179
Feb 20	SOUTHEAST MISSOUR	34	2	5	2	0	0	0	5	2	0	0	0	0	0	0	1	12	30	10	0	5	.161
Feb 21	SOUTHEAST MISSOUR	33	5	11	5	2	0	1	16	0	0	1	0	0	1	1	0	5	27	8	1	6	.221
Feb 22	ARIZONA	36	13	12	12	0	0	4	24	4	0	0	0	1	0	0	1	3	27	7	0	4	.252
Feb 24	LSU	33	12	10	12	4	0	2	20	8	0	0	1	4	0	0	0	10	27	9	0	9	.262
Feb 26	NORTH DAKOTA ST.	37	7	11	6	1	0	1	15	5	0	0	1	0	0	0	0	12	27	12	0	9	.269
Feb 27	NORTH DAKOTA ST.	38	6	10	4	3	0	0	13	3	0	4	1	1	0	1	0	9	27	7	4	10	.268
Feb 27	NORTH DAKOTA ST.	31	0	5	0	0	0	0	5	3	0	0	0	0	1	0	1	6	27	12	0	8	.256
Feb 28	NORTH DAKOTA ST.	33	5	8	4	2	0	0	10	4	0	0	0	1	2	1	1	3	27	4	1	9	.254
Mar 01	PRAIRIE VIEW	34	13	15	13	5	0	2	26	6	0	0	0	0	0	1	1	1	21	9	0	9	.273
Mar 04	UTRGV	30	4	9	4	0	1	0	11	7	0	0	1	2	0	0	1	2	27	13	1	11	.275
Mar 05	UTRGV	36	3	11	3	3	0	0	14	0	0	0	0	0	1	0	1	4	27	13	2	7	.278
Mar 06	UTRGV	35	4	12	4	3	0	0	15	0	0	1	0	0	0	0	1	6	27	17	1	7	.283
*Mar 12	at Northwestern State	30	0	5	0	1	0	0	6	2	0	0	0	1	0	0	3	3	24	8	3	6	.276
*Mar 13	at Northwestern State	39	6	13	5	2	0	1	18	4	0	0	0	2	2	1	3	5	30	8	3	12	.280
*Mar 13	at Northwestern State	31	1	5	1	0	0	1	8	1	0	1	0	0	0	0	1	4	24	10	1	4	.273
Mar 15	HOUSTON	36	3	11	3	0	0	1	14	3	0	0	0	0	0	0	2	12	27	12	0	9	.275
*Mar 18	CENTRAL ARKANSAS	39	19	18	17	3	0	2	27	8	0	0	0	2	0	2	1	10	27	6	0	8	.287
*Mar 19	CENTRAL ARKANSAS	33	7	10	7	2	0	1	15	7	1	0	0	0	0	1	1	5	27	9	2	10	.288
*Mar 20	CENTRAL ARKANSAS	32	9	9	8	2	0	3	20	6	1	1	1	1	0	0	0	5	27	4	0	6	.288
Totals		678	121	195	112	33	1	19	287	77	2	10	5	15	7	8	19	127	534	187	19	155	.288

2016 Lamar Cardinals Baseball  
 Team Game-by-Game for Lamar University (as of Mar 21, 2016)  
 Pitching (All games)

Date	Opponent	ip	h	r	er	bb	so	2b	3b	hr	wp	bk	hbp	dp	ibb	score	w-l	sv	era
Feb 19	SOUTHEAST MISSOUR	9.0	5	1	1	3	13	0	1	0	1	2	0	2	0	2-1	1-0	1	1.00
Feb 20	SOUTHEAST MISSOUR	10.0	8	1	1	2	12	1	0	0	0	0	0	1	0	2-1	2-0	1	0.95
Feb 21	SOUTHEAST MISSOUR	9.0	6	2	2	3	12	1	0	0	0	0	0	1	0	5-2	3-0	2	1.29
Feb 22	ARIZONA	9.0	9	5	5	7	9	1	1	0	3	0	1	0	1	13-5	4-0	3	2.19
Feb 24	LSU	9.0	12	11	11	5	5	4	0	1	3	0	3	1	0	12-11	5-0	4	3.91
Feb 26	NORTH DAKOTA ST.	9.0	10	6	6	7	7	0	1	0	0	0	0	1	0	7-6	6-0	4	4.25
Feb 27	NORTH DAKOTA ST.	9.0	10	7	1	3	8	0	0	0	1	0	1	0	0	6-7	6-1	4	3.80
Feb 27	NORTH DAKOTA ST.	9.0	9	3	3	5	9	1	0	0	1	0	0	1	0	0-3	6-2	4	3.70
Feb 28	NORTH DAKOTA ST.	9.0	14	7	5	6	8	2	1	0	5	0	0	0	0	5-7	6-3	4	3.84
Mar 01	PRAIRIE VIEW	7.0	6	3	3	2	7	0	1	0	0	0	1	0	0	13-3	7-3	4	3.84
Mar 04	UTRGV	9.0	7	1	1	1	6	1	0	0	0	0	0	1	0	4-1	8-3	5	3.58
Mar 05	UTRGV	9.0	10	7	6	2	4	4	0	0	1	0	3	2	0	3-7	8-4	5	3.79
Mar 06	UTRGV	9.0	12	1	1	4	2	1	0	0	1	0	0	3	0	4-1	9-4	6	3.57
*Mar 12	at Northwestern State	8.0	3	2	1	2	10	1	0	0	1	1	1	0	0	0-2	9-5	6	3.41
*Mar 13	at Northwestern State	10.0	16	5	5	1	6	2	0	1	0	0	0	4	0	6-5	10-5	6	3.49
*Mar 13	at Northwestern State	8.0	8	5	5	3	5	3	0	0	1	0	0	1	0	1-5	10-6	6	3.61
Mar 15	HOUSTON	9.0	7	4	4	4	9	2	0	0	1	2	0	0	0	3-4	10-7	6	3.64
*Mar 18	CENTRAL ARKANSAS	9.0	10	5	5	6	10	0	0	0	0	0	0	0	0	19-5	11-7	6	3.71
*Mar 19	CENTRAL ARKANSAS	9.0	9	6	4	6	9	3	1	0	0	0	0	0	0	7-6	12-7	6	3.73
*Mar 20	CENTRAL ARKANSAS	9.0	6	2	2	2	15	2	1	1	0	0	0	0	0	9-2	13-7	6	3.64
Totals		178.0	177	84	72	74	166	29	7	3	19	5	10	18	1	121-84	13-7	6	3.64



2016 Lamar Cardinals Baseball  
 AB-R-H-RBI Breakdown for Lamar University (as of Mar 21, 2016)  
 (All games)



Opponent	Date	#33 Adames,R	#32 Arredondo,	#8 Erickson,R	#36 McDowell,C	#18 Meer,van d	#24 Middleton,J	#21 Nash,J	#17 Russell,R	#7 Satran,B	#44 Silvers,T	#26 Taff,B
Southeast Missouri	Feb 19	1-0-0-0	2-1-0-0	0-0-0-0	4-0-2-1	4-0-1-1	3-0-1-0	4-0-0-0	2-0-0-0	2-1-1-0	3-0-0-0	.....
Southeast Missouri	Feb 20	1-0-0-0	4-1-1-0	.....	4-0-0-0	4-0-0-0	3-1-1-0	3-0-1-0	4-0-1-1	4-0-1-1	4-0-0-0	.....
Southeast Missouri	Feb 21	3-0-0-0	3-0-2-2	Def	4-3-4-1	4-0-1-0	4-0-0-0	4-1-1-0	4-1-2-2	3-0-0-0	Def	.....
Arizona	Feb 22	1-0-0-0	3-2-1-0	Def	3-1-0-0	4-1-2-0	5-2-3-6	5-0-0-0	5-2-2-2	4-2-2-4	2-1-1-0	.....
LSU	Feb 24	4-1-2-3	2-2-1-2	.....	4-2-2-4	3-1-0-0	3-1-1-1	4-3-2-2	5-0-1-0	5-1-1-0	3-1-0-0	.....
North Dakota St.	Feb 26	2-0-0-0	4-1-3-2	.....	5-1-2-1	4-2-2-0	4-1-0-1	3-0-1-1	5-1-1-0	4-0-0-1	2-0-0-0	.....
North Dakota St.	Feb 27	3-1-1-0	5-1-4-0	2-1-0-0	3-0-0-0	4-0-0-1	5-0-2-1	4-0-1-1	5-1-0-0	4-2-2-1	1-0-0-0	.....
North Dakota St.	Feb 27	.....	4-0-1-0	2-0-0-0	4-0-0-0	3-0-1-0	4-0-2-0	3-0-1-0	3-0-0-0	1-0-0-0	3-0-0-0	.....
North Dakota St.	Feb 28	.....	4-0-0-1	4-1-0-0	4-0-1-1	4-1-1-0	2-0-1-0	5-2-3-0	2-1-1-0	.....	.....	.....
Prairie View	Mar 01	4-1-2-1	.....	3-1-1-3	5-0-2-0	2-2-0-0	2-2-1-2	5-3-2-4	5-2-3-3	.....	4-1-2-0	.....
UTRGV	Mar 04	4-0-1-0	4-0-2-0	4-0-1-0	3-0-0-0	2-2-1-0	2-0-0-0	5-0-2-4	1-0-1-0	.....	3-1-1-0	.....
UTRGV	Mar 05	4-2-1-0	4-0-2-1	4-0-1-1	4-0-1-0	5-0-1-0	3-0-0-0	4-1-2-0	4-0-2-0	.....	.....	.....
UTRGV	Mar 06	4-1-2-2	4-1-3-0	4-0-1-1	4-2-2-0	4-0-1-0	4-0-1-1	4-0-0-0	4-0-2-0	.....	.....	.....
Northwestern State	Mar 12	3-0-0-0	3-0-0-0	3-0-0-0	4-0-2-0	3-0-2-0	4-0-0-0	4-0-0-0	3-0-1-0	.....	.....	.....
Northwestern State	Mar 13	3-1-2-1	5-0-1-0	3-1-1-1	6-0-1-0	6-0-2-1	4-3-2-1	4-0-1-0	4-1-2-1	.....	1-0-1-0	.....
Northwestern State	Mar 13	3-0-1-0	4-0-1-0	3-0-0-0	4-0-0-0	4-0-1-0	3-0-0-0	4-0-0-0	3-1-1-1	.....	1-0-0-0	.....
Houston	Mar 15	4-0-1-0	3-1-2-0	3-0-0-0	5-0-1-0	5-0-3-0	3-1-0-0	5-0-2-0	4-1-2-3	.....	1-0-0-0	2-0-0-0
Central Arkansas	Mar 18	5-2-2-4	4-3-1-2	1-0-0-0	4-4-2-1	3-2-2-1	4-1-1-1	4-3-3-1	4-2-2-4	5-1-2-2	.....	1-0-0-0
Central Arkansas	Mar 19	4-1-1-0	3-2-2-1	.....	5-0-2-2	5-0-2-1	4-0-0-0	3-1-1-1	2-1-1-2	3-1-0-0	.....	.....
Central Arkansas	Mar 20	3-0-1-0	5-1-1-0	.....	3-0-1-0	3-3-2-3	3-0-0-0	5-1-1-3	3-1-1-2	4-2-2-0	.....	.....
Opponent	Date	#2 Tristan,G	#9 Varela,C									
Southeast Missouri	Feb 19	Def	3-0-0-0									
Southeast Missouri	Feb 20	2-0-0-0	1-0-0-0									
Southeast Missouri	Feb 21	.....	4-0-1-0									
Arizona	Feb 22	4-2-1-0	.....									
LSU	Feb 24	Def	Def									
North Dakota St.	Feb 26	4-1-2-0	.....									
North Dakota St.	Feb 27	.....	2-0-0-0									
North Dakota St.	Feb 27	4-0-0-0	.....									
North Dakota St.	Feb 28	4-0-0-0	4-0-1-2									
Prairie View	Mar 01	.....	4-1-2-0									
UTRGV	Mar 04	2-0-0-0	0-1-0-0									
UTRGV	Mar 05	.....	4-0-1-1									
UTRGV	Mar 06	Def	3-0-0-0									
Northwestern State	Mar 12	.....	3-0-0-0									
Northwestern State	Mar 13	3-0-0-0	0-0-0-0									
Northwestern State	Mar 13	2-0-1-0	Def									
Houston	Mar 15	1-0-0-0	Def									
Central Arkansas	Mar 18	Def	4-1-3-1									
Central Arkansas	Mar 19	1-0-0-0	3-1-1-0									
Central Arkansas	Mar 20	0-1-0-0	3-0-0-0									



2016 Lamar Cardinals Baseball  
 IP-H-R-ER-BB-SO Breakdown for Lamar University (as of Mar 21, 2016)  
 (All games)



Opponent	Date	#5 Andrews,G	#31 Brown,B	#40 Crain,J	#34 Farley,J	#48 Hibbs,W	#11 Janak,B	#27 Johnson,J
Southeast Missouri	Feb 19	1.1-2-0-0-2-1	.....	.....	.....	*6.0-3-1-1-0-8	.....	.....
Southeast Missouri	Feb 20	.....	1.1-2-1-1-1-2	.....	.....	.....	.....	2.2-2-0-0-1-4
Southeast Missouri	Feb 21	.....	.....	.....	.....	.....	.....	.....
Arizona	Feb 22	3.0-2-1-1-4-3	.....	.....	*1.2-2-2-2-3-1	.....	.....	.....
LSU	Feb 24	.....	5.0-5-3-3-0-2	.....	.....	.....	*1.1-4-6-6-2-0	1.2-1-0-0-0-2
North Dakota St.	Feb 26	0.0-2-3-3-2-0	.....	.....	.....	*6.0-7-3-3-4-4	.....	3.0-1-0-0-1-3
North Dakota St.	Feb 27	.....	.....	.....	.....	.....	.....	.....
North Dakota St.	Feb 27	.....	.....	.....	1.1-1-0-0-0-2	.....	.....	.....
North Dakota St.	Feb 28	0.2-3-4-4-1-1	3.0-2-0-0-1-2	.....	.....	.....	.....	.....
Prairie View	Mar 01	.....	.....	1.0-1-0-0-1-2	.....	.....	2.0-2-0-0-0-2	.....
UTRGV	Mar 04	.....	.....	.....	.....	*8.0-7-1-1-1-4	.....	1.0-0-0-0-0-2
UTRGV	Mar 05	.....	0.1-0-0-0-0-0	.....	.....	.....	.....	.....
UTRGV	Mar 06	.....	1.2-1-0-0-2-0	.....	.....	.....	.....	2.0-0-0-0-2-1
Northwestern State	Mar 12	.....	2.0-1-1-1-1-4	.....	.....	*6.0-2-1-0-1-6	.....	.....
Northwestern State	Mar 13	.....	.....	.....	.....	.....	.....	2.0-4-1-1-0-1
Northwestern State	Mar 13	1.2-1-1-1-0-1	0.2-1-0-0-0-0	.....	.....	.....	.....	.....
Houston	Mar 15	.....	.....	1.0-0-0-0-1-1	3.0-1-0-0-0-3	.....	*1.0-2-1-1-1-0	.....
Central Arkansas	Mar 18	1.0-4-3-3-3-0	.....	1.0-0-0-0-0-2	.....	*7.0-6-2-2-3-8	.....	.....
Central Arkansas	Mar 19	.....	2.0-1-2-1-2-1	.....	.....	.....	.....	1.0-4-3-2-1-1
Central Arkansas	Mar 20	.....	.....	.....	.....	.....	.....	.....
Opponent	Date	#22 Keegan,T	#6 Leggett,K	#19 Love,B	#20 Martinez,F	#28 McKinley,J	#35 Moore,T	#30 Oquendo,E
Southeast Missouri	Feb 19	.....	.....	.....	.....	.....	.....	1.2-0-0-0-1-4
Southeast Missouri	Feb 20	.....	.....	.....	.....	*6.0-4-0-0-0-6	.....	.....
Southeast Missouri	Feb 21	.....	.....	4.0-1-0-0-1-5	*5.0-5-2-2-2-7	.....	.....	.....
Arizona	Feb 22	.....	1.1-4-2-2-0-0	.....	.....	.....	3.0-1-0-0-0-5	.....
LSU	Feb 24	0.0-2-2-2-3-0	.....	.....	.....	.....	.....	1.0-0-0-0-0-1
North Dakota St.	Feb 26	.....	.....	.....	.....	.....	.....	.....
North Dakota St.	Feb 27	.....	1.1-2-2-0-0-0	.....	.....	*5.2-6-2-1-1-4	0.0-1-3-0-1-0	2.0-1-0-0-1-4
North Dakota St.	Feb 27	.....	.....	.....	*5.2-6-2-2-4-5	.....	.....	.....
North Dakota St.	Feb 28	.....	.....	*3.0-7-3-1-3-2	.....	.....	.....	2.1-2-0-0-1-3
Prairie View	Mar 01	1.0-2-3-3-1-0	.....	.....	.....	.....	*3.0-1-0-0-0-3	.....
UTRGV	Mar 04	.....	.....	.....	.....	.....	.....	.....
UTRGV	Mar 05	.....	1.0-3-1-1-0-0	.....	1.0-0-1-1-1-0	*6.0-4-2-1-0-4	.....	0.2-3-3-3-1-0
UTRGV	Mar 06	.....	.....	*5.1-11-1-1-0-1	.....	.....	.....	.....
Northwestern State	Mar 12	.....	.....	.....	.....	.....	.....	.....
Northwestern State	Mar 13	.....	.....	.....	2.0-2-0-0-1-1	*4.2-10-4-4-0-3	.....	1.1-0-0-0-0-1
Northwestern State	Mar 13	.....	.....	*0.1-4-3-3-0-0	.....	.....	5.1-2-1-1-3-4	.....
Houston	Mar 15	.....	.....	.....	2.0-3-3-3-2-3	.....	.....	1.2-0-0-0-0-2
Central Arkansas	Mar 18	.....	.....	.....	.....	.....	.....	.....
Central Arkansas	Mar 19	.....	.....	*6.0-4-1-1-3-7	.....	.....	.....	.....
Central Arkansas	Mar 20	.....	.....	.....	.....	*7.0-6-2-2-2-10	.....	2.0-0-0-0-0-5



2016 Lamar Cardinals Baseball  
IP-H-R-ER-BB-SO Breakdown for Lamar University (as of Mar 21, 2016)  
(All games)



Opponent	Date	#46 White,M
Southeast Missouri	Feb 19	.....
Southeast Missouri	Feb 20	.....
Southeast Missouri	Feb 21	.....
Arizona	Feb 22	.....
LSU	Feb 24	.....
North Dakota St.	Feb 26	.....
North Dakota St.	Feb 27	.....
North Dakota St.	Feb 27	2.0-2-1-1-1-2
North Dakota St.	Feb 28	.....
Prairie View	Mar 01	.....
UTRGV	Mar 04	.....
UTRGV	Mar 05	.....
UTRGV	Mar 06	.....
Northwestern State	Mar 12	.....
Northwestern State	Mar 13	.....
Northwestern State	Mar 13	.....
Houston	Mar 15	0.1-1-0-0-0-0
Central Arkansas	Mar 18	.....
Central Arkansas	Mar 19	.....
Central Arkansas	Mar 20	.....