



Kentucky Wesleyan College Women's Basketball

November 8, 2024 | 5:30 pm CT | Owensboro, Ky. | Owensboro Sportscenter (5,000)

SCHEDULE

OVERALL: 0-0

G-MAC: 0-0 | Non-Conference: 0-0
Home: 0-0 | Away: 0-0 | Neutral: 0-0

NOVEMBER

8	Kentucky State	5:30 PM
16	Trevecca Nazarene	2:00 PM
22	Missouri - St. Louis	5:00 PM

DECEMBER

3	Lake Erie*	12:00 PM
5	Ursuline*	5:30 PM
11	Western Kentucky (EXH)	TBA
14	Ashland*	12:00 PM
16	Malone*	12:00 PM
19	Saint Mary-of-the-Woods	5:00 PM
22	Missouri Baptist	1:00 PM

JANUARY

2	Cedarville*	5:30 PM
4	Walsh*	12:00 PM
9	Lake Erie*	4:30 PM
11	Walsh*	TBA
16	Ohio Dominican*	4:30 PM
18	Cedarville*	12:00 PM
23	Northwood*	5:30 PM
25	Malone*	12:45 PM
29	Thomas More*	5:30 PM

FEBRUARY

1	Hillsdale*	12:00 PM
6	Tiffin*	5:30 PM
8	Hillsdale*	12:00 PM
13	Northwood*	5:00 PM
15	Findlay*	12:00 PM
22	Ohio Dominican*	12:00 PM

MARCH

1	Thomas More*	12:00 PM
---	--------------	----------

*Great Midwest contest
BOLD - Home Game

INSIDE THE MATCHUP

Kentucky Wesleyan Panthers (0-0, 0-0 G-MAC)

Last Game:

Location: Owensboro, Ky.

Head Coach: Nicole Nieman (Aquinas '02)

Record at KWC: 279-120 in 15th season

Career Record: 177-122 in 12th season



Kentucky State Thorobreds (0-0, 0-0 SIAC)

Last Game:

Location: Frankfort, Ky.

Head Coach: Amani Williams (KSU '20)

Record at KSU: 21-7 in 2nd season

Career Record: 21-7 in 2nd season



STORYLINES

FRESH PANTHER FACES: The Kentucky Wesleyan women's basketball program has just three players returning from last season's 21-7 team: Shiya Hoosier, Sydnee Richetto, and Myah Montgomery. The new faces include five freshman (Asia Sawyers, Lena Stinebrickner, Emma Bruwer, Carson Sisk, and Laura Hruby) and four transfers (Arielle Dabu, Riley Neal, Vilborg Jonsdottir, and Ilani Williams-Harris).

NEW STRUCTURE AT THE TOP: After 14 seasons as co-head coaches of the Kentucky Wesleyan women's basketball program, Nicole Nieman is now the head coach while Caleb Nieman has been titled the associate head coach. Although different in structure, the operation is set to remain the same as the Niemans look to build on their incredible run thus far.

SUCCESSFUL CAMPAIGNS: Both programs are coming off successful campaigns last season as both finished with a 21-7 record. The Panthers appeared in the Division II Tournament, ultimately falling in the first round to Northern Michigan, while the Thorobreds made it to the championship of the SIAC Tournament before narrowly being defeated by Miles.

YOUTH AT THE HELM: Amani Williams, a Kentucky State women's basketball alum from just four years ago, was named the Thorobreds head coach before last season. In her first year, she was named the SIAC Coach of the Year and led Kentucky State to the 2023-24 SIAC Regular Season West Division Title. Williams and the Thorobreds will look to build on that campaign this season.

SERIES HISTORY: This will be just the fourth matchup among the two programs all-time, with Kentucky State currently leading 2-1. The programs faced off twice in the 2015-16 season, with the Thorobreds taking the first 79-59 in Frankfort and the second 72-64 in Owensboro. The Panthers' lone win came last season, an impressive 95-51 triumph in Frankfort.



KWCPanthers.com



@KWCPanthers



Kentucky Wesleyan
College Athletics



@KWCPanthers



PANTHERS NUMERICAL ROSTER

#	Name	Pos.	Ht.	Cl.	Hometown/High School/Previous School
1	Asia Sawyers	G	5-9	Fr.	Gallatin, Tenn. / Gallatin
3	Sydnee Richetto	G	5-8	Sr.	Mount Juliet, Tenn. / Green Hill / Wofford
4	Lena Stinebrickner	G	5-8	Fr.	London, Ontario / St. Mary Catholic Secondary
5	Arielle Dabu	G	5-7	Sr.	Arlington Heights, Ill. / Loyola Academy / Florida Southern
10	Riley Neal	F	5-11	Jr.	Prospect, Ky. / North Oldham / Miami (Ohio)
11	Emma Bruwer	G	5-9	Fr.	Lowell, Mich. / North Pointe Christian
13	Vilborg Jonsdottir	G	5-5	Jr.	Njardvik, Iceland / Fjolbrautaskoli Sudurmesja / Minot State
14	Ilani Williams-Harris	G	5-7	5th	Indianapolis, Ind. / Covenant Christian / Indianapolis
20	Shiya Hoosier	G	5-5	5th	Hendersonville, Tenn. / Beech Senior
21	Carson Sisk	F	5-11	Fr.	Louisville, Ky. / DeSales
23	Myah Montgomery	F	6-0	Jr.	Holland, Ind. / Southridge
32	Laura Hruby	G	5-8	Fr.	Budapest, Hungary / Veres Palne Secondary

PANTHERS ALPHABETICAL ROSTER

#	Name	Pos.	Ht.	Cl.	Hometown/High School/Previous School
11	Emma Bruwer	G	5-9	Fr.	Lowell, Mich. / North Pointe Christian
5	Arielle Dabu	G	5-7	Sr.	Arlington Heights, Ill. / Loyola Academy / Florida Southern
20	Shiya Hoosier	G	5-5	5th	Hendersonville, Tenn. / Beech Senior
32	Laura Hruby	G	5-8	Fr.	Budapest, Hungary / Veres Palne Secondary
13	Vilborg Jonsdottir	G	5-5	Jr.	Njardvik, Iceland / Fjolbrautaskoli Sudurmesja / Minot State
23	Myah Montgomery	F	6-0	Jr.	Holland, Ind. / Southridge
10	Riley Neal	F	5-11	Jr.	Prospect, Ky. / North Oldham / Miami (Ohio)
3	Sydnee Richetto	G	5-8	Sr.	Mount Juliet, Tenn. / Green Hill / Wofford
1	Asia Sawyers	G	5-9	Fr.	Gallatin, Tenn. / Gallatin
21	Carson Sisk	F	5-11	Fr.	Louisville, Ky. / DeSales
4	Lena Stinebrickner	G	5-8	Fr.	London, Ontario / St. Mary Catholic Secondary
14	Ilani Williams-Harris	G	5-7	5th	Indianapolis, Ind. / Covenant Christian / Indianapolis

COACHING STAFF

Nicole Nieman	Head Coach
Caleb Nieman	Associate HC
Martin Daniel	Assistant Coach





MEET THE PANTHERS



Nicole Nieman
Head Coach



Caleb Nieman
Associate HC



Asia Sawyers
Fr | G | 5-9



Sydnee Richetto
Sr | G | 5-8



Lena Stinebrickner
Fr | G | 5-8




Arielle Dabu
Sr | G | 5-7




Riley Neal
Jr | F | 5-11



Emma Bruwer
Fr | G | 5-9



Vilborg Jonsdottir
Jr | G | 5-5



Ilani Williams-Harris
5th | G | 5-7




Shiya Hoosier
5th | G | 5-5



Carson Sisk
Fr | F | 5-11



Myah Montgomery
Jr | F | 6-0



Lauren Hruby
Fr | G | 5-8





THE COACHES

The Niemans

15th season

The team of Nicole and Caleb Nieman enter their 15th season together at Kentucky Wesleyan College, this time with a new structure at the top. Nicole is now the sole head coach, while Caleb's official title is associate head coach of the Panthers. The Niemans have recorded a 279-120 overall record at the helm of the program.

The Niemans' historic success as a duo continued last season, as the Panthers compiled a 21-7 record and another NCAA Tournament appearance, ultimately falling to Northern Michigan in the first round. Jordyn Barga (11.1 PPG), Emmy Ralph (11.0 PPG), and Corina Conley (10.8 PPG) led the way during another winning campaign.

In 2023, the Panthers qualified for yet another NCAA tournament. Led by first team all-conference members Cali Nolot and Tahlia Walton, the Panthers finished their season with a record of 23-7, and fell to #5 Grand Valley State in overtime in the NCAA Regional.

Caleb and Nicole led Wesleyan to another strong season in 2021-22, finishing the year with a 19-10 (15-6 G-MAC) record. They concluded the season ranked ninth in the region and made the semi-finals of the G-MAC tournament.

In 2021, the Panthers had yet another successful season, going 18-6 with a 16-4 mark in the G-MAC. This season included a nine game winning streak and a birth in both the G-MAC title game as well as the NCAA Midwest Regional as the #3 seed.

The Niemans guided the Panthers to a 24-8 record in 2019 with a 18-4 mark in the Great Midwest Athletic Conference. Wesleyan won the regular season Great Midwest Title while earning an at large bid into the NCAA Tournament, marking the third time in their tenure. The Panthers post-season run ended with a loss to the nation's top team in Drury University. Wesleyan also produced a perfect 16-0 mark at the Sportscenter, the longest home winning streak in school history.

The Panthers finished 2018 with a 15-12 record and an even 11-11 mark in Great Midwest action. Wesleyan qualified again for the Great Midwest Tournament, falling in the opening round to Walsh, 75-67.

More success continued for the Panthers in 2017 as the Nieman's guided Wesleyan to a 19-8 overall record with an 8-6 mark in the Great Midwest Athletic Conference. The season featured an 11 game winning-streak that ran into the New Year.

In 2016, the Nieman's won their 100th game after defeating Lane College 69-45. It is the fastest to 100 wins by any women's basketball coaches in Kentucky Wesleyan history.

For the third consecutive season, the Niemans produced 20-wins as they finished the 2014-15 year with a 20-9 record, place third in the G-MAC regular season while reaching the G-MAC Championship game for the third time in four seasons..

The 2013-14 season marked a banner year as they won the Great Midwest Athletic Conference Tournament Championship after tying for third in the regular season as they compiled their second straight 20-win season with a 21-8 record plus 12-4 in the G-MAC.

The Nieman's also saw Karly Rhodes become their first All-American that season. She became the third Panther in history to receive this honor.

Kentucky Wesleyan captured a share of their first-ever Great Lakes Valley Conference East Division Championship with a 14-4 slate and earning a trip to the NCAA Midwest Region Quarterfinals by finishing with a 20-9 record during the 2012-13 season. The 20 wins and the NCAA tournament appearance marked only the second time in Panther history, while the 14

GLVC wins set a new KWC single season record. The Niemans guided the squad to 10 victories in their last 12 games.

The Panthers also climbed to their highest spot in the NCAA Midwest Region rankings at No. 5 in the final poll. They also produced their second biggest upset in history by defeating the nation's No. 5 team, Indianapolis, 67-61, on Jan. 17. KWC led the GLVC in three-pointers, second in forcing turnovers and third in scoring offense. This marked the third straight season KWC finished in the Top Three in the league. The five graduating seniors ended their career as the winningest senior class in history with a four-year record 65 wins.

The 2011-12 Panthers compiled their second straight 17-win season with a 17-13 mark as they pulled off two one-point upsets including over No. 16-ranked Wisconsin-Parkside in the Great Lakes Valley Conference Tournament to reach the championship game for the first time in program history.

The Niemans' guided KWC to a 17-10 record in 2010-11 and the first-ever trip to the NCAA tournament in their 36-year history. The 17-wins tied for the third-most in history as they earned KWC's highest finish in the GLVC East Division with a second place tie.

They used 17 different starting lineups where 11 of 12 saw action in 20-plus games with all averaging 13 minutes or more per contest in their first season leading the Panthers.

The couple came to KWC as assistants to then head coach Ron Williams in the summer of 2009 from Michigan where they combined for six years serving as co-head coaches in high school and two years of college coaching experience at a Division III powerhouse.

Prior to moving to Owensboro, Nicole spent two seasons as an assistant and head junior varsity coach at the legendary Calvin College in Grand Rapids, Mich. She helped lead the Knights to 35 wins in two years including a 19-8 record in 2009 where they set the NCAA Division III single game attendance record 4,395.

At the prep level the Nieman's inherited a 2-19 team at Greenville High School in Greenville, Mich., and proceeded to take the Yellow Jackets to back-to-back Class A district playoff wins for the first time since the 1998 season. For their accomplishments, they were named the Area's Coach of the Year.

Caleb, a certified strength and conditioning specialist, worked for the Grand Rapids MVP Sportsplex supervising over 700 athletes including collegiate and professional teams and athletes plus the Michigan State University's Athletic Strength and Conditioning program.

Caleb graduated from Grand Valley State University in 2001 with a bachelor's degree in physical education and a master's in kinesiology from Michigan State University in 2009.

Nicole, a native of Marlette, Mich. graduated from Aquinas College in 2002 with a bachelor's degree in learning disabilities and a master's in kinesiology from Michigan State University in 2009. They have one daughter, Lilly.





2023-24 KENTUCKY WESLEYAN STATISTICS

Overall Record: 21-7 Conf: 16-4 Home: 12-2 Away: 8-3 Neutral: 1-2

#	Player	GP-GS	MIN	AVG	FG		3PT		FT		Rebounds				PF	DQ	A	TO	BLK	STL	PTS	AVG
					FG-FGA	FG%	3FG-FGA	3FG%	FT-FTA	FT%	OFF	DEF	TOT	AVG								
12	Barga, Jordyn	28-28	866	30.9	110-217	.507	39-99	.394	52-62	.839	56	145	201	7.2	56	0	48	50	7	35	311	11.1
21	Ralph, Emmy	26-20	628	24.2	111-269	.413	38-101	.376	26-36	.722	24	40	64	2.5	41	0	60	48	6	43	286	11.0
10	Conley, Corina	28-28	712	25.4	100-203	.493	30-77	.390	73-101	.723	41	110	151	5.4	58	0	18	29	14	45	303	10.8
14	McDonald, Shaylee	28-27	720	25.7	109-263	.414	24-79	.304	40-61	.656	21	86	107	3.8	63	2	82	82	5	43	282	10.1
03	Richetto, Sydnee	28-9	662	23.6	97-210	.462	25-63	.397	43-55	.782	20	40	60	2.1	37	0	42	35	2	22	262	9.4
20	Hoosier, Shiya	28-28	646	23.1	77-190	.405	19-89	.213	26-36	.722	27	47	74	2.6	48	0	68	43	2	57	199	7.1
02	Gillies, Jordan	27-0	440	16.3	62-141	.440	12-41	.293	43-59	.729	27	57	84	3.1	45	0	25	24	17	23	179	6.6
23	Montgomery, Myah	28-0	433	15.5	57-129	.442	27-78	.346	11-14	.786	9	31	40	1.4	28	0	6	20	7	13	152	5.4
05	Torres, Jazmin	7-0	41	5.9	7-8	.875	0-0	.000	3-6	.500	2	3	5	0.7	7	1	3	2	0	3	17	2.4
11	Risley, Graci	3-0	14	4.7	2-5	.400	0-1	.000	2-4	.500	1	2	3	1.0	0	0	0	2	0	1	6	2.0
01	Lytton, Hadley	12-0	197	16.4	9-30	.300	3-13	.231	2-7	.286	3	13	16	1.3	18	0	25	18	0	3	23	1.9
32	Jones, Mariah	14-0	103	7.4	5-16	.313	0-2	.000	5-8	.625	2	11	13	0.9	14	0	2	12	4	5	15	1.1
04	Poole, Bailey	18-0	92	5.1	4-10	.400	1-4	.250	2-2	1.000	0	9	9	0.5	5	0	10	5	0	8	11	0.6
13	Shreve, Jevin	11-0	37	3.4	2-7	.286	0-1	.000	1-4	.250	1	4	5	0.5	4	0	3	4	0	0	5	0.5
15	Clanton, Mattie	13-0	59	4.5	1-5	.200	1-3	.333	0-0	.000	1	5	6	0.5	4	0	1	3	0	3	3	0.2
Total		28	5650	201.8	753-1703	.442	219-651	.336	329-455	.723	278	664	942	33.6	428	3	393	389	64	304	2054	73.36
Opponents		28	5650	201.8	607-1544	.393	163-576	.283	290-402	.721	295	716	1011	36.1	472	10	344	599	73	200	1667	59.54

Team Statistics	KWC	OPP
SCORING	2054	1667
Points Per Game	73.4	59.5
Scoring Margin	13.8	-
FIELD GOALS-ATT	753-1703	607-1544
Field Goal Pct	.442	.393
3 POINT FG-ATT	219-651	163-576
3PT FG Pct	.336	.283
3PT Made Per Game	7.8	5.8
FREE THROWS-ATT	329-455	290-402
FT Pct	.723	.721
FT Made Per Game	11.8	10.4
REBOUNDS	942	1011
Rebounds Per Game	33.6	36.1
Rebounds Margin	-2.5	-
ASSISTS	393	344
Assists Per Game	14.0	12.3
TURNOVERS	389	599
Turnovers Per Game	13.9	21.4
Turnovers Margin	7.5	-
Assist/Turnover Ratio	1.0	0.6
STEALS	304	200
Steals Per Game	10.9	7.1
BLOCKS	64	73
Blocks Per Game	2.3	2.6
ATTENDANCE	4,770	2,421
Dates/Avg Per Date	14-341	11-220
Neutral Site #/Avg	-	3-250

Conf	Date	Opponent	W/L	Score	Att.
	11/10/23	vs Drury	L	65-78	89
	11/11/23	vs Southwest Baptist	W	81-55	291
	11/15/23	SIMMONS (KY)	W	104-47	209
	11/22/23	at Kentucky St.	W	95-51	150
	11/27/23	ILL. SPRINGFIELD	W	86-68	382
*	11/30/23	FINDLAY	W	67-60	206
*	12/09/23	at Walsh	W	75-43	219
*	12/11/23	at Lake Erie	W	91-55	46
	12/16/23	MO.-ST. LOUIS	W	67-61	150
*	12/30/23	at Thomas More	L	58-74	287
*	01/04/24	MALONE	W	78-57	220
*	01/06/24	ASHLAND	L	47-65	303
*	01/11/24	NORTHWOOD	W	69-62	382
*	01/18/24	at Tiffin	W	84-46	241
*	01/20/24	at Hillsdale	L	68-73	315
*	01/25/24	LAKE ERIE	W	75-45	482
*	01/27/24	WALSH	W	69-52	506
*	02/01/24	at Ohio Dominican	W	81-49	298
*	02/03/24	at Malone	W	72-64	200
*	02/10/24	CEDARVILLE	W	68-45	469
*	02/15/24	at Trevecca Nazarene	L	70-88	353
*	02/17/24	THOMAS MORE	W	57-52	220
*	02/22/24	at Cedarville	W	95-55	212
*	02/24/24	at Ursuline	W	62-59	100
*	02/29/24	OHIO DOMINICAN	W	75-54	482
*	03/02/24	TREVECCA NAZARENE	W	77-72	509
	03/05/24	MALONE	L	62-68	250
	03/15/24	vs Northern Mich.	L	56-69	371





2023-24 KENTUCKY WESLEYAN STATISTICS

Conference Games Only

Conf: 16-4 Home: 9-1 Away: 7-3 Neutral: 0-0

#	Player	GP-GS	MIN	AVG	FG		3PT		FT		Rebounds				Pf	Dq	A	To	Blk	Stl	Pts	Avg
					FG-FGA	FG%	3FG-FGA	3FG%	FT-FTA	FT%	Off	Def	Tot	Avg								
12	Barga, Jordyn	20-20	624	31.2	79-145	.545	25-60	.417	45-52	.865	35	114	149	7.5	40	0	40	36	4	24	228	11.4
21	Ralph, Emmy	18-14	434	24.1	78-186	.419	27-70	.386	17-26	.654	15	30	45	2.5	28	0	36	43	3	30	200	11.1
14	McDonald, Shaylee	20-19	512	25.6	77-189	.407	17-56	.304	32-48	.667	17	66	83	4.2	42	0	59	57	4	36	203	10.2
10	Conley, Corina	20-20	504	25.2	63-135	.467	20-56	.357	53-72	.736	25	75	100	5.0	39	0	15	23	9	32	199	10.0
03	Richetto, Sydnee	20-7	480	24.0	74-158	.468	17-43	.395	29-38	.763	16	30	46	2.3	24	0	30	27	2	20	194	9.7
02	Gillies, Jordan	19-0	323	17.0	45-104	.433	8-28	.286	26-36	.722	21	35	56	2.9	33	0	18	18	12	19	124	6.5
20	Hoosier, Shiya	20-20	461	23.1	52-133	.391	13-64	.203	11-17	.647	18	32	50	2.5	34	0	50	31	2	36	128	6.4
23	Montgomery, Myah	20-0	317	15.9	40-83	.482	19-48	.396	2-4	.500	8	26	34	1.7	15	0	4	19	5	8	101	5.1
01	Lytton, Hadley	6-0	93	15.5	8-21	.381	3-8	.375	0-2	.000	3	8	11	1.8	10	0	9	10	0	2	19	3.2
05	Torres, Jazmin	4-0	22	5.5	4-5	.800	0-0	.000	2-3	.667	1	1	2	0.5	1	0	1	2	0	1	10	2.5
32	Jones, Mariah	14-0	103	7.4	5-16	.313	0-2	.000	5-8	.625	2	11	13	0.9	14	0	2	12	4	5	15	1.1
04	Poole, Bailey	14-0	76	5.4	3-8	.375	1-3	.333	2-2	1.000	0	8	8	0.6	4	0	8	4	0	6	9	0.6
13	Shreve, Jevin	10-0	34	3.4	2-6	.333	0-1	.000	1-4	.250	1	3	4	0.4	4	0	2	4	0	0	5	0.5
15	Clanton, Mattie	10-0	42	4.2	1-4	.250	1-2	.500	0-0	.000	0	5	5	0.5	3	0	1	1	0	0	3	0.3
Total		20	4025	201.3	531-1193	.445	151-441	.342	225-312	.721	194	490	684	34.2	291	0	275	296	45	219	1438	71.90
Opponents		20	4025	201.3	431-1110	.388	125-443	.282	183-264	.693	204	495	699	35.0	326	7	260	420	48	157	1170	58.50

Team Statistics	KWC	OPP
SCORING	1438	1170
Points Per Game	71.9	58.5
Scoring Margin	13.4	-
FIELD GOALS-ATT	531-1193	431-1110
Field Goal Pct	.445	.388
3 POINT FG-ATT	151-441	125-443
3PT FG Pct	.342	.282
3PT Made Per Game	7.6	6.3
FREE THROWS-ATT	225-312	183-264
FT Pct	.721	.693
FT Made Per Game	11.3	9.2
REBOUNDS	684	699
Rebounds Per Game	34.2	35.0
Rebounds Margin	-0.8	-
ASSISTS	275	260
Assists Per Game	13.8	13.0
TURNOVERS	296	420
Turnovers Per Game	14.8	21.0
Turnovers Margin	6.2	-
Assist/Turnover Ratio	0.9	0.6
STEALS	219	157
Steals Per Game	11.0	7.9
BLOCKS	45	48
Blocks Per Game	2.3	2.4
ATTENDANCE	3,779	2,271
Dates-Avg Per Date	10-378	10-227
Neutral Site #-Avg	-	0-0

Date	Opponent	W/L	Score	Att.
11/30/23	FINDLAY	W	67-60	206
12/09/23	at Walsh	W	75-43	219
12/11/23	at Lake Erie	W	91-55	46
12/30/23	at Thomas More	L	58-74	287
01/04/24	MALONE	W	78-57	220
01/06/24	ASHLAND	L	47-65	303
01/11/24	NORTHWOOD	W	69-62	382
01/18/24	at Tiffin	W	84-46	241
01/20/24	at Hillsdale	L	68-73	315
01/25/24	LAKE ERIE	W	75-45	482
01/27/24	WALSH	W	69-52	506
02/01/24	at Ohio Dominican	W	81-49	298
02/03/24	at Malone	W	72-64	200
02/10/24	CEDARVILLE	W	68-45	469
02/15/24	at Trevecca Nazarene	L	70-88	353
02/17/24	THOMAS MORE	W	57-52	220
02/22/24	at Cedarville	W	95-55	212
02/24/24	at Ursuline	W	62-59	100
02/29/24	OHIO DOMINICAN	W	75-54	482
03/02/24	TREVECCA NAZARENE	W	77-72	509





KWC SINGLE GAME RECORDS

PLAYER

Points: 40, Angie Johnson vs. Southern Indiana, 1-4-98
 FGs: 15, Octavia Dean vs. Bellarmine, 3-7-92
 FG Atts: 31, Octavia Dean vs. Bellarmine, 3-7-92
 FG Pct: 100.0 (8-8), Kerrie Moore vs. Kentucky State, 2-5-92
 3Pt FGs: 9, Stephanie Jarvis vs. Quincy, 2-14-98
 3Pt FG Atts: 15, Angie Johnson vs. Wisconsin-Parkside, 1-11-97
 3Pt FG Pct: 77.8 (7-9), Lauren Goffinet at Webber Int, 12-20-09
 FTs: 17, Connie Logsdon vs. Northern Kentucky, 2-12-87
 FT Atts: 22, Alice Shade vs. Lincoln Memorial, 12-1-90
 FT Pct: 100.0 (13-13), Alice Shade vs. Brescia, 12-16-89
 Consec. FTs: 15, Octavia Dean vs. SIU Edwardsville, 1-30-92
 Rebounds: 24, Janice Johnson vs. Georgetown, 2/5/79
 Assists: 15, Brenda Britt vs. Indiana Tech, 12-30-82
 Blocked Shots: 6, Heather Edwards vs. Northern Kentucky, 1990
 Steals: 8, Octavia Dean vs. Lewis, 1-25-92
 Minutes Played: 50, three tied

TEAM

Points: 119 vs. Ohio Christian, 11-15-18
 Win Margin: +93 (119-26) vs. Ohio Christian, 11-15-18
 Field Goals: 44 vs. Pikeville, 2-9-84
 FG Attempts: 95 vs. Oakland City, 12-21-81
 FG Percentage: 66.0 (35-53) vs. Brescia, 12-8-86
 3 Pt Field Goals: 19 vs. Ohio Christian, 11-15-18
 3 Pt FG Attempts: 38 vs. Ohio Christian, 11-15-18
 3 Pt FG Percentage: 100.0 (8-8) at Quincy, 2-1-01
 Free Throws: 45 vs. West Virginia Tech, 11-20-01
 FT Attempts: 58 vs. West Virginia Tech, 11-20-01
 FT Percentage: 100.0 (15-15) vs. Bellarmine, 1-9-97
 Rebounds: 62 vs. Southern Indiana, 2-8-82
 Assists: 32 vs. Southern Indiana, 2-8-82
 Blocked Shots: 8, three times
 Steals: 21 vs. Quincy, 1-14-89 and vs. Ohio Christian, 11-15-18

GENERAL INFORMATION

Kentucky Wesleyan College

Founded 1858
 Address 3000 Frederica Street
 Owensboro, Ky. 42301
 Enrollment 800
 President Dr. James Cousins
 Church Affiliation United Methodist

ATHLETICS INFORMATION

Nickname Panthers
 Colors Purple and White
 Arena The Owensboro Sportscenter
 Capacity 5,000
 Affiliations NCAA Division II
 Region Midwest
 Conference Great Midwest
 Sports 14
 Men's Sports baseball, basketball, football, golf, soccer, tennis, wrestling
 Women's Sports basketball, cheerleading, golf, soccer, softball, tennis, volleyball

ATHLETIC COMMUNICATIONS

Trey Curry Director of Athletic Communications
 trey.curry@kwc.edu
 (270) 852 - 3347
 Ken Badylak Assistant Director of Athletic Communications
 ken.badylak@kwc.edu
 (270) 852 - 3502

ATHLETIC ADMINISTRATION

Mark Shook Director of Athletics
 Shiloh Young Assistant Athletic Director/
 Sport Admin./Compliance/
 SA Services/SWA
 Alex Vogel Assistant Athletic Director/
 Sports Medicine and Healthcare
 Ken Badylak Assistant Athletic Director/
 Sport Admin./SA Initiatives/
 Communications
 Jordyn Barga Director of Internal Ops and
 Marketing
 Trey Curry Director of Strategic
 Communications and Fan
 Engagement

