



# 2026 KENNESAW STATE BASEBALL

2022 ATLANTIC SUN CHAMPIONS | 2014 TALLAHASSEE REGIONAL CHAMPIONS | 1996 DII NATIONAL CHAMPIONS | 1994 NAIA NATIONAL CHAMPIONS  
75 MLB FIRST-YEAR PLAYER DRAFTEDS | SEVEN ALL-AMERICANS | FIVE CONFERENCE TOURNAMENT TITLES | SIX CONFERENCE REGULAR SEASON TITLES



## GAMES 38-40



### KENNESAW STATE AT WESTERN KENTUCKY

APRIL 24-26, 2026 / BOWLING GREEN, KY.

NICK DENES FIELD (1,500)

TV: ESPN+

#### OWLS

Record	18-19
CUSA Record	7-11
RPI	105
Head Coach	Ryan Coe
Record at KSU (Years)	142-127 (5th)
Career Record (Years)	142-127 (5th)

#### HILL TOPPERS

Record	22-20
CUSA Record	7-11
RPI	107
Head Coach	Marc Rardin
Record at WKU (Years)	137-82 (4th)
Career Record (Years)	137-82 (4th)

### SERIES HISTORY

Overall: Fifth meeting on Friday (Series tied, 2-2)

In Kennesaw: 2-1 | In Bowling Green: 0-0 | At a Neutral Site: 0-1

Current Streak: Lost 1

Last Meeting: May 24, 2025 (WKU won, 10-2)

Series Notes: KSU and WKU meet for the fifth time on Friday and for the first time in Bowling Green. The Owls took two-of-three from the Hilltoppers in 2025 before being eliminated from the CUSA Baseball Championship at the hands of Western Kentucky.

### PROBABLE STARTING PITCHING MATCHUPS

FRIDAY	W-L	ERA	G/GS	IP	H	R	ER	BB	SO
KSU - Cooper McMullen (So., RHP)	2-3	5.15	10/10	43.2	50	28	25	21	24
WKU - Aaron Robertson (Gr., LHP)	1-2	4.30	9/9	37.2	42	19	18	8	30
SATURDAY	W-L	ERA	G/GS	IP	H	R	ER	BB	SO
KSU - Nolan Sliver (Sr., RHP)	0-0	4.99	11/8	39.2	53	23	22	16	35
WKU - Gavin Perry (Gr., RHP)	4-1	4.75	10/10	53.0	54	28	28	16	57
SUNDAY	W-L	ERA	G/GS	IP	H	R	ER	BB	SO
KSU - TBA									
WKU - TBA									

## 2026 SCHEDULE

OPPONENT TV TIME (ET)/RESULT

### FEBRUARY (4-5)

13	EVANSVILLE	ESPN+	W, 11-3
14	MARSHALL	ESPN+	W, 10-9
17	WEST GEORGIA	ESPN+	W, 9-4
20	at #12 Florida	SEC Network+	L, 3-9
21	at #12 Florida	SEC Network+	L, 0-11 (7)
22	at #12 Florida	SEC Network+	L, 9-12
24	at Georgia Southern	ESPN+	W, 7-5
27	#20 WEST VIRGINIA	ESPN+	L, 4-12
28	#20 WEST VIRGINIA	ESPN+	L, 1-9

### MARCH (10-6)

1	#20 WEST VIRGINIA	ESPN+	W, 7-6
3	#8 GEORGIA	ESPN+	L, 1-11 (8)
6	SAMFORD	ESPN+	W, 8-3
7	SAMFORD	ESPN+	W, 9-8
13	at Middle Tennessee*	ESPN+	W, 6-1
14	at Middle Tennessee*	ESPN+	L, 2-13 (7)
15	at Middle Tennessee*	ESPN+	L, 3-4
17	GEORGIA SOUTHERN	ESPN+	W, 16-6 (7)
20	LIBERTY*	ESPN+	L, 0-2 (10)
21	LIBERTY*	ESPN+	L, 5-11
22	LIBERTY*	ESPN+	W, 4-3
24	at #4 Georgia	SEC Network+	W, 10-7
27	at Delaware*	ESPN+	W, 8-1
28	at Delaware*	ESPN+	W, 5-1
29	at Delaware*	ESPN+	W, 13-11
31	at Mercer	ESPN+	L, 4-14 (7)

### APRIL (4-8)

2	DALLAS BAPTIST*	ESPN+	L, 5-10
3	DALLAS BAPTIST*	ESPN+	L, 5-7
4	DALLAS BAPTIST*	ESPN+	W, 5-4
7	at #2 Georgia Tech	ACC Network Extra	L, 4-11
10	at FIU*	ESPN+	L, 2-3
11	at FIU*	ESPN+	L, 3-4
12	at FIU*	ESPN+	L, 1-7
14	MERCER	ESPN+	W, 12-9
17	LOUISIANA TECH*	ESPN+	L, 3-6
18	LOUISIANA TECH*	ESPN+	W, 6-5
19	LOUISIANA TECH*	ESPN+	L, 3-4
21	at West Georgia		W, 3-2
24	at Western Kentucky*	ESPN+	7 p.m.
25	at Western Kentucky*	ESPN+	5 p.m.
26	at Western Kentucky*		2 p.m.
28	GEORGIA TECH*	ESPN+	6 p.m.

### MAY

1	SAM HOUSTON*	ESPN+	6 p.m.
2	SAM HOUSTON*	ESPN+	4 p.m.
3	SAM HOUSTON*	ESPN+	1 p.m.
5	GEORGIA STATE	ESPN+	6 p.m.
8	at Jacksonville State*	ESPN+	7 p.m.
9	at Jacksonville State*	ESPN+	7 p.m.
10	at Jacksonville State*	ESPN+	2 p.m.
14	MISSOURI STATE*	ESPN+	6 p.m.
15	MISSOURI STATE*	ESPN+	6 p.m.
16	MISSOURI STATE*	ESPN+	1 p.m.
20-24	CUSA Tournament <sup>1</sup>	ESPN+/CBS Sports Network	

(1) - Mickey Dunn Stadium at Henssler Financial Field - Kennesaw, Ga.

\* Conference USA game

BOLD indicates home game

Rankings reflect the opponent's highest ranking among the major polls

FOLLOW THE OWLS

@KSUOWLSBASEBALL

@KSUOWLSBASEBALL

KSUOWLS.COM



## KENNESAW STATE

### 2026 STATS

268
5.6
8.9
68
7
33
195
163/349
47-60
315.1
6.22
6.7
9.6
174/287
.969
40
37

### Season

Average
Runs / Game
Hits / Game
Doubles
Triples
Home Runs
Runs Batted In
Walks / Strikeouts
Stolen Bases
Innings Pitched
ERA
Runs Allowed / Game
Hits Allowed / Game
Walks / Strikeouts
Fielding Percentage
Errors
Double Plays

## WESTERN KENTUCKY

### 2026 STATS

.283
6.5
9.5
94
11
32
245
196/315
77-90
368.0
5.36
5.8
9.3
149/376
.977
35
28

## KENNESAW STATE

### 2026 STATS

Williams	.333
Williams	30
Williams	48
Lyons	12
Seven Players	1
Chirello	7
Chirello & Williams	27
McGee	27
Williams	16
McGee	.453
Chirello	.551
McMullen	43.2
Powell	18
Gibson	1.42
Bayer & Powell	5
Powell	5
Powell	44

### Season

Average
Runs
Hits
Doubles
Triples
Home Runs
Runs Batted In
Walks
Stolen Bases
On Base %
Slugging %
Innings Pitched
Appearances
ERA (Reliever)
Wins
Saves
Strikeouts

## WESTERN KENTUCKY

### 2026 STATS

Arroyos	.373
Ross	35
Arroyos	57
Arroyos	18
Haller	3
Hayes	8
Arroyos	43
Arroyos	32
Coley	16
Arroyos	.487
Arroyos	.621
Perry	53.0
Lyles & O'Day	16
Uebelhor	2.88
Perry	4
Lawson & Lyles	3
Perry	57

## QUICK FACTS

### UNIVERSITY INFORMATION

Location	Kennesaw, Ga.
Founded	1963
Enrollment	51,375
Conference	Conference USA
Colors	Black and Gold
Nickname	Owls
President	Dr. Kathy Schwaig (Sh-WHY-g)
Director of Athletics	Milton Overton
Sport Administrator	Brad Ledford
Venue (Capacity)	Mickey Dunn Stadium (1,864)

### COACHING STAFF

Head Coach	Ryan Coe
Alma Mater	Kennesaw State, 1995
Record at KSU	142-127 (Fifth Season)
Overall Record	142-127 (Fifth Season)
Assistant Coach/Pitching	Matthew Passauer (Fifth Season)
Assistant Coach/Hitting	Brad Tyler (Fourth Season)
Assistant Coach	Dax Norris (First Season)

### TEAM INFORMATION

2025 Record	31-27
2025 CUSA Record/Finish	17-9/3 <sup>RD</sup>
2025 H/A/N Record	17-9/12-16/2-2
Position Players Returning	11
Pitchers Returning	11

### PROGRAM HISTORY

All-Time Record	1,439-962-2 (.599)
Division I Record	590-542 (.521)
CUSA Record	24-20 (.546)
CUSA Tournament Record	2-2 (.500)
NCAA D-I Regional Appearances	2 (2014, 22)
NCAA D-II Regional Appearances	9 (1996-2003, 05)
NCAA D-II World Series Appearances	5 (1996-99, 03)
NCAA D-II National Championships	1 (1996)

### COMMUNICATIONS

Baseball Contact	Grant Foree
Cell	(205) 777-8055
E-mail	gforee@kennesaw.edu
Website	www.KSUOwls.com
X	@ksuowlsbaseball
Instagram	@ksuowlsbaseball
Facebook	Kennesaw State Baseball

**BATTLE TESTED**

- Kennesaw State is one of the most battle-tested teams in the nation, having played nine games against ranked opponents.
- The Owls currently own the 82nd-toughest overall schedule in the country and the 26th-ranked non-conference Strength of Schedule.
- KSU is the only CUSA team that played two weekend series against Power Four competition (at No. 12 Florida, vs. No. 20 West Virginia).

- The Owls are one of five CUSA teams with multiple Quad 1 wins this season (2), trailing Liberty (6) and Missouri State (4). Jax State (4) and DBU (3) have also captured wins over highly-rated teams.

- Kennesaw State has faced four teams that D1Baseball.com tabbed as regional hosts in their April 21 bracketology, with three of those teams (No. 2 GT, No. 8 Florida, No. 6 UGA) being a projected national seed.

- Additionally, the Black and Gold faced four projected regional participants in Jax State, Liberty, Missouri State and West Virginia.

**JOINING THE CENTURY CLUB**

- Three Kennesaw State pitchers have joined the 100-strikeout club this season, reaching an important milestone in their careers.
- Harry Cain was the first to do so, recording his 100th career punchout to escape a bases-loaded jam in KSU's defeat of No. 4 Georgia on March 24. Daniel Powell joined the club in KSU's next contest - an 8-1 win at Delaware on March 27.

- Nolan Sliver was the most recent addition to the group, surpassing 100 career K's with his five-strikeout outing at FIU on April 11.

**CHIRELLO'S BREAKOUT YEAR**

- Jackson Chirello has emerged as one of the most consistent bats in Conference USA, putting together a true breakout campaign in his senior season.
- After showing flashes of production throughout his career, Chirello has taken a major step forward in 2026, elevating his power and consistency at the plate to become a centerpiece of the KSU offense.

Category	Best (Yr.)	2026
Batting Average	.290 ('24)	.301
Hits	49 ('24)	41
Runs	37 ('23)	26
Doubles	15 ('23)	11
Home Runs	5 ('23, '25)	7
RBI	32 ('24)	27
Slugging %	.466 ('23)	.551

**McMULLEN MAKING STRIDES**

- After rough outings against Florida and West Virginia to close February, Cooper McMullen found his rhythm in March, going 2-0 with a 2.11 ERA (4 ER/21.1 IP).
- The Georgia Tech transfer worked at least 5.0 innings and allowed three or fewer runs in each of his four starts during the month.
- In CUSA play, McMullen is 2-1 with a 4.08 ERA (13 ER/28.2 IP), inducing 40 ground outs and six double plays.

**DEATH, TAXES AND DANIEL POWELL**

- After being named to the NCBWA Stopper of the Year Preseason Watch List, right-hander Daniel Powell has lived up to the lofty expectations early in the 2026 season.
- In a team-high 18 appearances out of the bullpen, Powell owns a 2.92 ERA, the 84th-best mark among qualified Division I pitchers and the fifth-best ERA in Conference USA.

- Much of Powell's success has come from limiting baserunners, as he holds a 1.18 WHIP (No. 123 in D1/No. 5 in CUSA) and a .211 batting average against.

- Powell's 44 strikeouts lead Conference USA relief pitchers.
- His five wins rank second in CUSA while his five saves are fourth in the league.
- The Roswell, Ga., native has excelled at stranding inherited runners, allowing just five of 20 inherited runners to score.

- Powell's dominant start also earned him a spot on the College Baseball Foundation's National Pitcher of the Year Award Watch List, becoming the first Owl to receive the recognition since 2013.

**RENFROE ROUNDING INTO FORM**

- Junior right-handed reliever Ryan Renfroe has settled in as a dependable arm out of the bullpen, turning in four consecutive scoreless outings, dating back to March 31.
- For the season, Renfroe owns a 2.38 ERA (3 ER/11.1 IP) and has limiting opposing hitters to a .108 batting average, allowing just four hits through his first 13 appearances.

- The Thomasville, Ga., native has only surrendered a run in three games this season.

- After battling command issues to open the campaign (10 BB/5 K/3 HBP in 4.1 IP), Renfroe has issued just four walks to six strikeouts and no hit batsmen during his scoreless appearances streak (7.0 IP).

**CONFERENCE USA STANDINGS**

Team	CUSA	Overall	GB
1. Jax State	16-2	34-8	--
2. Missouri State	14-4	26-12	2.0
3. Liberty	13-5	29-12	3.0
4. Dallas Baptist	12-6	23-18	4.0
5. Louisiana Tech	11-7	24-18	5.0
6. Middle Tennessee	8-10	21-20	8.0
7. Western Kentucky	7-11	22-20	9.0
<b>Kennesaw State</b>	<b>7-11</b>	<b>18-19</b>	<b>9.0</b>
Sam Houston	7-11	18-23	9.0
New Mexico State	7-11	17-22	9.0
8. FIU	5-13	13-27	11.0
9. Delaware	1-17	12-29	15.0

**TOP 9 TEAMS ADVANCE TO 2026 CUSA BASEBALL CHAMPIONSHIP**

**CONFERENCE USA PRESEASON POLL**

Team	First-Place Votes	Points
1. Dallas Baptist	9	141
2. Louisiana Tech	1	111
<b>3. Kennesaw State</b>		<b>108</b>
4. Jax State	1	102
5. Western Kentucky		97
6. Missouri State		90
7. Liberty		85
8. FIU		56
9. New Mexico State	1	45
10. Middle Tennessee		38
11. Delaware		37
12. Sam Houston		26

**WHEN REFERENCING TO THE OWLS...**

<b>PLEASE USE:</b>	<b>KENNESAW STATE UNIVERSITY</b>
	<b>KENNESAW STATE</b>
	<b>KENNESAW STATE OWLS</b>
	<b>KSU</b>
	<b>OWLS</b>
	<b>THE OWLS</b>
	<b>BLACK AND GOLD</b>
	<b>THE SAW</b>
<b>DO NOT USE:</b>	<b>KENNESAW</b>
	<b>KENNESAW UNIVERSITY</b>
	<b>UNIVERSITY OF KENNESAW</b>
	<b>K-STATE</b>
	<b>K STATE</b>
	<b>K. STATE</b>
	<b>GOLDEN OWLS</b>
	<b>FIGHTING OWLS</b>
	<b>KENN</b>
	<b>KENN. STATE</b>
	<b>KENN ST</b>

## TURNIN' TWO

- The Owls have turned 37 double plays on the season, ranking 13th in the nation and first in CUSA.
- KSU averages 1.00 double plays per game, which leads the league and ranks fifth in the country.

## SETTING THE TABLE

- The Owls have seen their leadoff hitter reach base 128 times in 319 innings, a 40.1% clip.
- Trenton Lyons has been the most successful table-setter, reaching base 19 times when leading off an inning, while James McGee and Cooper Williams have both done so 15 times.

## LATE-INNING OFFENSE

- Kennesaw State's offense has come to life in the late innings of contests in 2026, scoring 80 of its 207 runs in the seventh, eighth and ninth innings.
- The eighth inning has been particularly productive for the Owls, accounting for 38 runs (18.4%) on the year. The seventh inning ranks as KSU's third-highest scoring frame with 30 runs, trailing only the eighth and first innings (33).
- KSU has added 12 runs in the ninth inning this season.
- The late-game offensive success has helped the Owls rally for six wins when trailing after six innings, including a come-from-behind 5-4 victory over Dallas Baptist on April 4.

## CASHING IN OPPORTUNITIES

- Kennesaw State has done a nice job of capitalizing on prime scoring chances, driving in 59 runs in 91 opportunities with a runner on third base and less than two outs, a 64.8% success rate.
- The Owls have also delivered in two-out situations, totaling 73 two-out RBIs on the season. Jackson Chirello leads the team with 12 two-out runs driven in.

## MILESTONE WATCH

- Chirello hit the 51st double of his career on April 14 against Mercer, ranking fourth in Kennesaw State's Division I history.
- The Division I-era career record for doubles is 57, set by Donovan Cash (2022-25), while the all-time program mark of 69 doubles was set by Clint Watters (2001-04).
- Chris Cole enters Friday with 56 career stolen bases, ranking second on KSU's Division I career list and third on the all-time leaderboard.
- The Dallas, Ga., native needs 11 steals to move into first place on the D-I leaderboard and eight swipte to take second place on the all-time list. KSU's career stolen base record, both all-time and in the Division I era, is 67.

## FANTASTIC FRESHMEN

- KSU's freshman class is among the highest-rated in program history, earning a No. 45 national ranking by Perfect Game USA.
- The No. 45 ranking is the highest among all Conference USA programs, with DBU's No. 57-ranked class coming in second.
- A total of 10 freshman join the Owls for the 2026 season, including Georgia natives Josh Gibbs, Davis Harper, Jin Kasuya, Grayson McCollum, Avery Shiflett, Hunter Stonecipher, Sam Summerlin and Avery Wilson. Nolan Bethel (Loudon, Tenn.) and Jayden Summerville (Orlando, Fla.) round out the freshman class.

## NEW HOME

- After playing the entirety of the 2025 campaign at S. Walter Kelly Field on KSU's Marietta campus, the Owls return to Kennesaw as their permanent home.
- The 2026 season marks the inaugural season for Kennesaw State at Mickey Dunn Stadium at Henssler Financial Field.
- The 1,864-seat ballpark is located on the site of the program's former home, Stillwell Stadium, reconnecting the Owls with their historic roots in Kennesaw.
- With the expanded seating options, the Owls saw a program-record crowd of 1,864 fans walk through the gates of Mickey Dunn Stadium at Henssler Financial Field on Tuesday, March 3, when KSU hosted No. 8 Georgia.

- The \$12.3 million renovation features a turf playing surface, a video board, hospitality areas, chair-back seating sections and upgraded concession and restroom facilities, enhancing the experience for players, coaches and fans.
- As one of the premier mid-major college baseball venues, Mickey Dunn Stadium positions Kennesaw State to host future NCAA Regional and Super Regional tournaments, showcasing the program on a national stage.

## FAMILIAR FACES IN NEW ROLES

- Several former KSU student-athletes remain with the program, now serving in various coaching and support staff roles.
- KSU Hall of Fame catcher and former All-American Ryan Coe enters his fifth season at the helm of the program, after taking the reigns from legendary skipper Mike Sansing. Coe played for Sansing from 1992-95 and later served on his coaching staff from 1997-2009.
- Former standout outfielder Terence Norman enters his sixth season on staff and his fourth season as the Director of Baseball Operations, overseeing the program's day-to-day operations and serving as a key liason between the coaching staff and student-athletes.

## D1Baseball.com Rankings - Week 11

Team	Record	Last Wk
1. UCLA	36-3	1
2. North Carolina	33-7	2
3. Georgia Tech	32-7	3
4. Texas	30-8	4
5. Georgia	32-9	5
6. Oregon State	30-8	6
7. Texas A&M	31-7	10
8. Florida State	28-11	8
9. Coastal Carolina	28-11	7
10. Virginia	28-13	9
11. Auburn	27-12	13
12. West Virginia	27-9	15
13. Alabama	28-13	11
14. Oklahoma	27-12	14
15. Mississippi State	30-10	17
16. Kansas	29-11	18
17. Ole Miss	29-12	25
18. Southern Miss	28-12	22
19. Oregon	28-11	19
20. Nebraska	31-9	NR
21. Florida	28-13	20
22. Boston College	31-12	24
23. USC	30-11	12
24. Arkansas	26-15	16
25. Arizona State	28-13	23

## 11Point7 Mid-Major Power Rankings - Week 11

Team	Record	Last Wk
1. Coastal Carolina	28-11	1
2. UTSA	27-13	2
3. Southern Miss	28-12	4
4. Missouri State	26-11	3
5. UC Santa Barbara	24-12	5
6. Liberty	28-11	6
7. Jax State	33-8	7
8. Kent State	27-10	11
9. UAB	25-15	18
10. High Point	26-13	14
11. Dallas Baptist	23-17	8
12. East Carolina	24-16-1	12
13. California Baptist	31-9	9
14. USF	27-12	10
15. Arkansas State	24-15	16
16. Gonzaga	23-14	24
17. Southeast Missouri	28-12	17
18. Campbell	25-14	13
19. South Alabama	24-16	19
20. Western Carolina	26-15	20
21. Wofford	29-11	22
22. Texas State	25-15	15
23. Cal Poly	21-17	NR
24. Northern Illinois	23-14	25
25. Bethune-Cookman	29-11	NR



• Jackson Abernathy, Nate Anderson and Wade Richardson transitioned directly into support staff roles following the conclusion of their playing careers in Black and Gold. Abernathy, a former right-handed pitcher, serves as the Director of Analytics, while Anderson, a former All-Conference USA outfielder, serves as the Director of Offensive Development. Richardson, now in his second year on staff, serves as the Director of Player Development.

**THE STREAK**

• Kennesaw State pitcher Braden Osbolt was selected 174th overall in the 6th round of the 2025 Major League Baseball First Year Player Draft by the Cincinnati Reds.

• Osbolt's selection marks the 17th-consecutive year an Owl heard his name called, not counting the 2020 MLB Draft that was shortened to just five rounds amid the COVID-19 pandemic.

**THE ROAD ENDS HERE**

• Kennesaw State will host the Conference USA Baseball Championship from May 20-24 at Mickey Dunn Stadium at Henssler Financial Field.

• The top nine teams in the CUSA standings following the regular season will come to Kennesaw to play a two-game pool play style tournament with a single-elimination semifinal round and championship game.

• The event marks KSU's first time hosting the CUSA Baseball Championship and the first postseason baseball played in Kennesaw since 2002, when the Owls hosted the NCAA Division II South Atlantic Regional.

• Below is the current CUSA Baseball Championship outlook:

**Pool**

<b>A</b>	(1) Jax State	(6) MTSU	(9) SHSU
<b>B</b>	(2) Missouri St	(5) LA Tech	(8) KSU
<b>C</b>	(3) Liberty	(4) DBU	(7) WKU

Outside Looking In: (10) NM State, (11) FIU, (12) Delaware

**CONFERENCE USA HITTERS OF THE WEEK**

Date	Name	School
F16	Ryan Franden, R-Jr., INF	Sam Houston
F23	Trey Hawsey, So., INF	LA Tech
M2	Caleb Johnson, Sr., INF	Jax State
M9	Grayson Ashe, R-Jr., C	Jax State
M16	Jake Bennett, Sr., C/OF	DBU
M23	Brant Kragel, Sr., 1B	Missouri State
M30	Layne Akers, R-Fr., UTL	MTSU
A6	Caden Bogenpohl, Jr., OF	Missouri State
A13	Gabe Roessler, Sr., 2B/LF	Missouri State
A20	Chayton Krauss, Sr., INF	DBU
A27		
M4		
M11		
M18		

**CONFERENCE USA PITCHERS OF THE WEEK**

Date	Name	School
F16	Ben Blair, Jr., RHP	Liberty
F23	Steven Cash, Sr., LHP	Jax State
M2	Ben Blair, Jr., RHP	Liberty
M9	Beau Bryans, Sr., RHP	Jax State
M16	Declan Dahl, Jr., RHP	Louisiana Tech
M23	Ben Blair, Jr., RHP	Liberty
M30	Ryan Peterson, Jr., RHP	Sam Houston
A6	Jason Schaaf, Sr., RHP	Missouri State
A13	Declan Dahl, Jr., RHP	Louisiana Tech
A20	Eli Pillsbury, R-Jr., LHP	Jax State
	Cole Torbett, R-Jr., LHP	MTSU
A27		
M4		
M11		
M18		

**PRESEASON ALL-CONFERENCE USA TEAM**

C.	Grayson Ashe, Jax State
INF.	Keaton Grady, DBU
INF.	Chayton Krauss, DBU
INF.	Tanner Marsh, Liberty
INF.	Kyle Hayes, Western Kentucky
OF.	Cole Cleveland, FIU
OF.	Andrew Ildelfonso, FIU
OF.	Caden Bogenpohl, Missouri State
DH.	Jake Bennett, DBU
DH.	Steve Solorzano, New Mexico State
UTL.	Max Knight, Missouri State
SP.	Ryan Borberg, DBU
SP.	Steven Cash, Jax State
SP.	Ben Blair, Liberty
SP.	Drew Horn, Middle Tennessee
RP.	Jackson Sleeper, Jax State
RP.	Blake Hooks, LA Tech
Player of the Year: Chayton Krauss, DBU	
Pitcher of the Year: Ben Blair, Liberty	

# KENNESAW STATE HEAD COACH RYAN COE



## COACHING/SCOUTING EXPERIENCE

Kennesaw State Assistant Coach/Recruiting Coord. (1997-2009)

Texas Rangers East Coast Scout (2010-21)

Kennesaw State Head Coach (2022-Present)

## YEAR-BY-YEAR RECORD

KENNESAW STATE			
Year	Overall	Conf.	Notes
2022	36-28	19-11	First-Year Head Coach ASUN Tournament Champs NCAA Regional
2023	25-29	14-16	
2024	32-24	19-10	
2025	31-27	17-9	First Year in CUSA
2026	18-19	7-11	

**TOTAL: 142-127 (.528) | 76-57 (.571) ASUN/CUSA**

Ryan Coe enters his fifth season as the head coach for the Black and Gold, after returning to lead his alma mater in 2021.

In his fourth season at the helm, Coe led the Owls to a 31-27 overall record, highlighted by a seven-game win streak that included series sweeps over Sam Houston and FIU. KSU went 17-9 in conference play, finishing third in its inaugural Conference USA season, and advanced to the conference tournament semifinals. Coe also became just the third head coach in program history to reach 100 career wins at KSU, achieving the milestone with a 5-3 win at Mercer on March 12. Under his direction, five Owls (Wesley Alig, Nate Anderson, Ty Bayer, Donovan Cash and Bo Rhudy) earned All-CUSA honors. The Black and Gold also continued their streak of professional success, as Braden Osbolt was selected in the sixth round of the MLB Draft by the Cincinnati Reds, marking the 17th-consecutive year that an Owl has been drafted, excluding the five-round 2020 MLB Draft, and the third-straight season that a KSU arm was selected.

In 2024, the Owls tallied a 32-24 record including a seven-game win streak that featured three one-run wins in the ASUN tournament. The Owls defeated No. 10 Clemson 18-1 on Feb. 23, handing the Tigers their worst home loss since 1936. Coe's Owls also took two of three from eventual SEC Regular Season Champion No. 25 Kentucky. Kennesaw State defeated Stetson, FGCU and Central Arkansas en route to the second Atlantic Sun Championship Game berth in his three-year tenure.

KSU baseball continues to ascend nationally as the 2024 off season provided several accolades for the program. D1Baseball ranked the Owls the 85th best program in the country, cracking the organizations "Top 100". Perfect Game also highlighted the Owls as they landed three players in the top 500 prospects incoming D-I prospects. PG ranked the Owls as the 44th best recruiting class in the nation, besting three in-state programs (Georgia State, Georgia Southern and Mercer) and marking the best class in CUSA.

In his first year leading the Owls, Coe became the only head coach in ASUN Conference history to win the league's tournament in his first season with the team. Coe led Kennesaw State to a 36-28 record and an appearance in the NCAA Regionals for the first time since 2014. The Owls finished conference play with a 19-11 record and were crowned co-champions of the ASUN East Division while setting a new program record for the most conference wins in a single season.

After suffering losses in their first two games of the conference tournament, Coe and the Owls battled back and won three-straight elimination games to earn the team's first ASUN Tournament Championship in eight years. KSU defeated Liberty 10-6 in the finale and had five players selected to the All-Tournament Team, including the ASUN Tournament MVP, Josh Hatcher.

At the Hattiesburg Regional, Coe led KSU to its first win in the NCAA tournament since Kennesaw State downed the University of Alabama in the 2014 Tallahassee Regional final. Coe and the Owls earned a tough win over Army West Point, 9-8, with two late runs that completed the comeback. At the conclusion of the tournament, the Owls placed two on the Hattiesburg Regional All-Tournament Team in Hatcher and Tyler Simon.

The duo of Hatcher and Simon paced the high-powered KSU offense that broke multiple single-season program records in 2022. These included most home runs (70), runs batted in (408), total bases (1,035) and runs scored (455) in a season. Coe's offense also collected a .301 batting average and marked the second time in KSU history the Owls finished over .300 in this category.

In his first year as head coach of the Owls, Coe guided Hatcher to one of the best individual offensive seasons in Kennesaw State history. The outfielder ended the year ranked first in the NCAA in both hits (109) and doubles (26). He was a first-team All-ASUN selection and Collegiate Baseball Third Team All-American.

Coe's second season as head coach featured a young team where 12 underclassmen saw significant playing time. The team was led by ninth-round MLB Draft pick, Blake Wehunt, the team's Friday night starter who was selected by the Boston Red Sox. Wehunt's selection extended Kennesaw State baseball's streak to 15 consecutive years with at least one player drafted (excluding the 2020 COVID shortened draft).

Immediately upon his arrival, Coe hit the recruiting trail. In his first month as head coach, Coe put together an inaugural class which was recognized by Perfect Game USA as the 57th-ranked class in the country out of 302 Division I baseball teams. Despite a late start in the recruiting cycle, Coe committed some of the nation's top prospects to Kennesaw State for the 2023 class.

Prior to Kennesaw State, Coe spent nearly 12 years as a scout for the Texas Rangers, joining the MLB team following a 15-year spell as a player and coach at KSU under newly-retired head coach Mike Sansing.

"Just thinking about Kennesaw State brings back so many good memories," said Coe. "I hate to leave the Rangers. I really enjoyed that part of my career, but I care too much about the KSU baseball program not to pursue the head coaching job. I want to continue the amazing work that Mike Sansing has done, taking the program further and further every year and it's my goal to continue that upward trend."

Coe first stepped foot on the Kennesaw State campus in 1994, transferring from Tennessee's Cleveland State Community College where he was a second-team All-American.

The catcher made an impact as soon as he slotted into the lineup, hitting 18 home runs and 79 RBIs with a .369 batting average. At the 1994 NAIA Districts in Columbus, Ga., the slugger from East Ridge, Tenn. walked off a win for Kennesaw State College with a homer in the bottom of the ninth against defending district champions Brewton-Parker; the district win would go down in the history books as KSU's first title ever.

Coe continued his reputation as a top-notch batter throughout the NAIA postseason, earning a selection into the All-Tournament team as the Owls became the 1994 NAIA Baseball National Champions. For his efforts, Coe was named Kennesaw State's Athlete-of-the-Year.

Despite having a 1994 to remember, Coe managed to one-up himself in 1995. Coe hit for a .455 batting average in the squad's inaugural year in the NCAA's Division-II, a rate which lives on as the best batting average in KSU's history. Winning the 1995 Peach Belt Athletic Conference Player of the Year, Coe continues to hold the Peach Belt records for career slugging percentage with .732 and consecutive games with a home run with seven. He also holds Kennesaw State's all-time career records in batting average (.411) and slugging percentage, as well as the single-season record for on-base percentage (.545).

His long list of accolades includes the rare distinction of earning All-American honors at three different levels: junior college in 1993, NAIA in 1994 and NCAA Division II in 1995.

The standout's stunning collegiate career led to his selection by the Houston Astros in the 1995 MLB Amateur Draft. He spent three years with the organization, earning a selection as a 1996 Midwest League All-Star in that time.

Coe would return to Kennesaw State in Sept. 1997 as an assistant coach under Sansing. In his role, Coe coordinated recruitment, developed catchers and hitters, developed practice plans and ran the in-game offense.

During his time as a coach, Coe was inducted with pitcher John Kelly as KSU baseball's first inductees into the Kennesaw State University Athletic Hall of Fame in 2004. Also inducted that year was Coe's wife, former Owls softball standout Cara Dornstauder.

Coe would serve as an assistant coach for Kennesaw State until Nov. 2009, when he was offered a position in the Texas Rangers organization. He would serve as the East Coast crosschecker for the Arlington, Texas outfit, identifying and evaluating prospects from the East Coast and Canada for the MLB draft.

**COE VS. OPPONENTS (HEAD COACHING CAREER)**

OPPONENT	RECORD	OPPONENT	RECORD	OPPONENT	RECORD
Army	1-0	<b>Liberty</b>	<b>8-9</b>	USC Upstate	1-1
Auburn	0-1	Lipscomb	4-4	<b>West Georgia</b>	<b>4-0</b>
Austin Peay	3-3	Long Island	3-0	<b>West Virginia</b>	<b>2-4</b>
Bellarmine	2-1	Longwood	2-1	Western Carolina	1-0
Belmont	1-0	<b>Louisiana Tech</b>	<b>2-4</b>	<b>Western Kentucky</b>	<b>2-2</b>
Boston College	0-3	LSU	0-1	Wofford	1-1
Clemson	1-4	<b>Marshall</b>	<b>1-0</b>	BOLD indicates 2026 opponent	
Central Arkansas	4-0	<b>Mercer</b>	<b>5-4</b>	CATEGORY	RECORD
Columbia	2-1	Michigan	1-0	Home	76-48
Charlotte	0-1	<b>Middle Tennessee</b>	<b>4-2</b>	Road	58-69
<b>Dallas Baptist</b>	<b>1-5</b>	<b>Missouri State</b>	<b>0-0</b>	Neutral	8-7
<b>Delaware</b>	<b>3-0</b>	Morehead State	3-1	Day	92-65
Eastern Kentucky	3-0	North Alabama	2-4	Night	37-52
<b>Evansville</b>	<b>1-0</b>	North Florida	5-3	vs. Top-25 Teams	7-18
Fairfield	3-0	New Mexico State	3-0	In February	21-18
<b>Florida</b>	<b>0-3</b>	New Orleans	2-1	In March	45-41
Florida Gulf Coast	8-6	Queens	4-2	In April	44-38
<b>FIU</b>	<b>4-4</b>	Rutgers	1-3	In May	30-28
Florida State	0-1	<b>Sam Houston</b>	<b>3-0</b>	In June	1-2
<b>Georgia</b>	<b>1-9</b>	<b>Samford</b>	<b>4-2</b>		
<b>Georgia Southern</b>	<b>6-3</b>	Southern Miss	0-1		
<b>Georgia State</b>	<b>2-4</b>	Stetson	7-7		
<b>Georgia Tech</b>	<b>2-6</b>	The Citadel	1-1		
Jacksonville	10-2	Troy	1-2		
<b>Jacksonville State</b>	<b>4-3</b>	UAB	2-2		
Kentucky	2-1	UNC Wilmington	1-2		

**OWL BASEBALL AT-A-GLANCE**

YEAR (Conf.)	W/L RECORD	CONF. RECORD
1984 (GIAC)	30-12	11-11
1985	31-24	18-12
1986	18-30	11-13
1987	23-29-2	14-10
1988	34-25	20-8
1989	33-21	22-10
1990	37-21	23-9
1991	33-25	22-10
1992	39-19	19-9
1993	36-16	15-13
1994	48-14	20-8
1995 (PBC)	43-14	19-4
1996	48-17	17-6
1997	48-14	19-4
1998	61-5	27-1
1999	49-14	21-9
2000	38-20	18-12
2001	45-15	21-9
2002	46-13	25-5
2003	40-18	18-12
2004	32-24	15-15
2005	37-22	19-11
2006 (ASUN)	24-32	12-18
2007	32-23	13-14
2008	30-26	21-12
2009	30-22	20-9
2010	23-32	12-15
2011	32-25	18-13
2012	34-25	15-11
2013	30-30	13-14
2014	40-24	17-9
2015	28-28	10-10
2016	29-27	17-4
2017	25-32	10-11
2018	25-30	11-10
2019	27-29	11-13
2020	10-8	0-0
2021	29-22	13-8
2022	36-28	19-11
2023	25-29	14-16
2024	32-24	19-10
2025 (CUSA)	31-27	17-9
2026	18-19	7-11
<b>ALL-TIME</b>	<b>1,439-962-2</b>	<b>703-427</b>



## PRO OWLS

**RICHARD LOVELADY**..... **PITCHER**  
 YEARS AT KSU .....2016  
 CURRENT TEAM..... WASHINGTON NATIONALS  
 DRAFTED..... 2016 ROUND 10, PICK 313  
 KANSAS CITY ROYALS

**TYLER TOLVE**..... **CATCHER**  
 YEARS AT KSU .....2019-21  
 CURRENT TEAM..... COLUMBUS CLINGSTONES  
 AA AFFILIATE - ATLANTA BRAVES  
 DRAFTED..... 2021 ROUND 17, PICK 517  
 ATLANTA BRAVES

**BLAKE WEHUNT**..... **PITCHER**  
 YEARS AT KSU ..... 2023  
 CURRENT TEAM..... PORTLAND SEA DOGS  
 AA AFFILIATE - BOSTON RED SOX  
 DRAFTED.....2023 ROUND 9, PICK 268  
 BOSTON RED SOX

**BLAKE AITA**..... **PITCHER**  
 YEARS AT KSU .....2023-24  
 CURRENT TEAM..... PEORIA CHIEFS  
 HIGH-A AFFILIATE - ST. LOUIS CARDINALS  
 DRAFTED.....2024 ROUND 6, PICK 177  
 BOSTON RED SOX

**BRADEN OSBOLT**..... **PITCHER**  
 YEARS AT KSU ..... 2023-25  
 CURRENT TEAM.....ACL REDS  
 ROOKIE AFFILIATE - CINCINNATI REDS  
 DRAFTED.....2025 ROUND 6, PICK 174  
 CINCINNATI REDS



## MICKEY DUNN STADIUM AT HENSSLER FINANCIAL FIELD

Opened **Feb. 13, 2026**

Capacity **1,864**

With the completion of Mickey Dunn Stadium at Henssler Financial Field, Kennesaw State baseball returns to its roots on the Kennesaw campus. Situated on the footprint of Stillwell Stadium, KSU's home ballpark from 1994-2024, Mickey Dunn Stadium is a \$12.3 million renovation of "The Shake," designed specifically with players, coaches and fans in mind.

Built with modern amenities including an artificial turf playing surface, upgraded LED lighting, a videoboard, chairback seating, premium hospitality areas, additional concession stands, expanded restroom facilities, large sunken dugouts and expanded bullpens, Mickey Dunn Stadium positions the Owls to host postseason competition. To conclude its inaugural season, the stadium will serve as the host site for the Conference USA Baseball Championship, marking the first time postseason baseball will be played in Kennesaw since 2002.

KSU alumnus Mickey Dunn '18 provided the lead gift for the development of the new facility. Dunn has been involved with Kennesaw State baseball since his playing days at Southern Polytechnic State University (now KSU's Marietta campus). After studying industrial engineering at SPSU, Dunn founded ML Industries in 1990, a company specializing in automotive safety features. As the company expanded, Dunn became a steadfast supporter of Owls baseball, helping make the new stadium a reality.

## MICKEY DUNN STADIUM RECORDS...

### FIRSTS FOR THE OWLS

First Hit	Cooper Williams, 2nd inning vs. Evansville (Feb. 13, 2026)
First Double	Cooper Williams, 2nd inning vs. Evansville (Feb. 13, 2026)
First Triple	Trenton Lyons, vs. Evansville (Feb. 13, 2026)
First Home Run	Charlie Jones, vs. Marshall (Feb. 14, 2026)
First Run	Cooper Williams, 2nd inning vs. Evansville (Feb. 13, 2026)
First RBI	Wesley Alig, RBI FG, 2nd inning vs. Evansville (Feb. 13, 2026)
First Pitch	Cooper McMullen, Ball, vs. Evansville (Feb. 13, 2026)
First Strikeout	Cooper McMullen, vs. Evansville (Feb. 13, 2026)
First Steal	Cooper Williams, stole 3rd, 2nd inning vs. Evansville (Feb. 13, 2026)

### SINGLE-GAME HIGHS (TEAM)

Hits	20, vs. Ga. Southern (March 17, 2026)
Doubles	7, vs. Ga. Southern (March 17, 2026)
Triples	1, 5x, last vs. LA Tech (April 19, 2026)
Home Runs	5, vs. Samford (March 7, 2026)
Runs	16, vs. Ga. Southern (March 17, 2026)
RBI	15, vs. Ga. Southern (March 17, 2026)
Walks Drawn	10, vs. Mercer (April 14, 2026)
Fewest Hits Allowed	4, twice, last vs. Ga. Southern (March 17, 2026)
Strikeouts (Pitching)	15, vs. Liberty (March 20, 2026)
Errors (Committed By)	3, vs. Liberty (March 21, 2026)

### SINGLE-GAME HIGHS (INDIVIDUAL)

Hits	4, twice, last Josh Gibbs and Grayson McCollum vs. Ga. Southern (March 17, 2026)
Doubles	3, Jackson Chirello vs. West Georgia (Feb. 17, 2026)
Triples	1, 5x, last Wesley Alig vs. LA Tech (April 19, 2026)
Home Runs	2, Jackson Chirello vs. Samford (March 7, 2026)
Runs	3, twice, last Jackson Chirello vs. Ga. Southern (March 17, 2026)
RBI	6, Grayson McCollum vs. Ga. Southern (March 17, 2026)
Walks Drawn	3, Cooper Williams vs. Ga. Southern (March 17, 2026)
Innings Pitched	6.0, Harry Cain vs. LA Tech (April 19, 2026)
Strikeouts (Pitching)	9, twice, last Harry Cain vs. Liberty (March 20, 2026)

### SINGLE-GAME HIGHS (MISCELLANEOUS)

Longest Game (Time)	3:35, vs. Mercer (April 14, 2026)
Combined Hits	28, vs. Mercer (April 14, 2026)
Combined Runs	22, vs. Georgia Southern (March 17, 2026)
Attendance	1864, vs. No. 8 Georgia (March 3, 2026)

## SEASON AND CAREER HIGHS

## #2 - JAMARIE BROOKS

**Season-high Hits:** 1, vs. West Va. (Feb. 27)  
**Career-high Hits:** 5, at Florida Gulf Coast (May 19, 2023)  
**Season-high Doubles:** N/A  
**Career-high Doubles:** 1, 7x, last at Georgia (April 30, 2024)  
**Season-high Triples:** N/A  
**Career-high Triples:** 1, vs. Long Island (Feb. 25, 2023)  
**Season-high Home Runs:** 1, vs. West Va. (Feb. 27)  
**Career-high Home Runs:** 1, 6x, last vs. West Va. (Feb. 27, 2026)  
**Season-high Runs:** 1, vs. West Va. (Feb. 27)  
**Career-high Runs:** 2, 8x, last at Samford (March 28, 2025)  
**Season-high RBI:** 3, vs. West Va. (Feb. 27)  
**Career-high RBI:** 6, at Florida Gulf Coast (May 19, 2023)  
**Season-high Walks:** 1, vs. West Va. (March 1)  
**Career-high Walks:** 4, at Kentucky (March 9, 2024)  
**Season-high Stolen Bases:** 1, vs. Liberty (March 22)  
**Career-high Stolen Bases:** 1, 7x, last vs. Liberty (March 22, 2026)

## #3 - GRAYSON MCCOLLUM

**Season-high & Career-high Hits:** 4, vs. Ga. Southern (March 17)  
**Season-high & Career-high Doubles:** 1, 5x, last at Delaware (March 29)  
**Season-high & Career-high Triples:** N/A  
**Season-high & Career-high Home Runs:** N/A  
**Season-high & Career-high Runs:** 2, 4x, last vs. West Va. (March 1)  
**Season-high & Career-high RBI:** 6, vs. Ga. Southern (March 17)  
**Season-high & Career-high Walks:** 2, at Delaware (March 29)  
**Season-high & Career-high Stolen Bases:** N/A

## #4 - AVERY WILSON

**Season-high & Career-high Hits:** 1, 4x, last vs. Ga. Southern (March 17)  
**Season-high & Career-high Doubles:** 1, vs. Ga. Southern (March 17)  
**Season-high & Career-high Triples:** N/A  
**Season-high & Career-high Home Runs:** 1, vs. Samford (March 7)  
**Season-high & Career-high Runs:** 2, vs. Ga. Southern (March 17)  
**Season-high & Career-high RBI:** 2, vs. Samford (March 6)  
**Season-high & Career-high Walks:** 1, 5x, last at Mercer (March 31)  
**Season-high & Career-high Stolen Bases:** 1, vs. Liberty (March 20)

## #5 - SHAMAAR McDUFFIE

**Season-high Hits:** 3, 3x, last vs. LA Tech (April 17)  
**Career-high Hits:** 3, 5x, last vs. LA Tech (April 17, 2026)  
**Season-high Doubles:** 1, 3x, last vs. DBU (April 2)  
**Career-high Doubles:** 1, 10x, last last vs. DBU (April 2, 2026)  
**Season-high Triples:** N/A  
**Career-high Triples:** N/A  
**Season-high Home Runs:** N/A  
**Career-high Home Runs:** N/A  
**Season-high Runs:** 2, at Delaware (March 27)  
**Career-high Runs:** 3, at Liberty (April 27, 2025)  
**Season-high RBI:** 1, 7x, last vs. LA Tech (April 17)  
**Career-high RBI:** 3, twice, last vs. Austin Peay (March 30, 2024)  
**Season-high Walks:** 1, 12x, last at West Ga. (April 21)  
**Career-high Walks:** 3, twice, last vs. Austin Peay (March 30, 2024)  
**Season-high Stolen Bases:** N/A  
**Career-high Stolen Bases:** 1, 3x, last vs. New Mexico St. (May 4, 2025)

## #6 - JACKSON BRADFIELD

**Season-high Hits:** 2, vs. Samford (March 6)  
**Career-high Hits:** 4, at Samford (March 1, 2025)  
**Season-high Doubles:** N/A  
**Career-high Doubles:** N/A  
**Season-high Triples:** 1, vs. Marshall (Feb. 14)  
**Career-high Triples:** 1, vs. Marshall (Feb. 14, 2026)  
**Season-high Home Runs:** 1, twice, last vs. Samford (March 7)  
**Career-high Home Runs:** 1, 4x, last vs. Samford (March 7, 2026)  
**Season-high Runs:** 1, 3x, last vs. Samford (March 7)  
**Career-high Runs:** 2, at The Citadel (March 15, 2025)  
**Season-high RBI:** 2, vs. Samford (March 7)  
**Career-high RBI:** 3, at The Citadel (March 15, 2025)  
**Season-high Walks:** 1, vs. West Va. (Feb. 27)  
**Career-high Walks:** 1, 3x, last vs. West Va. (Feb. 27, 2026)  
**Season-high Stolen Bases:** N/A  
**Career-high Stolen Bases:** N/A

## #7 - CHRIS COLE

**Season-high Hits:** 3, 3x, last vs. Mercer (April 14)  
**Career-high Hits:** 4, twice, last at Liberty (April 27, 2025)  
**Season-high Doubles:** 1, 4x, last at FIU (April 11)  
**Career-high Doubles:** 1, 24x, last at FIU (April 11, 2026)  
**Season-high Triples:** 1, vs. Mercer (April 14)  
**Career-high Triples:** 1, 7x, last vs. Mercer (April 14, 2026)  
**Season-high Home Runs:** 1, twice, last vs. LA Tech (April 19)  
**Career-high Home Runs:** 1, 5x, last vs. LA Tech (April 19, 2026)  
**Season-high Runs:** 2, vs. Mercer (April 14)  
**Career-high Runs:** 3, 4x, last at West Georgia (May 6, 2025)  
**Season-high RBI:** 2, twice, last vs. LA Tech (April 19)  
**Career-high RBI:** 3, at Georgia (April 9, 2024)  
**Season-high Walks:** 2, twice, last vs. DBU (April 3)  
**Career-high Walks:** 3, 3x, last vs. Western Kentucky (March 22, 2025)  
**Season-high Stolen Bases:** 2, at West Ga. (April 21)  
**Career-high Stolen Bases:** 3, vs. FIU (May 23, 2025)

## #8 - JOSH GIBBS

**Season-high & Career-high Hits:** 4, vs. Ga. Southern (March 17)  
**Season-high & Career-high Doubles:** 1, 3x, last vs. DBU (April 2)  
**Season-high & Career-high Triples:** 1, vs. LA Tech (April 18)  
**Season-high & Career-high Home Runs:** N/A  
**Season-high & Career-high Runs:** 1, 5x, last vs. Mercer (April 14)  
**Season-high & Career-high RBI:** 2, 3x, last vs. Mercer (April 14)  
**Season-high & Career-high Walks:** 2, at Florida (Feb. 22)  
**Season-high & Career-high Stolen Bases:** 1, vs. LA Tech (April 18)

## #9 - JIN KASUYA

**Season-high & Career-high Hits:** N/A  
**Season-high & Career-high Doubles:** N/A  
**Season-high & Career-high Triples:** N/A  
**Season-high & Career-high Home Runs:** N/A  
**Season-high & Career-high Runs:** N/A  
**Season-high & Career-high RBI:** N/A  
**Season-high & Career-high Walks:** N/A  
**Season-high & Career-high Stolen Bases:** N/A

## #10 - WESLEY ALIG

**Season-high Hits:** 2, 7x, last vs. Mercer (April 14)  
**Career-high Hits:** 3, 3x, last vs. FIU (May 23, 2025)  
**Season-high Doubles:** 1, 4x, last at Georgia (March 24)  
**Career-high Doubles:** 2, vs. Middle Tennessee (May 17, 2025)  
**Season-high Triples:** 1, vs. LA Tech (April 19)  
**Career-high Triples:** 1, 3x, last vs. LA Tech (April 19, 2026)  
**Season-high Home Runs:** 1, vs. LA Tech (April 18)  
**Career-high Home Runs:** 1, 6x, last vs. LA Tech (April 17, 2026)  
**Season-high Runs:** 2, 3x, last vs. LA Tech (April 18)  
**Career-high Runs:** 3, twice, last vs. New Mexico State (May 2, 2025)  
**Season-high RBI:** 2, 6x, last vs. LA Tech (April 18)  
**Career-high RBI:** 4, at The Citadel (March 15, 2025)  
**Season-high Walks:** 2, vs. Marshall (Feb. 14)  
**Career-high Walks:** 2, 4x, last vs. Marshall (Feb. 14, 2026)  
**Season-high Stolen Bases:** N/A  
**Career-high Stolen Bases:** 1, 3x, last vs. Ga. Southern (May 13, 2025)

## #11 - TRENTON LYONS

**Season-high Hits:** 4, at FIU (April 11)  
**Career-high Hits:** 4, at FIU (April 11, 2026)  
**Season-high Doubles:** 2, vs. Ga. Southern (March 17)  
**Career-high Doubles:** 2, vs. Ga. Southern (March 17, 2026)  
**Season-high Triples:** 1, vs. Evansville (Feb. 13)  
**Career-high Triples:** 1, vs. Evansville (Feb. 13, 2026)  
**Season-high Home Runs:** 1, twice, last at Delaware (March 29)  
**Career-high Home Runs:** 1, twice, last at Delaware (March 29, 2026)  
**Season-high Runs:** 3, at Delaware (March 27)  
**Career-high Runs:** 3, at Delaware (March 27, 2026)  
**Season-high RBI:** 2, twice, last vs. Mercer (April 14)  
**Career-high RBI:** 2, 4x, last vs. Mercer (April 14, 2026)  
**Season-high Walks:** 2, 5x, last vs. Mercer (April 14)  
**Career-high Walks:** 2, 6x, last vs. Mercer (April 14, 2026)  
**Season-high Stolen Bases:** 2, at West Ga. (April 21)  
**Career-high Stolen Bases:** 2, at West Ga. (April 21, 2026)

## #12 - NATE HELMAN

**Season-high Innings Pitched:** 2.2, twice, last vs. DBU (April 3)  
**Career-high Innings Pitched:** 2.2, twice, last vs. vs. DBU (April 3, 2026)  
**Season-high Strikeouts:** 4, twice, last at West Ga. (April 21)  
**Career-high Strikeouts:** 4, twice, last at West Ga. (April 2, 2026)

## #13 - JAMES MCGEE

**Season-high Hits:** 3, at Ga. Southern (Feb. 24)  
**Career-high Hits:** 3, at Ga. Southern (Feb. 24, 2026)  
**Season-high Doubles:** 1, 7x, last vs. DBU (April 2)  
**Career-high Doubles:** 1, 8x, last vs. DBU (April 2, 2026)  
**Season-high Triples:** N/A  
**Career-high Triples:** N/A  
**Season-high Home Runs:** 2, at Ga. Southern (Feb. 24)  
**Career-high Home Runs:** 2, at Ga. Southern (Feb. 24, 2026)  
**Season-high Runs:** 4, at Delaware (March 29)  
**Career-high Runs:** 4, at Delaware (March 29, 2026)  
**Season-high RBI:** 3, 3x, last at Delaware (March 29)  
**Career-high RBI:** 3, 3x, last at Delaware (March 27, 2026)  
**Season-high Walks:** 3, vs. DBU (April 3)  
**Career-high Walks:** 3, vs. DBU (April 3, 2026)  
**Season-high Stolen Bases:** 1, twice, last at Delaware (March 29)  
**Career-high Stolen Bases:** 1, twice, last at Delaware (March 29, 2026)

## #14 - NOLAN SLIVER

**Season-high Innings Pitched:** 6.0, at Middle Tenn. (March 15)  
**Career-high Innings Pitched:** 7.0, at Bellarmine (April 26, 2024)  
**Season-high Strikeouts:** 6, at Ga. Southern (Feb. 24)  
**Career-high Strikeouts:** 8, vs. Florida Gulf Coast (March 23, 2024 - GM 1)

## #15 - GOOPER McMULLEN

**Season-high Innings Pitched:** 6.0, twice, last at FIU (April 11)  
**Career-high Innings Pitched:** 6.0, twice, last at FIU (April 11, 2026)  
**Season-high Strikeouts:** 5, vs. Evansville (Feb. 13, 2026)  
**Career-high Strikeouts:** 5, vs. Evansville (Feb. 13, 2026)

## #16 - RYAN GOLD

**Season-high Innings Pitched:** 5.0, vs. LA Tech (April 17)  
**Career-high Innings Pitched:** 6.0, vs. Rutgers (Feb. 14, 2025 - GM 2)  
**Season-high Strikeouts:** 4, vs. LA Tech (April 17)  
**Career-high Strikeouts:** 8, vs. Middle Tennessee (May 16, 2025)

## #17 - LOGAN BROCK

**Season-high Innings Pitched:** 4.2, at Middle Tenn. (March 14)  
**Career-high Innings Pitched:** 4.2, at Middle Tenn. (March 14, 2026)  
**Season-high Strikeouts:** 3, twice, last at Middle Tenn. (March 14)  
**Career-high Strikeouts:** 3, 4x, last at Middle Tenn. (March 14, 2026)

## #18 - THORPE MUSCI

**Season-high Innings Pitched:** N/A  
**Career-high Innings Pitched:** 0.2, vs. Marshall (Feb. 24, 2025)\*  
**Season-high Strikeouts:** N/A  
**Career-high Strikeouts:** 1, vs. Marshall (Feb. 24, 2025)\*

## #19 - DANIEL POWELL

**Season-high Innings Pitched:** 5.1, vs. Liberty (March 22)  
**Career-high Innings Pitched:** 5.1, twice, last vs. Liberty (March 22, 2026)  
**Season-high Strikeouts:** 9, vs. Evansville (Feb. 13)  
**Career-high Strikeouts:** 9, twice, last vs. Evansville (Feb. 13, 2026)

## SEASON AND CAREER HIGHS

## #20 - KADEN BROWN

Season-high Hits: N/A  
 Career-high Hits: 3, vs. Columbia (Feb. 21, 2025)  
 Season-high Doubles: N/A  
 Career-high Doubles: N/A  
 Season-high Triples: N/A  
 Career-high Triples: N/A  
 Season-high Home Runs: N/A  
 Career-high Home Runs: N/A  
 Season-high Walks: N/A  
 Career-high Walks: 1, 3x, last at Georgia State (Feb. 25, 2025)  
 Season-high RBI: N/A  
 Career-high RBI: 2, twice, last vs. Columbia (Feb. 21, 2025)  
 Season-high Walks: N/A  
 Career-high Walks: 2, vs. Mercer (Feb. 19, 2025)  
 Season-high Stolen Bases: N/A  
 Career-high Stolen Bases: N/A

## #21 - EVAN HOLSTEIN

Season-high Hits: 2, vs. West Ga. (Feb. 17)  
 Career-high Hits: 2, 4x, last vs. West Ga. (Feb. 17)  
 Season-high Doubles: N/A  
 Career-high Doubles: 1, twice, last vs. Western Ky. (March 23, 2025)  
 Season-high Triples: N/A  
 Career-high Triples: N/A  
 Season-high Home Runs: N/A  
 Career-high Home Runs: N/A  
 Season-high Walks: 1, vs. West Va. (Feb. 27)  
 Career-high Walks: 2, vs. Columbia (Feb. 22, 2025)  
 Season-high RBI: 1, vs. West Ga. (Feb. 17)  
 Career-high RBI: 2, at Georgia Southern (March 18, 2025)  
 Season-high Walks: N/A  
 Career-high Walks: 2, twice, last vs. Columbia (Feb. 22, 2025)  
 Season-high Stolen Bases: N/A  
 Career-high Stolen Bases: N/A

## #22 - COOPER WILLIAMS

Season-high Hits: 4, at Delaware (March 29)  
 Career-high Hits: 4, 3x, last at Delaware (March 29, 2026)  
 Season-high Doubles: 2, vs. Evansville (Feb. 13)  
 Career-high Doubles: 2, vs. Evansville (Feb. 13, 2026)  
 Season-high Triples: 1, at Florida (Feb. 22)  
 Career-high Triples: 1, 3x, last at Florida (Feb. 22, 2026)  
 Season-high Home Runs: 2, at Delaware (March 29)  
 Career-high Home Runs: 2, at Delaware (March 29, 2026)  
 Season-high Walks: 3, 4x, last at Delaware (March 29)  
 Career-high Walks: 4, at Sam Houston (April 13, 2025)  
 Season-high RBI: 4, at Delaware (March 29)  
 Career-high RBI: 6, at Samford (Feb. 28, 2025)  
 Season-high Walks: 3, vs. Ga. Southern (March 17)  
 Career-high Walks: 3, vs. Ga. Southern (March 17, 2025)  
 Season-high Stolen Bases: 3, vs. Samford (March 6)  
 Career-high Stolen Bases: 3, vs. Samford (March 6, 2026)

## #23 - TY BAYER

Season-high Innings Pitched: 4.2, twice, last vs. DBU (April 3)  
 Career-high Innings Pitched: 5.1, vs. FIU (April 17, 2025)  
 Season-high Strikeouts: 4, at Georgia (March 24)  
 Career-high Strikeouts: 7, at The Citadel (March 14, 2025)

## #24 - JACKSON CHIRELLO

Season-high Hits: 3, 4x, last at Mercer (March 31)  
 Career-high Hits: 4, at Clemson (Feb. 23, 2024)  
 Season-high Doubles: 3, vs. West Ga. (Feb. 17)  
 Career-high Doubles: 3, vs. West Ga. (Feb. 17, 2026)  
 Season-high Triples: N/A  
 Career-high Triples: 1, 4x, last vs. FIU (April 19, 2025)  
 Season-high Home Runs: 2, twice, last at Delaware (March 29)  
 Career-high Home Runs: 2, 3x, last at Delaware (March 29, 2026)  
 Season-high Walks: 3, twice, last vs. Ga. Southern (March 17)  
 Career-high Walks: 4, vs. Long Island (Feb. 24, 2023)  
 Season-high RBI: 4, twice, last at Delaware (March 29)  
 Career-high RBI: 4, 3x, last at Delaware (March 29, 2026)  
 Season-high Walks: 2, vs. Marshall (Feb. 14)  
 Career-high Walks: 4, at UAB (Feb. 16, 2024)  
 Season-high Stolen Bases: 1, 3x, last at Georgia Tech (April 7)  
 Career-high Stolen Bases: 1, 10x, last at Georgia Tech (April 7, 2026)

## #26 - ETHAN OSADA

Season-high Innings Pitched: N/A  
 Career-high Innings Pitched: 2.1, at Louisiana Tech (March 29, 2025)  
 Season-high Strikeouts: N/A  
 Career-high Strikeouts: 3, vs. Georgia Tech (March 25, 2025)

## #27 - CHARLIE JONES

Season-high Hits: 3, at Georgia Tech (April 7)  
 Career-high Hits: 3, 7x, last at Georgia Tech (April 7, 2026)  
 Season-high Doubles: 1, twice, last at FIU (April 11)  
 Career-high Doubles: 1, 14x, last vs. DBU (April 3, 2026)  
 Season-high Triples: N/A  
 Career-high Triples: 1, twice, last vs. San Jose State (May 24, 2024)\*  
 Season-high Home Runs: 1, twice, last at Ga. Southern (Feb. 24)  
 Career-high Home Runs: 2, vs. San Jose State (May 3, 2024)\*  
 Season-high Walks: 2, vs. West Ga. (Feb. 17)  
 Career-high Walks: 3, twice, last vs. New Mexico (April 21, 2024 - GM 2)\*  
 Season-high RBI: 3, twice, last at Georgia Tech (April 7)  
 Career-high RBI: 6, vs. Fresno State (May 18, 2024)\*  
 Season-high Walks: 2, twice, last vs. LA Tech (April 19)  
 Career-high Walks: 2, 4x, last vs. LA Tech (April 19)  
 Season-high Stolen Bases: N/A  
 Career-high Stolen Bases: 1, 5x, last at San Diego State (May 12, 2024)\*

## #28 - AARON POSEY

Season-high Hits: 3, vs. Liberty (March 21)  
 Career-high Hits: 4, vs. FIU (April 19, 2025)  
 Season-high Doubles: 2, at Delaware (March 28)  
 Career-high Doubles: 2, at Delaware (March 29, 2026)  
 Season-high Triples: N/A  
 Career-high Triples: 1, vs. North Florida (May 5, 2024 - GM 1)  
 Season-high Home Runs: 1, 3x, last at Georgia (March 24)  
 Career-high Home Runs: 1, 4x, last vs. Marshall (Feb. 14, 2026)  
 Season-high Walks: 2, twice, last at Georgia (March 24)  
 Career-high Walks: 3, twice, last vs. FIU (April 19, 2025)  
 Season-high RBI: 2, 4x, last at Delaware (March 28)  
 Career-high RBI: 6, at Bellarmine (April 27, 2024)  
 Season-high Walks: 2, 3x, last at West Ga. (April 21)  
 Career-high Walks: 3, twice, last vs. FIU (April 18, 2025)  
 Season-high Stolen Bases: N/A  
 Career-high Stolen Bases: N/A

## #29 - JT GIBSON

Season-high Innings Pitched: 1.2, vs. West Va. (Feb. 27)  
 Career-high Innings Pitched: 1.2, twice, last vs. West Va. (Feb. 27, 2026)  
 Season-high Strikeouts: 4, vs. West Va. (Feb. 27)  
 Career-high Strikeouts: 4, vs. West Va. (Feb. 27, 2026)

## #30 - COLE ROYER

Season-high Innings Pitched: 2.0, 4x, last vs. West Ga. (April 21)  
 Career-high Innings Pitched: 2.0, 4x, last vs. West Ga. (April 21, 2026)  
 Season-high Strikeouts: 2, 4x, last at Mercer (March 31)  
 Career-high Strikeouts: 2, 6x, last at Mercer (March 31, 2026)

## #32 - HUNTER STONECIPHER

Season-high & Career-high Hits: N/A  
 Season-high & Career-high Doubles: N/A  
 Season-high & Career-high Triples: N/A  
 Season-high & Career-high Home Runs: N/A  
 Season-high & Career-high Walks: N/A  
 Season-high & Career-high RBI: N/A  
 Season-high & Career-high Walks: N/A  
 Season-high & Career-high Stolen Bases: N/A

## #33 - DAVIS HARPER

Season-high & Career-high Innings Pitched: 4.0, vs. West Va. (Feb. 27)  
 Season-high & Career-high Strikeouts: 3, vs. DBU (April 2)

## #34 - NOLAN BETHEL

Season-high & Career-high Innings Pitched: 1.1, vs. West Va. (Feb. 27)  
 Season-high & Career-high Strikeouts: N/A

## #35 - NOLAN MCKINSTRY

Season-high Innings Pitched: 1.0, twice, last vs. Georgia (March 3)  
 Career-high Innings Pitched: 1.0, 3x, last vs. Georgia (March 3, 2026)  
 Season-high Strikeouts: 1, twice, last vs. Georgia (March 3)  
 Career-high Strikeouts: 1, 4x, last vs. Georgia (March 3, 2026)

## #37 - SAM SUMMERLIN

Season-high & Career-high Hits: N/A  
 Season-high & Career-high Doubles: N/A  
 Season-high & Career-high Triples: N/A  
 Season-high & Career-high Home Runs: N/A  
 Season-high & Career-high Walks: N/A  
 Season-high & Career-high RBI: N/A  
 Season-high & Career-high Walks: N/A  
 Season-high & Career-high Stolen Bases: N/A

## #38 - AVERY SHIFLET

Season-high & Career-high Innings Pitched: N/A  
 Season-high & Career-high Strikeouts: N/A

## #39 - HARRY GAIN

Season-high Innings Pitched: 6.0, vs. LA Tech (April 19)  
 Career-high Innings Pitched: 7.0, twice, last vs. FIU (April 18, 2025)  
 Season-high Strikeouts: 9, vs. Liberty (March 20)  
 Career-high Strikeouts: 9, twice, last vs. Liberty (March 22, 2026)

## #40 - RYAN RENFROE

Season-high Innings Pitched: 2.1, vs. Mercer (April 14)  
 Career-high Innings Pitched: 3.0, 3x, last vs. West Ga. (April 15, 2025)  
 Season-high Strikeouts: 3, vs. LA Tech (April 17)  
 Career-high Strikeouts: 6, at Samford (Feb. 28, 2025)

## #41 - PETER JEZERINAC

Season-high Innings Pitched: 2.1, vs. Marshall (Feb. 14)  
 Career-high Innings Pitched: 2.1, vs. Marshall (Feb. 14, 2026)  
 Season-high Strikeouts: 3, twice, last Mercer (April 14)  
 Career-high Strikeouts: 2, twice, last at Charlotte (April 29, 2025)

## #42 - JAYDEN SUMMERVILLE

Season-high & Career-high Innings Pitched: 4.0, at MTSU (March 13)  
 Season-high & Career-high Strikeouts: 5, vs. Liberty (March 21)

# 2026 SINGLE-GAME HIGHS

## KENNESAW STATE

Runs, Game	16, vs. Georgia Southern (3/17)
Runs, Inning	8, 8th Inning, vs. Evansville (2/13)
Hits, Game	20, vs. Samford (3/6)
Doubles	7, vs. Georgia Southern (3/17)
Triples	1, 7x, last vs. LA Tech (4/19)
Home Runs	6, at Delaware (3/29)
Stolen Bases	5, vs. Samford (3/6)
Left on Base	17, vs. DBU (4/3)
Errors (Committed By)	3, twice, last at Delaware (3/29)
Strikeouts (Pitching)	15, twice, last vs. Liberty (3/20)
Walks (Allowed)	11, vs. West Virginia (2/28)
Double Plays (Hit Into)	3, at FIU (4/11)
Triple Plays (Hit Into)	N/A

## OPPONENTS

Runs, Game	14, Mercer (3/31)
Runs, Inning	9, Mercer, 4th Inning (3/31)
Hits, Game	16, 3x, last Delaware (3/29)
Doubles	5, West Virginia (2/27)
Triples	1, 3x, last Georgia Tech (4/7)
Home Runs	4, 3x, last Mercer (3/31)
Stolen Bases	3, West Virginia (2/27)
Left on Base	13, West Virginia (2/28)
Errors (Committed By)	3, Georgia (3/24)
Strikeouts (Pitching)	20, LA Tech (4/17)
Walks (Allowed)	10, Mercer (4/14)
Double Plays (Hit Into)	2, 9x, last West Georgia (4/21)
Triple Plays (Hit Into)	N/A

## INDIVIDUAL BATTING

Longest Hitting Streak	10 games, Posey (2/27-3/28)
Runs	4, McGee at Delaware (3/29)
Hits	4, 4x, last Lyons at FIU (4/11)
Doubles	3, Chirello vs. West Georgia (2/17)
Triples	1, 7x, last Aliq vs. LA Tech (4/19)
Home Runs	2, 4x, last Chirello and Williams at Delaware (3/29)
Inside-the-Park Home Run	N/A
Consecutive Games with a Home Run	2, Williams (2/28-3/1)
Runs Batted In	6, McCollum vs. Georgia Southern (3/17)
Stolen Bases	3, Williams vs. Samford (3/6)
Strikeouts	4, 3x, last Chirello vs. LA Tech (4/17)
Walks	3, twice, last McGee vs. DBU (4/3)

## INDIVIDUAL PITCHING

Innings Pitched, Starter	6.0, 4x, last Cain vs. LA Tech (4/19)
Innings Pitched, Reliever	5.1, Powell vs. Liberty (3/22)
Strikeouts	9, twice, last Cain vs. Liberty (3/20)
Walks	5, twice, last Summerville vs. DBU (4/3)
Fewest Hits Allowed, Starter (5.0+ IP)	3, McMullen vs. Evansville (2/13)
Consecutive Scoreless IP, Starter	8.0, McMullen (3/27-4/2)
Consecutive Scoreless IP, Reliever	7.2, Powell (2/24-3/7)
Consecutive Scoreless Relief Appearances	6, Gibson (2/21-4/3)
Consecutive Save Opportunities Converted	4, Cain (Active, dates back to 3/6)
Longest Winning Streak, Starter	N/A

## TEAM MISCELLANEOUS

Most Games Over .500	4 games (3/29)
Most Games Under .500	2 games (4/12, 4/17, 4/19)
Longest Winning Streak	5 games (3/22-3/29)
Longest Losing Streak	4 games (4/7-4/12)
Largest Margin of Victory	10, vs. Georgia Southern (3/17)
Largest Margin of Defeat	11, twice, last at Middle Tennessee (3/14)
Fewest Hits, Game	3, twice, last vs. LA Tech (4/19)
Fewest Hits Allowed, Game	4, twice, last vs. Georgia Southern (3/17)

## STARTS BY POSITION

Pitcher (8)	- McMullen (11), Sliver (8), Foyer (5), Bayer (4), Brock (3), Summerville (3), Helman (2), Cain (1)
Catcher (3)	- McGee (2), Posey (1), Holstein (2)
First Base (2)	- Chirello (2), Jones (1)
Second Base (4)	- Aliq (2), Gibbs (2), McDuffie (1), Williams (1)
Third Base (2)	- McCollum (2), Williams (1)
Shortstop (3)	- McDuffie (2), McCollum (1), Williams (1)
Left Field (5)	- Williams (2), Cole (1), Aliq (1), Brooks (2), Bradfield (1)
Center Field (3)	- Cole (1), Lyons (1), Wilson (1)
Right Field (3)	- Lyons (2), Chirello (1), Williams (2)
Designated Hitter (12)	- McGee (9), Bradfield (7), Posey (7), Jones (3), Gibbs (2), Holstein (2), Aliq (1), Brooks (1), Brown (1), Chirello (1), Lyons (1), Williams (1)

## STARTS BY BATTING ORDER

1 (5)	- Lyons (16), Williams (15), Cole (4), McCollum (1), Wilson (1)
2 (6)	- Williams (9), Lyons (9), Cole (8), McCollum (4), McGee (4), Wilson (3)
3 (5)	- McGee (16), Lyons (7), McCollum (6), Williams (5), Chirello (3)
4 (7)	- Chirello (2), Jones (4), Lyons (3), McGee (4), Williams (2), Holstein (1), McCollum (1)
5 (9)	- Aliq (17), Posey (5), Chirello (5), Williams (3), Holstein (2), McCollum (2), Gibbs (1), Jones (1), McGee (1)
6 (12)	- Aliq (9), Cole (9), Jones (4), McCollum (4), Chirello (2), Gibbs (2), Lyons (2), Bradfield (1), Brooks (1), McGee (1), Posey (1), Williams (1)
7 (10)	- Jones (8), Posey (7), McCollum (6), McGee (4), Aliq (3), Bradfield (3), Chirello (2), Gibbs (2), Cole (1), Williams (1)
8 (12)	- Gibbs (10), McCollum (7), Bradfield (5), Wilson (4), Posey (3), Brooks (2), Brown (1), Cole (1), Chirello (1), Holstein (1), Jones (1), McGee (1)
9 (4)	- McDuffie (3), Posey (4), McCollum (1), Wilson (1)

## OWLS AT A GLANCE

Overall Record	18-19
Current Streak	Won 1
Series Record	2-7-0
Home	11-9
Road	7-10
Neutral	0-0
Day/Night	13-9/5-10
vs. Top-25 Teams	2-7
In February	4-5
In March	10-6
In April	4-8
In May	0-0
In June	0-0
vs. LHS/RHS	4-3/14-16
Kennesaw State Scores First	12-6
Comeback Wins	9
Losses After Leading	7
Extra Innings	0-1
One-Run Games	7-4
Two-Run Games	2-2
Leading After 6/7/8	10-3/11-1/15-0
Trailing After 6/7/8	6-14/2-13/1-12
Tied After 6/7/8	2-2/4-2/1-3
KSU Out-Hits Opponent	12-3
Opponent Out-Hits KSU	5-15
Two Teams Match on Hits	1-1

## THE LAST TIME AN OWL...

### BATTING

Recorded 4 hits in a game	Trenton Lyons at FIU (April 12, 2026)
Recorded 5 hits in a game	Jamarie Brooks at FGCU (May 19, 2023)
Recorded 6 hits in a game	Martin Baker vs. USC Upstate (April 12, 2008)
Scored 3 runs in a game	Cooper Williams at Delaware (March 29, 2026)
Scored 4 runs in a game	James McGee at Delaware (March 29, 2026)
Scored 5 runs in a game	Terence Norman vs. Grambling State (March 23, 2018)
Drove in 4 RBI in a game	Jackson Chirello and Cooper Williams at Delaware (March 29, 2026)
Drove in 5 RBI in a game	Nate Anderson vs. Columbia (Feb. 23, 2025)
Drove in 6 RBI in a game	Grayson McCollum vs. Ga. Southern (March 17, 2026)
Drove in 7 RBI in a game	Griffin Helms vs. Grambling State (March 23, 2018)
Drove in 8 RBI in a game	Nate Anderson at Liberty (April 27, 2025)
Hit 2 doubles in a game	Trenton Lyons vs. Ga. Southern (March 17, 2026)
Hit 3 doubles in a game	Jackson Chirello vs. West Georgia (Feb. 17, 2026)
Hit 4 doubles in a game	Josh Hatcher at Jacksonville (March 18, 2022)
Hit 2 triples in a game	Nick Colina vs. New Orleans (Feb. 19, 2023)
Hit 3 triples in a game	Rauf Tulani vs. Lincoln Memorial (Feb. 12, 1997)
Hit 2 home runs in the same inning	Isaac Bouton at UAB (Feb. 16, 2024) (8th inning)
Hit 2 home runs in a game	Jackson Chirello and Cooper Williams at Delaware (March 29, 2026)
Hit 3 home runs in a game	Cash Young vs. Jacksonville (April 22, 2022)
Hit an Inside-the-Park Home Run	Chris Cole at West Georgia (May 6, 2025)
Hit a Grand Slam	Donovan Cash at West Georgia (May 6, 2025)
Hit a Walkoff Home Run	Nate Anderson vs. New Mexico State (9th inning) (May 2, 2025)
Hit a Walkoff Base Hit	Wesley Alig vs. Liberty (9th inning) (March 22, 2026)
Hit a Home Run to Lead Off a Game	Cooper Williams vs. LA Tech (April 17, 2026)
Hit a Home Run in Consecutive At-Bats	Jackson Chirello and Cooper Williams at Delaware (March 29, 2026)
Hit for the Cycle	Josh Hatcher vs. UNF (March 26, 2022)
Stole 3 bases in a game	Cooper Williams vs. Samford (March 6, 2026)
Stole 4 bases in a game	Aaron Dobbs at Mercer (March 17, 2012)
Stole Home	Nate Anderson (double steal with Chris Cole [2B]) at Georgia (April 29, 2025)

### PITCHING

Recorded 10+ strikeouts	11 by Tanner Franklin vs. Queens (April 20, 2024)
Recorded 15+ strikeouts	15 by Chris Erwin at Georgia Southern (May 12, 2015)
Threw a Nine-Inning Complete Game	Smith Pinson vs. FIU (May 23, 2025)
Threw a Complete Game Shutout	Smith Pinson vs. FIU (May 23, 2025)
Threw back-to-back Complete Games	Tony Dibrell vs. USC Upstate (April 7, 2017)
	Tony Dibrell at Stetson (April 13, 2017)
Threw a combined shutout	Smith Pinson, Jackson Abernathy and JT Gibson vs. Middle Tennessee (May 17, 2025)
Threw a No Hitter	--
Threw a Perfect Game	--

## THE LAST TIME WE...

### BATTING

Were shutout	vs. Liberty (March 20, 2026)
Scored 10-14 runs	12, vs. Mercer (April 14, 2026)
Scored 15-19 runs	16, vs. Ga. Southern (March 17, 2026)
Scored 20-24 runs	21 at Bellarmine (April 27, 2024)
Scored 25-29 runs	26, vs. Grambling State (March 23, 2018)
Scored 30+ runs	32, at USC Upstate - GM 2 (April 12, 2008)
Recorded 15-19 hits	15, vs. Mercer (April 14, 2026)
Recorded 20-24 hits	20, vs. Ga. Southern (March 17, 2026)
Recorded 25-29 hits	25, vs. Grambling State (March 24, 2018)
Recorded 30+ hits	35, at USC Upstate - GM 2 (April 12, 2008)

### PITCHING

Pitched a shutout	vs. FIU (May 23, 2025)
Pitched back-to-back shutouts	vs. Brown - GM 1 (March 7, 2020)
	vs. Brown - GM 2 (March 7, 2020)
Recorded 10+ strikeouts	10, vs. Mercer (April 14, 2026)
Recorded 15+ strikeouts	15, vs. Liberty (March 20, 2026)

### FIELDING

Made 3 errors in a game	at Delaware (March 29, 2026)
Made 4 errors in a game	at DBU (May 11, 2025)
Made 5+ errors in a game	8, vs. Columbia (Feb. 21, 2025)
Turned 3 double plays in a game	vs. Central Arkansas (May 25, 2024)
Turned 4 double plays in a game	vs. Eastern Kentucky (May 25, 2023)

### MISCELLANEOUS

Swept a non-conference home series (Three Games)	vs. LIU (Feb. 24-26, 2023)
Swept a non-conference road series (Three Games)	at Mercer (April 17-18, 2009)
Swept a conference home series (Three Games)	vs. Middle Tennessee (May 15-17, 2025)
Swept a conference road series (Three Games)	at Delaware (March 27-29, 2026)
Won a non-conference home series (Three Games)	vs. Columbia, 2-1 (Feb. 21-23, 2025)
Won a non-conference road series (Three Games)	at No. 25 Kentucky (March 8-10, 2024)
Won a conference home series (Three Games)	vs. Middle Tennessee, 3-0 (May 15-17, 2025)
Won a conference road series (Three Games)	at Delaware, 3-0 (March 27-29, 2026)
Defeated a ranked opponent	at No. 4 Georgia, 10-7 (March 24, 2026)
Defeated a Top 10 opponent	at No. 4 Georgia, 10-7 (March 24, 2026)
Defeated a Top Five opponent	at No. 4 Georgia, 10-7 (March 24, 2026)
Took a series from a ranked opponent	at No. 25 Kentucky, 2-1 (March 8-10, 2024)
Defeated a Power Four opponent	at No. 4 Georgia, 10-7 (March 24, 2026)

STAT	KENNESAW STATE RECORDS WHEN...		UNDER COACH COE
	2026 RECORD	2025 RECORD	
Overall	18-19	31-27	142-127
Home	11-9	17-9	76-48
Away	7-10	12-16	58-72
Neutral Site	0-0	2-2	8-7
Conference Game	7-11	17-9	76-57
Non-Conference Game	11-8	12-16	60-66
Vs. Ranked Opponent	2-7	0-2	7-18
Vs. Opponent .500 or Better	8-16	16-21	72-100
Vs. Opponent Below .500	10-3	13-2	57-25
Day Game (before 6:00 p.m.)	13-9	19-18	92-65
Night Game (6:00 p.m. or later)	6-9	9-9	38-51
Conference Series (3+ games)	1-5	4-3	23-19
Conference Home Series (3+ games)	0-3	4-1	13-9
Non-conference Series (3+ games)	0-2	1-2-1	7-9-1
Non-conference Home Series (3+ games)	0-1	1-1	6-3
In February	4-5	4-6	23-18
In March	10-6	7-11	45-41
In April	4-8	11-5	44-38
In May	0-0	9-5	30-28
In June	0-0	0-0	1-2
On Monday	0-0	0-0	0-0
On Tuesday	6-3	4-8	16-29
On Wednesday	0-0	1-2	9-10
On Thursday	0-1	2-0	6-4
On Friday	4-6	8-5	37-26
On Saturday	5-5	9-7	46-29
On Sunday	3-4	7-3	24-28
In Extra-Inning Games	0-1	3-1	5-5
In Games with Less than 9 Innings	1-4	4-5	18-17
In Series Openers (3+ games)	2-6	7-4	30-24
In Series Finales (3+ games)	4-5	7-4	33-21
When Scoring 3 or Less Runs	1-12	1-15	3-60
When Scoring 4-6 Runs	5-6	8-10	36-42
When Scoring 7-9 Runs	6-1	8-1	39-11
When Scoring 10+ Runs	6-0	15-0	53-4
Collecting 5 or Less Hits	0-7	0-7	3-28
Collecting 6-9 Hits	6-9	4-15	32-56
Collecting 10-14 Hits	10-3	21-4	68-33
Collecting 15+ Hits	2-0	5-0	26-0
Collecting 2 Homers	2-2	10-3	32-17
Collecting 3 Homers	2-0	0-0	8-2
Collecting 4 Homers	0-0	2-0	7-0
Collecting 5+ Homers	2-0	0-0	3-0
Collecting 7-9 Strikeouts (pitching)	8-10	14-7	48-46
Collecting 10-14 Strikeouts (pitching)	3-2	12-11	39-29
Collecting 15+ Strikeouts (pitching)	1-1	0-0	4-1
When a Player has Multiple Hits	15-13	27-21	126-96
When a Player has Multiple Homers	3-0	6-0	20-1
When a Player has Multiple Extra-Base Hits	6-0	17-2	56-17
When a Pitcher goes 6.0-6.2 Innings	1-3	0-1	19-14
When a Pitcher goes 7.0+ Innings	0-0	3-0	14-7
When a Pitcher has 5-7 Strikeouts	1-3	10-4	31-29
When a Pitcher has 8-9 Strikeouts	1-1	6-0	20-7
When a Pitcher has 10+ Strikeouts	0-0	0-0	2-1

# KSU DIVISION 1 SINGLE-GAME RECORDS

## TEAM

At-Bats.....	62, at Jax State, March 2, 2014
Runs Scored.....	32, at USC Upstate, April 12, 2008
Hits.....	35, at USC Upstate, April 12, 2008
RBI.....	31, at USC Upstate, April 12, 2008
Doubles.....	8, 4x, last at Jacksonville, March 18, 2022
Triples.....	3, vs. Belmont, April 15, 2006
<b>Home Runs.....</b>	<b>6, at Delaware, March 29, 2026</b>
Total Bases.....	46, at USC Upstate, April 12, 2008
Walks.....	15, at Queens, April 20, 2024
Hit by Pitch.....	6, at Jacksonville, March 24, 2007
Sacrifice Flies.....	4, at USC Upstate, April 12, 2008
Sacrifice Hits.....	5, twice, last at Georgia Southern, March 8, 2016
Stolen Bases.....	7, vs. Mercer, March 25, 2006
Intentional Walks.....	3, 3x, last at USC Upstate, April 16, 2016
Innings Pitched.....	16.2, at Jax State, March 2, 2014
Strikeouts (Pitching).....	19, 3x, last at Georgia Southern, May 12, 2015
Batters Faced.....	82, at Jax State, March 2, 2014
Strikeouts Looking (Pitching).....	10, vs. Southern Utah, March 21, 2009
Chances (Fielding).....	67, twice, last at Jax State, March 2, 2014
Putouts (Fielding).....	50, at Jax State, March 2, 2014
Assists (Fielding).....	20, at Troy, May 11, 2010
Double Plays Forced.....	4, 4x, last vs. Eastern Kentucky, March 25, 2023

## PLAYER

At-Bats.....	9, Kal Simmons at Jax State, March 2, 2014
Runs Scored.....	5, 3x, last Terence Norman vs. Grambling State, March 23, 2018
Hits.....	6, twice, last Martin Baker at USC Upstate, April 12, 2008
RBI.....	8, Nate Anderson at Liberty, April 27, 2025
Doubles.....	4, Josh Hatcher at Jacksonville, March 18, 2022
Triples.....	2, Nick Colina vs. New Orleans, Feb. 19, 2023
Home Runs.....	3, Cash Young vs. Jacksonville, April 22, 2022
Total Bases.....	12, twice, last Cash Young vs. Jacksonville, April 22, 2022
Walks.....	4, 8x, last Nate Anderson, April 19, 2025
Hit by Pitch.....	3, Jay Morrow at Lipscomb, March 29, 2008
Sacrifice Flies.....	2, 4x, last Zac Corbin vs. Stetson, May 14, 2022
Sacrifice Hits.....	2, 34x, last Jamarie Brooks at Belmont, March 6, 2024
Stolen Bases.....	4, Aaron Dobbs at Mercer, March 17, 2022
Steal Attempts.....	5, Aaron Dobbs at Mercer, March 17, 2022
Intentional Walks.....	2, 4x, last Josh Hatcher vs. Liberty, April 15, 2022
Innings Pitched.....	9.0, 32x, last Smith Pinson vs. FIU, May 23, 2025
Strikeouts (Pitching).....	15, twice, last Chris Erwin at Georgia Southern, May 12, 2015
Strikeouts Looking (Pitching).....	8, Tony Dibrell vs. USC Upstate, April 7, 2017
Putouts (Fielding).....	20, Jace Whitmer vs. FGCU, May 8, 2009
Assists (Fielding).....	11, Kal Simmons at Stetson, March 30, 2013
Most Caught Stealing (Catcher).....	4, Daniel Seres vs. Stetson, April 7, 2018

**KENNESAW STATE BATTING ORDER BY GAME (# OF 2026 START IN SPOT)**

OPPONENT	1	2	3	4	5	6	7	8	9	#	Record
Feb. 13 vs. Evansville	COLE (1)	LYONS (1)	MCCOLLUM (1)	HOLSTEIN (1)	WILLIAMS (1)	JONES (1)	ALIG (1)	CHIRELLO (1)	MCDUFFIE (1)	1	1-0
Feb. 14 vs. Marshall	LYONS (1)	MCCOLLUM (1)	WILLIAMS (1)	JONES (1)	ALIG (1)	CHIRELLO (1)	BRADFIELD (1)	POSEY (1)	MCDUFFIE (2)	2	1-0
Feb. 17 vs. West Georgia	LYONS (2)	MCCOLLUM (2)	WILLIAMS (2)	JONES (2)	HOLSTEIN (1)	ALIG (1)	CHIRELLO (1)	BROWN (1)	MCDUFFIE (3)	3	1-0
Feb. 20 at Florida	LYONS (3)	MCCOLLUM (3)	WILLIAMS (3)	JONES (3)	HOLSTEIN (2)	ALIG (2)	CHIRELLO (2)	POSEY (2)	MCDUFFIE (4)	4	0-1
Feb. 21 at Florida	LYONS (4)	MCCOLLUM (4)	WILLIAMS (4)	JONES (4)	ALIG (2)	CHIRELLO (2)	MCGEE (1)	BROOKS (1)	MCDUFFIE (5)	5	0-1
Feb. 22 at Florida	LYONS (5)	WILLIAMS (1)	MCCOLLUM (2)	CHIRELLO (1)	ALIG (3)	JONES (2)	GIBBS (1)	POSEY (3)	MCDUFFIE (6)	6	0-1
Feb. 24 at Georgia Southern	LYONS (6)	WILLIAMS (2)	MCCOLLUM (3)	CHIRELLO (2)	ALIG (4)	JONES (3)	GIBBS (2)	MCGEE (1)	MCDUFFIE (7)	7	1-0
Feb. 27 vs. West Virginia	LYONS (7)	WILLIAMS (3)	MCCOLLUM (4)	CHIRELLO (3)	ALIG (5)	JONES (4)	MCGEE (2)	HOLSTEIN (1)	MCDUFFIE (8)	8	0-1
Feb. 28 vs. West Virginia	MCCOLLUM (1)	MCGEE (1)	LYONS (1)	CHIRELLO (4)	ALIG (6)	BRADFIELD (1)	JONES (1)	BROOKS (2)	MCDUFFIE (9)	9	0-1
March 1 vs. West Virginia	LYONS (8)	MCGEE (2)	MCCOLLUM (5)	CHIRELLO (5)	ALIG (7)	BROOKS (1)	WILLIAMS (1)	WILSON (1)	POSEY (1)	10	0-1
March 3 vs. Georgia	WILLIAMS (1)	MCGEE (3)	MCCOLLUM (6)	LYONS (1)	CHIRELLO (1)	ALIG (3)	BRADFIELD (3)	WILSON (2)	MCDUFFIE (10)	11	0-1
March 6 vs. Samford	WILLIAMS (2)	MCGEE (4)	LYONS (2)	CHIRELLO (6)	MCCOLLUM (1)	ALIG (4)	JONES (2)	BRADFIELD (1)	MCDUFFIE (11)	12	1-0
March 7 vs. Samford	WILLIAMS (3)	WILSON (1)	LYONS (3)	CHIRELLO (7)	MCCOLLUM (2)	ALIG (5)	MCGEE (3)	BRADFIELD (2)	POSEY (2)	13	1-0
March 13 at Middle Tennessee	WILLIAMS (4)	WILSON (2)	LYONS (4)	CHIRELLO (8)	ALIG (8)	MCCOLLUM (1)	MCGEE (4)	BRADFIELD (3)	MCDUFFIE (12)	14	1-0
March 14 at Middle Tennessee	WILLIAMS (5)	WILSON (3)	LYONS (5)	CHIRELLO (9)	MCGEE (1)	MCCOLLUM (2)	COLE (1)	JONES (1)	MCDUFFIE (13)	15	0-1
March 15 at Middle Tennessee	WILLIAMS (6)	LYONS (2)	CHIRELLO (1)	MCCOLLUM (1)	ALIG (9)	MCGEE (1)	JONES (3)	COLE (1)	POSEY (3)	16	0-1
March 17 vs. Georgia Southern	WILSON (1)	LYONS (3)	CHIRELLO (2)	MCGEE (1)	WILLIAMS (2)	MCCOLLUM (3)	BRADFIELD (4)	GIBBS (1)	MCDUFFIE (14)	17	1-0
March 20 vs. Liberty	COLE (2)	LYONS (4)	CHIRELLO (3)	MCGEE (2)	WILLIAMS (3)	MCCOLLUM (4)	ALIG (2)	WILSON (3)	MCDUFFIE (15)	18	0-1
March 21 vs. Liberty	COLE (3)	LYONS (5)	WILLIAMS (5)	MCGEE (3)	CHIRELLO (2)	ALIG (6)	MCCOLLUM (1)	WILSON (4)	POSEY (4)	19	0-1
March 22 vs. Liberty	COLE (4)	LYONS (6)	MCGEE (1)	CHIRELLO (10)	ALIG (10)	WILLIAMS (1)	POSEY (1)	GIBBS (2)	MCDUFFIE (16)	20	1-0
March 24 at Georgia	LYONS (9)	WILLIAMS (4)	MCGEE (2)	CHIRELLO (11)	ALIG (11)	COLE (1)	POSEY (2)	MCCOLLUM (1)	MCDUFFIE (17)	21	1-0
March 27 at Delaware	LYONS (10)	WILLIAMS (5)	MCGEE (3)	CHIRELLO (12)	ALIG (12)	COLE (2)	POSEY (3)	MCCOLLUM (2)	MCDUFFIE (18)	21	2-0
March 28 at Delaware	LYONS (11)	WILLIAMS (6)	MCGEE (4)	CHIRELLO (13)	POSEY (1)	COLE (3)	MCCOLLUM (2)	GIBBS (3)	MCDUFFIE (19)	22	1-0
March 29 at Delaware	LYONS (12)	WILLIAMS (7)	MCGEE (5)	CHIRELLO (14)	POSEY (2)	COLE (4)	MCCOLLUM (3)	GIBBS (4)	MCDUFFIE (20)	22	2-0
March 31 at Mercer	LYONS (13)	WILLIAMS (8)	MCGEE (6)	CHIRELLO (15)	POSEY (3)	COLE (5)	MCCOLLUM (4)	GIBBS (5)	WILSON (1)	23	0-1
April 2 vs. DBU	LYONS (14)	WILLIAMS (9)	MCGEE (7)	CHIRELLO (16)	ALIG (13)	COLE (6)	MCCOLLUM (5)	GIBBS (6)	MCDUFFIE (21)	24	0-1
April 3 vs. DBU	WILLIAMS (7)	COLE (1)	MCGEE (8)	LYONS (2)	CHIRELLO (3)	POSEY (1)	MCCOLLUM (6)	GIBBS (7)	MCDUFFIE (22)	25	0-1
April 4 vs. DBU	WILLIAMS (8)	COLE (2)	MCGEE (9)	CHIRELLO (17)	POSEY (4)	LYONS (1)	JONES (4)	GIBBS (8)	MCDUFFIE (23)	26	1-0
April 7 at Georgia Tech	WILLIAMS (9)	COLE (3)	MCGEE (10)	CHIRELLO (18)	POSEY (5)	LYONS (2)	JONES (5)	MCCOLLUM (3)	MCDUFFIE (24)	27	0-1
April 10 at FIU	WILLIAMS (10)	LYONS (7)	MCGEE (11)	CHIRELLO (19)	JONES (1)	COLE (7)	ALIG (3)	MCCOLLUM (4)	MCDUFFIE (25)	28	0-1
April 11 at FIU	WILLIAMS (11)	LYONS (8)	MCGEE (12)	CHIRELLO (20)	ALIG (14)	COLE (8)	POSEY (4)	MCCOLLUM (5)	MCDUFFIE (26)	29	0-1
April 12 at FIU	WILLIAMS (12)	LYONS (9)	MCGEE (13)	CHIRELLO (21)	ALIG (15)	COLE (9)	JONES (6)	MCCOLLUM (6)	MCDUFFIE (27)	30	0-1
April 14 vs. Mercer	WILLIAMS (13)	COLE (4)	MCGEE (14)	LYONS (3)	CHIRELLO (4)	ALIG (7)	POSEY (5)	GIBBS (9)	MCCOLLUM (1)	31	1-0
April 17 vs. LA Tech	WILLIAMS (14)	COLE (5)	LYONS (6)	MCGEE (4)	CHIRELLO (5)	ALIG (8)	POSEY (6)	GIBBS (10)	MCDUFFIE (28)	32	0-1
April 18 vs. LA Tech	LYONS (15)	COLE (6)	MCGEE (15)	WILLIAMS (1)	ALIG (16)	GIBBS (1)	JONES (7)	BRADFIELD (4)	MCDUFFIE (29)	33	1-0
April 19 vs. LA Tech	LYONS (16)	COLE (7)	MCGEE (16)	WILLIAMS (2)	ALIG (17)	GIBBS (2)	JONES (8)	BRADFIELD (5)	MCDUFFIE (30)	33	1-1
April 21 at West Georgia	WILLIAMS (15)	COLE (8)	LYONS (6)	CHIRELLO (22)	GIBBS (1)	ALIG (9)	POSEY (7)	MCCOLLUM (7)	MCDUFFIE (31)	34	1-0



**2026 Kennesaw State Baseball**  
**Overall Statistics for Kennesaw State (as of Apr 23, 2026)**  
**(All games Sorted by Batting avg)**



Record: 18-19 Home: 11-9 Away: 7-10 CUSA: 7-11

Player	avg	gp-gs	ab	r	h	2b	3b	hr	rbi	tb	slg%	bb	hp	so	gdp	ob%	sf	sh	sb-att	po	a	e	fld%	
Cooper Williams	.333	37-36	144	30	48	7	1	6	27	75	.521	19	3	36	2	.422	0	0	16-20	49	30	6	.929	
Jackson Chirello	.301	37-35	136	26	41	11	1	7	27	75	.551	13	2	43	1	.371	0	0	3-4	188	7	3	.985	
Trenton Lyons	.241	37-37	145	28	35	12	1	2	12	55	.379	23	2	41	1	.353	0	0	11-14	68	5	1	.986	
-----																								
Josh Gibbs	.303	22-15	66	6	20	3	1	0	8	25	.379	9	0	21	1	.387	0	0	1-1	23	38	1	.984	
James McGee	.288	35-31	104	21	30	8	0	6	26	56	.538	27	5	17	3	.453	1	0	2-2	167	13	3	.984	
Grayson McCollum	.286	33-32	112	16	32	5	0	0	20	37	.330	11	2	26	0	.352	3	1	0-0	34	55	8	.918	
Evan Holstein	.286	5-4	14	1	4	0	0	0	1	4	.286	0	0	5	1	.286	0	0	0-0	15	3	0	1.000	
Chris Cole	.279	26-23	86	16	24	4	1	2	10	36	.419	13	3	27	0	.392	0	5	13-16	56	0	0	1.000	
Wesley Alig	.277	30-29	101	15	28	4	1	1	17	37	.366	10	6	22	1	.370	2	2	0-1	45	53	4	.961	
Aaron Posey	.253	26-20	75	16	19	8	0	3	12	36	.480	11	2	37	2	.364	0	2	0-0	108	8	3	.975	
Charlie Jones	.246	23-18	65	8	16	2	0	2	16	24	.369	8	2	27	1	.338	2	1	0-0	104	4	3	.973	
Shamaar McDuffie	.219	33-31	96	11	21	3	0	0	7	24	.250	12	1	13	4	.312	0	3	0-0	45	76	3	.976	
Jackson Bradfield	.167	13-9	36	3	6	0	1	2	4	14	.389	1	0	19	0	.189	0	0	0-0	3	0	0	1.000	
Avery Wilson	.121	21-9	33	8	4	1	0	1	5	8	.242	5	1	10	1	.256	0	1	1-2	22	0	0	1.000	
Jamarie Brooks	.083	11-3	12	2	1	0	0	1	3	4	.333	1	0	3	0	.154	0	0	0-0	7	0	0	1.000	
Kaden Brown	.000	2-1	4	0	0	0	0	0	0	0	.000	0	1	2	0	.200	0	0	0-0	0	0	0	.000	
Totals	.268	37	1229	207	329	68	7	33	195	510	.415	163	30	349	18	.365	8	15	47-60	946	321	40	.969	
Opponents	.287	37	1239	248	355	58	6	52	231	581	.469	174	50	287	32	.391	17	9	24-35	945	296	32	.975	

LOB - Team (293), Opp (297). DPs turned - Team (37), Opp (22). CI - Team (2), McGee 1, Posey 1. IBB - Team (2), Williams 1, Chirello 1, Opp (4). Picked off - Chirello 2, Lyons 2, Posey 1, Alig 1.

**(All games Sorted by Earned run avg)**

Player	era	w-l	app	gs	cg	sho	sv	ip	h	r	er	bb	so	2b	3b	hr	b/avg	wp	hp	bk	sfa	sha
Daniel Powell	2.92	5-2	18	0	0	0/0	5	40.0	28	14	13	19	44	5	0	3	.211	3	3	1	4	2
Nolan Sliver	4.99	0-0	11	8	0	0/0	0	39.2	53	23	22	16	35	8	0	6	.323	3	6	0	1	0
Cooper McMullen	5.15	2-3	10	10	0	0/0	0	43.2	50	28	25	21	24	8	1	6	.287	3	3	0	0	1
-----																						
JT Gibson	1.42	0-0	7	0	0	0/0	0	6.1	6	2	1	3	8	2	0	0	.261	3	0	0	1	0
Ryan Renfroe	2.38	1-1	13	0	0	0/0	0	11.1	4	5	3	13	11	0	0	0	.108	0	3	0	0	0
Nate Helman	4.95	1-0	11	2	0	0/0	0	20.0	19	12	11	13	29	1	0	1	.241	0	2	0	0	0
Harry Cain	5.06	2-3	15	2	0	0/0	4	32.0	27	20	18	9	34	7	1	7	.218	1	3	0	0	0
Ryan Gold	5.71	0-1	9	0	0	0/0	0	17.1	20	15	11	8	18	0	0	3	.303	4	5	0	1	3
Jayden Summerville	6.53	0-2	14	3	0	0/0	1	20.2	22	19	15	13	23	3	3	2	.265	1	4	1	1	1
Ty Bayer	7.86	5-5	13	4	0	0/0	0	34.1	51	34	30	14	21	10	1	7	.357	5	7	0	3	0
Logan Brock	9.42	0-2	8	3	0	0/0	0	14.1	25	19	15	10	11	3	0	5	.385	1	3	1	3	0
Peter Jezerinac	10.12	0-0	10	0	0	0/0	0	10.2	12	12	12	6	11	1	0	3	.286	1	4	0	0	0
Cole Royer	11.70	2-0	8	5	0	0/0	0	10.0	10	13	13	13	9	2	0	2	.263	2	6	0	0	2
Nolan McKinstry	13.50	0-0	2	0	0	0/0	0	2.0	3	3	3	3	2	1	0	1	.375	0	0	0	0	0
Davis Harper	15.19	0-0	7	0	0	0/0	0	10.2	18	21	18	11	7	5	0	3	.383	0	0	0	3	0
Nolan Bethel	30.86	0-0	3	0	0	0/0	0	2.1	7	8	8	2	0	2	0	3	.538	1	1	0	0	0
Totals	6.22	18-19	37	37	0	0/0	10	315.1	355	248	218	174	287	58	6	52	.287	28	50	3	17	9
Opponents	5.29	19-18	37	37	0	2/2	8	315.0	329	207	185	163	349	68	7	33	.268	33	30	3	8	15

PB - Team (5), Posey 3, McGee 2, Opp (6). Pickoffs - Team (3), Renfroe 1, McMullen 1, Sliver 1, Opp (6). SBA/ATT - McGee (13-21), Posey (8-10), Harper (5-8), Powell (4-5), Brock (1-3), Holstein (3-3), McMullen (3-3), Gold (2-3), Cain (2-2), Bayer (1-2), Royer (2-2), Helman (2-2), Sliver (1-1), McKinstry (0-1), Summerville (0-1), Gibson (0-1), Bethel (1-1).



**2026 Kennesaw State Baseball**  
**Overall Statistics for Kennesaw State (as of Apr 22, 2026)**  
**(All games Sorted by Fielding pct)**



Player	c	po	a	e	fld%	dp	sba	csb	sba%	pb	ci
Chris Cole	56	56	0	0	1.000	0	0	0	---	0	0
Avery Wilson	22	22	0	0	1.000	0	0	0	---	0	0
Evan Holstein	18	15	3	0	1.000	0	3	0	1.000	0	0
Cooper McMullen	8	1	7	0	1.000	0	3	0	1.000	0	0
Jamarie Brooks	7	7	0	0	1.000	0	0	0	---	0	0
Ryan Gold	4	0	4	0	1.000	0	2	1	.667	0	0
Jayden Summerville	4	2	2	0	1.000	0	0	1	.000	0	0
Ty Bayer	4	2	2	0	1.000	1	1	1	.500	0	0
Davis Harper	3	1	2	0	1.000	0	5	3	.625	0	0
Jackson Bradfield	3	3	0	0	1.000	0	0	0	---	0	0
Ryan Renfro	2	0	2	0	1.000	0	0	0	---	0	0
Nate Helman	1	0	1	0	1.000	0	2	0	1.000	0	0
Cole Royer	1	0	1	0	1.000	0	2	0	1.000	0	0
JT Gibson	1	1	0	0	1.000	0	0	1	.000	0	0
Logan Brock	1	0	1	0	1.000	0	1	2	.333	0	0
Trenton Lyons	74	68	5	1	.986	2	0	0	---	0	0
Jackson Chirello	198	188	7	3	.985	22	0	0	---	0	0
Josh Gibbs	62	23	38	1	.984	11	0	0	---	0	0
James McGee	183	167	13	3	.984	0	13	8	.619	2	1
Shamaar McDuffie	124	45	76	3	.976	23	0	0	---	0	0
Aaron Posey	119	108	8	3	.975	0	8	2	.800	3	1
Charlie Jones	111	104	4	3	.973	12	0	0	---	0	0
Wesley Alig	102	45	53	4	.961	17	0	0	---	0	0
Cooper Williams	85	49	30	6	.929	3	0	0	---	0	0
Grayson McCollum	97	34	55	8	.918	10	0	0	---	0	0
Nolan Sliver	9	2	5	2	.778	0	1	0	1.000	0	0
Daniel Powell	8	3	2	3	.625	0	4	1	.800	0	0
Nolan Bethel	0	0	0	0	.000	0	1	0	1.000	0	0
Kaden Brown	0	0	0	0	.000	0	0	0	---	0	0
Harry Cain	0	0	0	0	.000	0	2	0	1.000	0	0
Peter Jezerinac	0	0	0	0	.000	0	0	0	---	0	0
Nolan McKinstry	0	0	0	0	.000	0	0	1	.000	0	0
Totals	1307	946	321	40	.969	37	24	11	.686	5	2
Opponents	1273	945	296	32	.975	22	47	13	.783	6	0

Hitting minimums - 1 Games 3.1 AB/Game

Pitching minimums - 1 Games 1.0 IP/Game



**2026 Kennesaw State Baseball**  
 Conference statistics for Kennesaw State (as of Apr 20, 2026)  
 (CUSA games only Sorted by Batting avg)



Record: 7-11 Home: 3-6 Away: 4-5 CUSA: 7-11

Player	avg	gp-gs	ab	r	h	2b	3b	hr	rbi	tb	slg%	bb	hp	so	gdp	ob%	sf	sh	sb-att	po	a	e	fld%	
Cooper Williams	.325	18-18	77	11	25	3	0	3	10	37	.481	5	2	18	0	.381	0	0	5-8	18	19	3	.925	
James McGee	.298	18-18	57	12	17	5	0	3	13	31	.544	20	4	5	3	.500	1	0	1-1	90	7	1	.990	
Chris Cole	.274	17-17	62	9	17	3	0	2	6	26	.419	11	1	19	0	.392	0	3	7-8	42	0	0	1.000	
Trenton Lyons	.263	18-18	76	13	20	8	0	2	6	34	.447	9	1	27	0	.349	0	0	3-4	29	3	0	1.000	
Jackson Chirello	.234	18-16	64	7	15	0	1	4	12	29	.453	8	1	21	0	.329	0	0	2-3	116	4	2	.984	
-----																								
Josh Gibbs	.289	13-9	38	3	11	2	1	0	3	15	.395	6	0	10	1	.386	0	0	1-1	17	26	0	1.000	
Charlie Jones	.261	9-7	23	2	6	2	0	0	4	8	.348	3	0	11	1	.321	2	1	0-0	34	1	0	1.000	
Shamaar McDuffie	.260	16-16	50	5	13	1	0	0	3	14	.280	7	1	7	1	.362	0	1	0-0	25	42	3	.957	
Aaron Posey	.233	12-10	43	7	10	5	0	1	9	18	.419	3	0	20	1	.283	0	2	0-0	38	3	2	.953	
Wesley Alig	.222	14-13	45	5	10	1	1	1	5	16	.356	4	1	10	0	.294	1	2	0-0	27	27	1	.982	
Grayson McCollum	.186	14-13	43	4	8	2	0	0	4	10	.233	4	2	11	0	.280	1	1	0-0	16	28	5	.898	
Avery Wilson	.000	9-4	14	1	0	0	0	0	0	0	.000	2	1	6	0	.176	0	1	1-1	9	0	0	1.000	
Jackson Bradfield	.000	3-3	8	0	0	0	0	0	0	0	.000	0	0	5	0	.000	0	0	0-0	0	0	0	.000	
Jamarie Brooks	.000	5-0	0	0	0	0	0	0	0	0	.000	0	0	0	0	.000	0	0	0-0	0	0	0	.000	
Totals	.253	18	600	79	152	32	3	16	75	238	.397	82	14	170	7	.354	5	11	20-26	469	179	19	.972	
Opponents	.278	18	604	97	168	26	4	24	91	274	.454	73	20	126	19	.371	6	5	9-15	476	154	16	.975	

LOB - Team (157), Opp (142). DPs turned - Team (20), Opp (9). IBB - Team (0), Opp (3). Picked off - Chirello 1, Lyons 1.

**(CUSA games only Sorted by Earned run avg)**

Player	era	w-l	app	gs	cg	sho	sv	ip	h	r	er	bb	so	2b	3b	hr	b/avg	wp	hp	bk	sfa	sha
Cooper McMullen	4.08	2-1	6	6	0	0/0	0	28.2	34	13	13	13	13	5	1	3	.298	1	1	0	0	0
Daniel Powell	4.70	2-2	10	0	0	0/0	2	23.0	20	12	12	12	24	5	0	3	.250	0	2	1	2	2
Nolan Sliver	5.48	0-0	5	5	0	0/0	0	23.0	32	15	14	6	17	5	0	4	.333	0	2	0	1	0
Ty Bayer	5.49	2-3	6	1	0	0/0	0	19.2	23	12	12	7	8	3	0	4	.307	3	5	0	1	0
-----																						
Nate Helman	0.00	1-0	4	0	0	0/0	0	8.2	3	0	0	5	12	0	0	0	.103	0	2	0	0	0
Ryan Renfro	0.00	0-0	2	0	0	0/0	0	1.2	0	0	0	2	3	0	0	0	.000	0	0	0	0	0
Peter Jezerinac	0.00	0-0	1	0	0	0/0	0	1.1	1	0	0	0	2	0	0	0	.250	0	0	0	0	0
JT Gibson	0.00	0-0	2	0	0	0/0	0	1.1	0	0	0	1	1	0	0	0	.000	0	0	0	0	0
Jayden Summerville	5.25	0-1	6	3	0	0/0	1	12.0	12	9	7	11	12	1	2	0	.255	1	3	0	1	0
Ryan Gold	5.40	0-0	4	0	0	0/0	0	8.1	9	5	5	1	7	0	0	0	.300	2	1	0	0	3
Harry Cain	5.60	0-3	6	1	0	0/0	1	17.2	15	11	11	4	19	2	1	5	.221	0	2	0	0	0
Logan Brock	5.68	0-1	2	2	0	0/0	0	6.1	11	7	4	4	4	2	0	2	.379	0	1	0	0	0
Davis Harper	20.25	0-0	3	0	0	0/0	0	4.0	7	10	9	5	4	3	0	2	.389	0	0	0	1	0
Cole Royer	40.50	0-0	2	0	0	0/0	0	0.2	1	3	3	2	0	0	0	1	.333	1	1	0	0	0
Totals	5.18	7-11	18	18	0	0/0	4	156.1	168	97	90	73	126	26	4	24	.278	8	20	1	6	5
Opponents	3.80	11-7	18	18	0	1/1	8	158.2	152	79	67	82	170	32	3	16	.253	13	14	3	5	11

PB - Team (1), McGee 1, Opp (3). Pickoffs - Team (2), Sliver 1, McMullen 1, Opp (2). SBA/ATT - McGee (7-10), Posey (2-4), Brock (1-3), Harper (2-3), Powell (1-2), Cain (2-2), Helman (1-1), Summerville (0-1), Bayer (0-1), McMullen (1-1), Sliver (1-1).



**2026 Kennesaw State Baseball**  
 Conference statistics for Kennesaw State (as of Apr 20, 2026)  
 (CUSA games only Sorted by Fielding pct)

Player	c	po	a	e	fld%	dp	sba	csb	sba%	pb	ci
Josh Gibbs	43	17	26	0	1.000	8	0	0	---	0	0
Chris Cole	42	42	0	0	1.000	0	0	0	---	0	0
Charlie Jones	35	34	1	0	1.000	4	0	0	---	0	0
Trenton Lyons	32	29	3	0	1.000	0	0	0	---	0	0
Avery Wilson	9	9	0	0	1.000	0	0	0	---	0	0
Cooper McMullen	5	1	4	0	1.000	0	1	0	1.000	0	0
Ryan Gold	4	0	4	0	1.000	0	0	0	---	0	0
Jayden Summerville	3	2	1	0	1.000	0	0	1	.000	0	0
Ty Bayer	2	1	1	0	1.000	1	0	1	.000	0	0
JT Gibson	1	1	0	0	1.000	0	0	0	---	0	0
Nate Helman	1	0	1	0	1.000	0	1	0	1.000	0	0
Davis Harper	1	0	1	0	1.000	0	2	1	.667	0	0
James McGee	98	90	7	1	.990	0	7	3	.700	1	0
Jackson Chirello	122	116	4	2	.984	15	0	0	---	0	0
Wesley Alig	55	27	27	1	.982	9	0	0	---	0	0
Shamaar McDuffie	70	25	42	3	.957	13	0	0	---	0	0
Aaron Posey	43	38	3	2	.953	0	2	2	.500	0	0
Cooper Williams	40	18	19	3	.925	1	0	0	---	0	0
Grayson McCollum	49	16	28	5	.898	5	0	0	---	0	0
Nolan Sliver	7	1	5	1	.857	0	1	0	1.000	0	0
Daniel Powell	5	2	2	1	.800	0	1	1	.500	0	0
Cole Royer	0	0	0	0	.000	0	0	0	---	0	0
Jamarie Brooks	0	0	0	0	.000	0	0	0	---	0	0
Logan Brock	0	0	0	0	.000	0	1	2	.333	0	0
Peter Jezerinac	0	0	0	0	.000	0	0	0	---	0	0
Jackson Bradfield	0	0	0	0	.000	0	0	0	---	0	0
Ryan Renfro	0	0	0	0	.000	0	0	0	---	0	0
Harry Cain	0	0	0	0	.000	0	2	0	1.000	0	0
Totals	667	469	179	19	.972	20	9	6	.600	1	0
Opponents	646	476	154	16	.975	9	20	6	.769	3	0

Hitting minimums - 1 Games 3.1 AB/Game

Pitching minimums - 1 Games 1.0 IP/Game



**2026 Kennesaw State Baseball  
Game Results for Kennesaw State (as of Apr 22, 2026)  
(All games)**



Date	Opponent	Score	Inns	Overall	CUSA	Pitcher of record	Attend	Time
Feb 13, 2026	EVANSVILLE	w 11-3	9	1-0-0	0-0-0	Powell (W 1-0)	715	2:40
Feb 14, 2026	MARSHALL	w 10-9	9	2-0-0	0-0-0	Cain (W 1-0)	833	3:13
Feb 17, 2026	WEST GEORGIA	w 9-4	9	3-0-0	0-0-0	Royer (W 1-0)	755	3:01
Feb 20, 2026	at #12 Florida	L 3-9	9	3-1-0	0-0-0	McMullen (L 0-1)	7195	2:52
Feb 21, 2026	at #12 Florida	L 0-11	7	3-2-0	0-0-0	Bayer (L 0-1)	7783	2:15
Feb 22, 2026	at #12 Florida	L 9-12	9	3-3-0	0-0-0	Renfroe (L 0-1)	6707	3:38
Feb 24, 2026	at Georgia Southern	w 7-5	9	4-3-0	0-0-0	Powell (W 2-0)	1754	3:05
Feb 27, 2026	#20 WEST VIRGINIA	L 4-12	9	4-4-0	0-0-0	McMullen (L 0-2)	752	3:04
Feb 28, 2026	#20 WEST VIRGINIA	L 1-9	9	4-5-0	0-0-0	Bayer (L 0-2)	1005	3:11
Mar 01, 2026	#20 WEST VIRGINIA	w 7-6	9	5-5-0	0-0-0	Cain (W 2-0)	802	3:08
Mar 03, 2026	#8 GEORGIA	L 1-11	8	5-6-0	0-0-0	Brock (L 0-1)	1864	2:55
Mar 06, 2026	SAMFORD	w 8-3	9	6-6-0	0-0-0	Powell (W 3-0)	582	2:26
Mar 07, 2026	SAMFORD	w 9-8	9	7-6-0	0-0-0	Bayer (W 1-2)	673	2:57
* Mar 13, 2026	at Middle Tennessee	w 6-1	9	8-6-0	1-0-0	McMullen (W 1-2)	890	2:38
* Mar 14, 2026	at Middle Tennessee	L 2-13	7	8-7-0	1-1-0	Brock (L 0-2)	985	2:33
* Mar 15, 2026	at Middle Tennessee	L 3-4	9	8-8-0	1-2-0	Powell (L 3-1)	915	2:48
Mar 17, 2026	GEORGIA SOUTHERN	w 16-6	7	9-8-0	1-2-0	Bayer (W 2-2)	642	2:39
* Mar 20, 2026	LIBERTY	L 0-2 (10)	9	9-9-0	1-3-0	Cain (L 2-1)	709	2:52
* Mar 21, 2026	LIBERTY	L 5-11	9	9-10-0	1-4-0	Summerville (L 0-1)	634	3:12
* Mar 22, 2026	LIBERTY	w 4-3	9	10-10-0	2-4-0	Powell (W 4-1)	548	2:57
Mar 24, 2026	at #4 Georgia	w 10-7	9	11-10-0	2-4-0	Bayer (W 3-2)	1381	3:15
* Mar 27, 2026	at Delaware	w 8-1	9	12-10-0	3-4-0	McMullen (W 2-2)	224	2:54
* Mar 28, 2026	at Delaware	w 5-1	9	13-10-0	4-4-0	Helman (W 1-0)	0	2:51
* Mar 29, 2026	at Delaware	w 13-11	9	14-10-0	5-4-0	Bayer (W 4-2)	236	3:23
Mar 31, 2026	at Mercer	L 4-14	7	14-11-0	5-4-0	Gold (L 0-1)	320	2:43
* Apr 02, 2026	DALLAS BAPTIST	L 5-10	9	14-12-0	5-5-0	Cain (L 2-2)	651	3:08
* Apr 03, 2026	DALLAS BAPTIST	L 5-7	9	14-13-0	5-6-0	Bayer (L 4-3)	684	3:10
* Apr 04, 2026	DALLAS BAPTIST	w 5-4	9	15-13-0	6-6-0	Powell (W 5-1)	715	2:44
Apr 07, 2026	at #2 Georgia Tech	L 4-11	9	15-14-0	6-6-0	Summerville (L 0-2)	2986	3:05
* Apr 10, 2026	at Florida Int'l	L 2-3	9	15-15-0	6-7-0	Powell (L 5-2)	0	2:29
* Apr 11, 2026	at Florida Int'l	L 3-4	9	15-16-0	6-8-0	Cain (L 2-3)	126	2:59
* Apr 12, 2026	at Florida Int'l	L 1-7	9	15-17-0	6-9-0	Bayer (L 4-4)	104	2:53
Apr 14, 2026	MERCER	w 12-9	9	16-17-0	6-9-0	Renfroe (W 1-1)	903	3:35
* Apr 17, 2026	LA TECH	L 3-6	9	16-18-0	6-10-0	McMullen (L 2-3)	558	3:09
* Apr 18, 2026	LA TECH	w 6-5	9	17-18-0	7-10-0	Bayer (W 5-4)	547	2:43
* Apr 19, 2026	LA TECH	L 3-4	9	17-19-0	7-11-0	Bayer (L 5-5)	641	2:32
Apr 21, 2026	at West Georgia	w 3-2	9	18-19-0	7-11-0	Royer (W 2-0)	104	3:09

\* = Conference game



**2026 Kennesaw State Baseball  
Games Summary for Kennesaw State (as of Apr 22, 2026)  
(All games)**



<b>Score by innings</b>	<b>1</b>	<b>2</b>	<b>3</b>	<b>4</b>	<b>5</b>	<b>6</b>	<b>7</b>	<b>8</b>	<b>9</b>	<b>EX</b>	<b>Total</b>
Kennesaw State	33	22	21	23	10	18	30	38	12	0	207
Opponents	29	31	30	28	29	32	25	30	12	2	248

**Record when ...**

Overall	18-19	After 6 leading	10-3
Conference	7-11	..... trailing	6-14
Non-Conference	11-8	..... tied	2-2
Home games	11-9	After 7 leading	11-1
Away games	7-10	..... trailing	2-13
Neutral site	0-0	..... tied	4-2
Day games	13-9	After 8 leading	15-0
Night games	5-10	..... trailing	1-12
vs Left starter	5-3	..... tied	1-3
vs Right starter	13-16		
1-Run games	7-4	Hit 0 home runs	9-12
2-Run games	2-2	... 1 home run	3-5
5+Run games	6-11	... 2+ home runs	6-2
Extra innings	0-1		
Shutouts	0-2	Opponent 0 home runs	5-4
		..... 1 home run	7-7
Scoring 0-2 runs	0-7	..... 2+ HRs	6-8
..... 3-5 runs	4-11		
..... 6-9 runs	8-1	Made 0 errors	5-5
..... 10+ runs	6-0	.... 1 error	9-7
		.... 2+ errors	4-7
Opponent 0-2 runs	4-1		
..... 3-5 runs	7-4	Opp. made 0 errors	4-12
..... 6-9 runs	6-5	..... 1 error	8-5
..... 10+ runs	1-9	..... 2+ errors	6-2
Scored in 1st inning	9-4	Out-hit opponent	12-3
Opp. scored in 1st	5-9	Out-hit by opponent	5-15
Scores first	12-6	Hits are tied	1-1
Opp. scores first	6-13		

**Record when team scores:**

Runs	0	1	2	3	4	5	6	7	8	9	10+
W-L	0-2	0-3	0-2	1-5	1-3	2-3	2-0	2-0	2-0	2-1	6-0

**Record when opponent scores:**

Runs	0	1	2	3	4	5	6	7	8	9	10+
W-L	0-0	3-0	1-1	3-1	2-3	2-0	2-1	1-2	1-0	2-2	1-9

**Record when leading after:**

Inn.	1	2	3	4	5	6	7	8
W-L	9-2	13-3	11-2	11-3	10-3	10-3	11-1	15-0

**Record when trailing after:**

Inn.	1	2	3	4	5	6	7	8
W-L	3-7	3-11	3-13	4-14	6-14	6-14	2-13	1-12

**Record when tied after:**

Inn.	1	2	3	4	5	6	7	8
W-L	6-10	2-5	4-4	3-2	2-2	2-2	4-2	1-3

Current winning streak: 1  
 Longest winning streak: 5  
 Longest losing streak: 4



**2026 Kennesaw State Baseball**  
**Team Game-by-Game for Kennesaw State (as of Apr 22, 2026)**  
**Batting (All games)**

Date	Opponent	ab	r	h	rbi	2b	3b	hr	tb	bb	ibb	sb	cs	hbp	sac	sf	gdp	k	po	a	e	lob	avg
Feb 13	EVANSVILLE	37	11	12	10	4	1	0	18	4	0	1	1	1	0	0	0	10	27	11	2	7	.324
Feb 14	MARSHALL	35	10	10	9	2	1	3	23	7	1	2	0	0	0	0	0	11	27	8	1	7	.306
Feb 17	WEST GEORGIA	32	9	11	8	4	0	0	15	6	1	2	0	1	0	1	2	1	27	5	0	7	.317
Feb 20	at Florida	31	3	5	3	1	0	0	6	2	0	0	0	0	0	1	0	14	24	11	1	4	.281
Feb 21	at Florida	25	0	5	0	0	0	0	5	0	0	0	0	0	0	0	1	6	18	2	2	4	.269
Feb 22	at Florida	36	9	10	8	2	1	0	14	7	0	1	1	1	1	0	2	10	24	9	1	9	.270
Feb 24	at Georgia Southern	35	7	8	7	2	0	3	19	4	0	0	1	1	1	0	0	13	27	5	1	7	.264
Feb 27	WEST VIRGINIA	32	4	7	4	1	0	2	14	2	0	0	1	1	0	0	1	15	27	9	1	4	.259
Feb 28	WEST VIRGINIA	31	1	4	1	0	0	1	7	0	0	1	0	2	0	0	0	8	27	3	1	5	.245
Mar 01	WEST VIRGINIA	33	7	9	6	1	0	2	16	4	0	0	0	0	0	0	1	9	27	6	1	6	.248
Mar 03	GEORGIA	28	1	6	1	1	0	0	7	2	0	0	1	1	0	0	0	6	24	4	1	6	.245
Mar 06	SAMFORD	36	8	13	8	2	0	0	15	2	0	5	1	0	0	0	1	11	27	8	1	6	.256
Mar 07	SAMFORD	33	9	11	9	2	0	5	28	1	0	0	0	0	0	1	1	7	27	10	0	2	.262
*Mar 13	at Middle Tennessee	33	6	7	6	1	1	1	13	6	0	0	1	0	0	1	1	8	27	17	1	7	.258
*Mar 14	at Middle Tennessee	24	2	6	2	0	0	2	12	4	0	1	1	1	1	0	0	8	18	6	1	7	.258
*Mar 15	at Middle Tennessee	33	3	8	3	2	0	0	10	5	0	0	0	3	1	0	1	7	24	11	2	12	.257
Mar 17	GEORGIA SOUTHERN	38	16	20	16	7	0	0	27	10	0	0	0	3	0	0	0	6	21	10	2	17	.275
*Mar 20	LIBERTY	32	0	3	0	2	0	0	5	4	0	1	1	2	0	0	0	12	30	13	0	8	.265
*Mar 21	LIBERTY	33	5	8	5	1	0	1	12	2	0	1	0	1	0	1	0	10	27	12	3	5	.264
*Mar 22	LIBERTY	35	4	12	4	2	0	0	14	3	0	2	0	1	2	0	0	4	27	4	0	11	.268
Mar 24	at Georgia	38	10	10	9	3	0	1	16	4	0	4	0	0	1	0	0	9	27	8	0	6	.268
*Mar 27	at Delaware	37	8	13	7	3	0	1	19	5	0	3	0	0	0	1	1	9	27	16	1	8	.272
*Mar 28	at Delaware	37	5	10	4	3	0	0	13	4	0	1	0	1	1	0	0	8	27	7	3	11	.272
*Mar 29	at Delaware	41	13	14	13	3	0	6	35	5	0	2	1	2	0	0	0	13	27	12	2	8	.276
Mar 31	at Mercer	25	4	5	3	1	0	0	6	6	0	0	0	1	0	0	1	9	18	5	2	7	.273
*Apr 02	DALLAS BAPTIST	34	5	7	5	5	0	0	12	6	0	0	0	0	0	0	1	10	27	9	2	8	.271
*Apr 03	DALLAS BAPTIST	37	5	11	5	1	0	1	15	9	0	1	0	2	1	0	0	10	27	8	0	17	.272
*Apr 04	DALLAS BAPTIST	33	5	9	4	2	0	0	11	2	0	2	0	0	0	0	0	14	27	11	0	6	.272
Apr 07	at Georgia Tech	33	4	7	4	1	0	0	8	2	0	3	0	3	0	0	0	12	24	11	2	7	.270
*Apr 10	at Florida Int'l	29	2	5	2	2	0	0	7	4	0	1	1	0	1	0	0	7	24	7	0	5	.267
*Apr 11	at Florida Int'l	34	3	13	2	2	0	0	15	6	0	0	1	0	3	0	2	8	25	8	0	13	.271
*Apr 12	at Florida Int'l	32	1	6	1	1	0	0	7	4	0	2	0	0	1	0	0	6	24	10	1	9	.268
Apr 14	MERCER	38	12	15	12	2	1	0	19	10	0	4	1	1	0	0	0	10	27	8	1	13	.273
*Apr 17	LA TECH	36	3	9	3	1	0	1	13	3	0	0	0	1	0	0	0	20	27	6	2	10	.272
*Apr 18	LA TECH	32	6	8	6	0	1	2	16	4	0	2	0	0	0	1	0	7	27	13	1	7	.271
*Apr 19	LA TECH	28	3	3	3	1	1	1	9	6	0	1	0	0	0	1	1	9	27	9	0	5	.268
Apr 21	at West Georgia	33	3	9	2	0	0	0	9	8	0	4	0	0	1	0	1	12	27	9	1	12	.268
Totals		1229	207	329	195	68	7	33	510	163	2	47	13	30	15	8	18	349	946	321	40	293	.268

**2026 Kennesaw State Baseball**  
**Team Game-by-Game for Kennesaw State (as of Apr 22, 2026)**  
**Pitching (All games)**

Date	Opponent	ip	h	r	er	bb	so	2b	3b	hr	wp	bk	hbp	dp	ibb	score	w-l	sv	era
Feb 13	EVANSVILLE	9.0	5	3	0	3	14	1	0	0	1	0	1	0	0	11-3	1-0	0	0.00
Feb 14	MARSHALL	9.0	8	9	9	7	5	0	0	3	2	0	3	1	0	10-9	2-0	0	4.50
Feb 17	WEST GEORGIA	9.0	6	4	4	6	7	1	0	1	1	1	1	2	0	9-4	3-0	1	4.33
Feb 20	at Florida	8.0	10	9	8	7	3	0	0	3	1	0	1	2	0	3-9	3-1	1	5.40
Feb 21	at Florida	6.0	16	11	7	2	11	3	1	0	2	0	2	0	0	0-11	3-2	1	6.15
Feb 22	at Florida	8.0	9	12	10	8	8	4	0	0	2	0	3	0	0	9-12	3-3	1	6.98
Feb 24	at Georgia Southern	9.0	13	5	5	3	15	2	0	2	1	0	0	1	0	7-5	4-3	1	6.67
Feb 27	WEST VIRGINIA	9.0	16	12	10	6	7	5	0	1	3	0	1	1	0	4-12	4-4	1	7.12
Feb 28	WEST VIRGINIA	9.0	10	9	6	11	10	1	0	1	2	0	2	1	0	1-9	4-5	1	6.99
Mar 01	WEST VIRGINIA	9.0	7	6	6	6	7	1	0	2	2	0	2	1	0	7-6	5-5	1	6.88
Mar 03	GEORGIA	8.0	9	11	10	7	9	2	0	2	0	0	3	0	1	1-11	5-6	1	7.26
Mar 06	SAMFORD	9.0	4	3	3	2	8	1	0	1	1	0	0	0	0	8-3	6-6	2	6.88
Mar 07	SAMFORD	9.0	13	8	8	4	12	3	0	0	0	1	3	1	0	9-8	7-6	3	6.97
*Mar 13	at Middle Tennessee	9.0	5	1	1	3	4	1	0	0	0	0	1	2	0	6-1	8-6	4	6.53
*Mar 14	at Middle Tennessee	6.0	13	13	10	5	4	1	0	4	0	0	2	0	1	2-13	8-7	4	6.93
*Mar 15	at Middle Tennessee	8.0	11	4	3	1	4	2	0	0	0	0	0	1	0	3-4	8-8	4	6.72
Mar 17	GEORGIA SOUTHERN	7.0	4	6	3	3	5	1	0	1	0	0	2	1	0	16-6	9-8	4	6.57
*Mar 20	LIBERTY	10.0	9	2	2	4	15	2	0	1	0	0	0	1	0	0-2	9-9	4	6.26
*Mar 21	LIBERTY	9.0	8	11	8	9	9	2	1	1	1	0	1	1	1	5-11	9-10	4	6.36
*Mar 22	LIBERTY	9.0	7	3	3	3	8	1	0	1	0	1	1	0	0	4-3	10-10	4	6.18
Mar 24	at Georgia	9.0	10	7	7	7	9	3	0	2	1	0	1	1	0	10-7	11-10	5	6.22
*Mar 27	at Delaware	9.0	6	1	1	5	6	2	0	1	0	0	1	2	0	8-1	12-10	6	5.97
*Mar 28	at Delaware	9.0	6	1	1	5	9	1	1	0	0	0	1	0	0	5-1	13-10	7	5.74
*Mar 29	at Delaware	9.0	16	11	11	4	9	2	0	4	1	0	2	2	0	13-11	14-10	8	5.97
Mar 31	at Mercer	6.0	12	14	12	7	7	1	0	4	0	0	3	1	0	4-14	14-11	8	6.31
*Apr 02	DALLAS BAPTIST	9.0	10	10	10	7	7	4	0	2	0	0	1	2	1	5-10	14-12	8	6.46
*Apr 03	DALLAS BAPTIST	9.0	6	7	7	7	7	0	0	3	1	0	2	1	0	5-7	14-13	8	6.48
*Apr 04	DALLAS BAPTIST	9.0	11	4	4	2	6	3	0	0	1	0	1	1	0	5-4	15-13	8	6.39
Apr 07	at Georgia Tech	8.0	14	11	10	4	7	2	1	3	0	0	0	1	0	4-11	15-14	8	6.55
*Apr 10	at Florida Int'l	8.0	9	3	3	2	6	1	0	1	0	0	0	1	0	2-3	15-15	8	6.45
*Apr 11	at Florida Int'l	8.1	9	4	4	2	9	0	0	2	0	0	3	2	0	3-4	15-16	8	6.38
*Apr 12	at Florida Int'l	8.0	10	7	7	6	5	2	0	1	1	0	2	1	0	1-7	15-17	8	6.43
Apr 14	MERCER	9.0	13	9	9	4	10	1	0	1	0	0	1	1	0	12-9	16-17	9	6.51
*Apr 17	LA TECH	9.0	12	6	6	2	9	0	1	0	2	0	0	0	0	3-6	16-18	9	6.49
*Apr 18	LA TECH	9.0	10	5	5	3	5	2	0	2	1	0	1	2	0	6-5	17-18	9	6.45
*Apr 19	LA TECH	9.0	10	4	4	3	4	0	1	1	0	0	1	1	0	3-4	17-19	9	6.38
Apr 21	at West Georgia	9.0	8	2	1	4	7	0	0	1	1	0	1	2	0	3-2	18-19	10	6.22
Totals		315.1	355	248	218	174	287	58	6	52	28	3	50	37	4	207-248	18-19	10	6.22



**2026 Kennesaw State Baseball**  
 Miscellaneous Stats for Kennesaw State (as of Apr 22, 2026)  
 (All games)



<b>Multiple Hit Games</b>	<b>2</b>	<b>3</b>	<b>4</b>	<b>5+</b>	<b>Total</b>
Cooper Williams	14	3	1	-	18
Jackson Chirello	9	4	-	-	13
Trenton Lyons	5	2	1	-	8
Grayson McCollum	6	1	1	-	8
Wesley Alig	7	-	-	-	7
Chris Cole	2	3	-	-	5
James McGee	4	1	-	-	5
Aaron Posey	3	1	-	-	4
Shamaar McDuffie	1	3	-	-	4
Josh Gibbs	1	1	1	-	3
Evan Holstein	1	-	-	-	1
Charlie Jones	-	1	-	-	1
Jackson Bradfield	1	-	-	-	1
<b>TEAM</b>	<b>54</b>	<b>20</b>	<b>4</b>	<b>0</b>	<b>78</b>

<b>Multiple RBI Games</b>	<b>2</b>	<b>3</b>	<b>4</b>	<b>5+</b>	<b>Total</b>
James McGee	6	3	-	-	9
Cooper Williams	4	2	1	-	7
Wesley Alig	6	-	-	-	6
Jackson Chirello	4	-	2	-	6
Aaron Posey	4	-	-	-	4
Josh Gibbs	3	-	-	-	3
Charlie Jones	1	2	-	-	3
Trenton Lyons	2	-	-	-	2
Grayson McCollum	-	1	-	1	2
Chris Cole	2	-	-	-	2
Jackson Bradfield	1	-	-	-	1
Jamarie Brooks	-	1	-	-	1
Avery Wilson	1	-	-	-	1
<b>TEAM</b>	<b>34</b>	<b>9</b>	<b>3</b>	<b>1</b>	<b>47</b>

<b>Hitting Streaks</b>	<b>Longest</b>	<b>Current</b>
Aaron Posey	10	1
James McGee	8	-
Jackson Chirello	8	-
Josh Gibbs	6	1
Trenton Lyons	6	2
Wesley Alig	5	-
Cooper Williams	5	1
Chris Cole	5	3
Charlie Jones	4	1
Grayson McCollum	4	2
Shamaar McDuffie	4	1
Avery Wilson	3	-
Jackson Bradfield	2	-
Evan Holstein	2	-
Jamarie Brooks	1	-

<b>Reached Base Streaks</b>	<b>Longest</b>	<b>Current</b>
Chris Cole	22	22
James McGee	20	4
Jackson Chirello	16	1
Wesley Alig	13	8
Trenton Lyons	13	2
Aaron Posey	11	1
Cooper Williams	10	1
Shamaar McDuffie	9	1
Josh Gibbs	8	6
Grayson McCollum	8	2
Avery Wilson	8	-
Charlie Jones	5	4
Jackson Bradfield	2	-
Evan Holstein	2	-
Kaden Brown	1	-
Jamarie Brooks	1	1



**2026 Kennesaw State Baseball**  
 Miscellaneous Stats for Kennesaw State (as of Apr 22, 2026)  
 (All games)



**Starting Lineup By Position**  
 (Team W-L record when starter)

PITCHER:		
Cooper McMullen	10	(4-6)
Nolan Sliver	8	(6-2)
Cole Royer	5	(3-2)
Ty Bayer	4	(1-3)
Jayden Summerville	3	(1-2)
Logan Brock	3	(1-2)
Nate Helman	2	(1-1)
Harry Cain	2	(1-1)
CATCHER:		
James McGee	22	(9-13)
Aaron Posey	13	(7-6)
Evan Holstein	2	(2-0)
FIRST BASE:		
Jackson Chirello	22	(11-11)
Charlie Jones	15	(7-8)
SECOND BASE:		
Wesley Alig	22	(10-12)
Josh Gibbs	13	(8-5)
Shamaar McDuffie	1	(0-1)
Cooper Williams	1	(0-1)
THIRD BASE:		
Grayson McCollum	26	(13-13)
Cooper Williams	11	(5-6)
SHORTSTOP:		
Shamaar McDuffie	30	(15-15)
Grayson McCollum	6	(2-4)
Cooper Williams	1	(1-0)
LEFT FIELD:		
Cooper Williams	20	(10-10)
Chris Cole	8	(2-6)
Wesley Alig	6	(4-2)
Jamarie Brooks	2	(1-1)
Jackson Bradfield	1	(1-0)
CENTER FIELD:		
Chris Cole	15	(8-7)
Trenton Lyons	13	(6-7)
Avery Wilson	9	(4-5)
RIGHT FIELD:		
Trenton Lyons	23	(11-12)
Jackson Chirello	12	(5-7)
Cooper Williams	2	(2-0)
DESIGNATED HITTER:		
James McGee	9	(5-4)
Jackson Bradfield	8	(5-3)
Aaron Posey	7	(4-3)
Charlie Jones	3	(0-3)
Josh Gibbs	2	(1-1)
Evan Holstein	2	(0-2)
Trenton Lyons	1	(1-0)
Jackson Chirello	1	(1-0)
Cooper Williams	1	(0-1)
Jamarie Brooks	1	(0-1)
Wesley Alig	1	(0-1)
Kaden Brown	1	(1-0)

**Starting Lineup By Lineup Spot**  
 (Team W-L record when starter)

LEADOFF:		
Trenton Lyons	16	(9-7)
Cooper Williams	15	(6-9)
Chris Cole	4	(2-2)
Grayson McCollum	1	(0-1)
Avery Wilson	1	(1-0)
2ND SPOT:		
Cooper Williams	9	(5-4)
Trenton Lyons	9	(3-6)
Chris Cole	8	(4-4)
Grayson McCollum	4	(2-2)
James McGee	4	(2-2)
Avery Wilson	3	(2-1)
3RD SPOT:		
James McGee	16	(8-8)
Trenton Lyons	7	(4-3)
Grayson McCollum	6	(3-3)
Cooper Williams	5	(2-3)
Jackson Chirello	3	(1-2)
CLEANUP:		
Jackson Chirello	22	(12-10)
James McGee	4	(1-3)
Charlie Jones	4	(2-2)
Trenton Lyons	3	(1-2)
Cooper Williams	2	(1-1)
Evan Holstein	1	(1-0)
Grayson McCollum	1	(0-1)
5TH SPOT:		
Wesley Alig	17	(8-9)
Jackson Chirello	5	(1-4)
Aaron Posey	5	(3-2)
Cooper Williams	3	(2-1)
Grayson McCollum	2	(2-0)
Evan Holstein	2	(1-1)
James McGee	1	(0-1)
Josh Gibbs	1	(1-0)
Charlie Jones	1	(0-1)
6TH SPOT:		
Chris Cole	9	(4-5)
Wesley Alig	9	(5-4)
Charlie Jones	4	(2-2)
Grayson McCollum	4	(2-2)
Josh Gibbs	2	(1-1)
Jackson Chirello	2	(1-1)
Trenton Lyons	2	(1-1)
Jackson Bradfield	1	(0-1)
Jamarie Brooks	1	(1-0)
James McGee	1	(0-1)
Cooper Williams	1	(1-0)
Aaron Posey	1	(0-1)
7TH SPOT:		
Charlie Jones	8	(3-5)
Aaron Posey	7	(5-2)
Grayson McCollum	6	(2-4)
James McGee	4	(2-2)
Jackson Bradfield	3	(2-1)
Wesley Alig	3	(1-2)
Josh Gibbs	2	(1-1)
Jackson Chirello	2	(1-1)
Cooper Williams	1	(1-0)
Chris Cole	1	(0-1)
8TH SPOT:		
Josh Gibbs	10	(6-4)
Grayson McCollum	7	(2-4)



**2026 Kennesaw State Baseball**  
 Miscellaneous Stats for Kennesaw State (as of Apr 22, 2026)  
 (All games)

**STARTERS SUMMARY**

Player	GS	Position											Batting Order								
		p	c	1b	2b	3b	ss	lf	cf	rf	of	dh	1st	2nd	3rd	4th	5th	6th	7th	8th	9th
Trenton Lyons	37	.	.	.	.	.	.	.	13	23	.	1	16	9	7	3	.	2	.	.	.
Cooper Williams	36	.	.	.	1	11	1	20	.	2	.	1	15	9	5	2	3	1	1	.	.
Jackson Chirello	35	.	.	22	.	.	.	.	.	12	.	1	.	.	3	22	5	2	2	1	.
Grayson McCollum	32	.	.	.	.	26	6	.	.	.	.	.	1	4	6	1	2	4	6	7	1
James McGee	31	.	22	.	.	.	.	.	.	.	.	9	.	4	16	4	1	1	4	1	.
Shamaar McDuffie	31	.	.	.	1	.	30	.	.	.	.	.	.	.	.	.	.	.	.	.	31
Wesley Alig	29	.	.	.	22	.	.	6	.	.	.	1	.	.	.	.	17	9	3	.	.
Chris Cole	23	.	.	.	.	.	.	8	15	.	.	.	4	8	.	.	.	9	1	1	.
Aaron Posey	20	.	13	.	.	.	.	.	.	.	.	7	.	.	.	.	5	1	7	3	4
Charlie Jones	18	.	.	15	.	.	.	.	.	.	.	3	.	.	.	4	1	4	8	1	.
Josh Gibbs	15	.	.	.	13	.	.	.	.	.	.	2	.	.	.	.	1	2	2	10	.
Cooper McMullen	10	10	.	.	.	.	.	.	.	.	.	.	.	.	.	.	.	.	.	.	.
Avery Wilson	9	.	.	.	.	.	.	.	9	.	.	.	1	3	.	.	.	.	.	4	1
Jackson Bradfield	9	.	.	.	.	.	.	1	.	.	.	8	.	.	.	.	.	1	3	5	.
Nolan Sliver	8	8	.	.	.	.	.	.	.	.	.	.	.	.	.	.	.	.	.	.	.
Cole Royer	5	5	.	.	.	.	.	.	.	.	.	.	.	.	.	.	.	.	.	.	.
Ty Bayer	4	4	.	.	.	.	.	.	.	.	.	.	.	.	.	.	.	.	.	.	.
Evan Holstein	4	.	2	.	.	.	.	.	.	.	.	2	.	.	.	1	2	.	.	1	.
Jamarie Brooks	3	.	.	.	.	.	.	2	.	.	.	1	.	.	.	.	.	1	.	2	.
Jayden Summervil	3	3	.	.	.	.	.	.	.	.	.	.	.	.	.	.	.	.	.	.	.
Logan Brock	3	3	.	.	.	.	.	.	.	.	.	.	.	.	.	.	.	.	.	.	.
Nate Helman	2	2	.	.	.	.	.	.	.	.	.	.	.	.	.	.	.	.	.	.	.
Harry Cain	2	2	.	.	.	.	.	.	.	.	.	.	.	.	.	.	.	.	.	.	.
Kaden Brown	1	.	.	.	.	.	.	.	.	.	.	1	.	.	.	.	.	.	.	.	1



**2026 Kennesaw State Baseball**  
**Batting Analysis for Kennesaw State (as of Apr 22, 2026)**  
**(All games Sorted by Player Name)**



Player	vs left			vs right			w/runners			w/bases empty			w/bases loaded			as leadoff			fly out	gnd out	fly/gnd
	h	ab	avg	h	ab	avg	h	ab	avg	h	ab	avg	h	ab	avg	rch	ops	pct			
Wesley Alig	4	23	.174	24	78	.308	10	42	.238	18	59	.305	1	2	.500	13	33	.394	33	19	1.7
Jackson Bradfield	1	11	.091	5	25	.200	4	17	.235	2	19	.105	0	0	---	1	6	.167	6	5	1.2
Jamarie Brooks	0	1	.000	1	11	.091	1	4	.250	0	8	.000	0	0	---	1	3	.333	2	5	0.4
Kaden Brown	0	0	---	0	4	.000	0	3	.000	0	1	.000	0	0	---	1	1	1.000	1	1	1.0
Jackson Chirello	6	27	.222	35	109	.321	29	85	.341	12	51	.235	0	3	.000	13	34	.382	29	19	1.5
Chris Cole	7	22	.318	17	64	.266	15	41	.366	9	45	.200	1	2	.500	9	28	.321	13	25	0.5
Josh Gibbs	5	16	.313	15	50	.300	12	37	.324	8	29	.276	1	2	.500	6	15	.400	14	11	1.3
Evan Holstein	0	1	.000	4	13	.308	4	9	.444	0	5	.000	0	0	---	0	4	.000	2	3	0.7
Charlie Jones	3	13	.231	13	52	.250	12	39	.308	4	26	.154	1	4	.250	4	16	.250	14	10	1.4
Trenton Lyons	7	37	.189	28	108	.259	13	60	.217	22	85	.259	1	4	.250	19	43	.442	38	30	1.3
Grayson McCollum	6	21	.286	26	91	.286	20	55	.364	12	57	.211	4	7	.571	10	18	.556	25	30	0.8
Shamaar McDuffie	4	19	.211	17	77	.221	11	45	.244	10	51	.196	0	2	.000	8	26	.308	34	28	1.2
James McGee	8	21	.381	22	83	.265	10	55	.182	20	49	.408	0	7	.000	15	23	.652	24	32	0.8
Aaron Posey	1	11	.091	18	64	.281	5	30	.167	14	45	.311	0	3	.000	9	22	.409	3	16	0.2
Cooper Williams	9	33	.273	39	111	.351	24	69	.348	24	75	.320	0	3	.000	15	39	.385	31	29	1.1
Avery Wilson	1	5	.200	3	28	.107	2	18	.111	2	15	.133	0	1	.000	4	8	.500	8	11	0.7
Totals	62	261	.238	267	968	.276	172	609	.282	157	620	.253	9	40	.225	128	319	.401	277	274	1.0
Opponents	61	215	.284	294	1024	.287	179	627	.285	176	612	.288	18	51	.353	131	319	.411	324	275	1.2

Player	pinch hitting			w/runners in scoring pos			w/runner on 3rd and LT 2 out			with 2 outs			success adv runners			2- rnr		rch	rch	kl	
	h	ab	avg	h	ab	avg	rbi	ops	pct	h	ab	avg	adv	ops	pct	rbi	w/out				
Wesley Alig	0	1	.000	8	29	.276	8	13	.615	7	31	.226	23	51	.451	6	5	18	2	4	5
Jackson Bradfield	0	1	.000	1	11	.091	1	3	.333	2	14	.143	4	17	.235	2	0	9	0	0	4
Jamarie Brooks	0	1	.000	1	3	.333	0	0	---	1	1	1.000	4	4	1.000	3	3	0	1	1	1
Kaden Brown	0	1	.000	0	3	.000	0	0	---	0	3	.000	0	3	.000	0	0	3	0	0	1
Jackson Chirello	0	1	.000	13	41	.317	6	9	.667	12	47	.255	43	90	.478	12	6	33	4	3	8
Chris Cole	0	1	.000	9	26	.346	2	2	1.000	7	25	.280	27	49	.551	3	6	17	1	4	10
Josh Gibbs	1	4	.250	8	21	.381	2	6	.333	6	25	.240	17	40	.425	4	2	17	0	1	6
Evan Holstein	0	0	---	2	5	.400	1	2	.500	0	1	.000	4	9	.444	0	0	2	0	1	1
Charlie Jones	1	3	.333	10	27	.370	3	4	.750	5	20	.250	24	46	.522	4	5	22	1	4	8
Trenton Lyons	0	0	---	5	41	.122	3	6	.500	5	42	.119	32	71	.451	4	8	37	1	2	13
Grayson McCollum	0	0	---	17	42	.405	9	12	.750	8	41	.195	30	59	.508	7	13	23	3	3	5
Shamaar McDuffie	0	0	---	5	31	.161	4	7	.571	7	30	.233	25	51	.490	2	6	26	2	6	5
James McGee	1	1	1.000	6	36	.167	10	13	.769	10	32	.313	30	65	.462	9	8	23	1	5	7
Aaron Posey	0	1	.000	4	19	.211	1	3	.333	4	16	.250	18	36	.500	7	7	14	2	1	14
Cooper Williams	1	1	1.000	15	44	.341	7	8	.875	14	52	.269	39	76	.513	10	8	31	0	4	7
Avery Wilson	0	2	.000	1	8	.125	2	3	.667	0	10	.000	7	21	.333	0	2	9	0	1	2
Totals	4	18	.222	105	387	.271	59	91	.648	88	390	.226	327	688	.475	73	79	293	18	40	97
Opponents	10	30	.333	105	379	.277	56	93	.602	106	389	.272	358	737	.486	82	89	297	20	36	84

Success Advancing Runners = percentage of times the batter advanced at least one runner during a plate appearance  
 #Rnrs Adv w/Out = TOTAL number of runners advanced when the player made an out



2026 Kennesaw State Baseball  
Pitching Analysis for Kennesaw State (as of Apr 22, 2026)  
(All games Sorted by Player Name)

Player	vs left			vs right			w/runners			w/bases empty			vs leadoff			with 2 outs			fly out	gnd out	fly/ gnd	pct
	h	ab	avg	h	ab	avg	h	ab	avg	h	ab	avg	rch	ops	pct	h	ab	avg				
Ty Bayer	21	52	.404	30	91	.330	27	81	.333	24	62	.387	17	37	.459	18	44	.409	31	41	0.8	8
Nolan Bethel	4	6	.667	3	7	.429	4	7	.571	3	6	.500	3	4	.750	0	1	.000	4	2	2.0	1
Logan Brock	12	26	.462	13	39	.333	16	38	.421	9	27	.333	6	13	.462	10	22	.455	21	9	2.3	0
Harry Cain	9	43	.209	18	81	.222	13	47	.277	14	77	.182	5	29	.172	12	47	.255	41	20	2.0	0
JT Gibson	1	9	.111	5	14	.357	3	15	.200	3	8	.375	2	5	.400	3	11	.273	8	1	8.0	0
Ryan Gold	8	19	.421	13	48	.271	12	40	.300	9	27	.333	7	17	.412	9	26	.346	18	12	1.5	1
Davis Harper	9	17	.529	9	30	.300	12	31	.387	6	16	.375	6	10	.600	8	18	.444	11	11	1.0	0
Nate Helman	3	33	.091	16	46	.348	7	39	.179	12	40	.300	9	22	.409	4	22	.182	23	8	2.9	0
Peter Jezerinac	5	22	.227	7	20	.350	11	20	.550	1	22	.045	0	7	.000	8	18	.444	10	9	1.1	1
Nolan McKinstry	1	2	.500	2	6	.333	1	6	.167	2	2	1.000	1	1	1.000	0	2	.000	2	1	2.0	0
Cooper McMullen	26	76	.342	24	98	.245	23	77	.299	27	97	.278	20	49	.408	13	50	.260	40	58	0.7	8
Daniel Powell	10	56	.179	18	77	.234	12	66	.182	16	67	.239	13	34	.382	5	41	.122	43	24	1.8	5
Ryan Renfroe	1	11	.091	2	25	.080	1	19	.053	2	17	.118	3	10	.300	1	11	.091	9	11	0.8	1
Cole Royer	5	17	.294	5	21	.238	6	19	.316	4	19	.211	9	15	.600	3	12	.250	16	5	3.2	0
Nolan Sliver	18	70	.257	35	94	.372	22	83	.265	31	81	.383	19	42	.452	7	39	.179	34	40	0.9	7
Jayden Summerville	6	29	.207	16	54	.296	9	39	.231	13	44	.295	11	24	.458	5	25	.200	13	23	0.6	0
Totals	139	488	.285	216	751	.288	179	627	.285	176	612	.288	131	319	.411	106	389	.272	324	275	1.2	32
Opponents	141	497	.284	188	732	.257	172	609	.282	157	620	.253	128	319	.401	88	390	.226	277	274	1.0	18


Player	ap	gs	ip/app	*h/g	*r/g	*er/g	*bb/g	*so/g	k/bb	*2b/g	*3b/g	*hr/g	*fo/g	*go/g	*bf/g	sba	att	pct
Ty Bayer	13	4	2.64	13.37	8.91	7.86	3.67	5.50	1.5	2.62	0.26	1.83	8.13	10.75	43.78	1	2	.500
Nolan Bethel	3	0	0.78	27.00	30.86	30.86	7.71	0.00	0.0	7.71	0.00	11.57	15.43	7.71	61.71	1	1	1.000
Logan Brock	8	3	1.79	15.70	11.93	9.42	6.28	6.91	1.1	1.88	0.00	3.14	13.19	5.65	50.86	1	3	.333
Harry Cain	15	2	2.13	7.59	5.62	5.06	2.53	9.56	3.8	1.97	0.28	1.97	11.53	5.62	38.25	2	2	1.000
JT Gibson	7	0	0.90	8.53	2.84	1.42	4.26	11.37	2.7	2.84	0.00	0.00	11.37	1.42	38.37	0	1	.000
Ryan Gold	9	0	1.93	10.90	7.79	5.71	4.15	9.35	2.3	0.00	0.00	1.56	9.35	6.23	44.13	2	3	.667
Davis Harper	7	0	1.52	15.19	17.72	15.19	9.28	5.91	0.6	4.22	0.00	2.53	9.28	9.28	51.47	5	8	.625
Nate Helman	11	2	1.82	8.55	5.40	4.95	5.85	13.05	2.2	0.45	0.00	0.45	10.35	3.60	42.30	2	2	1.000
Peter Jezerinac	10	0	1.07	10.12	10.12	10.12	5.06	9.28	1.8	0.84	0.00	2.53	8.44	7.59	43.88	0	0	---
Nolan McKinstry	2	0	1.00	13.50	13.50	13.50	13.50	9.00	0.7	4.50	0.00	4.50	9.00	4.50	49.50	0	1	.000
Cooper McMullen	10	10	4.37	10.31	5.77	5.15	4.33	4.95	1.1	1.65	0.21	1.24	8.24	11.95	41.02	3	3	1.000
Daniel Powell	18	0	2.22	6.30	3.15	2.92	4.28	9.90	2.3	1.12	0.00	0.68	9.68	5.40	36.22	4	5	.800
Ryan Renfroe	13	0	0.87	2.38	3.97	2.38	10.32	8.74	0.8	0.00	0.00	0.00	7.15	8.74	41.29	0	0	---
Cole Royer	8	5	1.25	9.00	11.70	11.70	11.70	8.10	0.7	1.80	0.00	1.80	14.40	4.50	54.00	2	2	1.000
Nolan Sliver	11	8	3.61	12.03	5.22	4.99	3.63	7.94	2.2	1.82	0.00	1.36	7.71	9.08	42.43	1	1	1.000
Jayden Summerville	14	3	1.48	9.58	8.27	6.53	5.66	10.02	1.8	1.31	1.31	0.87	5.66	10.02	44.42	0	1	.000
Totals	37	37	8.52	10.13	7.08	6.22	4.97	8.19	1.6	1.66	0.17	1.48	9.25	7.85	42.55	24	35	.686
Opponents	37	37	8.51	9.40	5.91	5.29	4.66	9.97	2.1	1.94	0.20	0.94	7.91	7.83	41.29	47	60	.783

\* = average based on 9-inning game

## TV/RADIO IDENTIFICATION ROSTER



**JAMARIE BROOKS**  
OF R-R • 6-2 • 184 • SR.  
RIVERDALE, GA.  
MUNDY'S MILL




**GRAYSON McCOLLUM**  
INF R-R • 6-0 • 205 • FR.  
PEACHTREE CORNERS, GA.  
WESLEYAN



**AVERY WILSON**  
OF R-R • 5-11 • 180 • FR.  
POWDER SPRINGS, GA.  
HILLGROVE




**SHAMAAR McDUFFIE**  
INF R-R • 5-11 • 152 • JR.  
HAMPTON, GA.  
GEORGIA PREMIER ACADEMY



**JACKSON BRADFORD**  
OF R-R • 5-11 • 211 • SO.  
CANTON, GA.  
CHEROKEE



**CHRIS COLE**  
OF L-R • 6-2 • 179 • GR.  
DALLAS, GA.  
NORTH PAULDING



**JOSH GIBBS**  
INF R-R • 6-0 • 170 • FR.  
CUMMING, GA.  
FORSYTH CENTRAL



**JIN KASUYA**  
INF R-R • 5-10 • 178 • FR.  
BUFORD, GA.  
SECKINGER



**WESLEY ALIG**  
INF/OF R-R • 5-9 • 191 • SO.  
OAK RIDGE, TENN.  
CHRISTIAN ACADEMY OF KNOXVILLE



**TREITON LYONS**  
OF S-R • 6-3 • 192 • JR.  
MEMPHIS, TENN.  
NC STATE/OLE MISS/CHRISTIAN BROTHERS



**NATE HELMAN**  
RHP R-R • 6-4 • 200 • R-JR.  
DANA POINT, CALIF.  
SADDLEBACK COLLEGE/DANA HILLS



**JAMES McGEE**  
C R-R • 6-0 • 204 • SO.  
MOONOUGH, GA.  
OLA



**NOLAN SILVER**  
RHP R-R • 6-3 • 163 • SR.  
MCDONOUGH, GA.  
OLA



**COOPER McMULLEN**  
RHP R-R • 6-3 • 197 • SO.  
BONAIRE, GA.  
GEORGIA TECH/TATNALL SQUARE ACADEMY



**RYAN GOLD**  
LHP R-L • 6-4 • 207 • JR.  
SMYRNA, GA.  
CAMPBELL




**LOGAN BROCK**  
RHP R-R • 6-2 • 185 • SO.  
MARIETTA, GA.  
BELMONT/LASSITER



**THORPE MUSCI**  
RHP R-R • 6-0 • 207 • SO.  
LILBURN, GA.  
GEORGIA TECH/PARKVIEW



**DANIEL POWELL**  
RHP R-R • 6-3 • 195 • JR.  
ROSWELL, GA.  
FELLOWSHIP CHRISTIAN



**KADEN BROWN**  
INF R-R • 6-2 • 241 • R-SO.  
FAYETTEVILLE, GA.  
SANDY CREEK



**EVAN HOLSTEIN**  
C/INF R-R • 6-2 • 215 • SO.  
CANTON, GA.  
CHEROKEE



**COOPER WILLIAMS**  
INF/OF L-R • 5-10 • 181 • JR.  
WOODSTOCK, GA.  
NORTH COBB CHRISTIAN



**TY BAYER**  
RHP/UTL S-R • 6-4 • 189 • SO.  
CUMMING, GA.  
SOUTH FORSYTH




**JACKSON CHIRELLO**  
OF L-R • 6-6 • 200 • SR.  
WOODSTOCK, GA.  
ETOWAH



**ETHAN OSADA**  
RHP R-R • 6-7 • 228 • SO.  
WOODSTOCK, GA.  
RIVER RIDGE



**CHARLIE JONES**  
INF/OF R-R • 6-3 • 239 • SR.  
CUMMING, GA.  
GEORGIA/AIR FORCE/KING'S RIDGE CHRISTIAN



**AARON POSEY**  
C R-R • 6-1 • 208 • SR.  
WEXFORD, PA.  
NORTH ALLEGHENY



**JT GIBSON**  
LHP R-L • 6-4 • 216 • R-JR.  
MCLEAN, VA.  
VIRGINIA TECH/ST. JOHN'S COLLEGE HS



**COLE ROYER**  
RHP R-L • 6-6 • 184 • SO.  
WAYNESVILLE, GA.  
GEORGIA TECH/PIERCE COUNTY




**HUNTER STONECIPHER**  
C L-R • 6-0 • 195 • FR.  
BOGART, GA.  
EAST COBB



**DAVIS HARPER**  
RHP R-R • 6-1 • 197 • FR.  
DUNWOODY, GA.  
HOLY INNOCENTS EPISCOPAL



**NOLAN BETHEL**  
RHP R-R • 6-3 • 210 • FR.  
LOUDON, TENN.  
LOUDON



**NOLAN MCKINSTRY**  
RHP R-R • 6-1 • 148 • SO.  
HIRAM, GA.  
SOUTH PAULDING



**SAM SUMMERLIN**  
INF/OF/C L-R • 6-0 • 184 • FR.  
CAMILLA, GA.  
WESTWOOD



**AVERY SHIFLET**  
LHP L-L • 6-4 • 220 • FR.  
CARTERSVILLE, GA.  
CARTERSVILLE



**HARRY CAIN**  
RHP L-L • 6-6 • 226 • R-SR.  
ATLANTA, GA.  
ST. FRANCIS



**RYAN RENFRO**  
RHP R-R • 6-3 • 199 • JR.  
THOMASVILLE, GA.  
THOMASVILLE



**PETER JEZERINAC**  
LHP L-L • 6-2 • 179 • SO.  
KENNESAW, GA.  
KENNESAW MOUNTAIN



**JAYDEN SUMMERVILLE**  
LHP L-L • 6-4 • 203 • FR.  
ORLANDO, FLA.  
LAKE HIGHLAND PREP

# 2026 ROSTER

## PITCHERS

NO.	NAME	POS.	B-T	HT.	WT.	CL.	HOMETOWN (PREVIOUS SCHOOLS)
12	Nate Helman	RHP	R-R	6-4	200	R-Jr.	Dana Point, Calif. (Saddleback College/Dana Hills)
14	Nolan Sliver	RHP	R-R	6-3	163	Sr.	McDonough, Ga. (Ola)
15	Cooper McMullen	RHP	R-R	6-3	197	So.	Bonaire, Ga. (Georgia Tech/Tattnall Square Academy)
16	Ryan Gold	LHP	R-L	6-4	207	Jr.	Smyrna, Ga. (Georgia/Campbell)
17	Logan Brock	RHP	R-R	6-2	185	So.	Marietta, Ga. (Belmont/Lassiter)
18	Thorpe Musci	RHP	R-R	6-0	207	So.	Lilburn, Ga. (Georgia Tech/Parkview)
19	Daniel Powell	RHP	R-R	6-3	195	Jr.	Roswell, Ga. (Fellowship Christian)
23	Ty Bayer	RHP/UTL	S-R	6-4	189	So.	Cumming, Ga. (South Forsyth)
26	Ethan Osada	RHP	R-R	6-7	228	So.	Woodstock, Ga. (River Ridge)
29	JT Gibson	LHP	R-L	6-4	216	R-Jr.	McLean, Va. (Virginia Tech/St. John's College HS)
30	Cole Royer	RHP	R-R	6-6	184	So.	Waynesville, Ga. (Georgia Tech/Pirece County)
33	Davis Harper	RHP	R-R	6-1	197	Fr.	Dunwoody, Ga. (Holy Innocents' Episcopal)
34	Nolan Bethel	RHP	R-R	6-3	210	Fr.	Loudon, Tenn. (Loudon)
35	Nolan McKinstry	RHP	R-R	6-1	185	So.	Hiram, Ga. (South Paulding)
38	Avery Shifflet	LHP	L-L	6-4	220	Fr.	Cartersville, Ga. (Cartersville)
39	Harry Cain	RHP	R-R	6-6	226	R-Sr.	Atlanta, Ga. (St. Francis)
40	Ryan Renfro	RHP	R-R	6-3	199	Jr.	Thomasville, Ga. (Thomasville)
41	Peter Jezerinac	LHP	L-L	6-2	179	So.	Kennesaw, Ga. (Kennesaw Mountain)
42	Jayden Summerville	LHP	L-L	6-4	203	Fr.	Orlando, Fla. (Lake Highland Prep)

## CATCHERS

NO.	NAME	POS.	B-T	HT.	WT.	CL.	HOMETOWN (PREVIOUS SCHOOLS)
13	James McGee	C/INF	R-R	6-0	204	So.	McDonough, Ga. (Ola)
21	Evan Holstein	C/INF	R-R	6-2	215	So.	Canton, Ga. (Cherokee)
28	Aaron Posey	C	R-R	6-1	208	Sr.	Wexford, Pa. (North Allegheny)
32	Hunter Stonecipher	C	L-R	6-0	195	Fr.	Bogart, Ga. (East Cobb)

## INFELDERS

NO.	NAME	POS.	B-T	HT.	WT.	CL.	HOMETOWN (PREVIOUS SCHOOLS)
3	Grayson McCollum	INF	R-R	6-0	205	Fr.	Peachtree Corners, Ga. (Wesleyan)
5	Shamaar McDuffie	INF	R-R	5-11	163	Jr.	Hampton, Ga. (Georgia Premier Academy)
8	Josh Gibbs	INF	R-R	6-0	170	Fr.	Cumming, Ga. (Forsyth Central)
9	Jin Kasuya	INF	R-R	5-10	178	Fr.	Buford, Ga. (Seckinger)
10	Wesley Alig	INF/OF	R-R	5-9	191	So.	Oak Ridge, Tenn. (Christian Academy of Knoxville)
20	Kaden Brown	INF	R-R	6-2	241	R-So.	Fayetteville, Ga. (Sandy Creek)
27	Charlie Jones	INF/OF	R-R	6-3	239	Sr.	Cumming, Ga. (Georgia/Air Force/King's Ridge Christian)
37	Sam Summerlin	INF/OF/C	L-R	6-0	184	Fr.	Camilla, Ga. (Westwood)

## OUTFIELDERS

NO.	NAME	POS.	B-T	HT.	WT.	CL.	HOMETOWN (PREVIOUS SCHOOLS)
2	Jamarie Brooks	OF	R-R	6-2	184	Sr.	Riverdale, Ga. (Mundy's Mill)
4	Avery Wilson	OF	R-R	5-11	180	Fr.	Powder Springs, Ga. (Hillgrove)
6	Jackson Bradfield	OF	R-R	5-11	211	So.	Canton, Ga. (Cherokee)
7	Chris Cole	OF	L-R	6-2	179	Gr.	Dallas, Ga. (South Georgia State CC/North Paulding)
11	Trenton Lyons	OF	S-R	6-3	192	Jr.	Memphis, Tenn. (NC State/Ole Miss/Christian Brothers)
22	Cooper Williams	OF	L-R	5-10	181	Jr.	Woodstock, Ga. (North Cobb Christian)
24	Jackson Chirello	OF	L-R	6-6	200	Sr.	Woodstock, Ga. (Etowah)

## COACHES AND STAFF

Ryan Coe	Head Coach/Fifth Year
Mathew Passauer	Assistant Coach/Pitching Coach/Fifth Year
Brad Tyler	Assistant Coach/Hitting Coach/Fourth Year
Dax Norris	Assistant Coach/First Year
Terence Norman	Director of Baseball Operations/Fourth Year
Andy Turner	Athletic Trainer
Wade Richardson	Director of Player Development
Nate Anderson	Director of Offensive Development
Jackson Abernathy	Director of Analytics
Luke Treadway	Speed, Strength and Conditioning Coach
Thomas Bourne	Scouting/Video Coordinator
Oliver Courdin	Field Coordinator
Luke Crisp	Bullpen Catcher

## NUMERICAL

2	Jamarie Brooks, OF
3	Grayson McCollum, INF
4	Avery Wilson, OF
5	Shamaar McDuffie, INF
6	Jackson Bradfield, OF
7	Chris Cole, OF
8	Josh Gibbs, INF
9	Jin Kasuya, INF
10	Wesley Alig, INF/OF
11	Trenton Lyons, OF
12	Nate Helman, RHP
13	James McGee, C
14	Nolan Sliver, RHP
15	Cooper McMullen, RHP
16	Ryan Gold, LHP
17	Logan Brock, RHP
18	Thorpe Musci, RHP
19	Daniel Powell, RHP
20	Kaden Brown, INF
21	Evan Holstein, C/INF
22	Cooper Williams, OF
23	Ty Bayer, RHP/UTL
24	Jackson Chirello, OF
26	Ethan Osada, RHP
27	Charlie Jones, INF
28	Aaron Posey, C
29	J.T. Gibson, LHP
30	Cole Royer, RHP
32	Hunter Stonecipher, C
33	Davis Harper, RHP
34	Nolan Bethel, RHP
35	Nolan McKinstry, RHP
37	Sam Summerlin, INF/OF/C
38	Avery Shifflet, LHP
39	Harry Cain, RHP
40	Ryan Renfro, RHP
41	Peter Jezerinac, LHP
42	Jayden Summerville, LHP

## PRONUNCIATION GUIDE

Wesley ALIG	Al-ig
Peter JEZERINAC	Jez-er-nac
Jin KASUYA	Kuh-su-yah
SAMAAR McDuffie	Shuh-Mar
Thorpe MUSCI	Mu-see
Ethan OSADA	o-SAY-duh
Matthew PASSAUER	PASS-sewer
Nolan SLIVER	Slih-ver (NOT Silver)

## STATE/COUNTRY BREAKDOWN

Georgia	32
Tennessee	3
California	1
Florida	1
Pennsylvania	1
Virginia	1