


2025-26 SCHEDULE/RESULTS		
Nov. 3..... Paine College.....W, 105-29 VyStar Arena (Kennesaw, Ga.)	ESPN+	
Nov. 8..... at Florida A&MW, 92-72 Lawson Center (Tallahassee, Fla.)	SWAC TV	
Nov. 12..... Point UniversityW, 111-60 VyStar Arena (Kennesaw, Ga.)	ESPN+	
Nov. 16..... USFL, 108-89 VyStar Arena (Kennesaw, Ga.)	ESPN+	
Nov. 24..... vs. RiceW, 89-84 (OT) Alico Arena (Fort Myers, Fla.)	FLOHOOPS	
Nov. 25..... vs. Oral Roberts.....L, 91-83 Alico Arena (Fort Myers, Fla.)	FLOHOOPS	
Nov. 26..... at FGCUW, 102-100 (OT) Alico Arena (Fort Myers, Fla.)	FLOHOOPS	
Dec. 2..... Jackson State.....W, 88-73 VyStar Arena (Kennesaw, Ga.)	ESPN+	
Dec. 6..... Georgia State.....W, 92-69 VyStar Arena (Kennesaw, Ga.)	ESPN+	
Dec. 8..... Southern WesleyanW, 121-66 VyStar Arena (Kennesaw, Ga.)	ESPN+	
Dec. 17..... at Middle Tennessee*L, 68-67 Murphy Center (Murfreesboro, Tenn.)	ESPN+	
Dec. 21..... vs. No. 16 AlabamaL, 92-81 VBC Propst Arena (Huntsville, Ala.)	ESPN+	
Jan. 2..... at Liberty*L, 81-73 Liberty Arena (Lynchburg, Va.)	ESPN+	
Jan. 4..... at Delaware*2 PM Memorial Hall (Newark, Del.)	ESPN+	
Jan. 7..... Missouri State*7 PM VyStar Arena (Kennesaw, Ga.)	ESPN+	
Jan. 10..... Jacksonville State*5 PM VyStar Arena (Kennesaw, Ga.)	ESPN+	
Jan. 14..... FIU*7 PM VyStar Arena (Kennesaw, Ga.)	ESPN+	
Jan. 17..... at Western Kentucky*3 PM Diddle Arena (Bowling Green, Ky.)	ESPN+	
Jan. 21..... at Sam Houston*7:30 PM Johnson Coliseum (Huntsville, Texas)	ESPN+	
Jan. 24..... at Louisiana Tech*3 PM Thomas Assembly Center (Ruston, La.)	ESPN+	
Jan. 28..... Western Kentucky*7 PM VyStar Arena (Kennesaw, Ga.)	ESPN+	
Jan. 31..... New Mexico State*5 PM VyStar Arena (Kennesaw, Ga.)	ESPN+	
Feb. 7..... at Jacksonville State*5 PM Pete Mathews Coliseum (Jacksonville, Ala.)	ESPN+	
Feb. 12..... Middle Tennessee*6:30 PM VyStar Arena (Kennesaw, Ga.)	CBS SPORTS NETWORK	
Feb. 14..... Sam Houston*5 PM VyStar Arena (Kennesaw, Ga.)	ESPN+	
Feb. 18..... at Missouri State*8 PM GS Bank Arena (Springfield, Mo.)	ESPN+	
Feb. 21..... Louisiana Tech*5 PM VyStar Arena (Kennesaw, Ga.)	ESPN+	
Feb. 26..... Liberty*7 PM VyStar Arena (Kennesaw, Ga.)	ESPN+	
Feb. 28..... Delaware*5 PM VyStar Arena (Kennesaw, Ga.)	ESPN+	
Mar. 5..... at UTEP*9 PM Don Haskins Center (El Paso, Texas)	CBS SPORTS NETWORK	
Mar. 7..... at New Mexico State*4 PM Pan American Center (Las Cruces, N.M.)	ESPN+	
2026 CUSA TOURNAMENT		
March 10-14..... VBC Propst Arena (Huntsville, Ala.)		



KENNESAW STATE BASKETBALL


2025-26 GAME NOTES

GAME 14 Sunday, Jan. 4 • 2 pm

Kennesaw State (8-5, 0-2 CUSA)

Head coach: Antoine Pettway (42-35, 3rd Year)

Leading scorer: Sr./G Simeon Cottle (19.5 ppg)




at

Delaware (4-9, 0-2 CUSA)

Head coach: Martin Ingelsby (151-146, 10th Year)

Leading scorer: Jr./G Christian Bliss (14.8 ppg)



Bob Carpenter Center (5,000)
Newark, Del.
TV: **ESPN+** (Scott Klatzkin, Bill Harman)
Live Stats: Statbroadcast.com

OWLS PLAY FOURTH STRAIGHT AWAY FROM HOME...

- ◆ Sunday's game marks both the fourth straight game away from home for Kennesaw State, as well as the first-ever meeting between the Owls and new league member Delaware.
- ◆ KSU is also looking to snap a three-game losing streak, which included a one-point loss at Middle Tennessee and an 11-point loss to 16th-ranked Alabama in the week before Christmas, along with Friday night's 81-73 setback at preseason favorites Liberty. In that game, KSU trailed by 17 points in the first half before using an 18-2 run to close within one and make it a tight battle for the final minutes of the contest.
- ◆ Owl senior guard Simeon Cottle scored 22 points in the loss to Liberty, which moves him into fifth place all-time at KSU in career scoring with 1,461 points.
- ◆ The Owls are scoring at high rate, currently 13th in the nation at 91.8 points per game, which easily leads Conference USA.
- ◆ It's also been a strong year defensively for the Owls as well, currently 10th in the nation in field goal defense at 37.2%. The school record for best field goal defense in a season was set a year ago, as the 2024-25 squad limited teams to 41.4% from the floor.
- ◆ KSU is having another strong year in the boards as well, ranking second in the nation in total rebounds per game (47.2 rpg) and eighth in rebound margin (+11.7) in the nation.
- ◆ Delaware meanwhile is struggling on the boards in the 2025-26 season, ranking 311th in the nation in rebound margin at -2.9.

KSU PROBABLE STARTERS

				
RAMONE SEALS	TREY SIMPSON	SIMEON COTTLE	BRAEDEN LUE	AMIR TAYLOR
#0 • F • SO.	#2 • F • FR.	#5 • G • SR.	#13 • F • SR.	#23 • C • FR.

PTS10.3	PTS8.5	PTS19.5	PTS11.5	PTS5.7
REBS5.8	REBS4.9	REBS2.2	REBS6.3	REBS4.1
FG%44.3	FG%46.5	FG%43.2	FG%46.5	FG%61.9
FT%80.0	FT%73.3	FT%84.0	FT%75.9	FT%51.9

FOLLOW THE OWLS





@KSUOwlsMBB



KSUOWLS.com

ATHLETIC COMMUNICATIONS

MARK WASIK • KSU MEN'S BASKETBALL SID
mwasi@kennesaw.edu • Cell - (702) 528-0289 • @MarkWasik

KENNESAW STATE MEN'S BASKETBALL

GAME NOTES AT DELAWARE | SUNDAY, JANUARY 4 | NEWARK, DEL.



ROSTER BREAKDOWN

BY STATE

GEORGIA (10)

Chase Clemmons Woodstock
Simeon Cottle College Park
Jaden Harris Atlanta
Eric Holland Tifton
Braedan Lue Douglasville
Donzie Onyirimba Powder Springs, Ga.
Frankquon Sherman Lincolnton
Perry Smith Jr. Augusta
Charles Stone Columbus
Brendan Tousignaut Canton

ALABAMA (3)

RJ Johnson Huntsville
Kaden Rickard Madison
Trey Simpson Evergreen

FLORIDA (2)

Ramone Seals Tampa
Darius Washington III Orlando

OHIO (1)

Nigel Thomas Cincinnati

PENNSYLVANIA (1)

Amir Taylor Pittsburgh

VIRGINIA (1)

Davin Cosby Jr. Richmond

BY ELIGIBILITY

5th YEAR (1)

Jaden Harris

SENIORS (4)

Simeon Cottle
Eric Holland
Perry Smith Jr.
Charles Stone

JUNIORS (2)

Davin Cosby Jr.
Frankquon Sherman

SOPHOMORES (5)

Chase Clemmons
RJ Johnson
Braedan Lue
Donzie Onyirimba
Ramone Seals

FRESHMEN (6)

Kaden Rickard
Trey Simpson
Amir Taylor
Nigel Thomas
Brendan Tousignaut
Darius Washington III



2025-26 KENNESAW STATE MEN'S BASKETBALL ROSTER

NO.	NAME	YR.	POS.	HT.	WT.	HOMETOWN / HIGH SCHOOL
0	Ramone Seals	So.	F	6-6	220	Tampa, Fla./SLAM Tampa
1	Davin Cosby Jr.	Jr.	G	6-5	215	Richmond, Va./Wake Forest
2	Trey Simpson	Fr.	F	6-8	212	Evergreen, Ala./DME Academy (Fla.)
3	Darius Washington III	Fr.	G	6-5	198	Orlando, Fla./Edgewater HS
4	Kaden Rickard	Fr.	G	6-6	211	Madison, Ala./Bob Jones HS
5	Simeon Cottle	Sr.	G	6-2	175	College Park, Ga./Tri-Cities HS
6	Frankquon Sherman	Jr.	F	6-7	220	Lincolnton, Ga./Grovetown HS
7	Chase Clemmons	RSO.	G	6-0	178	Woodstock, Ga./Etowah HS
8	Nigel Thomas	Fr.	F	6-8	203	Cincinnati, Ohio/Ola HS
9	Eric Holland	Sr.	G	5-8	153	Tifton, Ga./Rome HS
11	RJ Johnson	RSO.	G	6-4	225	Huntsville, Ala./Grissom HS
12	Perry Smith Jr.	Sr.	C	6-8	241	Augusta, Ga./NC Central
13	Braedan Lue	So.	F	6-9	235	Douglasville, Ga./Alexander HS
21	Jaden Harris	5th	G	6-4	187	Atlanta, Ga./New Mexico State
23	Amir Taylor	Fr.	F	6-9	250	Pittsburgh, Pa./Grayson HS
24	Brendan Tousignaut	Fr.	G	6-5	185	Canton, Ga./Sequoyah HS
30	Dozie Onyirimba	So.	F	6-3	196	Powder Springs, Ga./McEachern HS
31	Charles Stone	Sr.	G	6-2	169	Columbus, Ga./Columbus HS

COACHING STAFF

Head Coach: Antoine Pettway (Alabama '04/3rd Year)

Assistant Coach: Willie Watson (Alabama '09/3rd Year)

Assistant Coach: Donovan Kates (Manhattan '15/3rd Year)

Assistant Coach: Philip Pearson (Alabama '93/2nd Year)

Director of Operations: Perkins Carden

Video Coordinator: Jamie Baker

Graduate Assistants: Rob Allen, Blake Floyd, Ethan Spagnoli

PRONUNCIATIONS

4	Kaden Rickard	rec-ERD
5	Simeon Cottle	sim-me-ON
13	Braedan Lue	bray-DEN
24	Brendan Tousignaut	TWO-sih-NAH
30	Dozie Onyirimba	Doe-zee on-U-rem-BAH
HC	Antoine Pettway	ANN-twon



KENNESAW STATE MEN'S BASKETBALL

GAME NOTES AT DELAWARE | SUNDAY, JANUARY 4 | NEWARK, DEL.



QUICK FACTS

UNIVERSITY QUICK FACTS

Location	Kennesaw, Ga.
Enrollment.....	51,375
Founded.....	1963
Nickname	Owls
Colors.....	Black & Gold
Affiliation.....	NCAA Division I
Conference	Conference USA
Arena.....	VyStar Arena (3,805)
Year Opened.....	2005
Ticket Office Phone	(470) 578-6957
President.....	Kathy Schwaig
Director of Athletics.....	Milton Overton
Athletic Website.....	KSUOwls.com

HISTORY

First Season.....	1985-86
First year Division 1 Competition.....	2005-06
All-Time Record	549-657 (.455)/40 yrs
All-Time D1 Record	205-410 (.333)/20 yrs
NCAA Appearances.....	Four (2022-23)
NCAA Tournament Record (D1/D2)	0-1/7-2
NCAA Championships (D2)	2003-04
All-Time Home Record	332-259 (.562)/40 yrs
Convocation Center Record.....	135-138 (.495)/20 yrs
All-Time ASUN Record.....	104-217 (.324)/19 yrs
All-Time CUSA Record.....	10-8 (.556)/1 yr

COACHING STAFF

Head Coach	Antoine Pettway
Alma Mater	Alabama (2004)
Kennesaw State Record	42-35 (3rd Year)
Overall Record	Same
Assistant Coach.....	Donovan Kates
.....	Manhattan '15/3rd Year
Assistant Coach.....	Willie Watson
.....	Alabama '09/3rd year
Assistant Coach.....	Philip Pearson
.....	Alabama '93/2nd year
Director of Operations	Perkins Carden

MEN'S BASKETBALL QUICK FACTS

2024-25 Overall Record.....	19-14 (.576)
2024-25 CUSA Record/Finish	10-8 (4th)
Postseason.....	None
Starters Returning/Lost	2/3
Letterwinners Returning/Lost	10/7
Newcomers	9

MEN'S BASKETBALL SOCIAL MEDIA

KSU Twitter	@KSUOwlNation
Men's Basketball Twitter	@KSUOwlsMBB
Instagram.....	@KSUOwlsMBB
Official Hashtags.....	#SOLID #HootyHoo

COMMUNICATIONS STAFF

Director of Basketball Communications ..	Mark Wasik
Office Phone.....	(470) 578-2562
Cell Phone.....	(702) 528-0289
Email	mwasik@kennesaw.edu
Twitter	@MarkWasik

A LOOK AT KENNESAW STATE VS. DELAWARE...

KSU (8-5, 0-2 CUSA)	2025-26 Stats	Delaware (4-9, 0-2 CUSA)
174.....	NET Ranking	305
160.....	KenPom.....	296
91.8.....	Points per game.....	66.1
76.4.....	Points Allowed per game	72.2
46.1.....	FG Percentage.....	43.7
38.1.....	Opponent FG Percentage	42.6
34.2.....	3-pt FG Percentage.....	35.4
32.0.....	Opponent 3-pt FG Percentage.....	34.1
68.1.....	Free Throw Percentage.....	74.1
47.2.....	Rebounding Average.....	32.1
+11.7	Rebound Margin	-2.9
15.0.....	Assists per game	13.5
13.3.....	Turnovers per game.....	13.2
+0.6	Turnover Margin.....	-3.1
7.9.....	Steals per game.....	5.9
4.8.....	Blocks per game	3.6

OWLS ALL-TIME AGAINST THE BLUE HENS...

This is the first meeting between the two schools

KENNESAW STATE MEN'S BASKETBALL

GAME NOTES AT DELAWARE | SUNDAY, JANUARY 4 | NEWARK, DEL.



HEAD COACH ANTOINE PETTWAY

Season.....	3rd
KSU Record.....	42-35
Career Record.....	Same
Hometown.....	Camden, Ala.
Alma Mater.....	Alabama '04
Family.....	Kim (Wife) Kingston (Son) and Jana Rae, Summer (Daughters)

HEAD COACH CAREER

2023-24	Kennesaw State	15-16
2024-25	Kennesaw State	19-14
2025-26	Kennesaw State	8-5
Total		42-35

ASSISTANT COACH CAREER

2006-07	Jax State	9-21
2007-08	Jax State	7-22
2008-09	Alabama	17-16
2009-10	Alabama	18-14
2010-11	Alabama	17-16
2011-12	Alabama	*25-12
2012-13	Alabama	23-13
2013-14	Alabama	13-19
2014-15	Alabama	19-15
2015-16	Alabama	18-15
2016-17	Alabama	19-15
2017-18	Alabama	*20-16
2018-19	Alabama	18-16
2019-20	Alabama	16-15
2020-21	Alabama	26-7
2021-22	Alabama	19-14
2022-23	Alabama	*31-6
Total		315-252

* - NCAA Tournament Appearance

THE PETTWAY FILE

COACHING HIGHLIGHTS

- ◆ Coached the Owls to their first-ever win over a Top-25 team with a 79-73 victory over #23 Rutgers on Nov. 24, 2024 in Kennesaw. That was also the second-ever win over a Power Four team in program history.
- ◆ Guided KSU to a 19-14 record and a 10-8 mark in its first-year in Conference USA after being picked to finish in last place. The 19 wins is the second-most wins in school history (D1 era).
- ◆ Recruited and coached Adrian Wooley, the first Owl to ever earn Freshman All-American honors while he was also the Conference USA Freshman of the Year.
- ◆ The Owls claimed their first-ever Quad 1 victory with an 85-80 road win at Liberty on its Senior Day on March 2, 2025.
- ◆ Named the Owls' eighth head coach in the history of the program in April of 2023.
- ◆ His first recruiting class at KSU was ranked 61st in the nation, highest in school history, pulled together in just his first three months at the school.

Antoine Pettway was named as the eighth head coach in Kennesaw State men's basketball history on April 8, 2023, and he took no time in making his impact on the program after leading the Owls to their second and third winningest D1 seasons ever. He stands atop the record list for best winning percentage (D1 era) by a KSU coach at 53.1%.

In his second season with the Black and Gold, Pettway guided the Owls to numerous firsts, including the first-ever win over a ranked opponent (79-77 over No. 24 Rutgers on Nov. 24), as well as the first-ever Quad victory with a road win at Liberty. Picked to finish in a tie for last in the team's first year in Conference USA, Pettway guided KSU to a fourth-place finish at 10-8, and came up just short of an appearance in the CUSA championship game, falling to top-seed Liberty 81-79 in the tournament semifinals. KSU's 19-14 record in 2024-25 was the second-most wins ever in the D1 era.

Pettway's excellence on the recruiting trail was a huge factor in the team's success in 2024-25. After bringing in the top non-Power Four class in the nation (No. 32), the Owl freshman class would finish the season ranked in the top five in the nation for most points by a freshman class,

◆ He crushed that with his second freshman recruiting class, as the Owls' six-man class was ranked 32nd in the nation, which was also the top non-power conference class in the nation.

◆ Known as one of the top recruiters in the nation while an assistant coach at Alabama, where he brought in the third-ranked class in the nation in 2022 that included two five-star and two four-star recruits, highlighted by 2023 NBA Draft No. 2 selection and National Freshman of the Year Brandon Miller.

◆ Has recruited and developed over 40 professional athletes. That includes eight NBA players over the past four years including Collin Sexton, Kira Lewis, Herb Jones, Mark Szears, JD Davison and Noah Clowney.

◆ As an assistant coach, was part of three NCAA tournament appearances while Alabama spent several weeks at the top of the national polls in his final season in Tuscaloosa.

PLAYER HIGHLIGHTS

◆ Joined Alabama as a walk-on and earned a scholarship for his sophomore season, before leading the Crimson Tide to the NCAA's his final three seasons, including the Elite Eight in 2003-04.

most points per game, and highest percentage of points. That was highlighted by the performance of Adrian Wooley, who became the first Owl to claim Freshman All-American honors, while he also claimed CUSA Freshman of the Year and First-Team All-CUSA accolades. Braedan Lue joined Wooley on the CUSA All-Freshman team as well.

He quickly made his impact on the program, as he envisioned turning the Owls into one of the fastest playing teams in the nation. After just one year at the helm of the Black and Gold, Pettway did exactly that, as KSU shattered almost every single Division I scoring record while ranking among the nation's leaders in several offensive categories. The Owls ranked sixth in the nation in fast break points (15.35 ppg) while playing at the fourth fastest pace in the nation (according to KenPom).

The Owls also finished their first year under Pettway with a 15-16 mark, with the 15 total season victories marking as the third-highest ever in the program's Division I era.

Among the school records set in 2023-24 in the first year of the Pettway era were most points



KENNESAW STATE MEN'S BASKETBALL

GAME NOTES AT DELAWARE | SUNDAY, JANUARY 4 | NEWARK, DEL.



per game at 82.8 ppg (previous record was 75.0 ppg) which also ranked as the 14th-highest scoring offense in the nation. The Owls also set new KSU D1 era marks for most three-pointers made with 292 (previous record was 286).

KSU started out the 2023-24 season with a 4-1 record and a 9-3 mark after 12 games, both new record starts (D1 level). That run included wins over in-state rivals Georgia Southern and Georgia State, as well as an impressive overtime victory over UNC Asheville, a NCAA participant from the previous year. The Owls also began their last year in the Atlantic Sun with a 3-0 start, and claimed a season sweep over FGCU as one of the highlights of the year.

Pettway came to the Black and Gold after a stellar 15 years on the Alabama coaching staff, which culminated in the Crimson Tide spending several weeks as the nation's No. 1 ranked team this past season. Known as one of the top recruiters in the nation, he brought in the third-ranked class in the nation in 2022 that included two five-star and two four-star recruits, highlighted by potential NBA Draft Top 3 pick and 2022-23 National Freshman of the Year Brandon Miller.

Alabama ranked in the top 20 in the nation in scoring for the past four years under Pettway as the team's offensive coordinator. That included this past season in which the team averaged 81.8 points per game, seventh-best in the nation. Over the past three years, the Crimson Tide posted four SEC championship titles and a pair of Sweet 16 appearances and set the school record for single season wins with a 31-6 record this past year. Alabama made five NCAA

tournaments and six NIT appearances during his time in Tuscaloosa.

Pettway has recruited and developed over 40 professional athletes. That included eight NBA players over the last four years, highlighted by Collin Sexton, Kira Lewis, Herb Jones, Mark Sears, JD Davison, and projected 2023 NBA first round pick Noah Clowney.

Before joining the Alabama staff in the summer of 2008, he spent two years as an assistant coach at Jacksonville State, after one season as a graduate assistant coach at Alabama. Pettway served as assistant coach at Alabama from 2008-10, then spent three seasons as the team's director of operations before moving back into

an assistant coach role for the 2013-14 season.

A notable example of Pettway's work ethic was his playing career at Alabama, as he joined the Crimson Tide as a walk-on with an academic scholarship before earning a scholarship for his sophomore season. Starting with that sophomore season, Alabama made the NCAA Tournament his final three seasons, including the Elite Eight in the 2003-04 season. Pettway was an integral part of that run in 2004, starting every game that season at point guard. After his collegiate playing career, he spent the next year playing for the NBA Development League (Huntsville Flight) and the World Basketball Association (Kentucky Reach), where he was named the WBA Rookie of the Year.



PETTWAY VS THE OPPONENTS

Opponent	Record	Opponent	Record	Opponent	Record
Abilene Christian	1-0	Jackson State	1-0	Rutgers	1-0
Alabama	0-1	Jacksonville State	2-0	Sam Houston	1-1
Austin Peay	0-1	Keiser	1-0	San Jose State	0-1
Bellarmine	0-1	Kent State	0-1	Santa Clara	0-1
Brescia	1-0	Liberty	1-3	South Florida	0-1
Brewton-Parker	1-0	Lipscomb	0-1	Southern Wesleyan	1-0
Bryan	1-0	Louisiana Tech	2-0	Stetson	1-1
California Baptist	0-1	Middle Tennessee	0-3	Toccoa Falls	1-0
Central Arkansas	0-1	New Mexico State	2-1	Towson	1-0
East Carolina	0-1	North Alabama	0-1	UC Irvine	0-1
Eastern Kentucky	0-1	North Florida	0-2	UNC Asheville	1-1
Florida A&M	1-0	Northeastern	1-0	UTEP	1-1
FIU	1-2	Oakwood	1-0	Western Kentucky	1-1
FGCU	3-0	Oral Roberts	0-1		
Florida State	0-1	Paine College	1-0		
Georgia State	3-0	Point University	1-0		
Georgia Southern	1-0	Presbyterian	2-0		
Indiana	0-1	Queens	1-1		
Jacksonville	2-1	Rice	1-0		

KENNESAW STATE MEN'S BASKETBALL

GAME NOTES AT DELAWARE | SUNDAY, JANUARY 4 | NEWARK, DEL.



CUSA STANDINGS

	CUSA	Overall
Liberty	2-0	10-3
Middle Tennessee	2-0	8-5
Missouri State	2-0	8-5
Jax State	2-0	7-6
NM State	1-1	8-4
Louisiana Tech	1-1	8-5
FIU	1-1	8-5
Western Kentucky	1-1	8-5
Kennesaw State	0-2	8-5
Sam Houston	0-2	8-5
Delaware	0-2	4-9
UTEP	0-2	4-9

COMING UP IN CUSA

Monday, December 29

Missouri State 61, Delaware 43
Jax State 78, Western Kentucky 67
LA Tech 75, UTEP 63
Houston 69, Middle Tennessee 60

Friday, January 2

FIU 89, NM State 74
Western Kentucky 102, Sam Houston 91
Jax State 67, Delaware 64
Liberty 81, Kennesaw State 73
Middle Tennessee 88, LA Tech 51
Missouri State 79, UTEP 55

Sunday, January 4

Sam Houston at Middle Tennessee, 2 pm
Jax State at Liberty, 2 pm
Kennesaw State at Delaware, 2 pm
NM State at Missouri State, 3 pm
LA Tech at Western Kentucky, 3 pm
UTEP at FIU, 4 pm

Wednesday, January 7

Missouri State at Kennesaw State, 7 pm
FIU at Jax State, 7 pm

Thursday, January 8

Liberty at LA Tech, 7 pm
Delaware at Sam Houston, 7:30 pm
Western Kentucky at NM State, 9 pm
Middle Tennessee at UTEP, 9 pm

OWLS IN CUSA/NCAA

TEAM RANK

	Stat	CUSA	NCAA
Rebounding	47.2 rpg	1st	2nd
Scoring	91.8 ppg	1st	13th
Rebound Margin	+11.7	1st	8th
Scoring Margin	+15.4	1st	40th
3-Pt FGs	9.8 pg	3rd	53rd
Blocks	4.77 bpg	3rd	44th
FG% Defense	38.1%	3rd	17th

INDIVIDUALS

		Rank	Stat
Simeon Cottle	Scoring	1st	19.5 ppg
	3pt%	4th	42.5%
	3pt FGs	2nd	3.5 pg
	FT%	3rd	84.0%
	FG%	10th	43.2%
Braedan Lue	Blocks	7th	1.3 bpg
	Rebs	15th	6.3 rpg
Frankquon Sherman	Rebs	2nd	8.3 rpg
Ramone Seals	Rebs	20th	5.8 rpg
Kaden Rickard	Assists	15th	3.1 apg
	A/T Ratio	12th	1.6
	Steals	15th	1.4 spg



SIMEON COTTLE

PRESEASON CUSA PLAYER OF THE YEAR

CUSA MEDIA POLL...

1. Liberty (11)	143
2. Kennesaw State (1)	126
3. New Mexico State	113
4. Middle Tennessee	103
5. Louisiana Tech	82
6. Western Kentucky	79
7. Jacksonville State	67
8. UTEP	66
9. Sam Houston	56
10. FIU	36
11. Delaware	35
12. Missouri State	30

PRESEASON ALL-CUSA...

Cavan Reilly	G	Delaware
Mostapha El Moutaouakkil	G	Jax State
Simeon Cottle	G	Kennesaw St
Braedan Lue	F	Kennesaw St
Zach Cleveland	F	Liberty
Kaden Metheny	G	Liberty
Colin Porter	G	Liberty
Kaden Cooper	G	LA Tech
Kamari Lands	G	MTSU
Jemel Jones	G	NM State

KSU'S CONFERENCE USA PLAYERS OF THE WEEK

Player of the Week	Freshman of the Week
Simeon Cottle (Dec. 1)	Trey Simpson (Nov. 10)

KENNESAW STATE MEN'S BASKETBALL

GAME NOTES AT DELAWARE | SUNDAY, JANUARY 4 | NEWARK, DEL.



AP TOP 25

(Dec. 29)

Rank	Team	Record	Pts	LW
1	Arizona (38)	11-0	1428	1
2	Michigan (19)	11-0	1408	2
3	Iowa State (1)	12-0	1320	4
4	UConn	12-1	1281	5
5	Purdue	11-1	1174	6
6	Duke	11-1	1148	3
7	Gonzaga	12-1	1080	7
8	Houston	11-1	1061	8
9	Michigan State	11-1	985	9
10	BYU	11-1	966	10
11	Vanderbilt	12-0	810	13
12	North Carolina	11-1	806	12
13	Nebraska	12-0	704	15
14	Alabama	9-3	638	16
15	Texas Tech	9-3	588	19
16	Louisville	10-2	555	11
17	Kansas	9-3	494	17
18	Arkansas	9-3	470	14
19	Tennessee	9-3	460	20
20	Illinois	8-3	429	18
21	Virginia	10-1	252	T23
22	Florida	8-4	215	T23
23	Georgia	10-1	127	25
24	Southern Cal.	12-1	92	NR
25	Iowa	10-2	79	NR

COLLEGE INSIDER MID-MAJOR TOP 25

(December 29)

Rank	Team	Record	Pts	LW
1	Gonzaga (30)	13-1	774	1
2	Yale (1)	11-1	729	2
3	Miami	13-0	695	3
4	St. Mary's	12-2	693	4
5	Belmont	12-1	653	5
6	Akron	9-3	605	6
7	Northern Iowa	9-3	526	7
8	UC San Diego	11-2	510	8
9	Buffalo	11-2	453	9
10	Santa Clara	10-4	422	10\
11	High Point	12-3	417	11
12	Kent State	10-2	395	12
13	Hawaii	10-2	376	13
14	Liberty	8-3	363	14
15	Illinois State	10-3	344	15
16	UNCW	11-2	278	16
17	McNeese	10-2	259	17
18	N. Colorado	10-3	227	23
19	Murray State	10-3	213	18
20	Hofstra	9-4	175	19
21	Utah Valley	10-3	174	20
22	Cal Baptist	10-3	97	22
23	Kennesaw State	8-4	78	24
24	Seattle	11-3	71	21
25	Bradley	9-4	68	25

RV: New Mexico State, Middle Tennessee, Sam Houston, Western Kentucky

2

The Owls were been picked to finish 2nd this season in the CUSA preseason rankings.

76

KSU set a new school record for largest win margin in the 105-29 victory over Paine on in the season opener.

202

KSU's 102-100 overtime win at FGCU tied for the most combined points in a game in KSU history.

PLAYERS TO WATCH...

There's no hesitation when listing what players are the key to focus on from Kennesaw State with a pair of Preseason All-Conference USA members on the roster in senior guard **Simeon Cottle** and sophomore forward **Braedan Lue**.

One of the top scorers in the nation a season ago, Cottle has continued to pour in the baskets this year. He currently leads CUSA with 19.5 points per game, and is one of the top three-point shooters in the nation as well, ranking 13th in the nation in with 3.5 per game.

Lue turned in an outstanding freshmen season for the Black and Gold. Slowed by an injury from the preseason, he's putting up higher numbers each time out, currently registering 11.5 points and 6.3 rebounds per game while shooting 46.5% from the floor. He also ranks in the top five in CUSA in blocks per game after recording 17 in the first 13 contests.

Another sophomore making an impact this year is wing **Ramone Seals**. He's led the Owls in scoring several times this year, including a career-high 25 in the win over Rice, and currently is third in scoring for the season with 10.3 ppg while grabbing 5.8 boards per contest.

SCOUTING THE BLUE HENS...

Delaware has struggled in the first few months of the season, bringing a 4-9 record into Sunday's contest. That includes its current two-game losing streak, a 61-43 loss at Missouri State on Dec. 29 and Friday night's 67-64 loss at home to Jax State. Delaware is looking for its third home win of the season, having gone 2-5 in its first seven contests.

Leading the team in scoring Christian Bliss, one of four players averaging in double-figures with 14.8 points per game, while Justyn Fernandez is right behind at 14.6 ppg. They are followed by Macon Emory (12.6 ppg) and Tyler Houser (11.8 ppg), while Emory is pacing the team in rebounding at 7.5 rpg.

As a team, the Blue Hens are scoring just 66.1 points per game, and they are also sending their opponents to the line 18 trips a contest. Delaware also is holding a -3.1 turnover margin and a -2.9 rebound margin.

COTTLE NAMED TO MID-SEASON WATCH LIST...

Simeon Cottle's fast start to the season has resulted in national attention, as the leading scorer in Conference USA was named to the Lou Henson Early Season Watch List on Dec. 18. The award, presented annually to the top player in Division I mid-major college basketball, honors Lou Henson, the former Illinois and New Mexico State head coach who won 775 games in 41 seasons.

OWL FRESHMAN MAKING AN IMPACT...

A year ago, led by a pair of CUSA All-Freshman players, the Owls' freshman class ranked in the top five in the nation in both total points scored and percentage of overall points scored.

KSU's first-year players are again showing up, as in the 2025-26 season the quartet of Trey Simpson, Kaden Rickard, Darius Washington III and Amir Taylor have combined for 350 points, an average of 29.7 points per game. That ranks as the 15th-highest among all freshman classes in the nation in both categories.



KENNESAW STATE MEN'S BASKETBALL

GAME NOTES AT DELAWARE | SUNDAY, JANUARY 4 | NEWARK, DEL.



#1 IN TOTAL WINS IN THE PEACH STATE SINCE 2021-2022

KENNESAW STATE	81
UNIVERSITY OF GEORGIA	74
MERCER UNIVERSITY	68
GEORGIA TECH	67
GEORGIA SOUTHERN	67
GEORGIA STATE	60

CUSA

TOPS IN THE PEACH STATE...

Kennesaw State has been the most successful men's basketball program in the state over the past three seasons (since the start of the 2021-22), and the Owls' combined 81 wins over that stretch easily leads the Peach State's six Division I men's programs.

State of Georgia in '25-26 (as of Jan. 2)

Rank	Wins
1. Georgia	12
2. Georgia Southern	11
3. Georgia Tech	9
4. Kennesaw State	8
Mercer	8
6. *West Georgia	7
7. Georgia State	4

* - West Georgia is in its second year as a Division I program.

FIVE STRAIGHT WINS AGAINST IN-STATE RIVALS...

The Owls are riding a four-game win streak against in-state opponents Division I rivals, following a pair of wins over Georgia Southern and Georgia State in 2023-24, along with a road win at Mercer in the 2022-23 season and last year's 81-77 road win at Georgia State on Dec. 6, 2024. This year saw KSU claim a 93-69 victory over Georgia State on Dec. 6.

Prior to the win at Mercer, the Owls had lost 15 straight to Division I teams in the state of Georgia, dating back to the 2012-13 season.

TRIPLE DIGITS AGAIN? OWLS' OFFENSE IS UNSTOPPABLE...

The Owls have been scoring at a record-setting pace this season. KSU has totaled 1039 points so far, tied for the most ever by any CUSA team through the first 11 games of the season, along with the 2018-19 FIU squad.

The current scoring average of 94.5 points per game is way ahead of the all-time CUSA season scoring record of 86.2 ppg, set by Marshall in the 2015-16 season.

KSU has also reached the 100+ point mark four times already this season, setting a new school record in the process, as the previous record for most 100+ point games was three in the 2016-17 campaign.



LONG DAY FOR THE SCOREBOARD IN RECORD-SETTING GAME ...

The Owls played a rare weekday noon game at home on December 8, but they had no trouble finding the bottom of the basket, as they exploded for 65 first-half points on the way to a record-setting 121-point performance in the win over Southern Wesleyan at VyStar Arena. That set the mark for the most points ever scored in the D1 era at KSU, topping the previous mark of 117 set against Carver College on Nov. 15, 2021.

PLAYER OF THE WEEK? NO QUESTION ABOUT IT...

To no one's surprise, Simeon Cottle took home Conference USA Player of the Week honors on Dec. 1 after leading the Owls to the GEICO Coconut Hoops title. In the championship game, he set a new career-high with 33 points, and was perfect at the line hitting 14-of-14, including 8-of-8 in the road win at FGCU. He averaged 24.3 points per game for the three games.

He also became the first Owl to earn national weekly honors, as he was selected to the USWBA Oscar Robertson National Players of the Week squad for the week ending Nov. 30.

Talking about the new coaches challenge rule

Starting in the 2025-26 season, coaches can challenge certain plays by requesting an instant replay review—but only if their team has a timeout available.

Reviewable Situations Include:

- 1) Out-of-bounds calls
- 2) Goaltending/basket interference
- 3) Secondary defender inside the restricted-area arc



If the challenge is successful → The team keeps the timeout and earns one additional challenge for the rest of the game (including overtime).

If the challenge is unsuccessful → The team loses the timeout and can't challenge again for the rest of the game.

No timeout? No challenge.

KENNESAW STATE MEN'S BASKETBALL

GAME NOTES AT DELAWARE | SUNDAY, JANUARY 4 | NEWARK, DEL.



KENNESAW STATE BASKETBALL
ALL-TIME SCORING LEADERS

2,048	MARKETH CUMMINGS (2009-13)
1,683	HERMAN SMITH (1986-90)
1,657	TERRELL BURDEN (2019-24)
1,633	RONELL WOOTEN (2004-08)
1,461	SIMEON COTTLE (2022-)
1,453	COLUMBUS BALLARD (1990-91)
1,414	TYLER HOKER (2016-20)

CAREER RECORDS (DIVISION I ERA)

POINTS

Rk	Player	Years	Pts
1.	Markeith Cummings	2009-13	2048
2.	Terrell Burden	2019-24	1657
3.	Simeon Cottle	2022-	1461

POINTS PER GAME (min. 50 games played)

Rk	Player	Years	PPG
1.	Kendrick Ray	2015-17	19.9
2.	Markeith Cummings	2009-13	16.9
3.	Ronnell Wooten	2005-08	15.7
4.	Shuan Stegall	2006-08	14.4
5.	Chris Youngblood	2020-23	13.8
6.	Golden Ingle	2005-07	13.6
7.	James Scott	2015-18	13.4
8.	Simeon Cottle	2022-	13.3

3-PT SHOTS MADE

Rk	Player	Years	3PM
1.	Ronnell Wooten	2005-08	232
2.	Simeon Cottle	2022-	230

FREE THROWS MADE

Rk	Player	Years	FTM
1.	Markeith Cummings	2009-13	514
2.	Terrell Burden	2019-24	455
3.	Tyler Hoker	2016-20	370
4.	Simeon Cottle	2022-	307

FT PERCENTAGE (min. 2 FTs/game)

Rk	Player	Year	FT%
1.	Kelvin McConnell	2007-11	83.8
2.	Yonel Brown	2021-16	82.8
3.	Simeon Cottle	2022-	82.3

OWLS IN THE PROS (WEEKLY UPDATE - NOVEMBER 11)...



CHRIS YOUNGBLOOD (2020-23/Oklahoma City Thunder) is the first-ever former Owl to sign a NBA contract, to appear in a NBA game, and to score a point in a NBA contest. He has made 19 total appearances with 35 career points.

MARKEITH CUMMINGS
(2008-12 / Clube de Regatas do Flamengo - Brazil)



NIGEL PRUITT
(2012-16)
SBB Baskets Wolmirstedt - Germany



KENDRICK RAY
(2013-14)
Mykonou - Greece



ANDRE WEIR
(2024-25)
RASHI - Georgia



DEMOND ROBINSON
(2021-24)
Balkan - Bulgaria



TERRELL BURDEN
(2019-24)
New Castle - England



OWLS THRIVING IN BONUS BASKETBALL UNDER PETTWAY...

KSU has been stellar once the game's gone into extra time under Coach Pettway. In his three years with the Owls, the Black and Gold has played six games, and with a pair of wins in the GEICO Coconut Hoops (over Rice and FGCU), they are 5-1 in those games, including having won the last four straight.

Even more amazing, Pettway has more than half (five) of the Owls' all-time overtime victories (nine), dating back to the 2005-06 season (D1 era).

EAGLES DOWNED ONCE AGAIN...

No opponent dominated the Owls like FGCU did in the 2010s, at one point winning 15 straight games over KSU while the two were members of the Atlantic Sun. The Eagles won 21 of the first 28 contests as well. However, the tide started to turn in the 2020-21 season, as the Owls have now won six of the last seven meetings between the two teams. That includes a perfect 3-0 record under Coach Pettway, while Simeon Cottle has also never lost to the Eagles, as his record-setting performance ensured the Owls would prevail and move him to 4-0 all-time against FGCU.

OWLS ANNOUNCE THREE-PLAYER SIGNING CLASS...

Kennesaw State has made a priority of going after top high school talent as the building blocks of its program under Coach Pettway, and the Owls have brought in another strong early signing class as three players have signed to join KSU for the 2026-27 season.

The class is comprised of Levi Ball (West Columbia, S.C.), Zyree Brown (Austell, Ga.) and Kyler Theophile (Coral Springs, Fla.). With the addition of Brown, the Owls have now signed 11 players from the state of Georgia under Pettway since the spring of 2023, easily the most among all in-state Division I programs, while both Ball and Theophile are three-star recruits.

FRESHMAN OF THE WEEK? YEAH WE DO THAT...

In its first year as members of Conference USA, Kennesaw State dominated the Freshman of the Week awards, taking the honor home in 13 of the 18 total weeks.

The Owls have carried that over to this season, as in the first week of 2025-26, Trey Simpson picked up Freshman of the Year honors after averaging 14 points and 7.5 points per game in wins over Paine and Florida A&M while also knocking down seven-of-14 from three-point range.

KENNESAW STATE MEN'S BASKETBALL

GAME NOTES AT DELAWARE | SUNDAY, JANUARY 4 | NEWARK, DEL.



2025-26 HONORS

SIMEON COTTLE

USWBA

Oscar Robertson Players of the Week
(Dec. 1)

Lou Hensen Early Season Watch List

Conference USA

Player of the Week
(Dec. 1)

Preseason Player of the Year
Preseason All-Conference

BRAEDAN LUE

Conference USA

Preseason All-Conference

TREY SIMPSON

Conference USA

Freshman of the Week
(Nov. 10)

LOVE WINS AND AMIR ABDUR-RAHIM...

In October of 2024, the college basketball world suffered a huge loss with the passing of Coach Amir Abdur-Rahim, who engineered one of the most impressive turnarounds in NCAA history, taking the Owls from a one-win season to the 2023 NCAA Tournament in just three years. He then led South Florida to the 2023-24 American regular season championship title, the first-ever conference title for the Bulls.

In honor of Coach Amir, KSU and USF have started a series to honor the legacy of Coach Amir. This year's contest was played on Sunday, Nov. 16 in Kennesaw, while next year's contest will be played in Tampa at USF.



ROCKET CITY CLASSIC...

In a matchup that was anticipated the day Coach Antoine Pettway was hired as the Owls' head coach, Kennesaw State took on the Alabama Crimson Tide in the Rocket City Classic, a neutral contest on Sunday, Dec. 21 at VBC Prospt Arena, which is also the site of the Conference USA Basketball Championships.

Pettway is a Crimson Tide legend, having led the Tide to the Elite Eight in 2004, while he also played one year for the Huntsville Flight in the NBA Development League, who also played their games in Prospt Arena.

In the contest, the 16th-ranked Crimson Tide jumped out to a large halftime lead, before the Owls put together a 53-point second half to make the final margin just 11 points at 92-81.

EXPERIENCE? WE GOT PLENTY...

This season it's about experience, as the Owls return the second-highest number of starts and minutes from last year in Conference USA. In fact, KSU is one of only two teams, along with Liberty, that brings back more than 50% of its total starts and minutes played from a year ago.

COTTLE WITH PRESEASON RECOGNITION...

Simeon Cottle is an almost unanimous choice by every service and predictions to be this year's Conference USA Preseason Player of the Year, while he was also named to the Field of 68's Mid-Major All-American Second Team. The senior guard will be closing in on numerous school records this season, while he already set the school single season mark for most three-pointers in a season on the way to earning second team All-CUSA honors after finishing fourth in the conference with 18.0 points per contest. He is the first-ever Owl to be named a preseason conference player of the year in school history (D1 era).

41 YEARS OF BASKETBALL...

The 2024-25 season will mark the 40th season for men's basketball at Kennesaw State. The program started at the NAIA level in 1985-86 under Coach Phil Zenoni and went 146-143 in nine seasons with eight trips to the postseason before moving up to Division II in for the 1994-95 season. In their 11 years at the D2 level, the Owls went 198-124 and won the 2003-04 national championship. KSU joined D1 in 2005-06, and have one NCAA Tournament appearance as a D1 program (2022-23).

KENNESAW STATE MEN'S BASKETBALL

GAME NOTES AT DELAWARE | SUNDAY, JANUARY 4 | NEWARK, DEL.



OWL UNIFORMS



KENNESAW STATE BASKETBALL NATIONAL TELEVISION APPEARANCES

Date	Opponent	Outlet	Location	Results
Dec. 22, 2013	Indiana	Big 10 Network	Bloomington, Ind.	L, 90-66
Dec. 8, 2014	Butler	FS1	Indianapolis, Ind.	L, 91-51
Dec. 27, 2014	Illinois	Big 10 Network	Champaign, Ill.	L, 93-45
Nov. 16, 2015	LSU	ESPNU	Baton Rouge, La.	L, 91-69
Dec. 16, 2015	Louisville	ESPNU	Louisville, Ky.	L, 94-57
Dec. 22, 2015	Indiana	Big 10 Network	Bloomington, Ind.	L, 99-72
Dec. 29, 2019	Iowa	ESPNU	Iowa City, Iowa	L, 93-51
Dec. 4, 2020	Creighton	FS1	Omaha, Neb.	L, 93-58
Nov. 11, 2021	Creighton	FS1	Omaha, Neb.	L, 51-44
Dec. 23, 2021	Wake Forest	ACC Network	Winston-Salem, N.C.	L, 92-61
Dec. 22, 2021	Nebraska	ESPNU	Lincoln, Neb.	L, 88-74
Dec. 23, 2022	Indiana	Big 10 Network	Bloomington, Ind.	L, 69-55
March 5, 2023	Liberty	ESPN2	Kennesaw, Ga.	W, 67-66
March 17, 2023	Xavier	TruTV	Greensboro, N.C.	L, 72-67
Nov. 24, 2024	Rutgers	CBS Sports Network	Kennesaw, Ga.	W, 79-77
Jan. 30, 2025	Liberty	CBS Sports Network	Kennesaw, Ga.	L, 76-68
March 2, 2025	Liberty	CBS Sports Network	Lynchburg, Va.	W, 85-80
March 15, 2025	Liberty	CBS Sports Network	Huntsville, Ala.	L, 81-79
January 2, 2026	Liberty	ESPNU	Lynchburg, Va.	L, 81-73
February 12, 2026	Middle Tenn.	CBS Sports Network	Kennesaw, Ga.	
March 5, 2026	UTEP	CBS Sports Network	El Paso, Texas	

19 All-Time Appearances (3-16 all-time record)

**CBS SPORTS
NETWORK**

ESPN 2



**BIG
NETWORK**

truTV

**ACCN
ESPN**

KENNESAW STATE MEN'S BASKETBALL

GAME NOTES AT DELAWARE | SUNDAY, JANUARY 4 | NEWARK, DEL.



VyStar ARENA



RECORD-SETTING ATTENDANCE...

The Owls recorded the first-ever men's basketball sellout in school history when it hosted the 2023 ASUN Championship game over Liberty, as 3,805 crowded VyStar Arena to watch KSU claim its first-ever Atlantic Sun Conference championship. The excitement has carried in the Antoine Pettway era as the Owls have recorded nine of the top 15 highest home attendances in his three years leading the Owls, including two more complete sellouts.

Top 15 - Kennesaw State Men's Basketball Attendance (through Nov. 16, 2025)

1.	3,805	Rutgers	Nov. 24, 2024
	3,805	Georgia State	Dec. 2, 2023
	3,805	Liberty (ASUN Championship)	March 5, 2023
4.	3,184	Georgia Tech	Nov. 15, 2010
5.	3,151	Liberty	Jan. 30, 2025
6.	3,137	Lipscomb (ASUN Semifinal)	March 2, 2023
7.	3,064	Georgia State	Dec. 6, 2025
8.	3,059	Liberty	Feb. 16, 2023
9.	2,733	Oakwood	Nov. 7, 2023
10.	2,405	Toccoa Falls	Nov. 5, 2024
11.	2,378	Mercer	Feb. 2, 2010
12.	2,357	Eastern Kentucky	Feb. 3, 2024
13.	2,322	Queens (ASUN Quarterfinals)	Feb. 28, 2023
14.	2,242	Western Kentucky	Feb. 6, 2025
15.	2,167	South Florida	Nov. 17, 2025

HOME COURT ADVANTAGE...

Opposing teams have dreaded coming into VyStar Arena over the past four years, as the Owls have the second-best home court record in Conference USA since the start of the 2022-23 season. KSU has lost just **NINE** total games during that run, which includes a 15-1 mark in 2022-23, and last year's 12-3 run.

Home Court Records since 2022-23 (Through Jan. 2)

	School	Record	Pct.	Streak
1.	Liberty	50-7	.877	W7
2.	Kennesaw State	41-9	.820	W3
3.	Louisiana Tech	44-12	.786	W9
4.	Western Kentucky	40-13	.755	W1
	Middle Tennessee	40-13	.755	W3
6.	Sam Houston	42-16	.724	W6
7.	New Mexico State	33-15	.688	W7
8.	UTEP	40-20	.667	L1
	Jacksonville State	34-17	.667	W1
10.	Missouri State	33-19	.635	W4
11.	FIU	35-24	.593	W1
12.	Delaware	28-22	.560	L2



VyStar Arena



**VyStar
ARENA**

VyStar Arena is located within the Kennesaw State Convocation Center, which first opened in 2005. The multi-purpose arena plays host to KSU men's and women's basketball as well as the Owls' volleyball squad.

On August 12, 2025, KSU and VyStar Credit Union announced a multi-year partnership that includes naming rights of the arena, a 10-year, \$4 million partnership.

KENNESAW STATE MEN'S BASKETBALL

GAME NOTES AT DELAWARE | SUNDAY, JANUARY 4 | NEWARK, DEL.



2025-26 KSU DOUBLE DOUBLES

Frankquon Sherman.....3
12/21 vs Alabama..... 12 pts, 11 rebs
12/17 at Middle Tennessee... 11 pts, 15 rebs
12/2 vs Jackson State 16 pts, 12 rebs

Braedan Lue2
12/21 vs Alabama..... 12 pts, 10 rebs
11/12 vs Point..... 14 pts, 10 rebs

Kaden Rickard1
12/2 vs Point 11 pts, 10 rebs

Ramone Seals.....1
11/3 vs Paine College..... 12 pts, 10 rebs

Trey Simpson.....1
11/12 vs Point..... 15 pts, 10 rebs

Amir Taylor1
12/6 vs Georgia State 18 pts, 12 rebs

CONFERENCE USA DOUBLE DOUBLES

Zach Cleveland (Liberty)..... 4
Macon Emory (Delaware)..... 4
Torey Alston (MTSU) 3
Kaden Cooper (LA Tech)..... 3
Frankquon Sherman (KSU)..... 3
Corey Stephenson (FIU) 3
AJ Bates (LA Tech)..... 2
Armelo Boone (WKU)..... 2
Eric Dibami (FIU)..... 2
Mostapha El Moutaouakkil (Jax State)..... 2
Tyler Houser (Delaware)..... 2
Veljko Ilic (Sam Houston) 2
Braedan Lue (KSU) 2
Kashie Natt (Sam Houston) 2
Michael Osei-Bonsu (Missouri St) 2
Keith Palek III (Missouri State)..... 2
Bryant Selebangue (WKU)..... 2
Jamal West Jr. (UTEP)..... 2
.....
Kaden Rickard (KSU) 1
Ramone Seals (KSU)..... 1
Trey Simpson (KSU) 1
Amir Taylor (KSU)..... 1

Paine
at FAMU
Point
USF
vs Rice
vs ORU
vs FGCU
Jackson St
Georgia St
S. Wesleyan
at MTSU
vs Alabama
at Liberty
at Delaware
Missouri St
Jax State
FIU
at WKU
at SHSU
at LA Tech
WKU
NMSU
at Jax State
MTSU
SHSU
at Missouri St
LA Tech
Liberty
Delaware
at UTEP
at NMSU

KSU STARTING LINEUPS (points scored)

Johnson (6)	Cottle (17)	Seals (12)	Sherman (2)	Lue (8)
Johnson (18)	Cottle (12)	Seals (18)	Sherman (11)	Taylor (3)
Johnson (13)	Cottle (16)	Seals (8)	Sherman (6)	Lue (14)
Johnson (11)	Cottle (25)	Seals (5)	Sherman (7)	Lue (12)
Rickard (5)	Cottle (25)	Seals (25)	Lue (4)	Smith (4)
Rickard (14)	Cottle (15)	Seals (3)	Lue (17)	Smith (5)
Rickard (9)	Cottle (33)	Seals (10)	Lue (19)	Smith (0)
Rickard (11)	Cottle (28)	Seals (13)	Lue (4)	Taylor (1)
Rickard (12)	Cottle (7)	Seals (12)	Lue (15)	Taylor (18)
Rickard (14)	Cottle (22)	Seals (5)	Lue (12)	Taylor (8)
Rickard (3)	Cottle (12)	Seals (0)	Lue (20)	Taylor (6)
Rickard (0)	Cottle (20)	Simpson (2)	Lue (12)	Taylor (5)
Cottle (22)	Seals (13)	Simpson (0)	Lue (11)	Taylor (9)

LEAD / DEFICIT COMPARISON + RUN TRACKER

	Biggest Lead	Biggest Deficit	Biggest Run	Results
Paine	76 (2nd - 0:00)	- (-)	22-0	W, 105-29
at Florida A&M	22 (2nd - 1:30)	3 (1st - 11:47)	22-0	W, 92-72
Point	51 (2nd - 0:00)	- (-)	13-0	W, 111-60
USF	- (-)	19 (2nd - 0:00)	9-0	L, 108-89
vs Rice	7 (1st - 9:33)	11 (2nd - 14:30)	7-0	W, 89-84 (OT)
vs Oral Roberts	8 (1st - 12:45)	9 (2nd - 0:56)	7-0	L, 91-83
at FGCU	8 (1st - 16:38)	8 (2nd - 15:32)	8-0	W, 102-100 (OT)
Jackson St	25 (2nd - 14:35)	9 (1st - 13:29)	17-0	W, 88-73
Georgia St	28 (2nd - 1:27)	- (-)	11-0	W, 92-69
S. Wesleyan	59 (2nd - 7:56)	- (-)	12-0	W, 121-66
at MTSU	2 (1st - 19:34)	14 (2nd - 14:06)	10-0	L, 68-67
vs Alabama	- (-)	30 (2nd - 17:45)	5-0	L, 92-81
at Liberty	1 (1st - 20:00)	17 (1st - 1:29)	12-0	L, 81-73
at Delaware				
Missouri St				
Jax State				
FIU				
at WKU				
at SHSU				
at LA Tech				
WKU				
NMSU				
at Jax State				
MTSU				
SHSU				
at Missouri St				
LA Tech				
Liberty				
Delaware				
at UTEP				

KENNESAW STATE MEN'S BASKETBALL

GAME NOTES AT DELAWARE | SUNDAY, JANUARY 4 | NEWARK, DEL.



ACTIVE STREAKS...

Consecutive Made Free Throws

RJ Johnson	4
Simeon Cottle	3
Trey Simpson	2
Darius Washington III	1
Braedan Lue	1
Frankquon Sherman	1
Kaden Rickard	1
Eric Holland	1

Consecutive Games with a Made 3-pt FG

Simeon Cottle	24
RJ Johnson	1
Ramone Seals	1
Frankquon Sherman	1
Kaden Rickard	1

Consecutive Games Double-Figures Pts

Braedan Lue	5
Simeon Cottle	4
Ramone Seals	2

DUNK TRACKER

Paine College	2
Florida A&M	2
Point University	4
USF	4
Rice	1
Oral Roberts	1
FGCU	2
Jackson State	5
Georgia State	0
Southern Wesleyan	4
Middle Tennessee	2
Alabama	0
Liberty	0
Delaware	
Missouri State	
Jacksonville State	
FIU	
Western Kentucky	
Sam Houston	
LA Tech	
Western Kentucky	
NM State	
Jacksonville State	
Middle Tennessee	
Sam Houston	
Missouri State	
LA Tech	
Liberty	
Delaware	
UTEP	
New Mexico State	

SPECIALITY STATS

	Paint	POT	2ND	FB	BEN	TL	TT	LC
<i>Paine</i>	38	13	19	10	60	39:42	0	0
<i>at FAMU</i>	46	7	6	20	30	34:58	3	2
<i>Point</i>	54	29	29	24	54	39:49	0	0
<i>USF</i>	40	6	22	17	29	0:00	0	0
<i>vs Rice</i>	34	19	14	13	26	15:11	11	10
<i>vs ORU</i>	34	15	12	8	29	22:09	9	3
<i>at FGCU</i>	34	15	9	19	31	22:22	12	14
<i>Jackson St</i>	36	16	26	9	31	29:44	0	1
<i>Georgia St</i>	38	15	11	9	28	38:52	1	0
<i>S. Wesleyan</i>	54	44	33	20	60	39:34	0	0
<i>at MTSU</i>	40	9	13	5	26	1:30	1	1
<i>vs Alabama</i>	38	10	18	11	42	0:00	0	0
<i>at Liberty</i>	32	11	19	2	18	0:14	4	1
<i>at Delaware</i>								
<i>Missouri St</i>								
<i>Jax State</i>								
<i>FIU</i>								
<i>at WKU</i>								
<i>at SHSU</i>								
<i>at LA Tech</i>								
<i>WKU</i>								
<i>NMSU</i>								
<i>at Jax St</i>								
<i>MTSU</i>								
<i>SHSU</i>								
<i>Missouri St</i>								
<i>LA Tech</i>								
<i>Liberty</i>								
<i>Delaware</i>								
<i>at UTEP</i>								
<i>at NMSU</i>								

POT = Points Off Turnovers / FB = Fast Break / BEN = Bench Points / TL = Time Led
TT = Times Tied / LC = Lead Changes

WIN/LOSS MARGINS

	1	2	3	4	5	6	7	8	9	10	11-14	15-19	20-29	30+
Wins (8)	-	1	-	-	1	-	-	-	-	-	-	1	2	3
Losses (5)	1	-	-	-	-	-	-	2	-	-	1	1	-	-

LARGEST LEADS / DEFICITS

Largest Margin of Victory

76..... Paine College (11/3)

Largest Margin of Defeat

19..... South Florida (11/16)

Largest Overall Lead

76..... Paine College (11/3)

Largest Overall Deficit

30..... vs Alabama (12/21)

Largest Halftime Lead

50..... Paine College (11/3)

Largest Halftime Deficit

26..... vs Alabama (12/21)

Largest Lead in a Loss

8..... vs Oral Roberts (11/25)

Largest Deficit in a Win

3..... at Florida A&M (11/8)

Largest Halftime Lead in a Loss

.....

Largest Halftime Deficit in a Win

1..... vs Rice (11/24)

Largest Kennesaw State Run

23..... Paine College (11/3)

Largest Opponent Run

11..... vs Oral Roberts (11/25)



KENNESAW STATE MEN'S BASKETBALL

GAME NOTES AT DELAWARE | SUNDAY, JANUARY 4 | NEWARK, DEL.



KSU'S RECORD WHEN...

At home.....	5-1
On the road.....	2-2
Neutral court.....	1-2
Afternoon.....	4-3
Night.....	4-2
Overtime.....	2-0
On TV.....	0-1
vs the Top-25.....	0-1
vs the American.....	1-1
vs the Atlantic Sun.....	1-0
vs the SEC.....	0-1
vs the Summit League.....	0-1
vs the Sun Belt.....	1-0
vs the SWAC.....	2-0
vs Non-DI.....	3-0
on Mondays.....	3-0
on Tuesdays.....	1-1
on Wednesdays.....	2-1
on Thursdays.....	0-0
on Fridays.....	0-1
on Saturdays.....	2-0
on Sundays.....	0-2
in November.....	5-2
in December.....	3-2
in January.....	0-1
in February.....	0-0
in March.....	0-0
Leading at halftime.....	7-0
Trailing at halftime.....	1-5
Tied at halftime.....	0-0
Better FG percentage.....	7-1
Worse FG percentage.....	1-4
KSU shoots 50 percent or better.....	6-0
KSU shoots less than 50 percent.....	2-5
More free throws made.....	3-0
Same or less free throws made.....	5-5
More FTs made then opp attempts.....	1-0
More 3-pt FGs made.....	7-1
Same or less 3-pt FGs made.....	1-4
More rebounds.....	7-5
Same or fewer rebounds.....	1-0
More turnovers.....	3-3
Same or fewer turnovers.....	5-2
When scoring in the 40s or under.....	0-0
When scoring in the 50s.....	0-0
When scoring in the 60s.....	0-1
When scoring in the 70s.....	0-1
When scoring in the 80s.....	2-3
When scoring in the 90s.....	2-0
When scoring in the 100s.....	4-0
Opponent scores in the 40s or under.....	1-0
Opponent scores in the 50s.....	0-0
Opponent scores in the 60s.....	3-1
Opponent scores in the 70s.....	2-0
Opponent scores in the 80s.....	1-1
Opponent scores in the 90s.....	0-2
Opponent scores in the 100s.....	1-1
Game decided by 1-3 points.....	1-1
Game decided by 4-9 points.....	1-2
Game decided by 10-14 points.....	0-1
Game decided by 15 or more points.....	6-1
Wearing white.....	7-0
Wearing gold.....	0-3
Wearing black.....	1-2

THE LAST TIME

Scored 100+ pts.....	121 (121-66), Southern Wesleyan (12-8-25)
Held opponent under 50 pts.....	29 (105-29), Paine College (11-3-25)
Won by 30+ pts.....	35 (112-77), Brewton-Parker (12-29-24)
Won by 40+ pts.....	49 (110-61), Toccoa Falls (11-5-24)
Won by 50+ pts.....	55 (121-66), Southern Wesleyan (12-8-25)
Made 55%+ FG.....	56.8% (46-81), Southern Wesleyan (12-8-25)
Held opponent under 30%.....	27.1% (19-of-70), Georgia State (12-6-25)
Made 50%+ 3-pt. FGs.....	50.0% (13-of-26), Stetson (1-10-24)
Made 65%+ 3-pt. FGs.....	71.4% (10-14) vs. Rider (12-14-16)
Held opponent under 10% 3-pts.....	8.7% (2-23), Paine College (11-3-25)
Made 13+ 3-pt FGs.....	15, at Sam Houston (2-15-25)
Made 16+ 3-pt FGs.....	18, Southern Wesleyan (12-8-25)
Held opponent under five 3-pt FGs.....	4-of-19, at Florida A&M (11-8-25)
Made 85%+ FT.....	95.7% (22-23), vs Kent State (11-30-24)
Attempted 40+ FTs.....	41, vs Georgia Southern (11-19-23)
Attempted 50+ FTs.....	55, Mercer (1-5-13)
Made 30+ FTs.....	33, Abilene Christian (11-20-23)
Had 50+ rebounds.....	50, Georgia State (12-6-25)
+20 rebound margin.....	+20 (45-25), Southern Wesleyan (12-8-25)
+30 rebound margin.....	+31 (63-32), Point University (11-12-24)
Had 25+ assists.....	26, Brewton-Parker (12-29-24)
Forced 20+ TOs.....	20, Brewton-Parker (12-29-24)
Forced 25+ TOs.....	26, Brewton-Parker (11-14-22)
Blocked 10+ shots.....	10, at New Mexico State (1-23-25)
Committed under 5 TOs.....	4, Jacksonville (1-24-22)
Had 10+ steals.....	13, Southern Wesleyan (12-8-25)
Had 15+ steals.....	15, Central Arkansas (12-31-22)
Went to OT.....	W, 102-100 (OT), at FGCU (11-26-25)
Went to 2OT.....	W, 90-84 (2OTs), at Bellarmine (2-2-23)
Went to 3OT+.....	L, 82-81 (3 OTs), at Eastern Kentucky (2-3-22)
Played a ranked opponent.....	12-21-25 vs #16 Alabama (L, 92-81)
Beat a ranked opponent.....	11-24-24 vs #24 Rutgers (W, 79-77)

KENNESAW STATE ...

AN OWL ...

Scored 25+ points.....	Trey Simpson (26), Southern Wesleyan (12-8-25)
Scored 30+ points.....	Simeon Cottle (33), at FGCU (11-26-25)
Scored 35+ points.....	Terrell Burden (37) vs North Alabama (1-24-24)
Five players in double-figures.....	Simeon Cottle (20), RJ Johnson (16), Braedan Lue (12), Frankquon Sherman (12), Ramone Seals (10) vs Alabama (12-21-25)
Two players w-20+ pts.....	Trey Simpson (26), Simeon Cottle (22) Southern Wesleyan (12-8-25)
Three players w-20+ pts.....	Demond Robinson (22), Jamel King (22), Simeon Cottle (20) at Presbyterian (12-16-23)
Had 15+ rebounds.....	Frankquon Sherman (15), at Middle Tennessee (12-17-25)
Had 20+ rebounds.....	Aubrey Williams (20) vs. Brewton Parker (11-14-16)
Three players w-10+ rebs.....	Aubrey Williams (13), Jordan Jones (10), Kendrick Ray (10), vs North Florida (2-18-17)
Had 10+ assists.....	10, Terrell Burden at FGCU (2-22-24)
Had 12+ assists.....	13, Terrell Burden, Bellarmine (2-1-24)
Had 14+ assists.....	14, Golden Ingle vs. Jacksonville (1-16-06)
Had 5+ steals.....	5, Simeon Cottle, Southern Wesleyan (12-8-25)
Had 6+ steals.....	6, Spencer Dixon vs. Belmont (2-20-09)
Had 7+ steals.....	7, Andre Morgan at Mercer (12-2-06)
Had 4+ blocks.....	4, Braedan Lue vs NM State (3-13-25)
Had 5+ blocks.....	5, Andre Weir vs. New Mexico State (1-23-25)
Made 5+ 3-pt. FGs.....	5, Simeon Cottle, at Liberty (1-2-26)
Made 7+ 3-pt. FGs.....	8, Simeon Cottle, Brewton-Parker (12-29-24)
Made 10+ FTs.....	11, Kaden Rickard vs Jackson State (12-2-25)
Recorded a double-double.....	Frankquon Sherman (11 pts, 15 rebs), at Middle Tennessee (12-17-25)
Two players w/double-doubles.....	Frankquon Sherman (12 pts, 11 rebs), Braedan Lue (12 pts, 10 rebs), vs Alabama (12-21-25)



KENNESAW STATE MEN'S BASKETBALL

GAME NOTES AT DELAWARE | SUNDAY, JANUARY 4 | NEWARK, DEL.



2025-26 SUPERLATIVES

Individual Highs

Points	33, at FGCU (11/26)
Field Goals	10, Trey Simpson, Southern Wesleyan (12/8)
Field Goals Attempted	19, Simeon Cottle, Jackson State (12/2)
FG % (min. 10 atpts)	70.0% (7-10), Amir Taylor, Georgia State (12/6)
3-pt FGs	6, Simeon Cottle, Southern Wesleyan (12/8)
3-pt FGs Attempted	15, Simeon Cottle, at Liberty (1/2)
3-pt FGs % (min. 5 atpts)	62.5% (5-8), Simeon Cottle, twice
Free Throws	14, Simeon Cottle, at FGCU (11/26)
Free Throws Attempted	16, Simeon Cottle, South Florida (11/16)
Free Throw % (min. 8 atpts)	100.0% (14-14), Simeon Cottle, at FGCU (11/26)
Rebounds	15, Frankquon Sherman, at Middle Tennessee (12/17)
Assists	9, Simeon Cottle, at Liberty (1/2)
Blocks	4, Braedan Lue, South Florida (11/16)
Steals	5, Simeon Cottle, Southern Wesleyan (12/8)
Minutes Played	36, twice

Kennesaw State Superlatives

Points	121, Southern Wesleyan (12/8)
First Half Points	65, Southern Wesleyan (12/8)
Second Half Points	59, Point University (11/12)
Field Goals	46, Southern Wesleyan (12/8)
Field Goals Attempted	81, Southern Wesleyan (12/8)
Field Goal Percentage	56.8% (46-81), Southern Wesleyan (12/8)
3-pt FGs	18, Southern Wesleyan (12/8)
3-pt FGs Attempted	42, Southern Wesleyan (12/8)
3-pt FG Percentage	47.2% (17-36), Paine College (11/3)
Free Throws	29, at FGCU (11/26)
Free Throws Attempted	39, South Florida (11/16), Jackson State (12/2)
Free Throw Percentage	81.8% (18-22), at Middle Tennessee (12/17)
Rebounds	63, twice
Assists	23, Point University (11/12)
Blocks	9, Jackson State (12/2)
Steals	13, Southern Wesleyan (12/8)
Turnovers	19, at FGCU (11/26), Georgia State (12/6)
Personal Fouls	29, at FGCU (11/26)
Points in the Paint	54, Point University (11/12), Southern Wesleyan (12/8)
Points off Turnovers	44, Southern Wesleyan (12/8)
2nd Chance Points	33, Southern Wesleyan (12/8)
Bench Points	60, Paine College (11/3), Southern Wesleyan (12/8)
Fast Break Points	24, Point University (11/12)

Opponent Superlatives

Points	108, South Florida (11/16)
First Half Points	56, South Florida (11/16)
Second Half Points	54, vs Oral Roberts (11/25)
Field Goals	32, vs Alabama (12/21)
Field Goals Attempted	73, Paine College (11/3), vs Alabama (12/21)
Field Goal %	56.3% (27-48), vs Oral Roberts (11/25)
3-pt FGs	13, vs Oral Roberts (11/25)
3-pt FGs Attempts	33, South Florida (11/16)
3-pt FG %	61.9% (13-21), vs Oral Roberts (11/25)
Free Throws	38, South Florida (11/16)
Free Throws Attempted	46, South Florida (11/16)
Free Throw % (min 10 attempts)	89.7% (26-29), Jackson State (12/2)
Rebounds	41, three times
Assists	17, vs Alabama (12/21)
Blocks	11, at Middle Tennessee (12/17)
Steals	13, Georgia State (12/6)
Turnovers	20, vs Oral Roberts (11/25), Southern Wesleyan (12/8)
Personal Fouls	28, South Florida (11/16)
Points in the Paint	44, South Florida (11/16)
Points off Turnovers	22, vs Alabama (12/21)
2nd Chance Points	20, Georgia State (12/6)
Bench Points	54, at FGCU (11/26)
Fast Break Points	22, at Florida A&M (11/8)

Opponent

42, Jordan Ellerbee, at FGCU (11/26)
13, Jordan Ellerbee, at FGCU (11/26)
18, three times
80.0% (8-10), Aiden Sherrell, vs Alabama (12/21)
5, Jordan Ellerbee, at FGCU (11/26)
9, Ayoub Berth, Georgia State (12/6)
80.0% (4-5), O'Brien Watkins, Point Univ. (11/12)
12, Daeshun Ruffin, Jackson State (12/2)
14, Jordan Ellerbee, at FGCU (11/26)
92.3% (12-13), Daeshun Ruffin, Jackson St (12/2)
11, Izaiyah Nelson, South Florida (11/16)
8, Rahmir Barno, at FGCU (11/26)
6, Torey Alston, at Middle Tennessee (12/17)
4, three times
40, Wes Enis, South Florida (11/16)

Lows

67, at Middle Tennessee (12/17)
28, vs Alabama (12/21)
35, at FGCU (11/26)
23, at Middle Tennessee (12/17)
57, Point University (11/12)
33.8% (27-80), at Liberty (1/2)
3, at Middle Tennessee (12/17)
20, three times
15.0% (3-20), at Middle Tennessee (12/17)
9, at Liberty (1/2)
13, at Liberty (1/2)
.444 (16-36), Point University (11/12)
32, vs Oral Roberts (11/25) 8)
7, vs Oral Roberts (11/25)
3, three times
5, three times
7, Southern Wesleyan (12/8)
7, Paine College (11/3)
32, at Liberty (1/2)
6, South Florida (11/16)
6, at Florida A&M (11/8)
18, at Liberty (1/2)
2, at Liberty (1/2)


Lows

29, Paine College (11/3)
10, Paine College (11/3)
19, Paine College (11/3)
12, Paine College (11/3)
48, vs Oral Roberts (11/25)
16.4% (12-73), Paine College (11/3)
2, Paine College (11/3)
18, Point University (11/12)
8.7% (2-23), Paine College (11/3)
3, Paine College (11/3)
6, Paine College (11/3)
50.0% (3-6), Paine College (11/3)
25, Southern Wesleyan (12/8)
4, Paine College (11/3)
0, Point University (11/12), Sou. Wesleyan (12/8)
4, Point University (11/12)
8, vs Alabama (12/21)
12, Southern Wesleyan (12/8)
10, Point University (11/12)
3, Paine College (11/3)
2, Paine College (11/3)
10, at Middle Tennessee (12/17)
0, Paine College (11/3)



KENNESAW STATE MEN'S BASKETBALL

GAME NOTES AT DELAWARE | SUNDAY, JANUARY 4 | NEWARK, DEL.



SEASON & CAREER HIGHS

POINTS

Season 25, vs Rice (11/24)
Career 25, vs Rice (11/24/25)

FIELD GOALS

Season 8, vs Rice (11/24)
Career 8, vs Rice (11/24/25)

FREE THROWS

Season 6, twice
Career 6, twice

THREE-POINTERS

Season 3, at Liberty (1/2)
Career 6, Toccoa Falls (11/5/24)

REBOUNDS

Season 10, Paine (11/3)
Career 10, Paine (11/3/25)

ASSISTS

Season 3, Paine (11/3)
Career 3, twice

STEALS

Season 1, five times
Career 2, vs UC Irvine (11/28/24)

BLOCKS

Season 2, three times
Career 2, three times

MINUTES

Season 38, vs Rice (11/24)
Career 38, vs Rice (11/24/25)

MISC STATS (SEASON/CAREER)

10+ Points 7/9
20+ Points 1/1
KSU Leading Scorer 2/2
10+ Rebounds 1/1
KSU Leading Rebounder 3/3
2+ Blocks 2/2
3+ Assists 0/0
3+ Steals 0/0
3+ Three-Pointers 1/2
Double-Doubles 1/1

#0 • RAMONE SEALS

6-6 • 228 • So. • Guard • Tampa, Fla.

📷 @ramoneseals

CAREER STATISTICS

SEALS, Ramone

				Field Goals		3-Point		F-Throws		Rebounds				Scoring						
SEASON	TEAM	GP-GS	MIN/AVG	FG-FGA	FG%	3FG-3FGA	3FG%	FT-FTA	FT%	OFF	DEF	TOT	AVG	PF-FO	A	TO	BLK	STL	PTS	AVG
2024-25	KennSt	18-0	167/9.3	19-41	.463	5-17	.294	10-20	.500	5	12	17	0.9	9-0	10	10	1	7	53	2.9
2025-26	KennSt	13-12	272/20.9	43-97	.443	16-46	.348	32-40	.800	19	56	75	5.8	20-0	7	6	6	5	134	10.3
TOTAL		31-12	439/14.2	62-138	.449	21-63	.333	42-60	.700	24	68	92	3.0	29-0	17	16	7	12	187	6.0

GAME BY GAME STATISTICS

Opponent	Date	GS	MIN	Total		3-Pointers		Free throws		Rebounds				PF	A	TO	BLK	STL	PTS	AVG
				FG-FGA	PCT	3FG-3FGA	PCT	FT-FTA	PCT	OFF	DEF	TOT	AVG							
Paine	11/03/2025	*	17:04	3-7	.429	2-4	.500	4-5	.800	2	8	10	10.0	1	3	0	0	1	12	12.0
at Florida A&M	11/08/2025	*	22:13	7-8	.875	2-3	.667	2-2	1.000	2	7	9	9.5	1	0	1	0	0	18	15.0
Point U.	11/12/2025	*	11:22	3-8	.375	1-3	.333	1-2	.500	2	2	4	7.7	0	0	0	0	1	8	12.7
South Fla.	11/16/2025	*	12:17	2-6	.333	1-5	.200	0-0	.000	0	1	1	6.0	2	0	0	0	0	5	10.8
vs Rice	11/24/2025	*	37:28	8-14	.571	2-6	.333	7-7	1.000	2	6	8	6.4	4	2	1	2	1	25	13.6
vs Oral Roberts	11/25/2025	*	16:30	1-4	.250	1-2	.500	0-0	.000	1	3	4	6.0	1	0	2	0	0	3	11.8
at FGCU	11/26/2025	*	20:27	2-8	.250	0-0	.000	6-6	1.000	3	2	5	5.9	2	0	0	0	1	10	11.6
Jackson St.	12/02/2025	*	24:37	5-9	.556	2-4	.500	1-5	.200	2	5	7	6.0	2	1	2	2	1	13	11.8
Georgia St.	12/06/2025	*	18:52	3-6	.500	1-3	.333	5-6	.833	0	6	6	6.0	2	0	0	2	0	12	11.8
Southern Wesleyan	12/08/2025	*	19:40	2-6	.333	1-5	.200	0-0	.000	0	3	3	5.7	1	1	0	0	0	5	11.1
at Middle Tenn.	12/17/2025	*	18:08	0-1	.000	0-1	.000	0-0	.000	0	1	1	5.3	2	0	0	0	0	0	10.1
vs Alabama	12/21/2025	*	17:01	2-6	.333	0-3	.000	6-7	.857	2	6	8	5.5	1	0	0	0	0	10	10.1
at Liberty	01/02/2026	*	36:04	5-14	.357	3-7	.429	0-0	.000	3	6	9	5.8	1	0	0	0	0	13	10.3
Totals		12	271:43	43-97	.443	16-46	.348	32-40	.800	19	56	75	5.8	20	7	6	6	5	134	10.3

PLAYER NOTES

- ◆ Posted 13 points and nine rebounds at Liberty (Jan. 2).
- ◆ Exploded for 25 points on 8-of-14 shooting (7-of-7 at the line) in the overtime win over Rice (Nov. 24). Also added eight rebounds and a career-high two blocks in the contest.
- ◆ Tied his career-high with 18 points in the road win at Florida A&M (Nov. 8).
- ◆ Recorded his first career double-double with 12 points and a career-high 10 rebounds against Paine College (Nov. 3).



10+ Points	4/4
20+ Points	1/1
KSU Leading Scorer	2/2
10+ Rebounds	1/1
KSU Leading Rebounder	1/1
2+ Blocks	0/0
3+ Assists	0/0
3+ Steals	0/0
3+ Three-Pointers	2/2
Double-Doubles	1/1

 @litrey24

				Field Goals		3-Point		F-Throws		Rebounds								Scoring		
SEASON	TEAM	GP-GS	MIN/AVG	FG-FGA	FG%	3FG-3FGA	3FG%	FT-FTA	FT%	OFF	DEF	TOT	AVG	PF-FO	A	T	BLK	STL	PTS	AVG
2025-26	KennSt	13-2	262/20.2	40-86	.465	20-57	.351	11-15	.733	22	42	64	4.9	17-0	6	15	9	7	111	8.5
TOTAL		13-2	262/20.2	40-86	.465	20-57	.351	11-15	.733	22	42	64	4.9	17-0	6	15	9	7	111	8.5

Opponent	Date	GS	MIN	Total	3-Pointers	Free throws	Rebounds	PF	A	TO	BLK	STL	PTS	AVG						
				FG-GA	PCT	3FG-3FGA	PCT	FT-FTA	PCT	OFF	DEF	TOT	AVG							
Paine	11/03/2025		22:03	6-10	.600	5-9	.556	1-2	.500	2	4	6	6.0	1	0	2	0	18	18.0	
at Florida A&M	11/08/2025		18:33	3-6	.500	2-5	.400	0-0	.000	0	8	8	7.0	0	0	0	1	0	8	13.0
Point U.	11/12/2025		22:33	6-11	.545	3-5	.600	0-1	.000	6	4	10	8.0	1	2	3	1	0	15	13.0
South Fla.	11/16/2025		25:06	3-8	.375	0-4	.000	5-6	.833	2	6	8	8.0	2	1	1	1	0	11	13.0
vs Rice	11/24/2025		09:52	2-2	1.000	2-2	1.000	3-3	1.000	1	0	1	6.6	3	0	1	0	0	9	12.2
vs Oral Roberts	11/25/2025		05:55	1-1	1.000	0-0	.000	0-0	.000	0	0	0	5.5	1	0	0	0	0	2	10.5
at FGCU	11/26/2025		26:51	3-7	.429	2-5	.400	0-0	.000	1	1	2	5.0	1	1	1	1	1	8	10.1
Jackson St.	12/02/2025		10:41	0-5	.000	0-5	.000	0-0	.000	2	1	3	4.8	1	1	0	1	0	0	8.9
Georgia St.	12/06/2025		25:33	3-6	.500	1-3	.333	0-1	.000	1	8	9	5.2	2	0	1	0	0	7	8.7
Southern Wesleyan	12/08/2025		29:28	10-16	.625	4-9	.444	2-2	1.000	4	4	8	5.5	1	0	3	1	4	26	10.4
at Middle Tenn.	12/17/2025		20:14	2-5	.400	1-4	.250	0-0	.000	2	2	4	5.4	1	1	0	2	1	5	9.9
vs Alabama	12/21/2025	*	25:31	1-5	.200	0-2	.000	0-0	.000	0	3	3	5.2	2	0	1	0	0	2	9.3
at Liberty	01/02/2026	*	20:06	0-4	.000	0-4	.000	0-0	.000	1	1	2	4.9	1	0	2	1	0	0	8.5
Totals			2 262:26	40-86	.465	20-57	.351	11-15	.733	22	42	64	4.9	17	6	15	9	7	111	8.5

- ◆ Set a career-high with 26 points on 10-of-16 shooting against Southern Wesleyan (Dec. 8).
- ◆ Named CUSA Freshman of the Week on Nov. 10.
- ◆ Led all scorers with 18 points while shooting 6-of-10 from the floor and 5-of-9 from three-point range against Paine (Nov. 3) in his first career game.

KENNESAW STATE MEN'S BASKETBALL

GAME NOTES AT DELAWARE | SUNDAY, JANUARY 4 | NEWARK, DEL.



#3 • DARIUS WASHINGTON III

6-5 • 198 • Fr. • Guard • Orlando, Fla.

✕ @Dmwash35

📷 @Dmwash35

CAREER STATISTICS

WASHINGTON III, Darius

				Field Goals		3-Point		F-Throws		Rebounds									Scoring	
SEASON	TEAM	GP-GS	MIN/AVG	FG-FGA	FG%	3FG-3FGA	3FG%	FT-FTA	FT%	OFF	DEF	TOT	AVG	PF-FO	A	TO	BLK	STL	PTS	AVG
2025-26	KennSt	13-0	244/18.7	35-77	.455	9-26	.346	17-30	.567	14	26	40	3.1	29-1	28	17	1	8	96	7.4
TOTAL		13-0	244/18.7	35-77	.455	9-26	.346	17-30	.567	14	26	40	3.1	29-1	28	17	1	8	96	7.4

GAME BY GAME STATISTICS

Opponent	Date	GS	MIN	Total		3-Pointers		Free throws		Rebounds				PF	A	TO	BLK	STL	PTS	AVG
				FG-FGA	PCT	3FG-3FGA	PCT	FT-FTA	PCT	OFF	DEF	TOT	AVG							
Paine	11/03/2025		25:15	3-7	.429	1-2	.500	2-2	1.000	0	6	6	6.0	1	3	2	0	2	9	9.0
at Florida A&M	11/08/2025		13:05	2-5	.400	1-2	.500	3-5	.600	0	0	0	3.0	3	1	2	0	0	8	8.5
Point U.	11/12/2025		21:24	5-8	.625	2-4	.500	4-8	.500	1	1	2	2.7	3	2	1	0	1	16	11.0
South Fla.	11/16/2025		15:58	2-6	.333	1-3	.333	0-1	.000	1	1	2	2.5	3	0	1	0	2	5	9.5
vs Rice	11/24/2025		28:05	2-4	.500	0-0	.000	1-2	.500	1	3	4	2.8	5	4	3	0	0	5	8.6
vs Oral Roberts	11/25/2025		23:36	4-8	.500	0-2	.000	2-2	1.000	0	1	1	2.5	2	2	1	1	1	10	8.8
at FGCU	11/26/2025		08:26	2-2	1.000	0-0	.000	1-2	.500	0	1	1	2.3	1	2	0	0	0	5	8.3
Jackson St.	12/02/2025		22:39	2-9	.222	1-4	.250	0-2	.000	2	5	7	2.9	4	1	2	0	0	5	7.9
Georgia St.	12/06/2025		19:40	4-6	.667	2-3	.667	3-4	.750	0	6	6	3.2	2	3	2	0	0	13	8.4
Southern Wesleyan	12/08/2025		09:48	3-5	.600	1-2	.500	0-0	.000	2	1	3	3.2	0	1	0	0	0	7	8.3
at Middle Tenn.	12/17/2025		11:29	1-4	.250	0-1	.000	0-0	.000	1	1	2	3.1	1	0	1	0	1	2	7.7
vs Alabama	12/21/2025		17:31	2-5	.400	0-1	.000	0-0	.000	3	0	3	3.1	2	0	1	0	0	4	7.4
at Liberty	01/02/2026		26:39	3-8	.375	0-2	.000	1-2	.500	3	0	3	3.1	2	9	1	0	1	7	7.4
Totals			0 243:35	35-77	.455	9-26	.346	17-30	.567	14	26	40	3.1	29	28	17	1	8	96	7.4

SEASON & CAREER HIGHS

POINTS

Season 18, Point (11/12)

Career 18, Point (11/12/25)

FIELD GOALS

Season 5, Point (11/12)

Career 5, Point (11/12/25)

FREE THROWS

Season 4, Point (11/12)

Career 4, Point (11/12/25)

THREE-POINTERS

Season 2, twice

Career 2, twice

REBOUNDS

Season 7, Jackson State (12/2)

Career 7, Jackson State (12/2/25)

ASSISTS

Season 9, at Liberty (1/2)

Career 9, at Liberty (1/2/26)

STEALS

Season 2, twice

Career 2, twice

BLOCKS

Season 1, vs Oral Roberts (11/25)

Career 1, vs Oral Roberts (11/25/25)

MINUTES

Season 29, vs Rice (11/24)

Career 29, vs Rice (11/24/25)

MISC STATS (SEASON/CAREER)

10+ Points 3/3

20+ Points 0/0

KSU Leading Scorer 0/0

10+ Rebounds 0/0

KSU Leading Rebounder 0/0

2+ Blocks 0/0

3+ Assists 4/4

3+ Steals 0/0

3+ Three-Pointers 0/0


Double-Doubles 0/0

PLAYER NOTES

- ◆ Set a career-high with nine assists at Liberty (Jan. 2).
- ◆ Came off the bench with 13 points at home against Georgia State (Dec. 6).
- ◆ Posted 10 points against Oral Roberts (Nov. 25).
- ◆ Recorded a career-high 16 points in the win over Point (Nov. 12).
- ◆ Scored nine points in his first career action against Paine College (Nov. 3).

KENNESAW STATE MEN'S BASKETBALL

GAME NOTES AT DELAWARE | SUNDAY, JANUARY 4 | NEWARK, DEL.



#4 • KADEN RICKARD

6-6 • 211 • Fr. • Guard • Madison, Alabama

✕ @kaden_rickard

📷 @kaden.rick

CAREER STATISTICS

RICKARD, Kaden

SEASON	TEAM	GP-GS		MIN/AVG		Field Goals		3-Point		F-Throws		Rebounds				Scoring			
		GP	GS	MIN	AVG	FG-FGA	FG%	3FG-3FGA	3FG%	FT-FTA	FT%	OFF	DEF	TOT	AVG	PF	FO	A	TO
2025-26	KennSt	13	8	273	21.0	30	74	7	28	27	45	17	20	37	2.8	34	2	40	25
TOTAL		13	8	273	21.0	30	74	7	28	27	45	17	20	37	2.8	34	2	40	25

GAME BY GAME STATISTICS

Opponent	Date	GS	MIN	Total		3-Pointers		Free throws		Rebounds				PF	A	TO	BLK	STL	PTS	AVG		
				FG-FTA	PCT	3FG-3FTA	PCT	FT-FTA	PCT	OFF	DEF	TOT	AVG									
Paine	11/03/2025		21:46	4-7	.571	1-3	.333	0-1	.000	0	5	5	5.0	0	7	1	0	1	9	9.0		
at Florida A&M	11/08/2025		20:04	3-4	.750	0-0	.000	0-1	.000	0	0	0	2.5	3	2	1	0	0	6	7.5		
Point U.	11/12/2025		19:29	2-11	.182	0-5	.000	1-4	.250	1	0	1	2.0	4	4	2	0	3	5	6.7		
South Fla.	11/16/2025		12:28	1-3	.333	1-2	.500	0-2	.000	0	0	0	1.5	5	1	1	1	1	3	5.8		
vs Rice	11/24/2025	*	21:03	1-9	.111	0-1	.000	3-5	.600	1	1	2	1.6	2	4	2	1	3	5	5.6		
vs Oral Roberts	11/25/2025	*	28:03	4-7	.571	1-3	.333	5-7	.714	1	1	2	1.7	3	1	3	1	3	14	7.0		
at FGCU	11/26/2025	*	35:41	4-8	.500	0-3	.000	1-3	.333	2	3	5	2.1	5	3	5	1	0	9	7.3		
Jackson St.	12/02/2025	*	26:21	0-4	.000	0-4	.000	11-14	.786	4	6	10	3.1	2	2	1	1	0	11	7.8		
Georgia St.	12/06/2025	*	18:48	3-3	1.000	2-2	1.000	4-5	.800	0	0	0	2.8	4	3	1	0	2	12	8.2		
Southern Wesleyan	12/08/2025	*	25:50	6-9	.667	1-3	.333	1-1	1.000	3	1	4	2.9	0	8	1	0	1	14	8.8		
at Middle Tenn.	12/17/2025	*	19:34	1-4	.250	0-1	.000	1-2	.500	4	2	6	3.2	4	1	1	1	1	3	8.3		
vs Alabama	12/21/2025	*	16:52	0-2	.000	0-0	.000	0-0	.000	0	1	1	3.0	2	4	3	1	1	0	7.6		
at Liberty	01/02/2026		06:49	1-3	.333	1-1	1.000	0-0	.000	1	0	1	2.8	0	0	3	0	2	3	7.2		
Totals			8	272:47		30-74	.405	7-28	.250	27-45	.600	17	20	37	2.8	34	40	25	7	18	94	7.2

SEASON & CAREER HIGHS

POINTS

Season 14, twice
Career 14, twice

FIELD GOALS

Season 6, Southern Wesleyan (12/8)
Career 6, Southern Wesleyan (12/8/25)

FREE THROWS

Season 11, Jackson State (12/1)
Career 11, Jackson State (12/1/25)

THREE-POINTERS

Season 2, Georgia State (12/6)
Career 2, Georgia State (12/6/25)

REBOUNDS

Season 10, Jackson State (12/1)
Career 10, Jackson State (12/1/25)

ASSISTS

Season 8, Southern Wesleyan (12/8)
Career 8, Southern Wesleyan (12/8/25)

STEALS

Season 3, three times
Career 3, three times

BLOCKS

Season 1, seven times
Career 1, seven times

MINUTES

Season 36, at FGCU (11/26)
Career 36, at FGCU (11/26/25)

MISC STATS (SEASON/CAREER)

10+ Points 3/3
20+ Points 0/0
KSU Leading Scorer 0/0
10+ Rebounds 1/1
KSU Leading Rebounder 0/0
2+ Blocks 0/0
3+ Assists 6/6
3+ Steals 2/2
3+ Three-Pointers 0/0
Double-Doubles 1/1

PLAYER NOTES

- ♦ Has scored in double-figures in four of the past five games.
- ♦ First career double-double with 11 points and a career-high 10 rebounds against Jackson State (Dec. 1)
- ♦ Played a career-high 36 minutes and posted nine points, five rebounds and three assists in his third career start in the overtime win at FGCU (Nov. 26).
- ♦ Reached double-figures for the first time in his career with 14 points on 4-of-7 shooting against Oral Roberts (Nov. 25).
- ♦ Had an impressive overall debut with nine points, seven assists and five rebounds against Paine College (Nov. 3).



KENNESAW STATE MEN'S BASKETBALL

GAME NOTES AT DELAWARE | SUNDAY, JANUARY 4 | NEWARK, DEL.



SEASON & CAREER HIGHS

POINTS

Season 33, at FGCU (11/26)
Career 33, at FGCU (11/26/25)

FIELD GOALS

Season 9, Jackson State (12/2)
Career 11, twice

FREE THROWS

Season 14, at FGCU (11/26)
Career 14, at FGCU (11/26/25)

THREE-POINTERS

Season 6, Southern Wesleyan (12/8)
Career 8, twice

REBOUNDS

Season 4, vs Rice (11/24)
Career 8, twice

ASSISTS

Season 5, Point (11/12)
Career 7, at Santa Clara (12/18/24)

STEALS

Season 5, Southern Wesleyan (12/8)
Career 5, three times

BLOCKS

Season 1, vs Rice (11/24)
Career 2, Bryan College (11/13/24)

MINUTES

Season 39, vs Rice (11/24)
Career 39, three times

MISC STATS (SEASON/CAREER)

10+ Points 12/71
20+ Points 7/28
KSU Leading Scorer 5/31
10+ Rebounds 0/0
KSU Leading Rebounder 0/1
2+ Blocks 0/1
3+ Assists 9/40
3+ Steals 2/10
3+ Three-Pointers 10/41
Double-Doubles 0/0

#5 • SIMEON COTTLE

6-2 • 165 • Sr. • Guard • College Park, Ga.

✕ @_Simeon5

📷 @worldwide_simii

CAREER STATISTICS

COTTLE, Simeon

				Field Goals		3-Point		F-Throws		Rebounds				Scoring							
SEASON	TEAM	GP-GS	MIN/AVG	FG-FGA	FG%	3FG-3FGA	3FG%	FT-FTA	FT%	OFF	DEF	TOT	AVG	PF-FO	A	TO	BLK	STL	PTS	AVG	
2022-23	KennSt	33-0	341/10.3	44-104	.423	19-50	.380	23-30	.767	2	22	24	0.7	43-0	35	31	1	15	130	3.9	
2023-24	KennSt	31-26	917/29.6	167-398	.420	76-223	.341	73-99	.737	13	85	98	3.2	75-1	78	57	3	44	483	15.6	
2024-25	KennSt	33-33	1047/31.7	178-464	.384	90-282	.319	148-169	.876	9	71	80	2.4	74-3	100	80	8	26	594	18.0	
2025-26	KennSt	13-13	360/27.7	73-169	.432	45-106	.425	63-75	.840	6	22	28	2.2	36-1	39	33	2	18	254	19.5	
TOTAL		110-72	2664/24.2	462-1135	.407	230-661	.348	307-373	.823	30	200	230	2.1	228-5	252	201	14	103	1461	13.3	

GAME BY GAME STATISTICS

Opponent	Date	GS	MIN	Total		3-Pointers		Free throws		Rebounds				PF	A	TO	BLK	STL	PTS	AVG	
				FG-FGA	PCT	3FG-3FGA	PCT	FT-FTA	PCT	OFF	DEF	TOT	AVG								
Paine	11/03/2025	*	18:54	6-9	.667	5-8	.625	0-0	.000	1	2	3	3.0	1	3	1	0	0	17	17.0	
at Florida A&M	11/08/2025	*	27:55	3-7	.429	1-4	.250	5-6	.833	0	1	1	2.0	2	3	5	0	0	12	14.5	
Point U.	11/12/2025	*	21:23	5-12	.417	3-9	.333	3-4	.750	0	2	2	2.0	1	5	0	0	1	16	15.0	
South Fla.	11/16/2025	*	35:13	5-16	.313	3-11	.273	12-16	.750	1	2	3	2.3	4	3	5	0	0	25	17.5	
vs Rice	11/24/2025	*	39:11	7-17	.412	4-8	.500	7-9	.778	1	3	4	2.6	2	4	2	1	2	25	19.0	
vs Oral Roberts	11/25/2025	*	21:24	4-7	.571	3-5	.600	4-4	1.000	0	2	2	2.5	5	1	3	0	0	15	18.3	
at FGCU	11/26/2025	*	35:49	7-13	.538	5-8	.625	14-14	1.000	0	3	3	2.6	4	2	4	0	1	33	20.4	
Jackson St.	12/02/2025	*	33:57	9-19	.474	4-11	.364	6-6	1.000	1	1	2	2.5	4	3	2	1	2	28	21.4	
Georgia St.	12/06/2025	*	13:28	3-6	.500	1-1	1.000	0-0	.000	0	0	0	2.2	4	4	3	0	2	7	19.8	
Southern Wesleyan	12/08/2025	*	19:26	7-11	.636	6-10	.600	2-4	.500	1	1	2	2.2	0	4	0	0	5	22	20.0	
at Middle Tenn.	12/17/2025	*	26:25	3-14	.214	1-7	.143	5-6	.833	0	1	1	2.1	3	2	2	0	1	12	19.3	
vs Alabama	12/21/2025	*	30:39	6-15	.400	4-9	.444	4-5	.800	0	2	2	2.1	2	1	4	0	1	20	19.3	
at Liberty	01/02/2026	*	35:56	8-23	.348	5-15	.333	1-1	1.000	1	2	3	2.2	4	4	2	0	3	22	19.5	
Totals			13	359:41	73-169	.432	45-106	.425	63-75	.840	6	22	28	2.2	36	39	33	2	18	254	19.5

PLAYER NOTES

- ◆ Lou Henson Early Watch List selection
- ◆ Has scored 20+ points in seven of the past 10 games.
- ◆ Moved into fifth all-time at KSU in career scoring after posting 22 points at Liberty (Jan. 2).
- ◆ Recorded 20 points and knocked down four treys against Alabama (Dec. 21).
- ◆ Tied a career-high with five steals against Southern Wesleyan (Dec. 8).
- ◆ Scorched Jackson State for 28 points on Dec. 2.
- ◆ Named to USWBA Oscar Robertson National Players of the Week on Dec 2.
- ◆ Picked up first CUSA Player of the Week honor of the season on Dec. 1.
- ◆ Set a new career-high with 33 points in the 102-100 overtime win at FGCU (Nov. 24). He was perfect in overtime, hitting his only three-point attempt and going 8-of-8 from the free throw line. Finished a career-high 14-of-14 at the charity stripe.
- ◆ Recorded 25 points for the second-straight game in the overtime win over Rice (Nov. 24).
- ◆ Scored 25 points and made 12 made free throws against South Florida (Nov. 16).
- ◆ Started off the season strong with 17 points and five made three-pointers against Paine (Nov. 3).
- ◆ Team captain.
- ◆ 2025-26 Preseason CUSA Player of the Year / All-CUSA Preseason Team
- ◆ 2024-25 Conference USA All-Conference Second Team

KENNESAW STATE MEN'S BASKETBALL

GAME NOTES AT DELAWARE | SUNDAY, JANUARY 4 | NEWARK, DEL.



#6 • FRANKQUON SHERMAN

6-7 • 215 • Jr. • Forward • Lincolnnton, Ga.

✕ @FrankquonS

@frankquon_

CAREER STATISTICS

SHERMAN, Frankquon

SEASON	TEAM	GP-GS	MIN/AVG	FG-FGA	FG%	3FG-3FGA	3FG%	FT-FTA	FT%	OFF	DEF	TOT	AVG	PF-FO	A	TO	BLK	STL	PTS	AVG
2023-24	KennSt	24-13	355/14.8	42-81	.519	5-16	.313	43-59	.729	31	75	106	4.4	62-2	8	23	7	9	132	5.5
2024-25	KennSt	32-1	527/16.5	53-117	.453	11-43	.256	58-74	.784	52	102	154	4.8	61-1	22	27	12	24	175	5.5
2025-26	KennSt	13-4	277/21.3	35-83	.422	7-30	.233	27-42	.643	43	65	108	8.3	35-3	7	18	8	16	104	8.0
TOTAL		69-18	1159/16.8	130-281	.463	23-89	.258	128-175	.731	126	242	368	5.3	158-6	37	68	27	49	411	6.0

GAME BY GAME STATISTICS

Opponent	Date	GS	MIN	Total		3-Pointers		Free throws		Rebounds										
				FG-FGA	PCT	3FG-3FGA	PCT	FT-FTA	PCT	OFF	DEF	TOT	AVG	PF	A	TO	BLK	STL	PTS	AVG
Paine	11/03/2025	*	09:58	0-1	.000	0-1	.000	2-4	.500	0	5	5	5.0	0	0	2	1	0	2	2.0
at Florida A&M	11/08/2025	*	19:35	5-8	.625	1-2	.500	0-1	.000	1	7	8	6.5	1	1	0	1	2	11	6.5
Point U.	11/12/2025	*	21:55	3-6	.500	0-0	.000	0-1	.000	6	5	11	8.0	1	1	0	0	0	6	6.3
South Fla.	11/16/2025	*	21:07	1-6	.167	1-4	.250	4-4	1.000	7	1	8	8.0	5	0	2	0	0	7	6.5
vs Rice	11/24/2025		25:54	2-9	.222	1-5	.200	1-2	.500	3	4	7	7.8	1	0	0	0	3	6	6.4
vs Oral Roberts	11/25/2025		25:36	2-7	.286	1-3	.333	4-6	.667	3	2	5	7.3	4	0	2	2	5	9	6.8
at FGCU	11/26/2025		18:18	2-6	.333	0-2	.000	0-0	.000	2	2	4	6.9	5	0	2	0	0	4	6.4
Jackson St.	12/02/2025		23:13	6-9	.667	0-2	.000	4-6	.667	6	6	12	7.5	1	1	1	1	2	16	7.6
Georgia St.	12/06/2025		12:38	0-4	.000	0-1	.000	2-2	1.000	2	3	5	7.2	5	0	2	0	0	2	7.0
Southern Wesleyan	12/08/2025		18:53	2-5	.400	1-2	.500	5-6	.833	2	3	5	7.0	3	1	1	0	0	10	7.3
at Middle Tenn.	12/17/2025		26:20	4-7	.571	1-1	1.000	2-4	.500	5	10	15	7.7	4	0	2	0	1	11	7.6
vs Alabama	12/21/2025		24:12	5-7	.714	0-2	.000	2-4	.500	3	8	11	8.0	4	1	0	2	2	12	8.0
at Liberty	01/02/2026		29:15	3-8	.375	1-5	.200	1-2	.500	3	9	12	8.3	1	2	3	1	1	8	8.0
Totals		4	276:54	35-83	.422	7-30	.233	27-42	.643	43	65	108	8.3	35	7	18	8	16	104	8.0

SEASON & CAREER HIGHS

POINTS

Season 16, Jackson State (12/2)

Career 21, twice

FIELD GOALS

Season 6, Jackson State (12/2)

Career 7, vs Georgia Southern (11/19/23)

FREE THROWS

Season 5, Southern Wesleyan (12/8)

Career 8, UTEP (2/20/25)

THREE-POINTERS

Season 1, seven times

Career 3, at Sam Houston (2/15/25)

REBOUNDS

Season 15, at Middle Tennessee (12/17)

Career 15, at Middle Tennessee (12/17/25)

ASSISTS

Season 2, at Liberty (1/2)

Career 4, Brewton- Parker (12/29/24)

STEALS

Season 5, vs Oral Roberts (11/25)

Career 5, vs Oral Roberts (11/25/25)

BLOCKS

Season 2, twice

Career 2, three times

MINUTES

Season 29, at Liberty (1/2)

Career 36, at FGCU (2/22/24)

MISC STATS (SEASON/CAREER)

10+ Points 5/14

20+ Points 0/2

KSU Leading Scorer 0/2

10+ Rebounds 5/10

KSU Leading Rebounder 5/10

2+ Blocks 2/3

3+ Assists 0/1

3+ Steals 1/2

3+ Three-Pointers 0/1

Double-Doubles 3/7

PLAYER NOTES

- ◆ Notched a second consecutive double-double with 12 points and 11 rebounds against Alabama (Dec. 21).
- ◆ Had a huge game at Middle Tennessee (Dec. 17) with 11 points and a career-high 15 rebounds.
- ◆ Recorded his first double-double of the season with 16 points and a career-high 12 rebounds against Jackson State (Dec. 1).
- ◆ Set a new career-high with five steals against Oral Roberts (Nov. 25).
- ◆ Grabbed a career-high tying 11 rebounds against Point (Nov. 12).
- ◆ Scored 11 points in his first start of the season at Florida A&M (Nov. 8).
- ◆ Team captain.

KENNESAW STATE MEN'S BASKETBALL

GAME NOTES AT DELAWARE | SUNDAY, JANUARY 4 | NEWARK, DEL.



#9 • ERIC HOLLAND

5-8 • 155 • Sr. • Guard • Tifton, Ga.

✉ @EricHollandJr1

📷 @_ejholland

CAREER STATISTICS

HOLLAND, Eric

SEASON	TEAM	GP-GS	MIN/AVG	Field Goals		3-Point		F-Throws		Rebounds				Scoring			
				FG-FGA	FG%	3FG-3FGA	3FG%	FT-FTA	FT%	OFF	DEF	TOT	AVG	PF-FO	A	TO	BLK
2022-23	KennSt	6-0	12/1.9	0-2	.000	0-1	.000	1-2	.500	0	4	4	0.7	1-0	1	1	0
2023-24	KennSt	5-0	16/3.2	2-5	.400	1-2	.500	0-0	.000	0	3	3	0.6	2-0	1	3	0
2024-25	KennSt	3-0	13/4.3	1-6	.167	0-2	.000	0-0	.000	0	2	2	0.7	3-0	2	1	0
2025-26	KennSt	5-0	18/3.5	2-7	.286	0-3	.000	4-6	.667	0	1	1	0.2	2-0	1	0	0
TOTAL		19-0	58/3.0	5-20	.250	1-8	.125	5-8	.625	0	10	10	0.5	8-0	5	5	0

GAME BY GAME STATISTICS

Opponent	Date	GS	MIN	Total		3-Pointers		Free throws		Rebounds				PF A TO BLK STL PTS AVG			
				FG-FGA	PCT	3FG-3FGA	PCT	FT-FTA	PCT	OFF	DEF	TOT	AVG	PF	A	TO	BLK
Paine	11/03/2025		06:45	1-2	.500	0-0	.000	2-2	1.000	0	0	0	0.0	0	0	0	0
at Florida A&M	11/08/2025		01:30	0-0	.000	0-0	.000	0-0	.000	0	0	0	0.0	0	0	0	0
Point U.	11/12/2025		04:10	1-2	.500	0-1	.000	1-2	.500	0	1	1	0.3	1	0	0	0
Georgia St.	12/06/2025		01:08	0-2	.000	0-2	.000	1-2	.500	0	0	0	0.3	0	0	0	0
Southern Wesleyan	12/08/2025		04:00	0-1	.000	0-0	.000	0-0	.000	0	0	0	0.2	1	1	0	0
Totals		0	17:33	2-7	.286	0-3	.000	4-6	.667	0	1	1	0.2	2	1	0	0

SEASON & CAREER HIGHS

POINTS

Season 4, Paine (11/3)
Career 4, Paine (11/3/25)

FIELD GOALS

Season 1, twice
Career 1, three times

FREE THROWS

Season 2, Paine (11/3)
Career 2, Paine (11/3/25)

THREE-POINTERS

Season
Career 1, Keiser (11/15/23)

REBOUNDS

Season 1, Point (11/12)
Career 3, Georgia College (12/17/22)

ASSISTS

Season 1, Southern Wesleyan (12/8)
Career 1, three times

STEALS

Season 1, Paine (11/3)
Career 1, five times

BLOCKS

Season
Career

MINUTES

Season 7, Paine (11/3)
Career 7, Paine (11/3/25)

MISC STATS (SEASON/CAREER)

10+ Points 0/0
20+ Points 0/0
KSU Leading Scorer 0/0
10+ Rebounds 0/0
KSU Leading Rebounder 0/0
2+ Blocks 0/0
3+ Assists 0/0
3+ Steals 0/0
3+ Three-Pointers 0/0
Double-Doubles 0/0

PLAYER NOTES

- ♦ Scored a career-high four points in the home win over Paine College (Nov. 3).
- ♦ Team captain.

KENNESAW STATE MEN'S BASKETBALL

GAME NOTES AT DELAWARE | SUNDAY, JANUARY 4 | NEWARK, DEL.



SEASON & CAREER HIGHS

POINTS

Season 18, at Florida A&M (11/8)
Career 19, at Lipscomb (2/10/24)

FIELD GOALS

Season 6, three times
Career 7, at Lipscomb (2/10/24)

FREE THROWS

Season 5, at Florida A&M (11/8)
Career 5, twice

THREE-POINTERS

Season 2, three times
Career 3, twice

REBOUNDS

Season 5, Paine (11/3)
Career 6, at FIU (11/26/23)

ASSISTS

Season 6, twice
Career 8, Oakwood (11/7/23)

STEALS

Season 4, at Florida A&M (11/8)
Career 4, at Florida A&M (11/8/25)

BLOCKS

Season 2, Paine (11/3)
Career 2, Paine (11/3/25)

MINUTES

Season 29, at Florida A&M (11/8)
Career 34, at Lipscomb (2/10/24)

MISC STATS (SEASON/CAREER)

10+ Points 7/15
20+ Points 0/0
KSU Leading Scorer 1/2
10+ Rebounds 0/0
KSU Leading Rebounder 0/0
2+ Blocks 0/0
3+ Assists 5/13
3+ Steals 2/3
3+ Three-Pointers 0/2
Double-Doubles 0/0

#11 • RJ JOHNSON

6-4 • 225 • RS-So. • Guard • Huntsville, Alabama

Instagram: @rjohnson_2

CAREER STATISTICS

JOHNSON, Rj

			Field Goals		3-Point		F-Throws		Rebounds								Scoring			
SEASON	TEAM	GP-GS	MIN/AVG	FG-FGA	FG%	3FG-3FGA	3FG%	FT-FTA	FT%	OFF	DEF	TOT	AVG	PF-FO	A	TO	BLK	STL	PTS	AVG
2023-24	KennSt	30-3	486/16.2	78-171	.456	16-57	.281	32-52	.615	12	41	53	1.8	58-0	55	44	5	21	204	6.8
2025-26	KennSt	12-4	258/21.5	44-89	.494	12-28	.429	22-38	.579	5	28	33	2.8	21-0	34	20	3	16	122	10.2
TOTAL		42-7	745/17.7	122-260	.469	28-85	.329	54-90	.600	17	69	86	2.0	79-0	89	64	8	37	326	7.8

GAME BY GAME STATISTICS

Opponent	Date	GS	MIN	Total		3-Pointers		Free throws		Rebounds				PF	A	TO	BLK	STL	PTS	AVG
				FG-FGA	PCT	3FG-3FGA	PCT	FT-FTA	PCT	OFF	DEF	TOT	AVG							
Paine	11/03/2025	*	05:56	2-2	1.000	0-0	.000	2-2	1.000	0	5	5	5.0	1	4	0	2	0	6	6.0
at Florida A&M	11/08/2025	*	29:13	6-10	.600	1-2	.500	5-7	.714	0	1	1	3.0	4	2	2	0	4	18	12.0
Point U.	11/12/2025	*	21:31	4-6	.667	2-2	1.000	3-5	.600	0	4	4	3.3	1	6	0	0	3	13	12.3
South Fla.	11/16/2025	*	28:20	4-11	.364	1-2	.500	2-4	.500	1	3	4	3.5	1	6	1	0	2	11	12.0
vs Rice	11/24/2025		07:57	1-3	.333	1-2	.500	0-0	.000	0	1	1	3.0	2	1	1	0	0	3	10.2
vs Oral Roberts	11/25/2025		24:56	3-12	.250	0-4	.000	1-4	.250	0	4	4	3.2	1	0	2	0	2	7	9.7
at FGCU	11/26/2025		26:55	4-6	.667	1-3	.333	2-5	.400	0	3	3	3.1	3	2	2	0	1	11	9.9
Jackson St.	12/02/2025		24:36	3-6	.500	2-4	.500	2-3	.667	2	0	2	3.0	3	3	1	1	0	10	9.9
Georgia St.	12/06/2025		23:59	2-6	.333	1-2	.500	0-2	.000	0	4	4	3.1	1	1	4	0	0	5	9.3
Southern Wesleyan	12/08/2025		22:25	6-8	.750	1-2	.500	1-2	.500	0	1	1	2.9	1	5	1	0	3	14	9.8
at Middle Tenn.	12/17/2025		24:10	3-8	.375	0-2	.000	2-2	1.000	1	0	1	2.7	1	2	2	0	1	8	9.6
vs Alabama	12/21/2025		18:30	6-11	.545	2-3	.667	2-2	1.000	1	2	3	2.8	2	2	4	0	0	16	10.2
Totals		4	258:28	44-89	.494	12-28	.429	22-38	.579	5	28	33	2.8	21	34	20	3	16	122	10.2

PLAYER NOTES

- ◆ Recorded 16 points on 6-of-11 shooting in his return to his hometown in KSU's 92-81 loss to Alabama in Huntsville (Dec. 21).
- ◆ Scored 18 points and posted a career-high four steals at Florida A&M (Nov. 8).
- ◆ Made his first appearance on the court since the end of the 2023-24 season as he started the season opener against Paine College and scored six points while dishing out four assists (Nov. 3).
- ◆ Medical redshirted the 2024-25 season.
- ◆ 2023-24 Atlantic Sun All-Freshman Team selection.

KENNESAW STATE MEN'S BASKETBALL

GAME NOTES AT DELAWARE | SUNDAY, JANUARY 4 | NEWARK, DEL.



#12 • PERRY SMITH

6-8 • 241 • Sr. • Center • Augusta, Georgia

X @PerrySmithJr2

@perrysmithjr_

CAREER STATISTICS

SMITH JR., Perry

				Field Goals		3-Point		F-Throws		Rebounds				Scoring						
SEASON	TEAM	GP-GS	MIN/AVG	FG-FGA	FG%	3FG-3FGA	3FG%	FT-FTA	FT%	OFF	DEF	TOT	AVG	PF-FO	A	TO	BLK	STL	PTS	AVG
2022-23	UVM	26-1	249/9.6	21-45	.467	0-0	.000	8-22	.364	13	32	45	1.7	35-0	8	15	4	4	50	1.9
2023-24	NCCU	29-11	567/19.5	66-106	.623	0-2	.000	20-34	.588	55	67	122	4.2	61-1	5	28	13	19	152	5.2
2024-25	NCCU	33-33	926/28.1	159-257	.619	0-3	.000	58-105	.552	95	104	199	6.0	87-2	18	64	19	21	376	11.4
2025-26	KennSt	8-3	120/15.0	17-20	.850	0-0	.000	5-11	.455	15	14	29	3.6	18-0	9	8	0	3	39	4.9
TOTAL FOR KennSt		8-3	120/15.0	17-20	.850	0-0	.000	5-11	.455	15	14	29	3.6	18-0	9	8	0	3	39	4.9
TOTAL		96-48	1861/19.4	263-428	.614	0-5	.000	91-172	.529	178	217	395	4.1	201-3	40	115	36	47	617	6.4

GAME BY GAME STATISTICS

Opponent	Date	GS	MIN	Total		3-Pointers		Free throws		Rebounds				PF	A	TO	BLK	STL	PTS	AVG
				FG-FGA	PCT	3FG-3FGA	PCT	FT-FTA	PCT	OFF	DEF	TOT	AVG							
Paine	11/03/2025		14:35	5-5	1.000	0-0	.000	0-0	.000	2	4	6	6.0	1	0	1	0	2	10	10.0
at Florida A&M	11/08/2025		17:47	2-2	1.000	0-0	.000	2-2	1.000	1	0	1	3.5	2	1	1	0	0	6	8.0
Point U.	11/12/2025		15:45	2-2	1.000	0-0	.000	0-1	.000	2	5	7	4.7	3	2	1	0	0	4	6.7
South Fla.	11/16/2025		24:46	4-4	1.000	0-0	.000	2-4	.500	2	1	3	4.3	3	3	0	0	0	10	7.5
vs Rice	11/24/2025	*	11:13	2-2	1.000	0-0	.000	0-0	.000	3	1	4	4.2	1	1	1	0	0	4	6.8
vs Oral Roberts	11/25/2025	*	21:12	2-3	.667	0-0	.000	1-4	.250	2	1	3	4.0	3	1	1	0	0	5	6.5
at FGCU	11/26/2025	*	08:03	0-0	.000	0-0	.000	0-0	.000	2	2	4	4.0	3	1	2	0	0	0	5.6
at Liberty	01/02/2026		06:15	0-2	.000	0-0	.000	0-0	.000	1	0	1	3.6	2	0	1	0	1	0	4.9
Totals		3	119:36	17-20	.850	0-0	.000	5-11	.455	15	14	29	3.6	18	9	8	0	3	39	4.9

SEASON & CAREER HIGHS

POINTS

Season 10, twice
Career 24, at Norfolk State (2/5/25)

FIELD GOALS

Season 5, Paine (11/3)
Career 11, at Norfolk State (2/5/25)

FREE THROWS

Season 2, twice
Career 8, vs Delaware State (3/13/25)

THREE-POINTERS

Season -
Career -

REBOUNDS

Season 7, Point (11/12)
Career 13, at Delaware State (2/24/25)

ASSISTS

Season 3, South Florida (11/16)
Career 4, Norfolk State (3/3/25)

STEALS

Season 2, Paine (11/3)
Career 4, USC Upstate (12/2/23)

BLOCKS

Season -
Career 2, five times

MINUTES

Season 25, South Florida (11/16)
Career 41, at Morgan State (1/7/25)

MISC STATS (SEASON/CAREER)

10+ Points 2/23
20+ Points 0/6
KSU Leading Scorer 0/0
10+ Rebounds 0/5
KSU Leading Rebounder 0/0
2+ Blocks 0/5
3+ Assists 1/3
3+ Steals 0/1
3+ Three-Pointers 0/0
Double-Doubles 0/4

PLAYER NOTES

- ♦ Came off the bench with 10 points against South Florida (Nov. 16).
- ♦ Scored 10 points on 5-of-5 shooting in his first appearance as an Owl against Paine (Nov. 3).
- ♦ Transfer, played the past two years at North Carolina Central, while he spent his freshman season at Vermont.

KENNESAW STATE MEN'S BASKETBALL

GAME NOTES AT DELAWARE | SUNDAY, JANUARY 4 | NEWARK, DEL.



SEASON & CAREER HIGHS

POINTS

Season 20, at Middle Tennessee (12/17)
Career 22, Toccoa Falls (11/5/24)

FIELD GOALS

Season 7, at FGCU (11/26)
Career 8, Toccoa Falls (11/5/24)

FREE THROWS

Season 8, at Middle Tennessee (12/17)
Career 8, at Middle Tennessee (12/17/25)

THREE-POINTERS

Season 2, twice
Career 4, UTEP (2/20/25)

REBOUNDS

Season 10, Point (11/12)
Career 11, Presbyterian (11/16/24)

ASSISTS

Season 4, vs Alabama (12/21)
Career 4, Brewton-Parker (12/29/24)

STEALS

Season 2, twice
Career 3, twice

BLOCKS

Season 4, South Florida (11/16)
Career 4, twice

MINUTES

Season 35, at Middle Tennessee (12/17)
Career 35, twice

MISC STATS (SEASON/CAREER)

10+ Points 9/23
20+ Points 1/2
KSU Leading Scorer 1/3
10+ Rebounds 2/5
KSU Leading Rebounder 0/5
2+ Blocks 5/12
3+ Assists 2/3
3+ Steals 0/1
3+ Three-Pointers 0/4
Double-Doubles 2/4

#13 • BRAEDAN LUE

6-8 • 223 • Fr. • Forward • Douglasville, Georgia

✕ @braedanlue11

@braedanlue

CAREER STATISTICS

LUE, Braedan

				Field Goals		3-Point		F-Throws		Rebounds								Scoring		
SEASON	TEAM	GP-GS	MIN/AVG	FG-FGA	FG%	3FG-3FGA	3FG%	FT-FTA	FT%	OFF	DEF	TOT	AVG	PF-FO	A	TO	BLK	STL	PTS	AVG
2024-25	KennSt	33-32	843/25.5	121-278	.435	32-112	.286	57-88	.648	48	133	181	5.5	79-1	24	53	36	24	331	10.0
2025-26	KennSt	13-12	330/25.4	60-129	.465	8-33	.242	22-29	.759	31	51	82	6.3	33-0	18	20	17	9	150	11.5
TOTAL		46-44	1173/25.5	181-407	.445	40-145	.276	79-117	.675	79	184	263	5.7	112-1	42	73	53	33	481	10.5

GAME BY GAME STATISTICS

Opponent	Date	GS	MIN	Total		3-Pointers		Free throws		Rebounds				PF	A	TO	BLK	STL	PTS	AVG	
				FG-FGA	PCT	3FG-3FGA	PCT	FT-FTA	PCT	OFF	DEF	TOT	AVG								
Paine	11/03/2025	*	19:36	3-6	.500	2-3	.667	0-0	.000	2	2	4	4.0	1	1	1	1	0	8	8.0	
at Florida A&M	11/08/2025	*	19:17	1-5	.200	0-0	.000	0-0	.000	1	3	4	4.0	4	1	1	0	1	2	5.0	
Point U.	11/12/2025	*	20:27	5-7	.714	2-2	1.000	2-4	.500	5	5	10	6.0	2	1	0	2	2	14	8.0	
South Fla.	11/16/2025	*	24:45	6-11	.545	0-2	.000	0-2	.000	1	4	5	5.8	3	1	3	4	2	12	9.0	
vs Rice	11/24/2025	*	30:40	2-9	.222	0-5	.000	0-0	.000	0	3	3	5.2	4	1	2	3	0	4	8.0	
vs Oral Roberts	11/25/2025	*	26:40	6-10	.600	0-1	.000	5-6	.833	5	4	9	5.8	4	2	1	0	0	17	9.5	
at FGCU	11/26/2025	*	33:43	7-11	.636	1-4	.250	4-4	1.000	0	8	8	6.1	2	1	2	1	1	19	10.9	
Jackson St.	12/02/2025	*	20:20	2-6	.333	0-2	.000	0-1	.000	3	1	4	5.9	1	1	0	1	1	4	10.0	
Georgia St.	12/06/2025	*	24:08	7-11	.636	1-3	.333	0-0	.000	0	6	6	5.9	4	3	3	0	0	15	10.6	
Southern Wesleyan	12/08/2025	*	22:08	5-12	.417	2-5	.400	0-0	.000	3	3	6	5.9	0	0	0	1	0	12	10.7	
at Middle Tenn.	12/17/2025	*	34:30	6-13	.462	0-2	.000	8-8	1.000	0	4	4	5.7	1	2	4	3	1	20	11.5	
vs Alabama	12/21/2025	*	30:47	6-14	.429	0-2	.000	0-0	.000	5	5	10	6.1	3	4	2	1	1	12	11.6	
at Liberty	01/02/2026	*	23:02	4-14	.286	0-2	.000	3-4	.750	6	3	9	6.3	4	0	1	0	0	11	11.5	
Totals			12	330:03	60-129	.465	8-33	.242	22-29	.759	31	51	82	6.3	33	18	20	17	9	150	11.5

PLAYER NOTES

- ♦ Claimed his second double-double of the year with 12 points and 10 rebounds in the Owls' 92-81 loss to No. 16 Alabama (Dec. 21).
- ♦ Recorded the second 20+ point game of his career and shot a career-best 8-of-8 at the line while adding three blocks at Middle Tennessee (Dec. 17).
- ♦ Had his best game of the year with 19 points on 7-of-11 shooting along with rebounds in the win at FGCU (11/26).
- ♦ First double-double of the year against Point with 14 points and 10 rebounds (Nov. 12).
- ♦ 2025-26 Preseason All-Conference
- ♦ 2024-25 Conference USA All-Freshman Team



KENNESAW STATE MEN'S BASKETBALL

GAME NOTES AT DELAWARE | SUNDAY, JANUARY 4 | NEWARK, DEL.



#21 • JADEN HARRIS

6-4 • 187 • 5th Yr. • Guard • Atlanta, Georgia

Instagram: @j_1boog

CAREER STATISTICS

HARRIS, Jaden

			Field Goals		3-Point		F-Throws		Rebounds				Scoring							
SEASON	TEAM	GP-GS	MIN/AVG	FG-FGA	FG%	3FG-3FGA	3FG%	FT-FTA	FT%	OFF	DEF	TOT	AVG	PF-FO	A	TO	BLK	STL	PTS	AVG
2023-24	NMSU	32-21	757/23.6	78-209	.373	36-98	.367	40-49	.816	11	76	87	2.7	65-3	25	44	6	22	232	7.3
2024-25	NMSU	32-3	566/17.7	56-153	.366	29-87	.333	28-33	.848	37	34	71	2.2	52-2	16	21	0	17	169	5.3
2025-26	KennSt	2-0	19/9.6	0-2	.000	0-1	.000	0-0	.000	0	2	2	1.0	1-0	0	1	1	0	0	0.0
TOTAL FOR KennSt		2-0	19/9.6	0-2	.000	0-1	.000	0-0	.000	0	2	2	1.0	1-0	0	1	1	0	0	0.0
TOTAL		66-24	1342/20.3	134-364	.368	65-186	.349	68-82	.829	48	112	160	2.4	118-5	41	66	7	39	401	6.1

GAME BY GAME STATISTICS

Opponent	Date	GS	MIN	Total		3-Pointers		Free throws		Rebounds				PF	A	TO	BLK	STL	PTS	AVG
				FG-FGA	PCT	3FG-3FGA	PCT	FT-FTA	PCT	OFF	DEF	TOT	AVG							
Paine	11/03/2025		11:25	0-1	.000	0-1	.000	0-0	.000	0	1	1	1.0	0	0	1	0	0	0.0	
Georgia St.	12/06/2025		07:50	0-1	.000	0-0	.000	0-0	.000	0	1	1	1.0	1	0	0	1	0	0.0	
Totals		0	19:15	0-2	.000	0-1	.000	0-0	.000	0	2	2	1.0	1	0	1	1	0	0.0	

SEASON & CAREER HIGHS

POINTS

Season -
Career... 24, Western New Mexico (11/14/25)

FIELD GOALS

Season -
Career 9, twice

FREE THROWS

Season -
Career 8, at UTEP (2/10/24)

THREE-POINTERS

Season -
Career.... 5, Western New Mexico (11/14/25)

REBOUNDS

Season 1, twice
Career 9, Bowling Green (11/30/24)

ASSISTS

Season -
Career 5, at Louisville (11/26/23)

STEALS

Season -
Career 4, twice

BLOCKS

Season 1, Georgia State (12/6)
Career 1, seven times

MINUTES

Season 11, Paine (11/3)
Career 39, twice

MISC STATS (SEASON/CAREER)

10+ Points 0/15
20+ Points 0/3
KSU Leading Scorer 0/0
10+ Rebounds 0/0
KSU Leading Rebounder 0/0
2+ Blocks 0/0
3+ Assists 0/2
3+ Steals 0/2
3+ Three-Pointers 0/4
Double-Doubles 0/0

PLAYER NOTES

♦ Transfer, played his first two years at South Plains College (2021-23) and then two years at New Mexico State (2023-25)



KENNESAW STATE MEN'S BASKETBALL

GAME NOTES AT DELAWARE | SUNDAY, JANUARY 4 | NEWARK, DEL.



#23 • AMIR TAYLOR

6-9 • 250 • Fr. • Forward • Pittsburgh, Pennsylvania

✕ @Amir2tuff5

📷 @amirtaylor__

CAREER STATISTICS

TAYLOR, Amir

				Field Goals		3-Point		F-Throws		Rebounds										Scoring	
SEASON	TEAM	GP-GS	MIN/AVG	FG-FGA	FG%	3FG-3FGA	3FG%	FT-FTA	FT%	OFF	DEF	TOT	AVG	PF-FO	A	TO	BLK	STL	PTS	AVG	
2025-26	KennSt	12-7	184/15.4	26-42	.619	2-7	.286	14-27	.519	15	34	49	4.1	27-1	6	9	6	1	68	5.7	
TOTAL		12-7	184/15.4	26-42	.619	2-7	.286	14-27	.519	15	34	49	4.1	27-1	6	9	6	1	68	5.7	

GAME BY GAME STATISTICS

Opponent	Date	GS	MIN	Total		3-Pointers		Free throws		Rebounds				PF				PTS		AVG
				FG-FGA	PCT	3FG-3FGA	PCT	FT-FTA	PCT	OFF	DEF	TOT	AVG	A	TO	BLK	STL	PTS	AVG	
Paine	11/03/2025		16:25	1-4	.250	0-1	.000	1-2	.500	0	3	3	3.0	0	1	0	1	0	3	3.0
at Florida A&M	11/08/2025	*	07:48	0-0	.000	0-0	.000	3-4	.750	0	2	2	2.5	2	1	1	1	0	3	3.0
Point U.	11/12/2025		11:41	4-4	1.000	0-0	.000	0-2	.000	1	5	6	3.7	1	0	1	0	0	8	4.7
vs Rice	11/24/2025		13:37	1-1	1.000	0-0	.000	1-2	.500	1	2	3	3.5	2	0	0	0	0	3	4.3
vs Oral Roberts	11/25/2025		04:29	0-0	.000	0-0	.000	1-2	.500	1	0	1	3.0	2	0	0	0	0	1	3.6
at FGCU	11/26/2025		10:46	1-2	.500	0-0	.000	1-2	.500	1	3	4	3.2	2	0	1	0	0	3	3.5
Jackson St.	12/02/2025	*	13:36	0-1	.000	0-1	.000	1-2	.500	1	0	1	2.9	1	1	0	1	0	1	3.1
Georgia St.	12/06/2025	*	31:40	7-10	.700	1-2	.500	3-7	.429	5	7	12	4.0	3	2	3	1	1	18	5.0
Southern Wesleyan	12/08/2025	*	20:22	4-5	.800	0-1	.000	0-0	.000	2	5	7	4.3	4	0	1	1	0	8	5.3
at Middle Tenn.	12/17/2025	*	19:10	3-7	.429	0-1	.000	0-0	.000	0	4	4	4.3	4	0	1	1	0	6	5.4
vs Alabama	12/21/2025	*	18:57	2-4	.500	1-1	1.000	0-0	.000	1	2	3	4.2	1	1	1	0	0	5	5.4
at Liberty	01/02/2026	*	15:54	3-4	.750	0-0	.000	3-4	.750	2	1	3	4.1	5	0	0	0	0	9	5.7
Totals			7	184:25	.619	2-7	.286	14-27	.519	15	34	49	4.1	27	6	9	6	1	68	5.7

SEASON & CAREER HIGHS

POINTS

Season 18, Georgia State (12/6)
Career 18, Georgia State (12/6/25)

FIELD GOALS

Season 7, Georgia State (12/6)
Career 7, Georgia State (12/6/25)

FREE THROWS

Season 3, three times
Career 3, three times

THREE-POINTERS

Season 1, Georgia State (12/6)
Career 1, Georgia State (12/6/25)

REBOUNDS

Season 12, Georgia State (12/6)
Career 12, Georgia State (12/6/25)

ASSISTS

Season 2, Georgia State (12/6)
Career 2, Georgia State (12/6/25)

STEALS

Season 1, Georgia State (12/6)
Career 1, Georgia State (12/6/25)

BLOCKS

Season 1, six times
Career 1, six times

MINUTES

Season 32, Georgia State (12/6)
Career 32, Georgia State (12/6/25)

MISC STATS (SEASON/CAREER)


10+ Points 1/1
20+ Points 0/0
KSU Leading Scorer 1/1
10+ Rebounds 1/1
KSU Leading Rebounder 1/1
2+ Blocks 0/0
3+ Assists 0/0
3+ Steals 0/0
3+ Three-Pointers 0/0
Double-Doubles 1/1

PLAYER NOTES

- ◆ In his second career start, set new personal highs with 18 points and 12 rebounds for his first-ever double-double in the home win over Georgia State (Dec. 6).
- ◆ Scored eight points on 4-of-4 shooting against Point (Nov. 12).
- ◆ Made his first career appearance against Paine College (Nov. 3) and posted three points and three rebounds.

KENNESAW STATE MEN'S BASKETBALL

GAME NOTES AT DELAWARE | SUNDAY, JANUARY 4 | NEWARK, DEL.



#30 • DOZIE ONYIRIMBA

6-3 • 196 • So. • Forward • Powder Springs, Georgia

CAREER STATISTICS

ONYIRIMBA, Dozie

				Field Goals		3-Point		F-Throws		Rebounds								Scoring		
SEASON	TEAM	GP-GS	MIN/AVG	FG-FGA	FG%	3FG-3FGA	3FG%	FT-FTA	FT%	OFF	DEF	TOT	AVG	PF-FO	A	TO	BLK	STL	PTS	AVG
2024-25	KennSt	4-0	16/4.1	1-4	.250	0-0	.000	0-1	.000	3	2	5	1.3	2-0	1	1	0	0	2	0.5
2025-26	KennSt	5-0	16/3.2	3-7	.429	1-3	.333	0-0	.000	2	5	7	1.4	0-0	0	0	1	0	7	1.4
TOTAL		9-0	32/3.6	4-11	.364	1-3	.333	0-1	.000	5	7	12	1.3	2-0	1	1	1	0	9	1.0

GAME BY GAME STATISTICS

Opponent	Date	GS	MIN	Total		3-Pointers		Free throws		Rebounds				PF	A	TO	BLK	STL	PTS	AVG	
				FG-FGA	PCT	3FG-3FGA	PCT	FT-FTA	PCT	OFF	DEF	TOT	AVG								
Paine	11/03/2025		05:09	2-4	.500	0-1	.000	0-0	.000	2	3	5	5.0	0	0	0	0	1	0	4	4.0
at Florida A&M	11/08/2025		01:30	0-1	.000	0-1	.000	0-0	.000	0	0	0	2.5	0	0	0	0	0	0	2.0	
Point U.	11/12/2025		04:10	0-1	.000	0-0	.000	0-0	.000	0	1	1	2.0	0	0	0	0	0	0	1.3	
Georgia St.	12/06/2025		01:08	0-0	.000	0-0	.000	0-0	.000	0	0	0	1.5	0	0	0	0	0	0	1.0	
Southern Wesleyan	12/08/2025		04:00	1-1	1.000	1-1	1.000	0-0	.000	0	1	1	1.4	0	0	0	0	0	3	1.4	
Totals		0	15:57	3-7	.429	1-3	.333	0-0	.000	2	5	7	1.4	0	0	0	1	0	7	1.4	

SEASON & CAREER HIGHS

POINTS

Season 4, Paine (11/3)
Career 4, Paine (11/3/25)

FIELD GOALS

Season 2, Paine (11/3)
Career 2, Paine (11/3/25)

FREE THROWS

Season
Career

THREE-POINTERS

Season 1, Southern Wesleyan (12/8)
Career 1, Southern Wesleyan (12/8/25)

REBOUNDS

Season 5, Paine (11/3)
Career 5, Paine (11/3/25)

ASSISTS

Season
Career 1, Toccoa Falls (11/5)

STEALS

Season
Career

BLOCKS

Season 1, Paine (11/3)
Career 1, Paine (11/3/25)

MINUTES

Season 5, Paine (11/3)
Career 7, Toccoa Falls (11/5)

MISC STATS (SEASON/CAREER)

10+ Points 0/0
20+ Points 0/0
KSU Leading Scorer 0/0
10+ Rebounds 0/0
KSU Leading Rebounder 0/0
2+ Blocks 0/0
3+ Assists 0/0
3+ Steals 0/0
3+ Three-Pointers 0/0
Double-Doubles 0/0

PLAYER NOTES

- ◆ First career three-pointer against Southern Wesleyan (Dec. 8).
- ◆ Scored first points of the season against Paine (Nov. 3) with four along with a block.

KENNESAW STATE MEN'S BASKETBALL

GAME NOTES AT DELAWARE | SUNDAY, JANUARY 4 | NEWARK, DEL.



#31 • CHARLES STONE

6-2 • 169 • Sr. • Guard • Columbus, Georgia

X @cstoneee3

@cstoneee_03

CAREER STATISTICS

STONE, Charles

SEASON	TEAM	GP-GS	MIN/AVG	Field Goals		3-Point		F-Throws		Rebounds				Scoring			
				FG-FGA	FG%	3FG-3FGA	3FG%	FT-FTA	FT%	OFF	DEF	TOT	AVG	PF-FO	A	TO	BLK
2022-23	KennSt	6-0	12/2.0	1-2	.500	0-1	.000	0-0	.000	0	2	2	0.3	1-0	0	1	0
2023-24	KennSt	4-0	16/4.0	1-9	.111	1-8	.125	0-0	.000	0	3	3	0.8	1-0	1	1	0
2024-25	KennSt	4-0	16/4.1	1-5	.200	0-3	.000	0-0	.000	1	4	5	1.3	1-0	2	1	0
2025-26	KennSt	5-0	16/3.2	2-8	.250	1-6	.167	1-2	.500	1	2	3	0.6	1-0	0	0	1
TOTAL		19-0	60/3.2	5-24	.208	2-18	.111	1-2	.500	2	11	13	0.7	4-0	3	3	1

GAME BY GAME STATISTICS

#31 STONE, Charles

Opponent	Date	GS	MIN	Total		3-Pointers		Free throws		Rebounds				PF			
				FG-FGA	PCT	3FG-3FGA	PCT	FT-FTA	PCT	OFF	DEF	TOT	AVG	A	TO	BLK	STL
Paine	11/03/2025		05:09	1-4	.250	1-3	.333	0-0	.000	0	1	1	1.0	0	0	0	0
at Florida A&M	11/08/2025		01:30	0-1	.000	0-1	.000	0-0	.000	0	0	0	0.5	0	0	0	0
Point U.	11/12/2025		04:10	1-1	1.000	0-0	.000	1-2	.500	0	1	1	0.7	0	0	0	1
Georgia St.	12/06/2025		01:08	0-0	.000	0-0	.000	0-0	.000	0	0	0	0.5	0	0	0	0
Southern Wesleyan	12/08/2025		04:00	0-2	.000	0-2	.000	0-0	.000	1	0	1	0.6	1	0	0	0
Totals		0	15:57	2-8	.250	1-6	.167	1-2	.500	1	2	3	0.6	1	0	1	1

SEASON & CAREER HIGHS

POINTS

Season 3, twice
Career 3, three times

FIELD GOALS

Season 1, twice
Career 1, three times

FREE THROWS

Season 1, Point (11/12)
Career 1, Point (11/12/25)

THREE-POINTERS

Season 1, Paine (11/3)
Career 1, twice

REBOUNDS

Season 1, three times
Career 3, Toccoa Falls (11/5/24)

ASSISTS

Season
Career 1, Keiser (11/15/23)

STEALS

Season 1, Point (11/12)
Career 1, twice

BLOCKS

Season 1, Point (11/12)
Career 1, Point (11/12/25)

MINUTES

Season 6, Paine (11/3)
Career 7, Toccoa Falls (11/5/24)

MISC STATS (SEASON/CAREER)

10+ Points 0/0
20+ Points 0/0
KSU Leading Scorer 0/0
10+ Rebounds 0/0
KSU Leading Rebounder 0/0
2+ Blocks 0/0
3+ Assists 0/0
3+ Steals 0/0
3+ Three-Pointers 0/0
Double-Doubles 0/0

PLAYER NOTES

- ♦ Scored three points and posted his first career free throw and block against Point (Nov. 12).
- ♦ First points of the year on a three-pointer against Paine (Nov. 3).
- ♦ Team captain.

KENNESAW STATE MEN'S BASKETBALL

GAME NOTES AT DELAWARE | SUNDAY, JANUARY 4 | NEWARK, DEL.



2025-26 Kennesaw St. Men's Basketball Combined Team Statistics All games

Page 1/1
as of Jan 03, 2026

Game Records

Record	Overall	Home	Away	Neutral
ALL GAMES	8-5	5-1	2-2	1-2
CONFERENCE	0-2	0-0	0-2	0-0
NON-CONFERENCE	8-3	5-1	2-0	1-2

Score by Periods

Team	1st	2nd	OT	TOT
Kennesaw St.	566	599	28	1193
Opponents	480	492	21	993

Team Box Score

No.	Player				Total		3-Point		F-Throw		Rebounds											
		GP-GS	MIN	AVG	FG-FGA	FG%	3FG-3FGA	3FG%	FT-FTA	FT%	OFF	DEF	TOT	AVG	PF	DQ	A	TO	BLK	STL	PTS	AVG
5	COTTLE, Simeon	13-13	359:41	27.7	73-169	.432	45-106	.425	63-75	.840	6	22	28	2.2	36	1	39	33	2	18	254	19.5
13	LUE, Braedan	13-12	330:03	25.4	60-129	.465	8-33	.242	22-29	.759	31	51	82	6.3	33	0	18	20	17	9	150	11.5
0	SEALS, Ramone	13-12	271:43	20.9	43-97	.443	16-46	.348	32-40	.800	19	56	75	5.8	20	0	7	6	6	5	134	10.3
11	JOHNSON, RJ	12-4	258:28	21.5	44-89	.494	12-28	.429	22-38	.579	5	28	33	2.8	21	0	34	20	3	16	122	10.2
2	SIMPSON, Trey	13-2	262:26	20.2	40-86	.465	20-57	.351	11-15	.733	22	42	64	4.9	17	0	6	15	9	7	111	8.5
6	SHERMAN, Frankquon	13-4	276:54	21.3	35-83	.422	7-30	.233	27-42	.643	43	65	108	8.3	35	3	7	18	8	16	104	8.0
3	WASHINGTON III, Darius	13-0	243:35	18.7	35-77	.455	9-26	.346	17-30	.567	14	26	40	3.1	29	1	28	17	1	8	96	7.4
4	RICKARD, Kaden	13-8	272:47	21.0	30-74	.405	7-28	.250	27-45	.600	17	20	37	2.8	34	2	40	25	7	18	94	7.2
23	TAYLOR, Amir	12-7	184:25	15.4	26-42	.619	2-7	.286	14-27	.519	15	34	49	4.1	27	1	6	9	6	1	68	5.7
12	SMITH JR., Perry	8-3	119:36	15.0	17-20	.850	0-0	.000	5-11	.455	15	14	29	3.6	18	0	9	8	0	3	39	4.9
9	HOLLAND, Eric	5-0	17:33	3.5	2-7	.286	0-3	.000	4-6	.667	0	1	1	0.2	2	0	1	0	0	1	8	1.6
30	ONYIRIMBA, Dozie	5-0	15:57	3.2	3-7	.429	1-3	.333	0-0	.000	2	5	7	1.4	0	0	0	0	1	0	7	1.4
31	STONE, Charles	5-0	15:57	3.2	2-8	.250	1-6	.167	1-2	.500	1	2	3	0.6	1	0	0	0	1	1	6	1.2
21	HARRIS, Jaden	2-0	19:15	9.6	0-2	.000	0-1	.000	0-0	.000	0	2	2	1.0	1	0	0	1	1	0	0	0.0
Team											31	24	55					1				
Total		13	2648		410-890	.461	128-374	.342	245-360	.681	221	392	613	47.2	274	8	195	173	62	103	1193	91.8
Opponents		13	2650		307-806	.381	97-303	.320	282-372	.758	141	320	461	35.5	264	8	133	181	51	106	993	76.4

Team Statistics

	KENNST	OPP
Scoring	1193	993
Points per game	91.8	76.4
Scoring margin	+15.4	-
Field goals-att	410-890	307-806
Field goal pct	.461	.381
3 point fg-att	128-374	97-303
3-point FG pct	.342	.320
3-pt FG made per game	9.8	7.5
Free throws-att	245-360	282-372
Free throw pct	.681	.758
F-Throws made per game	18.8	21.7
Rebounds	613	461
Rebounds per game	47.2	35.5
Rebounding margin	+11.7	-
Assists	195	133
Assists per game	15.0	10.2
Turnovers	173	181
Turnovers per game	13.3	13.9
Turnover margin	+0.6	-
Assist/turnover ratio	1.1	0.7
Steals	103	106
Steals per game	7.9	8.2
Blocks	62	51
Blocks per game	4.8	3.9
Winning streak	0	-
Home win streak	3	-
Attendance	11584	6931
Home games-Avg/Game	6-1931	4-1733
Neutral site-Avg/Game	-	3-1805

Team Results

Date	Opponent		Score	Att.
11/03/2025	Paine	W	105-29	2025
11/08/2025	at Florida A&M	W	92-72	704
11/12/2025	Point U.	W	111-60	1805
11/16/2025	South Fla.	L	89-108	2167
11/24/2025	vs Rice	Wot	89-84	555
11/25/2025	vs Oral Roberts	L	83-91	341
11/26/2025	at FGCU	Wot	102-100	0
12/02/2025	Jackson St.	W	88-73	1378
12/06/2025	Georgia St.	W	92-69	3064
12/08/2025	Southern Wesleyan	W	121-66	1145
12/17/2025	at Middle Tenn.	L	67-68	2812
12/21/2025	vs Alabama	L	81-92	4520
01/02/2026	at Liberty	L	73-81	3415

KENNESAW STATE MEN'S BASKETBALL

GAME NOTES AT DELAWARE | SUNDAY, JANUARY 4 | NEWARK, DEL.



2025-26 Kennesaw St. Men's Basketball Combined Team Statistics In Conference games

Page 1/1
as of Jan 03, 2026

Game Records

Record	Overall	Home	Away	Neutral
ALL GAMES	0-2	0-0	0-2	0-0
CONFERENCE	0-2	0-0	0-2	0-0
NON-CONFERENCE	0-0	0-0	0-0	0-0

Score by Periods

Team	1st	2nd	OT	TOT
Kennesaw St.	64	76	0	140
Opponents	86	63	0	149

Team Box Score

No.	Player				Total		3-Point		F-Throw		Rebounds											
		GP-GS	MIN	AVG	FG-FGA	FG%	3FG-3FGA	3FG%	FT-FTA	FT%	OFF	DEF	TOT	AVG	PF	DQ	A	TO	BLK	STL	PTS	AVG
5	COTTLE, Simeon	2-2	62:21	31.2	11-37	.297	6-22	.273	6-7	.857	1	3	4	2.0	7	0	6	4	0	4	34	17.0
13	LUE, Braedan	2-2	57:32	28.8	10-27	.370	0-4	.000	11-12	.917	6	7	13	6.5	5	0	2	5	3	1	31	15.5
6	SHERMAN, Frankquon	2-0	55:35	27.8	7-15	.467	2-6	.333	3-6	.500	8	19	27	13.5	5	0	2	5	1	2	19	9.5
11	JOHNSON, RJ	1-0	24:10	24.2	3-8	.375	0-2	.000	2-2	1.000	1	0	1	1.0	1	0	2	2	0	1	8	8.0
23	TAYLOR, Amir	2-2	35:04	17.5	6-11	.545	0-1	.000	3-4	.750	2	5	7	3.5	9	1	0	1	1	0	15	7.5
0	SEALS, Ramone	2-2	54:12	27.1	5-15	.333	3-8	.375	0-0	.000	3	7	10	5.0	3	0	0	0	0	0	13	6.5
3	WASHINGTON III, Darius	2-0	38:08	19.1	4-12	.333	0-3	.000	1-2	.500	4	1	5	2.5	3	0	9	2	0	2	9	4.5
4	RICKARD, Kaden	2-1	26:23	13.2	2-7	.286	1-2	.500	1-2	.500	5	2	7	3.5	4	0	1	4	1	3	6	3.0
2	SIMPSON, Trey	2-1	40:20	20.2	2-9	.222	1-8	.125	0-0	.000	3	3	6	3.0	2	0	1	2	3	1	5	2.5
12	SMITH JR., Perry	1-0	06:15	6.3	0-2	.000	0-0	.000	0-0	.000	1	0	1	1.0	2	0	0	1	0	1	0	0.0
Team											9	3	12									
Total		2	400		50-143	.350	13-56	.232	27-35	.771	43	50	93	46.5	41	1	23	26	9	15	140	70.0
Opponents		2	400		46-109	.422	14-43	.326	43-56	.768	19	53	72	36.0	34	1	25	26	19	16	149	74.5

Team Statistics

	KENNST	OPP
Scoring	140	149
Points per game	70.0	74.5
Scoring margin	-4.5	-
Field goals-att	50-143	46-109
Field goal pct	.350	.422
3 point fg-att	13-56	14-43
3-point FG pct	.232	.326
3-pt FG made per game	6.5	7.0
Free throws-att	27-35	43-56
Free throw pct	.771	.768
F-Throws made per game	13.5	21.5
Rebounds	93	72
Rebounds per game	46.5	36.0
Rebounding margin	+10.5	-
Assists	23	25
Assists per game	11.5	12.5
Turnovers	26	26
Turnovers per game	13.0	13.0
Turnover margin	0.0	-
Assist/turnover ratio	0.9	1.0
Steals	15	16
Steals per game	7.5	8.0
Blocks	9	19
Blocks per game	4.5	9.5
Winning streak	0	-
Home win streak	0	-
Attendance	0	6227
Home games-Avg/Game	0-0	2-3114
Neutral site-Avg/Game	-	0-0

Team Results

Date	Opponent		Score	Att.
12/17/2025	at Middle Tenn.	L	67-68	2812
01/02/2026	at Liberty	L	73-81	3415

KENNESAW STATE MEN'S BASKETBALL

GAME NOTES AT DELAWARE | SUNDAY, JANUARY 4 | NEWARK, DEL.



2025-26 Kennesaw St. Men's Basketball Season Schedule/Results & Leaders All games

Page 1/1
as of Jan 03, 2026

Game Records

Record	Overall	Home	Away	Neutral
ALL GAMES	8-5	5-1	2-2	1-2
CONFERENCE	0-2	0-0	0-2	0-0
NON-CONFERENCE	8-3	5-1	2-0	1-2

Team Results

Date	Opponent		Score	Att.	High Points	High Rebounds
11/03/2025	Paine	W	105-29	2025	(18) SIMPSON, Trey	(10) SEALS, Ramone
11/08/2025	at Florida A&M	W	92-72	704	(18) JOHNSON, RJ (18) SEALS, Ramone	(9) SEALS, Ramone
11/12/2025	Point U.	W	111-60	1805	(16) COTTLE, Simeon (16) WASHINGTON III, Darius	(11) SHERMAN, Frankquon
11/16/2025	South Fla.	L	89-108	2167	(25) COTTLE, Simeon	(8) SHERMAN, Frankquon (8) SIMPSON, Trey
11/24/2025	vs Rice	Wot	89-84	555	(25) COTTLE, Simeon (25) SEALS, Ramone	(8) SEALS, Ramone
11/25/2025	vs Oral Roberts	L	83-91	341	(17) LUE, Braedan	(9) LUE, Braedan
11/26/2025	at FGCU	Wot	102-100	0	(33) COTTLE, Simeon	(8) LUE, Braedan
12/02/2025	Jackson St.	W	88-73	1378	(28) COTTLE, Simeon	(12) SHERMAN, Frankquon
12/06/2025	Georgia St.	W	92-69	3064	(18) TAYLOR, Amir	(12) TAYLOR, Amir
12/08/2025	Southern Wesleyan	W	121-66	1145	(26) SIMPSON, Trey	(8) SIMPSON, Trey
12/17/2025	at Middle Tenn.	L	67-68	2812	(20) LUE, Braedan	(15) SHERMAN, Frankquon
12/21/2025	vs Alabama	L	81-92	4520	(20) COTTLE, Simeon	(11) SHERMAN, Frankquon
01/02/2026	at Liberty	L	73-81	3415	(22) COTTLE, Simeon	(12) SHERMAN, Frankquon

Attendance Summary

	Games	Attend	Avg/Game
Home	6	11584	1931
Away	4	6931	1733
Neutral	3	5416	1805
Total	13	23931	1841



KENNESAW STATE MEN'S BASKETBALL

GAME NOTES AT DELAWARE | SUNDAY, JANUARY 4 | NEWARK, DEL.



2025-26 Kennesaw St. Men's Basketball Points-rebounds-assists All games

Page 1/1
as of Jan 03, 2026

Opponent	Date	Score	0	2	3	4	5	6	9	11	12	13	21	
			SEALS,RAMO	SIMPSON,TR	WASHINGTON	RICKARD,KA	COTTE,SIM	SHERMAN,FR	HOLLAND,ER	JOHNSON,RJ	SMITH JR.,	LUE,BRAEDA	HARRIS,JAD	
Paine	11/03/2025	105-29	W	12-10-3	18-6-0	9-6-3	9-5-7	17-3-3	2-5-0	4-0-0	6-5-4	10-6-0	8-4-1	0-1-0
at Florida A&M	11/08/2025	92-72	W	18-9-0	8-8-0	8-0-1	6-0-2	12-1-3	11-8-1	0-0-0	18-1-2	6-1-1	2-4-1	DNP
Point U.	11/12/2025	111-60	W	8-4-0	15-10-2	16-2-2	5-1-4	16-2-5	6-11-1	3-1-0	13-4-6	4-7-2	14-10-1	DNP
South Fla.	11/16/2025	89-108	L	5-1-0	11-8-1	5-2-0	3-0-1	25-3-3	7-8-0	DNP	11-4-6	10-3-3	12-5-1	DNP
vs Rice	11/24/2025	89-84	Wot	25-8-2	9-1-0	5-4-4	5-2-4	25-4-4	6-7-0	DNP	3-1-1	4-4-1	4-3-1	DNP
vs Oral Roberts	11/25/2025	83-91	L	3-4-0	2-0-0	10-1-2	14-2-1	15-2-1	9-5-0	DNP	7-4-0	5-3-1	17-9-2	DNP
at FGCU	11/26/2025	102-100	Wot	10-5-0	8-2-1	5-1-2	9-5-3	33-3-2	28-2-3	16-12-1	4-4-0	11-3-2	10-2-3	DNP
Jackson St.	12/02/2025	88-73	W	13-7-1	0-3-1	5-7-1	11-10-2	12-0-3	7-0-4	2-5-0	1-0-0	5-4-1	15-6-3	0-1-0
Georgia St.	12/06/2025	92-69	W	12-6-0	7-9-0	13-6-3	12-0-3	22-2-4	10-5-1	0-0-1	14-1-5	DNP	12-6-0	DNP
Southern Wesleyan	12/08/2025	121-66	W	5-3-1	26-8-0	7-3-1	14-4-8	22-2-4	10-5-1	DNP	8-1-2	DNP	20-4-2	DNP
at Middle Tenn.	12/17/2025	67-68	L	0-1-0	5-4-1	2-2-0	3-6-1	12-1-2	11-15-0	DNP	16-3-2	DNP	12-10-4	DNP
vs Alabama	12/21/2025	81-92	L	10-8-0	2-3-0	4-3-0	0-1-4	20-2-1	12-11-1	DNP	16-3-2	DNP	12-10-4	DNP
at Liberty	01/02/2026	73-81	L	13-9-0	0-2-0	7-3-9	3-1-0	22-3-4	8-12-2	DNP	DNP	DNP	11-9-0	DNP
Opponent	Date	Score	23	30	31									
			TAYLOR,AMI	ONVIRIMBA,	STONE,CHAR									
Paine	11/03/2025	105-29	W	3-3-1	4-5-0	3-1-0								
at Florida A&M	11/08/2025	92-72	W	3-2-1	0-0-0	0-0-0								
Point U.	11/12/2025	111-60	W	8-6-0	0-1-0	3-1-0								
South Fla.	11/16/2025	89-108	L	DNP	DNP	DNP								
vs Rice	11/24/2025	89-84	Wot	3-3-0	DNP	DNP								
vs Oral Roberts	11/25/2025	83-91	L	1-1-0	DNP	DNP								
at FGCU	11/26/2025	102-100	Wot	3-4-0	DNP	DNP								
Jackson St.	12/02/2025	88-73	W	1-1-1	DNP	DNP								
Georgia St.	12/06/2025	92-69	W	18-12-2	0-0-0	0-0-0								
Southern Wesleyan	12/08/2025	121-66	W	8-7-0	3-1-0	0-1-0								
at Middle Tenn.	12/17/2025	67-68	L	6-4-0	DNP	DNP								
vs Alabama	12/21/2025	81-92	L	5-3-1	DNP	DNP								
at Liberty	01/02/2026	73-81	L	9-3-0	DNP	DNP								



KENNESAW STATE MEN'S BASKETBALL

GAME NOTES AT DELAWARE | SUNDAY, JANUARY 4 | NEWARK, DEL.



2025-26 Kennesaw St. Men's Basketball Team Game-by-Game All games

Page 1/1
as of Jan 03, 2026

				Total		3-Pointers		Free throws		Rebounds										
Opponent	Date	Score		FG-FGA	PCT	3FG-3FGA	PCT	FT-FTA	PCT	OFF	DEF	TOT	AVG	PF	A	TO	BLK	STL	PTS	AVG
Paine	11/03/2025	105-29	W	37-69	.536	17-36	.472	14-20	.700	13	50	63	63.0	7	22	12	6	8	105	105.0
at Florida A&M	11/08/2025	92-72	W	32-57	.561	8-20	.400	20-28	.714	5	30	35	49.0	22	12	14	3	7	92	98.5
Point U.	11/12/2025	111-60	W	41-79	.519	13-31	.419	16-36	.444	25	38	63	53.7	18	23	9	4	12	111	102.7
South Fla.	11/16/2025	89-108	L	28-71	.394	8-33	.242	25-39	.641	23	22	45	51.5	28	15	14	6	7	89	99.3
vs Rice	11/24/2025	89-84	Wot	28-70	.400	10-29	.345	23-30	.767	17	27	44	50.0	26	17	13	7	9	89	97.2
vs Oral Roberts	11/25/2025	83-91	L	27-59	.458	6-20	.300	23-35	.657	13	19	32	47.0	26	7	15	4	11	83	94.8
at FGCU	11/26/2025	102-100	Wot	32-63	.508	9-25	.360	29-36	.806	13	32	45	46.7	28	12	19	3	5	102	95.9
Jackson St.	12/02/2025	88-73	W	27-68	.397	9-37	.243	25-39	.641	25	27	52	47.4	19	14	9	9	6	88	94.9
Georgia St.	12/06/2025	92-69	W	32-61	.525	10-22	.455	18-29	.621	9	41	50	47.7	28	16	19	4	5	92	94.6
Southern Wesleyan	12/08/2025	121-66	W	46-81	.568	18-42	.429	11-15	.733	20	25	45	47.4	12	21	7	3	13	121	97.2
at Middle Tenn.	12/17/2025	67-68	L	23-63	.365	3-20	.150	18-22	.818	18	26	44	47.1	21	8	13	7	7	67	94.5
vs Alabama	12/21/2025	81-92	L	30-69	.435	7-23	.304	14-18	.778	15	31	46	47.0	19	13	16	4	5	81	93.3
at Liberty	01/02/2026	73-81	L	27-80	.338	10-36	.278	9-13	.692	25	24	49	47.2	20	15	13	2	8	73	91.8
Total		1193		410-890	.461	128-374	.342	245-360	.681	221	392	613	47.2	274	195	173	62	103	1193	91.8
Opponents		993		307-806	.381	97-303	.320	282-372	.758	141	320	461	35.5	264	133	181	51	106	993	76.4

Kennesaw St. Averages

Games Played	Points/game	FG Pct	3FG Pct	FT Pct	Rebounds/game	Assists/game	Turnovers/game	Assist/Turnover ratio	Steals/game	Blocks/game
13	91.8	46.1	34.2	68.1	47.2	15.0	13.3	1.1	7.9	4.8



KENNESAW STATE MEN'S BASKETBALL

GAME NOTES AT DELAWARE | SUNDAY, JANUARY 4 | NEWARK, DEL.



2025-26 Kennesaw St. Men's Basketball Category Leaders All games

Page 1/3
as of Jan 03, 2026

Points

##	Player	G	Pts	Pts/G
5	Cottle, Simeon	13	254	19.5
13	Lue, Braedan	13	150	11.5
0	Seals, Ramone	13	134	10.3
11	Johnson, RJ	12	122	10.2
2	Simpson, Trey	13	111	8.5
6	Sherman, Frankquon	13	104	8.0
3	Washington III, Darius	13	96	7.4
4	Rickard, Kaden	13	94	7.2
23	Taylor, Amir	12	68	5.7
12	Smith Jr., Perry	8	39	4.9
9	Holland, Eric	5	8	1.6
30	Onyirimba, Dozie	5	7	1.4
31	Stone, Charles	5	6	1.2

Scoring Average

##	Player	G	Pts	Pts/G
5	Cottle, Simeon	13	254	19.5
13	Lue, Braedan	13	150	11.5
0	Seals, Ramone	13	134	10.3
11	Johnson, RJ	12	122	10.2
2	Simpson, Trey	13	111	8.5
6	Sherman, Frankquon	13	104	8.0
3	Washington III, Darius	13	96	7.4
4	Rickard, Kaden	13	94	7.2
23	Taylor, Amir	12	68	5.7
12	Smith Jr., Perry	8	39	4.9
9	Holland, Eric	5	8	1.6
30	Onyirimba, Dozie	5	7	1.4
31	Stone, Charles	5	6	1.2

Field Goal Percentage

##	Player	FG	Att	Pct
12	Smith Jr., Perry	17	20	.850
23	Taylor, Amir	26	42	.619
11	Johnson, RJ	44	89	.494
13	Lue, Braedan	60	129	.465
2	Simpson, Trey	40	86	.465
3	Washington III, Darius	35	77	.455
0	Seals, Ramone	43	97	.443
5	Cottle, Simeon	73	169	.432
30	Onyirimba, Dozie	3	7	.429
6	Sherman, Frankquon	35	83	.422
4	Rickard, Kaden	30	74	.405
9	Holland, Eric	2	7	.286
31	Stone, Charles	2	8	.250

Field Goal Attempts

##	Player	G	Att	Att/G
5	Cottle, Simeon	13	169	13.0
13	Lue, Braedan	13	129	9.9
0	Seals, Ramone	13	97	7.5
11	Johnson, RJ	12	89	7.4
2	Simpson, Trey	13	86	6.6

Field Goals Made

##	Player	G	Made	Made/G
5	Cottle, Simeon	13	73	5.6
13	Lue, Braedan	13	60	4.6
11	Johnson, RJ	12	44	3.7
0	Seals, Ramone	13	43	3.3
2	Simpson, Trey	13	40	3.1

KENNESAW STATE MEN'S BASKETBALL

GAME NOTES AT DELAWARE | SUNDAY, JANUARY 4 | NEWARK, DEL.



2025-26 Kennesaw St. Men's Basketball Category Leaders All games

Page 2/3
as of Jan 03, 2026

3-Point FG Percentage

##	Player	3FG	Att	Pct
11	Johnson, RJ	12	28	.429
5	Cottle, Simeon	45	106	.425
2	Simpson, Trey	20	57	.351
0	Seals, Ramone	16	46	.348
3	Washington III, Darius	9	26	.346
30	Onyirimba, Dozie	1	3	.333
23	Taylor, Amir	2	7	.286
4	Rickard, Kaden	7	28	.250
13	Lue, Braedan	8	33	.242
6	Sherman, Frankquon	7	30	.233
31	Stone, Charles	1	6	.167

3-Point FG Attempts

##	Player	G	Att	Att/G
5	Cottle, Simeon	13	106	8.2
2	Simpson, Trey	13	57	4.4
0	Seals, Ramone	13	46	3.5
13	Lue, Braedan	13	33	2.5
6	Sherman, Frankquon	13	30	2.3

3-Point FG Made

##	Player	G	Made	Made/G
5	Cottle, Simeon	13	45	3.5
2	Simpson, Trey	13	20	1.5
0	Seals, Ramone	13	16	1.2
11	Johnson, RJ	12	12	1.0
3	Washington III, Darius	13	9	0.7

Free Throw Percentage

##	Player	Made	Att	Pct
5	Cottle, Simeon	63	75	.840
0	Seals, Ramone	32	40	.800
13	Lue, Braedan	22	29	.759
2	Simpson, Trey	11	15	.733
9	Holland, Eric	4	6	.667
6	Sherman, Frankquon	27	42	.643
4	Rickard, Kaden	27	45	.600
11	Johnson, RJ	22	38	.579
3	Washington III, Darius	17	30	.567
23	Taylor, Amir	14	27	.519
31	Stone, Charles	1	2	.500
12	Smith Jr., Perry	5	11	.455

Free Throw Attempts

##	Player	G	Att	Att/G
5	Cottle, Simeon	13	75	5.8
4	Rickard, Kaden	13	45	3.5
6	Sherman, Frankquon	13	42	3.2
0	Seals, Ramone	13	40	3.1
11	Johnson, RJ	12	38	3.2

Free Throws Made

##	Player	G	Made	Made/G
5	Cottle, Simeon	13	63	4.8
0	Seals, Ramone	13	32	2.5
6	Sherman, Frankquon	13	27	2.1
4	Rickard, Kaden	13	27	2.1
13	Lue, Braedan	13	22	1.7

Rebounds

##	Player	G	Reb	Reb/G
6	Sherman, Frankquon	13	108	8.3
13	Lue, Braedan	13	82	6.3
0	Seals, Ramone	13	75	5.8
2	Simpson, Trey	13	64	4.9
23	Taylor, Amir	12	49	4.1

Assists

##	Player	G	Ast	Ast/G
4	Rickard, Kaden	13	40	3.1
5	Cottle, Simeon	13	39	3.0
11	Johnson, RJ	12	34	2.8
3	Washington III, Darius	13	28	2.2
13	Lue, Braedan	13	18	1.4

Rebounds Average

##	Player	G	Reb	Reb/G
6	Sherman, Frankquon	13	108	8.3
13	Lue, Braedan	13	82	6.3
0	Seals, Ramone	13	75	5.8

Steals

##	Player	G	Stl	Stl/G
5	Cottle, Simeon	13	18	1.4
4	Rickard, Kaden	13	18	1.4
11	Johnson, RJ	12	16	1.3

KENNESAW STATE MEN'S BASKETBALL

GAME NOTES AT DELAWARE | SUNDAY, JANUARY 4 | NEWARK, DEL.



2025-26 Kennesaw St. Men's Basketball Category Leaders All games

Page 3/3
as of Jan 03, 2026

Offensive Rebounds

##	Player	G	OReb	OReb/G
6	Sherman, Frankquon	13	43	3.3
13	Lue, Braedan	13	31	2.4
2	Simpson, Trey	13	22	1.7
0	Seals, Ramone	13	19	1.5
4	Rickard, Kaden	13	17	1.3

Blocked Shots

##	Player	G	Blk	Blk/G
13	Lue, Braedan	13	17	1.3
2	Simpson, Trey	13	9	0.7
6	Sherman, Frankquon	13	8	0.6
4	Rickard, Kaden	13	7	0.5
0	Seals, Ramone	13	6	0.5

Defensive Rebounds

##	Player	G	DReb	DReb/G
6	Sherman, Frankquon	13	65	5.0
0	Seals, Ramone	13	56	4.3
13	Lue, Braedan	13	51	3.9
2	Simpson, Trey	13	42	3.2
23	Taylor, Amir	12	34	2.8

Minutes

##	Player	G	Min	Min/G
5	Cottle, Simeon	13	360	27:40
13	Lue, Braedan	13	330	25:23
6	Sherman, Frankquon	13	277	21:18
4	Rickard, Kaden	13	273	20:59
0	Seals, Ramone	13	272	20:54

Fouls

##	Player	G	PF	PF/G
5	Cottle, Simeon	13	36	2.8
6	Sherman, Frankquon	13	35	2.7
4	Rickard, Kaden	13	34	2.6
13	Lue, Braedan	13	33	2.5
3	Washington III, Darius	13	29	2.2

Turnovers

##	Player	G	TO	TO/G
5	Cottle, Simeon	13	33	2.5
4	Rickard, Kaden	13	25	1.9
13	Lue, Braedan	13	20	1.5
11	Johnson, RJ	12	20	1.7
6	Sherman, Frankquon	13	18	1.4

Foul Outs

##	Player	G	FO
6	Sherman, Frankquon	13	3
4	Rickard, Kaden	13	2
5	Cottle, Simeon	13	1
3	Washington III, Darius	13	1
23	Taylor, Amir	12	1

KENNESAW STATE MEN'S BASKETBALL

GAME NOTES AT DELAWARE | SUNDAY, JANUARY 4 | NEWARK, DEL.

GAME 1 Nov. 4

VyStar Arena
Kennesaw, Ga.



105



29

Paine College - 29		Record: 0-1												
NO.	Name	Min	FG M-A	3P M-A	FT M-A	Rebounds OR DR TOT	Fouls PF FO	TP	AS	TO	ST	Blocks BS BA	+/-	
2	Na'aj Moody	09:26	0-3	0-1	0-0	0 4 4	0 0	0	0	2	0	1	0 -14	
3	Jocqua Keaton	19:16	1-11	1-4	0-0	0 1 1	1 0	3	0	1	1	0 2 -45		
4	Kole Taylor	27:50	2-13	0-5	2-2	0 2 2	2 3	6	1	1	3	0 1 -50		
5	Ivan Lawson	22:28	1-4	0-0	0-2	0 0 0	2 1	2	0	1	0	0 2 -52		
11	Kelvin Johnson	21:35	0-6	0-3	0-0	0 1 1	2 0	0	0	0	0	0 0 -54		
1	Martaz Owens	15:50	2-6	0-1	0-0	0 1 1	2 0	4	0	1	1	0 1 -26		
0	Curtis Phillips	08:42	0-5	0-0	0-0	1 0 1	3 1	0	0	1	0	0 0 -20		
21	Jerry Randall Jr.	11:27	2-6	0-3	0-0	0 4 4	0 0	4	0	1	0	1 0 -14		
13	Ethan Mays	11:09	0-2	0-0	1-2	2 0 2	0 1	1	0	2	1	0 0 -19		
30	Donte Walters Jr.	12:30	1-3	0-0	0-1	1 3 4	1 0	2	1	0	0	0 0 -16		
22	Khalid Johnson	07:07	1-5	1-3	0-0	0 0 0	0 0	3	0	1	0	0 0 -13		
10	Jaylen Dopsen	07:52	1-3	0-0	0-0	2 2 4	0 0	2	1	0	0	0 0 -19		
24	Jesiah Justice	10:28	1-4	0-2	0-0	1 0 1	1 1	2	0	0	0	0 0 -16		
20	Antione Youmans	07:57	0-1	0-1	0-0	2 2 2	1 0	0	1	2	0	0 0 -14		
15	Terri Samagbeyi	06:23	0-1	0-0	0-0	0 0 0	0 0	0	0	0	0	0 0 -5		
Team						4 3 7	0	0	1					
Totals		12-73	2-23	3-6	11 23 34	15 7	29	4	14	6	2	6	-76	

Major Fouls: NONE

Kennesaw State - 105				Record: 1-0												
NO.	Name	Min	FG	3P	FT	Rebounds	Fouls	TP	AS	TO	ST	Blocks	+/			
			M-A	M-A	M-A	DR	OT	FF				BS				
0	Ramone Seals	F 17:04	3-7	2-4	4-5	2	8	10	1	2	12	3	0	1	0	27
6	Frankquon Sherman	F 09:58	0-1	0-1	2-4	0	5	5	0	2	2	0	2	0	1	13
13	Braeden Lue	F 19:36	3-6	2-3	0-0	2	2	4	1	1	8	1	1	0	1	43
5	Simeon Cottle	G 18:54	6-9	5-8	0-0	1	2	3	1	0	17	3	1	0	0	48
11	RJ Johnson	G 05:56	2-2	0-0	2-2	0	5	5	1	1	6	4	0	0	2	16
12	Perry Smith Jr.	14:35	5-5	0-0	0-0	2	4	6	1	0	10	1	0	2	0	33
3	Darius Washington III	25:15	3-7	1-2	2-2	0	6	6	1	1	9	3	2	2	0	53
2	Trey Simpson	22:03	6-10	5-9	1-2	2	4	6	1	1	18	0	2	1	0	38
4	Kaden Rickard	21:46	4-7	1-3	0-1	0	5	5	0	4	9	7	1	1	0	41
23	Amir Taylor	16:25	1-4	0-1	1-2	0	3	3	0	1	3	1	0	0	1	31
21	Jaden Harris	11:25	0-1	0-1	0-0	0	1	1	0	1	0	0	1	0	0	13
9	Eric Holland	06:45	1-2	0-0	2-2	0	0	0	0	1	4	0	0	1	0	10
30	Dozie Onyimbaba	05:09	2-4	0-1	0-0	2	3	5	0	0	4	0	0	0	1	7
31	Charles Stone	05:09	1-4	1-3	0-0	0	1	1	0	0	3	0	0	0	0	7
Team						2	1	3	0	0	0	1				
Totals			37-69	17-36	14-20	13	50	63	7	15	105	22	12	8	6	276

Major Fouls: NONE

PAIN		KSU		Points from Turnovers		PAIN KSU		Period by Period Scoring		
Biggest lead	0 (1 st 20:00)	76 (2 nd 2:01)		Turnovers	3 13			1st	2nd	TOT
Best Scoring Run	3 (2 nd 16:09)	23 (1 st 8:07)		Paint	16 38			PAIN	10	19 29
Lead Changes	0			Second Chance	2 19					
Times Tied	0			Fast Breaks	0 10					
Time with Lead	00:00	39:42		Bench	18 60			KSU	60	45 105

GAME 2 Nov. 8

Lawson Center
Tallahassee, Fla.



92



72

Kennesaw State - 92																
Record: 2-0																
NO. Name	Min	FG		3P	FT	Rebounds		Fouls		TP	AS	TO	ST	Blocks	+/-	
		M	A	M	A	O	D	R	PF							FF
0 Ramone Seals	F 22:13	7-8	2-3	2-2	2	7	9	1	1	18	0	1	0	0	0	13
6 Frankquon Sherman	F 19:35	5-8	1-2	0-1	1	7	8	1	1	11	1	0	2	1	0	13
23 Amir Taylor	F 07:48	0-0	0-0	3-4	0	2	2	2	2	3	1	1	0	1	0	6
5 Simeon Cottle	G 27:55	3-7	1-4	5-6	0	1	1	2	5	12	3	5	0	0	0	9
11 RJ Johnson	G 29:13	6-10	1-2	5-7	0	1	1	4	6	18	2	4	0	0	0	17
13 Braeden Lue	F 19:17	1-5	0-0	0-0	1	3	4	0	0	2	1	1	1	0	0	6
12 Davin Cosby Jr.	01:46	0-0	0-0	0-0	0	0	0	0	0	0	0	0	0	0	0	-4
12 Perry Smith Jr.	16:01	2-2	0-0	2-2	1	0	1	2	1	6	1	1	0	0	0	14
3 Darius Washington III	13:05	2-5	1-2	3-5	0	0	0	3	3	8	1	2	0	0	1	6
4 Kaden Rickard	20:54	3-4	0-0	0-1	0	0	0	3	1	6	2	1	0	0	0	13
2 Trey Simpson	18:33	3-6	2-5	0-0	0	8	8	0	0	8	0	0	0	1	0	10
9 Eric Holland	01:30	0-0	0-0	0-0	0	0	0	0	0	0	0	0	0	0	0	-1
30 Dozie Onyimbaba	01:30	0-1	0-1	0-0	0	0	0	0	0	0	0	0	0	0	0	-1
31 Charles Stone	01:30	0-1	0-1	0-0	0	0	0	0	0	0	0	0	0	0	0	-1
Team					0	1	1	0	0	0	0					
Totals		32-57	8-20	20-28	5	30	35	22	20	92	12	14	7	3	1	20
Major Fouls: NONE																
Shooting By Period																
1st FG% 17.32 53.1%																
3PT% 2.9 22.2%																
FT% 12.14 85.7%																
2nd FG% 15.25 60.0%																
3PT% 6.11 54.5%																
FT% 8.14 57.1%																
GM FG% 32.57 56.1%																
3PT% 8.20 40.0%																
FT% 20.28 71.4%																
Dead Ball Rebounds: 3-4																

Major Fouls: NONE

Florida A&M - 72																							
NO. Name	Min	FG		3P		FT		Rebounds		Fouls		TP	AS	TO	ST	Blocks		+/-	Shooting By Period				
		M-A	%	M-A	%	M-A	%	OR	DR	TO	PF					FO	BS		BA	1st	FG%	2nd	FG%
22 Tyler Shirley	F 35:03	4-10	40.0	3-6	50.0	3-3	100.0	1	2	3	2	4	14	1	2	0	0	0	-8	1st	FG%	12-36	33.3%
2 Jordan Chatman	F 17:34	2-6	33.3	1-5	20.0	3-3	100.0	0	2	2	4	1	8	0	1	2	0	0	-15	FT%	6-8	75%	
3 Jaquan Sanders	G 24:41	2-10	20.0	0-4	0.0	4-4	100.0	0	2	2	2	3	8	3	2	0	1	1	-16	2nd	FG%	10-31	32.3%
4 Anquan Boldin Jr.	G 26:31	2-8	25.0	0-1	0.0	4-8	50.0	4	2	6	1	5	8	0	3	1	0	0	-27	3PT%	0-9	0.0%	
11 Micah Octave	G 21:51	0-2	0.0	0-0	0.0	0-0	0.0	3	6	9	0	0	1	1	2	2	0	1	-2	FT%	18-25	72%	
13 Deyvion Palmer	F 18:30	5-9	55.6	0-0	0.0	6-9	66.7	3	3	6	2	5	16	0	1	0	0	0	-14	GMF%	22-67	32.8%	
1 Baker Antonio	F 25:28	3-9	33.3	0-1	0.0	4-6	66.7	1	1	2	3	3	10	3	0	2	0	0	-1	3PT%	4-19	21.1%	
10 Kaleb Washington	F 14:44	3-10	30.0	0-1	0.0	0-0	0.0	2	2	2	1	1	6	1	0	2	0	1	-10	FT%	24-33	72.7%	
0 Lenard Taylor Jr.	F 03:13	0-1	0.0	0-0	0.0	0-0	0.0	0	1	1	0	0	0	0	0	0	0	0	-1	Dead Ball Rebounds: 7.2			
12 Anthony Knowles	F 09:30	1-2	50.0	0-1	0.0	0-0	0.0	0	0	0	0	0	2	0	0	0	0	0	-8				
14 Malcolm Stute	F 01:30	0-0	0.0	0-0	0.0	0-0	0.0	0	0	0	0	0	0	0	0	0	0	0	1				
8 Amir Rahman	F 01:25	0-0	0.0	0-0	0.0	0-0	0.0	0	0	0	0	0	0	0	1	0	0	0	2				
Team								1	2	3	0	0	0	0	0								
Totals		22-67	4-19	24-33	13	23	36	20	22	72	9	12	9	0	9	1	3	3	-20				

Major Fouls: NONE

KSU		FAMU		Points from Turnovers		Period by Period Scoring	
Biggest lead	22 (2 nd 1:30)	3 (1 st 11:47)		Turnovers	7 18		
Best Scoring Run	10 (1 st 7:00)	6 (2 nd 14:46)		Paint	46 30		
Lead Changes	2			Second Chance	6 10		
Times Tied	3			Fast Breaks	20 22		
Time with Lead	34:58	04:09		Bench	30 34		

GAME 3 Nov. 12

VyStar Arena
Kennesaw, Ga.



111



60

Point U. - 60		Record: 3-2														
NO. Name		Min	FG		3P	FT	Rebounds		Fouls	TP	AS	TO	ST	Blocks	+/-	
			M-A	M-A	3P	DR	OR	TS	FD							FD
0 Kaden Paul	G	28:24	2-5	1-3	3-5	1	4	5	1	5	8	0	2	0	0	-43
3 Tanner Higgins	G	24:34	1-3	1-2	2-2	1	3	4	2	1	5	1	0	0	0	-26
4 Cahill Edwards	G	24:08	3-12	0-0	6-8	1	2	3	1	4	12	1	9	2	0	-31
12 Kenton Steele	G	32:03	3-12	1-3	4-4	0	5	5	3	5	11	0	2	1	0	-43
24 Brandon Kincaid	G	14:06	0-1	0-0	1-2	1	2	3	4	1	1	0	0	0	0	-21
1 Tae Story	G	05:42	0-2	0-1	0-0	0	0	0	0	2	0	0	0	0	0	-4
2 Deion Subaran	G	09:27	0-2	0-0	0-0	1	1	2	1	0	0	0	0	0	0	-6
11 Yuta Yamamoto	G	16:13	1-4	0-0	0-0	0	0	0	0	0	2	2	1	0	0	-12
7 Robert Harris	G	21:26	6-12	4-5	1-2	1	4	5	3	1	17	1	2	1	0	-21
55 Charles Bryant	G	08:13	0-0	0-0	0-0	0	0	0	2	0	0	0	0	0	0	-16
3 Jackson Ary	G	03:49	0-1	0-1	0-0	0	0	0	1	0	0	0	0	0	0	-7
10 Isaac Stalon	G	02:23	1-1	0-0	0-0	0	0	0	0	0	2	0	0	0	0	-5
14 Tristen Abner	G	02:23	0-0	0-0	0-0	0	0	0	0	0	0	0	0	0	0	-5
21 Jude Ellis	G	02:23	0-1	0-0	0-0	0	0	0	1	0	0	0	0	0	0	-5
23 Vallon Toussaint	G	02:23	0-1	0-0	0-0	0	1	1	0	0	0	0	0	0	0	-5
25 Eli McNealy	G	02:23	0-1	0-0	2-2	0	1	1	0	1	2	0	1	0	0	-5
Team						1	2	3	0	0	0	2				
Totals			17-58	7-18	19-25	7	25	32	22	18	60	5	19	4	0	-51

Major Fouls: NONE

Kennesaw St. - 111																
Record: 3-0																
NO. Name	Min	FG		3P	FT		Rebounds		Fouls		TP	AS	TO	ST	Blocks	+/-
		M-A	M-A	M-A	DR	OT	PF	FF	FD							
0 Ramone Seals	11:22	3-8	1-3	1-2	2	2	4	0	1	8	0	0	1	0	0	18
6 Frankquon Sherman	21:55	3-6	0-0	0-1	6	5	11	1	1	6	1	1	0	0	0	30
13 Braeden Lue	20:27	5-7	2-2	2-4	5	5	10	2	2	14	1	0	2	2	0	31
5 Simeon Cottle	21:23	5-12	3-9	3-4	0	2	2	1	2	16	5	0	1	0	0	23
11 RJ Johnson	21:31	4-6	2-2	3-5	0	4	4	1	3	13	6	0	3	0	0	30
7 Trey Symson	22:33	6-11	3-5	0-1	6	4	10	1	1	15	2	3	0	1	0	38
4 Kaden Rickard	19:29	2-11	0-5	1-4	1	0	1	4	3	5	4	2	3	0	0	22
12 Perry Smith Jr	15:45	2-2	0-0	0-1	2	5	7	3	1	4	2	1	0	0	0	17
3 Darus Washington III	21:24	5-8	2-4	4-8	1	1	2	3	4	16	2	1	1	0	0	28
3 Amir Taylor	11:41	4-4	0-0	0-2	1	5	6	1	2	8	0	1	0	0	0	12
9 Jalen Ward	04:10	1-1	0-0	1-1	0	1	1	0	1	0	0	0	0	0	0	0
30 Dozie Okimba	04:10	0-1	0-0	0-0	0	1	0	0	0	0	0	0	0	0	0	2
31 Charles Stone	04:10	1-1	0-0	1-2	0	1	1	0	1	3	0	0	1	1	0	2
Team					1	2	3	0	0	0	0	0	0	0	0	0
Totals		41-79	13-31	16-36	25	38	63	18	22	111	23	9	12	4	0	51

KENNESAW STATE MEN'S BASKETBALL

GAME NOTES AT DELAWARE | SUNDAY, JANUARY 4 | NEWARK, DEL.

GAME 5
Nov. 24

Alico Arena
Fort Myers, Fla.



89



84

Rice - 84													Record: 2-5																							
NO. Name	Min	FG		3P	FT	Rebounds		Fouls		TP	AS	TO	ST	Blocks		+/-	Shooting By Period																			
		M	A			M	A	OR	DR					PF	FO		BS	BA	1st FG	1st FT	2nd FG	2nd FT	3rd FG	3rd FT	OT FG	OT FT	GM FG	GM FT								
24 Jimmy Oladokun Jr.	F 15:27	1-3	0-0	0-2	1	0	1	0	1	2	2	0	1	0	1	3	1st FG 5-11	45.5%	3PT% 1-4	25.0%	FT% 8-12	66.7%	2nd FG 12-28	42.9%	3PT% 3-9	33.3%	FT% 15-22	68.2%	OT FG 0-6	0.0%	GM FG 26-62	41.9%	3PT% 8-23	34.8%	FT% 24-38	63.2%
1 Cam Carroll	G 33:05	1-6	0-4	5-6	1	2	3	1	3	7	4	4	0	1	1	-14	1st FG 14-26	50.0%	3PT% 5-11	45.5%	FT% 8-12	66.7%	2nd FG 12-28	42.9%	3PT% 3-9	33.3%	FT% 15-22	68.2%	OT FG 0-6	0.0%	GM FG 26-62	41.9%	3PT% 8-23	34.8%	FT% 24-38	63.2%
2 Jalen Smith	G 39:10	2-12	1-4	6-8	1	4	5	1	4	11	2	4	1	0	2	-1	1st FG 14-26	50.0%	3PT% 5-11	45.5%	FT% 8-12	66.7%	2nd FG 12-28	42.9%	3PT% 3-9	33.3%	FT% 15-22	68.2%	OT FG 0-6	0.0%	GM FG 26-62	41.9%	3PT% 8-23	34.8%	FT% 24-38	63.2%
12 Trae Broadnax	G 21:51	5-8	1-1	1-2	1	4	5	5	3	12	1	2	3	0	0	-2	1st FG 14-26	50.0%	3PT% 5-11	45.5%	FT% 8-12	66.7%	2nd FG 12-28	42.9%	3PT% 3-9	33.3%	FT% 15-22	68.2%	OT FG 0-6	0.0%	GM FG 26-62	41.9%	3PT% 8-23	34.8%	FT% 24-38	63.2%
23 Nick Anderson	G 35:38	5-11	2-6	6-6	2	4	6	2	4	18	1	1	1	0	1	-6	1st FG 14-26	50.0%	3PT% 5-11	45.5%	FT% 8-12	66.7%	2nd FG 12-28	42.9%	3PT% 3-9	33.3%	FT% 15-22	68.2%	OT FG 0-6	0.0%	GM FG 26-62	41.9%	3PT% 8-23	34.8%	FT% 24-38	63.2%
8 Eternity Eguagie	24:20	3-7	2-4	0-4	2	2	4	0	4	8	1	1	2	0	1	-9	1st FG 14-26	50.0%	3PT% 5-11	45.5%	FT% 8-12	66.7%	2nd FG 12-28	42.9%	3PT% 3-9	33.3%	FT% 15-22	68.2%	OT FG 0-6	0.0%	GM FG 26-62	41.9%	3PT% 8-23	34.8%	FT% 24-38	63.2%
13 Andrew Akuchie	22:55	2-5	0-1	6-8	1	4	5	4	5	10	1	0	1	3	1	-8	1st FG 14-26	50.0%	3PT% 5-11	45.5%	FT% 8-12	66.7%	2nd FG 12-28	42.9%	3PT% 3-9	33.3%	FT% 15-22	68.2%	OT FG 0-6	0.0%	GM FG 26-62	41.9%	3PT% 8-23	34.8%	FT% 24-38	63.2%
32 Stephen Giwa	09:20	3-3	0-0	0-2	1	1	2	4	2	6	0	0	0	1	0	5	1st FG 14-26	50.0%	3PT% 5-11	45.5%	FT% 8-12	66.7%	2nd FG 12-28	42.9%	3PT% 3-9	33.3%	FT% 15-22	68.2%	OT FG 0-6	0.0%	GM FG 26-62	41.9%	3PT% 8-23	34.8%	FT% 24-38	63.2%
5 Jordan Williams	04:49	0-1	0-0	0-0	0	0	0	0	0	0	0	0	0	0	0	2	1st FG 14-26	50.0%	3PT% 5-11	45.5%	FT% 8-12	66.7%	2nd FG 12-28	42.9%	3PT% 3-9	33.3%	FT% 15-22	68.2%	OT FG 0-6	0.0%	GM FG 26-62	41.9%	3PT% 8-23	34.8%	FT% 24-38	63.2%
7 Bodey Howell	18:25	4-6	2-3	0-0	0	3	3	4	0	10	2	1	1	0	0	5	1st FG 14-26	50.0%	3PT% 5-11	45.5%	FT% 8-12	66.7%	2nd FG 12-28	42.9%	3PT% 3-9	33.3%	FT% 15-22	68.2%	OT FG 0-6	0.0%	GM FG 26-62	41.9%	3PT% 8-23	34.8%	FT% 24-38	63.2%
21 Evan Cochran	00:00	0-0	0-0	0-0	0	0	0	0	0	0	0	0	0	0	0	0	1st FG 14-26	50.0%	3PT% 5-11	45.5%	FT% 8-12	66.7%	2nd FG 12-28	42.9%	3PT% 3-9	33.3%	FT% 15-22	68.2%	OT FG 0-6	0.0%	GM FG 26-62	41.9%	3PT% 8-23	34.8%	FT% 24-38	63.2%
Team					4	3	7	0	0	0	1	1	2	0	0	0	1st FG 14-26	50.0%	3PT% 5-11	45.5%	FT% 8-12	66.7%	2nd FG 12-28	42.9%	3PT% 3-9	33.3%	FT% 15-22	68.2%	OT FG 0-6	0.0%	GM FG 26-62	41.9%	3PT% 8-23	34.8%	FT% 24-38	63.2%
Totals		26-62	8-23	24-38	14	27	41	21	26	84	14	15	10	5	7	-5	1st FG 14-26	50.0%	3PT% 5-11	45.5%	FT% 8-12	66.7%	2nd FG 12-28	42.9%	3PT% 3-9	33.3%	FT% 15-22	68.2%	OT FG 0-6	0.0%	GM FG 26-62	41.9%	3PT% 8-23	34.8%	FT% 24-38	63.2%

GAME 6
Nov. 25

Alico Arena
Fort Myers, Fla.



83



91

Kennesaw St. - 83													Record: 4-2													<div>Shooting By Period</div> <div>1st FG% 12-25 48.0% 3PT% 4-10 40.0% FT% 6-13 46.2% 2nd FG% 15-34 44.1% 3PT% 2-10 20.0% FT% 17-22 77.3% GM FG% 27-59 45.8% 3PT% 6-20 30.0% FT% 23-35 65.7%</div> <div>Dead Ball Rebounds: 5, 0</div>					
NO. Name	Min	FG	3P	FT	Rebounds			Fouls		TP	AS	TO	ST	Blocks		+/-															
					OR	DR	TR	PF	FO					BS	BA																
0 Ramone Seals	F 16:30	1-4	1-2	0-0	1	3	4	1	3	3	0	2	0	0	0	0	-3														
13 Braedon Lue	F 26:40	6-10	0-1	5-6	5	4	9	4	3	17	2	1	0	0	0	0	-1														
12 Perry Smith Jr.	C 21:12	2-3	0-0	1-4	2	1	3	3	3	5	1	1	0	0	0	0	-8														
4 Kaden Rickard	G 28:03	4-7	1-3	5-7	1	1	2	3	4	14	1	3	3	1	0	0	-7														
5 Simeon Cottle	G 21:47	4-7	3-5	4-4	0	2	2	5	2	15	1	3	0	0	0	0	-7														
6 Frankquon Sherman	25:36	2-7	1-3	4-6	3	2	5	4	3	9	0	2	5	2	2	0	0														
11 RJ Johnson	24:56	3-12	0-4	1-4	0	4	4	1	2	7	0	2	2	0	0	0	-11														
3 Darius Washington III	23:36	4-8	0-2	2-2	0	1	1	2	2	10	2	1	1	1	0	0	-7														
23 Amir Taylor	04:29	0-0	0-0	1-2	1	0	1	2	1	1	0	0	0	0	0	0	-3														
2 Trey Simpson	05:55	1-1	0-0	0-0	0	0	0	0	1	2	0	0	0	0	0	0	-7														
Team					0	1	1	0	0	0	0	0	0	0	0	0	0														
Totals		27-59	6-20	23-35	13	19	32	26	23	83	7	15	11	4	3	3	-8														
Major Fouls: NONE																															

Oral Roberts - 91													Record: 3-5													Shooting By Period							
NO. Name	Min	FG	3P	FT	Rebounds	Fouls	TP	AS	TO	ST	Blocks	+/-	1st FG%	2nd FG%	3rd FG%	OT FG%	GM FG%	3PT%	FT%	Dead Ball Rebounds: 2, 0													
		M/A	M/A	M/A	M/A	M/A	M/A	M/A	M/A	M/A	M/A	M/A																					
9 Ofri Naveh	F 35:49	4-6	0-1	4-4	0 4 4	1 6	12	2	2	0	2	0	8	3PT% 5-16	31.3%	FT% 9-11	81.8%	2nd FG% 13-31	41.9%	3PT% 5-16	31.3%	FT% 9-11	81.8%	OT FG% 0-6	0.0%	GM FG% 26-70	40.0%	3PT% 10-29	34.5%	FT% 24-38	63.2%		
25 Luke Gray	F 12:20	0-2	0-0	3-4	1 3 4	3 2	3	0	1	0	0	0	-5	1st FG% 13-31	41.9%	3PT% 5-16	31.3%	FT% 9-11	81.8%	2nd FG% 13-31	41.9%	3PT% 5-16	31.3%	FT% 9-11	81.8%	OT FG% 0-6	0.0%	GM FG% 26-70	40.0%	3PT% 10-29	34.5%	FT% 24-38	63.2%
0 Jack Turner	G 26:19	4-6	3-4	2-2	0 2 2	4 2	13	2	4	1	0	1	4	3PT% 5-16	31.3%	FT% 9-11	81.8%	2nd FG% 13-31	41.9%	3PT% 5-16	31.3%	FT% 9-11	81.8%	OT FG% 0-6	0.0%	GM FG% 26-70	40.0%	3PT% 10-29	34.5%	FT% 24-38	63.2%		
1 Ty Harper	G 29:02	6-12	4-7	6-8	0 5 5	3 7	22	2	3	2	0	2	5	1st FG% 13-31	41.9%	3PT% 5-16	31.3%	FT% 9-11	81.8%	2nd FG% 13-31	41.9%	3PT% 5-16	31.3%	FT% 9-11	81.8%	OT FG% 0-6	0.0%	GM FG% 26-70	40.0%	3PT% 10-29	34.5%	FT% 24-38	63.2%
5 Connor Dow	G 35:05	8-12	5-7	1-1	0 3 3	3 3	22	2	5	1	0	0	10	1st FG% 13-31	41.9%	3PT% 5-16	31.3%	FT% 9-11	81.8%	2nd FG% 13-31	41.9%	3PT% 5-16	31.3%	FT% 9-11	81.8%	OT FG% 0-6	0.0%	GM FG% 26-70	40.0%	3PT% 10-29	34.5%	FT% 24-38	63.2%
2 Chase Martin	13:33	1-2	0-0	2-2	1 0 1	0 2	4	0	0	0	0	0	0	1st FG% 13-31	41.9%	3PT% 5-16	31.3%	FT% 9-11	81.8%	2nd FG% 13-31	41.9%	3PT% 5-16	31.3%	FT% 9-11	81.8%	OT FG% 0-6	0.0%	GM FG% 26-70	40.0%	3PT% 10-29	34.5%	FT% 24-38	63.2%
6 Carl Furrish	08:27	0-0	0-0	2-2	0 1 1	0 1	2	0	0	0	0	0	0	1st FG% 13-31	41.9%	3PT% 5-16	31.3%	FT% 9-11	81.8%	2nd FG% 13-31	41.9%	3PT% 5-16	31.3%	FT% 9-11	81.8%	OT FG% 0-6	0.0%	GM FG% 26-70	40.0%	3PT% 10-29	34.5%	FT% 24-38	63.2%
27 Yuto Yamamoto-Williams	16:34	3-5	1-1	0-0	2 2 3	0 1	10	1	2	0	0	1	6	1st FG% 13-31	41.9%	3PT% 5-16	31.3%	FT% 9-11	81.8%	2nd FG% 13-31	41.9%	3PT% 5-16	31.3%	FT% 9-11	81.8%	OT FG% 0-6	0.0%	GM FG% 26-70	40.0%	3PT% 10-29	34.5%	FT% 24-38	63.2%
7 Marquis Jones	12:03	0-1	0-0	0-0	0 1 1	4 1	0	0	1	1	0	0	-1	1st FG% 13-31	41.9%	3PT% 5-16	31.3%	FT% 9-11	81.8%	2nd FG% 13-31	41.9%	3PT% 5-16	31.3%	FT% 9-11	81.8%	OT FG% 0-6	0.0%	GM FG% 26-70	40.0%	3PT% 10-29	34.5%	FT% 24-38	63.2%
21 Baron Smith Jr.	10:48	1-2	0-0	2-2	0 1 1	1 1	4	1	1	1	1	0	1	1st FG% 13-31	41.9%	3PT% 5-16	31.3%	FT% 9-11	81.8%	2nd FG% 13-31	41.9%	3PT% 5-16	31.3%	FT% 9-11	81.8%	OT FG% 0-6	0.0%	GM FG% 26-70	40.0%	3PT% 10-29	34.5%	FT% 24-38	63.2%
Team					0 5 5	0	0	2																									
Totals		27-48	13-21	24-28	4 26 30	24 26	91	10	27	7	3	4	18																				
																							Major Fouls: Turner (TF) 2 2nd 16 46										

KENNESAW STATE MEN'S BASKETBALL

GAME NOTES AT DELAWARE | SUNDAY, JANUARY 4 | NEWARK, DEL.

GAME 9

Dec. 6

VyStar Arena
Kennesaw, Ga.



92



69

Georgia St - 69												
NO. Name	Min	FG	3P	FT	Rebounds	Fouls	TP	AS	TO	ST	Blocks	+/-
6 Josh Chappelle	17:10	0-5	0-0	0-0	1 1 2	3 0	0	0	2	0	1 0	-26
12 Anthony Enoh	F 26:13	1-3	0-0	0-0	6 4 4 8	2 7 8	2	2	1	0	0	-9
0 Micah Tucker	G 31:47	4-12	0-5	4-8	0 2 2	2 8 12	0	2	2	0	1	-30
1 Jakai Newton	G 18:07	1-6	0-2	3-4	1 4 5	3 3	5	0	3	1	0	-11
10 Jelani Hamilton	G 15:43	2-7	1-1	2-2	0 0 0	3 1 7	0	0	2	0	1	-19
20 Ayoub Berthe	24:11	2-12	2-9	2-2	5 5 7	4 2 8	0	0	1	0	1	-4
4 Trey Scott III	21:08	1-4	0-2	0-0	0 2 2	3 0	2	0	2	0	0	-19
22 Malachi Brown	25:48	4-13	1-7	6-6	1 2 3	2 4 15	2	1	4	0	0	-2
55 Christopher Jones	14:35	3-6	1-3	2-2	1 1 2	1 1 9	1	0	0	0	0	-3
8 Isaiah Sherrard	02:39	1-1	1-1	0-0	0 0 0	0 0 3	0	0	0	0	0	4
32 Christian Beam	02:39	0-1	0-0	0-0	0 1 0	0 0 0	0	0	0	0	0	4
Team					4 2 6	0	0	2				
Totals		19-70	6-30	25-33	14 24 38	23 26 69	5	12	13	1	4	-23

Shooting By Period		
1 st FG%	0-34	23.5%
3PT%	1-14	7.1%
FT%	11-13	84.6%
2 nd FG%	11-36	30.6%
3PT%	5-16	31.3%
FT%	14-20	70%
GM FG%	19-70	27.1%
3PT%	6-30	20.0%
FT%	25-33	75.8%
Dead Ball Rebounds: 3		

GAME 10

Dec. 8

VyStar Arena
Kennesaw, Ga.



121



66

Southern Wesleyan - 66												
NO. Name	Min	FG	3P	FT	Rebounds	Fouls	TP	AS	TO	ST	Blocks	+/-
4 Yelasts Zephiri	F 22:13	4-10	2-4	2-4	1 1 2	4 3 12	0	1	0	0	0	27
10 Jamaras McCray	F 11:46	1-1	0-0	1-1	0 0 0	2 1 3	1	2	1	0	0	-17
23 Jaquay Randolph	F 27:22	2-5	0-1	4-6	3 4 7	2 3 8	0	4	0	0	1	-41
3 Will Little	G 26:06	4-10	1-6	0-0	0 3 3	0 0 9	1	1	1	0	0	-52
24 Josh Parker	G 16:50	0-4	0-3	0-0	2 1 3	1 0	0	1	4	0	0	-33
1 Malachi Cooper	15:21	3-7	1-3	0-0	0 1 1	0 0 7	2	1	0	0	0	-28
00 Bobby Taylor	12:52	2-3	1-1	0-0	0 2 2	2 0 5	1	5	1	0	0	-16
11 Kenyon Addie	11:01	1-2	1-1	0-0	0 1 1	0 0 3	1	0	2	0	1	1
33 Hudson Yarbrough	08:49	1-1	1-1	0-0	0 0 0	0 0 3	0	1	0	0	0	-14
32 Jayden Guillaume	11:41	1-4	0-0	2-4	0 0 0	0 2 4	0	0	0	0	0	-12
15 David Wilcher	14:42	1-1	0-0	0-0	0 0 0	0 0 2	0	0	1	0	0	-15
12 Nathanael Lewis	10:59	1-3	0-1	0-0	1 2 3	0 1 2	0	0	0	0	0	-15
2 Ashton Williams	10:18	3-6	1-4	1-1	0 1 1	1 2 8	1	0	0	0	0	-6
Team					2 0 2	0	0	1				
Totals		24-57	8-25	10-16	9 16 25	12 12 66	8	20	6	0	3	-55

Shooting By Period		
1 st FG%	8-29	27.6%
3PT%	1-11	9.1%
FT%	5-6	83.3%
2 nd FG%	16-28	57.1%
3PT%	7-14	50.0%
FT%	5-10	50%
GM FG%	24-57	42.1%
3PT%	8-25	32.0%
FT%	10-16	62.5%
Dead Ball Rebounds: 5		

Kennesaw St - 92												
NO. Name	Min	FG	3P	FT	Rebounds	Fouls	TP	AS	TO	ST	Blocks	+/-
0 Ramone Seals	F 18:52	3-6	1-3	5-6	0 6 6	2 3 12	0	0	0	2	0	16
13 Braedon Lue	F 24:08	7-11	1-3	0-0	0 6 6	4 1 15	3	0	0	0	1	16
23 Amir Taylor	F 31:40	7-10	1-2	3-7	5 7 12	3 5 18	2	3	1	1	0	35
4 Kaden Rickard	G 18:48	3-3	2-2	4-5	0 0 0	4 3 12	3	1	2	0	0	35
5 Simeon Cottle	G 13:28	3-6	1-1	0-0	0 0 0	4 1 7	4	3	2	0	0	20
6 Frankquon Sherman	12:38	0-4	0-1	2-2	2 3 5	1 1 2	0	2	0	0	0	5
11 RJ Johnson	23:59	2-6	1-2	0-2	0 4 4	1 1 5	1	4	0	0	0	17
2 Trey Simpson	25:33	3-6	1-3	0-1	1 8 9	2 1 7	0	1	0	0	0	7
3 Darius Washington III	19:40	4-6	2-3	3-4	0 6 6	2 4 13	3	2	0	0	0	2
21 Jaden Harris	07:50	0-1	0-0	0-0	0 1 1	1 0 0	0	0	0	1	0	2
9 Eric Holland	01:08	0-2	0-2	1-2	0 0 0	0 1 1	0	0	0	0	0	-5
30 Dozie Onyirimba	01:08	0-0	0-0	0-0	0 0 0	0 0 0	0	0	0	0	0	-5
31 Charles Stone	01:08	0-0	0-0	0-0	0 0 0	0 0 0	0	0	0	0	0	-5
Team					1 0 1	0	0	0				
Totals		32-61	10-22	18-29	9 41 50	28 21 92	16	19	5	4	1	23

Shooting By Period		
1 st FG%	14-29	48.3%
3PT%	4-8	50.0%
FT%	11-15	73.3%
2 nd FG%	18-32	56.3%
3PT%	6-14	42.9%
FT%	7-14	50%
GM FG%	32-61	52.5%
3PT%	10-22	45.5%
FT%	18-29	62.1%
Dead Ball Rebounds: 6		

Kennesaw St - 121												
NO. Name	Min	FG	3P	FT	Rebounds	Fouls	TP	AS	TO	ST	Blocks	+/-
0 Ramone Seals	F 19:40	2-6	1-5	0-0	0 3 3	1 1 5	1	0	0	0	0	27
13 Braedon Lue	F 22:08	5-12	2-5	0-0	3 3 6	0 1 12	0	0	0	1	0	34
23 Amir Taylor	F 20:22	4-5	0-1	0-0	2 5 7	4 0 8	0	1	0	1	0	22
4 Kaden Rickard	G 25:50	6-9	1-3	1-1	3 1 4	0 1 14	8	1	1	0	0	34
5 Simeon Cottle	G 19:26	7-11	6-10	1 1 2	0 2 22	4 0 5	0	5	0	0	0	29
11 RJ Johnson	22:25	6-8	1-2	1-2	0 1 1	1 3 14	5	1	3	0	0	38
6 Frankquon Sherman	18:53	2-5	1-2	5-6	2 3 5	3 3 10	1	1	0	0	0	36
2 Trey Simpson	29:28	10-16	4-9	2-2	4 4 0	1 1 26	0	3	4	1	0	33
3 Darius Washington III	09:48	3-5	1-2	0-0	2 1 3	0 0 7	1	0	0	0	0	19
9 Eric Holland	04:00	0-1	0-0	0-0	0 0 0	1 0 0	1	0	0	0	0	1
30 Dozie Onyirimba	04:00	1-1	1-1	0-0	0 1 1	0 0 3	0	0	0	0	0	1
31 Charles Stone	04:00	0-2	0-2	0-0	1 0 1	1 0 0	0	0	0	0	0	1
Team					2 2 4	0	0	0				
Totals		46-81	18-42	11-15	20 25 45	12 12 66	8	20	7	13	3	55

Shooting By Period		
1 st FG%	24-41	58.5%
3PT%	9-18	50.0%
FT%	8-9	88.9%
2 nd FG%	22-40	55.0%
3PT%	9-24	37.5%
FT%	3-6	50%
GM FG%	46-81	56.8%
3PT%	18-42	42.9%
FT%	11-15	73.3%
Dead Ball Rebounds: 3		

Major Fouls: Sherman (TF) 1 st 4:01 Cottle (TF) 2 nd 19:08												
Points from			Turnovers			Period by Period Scoring			1st 2nd TOT			
Biggest lead	0 (1 st 20:00)	28 (2 nd 1:27)	GSU	20	15	GSU	28	41	69			
Best Scoring Run	7 (1 st 2:45)	11 (1 st 10:52)	Paint	24	36	Paint	24	36				
Lead Changes	0		Second Chance	20	11	Second Chance	20	11				
Times Tied	1		Fast Breaks	2	9	Fast Breaks	43	49	92			
Time with Lead	00:00	38:53	Bench	37	28	Bench	37	28				

Major Fouls: NONE												
Points from			Turnovers			Period by Period Scoring			1st 2nd TOT			
Biggest lead	0 (1 st 20:00)	59 (2 nd 7:56)	SWU	20	15	SWU	28	41	69			
Best Scoring Run	6 (1 st 9:50)	12 (1 st 11:08)	Paint	22	54	Paint	22	54				
Lead Changes	0		Second Chance	6	33	Second Chance	6	33				
Times Tied	0		Fast Breaks	19	20	Fast Breaks	65	56	121			
Time with Lead	00:00	39:34	Bench	34	60	Bench	34	60				

GAME 11

Dec. 17

Murphy Center
Murfreesboro, Tenn.



67



68

Kennesaw St - 67												
NO. Name	Min	FG	3P	FT	Rebounds	Fouls	TP	AS	TO	ST	Blocks	+/-
0 Ramone Seals	F 18:08	0-1	0-1	0-0	0 1 1	2 1 0	0	0	0	0	0	3
13 Braedon Lue	F 34:30	6-13	0-2	8-8	0 4 4	1 4 20	2	4	1	3	4	5
23 Amir Taylor	F 19:10	3-7	0-1	0-0	0 4 4	1 6 0	1	1	0	1	2	-6
4 Kaden Rickard	G 19:34	1-4	0-1	1-2	4 2 6	4 2 3	1	1	1	1	0	-8
5 Simeon Cottle	G 26:25	3-14	1-7	5-6	0 1 1	3 6 12	2	2	1	0	0	3
11 RJ Johnson	24:10	3-8	0-2	2-2	1 10 1	1 2 8	2	2	1	0	1	-6
6 Frankquon Sherman	26:20	4-7	1-1	2-4	5 10 15	4 4 11	0	2	1	0	3	-1
3 Darius Washington III	11:29	1-4	0-1	0-0	1 1 2	1 0 2	0	1	1	0	0	4
2 Trey Simpson	20:14	2-5	1-4	0-0	2 2 4	1 0 5	1	0	1	2	1	1
Team					5 1 6	0	0	0				
Totals		23-63	3-20	18-22	18 26 44	21 20 67	8	13	7	7	11	-1

Shooting By Period		
1 st	FG%	12-26 46.2%
	3PT%	1-7 14.3%
	FT%	6-8 75%
2 nd	FG%	11-37 29.7%
	3PT%	2-13 15.4%
	FT%	12-14 85.7%
GM	FG%	23-63 36.5%
	3PT%	3-20 15.0%
	FT%	18-22 81.8%



KENNESAW STATE MEN'S BASKETBALL

GAME NOTES AT DELAWARE | SUNDAY, JANUARY 4 | NEWARK, DEL.



GAME 13

Jan. 2

Liberty Arena
Lynchburg, Va.



73



81

Kennesaw St. - 73

Record: 9-5 (0-2)

NO.	Name		FG		3P		FT		Rebounds		Fouls		TP	AS	TO	ST	Blocks		+/-
			M	A	M	A	M	A	OR	DR	OT	PF					FD	BS	
0	Ramone Seals	F	36:04	5-14	3-7	0-0	3	6	9	1	1	13	0	0	0	0	3	6	6
2	Trey Simpson	F	20:06	0-4	0-4	0-0	1	1	2	1	0	0	0	2	0	1	0	-17	6
13	Braedan Lue	F	23:02	4-14	0-2	3-4	6	3	9	4	4	11	0	1	0	0	1	-16	
23	Amir Taylor	F	15:54	3-4	0-0	3-4	2	1	3	5	2	9	0	0	0	0	1	5	
5	Simone Cottle	G	35:56	8-23	5-15	1-1	1	2	3	4	5	22	4	2	3	0	2	-7	
6	Frankquon Sherman		29:15	3-8	1-5	1-2	3	9	12	1	1	8	2	3	1	1	0	-8	
3	Darius Washington III		26:39	3-8	0-2	1-2	3	0	3	2	1	7	9	1	1	0	0	2	
12	Perry Smith Jr.		06:15	0-2	0-0	0-0	1	0	1	2	0	0	0	1	1	0	1	2	
4	Kaden Rickard		06:49	1-3	1-1	0-0	1	0	1	0	0	3	0	3	2	0	0	-7	
Team							4	2	6	0	0	0							
Totals				27-80	10-36	9-13	25	24	49	20	14	73	15	13	8	2	8	-8	

Shooting By Period			
1 st FG%	12-35	34.3%	
3PT%	6-17	29.4%	
FT%	4-5	80%	
2 nd FG%	15-45	33.3%	
3PT%	5-19	26.3%	
FT%	5-8	62.5%	
GM FG%	27-80	33.8%	
3PT%	10-36	27.8%	
FT%	9-13	69.2%	

Dead Ball Rebounds: 3, 0

Liberty - 81

Record: 19-3 (2-2)

Major Fouls: NONE

NO.		Name		FG	3P	FT	Rebounds	Fouls	TP	AS	TO	ST	Blocks	Bs	+/-
		Min		M.A.	M.A.	M.A.	OR DR TOT	PF	FD						
25	Zach Cleveland	F 32:28	9-13	0-0	2-5	0	7 7	2	6	20	3	4	2	3	0
0	Colin Porter	G 33:12	5-9	2-4	6-7	0	4 4	4	5	18	3	2	2	0	13
3	Kaden Metheny	G 34:37	3-8	2-6	2-2	0	2 2	1	2	10	4	2	0	0	1
4	Brett Decker Jr.	G 35:23	3-7	3-6	4-4	0	3 3	2	2	13	1	0	1	0	0
9	JJ Harper	G 25:24	4-7	1-3	3-4	0	1 1	1	3	12	2	1	0	3	1
12	Josh Smith	19:14	2-6	0-1	2-2	2	4 6	2	1	6	1	2	2	2	0
11	Zander Yates	08:37	0-0	0-0	0-0	0	2 2	2	1	0	1	0	0	0	0
1	Zander Carter	11:02	1-3	0-1	0-0	1	2 3	0	0	2	0	0	2	0	13
15	Drew Grimes	00:04	0-0	0-0	0-0	0	0 0	0	0	0	0	0	0	0	0
Team							1 4	5	0	0	1	1			
Totals		27:53	8:21	19:24	4	29	33	14	20	81	15	12	9	8	2 8

Shooting By Period			
1 st FG%	16-23	57.1%	
3PT%	6-11	54.5%	
FT%	8-11	72.7%	
2 nd FG%	11-25	44.0%	
3PT%	2-10	20.0%	
FT%	11-13	84.6%	
GM FG%	27-53	50.9%	
3PT%	8-21	38.1%	
FT%	19-24	79.2%	

Dead Ball Rebounds: 3, 0

Major Fouls: Team (TF) 1st 20:00

	KSU	LIB
Biggest lead	2 (1 st 20:00)	16 (1 st 6:48)
Best Scoring Run	12 (2 nd 17:19)	10 (1 st 6:48)
Lead Changes	1	
Times Tied	4	
Time with Lead	00:14	34:06

Points from	KSU	LIB
Turnovers	11	15
Paint	32	32
Second Chance	19	4
Fast Breaks	2	10
Bench	18	8

Period by Period Scoring			
	1st	2nd	TOT
KSU	33	40	73
LIB	46	35	81

KENNESAW STATE MEN'S BASKETBALL

GAME NOTES AT DELAWARE | SUNDAY, JANUARY 4 | NEWARK, DEL.




TV/RADIO CHART



#0 - RAMONE SEALS
6-6 • Sophomore • Guard
Tampa, Fla.



#2 - TREY SIMPSON
6-8 • Freshman • Forward
Evergreen, Ala.



#3 - DARIUS WASHINGTON III
6-5 • Freshman • Guard
Orlando, Fla.



#4 - KADEN RICKARD
6-6 • Freshman • Guard
Madison, Ala.



#5 - SIMEON COTTLE
6-2 • Senior • Guard
College Park, Ga.



#6 - FRANKQUON SHERMAN
6-7 • Junior • Forward
Lincolnton, Ga.



#8 - NIGEL THOMAS
6-8 • Freshman • Forward
Cincinnati, Ohio



#9 - ERIC HOLLAND
5-8 • Junior • Guard
Tifton, Ga.



#11 - RJ JOHNSON
6-4 • RS Sophomore • Guard
Huntsville, Ala.



#12 - PERRY SMITH JR
6-8 • Senior • Center
Augusta, Ga.




#13 - BRAEDAN LUE
6-8 • Sophomore • Forward
Douglasville, Ga.




#21 - JADEN HARRIS
6-4 • 5th Year • Guard
Atlanta, Ga.



#23 - AMIR TAYLOR
6-9 • Freshman • Forward
Pittsburgh, Pa.



#30 - DOZIE ONYIRIMBA
6-3 • Sophomore • Forward
Powder Springs, Ga.



#31 - CHARLES STONE
6-2 • Senior • Guard
Columbus, Ga.



HEAD COACH
Antoine Pettway
Third Season