



Kennesaw State Women's Basketball



2024-25 GAME NOTES | SEASON 43 | GAME 10 vs. GEORGIA STATE | THURSDAY, DECEMBER 19 @ 7:00PM ET



Play-by-Play Jordan Griffith
Analyst Shanteona Keys
Courtside Jade Barkett



Play-by-Play Adam Crooks
Analyst Maddie Crews

SERIES HISTORY

All-Time Series Record	GSU leads, 10-3
Inside the KSU Convocation Center	GSU leads, 3-2
On the Road	GSU leads, 7-1
In the Blue Era (since 2021-22)	Series tied, 1-1
Last KSU Victory in Series	Dec. 10, 2022 (69-63)

2024-25 SCHEDULE/RESULTS

4-5 OVERALL | 0-0 CONFERENCE USA
2-1 AT HOME | 2-4 ON THE ROAD

NOVEMBER 2024 (2-2) - FIVE GAMES

DATE	TIME	OPPONENT	RESULTS
11/4	7:00 p.m.	LIFE	W, 72-53
11/9	7:00 p.m.	UTAH VALLEY*	L, 61-64
11/14	7:30 p.m.	at Belmont	L, 47-75
11/16	5:00 p.m.	ERSKINE	W, 94-44
11/21	8:00 p.m.	at San Jose State	L, 64-68

DECEMBER 2024 (2-2) - SIX GAMES

DATE	TIME	OPPONENT	RESULT/# GAME IN SERIES
12/1	2:00 p.m.	at Clemson	L, 48-67
12/8	2:00 p.m.	at Chattanooga	W, 64-42
12/13	7:00 p.m.	at Florida Atlantic	L, 56-71
12/16	9:00 p.m.	at Seattle^	W, 64-41
12/19	7:00 p.m.	GEORGIA STATE	14th Meeting
12/30	7:00 p.m.	MERCER	18th Meeting

JANUARY 2025 (0-0, 0-0 CONFERENCE USA) - EIGHT GAMES

DATE	TIME	OPPONENT	# GAME IN SERIES
1/4	3:30 p.m.	at Jacksonville State*	24th Meeting
1/9	7:00 p.m.	MIDDLE TENNESSEE*	Fourth Meeting
1/11	2:00 p.m.	WESTERN KENTUCKY*	First Meeting
1/16	7:30 p.m.	at Sam Houston*	First Meeting
1/18	4:00 p.m.	at Louisiana Tech*	First Meeting
1/23	7:00 p.m.	NEW MEXICO STATE*	First Meeting
1/25	2:00 p.m.	UTEP*	First Meeting
1/30	7:00 p.m.	at Liberty*	12th Meeting

FEBRUARY 2025 (0-0, 0-0 CONFERENCE USA) - EIGHT GAMES

DATE	TIME	OPPONENT	# GAME IN SERIES
2/1	1:00 p.m.	at Florida International*	Third Meeting
2/6	7:30 p.m.	at Western Kentucky*	Second Meeting
2/8	6:00 p.m.	at Middle Tennessee*	Fifth Meeting
2/13	7:00 p.m.	LOUISIANA TECH*	Second Meeting
2/15	2:00 p.m.	SAM HOUSTON*	Second Meeting
2/20	9:00 p.m.	at UTEP*	Second Meeting
2/22	4:00 p.m.	at New Mexico State*	Second Meeting
2/27	7:00 p.m.	FLORIDA INTERNATIONAL*	Fourth Meeting

MARCH 2025 (0-0, 0-0 CONFERENCE USA) - TWO GAMES

DATE	TIME	OPPONENT	# GAME IN SERIES
3/1	2:00 p.m.	LIBERTY*	12th Meeting
3/8	2:00 p.m.	JACKSONVILLE STATE*	25th Meeting
3/11-15	TBD	2025 Conference USA Tournament	

KENNESAW STATE OWLS

4-5, 0-0 CUSA



HEAD COACH: OCTAVIA BLUE
RECORD AT KSU: 39-59 (.398) | 4TH SEASON
RECORD AS HC: SAME | 4TH SEASON
DECEMBER RECORD AT KSU: 9-11
2023-24 RECORD: 11-19



GEORGIA STATE PANTHERS

6-4, 0-0 Sun Belt

HEAD COACH: GENE HILL
RECORD AT GSU: 81-102 | 7TH SEASON
RECORD AS HC: 96-150 | 10TH SEASON
DECEMBER RECORD AT GSU: 18-17
2023-24 RECORD: 15-15

INSIDE THE NEST

THE MATCHUP

Kennesaw State looks for back-to-back wins and three in its last four when it hosts the Panthers Thursday. KSU is returning from a five-game road trek and has its eyes set on a third-straight home victory in its series with GSU. Georgia State is 1-3 away from home this season but leads the all-time series over KSU, 10-3.

LAST TIME ON THE COURT

Kennesaw State battled a defensive first half at Seattle Monday before erupting a 28-point third quarter on the Redhawks to take a 64-41 win. KSU was led by Precncis Harden who posted her third-straight double-double. The Owls had 17 assists and nine of the 11 that touched the court had multiple rebounds.

TALE OF THE TAPE

KENNESAW STATE (CUSA Rank)	STATISTIC	GEORGIA STATE (Sun Belt Rank)
Precncis Harden - 127 (7th)	Points Leader	Mikyla Tolivert - 123 (7th)
6 (1st)	Double-Doubles	2 (7th)
63.3 (9th)	Points per Game	67.8 (8th)
37.6 (5th)	Rebounds per Game	33.6 (14th)
8.7 (5th)	Steals per Game	10.0 (4th)
12.6 (7th)	Assists per Game	12.6 (9th)
3.3 (3rd)	Blocks per Game	4.0 (2nd)
18.3 (6th)	Turnovers Forced per Game	18.6 (3rd)
40.5% (7th)	Field Goal Percentage	38.7% (10th)
38.4% (4th)	FG Percentage Defense	37.2% (2nd)
23.3% (10th)	Three-Point Percentage	32.4% (4th)
25.5% (3rd)	3PT Percentage Defense	30.4% (9th)
68.0% (6th)	Free Throw Percentage	72.5% (2nd)

NUMBERS TO KNOW

1	2024-25 MARKS THE FIRST SEASON FOR KENNESAW STATE AS A MEMBER OF CONFERENCE USA.	8	HARDEN IS EIGHTH IN KSU DI HISTORY FOR REB (520) & DEFENSIVE REB (340).
2	KSU HAS WON EACH OF ITS LAST TWO HOME GAMES VS. GEORGIA STATE.	500	HARDEN BECAME THE NINTH IN KSU DI HISTORY TO SURPASS 500 REBOUNDS.
5	HARDEN'S FIVE DOUBLE-DOUBLES LEAD CONFERENCE USA.	10,150	KSU IS COMING OFF A FIVE-GAME ROAD TREK OF 10,150 ESTIMATED MILES.

STARTING FIVE LAST GAME (12/13 AT SEATTLE)

NO.	NAME	FG%	PTS	REB	BLK	STL	ASSISTS
#24	Precncis Harden	58.8	22	13	0	1	3
#4	Keiara Griffin	80.0	8	2	0	0	2
#21	Keyarah Berry	37.5	6	5	0	1	0
#0	Kailyn Fields	25.0	5	3	0	3	5
#1	Carly Hooks	40.0	5	2	0	3	4



FOLLOW THE OWLS
X/IG @KSUOWLSWB

Home Games in ALL CAPS

All times eastern

* - CUSA Conference Game

^ - CUSA/WAC Challenge Game



ENTERING SUNDAY’S GAME

A KENNESAW STATE WIN WOULD ...

- Improve Kennesaw State to 5-5 on the 2024-25 season.
- Be Blue's 40th all-time win as head coach.
- Mark back-to-back wins for Kennesaw State and victories in three of its last four games.
- Mark three-straight home wins against Georgia State for the first time in program history.
- Be Kennesaw State WBB's 432nd win as a Division I program.
- Be Kennesaw State WBB's 131st win inside the KSU Convocation Center.
- Improve KSU to 354-202 at home in program history.

SERIES HISTORY

- Thursday night is the 14th meeting between the Owls and Panthers.
- Kennesaw State has won each of the last two meetings inside the KSU Convocation Center, including the first game against GSU under head coach Octavia Blue in Dec. 2022 (69-63).
- The Black and Gold are 2-3 all-time against the Panthers at home.
- KSU is 8-1 under Coach Blue when playing a team from Georgia inside the Convo.

COACH BLUE ON TRYNCE TAYLOR

- Head coach Octavia Blue said the following on Tuesday, Nov. 5 regarding sophomore forward and 2024 ASUN All-Freshman honoree Trynce Taylor:

"I am disappointed to announce that sophomore forward Trynce Taylor will miss the entire 2024-25 season due to a lower-body extremity injury suffered in the preseason.

Trynce had been playing extremely well leading up to this point. She was poised to have a breakout season following her All-Freshman performance a year ago.

Losing Trynce is obviously a significant loss however, my message to the team is that we still have enough to compete at a high level, get through this adversity and accomplish all goals.

QUICK FACTS

Institution Name	Kennesaw State University
Location	Kennesaw, Ga. 30144
Enrollment	47,534
Founded	1963
Nickname	Owls
Colors	Black & Gold
Affiliation	NCAA Division I FBS
Conference	Conference USA
President	Dr. Kathy Schwaig (Sch-Y-g)
Director of Athletics	Milton Overton
Athletic Website	KSUowls.com
Home Field	KSU Convocation Center
» Capacity	3,800
» Record in the Convo	130-119 (.522)
2023-24 Record	11-19
Starters Returning/Lost	5/0
Players Returning/Lost	9/5
First Season of Competition	1982-83
All-Time Record	635-589 (.519)
All-Time Home Record	353-202 (.636)
NCAA Division I Record	431-447 (.491)
Division I Conference Record	120-199 (.376)
» Conference USA (2024- pres.)	0-0
» Atlantic Sun Conference (2005-24)	120-199 (.376)

KSU WOMEN'S BASKETBALL YEAR-BY-YEAR (Head Coach)

2024-25 (Octavia Blue) - First season as CUSA member	4-5
2023-24 (Blue)	11-19
2022-23 (Blue)	15-16
2021-22 (Blue)	9-19
2020-21 (Khadija Head)	7-12
2019-20 (Agnus Berenato)	13-16
2018-19 (Berenato)	9-22
2017-18 (Berenato)	7-19
2016-17 (Berenato)	10-20
2015-16 (Nitra Perry)	11-19
2014-15 (Perry)	17-13
2013-14 (Perry)	6-24
2012-13 (Perry)	7-24
2011-12 (Colby Tilley)	14-17
2010-11 (Tilley)	9-21
2009-10 (Tilley)	11-19
2008-09 (Tilley)	15-14
2007-08 (Tilley)	16-12
2006-07 (Tilley)	12-17
2005-06 (Tilley) - First NCAA Division I season/ASUN	5-22
2004-05 (Tilley)	18-12
2003-04 (Tilley)	19-10
2002-03 (Tilley)	16-13
2001-02 (Tilley)	17-10
2000-01 (Tilley)	19-8
1999-2000 (Tilley)	25-5
1998-99 (Tilley)	28-4
1997-98 (Tilley)	18-10
1996-97 (Tilley)	30-2
1995-96 (Tilley)	17-12
1994-95 (Susan Montgomery) - First NCAA Division II season/PBC	15-12
1993-94 (Montgomery) - Transition to NCAA Division II	18-11
1992-93 (Montgomery)	19-11
1991-92 (Ron Walker)	22-9
1990-91 (Walker)	20-11
1989-90 (Walker)	15-14
1988-89 (Walker)	24-4
1987-88 (Walker)	24-8
1986-87 (Walker)	16-9
1985-86 (Rhonda Seagraves)	16-12
1984-85 (Seagraves)	9-21
1983-84 (Gary Wisener)	9-19
1982-83 (Wisener) - First season of competition/NAIA/GIAC	9-14

WHEN REFRENCING KENNESAW STATE...

Acceptable Uses	Kennesaw State University
	Kennesaw State
	Kennesaw State Owls
	KSU
	Owls
	The Owls
	Black and Gold
	The Saw
Not Acceptable	Kennesaw
	Kennesaw University
	University of Kennesaw
	K-State
	K State
	K. State
	Lady Owls
	Golden Owls
	Fighting Owls
	Kenn
	Kenn. State
	Kenn St
	KSASWT

COLLEGIATE HONORS AND AWARDS (2024-25 ROSTER)

Carly Hooks	2020 SoCON All-Freshman Team (at ETSU)
Trynce Taylor	2024 Atlantic Sun All-Freshman Team
	Dec. 27, 2023 ASUN Freshman of the Week
	Jan. 8, 2024 ASUN Freshman of the Week
	March 2, 2024 ASUN Freshman of the Week
Gabriela Bendeck-Giron	2024 NJCAA Academic All-American (at PSU)
Sophia Rueppell	Dec. 4, 2023 ASUN Freshman of the Week
Morgan Dillard	2021-22 CUSA Commissioner's Honor Roll (at USM)
Keyarah Berry	Nov. 19, 2024 Conference USA Player of the Week
Prencis Harden	2024 All-Atlantic Sun Second Team
	Dec. 27, 2023 ASUN Player of the Week
	Jan. 16, 2024 ASUN Player of the Week
	Dec. 16, 2024 Conference USA Player of the Week

CHARTS TO KNOW

CAREER DOUBLE-DOUBLES - KENNESAW STATE DIVISION I ERA

Rk	Student-Athlete	Double-Doubles at KSU
3.	Jasmine McAllister, 2014-16	24
4.	Kristina Wells, 2011-15	21
5.	Prencis Harden, 2021-25	16

CAREER DOUBLE-DOUBLES BY FORWARDS - KENNESAW STATE DIVISION I ERA

Rk	Student-Athlete	Double-Doubles at KSU
2.	Alexis Poole, 2017-23	29
3.	Jasmine McAllister, 2014-16	24
4.	Prencis Harden, 2021-25	16

CAREER POINTS - KENNESAW STATE DIVISION I ERA

Rk	Student-Athlete	Career Points at KSU
8.	Angie Smith, 2008-11	896
9.	Jah'Che Whitfield, 2020-23	887
10.	Prencis Harden, 2021-25	757
	Carly Hooks, 2022-25	655

CAREER FIELD GOALS MADE - KENNESAW STATE DIVISION I ERA

Rk	Student-Athlete	Career FGM at KSU
9.	Ashley Holliday, 2009-13	315
10.	Aareon Smith, 2013-17	286
	Prencis Harden, 2021-25	280
	Carly Hooks, 2022-25	248

CAREER FIELD GOALS PERCENTAGE - KENNESAW STATE DIVISION I ERA

Rk	Student-Athlete	Career FG% at KSU
1.	Simina Avram, 2016-20	53.5%
2.	Grafia Brooks, 2013-14	51.8%
3.	Brittney Henderson, 2007-09	51.6%
4.	Alexis Poole, 2017-23	51.4%
5.	Trynce Taylor, 2023-25	50.0%

CAREER FREE THROWS MADE - KENNESAW STATE DIVISION I ERA

Rk	Student-Athlete	Career FTM at KSU
4.	Amani Johnson, 2018-23	267
5.	Deandrea Sawyers, 2013-17	212
T6.	Carlotta Gianolla, 2016-20	197
	Prencis Harden, 2021-25	197

CAREER FREE THROWS ATTEMPTED - KENNESAW STATE DIVISION I ERA

Rk	Student-Athlete	Career FTA at KSU
1.	Kristina Wells, 2011-15	584
2.	Sametria Gideon, 2009-13	570
3.	Prencis Harden, 2021-25	277

CAREER REBOUNDS - KENNESAW STATE DIVISION I ERA

Rk	Student-Athlete	Career Reb. at KSU
6.	Montinique Nixon, 2006-10	562
7.	Amani Johnson, 2018-23	547
8.	Prencis Harden, 2021-25	520

CAREER DEFENSIVE REBOUNDS - KENNESAW STATE DIVISION I ERA

Rk	Student-Athlete	Career Def. Reb. at KSU
6.	Jasmine McAllister, 2014-16	383
7.	Deandrea Sawyers, 2013-17	371
8.	Prencis Harden, 2021-25	340

CAREER OFFENSIVE REBOUNDS - KENNESAW STATE DIVISION I ERA

Rk	Student-Athlete	Career Off. Reb. at KSU
8.	DeAndrea Bullock, 2006-10	194
9.	Brittney Henderson, 2007-09	185
10.	Prencis Harden, 2021-25	180

CAREER ASSISTS - KENNESAW STATE DIVISION I ERA

Rk	Student-Athlete	Career Off. Reb. at KSU
7.	Karly Frye, 2014-16	180
8.	Lisa Capellan, 2009-14	165
9.	Carly Hooks, 2022-25	162

• Kennesaw State captain and graduate Carly Hooks returns to the squad for her final season and ranks sixth among active CUSA WBB student-athletes in career points scored.

ACTIVE POINTS LEADERS - CURRENT CUSA MEMBERS (THRU NOV. 18)

Rk	Student-Athlete	Career Points
1.	Molly Kaiser, New Mexico State	1,407
2.	Jaylynn Gregory, MTSU	1,362
3.	Bella Smuda, Liberty	1,259
4.	Anastasiia Boldyreva, MTSU	1,196
5.	Isnelle Natabou, FIU	1,191
6.	Carly Hooks, Kennesaw State	1,096

• Prencis Harden is having another stellar season for the Black and Gold and currently leads Conference USA in double-doubles.

2024-25 DOUBLE-DOUBLES - CONFERENCE USA (INDIVIDUAL)

Rk	Student-Athlete	Double-Doubles
1.	Prencis Harden, Kennesaw State	5
T2.	Anastasiia Boldyreva, MTSU	3
	Fanta Gassama, New Mexico State	3
	Jordan Marshall, Louisiana Tech	3
	Deborah Ogavemi, Sam Houston	3

2024-25 DOUBLE-DOUBLES - CONFERENCE USA (TEAM)

Rk	Student-Athlete	Double-Doubles
T1.	Kennesaw State	6
	Louisiana Tech	6
	Sam Houston	6
4.	UTEP	4
T5.	Middle Tennessee	3
	New Mexico State	3
	Liberty	3
8.	FIU	2
T9.	Jacksonville State	1
	Western Kentucky	1

• Keyarah Berry and Harden have had some spectacular outings on the court this season and are among the CUSA leaders in 20-point games.

2024-25 20-POINT GAMES - CONFERENCE USA

Rk	Student-Athlete	20-Point Games
1.	Molly Kaiser, New Mexico State	5
T2.	Keyarah Berry, Kennesaw State	3
	Jaylynn Gregory, MTSU	3
	Ta'Mia Scott, MTSU	3
	Ta'Mia Scott, MTSU	3
T5.	Prencis Harden, Kennesaw State	2
	Josie Gilvin, Western Kentucky	2
	Acacia Hayes, Western Kentucky	2
	Alexis Mead, Western Kentucky	2
	Isnelle Natabou, FIU	2
	Ivane Tensaie, UTEP	2

• Harden also currently leads Conferene USA in 10-rebound games this season.

2024-25 10-REBOUND GAMES - CONFERENCE USA

Rk	Student-Athlete	10-Rebound Games
1.	Prencis Harden, Kennesaw State	5
T2.	Anastasiia Boldyreva, MTSU	4
	Fanta Gassama, New Mexico State	4
T4.	Jordan Marshall, Louisiana Tech	3
	Deborah Ogavemi, Sam Houston	3

GAME LOG

GAME ONE vs. LIFE - Nov. 4

A second-half surge and impressive outings from Precis Harden and Keiara Griffin saw Kennesaw State (1-0) soar to a season-opening defeat of Life (2-1), 72-53

The victory improved head coach Octavia Blue to 4-0 in home openers at Kennesaw State and 8-1 inside the Convo against teams from the state of Georgia. KSU has now won eight-straight home openers.

The Black and Gold stymied the Eagle defense coming out of the locker room following the halfway mark, holding the in-state foe to just five points in the third quarter. The Owls set the tempo and remained consistent offensively throughout the night - shooting 44% from the floor.

Griffin shined in her debut with KSU, scoring 13 points on a 5-for-7 clip. Harden, one of nine returners on a veteran Owl roster, led the way with 14 points and seven rebounds in the opener. Harden notched her 20th career game with double-digit points.

Life only led for 0:33 of the entire game after making the opening bucket before the Owls got on the board and did not look back, cruising into the first win of the season.

TOP PERFORMERS - NOV. 4 VS. LIFE

Name	Pts.	FG%	Reb.	Asst.	Min.	Misc.
Precis Harden	14	70%	7	1	18	
Keiara Griffin	13	71.4%	2	0	24	1st KSU start
Morgan Dillard	9	50%	2	2	22	
Taylor Cullinan	9	33.3%	5	3	29	Three 3PT made
Carly Hooks	8	37.5%	4	4	30	Four steals

GAME TWO vs. UTAH VALLEY - Nov. 9

Keyarah Berry entered off the bench and led the Owls with her second 20-point game of her KSU career. Precis Harden followed that with her 12th double-double in an Owl uniform.

KSU fought back down 10 points at two separate occasions in the fourth quarter including a clutch trey from Kailyn Fields with under 10 seconds left to tie the game at 61, but would ultimately come up short, 64-61.

TOP PERFORMERS - NOV. 9 VS. UTAH VALLEY

Name	Pts.	FG%	Reb.	Asst.	Min.	Misc.
Keyarah Berry	20	41.2%	4	1	32	2nd career 20pt game
Keiara Griffin	13	71.4%	2	1	19	82B 13pt games
Precis Harden	10	33.3%	10	2	37	12th double-double

GAME THREE at BELMONT - Nov. 14

Keyarah Berry entered off the bench for a second-straight game and once again had a masterful performance, tying her career-best 24 points. Her eight rebounds tied Precis Harden, who finished just shy of her second-straight double-double.

The Owls fell to the Bruins, 75-47.

TOP PERFORMERS - NOV. 14 AT BELMONT

Name	Pts.	FG%	Reb.	Asst.	Min.	Misc.
Keyarah Berry	24	38.9%	8	0	31	Tied career-high points
Precis Harden	9	26.7%	8	1	30	44B career rebounds

GAME FOUR vs. ERSKINE - Nov. 16

A 50-point rout of the Flying Fleet got the Owls back on track behind 24 points from Keyarah Berry, 21 from Precis Harden - with her second double-double - and 18 from Keiara Griffin.

Octavia Blue became the fastest KSU WBB head coach to 25 Division I home wins in the contest. KSU is now 6-1 under Blue when scoring 80-or-more.

Berry tied her career-high in points (24) and rebounds (8) while her nine FGM set a new personal best. Harden is now tied for fifth in KSU Division I history with 13 double-doubles and tied for fourth among KSU DI forwards. Kailyn Fields set new career bests in points (8) and steals (5).

TOP PERFORMERS - NOV. 16 VS. ERSKINE

Name	Pts.	FG%	Reb.	Asst.	Min.	Misc.
Keyarah Berry	24	47.4%	8	1	24	3-straight 20-pt games
Precis Harden	21	63.6%	11	3	25	13th double-double
Keiara Griffin	18	88.9%	4	1	24	
Kailyn Fields	8	50%	3	5	30	5 steals
Mame Kane	7	66.7%	2	0	12	Career-high points

GAME FIVE at SAN JOSE STATE - Nov. 21

A hard-fought, heavyweight, back-and-forth battle, Kennesaw State led 18-13 out of the gate before San Jose State climbed back. The Owls were down by 10 in the fourth before rallying to get within just one point, 63-62, before the Spartans pulled away.

Carly Hooks entered off the bench and led KSU with 12 points. Kailyn Fields set a new career-high with 11 while Precis Harden finished just shy of her third-straight double-double.

KSU went 20-for-25 from the free throw line. The Owls fell to the Spartans, 68-64.

TOP PERFORMERS - NOV. 21 AT SAN JOSE STATE

Name	Pts.	FG%	Reb.	Asst.	Min.	Misc.
Carly Hooks	12	21.4%	2	2	24	Entered off the bench
Kailyn Fields	11	42.9%	0	2	36	Career-high points
Keyarah Berry	9	25%	6	0	27	
Keiara Griffin	9	57.1%	4	0	16	
Precis Harden	8	20%	9	2	32	

GAME SIX at CLEMSON - Dec. 1

Kennesaw State brought the fight to ACC country to open December, leading Clemson after both the first two quarters. KSU jumped out to a 19-13 lead and held Clemson to just six second-quarter points.

KSU's stingy three-point defense allowed just one made trey of the Tigers' first 13 attempts. Precis Harden led KSU with 11 points while Keyarah Berry and Carly Hooks led the way with six rebounds.

Berry reached 85 points on the season, the most for an Owl in the Blue Era through the first five games played of a new campaign.

The Tigers stormed back to win, 67-48.

TOP PERFORMERS - DEC. 1 AT CLEMSON

Name	Pts.	FG%	Reb.	Asst.	Min.	Misc.
Precis Harden	11	33.3%	1	1	31	
Keyarah Berry	8	50%	6	2	22	
Morgan Dillard	8	42.9%	2	0	25	
Carly Hooks	7	27.3%	6	1	32	
Keiara Griffin	6	50%	3	0	18	

GAME SEVEN at CHATTANOOGA - Dec. 8

The Black and Gold brought the heat to Chattanooga in the cold December month, holding the Mocs to their fewest point total in a game since the 2023 NCAA Tournament and their fewest in a home regular season game since Nov. 27, 2019.

Keyarah Berry posted her first collegiate double-double while Precis Harden tallied her 14th double-double, moving into sole possession of fourth in KSU DI career history.

KSU held UTC to just six second quarter points and 16 overall in the first half in a stingy defensive effort.

TOP PERFORMERS - DEC. 8 AT CHATTANOOGA

Name	Pts.	FG%	Reb.	Asst.	Min.	Misc.
Precis Harden	18	61.5	14	3	31	14th double-double
Keyarah Berry	17	57.1	15	2	28	1st career double-double
Keiara Griffin	14	66.7	5	1	24	
Kailyn Fields	4	66.7	2	3	24	Three steals
Lee Lee Willis	2	--	2	4	16	Five steals

GAME EIGHT at FLORIDA ATLANTIC - Dec. 13

Precis Harden posted back-to-back double-doubles in the game with 14 points and 13 boards, including surpassing 500 career rebounds. She earned the second CUSA Player of the Week honor in program history for her performance.

Carly Hooks had a stellar offensive game as well, shooting 50% from the floor and scoring 11 points. Taylor Cullinan posted a career-best eight rebounds.

Kennesaw State got out to a hot start but FAU stormed back to win, 71-56.

TOP PERFORMERS - DEC. 13 AT FLORIDA ATLANTIC

Name	Pts.	FG%	Reb.	Asst.	Min.	Misc.
Precis Harden	14	41.2%	13	1	35	500 career reb.
Carly Hooks	11	50.0%	1	2	33	
Keyarah Berry	7	37.5%	2	2	20	
Taylor Cullinan	2	33.3%	8	0	19	Career-high reb.

GAME NINE at SEATTLE - Dec. 16

Precis Harden added a third-straight double-double to help KSU cruise to a 64-41 win. It marked the 16th of her Kennesaw State career.

The Owls posted a 28-point third quarter to seal the victory, holding Seattle to its fewest points in a non-conference home game since Dec. 1, 2004, its fewest first-half points (16) in a home game since at least 2017 and its second fewest in a first half this season (Nov. 4 at Washington).

Nine of the 11 Owls who played grabbed multiple rebounds while five had multiple assists and 10 attributed to KSU's 64 points.

TOP PERFORMERS - DEC. 16 AT SEATTLE

Name	Pts.	FG%	Reb.	Asst.	Min.	Misc.
Precis Harden	22	58.8%	13	3	32	3-straight double-doubles
Keiara Griffin	8	80.0%	2	2	20	
Kailyn Fields	5	25.0%	3	5	30	Three steals
Carly Hooks	5	40.0%	2	4	20	Three steals
Keyarah Berry	6	37.5%	5	0	23	

PRESEASON CHARTS

• Blue's Owls led the Atlantic Sun with 13.9 offensive rebounds per game last season. That ranked second among current Conference USA squads.

2023-24 OFFENSIVE REBOUNDS PER GAME - CURRENT CUSA MEMBERS

Rk	Team	Off. RPG
1.	Sam Houston	15.2
2.	Kennesaw State	13.9
3.	Florida International	12.9
4.	Liberty	12.6
5.	Jax State	11.7

• Kennesaw State ranks third among current Conference USA teams in terms of returning double-double production from the 2023-24 campaign. Senior Precncis Harden ranks third among returners to current CUSA teams in 2023-24 double-doubles.

RETURNING DOUBLE-DOUBLE PRODUCTION - CURRENT CUSA MEMBERS

Rk	Team	2023-24 Double-Doubles Returning
1.	Liberty	19
2.	Middle Tennessee State	15
3.	Kennesaw State	12
4.	Florida International	8
5.	Jax State	3

Rk	Returning Student-Athlete	2023-24 Double-Doubles
1.	Bella Smuda, Liberty	18
2.	Anastasia Boldyreva, MTSU	12
3.	Precncis Harden, Kennesaw State	10
4.	Mya Kone, Florida International	8
5.	Ta'Mia Scott, MTSU	3

EXECUTIVE PRODUCERS

• Kennesaw State returns most of its production in terms of minutes and points scored from the 2023-24 campaign

PERCENTAGE OF 2023-24 POINT PRODUCTION RETURNING - CUSA

Rk	Team	Returning Point %
1.	Liberty	88.72%
2.	Kennesaw State	88.67%
3.	New Mexico State	75.7%
4.	Middle Tennessee State	55.9%
5.	Western Kentucky	53.88%
6.	Jacksonville State	53.85%
7.	Florida International	40.7%
8.	Louisiana Tech	31.7%
9.	UTEP	25.2%
10.	Sam Houston	18.7%

PERCENTAGE OF 2023-24 MINUTES RETURNING - CUSA

Rk	Team	Returning Minute %
1.	Liberty	85.2%
2.	New Mexico State	77.5%
3.	Kennesaw State	74.1%
4.	Jacksonville State	54.5%
5.	Middle Tennessee State	54.1%
6.	Western Kentucky	47.4%
7.	Florida International	37.0%
8.	Louisiana Tech	34.1%
9.	UTEP	32.7%
10.	Sam Houston	16.2%

NUMBER OF RETURNERS FROM 2023-24 - CUSA

Rk	Team	Returners
T1.	New Mexico State	9
	Liberty	9
	Kennesaw State	9
4.	Middle Tennessee State	8
5.	Jacksonville State	7
6.	Western Kentucky	5
T7.	Louisiana Tech	4
	Florida International	4
	UTEP	4
10.	Sam Houston	2

NUMBER OF RETURNERS THAT STARTED 10+ GAMES IN 2023-24 - CUSA

Rk	Team	Returners w/ 10+ 2023-24 Starts
1.	New Mexico State	6
2.	Kennesaw State	5
3.	Liberty	4
T4.	Middle Tennessee State	3
	Western Kentucky	3
	Jacksonville State	3
	Florida International	3
	UTEP	3
9.	Louisiana Tech	2
10.	Sam Houston	1

SENIORS/GRADUATES ON 2024-25 SQUADS - CUSA

Rk	Team	Seniors/Grads
1.	New Mexico State	9
2.	Kennesaw State	6
T3.	Middle Tennessee State	5
	Jacksonville State	5
	Florida International	5
T6.	Western Kentucky	4
	Liberty	4
	Louisiana Tech	4
	Sam Houston	4
10.	UTEP	2

STANDINGS AND RANKINGS



STANDINGS (AS OF DEC. 18)

Rank	Team	Overall	CUSA	RPI
1.	Western Kentucky	8-1	--	100
T2.	Middle Tennessee	8-4	--	64
	Liberty	6-3	--	117
	Sam Houston	6-3	--	249
5.	New Mexico State	6-4	--	113
T6.	Louisiana Tech	5-4	--	212
	UTEP	5-4	--	126
T8.	Kennesaw State	4-5	--	223
	Jacksonville State	4-5	--	192
10.	FIU	3-6	--	295

CONFERENCE USA PRESEASON COACHES POLL

Rank	Team	1st Place Votes	Overall Points
1.	Middle Tennessee	9	99
2.	Liberty	1	88
3.	FIU	--	73
4.	Western Kentucky	--	61
5.	Louisiana Tech	--	59
6.	New Mexico State	--	55
7.	UTEP	--	43
8.	Jacksonville State	--	32
9.	Kennesaw State	--	22
10.	Sam Houston	--	18

ASSOCIATED PRESS TOP 25 POLL (WEEK 6 - DEC. 16)

Team (1st-place votes)	Record	Points	Trend
1. UCLA (30)	10-0	798	--
2. South Carolina (1)	10-1	763	+1
3. Notre Dame (1)	9-2	716	+5
4. UConn	9-1	668	-2
5. LSU	12-0	649	-1
6. Texas	10-1	632	--
7. USC	10-1	631	-2
8. Maryland	10-0	598	-1
9. Duke	9-2	523	--
10. Oklahoma	9-1	510	--
11. Ohio State	10-0	469	--
12. TCU	10-1	453	--
13. Kansas State	11-1	417	--
14. West Virginia	10-1	384	+1
15. Michigan State	10-0	312	+2
16. Kentucky	9-1	283	--
17. Georgia Tech	11-0	269	+8
18. Tennessee	8-0	249	+1
19. North Carolina	10-2	242	-5
20. Michigan	9-1	183	--
21. NC State	8-3	130	+1
22. Iowa	9-2	102	-1
23. Nebraska	10-1	94	+1
24. California	11-1	81	+2
25. Ole Miss	7-3	78	-3

Others receiving votes: Alabama 51, Iowa State 33, Illinois 28, Utah 15, Vanderbilt 14, South Dakota State 9, Richmond 5, Creighton 4, Oklahoma State 3, Harvard 3, Mississippi State 1

USA TODAY/WBCA COACHES' TOP 25 POLL (WEEK 6 - DEC. 17)

Team (1st-place votes)	Record	Points	Trend
1. UCLA (31)	10-0	798	--
2. South Carolina (1)	10-1	763	+1
3. Notre Dame (1)	9-2	716	+5
4. UConn	9-1	668	-2
5. LSU	12-0	649	-1
6. Texas	10-1	632	--
7. USC	10-1	631	-2
8. Maryland	10-0	598	-1
9. Duke	9-2	523	--
10. Oklahoma	9-1	510	--
11. Ohio State	10-0	469	--
12. TCU	10-1	453	--
13. Kansas State	11-1	417	--
14. West Virginia	10-1	384	+1
15. Michigan State	10-0	312	+2
16. Kentucky	9-1	283	--
17. Georgia Tech	11-0	269	+8
18. Tennessee	8-0	249	+1
19. North Carolina	10-2	242	-5
20. Michigan	9-1	183	--
21. NC State	8-3	130	+1
22. Iowa	9-2	102	-1
23. Nebraska	10-1	94	+1
24. California	11-1	81	+2
25. Ole Miss	7-3	78	-3

Others receiving votes: Alabama 51, Iowa State 33, Illinois 28, Utah 15, Vanderbilt 14, South Dakota State 9, Richmond 5, Creighton 4, Oklahoma State 3, Harvard 3, Mississippi State 1

OWLS IN as of Dec. 18

TEAM	Value	CUSA Rank
Double-Doubles	6	1st
Defensive Rebound Percentage	74.0%	1st
Scoring Defense	58.3	2nd
Three Point Percentage Defense	25.5%	3rd
Blocks per Game	3.33	3rd
Field Goal Percentage Defense	38.4%	4th
Rebounding Margin	+3.11	4th
Rebounding Offense	37.56	5th
Rebounding Defense	34.44	5th
Steals per Game	8.67	5th
INDIVIDUAL	Value	CUSA Rank
Double-Doubles		
Prencis Harden	5	1st
Rebounds per Game		
Prencis Harden	9.56	2nd
Keyarah Berry	6.75	8th
Defensive Rebounds per Game		
Prencis Harden	7.11	2nd
Keyarah Berry	4.25	9th
Points per Game		
Keyarah Berry	14.38	6th
Prencis Harden	14.11	8th
Field Goal Percentage		
Prencis Harden	45.9%	6th
Keyarah Berry	43.0%	9th
Free Throw Percentage		
Prencis Harden	67.6%	8th
Blocks per Game		
Prencis Harden	0.78	8th
Offensive Rebounds per Game		
Keyarah Berry	2.50	8th
Prencis Harden	2.44	9th

OWLS IN as of Dec. 18

TEAM	Value	NCAA DI Rank
Three Point Percentage Defense	25.5%	38th
Scoring Defense	58.3	82nd
INDIVIDUAL	Value	NCAA DI Rank
Double-Doubles		
Prencis Harden	5	18th
Defensive Rebounds per Game		
Prencis Harden	7.1	18th
Rebounds per Game		
Prencis Harden	9.6	41st
Total Rebounds		
Prencis Harden	86	105th
Field Goal Percentage		
Prencis Harden	45.9	155th

A LOOK AT THE SCHEDULE

NINE NEW OPPONENTS

• Kennesaw State squares off against nine teams in 2024-25 for the first time. Utah Valley and Seattle are new to the program record books this season as part of the Conference USA/WAC Challenge. Erskine and San Jose State are also first-time matchups among the nine new foes.

• Seven of the Owls' nine new opponents this season will be met inside the KSU Convocation Center. The Owls also have vital in-state home contests against Georgia State (Dec. 19), Mercer (Dec. 30 - final non-conference game on the schedule) and Life (Nov. 4 - season opener).

UNCHARTED TERRITORY

• Five of Kennesaw State's nine new opponents on the slate this season are members of the Owls' new league - Conference USA. The Black and Gold face off against Western Kentucky, Louisiana Tech, Sam Houston, UTEP and New Mexico State for the first time.

• KSU also meets MTSU for just the fourth and fifth times ever as well as third and fourth all-time matchups against Florida International.

MILES ON MILES ON MILES

• Kennesaw State women's basketball is estimated to travel around 17,160 miles in its first season as a member of Conference USA. The Owls also face two different trips to the west coast at San Jose State and at Seattle. The Owls' schedule takes them across the Mississippi River for five different contests.

FIVE-GAME ROAD TREK

• The holiday season will be one of travel for the Black and Gold. Beginning on Nov. 21, KSU heads out west to face San Jose State. After nine days of rest, the Owls trek up north to meet the ACC's Clemson Tigers, then a week later to southern Tennessee against UTC. Five days after that, KSU travels south to FAU then will leave to Seattle - concluding a trip of 10,150.4 estimated miles in just eight days.

FAR OUT

• The trips to San Jose State (Nov. 21) and Seattle (Dec. 16) will mark the two furthest road treks for Kennesaw State women's basketball in its Division I history.

• The Owls travel 4,862 miles to and from Seattle (by way of Boca Raton, Fla vs. FAU) and 4,183.6 miles round-trip for San Jose State.

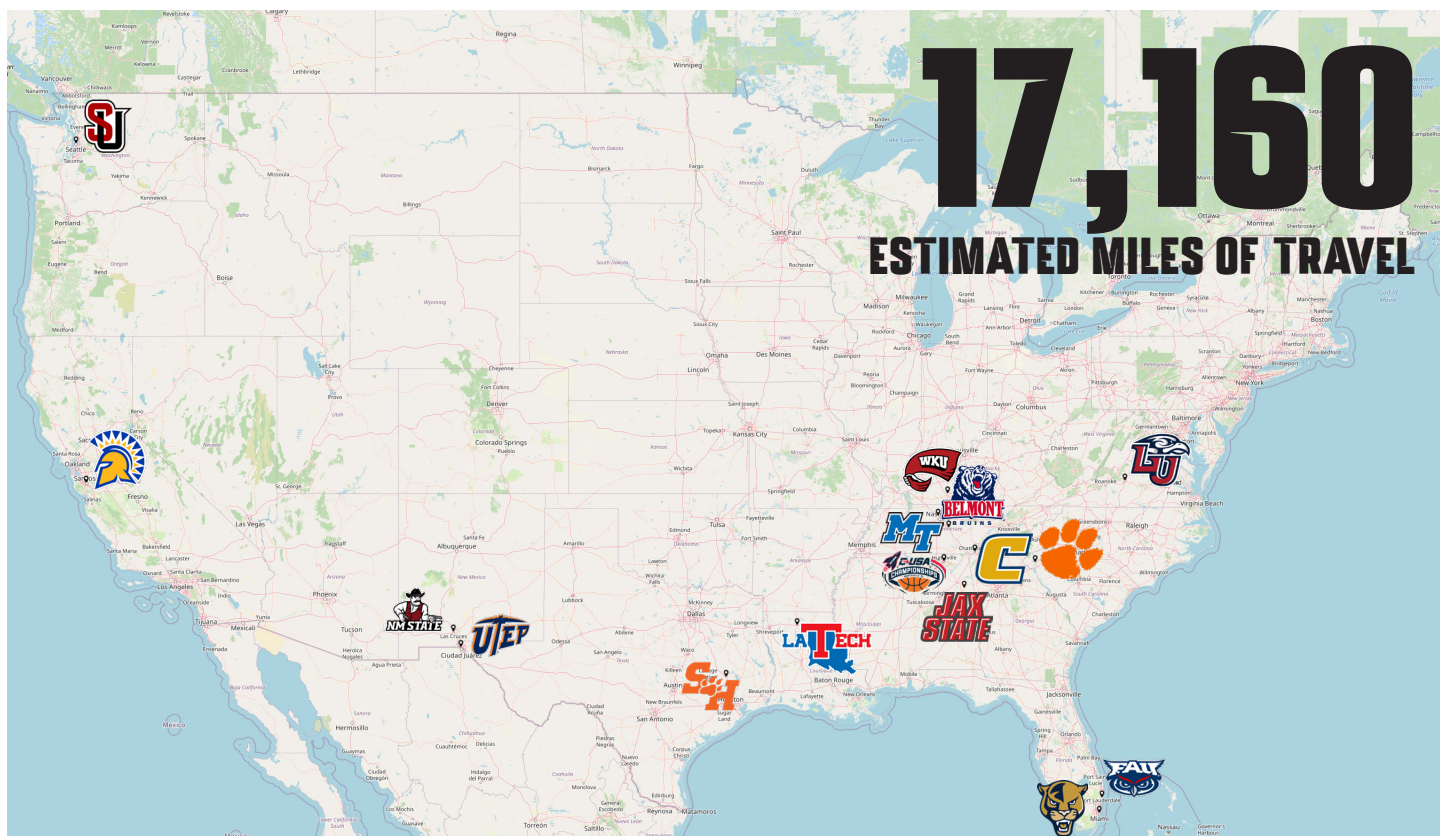
HOME COOKIN'

• Seven of the Owls' nine new opponents this season will be met inside the KSU Convocation Center. The Owls also have vital in-state home contests against Georgia State (Dec. 19), Mercer (Dec. 30 - final non-conference game on the schedule) and Life (Nov. 4 - season opener).

BACK-TO-BACK

• Coming off of the five-game road stretch mentioned below, Kennesaw State meets Georgia State for the 14th all-time meeting on Dec. 19 at home, then gets 10 days of rest before hosting Mercer on Dec. 30.

• The Owls have secured each of their last two games against the Panthers at home.



KENNESAW STATE RECORD WHEN...

Stat	2024-25	2023-24	Under Coach Blue
Overall	4-5	11-19	39-59
At Home	2-1	7-7	25-20
On the Road	2-4	3-10	12-37
At Neutral Site	0-0	1-2	2-2
Conference Games	0-0	7-9	22-28
Non-Conference Games	4-5	4-9	16-28
Versus Teams from Georgia	1-0	2-3	8-8
Versus a Ranked Opponent	0-0	0-1	0-5
Versus a Team .500 or above	2-4	5-13	19-43
Versus a Team Below .500	2-1	6-6	20-16
Overtime	0-0	0-1	1-2
Double-Overtime	0-0	0-1	0-1
Postseason Games	0-0	0-0	1-2
On Mondays	2-0	0-2	3-10
On Tuesdays	0-0	0-2	2-2
On Wednesdays	0-0	0-3	2-7
On Thursdays	0-2	4-4	12-15
On Fridays	0-1	1-1	2-5
On Saturdays	1-1	6-5	17-14
On Sundays	1-1	0-2	1-6
In November	2-3	2-4	7-14
In December	2-2	2-4	9-11
In January	0-0	4-4	12-13
In February	0-0	2-6	9-15
In March	0-0	1-1	3-3
Day Game (Before 6:00pm)	2-2	7-11	20-32
Night Game (After 6:00pm)	2-3	4-8	19-27
Scores First	1-3	7-11	21-29
Opponent Scores First	3-2	4-8	17-30
Leading After First Quarter	2-3	9-2	27-17
Trailing After First Quarter	1-2	1-16	8-41
Tied After First Quarter	1-0	1-1	4-1
Leading After Second Quarter	4-2	8-3	28-11
Trailing After Second Quarter	0-3	2-16	9-47
Tied After Second Quarter	0-0	1-1	2-1
Leading After Third Quarter	4-0	9-1	33-7
Trailing After Third Quarter	0-5	2-17	5-50
Tied After Third Quarter	0-0	0-1	1-2
Higher FG %	4-0	9-1	32-7
Lower FG %	0-5	2-18	7-52
Tied in FG %	0-0	0-0	0-0
Higher 3-PT %	2-0	8-3	28-10
Lower 3-PT %	2-5	3-16	11-48
Tied in 3-PT %	0-1	0-0	0-2
Have a Player w/ a Double-Double	3-2	6-8	15-13
Allow a Double-Double Player	0-3	1-4	5-18
Have a Player Score 20+	2-2	7-8	14-18
Allow a 20+ Scorer	0-1	3-7	12-16
In Close Games (1-10)	0-2	5-7	20-25
In Games (11-20)	1-2	4-6	10-20
In Blowouts (20+)	3-1	2-6	9-14



KSU CONVOCATION CENTER

Opened **May 12, 2005**

Capacity **3,800**

Attendance Record **3,805**

2023 ASUN Men's Basketball Championship Game vs. Liberty

Home to KSU Women's Basketball **since Dec. 1, 2005**

Home to KSU Men's Basketball **since Nov. 26, 2005**

Home to KSU Volleyball **since Aug. 29, 2006**

DEFENDING THE NEST

Kennesaw State WBB is **25-20**

inside the Convo under
head coach Octavia Blue

Under Blue, KSU is **8-1**
vs. teams from the state
of Georgia in the Convo

TOP 10 MOST-ATTENDED KSU WOMEN'S BASKETBALL GAMES INSIDE THE CONVO

Rank	Opponent	Attendance
1	Shorter (Feb. 11, 2020)	1,604
2	ETSU (Feb. 4, 2012)	1,524
3	Lipscomb (Feb. 8, 2020)	1,429
4	NJIT (Feb. 9, 2019)	1,374
5	Jacksonville (Jan. 25, 2020)	1,359
6	Central Arkansas (Jan. 28, 2023)	1,302
7	NJIT (Feb. 29, 2020)	1,178
8	Bellarmine (Feb. 11, 2023)	1,148
9	Chattanooga (Dec. 21, 2010)	1,144
10	FGCU (Jan. 16, 2017)	1,123

HEAD COACH OCTAVIA BLUE



ALMA MATER UNIVERSITY OF MIAMI - 1998
HIGH SCHOOL NOVA HIGH SCHOOL

39-59 OVERALL RECORD AT KENNESAW STATE

FOURTH SEASON AS HEAD COACH

SIGNED CONTRACT EXTENSION THRU 2026-27 ON DEC. 7, 2023

22-28 CONFERENCE RECORD

25-20 HOME RECORD

FASTEST KSU HEAD COACH TO 30 DI WINS (74 GAMES)

FASTEST KSU HEAD COACH TO 20 DI HOME WINS (35 HOME GAMES)

10 NCAA DIVISION I TOURNAMENT APPEARANCES (AS PLAYER & COACH)

FIRST WNBA DRAFT PICK IN MIAMI (FLA.) HISTORY

15TH OVERALL PICK IN THE 1998 WNBA DRAFT (LA SPARKS)

EIGHTH HEAD COACH IN KSU WBB HISTORY

1,724 POINTS AT MIAMI (4TH IN PROGRAM HISTORY AT GRADUATION)

BLUE'S CAREER (U.S.)		YEAR-BY-YEAR RESULTS		POSTSEASON HISTORY	
1994-1998	University of Miami	1994-95	Miami (Student-Athlete) 11-16	1997-98	Miami NCAA Tourney R1
	Student-Athlete	1995-96	Miami (Student-Athlete) 14-13	2003	Houston Comets Western Conf. Semis
1998	Los Angeles Sparks	1996-97	Miami (Student-Athlete) 15-14	2009-10	Georgia Tech NCAA Tourney R1
	Player	1997-98	Miami (Student-Athlete) 19-10	2010-11	Georgia Tech NCAA Tourney R2
2003-04	Houston Comets	1998	Los Angeles Sparks (Player) 12-18	2011-12	Georgia Tech NCAA Sweet 16
	Player	2003	Houston Comets (Player) 11-5	2012-13	Miami NCAA Tourney R1
2008-09	St. John's	2004	Houston Comets (Player) 7-6	2014-15	Miami NCAA Tourney R2
	Assistant Coach	2008-09	St. John's (Assistant Coach) 20-15	2015-16	Miami NCAA Tourney R1
2009-12	Georgia Tech	2009-10	Georgia Tech (AC) 23-10	2016-17	Miami NCAA Tourney R2
	Assistant Coach	2010-11	Georgia Tech (AC) 24-11	2017-18	Miami NCAA Tourney R1
2012-20	Miami (Fla.)	2011-12	Georgia Tech (AC) 26-9	2018-19	Miami NCAA Tourney R2
	Assistant Coach	2012-13	Miami (AC) 21-11		
2020-21	Miami (Fla.)	2013-14	Miami (AC) 16-15		
	Associate Head Coach	2014-15	Miami (AC) 20-13		
2021-present	Kennesaw State	2015-16	Miami (AC) 24-9		
	Head Coach - 39-59 (.398)	2016-17	Miami (AC) 24-9		
		2017-18	Miami (AC) 21-11		
		2018-19	Miami (AC) 25-9		
		2019-20	Miami (AC) 15-15		
		2020-21	Miami (Associate HC) 11-11		
		2021-22	Kennesaw State (HC) 9-19		
		2022-23	Kennesaw State (HC) 15-16		
		2023-24	Kennesaw State (HC) 11-19		
		2024-25	Kennesaw State (HC) 4-5		
		Coaching Record (HC & Assistant) 309-207 (.599)			
		Overall Record as Head Coach 39-59 (.398)			
		Overall Record 398-289 (.579)			

THE BLUE ERA

Octavia Blue enters her fourth season at the helm of the Kennesaw State women's basketball program in 2024-25. The 2023-24 campaign was filled with several milestones for the Blue Era and Kennesaw State women's basketball. The Miami alum became the fastest KSU WBB head coach to 30 Division I wins and 20 home wins and also led Kennesaw State to its first 3-0 and 4-0 starts to an Atlantic Sun schedule in program history. She also oversaw the longest ASUN regular season win streak of six-straight games. The Owls achieved their most weekly ASUN honors since 2014-15 and the second-most ASUN Freshman of the Week awards in program history. KSU led the conference in double-doubles and offensive rebounds per game.

Year three was also highlighted by spectacular performances where Precis Harden led the conference with 10 double-doubles, Carly Hooks had the most 30-point games and Kundall Golden's 49 blocks now only set the KSU DI single-season record, it led the ASUN and was 59th in the country at the conclusion of the season. 2023-24 featured the best rebounding defense in KSU single-season history (since 1983-84), the third-best rebounding margin in KSU DI history and the fourth-best scoring defense in KSU DI history. The Owls' 85-75 win at Bellarmine was the most points scored by KSU in a road ASUN victory since Feb. 18, 2006. Their 31-point win at Queens to end the regular season tied the largest margin of victory in Atlantic Sun action in Kennesaw State history, tying the mark set on Feb. 4, 2008.

In her second season during 2022-23, she led the Owls to a 15-16 record including a win over Jacksonville State in the Atlantic Sun tournament first round. Against conference foes, KSU went 10-8 and 9-4 inside the KSU Convocation Center. Her 24 wins in the first two seasons marked the second-most by a KSU women's basketball coach in their first two seasons at the helm in Owls' DI history.

KSU finished 9-19, including a 7-8 record at home in Blue's first season. The Owls set a program record by eclipsing the 100-point mark for the first time in a 100-31 victory over Thomas University in the season opener. Under Blue's guidance, Amani Johnson was named to the ASUN All-Conference Second Team, the ASUN All-Academic Team and was one of 12 student-athletes to receive the ASUN Winner for Life award.

Kennesaw State Director of Athletics Milton Overton announced Octavia Blue as the next women's basketball head coach on April 29, 2021. Blue joined KSU after a successful nine-year run as an assistant coach for the University of Miami.

"I am pleased to welcome a rising star in the coaching industry, Octavia Blue, to lead our women's basketball program," said Overton. "I have been impressed with her values, ability to connect with student-athletes, and coaching acumen. Coach Blue shares our mission to 'build champions in the classroom, on the court, in the community and in life with academic integrity and excellence.' I am excited for Owl Nation to see the brand of basketball and program Coach Blue will build at Kennesaw State. Her experiences developing winning teams and individuals at Miami, Georgia Tech, and St. John's, combined with her impressive accolades as a former student-athlete, will be instrumental in leading our program to a championship level."

Coaching at her alma mater, Blue recently served as associate head coach for the 2020-21 season. She has been on staff with Miami women's basketball as an assistant coach since the 2012-13 season and has accumulated 14 seasons as a coach after her Hall-of-Fame playing career.

"I could not be more excited and honored to join the KSU family and be the next head coach of the women's basketball team," said Blue. "The opportunities for greatness this university provides on and off the court, along with its community support, makes Kennesaw State a really special place. I am eager to roll up my sleeves and get to work!"

Working primarily with post players, Blue has coached eight players to 10 total All-Atlantic Coast Conference honors at Miami, including six first-team accolades and two All-ACC Defensive Team honors. Notably, she worked closely with Beatrice Mompremier, who earned AP and WBCA All-America recognition in back-to-back seasons. Mompremier was a 2019 and 2020 finalist for the Lisa Leslie Center of the Year Award and was tabbed ACC Preseason Player of the Year ahead of the 2019-20 campaign.

Five players signed WNBA contracts during Blue's nine seasons at Miami, including Mompremier, who was selected 20th overall in the 2020 WNBA Draft by the Los Angeles Sparks. In total, Blue has coached 14 Hurricanes that have gone on to play professionally.

Blue brought considerable tournament experience to KSU. She has coached the Hurricanes to six NCAA Tournament appearances (2013, 2015-19), and a trip to the WNIT in 2014.

Blue holds not only a strong insight from the sidelines but has developed her total skillsets through symposiums and workshops. In 2019, Blue participated in the Women Leaders in College Sports/Next Up Program at the WBCA Convention and was also a member of the Next Chair Symposium. In 2017, she served as an assistant coaches' board member for the Kay Yow Cancer Fund. That same year, she attended the Indiana Fever training camp.

"It has been an honor to serve as the lead for our women's basketball coaching search on behalf of AD Overton. KSU is a progressive and competitive R2 institution, with great leadership, community support and a winning spirit which has made this a nationally coveted position; evidenced by a talented, diverse pool of over 100 applicants," said Chief Operating Officer Tamica Smith Jones. "After engaging our key stakeholders, including our remarkable scholar-athletes, we determined the right fit would be a winner, elite recruiter and player developer whose passion for the game and our team would build both a caring and competitive culture. Coach Blue connected with our stakeholders and communicated a clear vision to advance our program toward winning at the next level. She shared her commitment to retain, recruit, hire, develop and empower a great team of people. Her enthusiasm and passion are infectious, and we hope it will bring campus, community and national excitement around our women's basketball program that it deserves."

Blue holds familiarity in the region after working three seasons as an assistant coach and recruiting coordinator at Georgia Tech. During her time in Atlanta, the Yellow Jackets posted three 20-plus win seasons, made three NCAA tournament appearances and reeled in two top-25 recruiting classes (No. 24 in 2011 and No. 13 in 2012).

She coached three All-ACC players and three WNBA Draft picks. Brigitte Ardossi was drafted by the Atlanta Dream in the second round in 2010, Alex Montgomery was taken in the first round by the New York Liberty in 2011 and Sasha Goodlett was picked in the first round in 2012 by the Indiana Fever.

Blue's first season as a Division I assistant coach was in 2008-09 at St. John's, where she helped the Red Storm advance to the WNIT. Under the guidance of Blue, Dashena Stevens was named the 2008-09 BIG EAST Rookie of the Year.

From 1994-98, Blue amassed 1,724 points as a Hurricane, placing her fourth in program history at the time, and still good for eighth. She shot a school record 45.3 percent from three-point range as a senior.

After her decorated collegiate career, she was selected No. 15 overall in 1998 by the Los Angeles Sparks, becoming Miami's first WNBA Draft pick.

Blue had an extensive professional career that lasted from 1998-2006, which included playing for two WNBA teams and international clubs in Greece, Israel, France, Turkey and Poland.

She returned to Miami to complete her degree in sociology/sport management in 2007 and was inducted into the UM Sports Hall of Fame and named an ACC Women's Basketball Legend in 2008. In 2016, Blue's No. 10 jersey became the fourth in program history raised to the rafters in Coral Gables, Fla.

THE COACHING STAFF



ASSISTANT COACH KEISHA McCLINIC

Keisha McClinic enters her second season at KSU in 2024-25 as the associate head coach under head coach Octavia Blue. McClinic has coached collegiately since 2009, and most recently held the same title at Tennessee State and East Tennessee State.

Her first season with the Owls in 2023-24 was filled with several milestones for Kennesaw State women's basketball. Kennesaw State achieved its first 3-0 and 4-0 starts to an Atlantic Sun schedule in program history. The squad also set a program record for an ASUN regular season win streak at six-straight games. The Owls achieved their most weekly ASUN honors since 2014-15 and the second-most ASUN Freshman of the Week awards in program history. KSU led the conference in double-doubles and offensive rebounds per game.

Prencis Harden led the conference with 10 double-doubles. Carly Hooks had the most 30-point games and Kundall Golden's 49 blocks now only set the KSU DI single-season record. It led the ASUN and was 59th in the country at the conclusion of the season. 2023-24 featured the best rebounding defense in KSU single-season history (since 1983-84), the third-best rebounding margin in KSU DI history and the fourth-best scoring defense in KSU DI history. The Owls' 85-75 win at Bellarmine was the most points scored by KSU in a road ASUN victory since Feb. 18, 2006. Their 31-point win at Queens to end the regular season tied the largest margin of victory in Atlantic Sun action in Kennesaw State history, tying the mark set on Feb. 4, 2008.

"I am thankful and excited to have Coach McClinic join our women's basketball staff as associate head coach. Her experience level is invaluable," said Blue. "She is a great person, teacher of the game, and a connected, well-respected recruiter in the region."

McClinic joins The Nest after three seasons in Nashville. She balanced both sides of the ball as TSU's defensive coordinator during her first and third seasons and switched as the offensive coordinator in 2021-22. The veteran coach mentored the Ohio Valley Conference's 2022 Freshman of the Year and 2023 second-team all-conference performer Gia Adams, as well as 2023 first team and all-newcomer honoree Erica Haynes-Overton.

During her time at Tennessee State the team ranked in the top five nationally among NCAA Division I schools in forced turnovers per game (2022), steals per game, and total steals (2022).

Off the court, McClinic succeeded in instilling the importance of academics. Serving as the academic coordinator, she guided three Tigers to the All-OVC Academic team. McClinic also scoured the recruiting trail, with a heavy focus on the junior college ranks.

"What impressed me most about Coach Mac is her passion for the overall development of her student-athletes and her ability to create authentic relationships," said Blue, who is entering her third season leading the Owls.

Prior to TSU, McClinic coached across the Volunteer State for four seasons at ETSU. Her efforts showed in both on and off-the-court awards. She mentored six all-conference performers, and Haynes-Overton to a pair of Southern Conference Defensive Player of the Year accolades and the SoCon Freshman of the Year honor. The Bucks' 2018 WNIT berth highlighted her stay in Johnson City.

As the team's academic liaison, ETSU averaged at least a 3.0 GPA or higher each semester. McClinic also was the team's compliance liaison and assisted with community service events.

McClinic enjoyed a stellar career at Middle Tennessee State where she was the 2004 Sun Belt Defensive Player of the Year and led the Blue Raiders to consecutive conference crowns in 2004-05. She graduated with the most games played (120) in program history and ranked second in career steals with 246. As a team captain, McClinic's Sun Belt Defensive Player of the Year award was buoyed by the fourth-most steals per game (3.5) in the NCAA. As a senior, she helped the Blue Raiders upset 12th-ranked North Carolina in the first round of the NCAA Tournament.

McClinic later began her coaching career at Alabama. From 2009-11, McClinic was the director of player development, and from 2011-12, became the director of operations. Her time in Tuscaloosa, along with a UA master's degree, led to three years as an assistant coach and recruiting coordinator at Pensacola State College, and a season at Murray State with the same titles.

This is a homecoming opportunity for McClinic. She starred at Eagles Landing High School in Stockbridge where her jersey was retired in 2019.

"Coach Mac has made significant contributions to the success of every program she has been a part of in her career," said Blue. "I am confident she will do the same here at KSU."



ASSISTANT COACH MORGAN STROMAN

Morgan Stroman enters her second season with Kennesaw State women's basketball in 2024-25 as an assistant coach under head coach Octavia Blue. Stroman was hired to the coaching staff on June 2, 2023.

Her first season with the Owls in 2023-24 was filled with several milestones for Kennesaw State women's basketball. Kennesaw State achieved its first 3-0 and 4-0 starts to an Atlantic Sun schedule in program history. The squad also set a program record for an ASUN regular season win streak at six-straight games. The Owls achieved their most weekly ASUN honors since 2014-15 and the second-most ASUN Freshman of the Week awards in program history. KSU led the conference in double-doubles and offensive rebounds per game.

Prencis Harden led the conference with 10 double-doubles. Carly Hooks had the most 30-point games and Kundall Golden's 49 blocks now only set the KSU DI single-season record. It led the ASUN and was 59th in the country at the conclusion of the season. 2023-24 featured the best rebounding defense in KSU single-season history (since 1983-84), the third-best rebounding margin in KSU DI history and the fourth-best scoring defense in KSU DI history. The Owls' 85-75 win at Bellarmine was the most points scored by KSU in a road ASUN victory since Feb. 18, 2006. Their 31-point win at Queens to end the regular season tied the largest margin of victory in Atlantic Sun action in Kennesaw State history, tying the mark set on Feb. 4, 2008.

"We are excited to have Morgan join us here at KSU," Blue said. "She is a teacher, great communicator and an energy giver."

Stroman previously served as an assistant coach at Bellarmine last season and was an academic advisor for student-athletes, helping to provide aid for academic success in the classroom. On the court, she boosted team productivity and efficiency by implementing skill development workouts.

"She does a great job with skill development and will be an exceptional role model for our players," Blue added.

From 2019-22, she served as the Coordinator of Program and Player Development/Player Personnel and Video Coordinator Assistant for her alma mater at the University of Miami. In this role she assisted with in-game analytics and evaluating potential prospects.

She was an interim assistant coach in 2020 and 2022 at Miami, assisting the head coach with offensive play calls and analytics as well as creating scouting reports in preparation for opponents.

In her collegiate playing career, she earned 2013 ACC All-Conference first team and All-ACC Defensive Team honors. A four-year letterman for the Hurricanes, she contributed to the 2011 ACC Championship team and was named to the ACC All-Conference third team. As a freshman in 2009-10, she led all ACC freshmen in steals per game (1.8). She totaled 1,371 career points and averaged 11.4 points and 7.4 rebounds per game.

"The relentless work ethic she played with mirrors what she does on the other side of the game as a coach," Blue explained.

From 2013-17, she was a professional basketball player for FIBA Europe with clubs in Finland, the Netherlands, Romania and Spain.

"After a tremendous playing career professionally and at Miami, she is quickly beginning to establish herself as a rising star in our profession," Blue added.

She graduated from Miami with a Bachelor of Science in sports administration diploma in 2013 and earned her Master of Science in sports administration degree in 2022.

Prior to her collegiate playing career, she earned McDonald's All-American, Parade All-American third team, South Carolina Gatorade Player of the Year and EA Sports All-American honors.

"I am thrilled that she'll be joining Owl Nation," Blue said.



ASSISTANT COACH RESHAD BAKER

Kennesaw State women's basketball has hired Reshad Baker as assistant coach and recruiting coordinator, head coach Octavia Blue announced Friday, Sept. 6, 2024.

"Coach Reshad is a rising star in this profession," Blue said. "He works hard, is extremely loyal and has a passion for the game that is unmatched. His recruiting ties, high energy and work ethic will make an immediate impact on this program. Our players are going to love being in the gym with him."

He has coached four state championship squads, a United States Olympian gold medal winner, a WBNA draft pick, one McDonald All-American and helped over 65 players advance to the collegiate level. At the club level, he has helped produce three undefeated seasons as coach.

"I'm elated and very grateful to have this opportunity to work under Coach Octavia Blue," Baker said. "Coach Blue is a true professional and a highly respected veteran coach. I'm super excited to be able to soak in all the knowledge and experience she provides."

Baker has spent the previous nine years as program director/head coach of Lady Flames Elite in New Orleans in addition to being the head women's basketball coach at Northwest Kansas Technical College from Aug. 2023 to July 2024.

In his career, he had developed over 30 nationally-ranked prospects and helped over 20 student-athletes land at Power Five programs.

From Jan. 2022 to Jan. 2023, he served as the assistant coach/recruiting coordinator for East Mississippi Community College and helped the team to a 12-5 overall record, an appearance in the Region 23 tournament semis and aided in the development of First Team All-American Ja'Mia Hollings.

Prior to his stint in Scooba, Miss., Baker was the coordinator of recruiting operations for Morehead State and helped develop All-Ohio Valley Conference second teamer and All-Newcomer selection Jada Claude.

As program director of the Lady Pumas Elite squad in New Orleans, he recruited and developed future WNBA athlete Kalani Brown. He also spent time as the assistant women's basketball coach and recruiting coordinator for Chipola College in Marianna, Fla.

He graduated from Southern University with a bachelor's in business administration in 2017 and earned a master's in computer information system in 2019 from Southern.

"I plan to bring high energy and do everything needed to make sure our players are successful on the court, within the community and in their lives," Baker added.

BLUE ERA BESTS

Statistic	Record	TEAM Game	Date
Most Points Scored	109	vs. Coastal Georgia	Dec. 29, 2022
Fewest Points Allowed	25*	vs. Coastal Georgia	Dec. 2, 2023
Most Combined Points	175	at North Florida	Feb. 24, 2024
Fewest Combined Points	92	vs. Chattanooga	Nov. 29, 2023
Largest Margin of Victory	69	vs. Thomas	Nov. 9, 2021
Most Field Goals Attempted	82	vs. Thomas	Nov. 9, 2021
Most Field Goals Made	38	Twice, last vs. Coastal Georgia	Dec. 29, 2022
Most Free Throws Attempted	39	at Queens	Feb. 2, 2022
Most Free Throws Made	30	at Queens	Feb. 2, 2022
Most 3-PT Shots Attempted	31	vs. Middle Georgia State	Nov. 10, 2022
Most 3-PT Shots Made	11	vs. Middle Georgia State	Nov. 10, 2022
Most Rebounds	61	vs. Middle Georgia State	Nov. 10, 2022
Most Assists	24	vs. Thomas	Nov. 9, 2021
Most Steals	22	Twice, last vs. Thomas	Nov. 9, 2021
Most Blocked Shots	8	vs. Chattanooga	Nov. 30, 2023

INDIVIDUAL

Statistic	Record	Player	Game	Date
Most Points Scored	37	Carly Hooks	at North Florida	Feb. 24, 2024
Most Field Goals Attempted	27	Carly Hooks	at North Florida	Feb. 24, 2024
Most Field Goals Made	12	Carly Hooks	at North Florida	Feb. 24, 2024
Most Free Throws Attempted	14	Prencis Harden	vs. Florida Atlantic	Nov. 25, 2023
Most Free Throws Made	12	Prencis Harden	vs. Florida Atlantic	Nov. 25, 2023
Most 3-PT Shots Attempted	10	Lyndsey Whilby	vs. Georgia State	Dec. 10, 2022
Most 3-PT Shots Made	5 (2x)	Last: Sophia Rueppell	at Georgia Tech	Nov. 19, 2023
Most Rebounds	15	Keyarah Berry	at Chattanooga	Dec. 8, 2024
Most Assists	13	Amani Johnson	vs. Coastal Georgia	Dec. 29, 2022
Most Steals	6	Amani Johnson	vs. Coastal Georgia	Dec. 29, 2022
Most Blocked Shots	4 (4x)	Last: Kyndall Golden	at Queens	March 2, 2024

* - Also Kennesaw State Women's Basketball All-Time Record

KENNESAW STATE DI SINGLE-GAME RECORDS

Statistic	Record	TEAM Game	Date
Most Points Scored	109	vs. Coastal Georgia	Dec. 29, 2022
Fewest Points Allowed	25*	vs. Coastal Georgia	Dec. 2, 2023
Most Combined Points	193	at Furman	Nov. 18, 2005
Fewest Combined Points	69	at Clemson	Nov. 10, 2017
Largest Margin of Victory	69	vs. Thomas	Nov. 9, 2021
Most Field Goals Attempted	84	vs. Shorter	Feb. 11, 2020
Most Field Goals Made	39	Twice, last vs. Life	Dec. 21, 2020
Highest Field Goal Percentage	60%	at Georgia Southern	Nov. 17, 2019
Most Free Throws Attempted	40	vs. Lipscomb	Dec. 5, 2009
Most Free Throws Made	30	at Queens	Feb. 2, 2022
Highest Free Throw Percentage	100%*	vs. Evansville	Nov. 28, 2009
Most 3-PT Shots Attempted	40*	vs. Davidson	Nov. 18, 2012
Most 3-PT Shots Made	14	vs. North Florida	Jan. 24, 2021
Highest 3-PT FG Percentage	56%	vs. North Florida	Jan. 24, 2021
Most Rebounds	68*	vs. Shorter	Feb. 11, 2020
Most Assists	25	vs. Middle Georgia State	Dec. 31, 2019
Most Steals	22	Twice, last vs. Thomas	Nov. 9, 2021
Most Blocked Shots	11*	vs. Berry	Jan. 16, 2021

INDIVIDUAL

Statistic	Record	Player	Game	Date
Most Points Scored	45	Amani Johnson	at Liberty	Mar. 7, 2020
Most Field Goals Attempted	49 (twice)	Last: Aareon Smith	vs. Lipscomb	Jan. 9, 2016
Most Field Goals Made	16	Amani Johnson	at Liberty	Mar. 7, 2020
Highest FG% (min. 8 made)	100%*	Alexis Poole	at Lipscomb	Jan. 13, 2020
Most Free Throws Attempted	23*	Kristina Wells	vs. Lipscomb	Feb. 6, 2014
Most Free Throws Made	18*	Kristina Wells	vs. Lipscomb	Feb. 6, 2014
Highest FT% (min. 6 made)	100% (several)*	Last: Prencis Harden (6)	at Eastern Kentucky	Feb. 10, 2024
Most 3-PT Shots Attempted	19*	Ashley Holliday	vs. Mercer	Jan. 26, 2011
Most 3-PT Shots Made	9*	Ashley Holliday	vs. Mercer	Jan. 26, 2011
Highest 3-PT% (min. 6 made)	100%*	Amani Johnson	vs. North Florida	Jan. 24, 2021
Most Rebounds	22	Sametria Gideon	vs. Lipscomb	Feb. 25, 2011
Most Assists	13	Amani Johnson	vs. Coastal Georgia	Dec. 29, 2022
Most Steals	9	Greteya Kelley	vs. Jacksonville State	Nov. 9, 2007
Most Blocked Shots	7	Jasmine McAllister	vs. Jacksonville	Mar. 6, 2015

* - Also Kennesaw State Women's Basketball All-Time Record

THE LAST TIME...

TEAM

Scored 100 Points	vs. Coastal Georgia; Dec. 29, 2022 (109)
Won by 30 or More Points	vs. Erskine, Nov. 16, 2024 (50)
Led by 20+ at Halftime	vs. Erskine, Nov. 16, 2024 (25)
Shot 65% or Better from the Floor	N/A
Shot 60-64% from the Floor	at Georgia Southern, Nov. 17, 2019 (60.0%)
Shot 50-59% from the Floor	at Queens, March 2, 2024 (50.0%)
2+ Players with 20+ Points	vs. Erskine, Nov. 16, 2024 (Berry and Harden)
2+ Players with 15-19 Points	at Chattanooga, Dec. 8, 2024 (Berry and Harden)
3+ Players with 10+ Points	at Chattanooga, Dec. 8, 2024 (Berry, Griffin and Harden)
2+ Players with 10+ Rebounds	at Chattanooga, Dec. 8, 2024 (Berry and Harden)
2+ Players Post a Double-Double	at Chattanooga, Dec. 8, 2024 (Berry and Harden)
Faced AP Top 25 Opponent	at #22 FGCU, Feb. 17, 2022
Went to Overtime	at North Florida, Feb. 24, 2024
Played in Double Overtime	at North Florida, Feb. 24, 2024
Won after trailing by 15+	vs. Providence, Dec. 21, 2023 (19)
Won after trailing entering the fourth quarter	vs Jacksonville, Jan. 13, 2024 (46-45)

INDIVIDUAL

Scored 40+ Points	Amani Johnson vs. Liberty, Mar. 7, 2020 (45)
Scored 30-39 Points	Carly Hooks at North Florida Feb. 24, 2024 (37)
Grabbed 20+ Rebounds	Sametria Gideon vs. Lipscomb, Feb. 25, 2011 (22)
Grabbed 15-19 Rebounds	Keyarah Berry at Chattanooga, Dec. 8, 2024 (15)
Had 10+ Assists	Amani Johnson vs. Coastal Georgia, Dec. 29, 2022 (13)
Had 5+ Steals	Lee Lee Willis at Chattanooga, Dec. 8, 2024 (5)
Had 5+ Blocked Shots	Gabi Legister vs. UNCW, Dec. 18, 2020 (6)
Posted a Double-Double	Prencis Harden at Seattle, Dec. 16, 2024
Posted a Triple-Double	Kristina Wells at Lipscomb, Jan. 9, 2014 (18 pts, 11 reb, 11 assists)

STARTING LINEUPS BY GAME

Opponent (Date)	Starting Lineup (# Start this Season)					# Lineup	Record
Life (Nov. 4)	Harden (1)	Hooks (1)	Dillard (1)	Griffin (1)	Fields (1)	1	1-0
Utah Valley (Nov. 11)	Harden (2)	Gaines (1)	Dillard (2)	Griffin (2)	Fields (2)	2	0-1
Belmont (Nov. 14)	Harden (3)	Rueppell (1)	Dillard (3)	Griffin (3)	Fields (3)	3	0-1
Erskine (Nov. 16)	Harden (4)	Berry (1)	Dillard (4)	Griffin (4)	Fields (4)	4	
San Jose State (Nov. 21)	Harden (5)	Berry (2)	Dillard (5)	Griffin (5)	Fields (5)	4	1-1
Clemson (Dec. 1)	Harden (6)	Berry (3)	Hooks (2)	Griffin (6)	Fields (6)	5	
Chattanooga (Dec. 8)	Harden (7)	Berry (4)	Hooks (3)	Griffin (7)	Fields (7)	5	
Florida Atlantic (Dec. 13)	Harden (8)	Berry (5)	Hooks (4)	Griffin (8)	Fields (8)	5	
Seattle (Dec. 16)	Harden (9)	Berry (6)	Hooks (5)	Griffin (9)	Fields (9)	5	2-2
Georgia State (Dec. 19)							
Mercer (Dec. 30)							
Jacksonville State (Jan. 4)							
MTSU (Jan. 9)							
Western Kentucky (Jan. 11)							
Sam Houston (Jan. 16)							
Louisiana Tech (Jan. 18)							
New Mexico State (Jan. 23)							
UTEP (Jan. 25)							
Liberty (Jan. 30)							
Florida International (Feb. 1)							
Western Kentucky (Feb. 6)							
MTSU (Feb. 8)							
Louisiana Tech (Feb. 13)							
Sam Houston (Feb. 15)							
UTEP (Feb. 20)							
New Mexico State (Feb. 22)							
Florida International (Feb. 27)							
Liberty (March 1)							
Jacksonville State (March 8)							

PLAYER NOTABLES

GAMES LED TEAM IN (AT KENNESAW STATE)

Scoring	2024-25	2023-24	Career	Record	Rebounding	2024-25	2023-24	Career	Record	Assists	2024-25	2023-24	Career	Record
Prencis Harden	5	12	18	9-9	Prencis Harden	7	18	41	20-21	Carly Hooks	3	19	29	10-19
Carly Hooks	1	6	11	5-6	Trynce Taylor		6	6	1-5	Kailyn Fields	5	8	13	8-5
Keyarah Berry	3	5	8	2-6	Carly Hooks	1	2	6	3-3	Lee Lee Willis	2	3	5	2-3
Trynce Taylor		4	4	0-4	Keyarah Berry	3	1	4	1-3	Morgan Dillard	3	1	4	0-4
Morgan Dillard		2	2	1-1						Trynce Taylor		2	2	0-2
Sophia Rueppell		1	1	0-1						Prencis Harden	1	2	3	0-3
										Taylor Cullinan	2		2	0-2
										Keyarah Berry	2		2	0-2

MISC. MILESTONES (AT KENNESAW STATE)

Double-Doubles	2024-25	2023-24	Career	Record	10+ Points	2024-25	2023-24	Career	Record	5+ Steals	2024-25	2023-24	Career	Record
Prencis Harden	5	10	16	8-8	Prencis Harden	7	19	33	16-17	Prencis Harden		1	1	0-1
Carly Hooks		2	2	2-0	Carly Hooks	2	13	27	12-15	Kailyn Fields	1	0	1	1-0
Trynce Taylor		2	2	1-1	Keyarah Berry	4	10	15	6-9	Lee Lee Willis	1	0	1	1-0
Keyarah Berry	1	0	1	1-0	Trynce Taylor		10	10	4-6	5+ Blocks		2023-24	Career	Record
30+ Points	2024-25	2023-24	Career	Record	Morgan Dillard		6	6	3-3					
Carly Hooks		3	3	2-1	Keiara Griffin	4		4	3-1					
20+ Points	2024-25	2023-24	Career	Record	Sophia Rueppell		1	1	0-1					
Prencis Harden	2	8	11	7-4	Kailyn Fields	1			0-1					
Carly Hooks		7	9	5-4	10+ Rebounds	2024-25	2023-24	Career	Record					
Keyarah Berry	3	1	4	1-3	Prencis Harden	4	11	17	9-8					
Morgan Dillard		1	1	0-1	Carly Hooks		2	2	2-0					
					Trynce Taylor		2	2	1-1					
					Keyarah Berry	1	0	1	1-0					
					5+ Assists	2024-25	2023-24	Career	Record					
					Carly Hooks		4	6	4-2					
					Kailyn Fields	2	3	5	4-1					
					Lee Lee Willis		3	3	1-2					
					Prencis Harden		1	1	0-1					



#0 KAILYN FIELDS | SOPHOMORE | GUARD

5-6 | Atlanta, Ga. | Galloway HS

Major Psychology

Instagram @KailynFields | X @KailynFields

2024-25 STATS

Opponent	Date	GS	MIN	Total		3-Pointers		Free throws		Rebounds				PF	A	TO	BLK	STL	PTS	AVG
				FG-FGA	PCT	3FG-3FGA	PCT	FT-FTA	PCT	OFF	DEF	TOT	AVG							
Life (GA)	11/04/2024	*	24:03	0-3	.000	0-0	.000	2-2	1.000	1	1	2	2.0	2	4	2	0	1	2	2.0
Utah Valley	11/09/2024	*	27:41	1-2	.500	1-2	.500	0-2	.000	0	3	3	2.5	1	1	10	0	2	3	2.5
at Belmont	11/14/2024	*	18:15	1-3	.333	1-2	.500	0-0	.000	1	2	3	2.7	0	1	4	0	0	3	2.7
Erskine	11/16/2024	*	30:34	2-4	.500	0-1	.000	4-4	1.000	0	3	3	2.8	1	5	3	0	5	8	4.0
at San Jose St.	11/21/2024	*	35:60	3-7	.429	1-5	.200	4-4	1.000	0	0	0	2.2	2	2	2	0	1	11	5.4
at Clemson	12/01/2024	*	21:45	0-3	.000	0-2	.000	1-2	.500	0	2	2	2.2	0	0	1	0	0	1	4.7
at Chattanooga	12/08/2024	*	24:10	2-3	.667	0-1	.000	0-0	.000	0	2	2	2.1	0	3	4	0	3	4	4.6
at Fla. Atlantic	12/13/2024	*	22:13	1-4	.250	1-4	.250	0-0	.000	0	1	1	2.0	0	2	2	0	0	3	4.4
at Seattle U	12/16/2024	*	30:07	2-8	.250	1-6	.167	0-0	.000	3	0	3	2.1	3	5	2	0	3	5	4.4
Totals			9 234:47	12-37	.324	5-23	.217	11-14	.786	5	14	19	2.1	9	23	30	0	15	40	4.4

Player Averages

Games Played	Minutes/game	Points/game	FG Pct	3FG Pct	FT Pct	Rebounds/game	Assists/game	Turnovers/game	Assist/Turnover ratio	Steals/game	Blocks/game
9	26.1	4.4	32.4	21.7	78.6	2.1	2.6	3.3	0.8	1.7	0.0

CAREER STATS

				Field Goals		3-Point		F-Throws		Rebounds				Scoring						
SEASON	TEAM	GP-GS	MIN/AVG	FG-FGA	FG%	3FG-3FGA	3FG%	FT-FTA	FT%	OFF	DEF	TOT	AVG	PF-FO	A	TO	BLK	STL	PTS	AVG
2023-24	KennSt	30-21	611/20.4	31-107	.290	10-47	.213	11-17	.647	12	34	46	1.5	29-0	58	52	0	21	83	2.8
2024-25	KennSt	9-9	235/26.1	12-37	.324	5-23	.217	11-14	.786	5	14	19	2.1	9-0	23	30	0	15	40	4.4
TOTAL		39-30	845/21.7	43-144	.299	15-70	.214	22-31	.710	17	48	65	1.7	38-0	81	82	0	36	123	3.2

Single Game Highs

Statistic	Value
Points	11 at San Jose St. 11/21/24
Rebounds	5 vs Providence 12/21/23
Assists	6 vs Georgetown 12/28/23, vs Queens (NC) 01/06/24
Steals	5 vs Erskine 11/16/24
FG Made	3 at North Ala. 01/24/24, at San Jose St. 11/21/24
FG Attempts	11 at Mississippi St. 12/11/23
3FG Made	2 vs Queens (NC) 01/06/24, at Bellarmine 02/08/24, at Austin Peay 03/08/24
3FG Attempts	6 at Seattle U 12/16/24
FT Made	4 vs Erskine 11/16/24, at San Jose St. 11/21/24
FT Attempts	4 vs Coastal Ga. 12/02/23, vs Erskine 11/16/24, at San Jose St. 11/21/24



#1 CARLY HOOKS | GRADUATE | GUARD

5-8 | Atlanta, Ga. | ETSU

Major Interdisciplinary Studies

Instagram @CarlyCimone | X @Only1Carly

2021 SoCon All-Freshman Team

2024-25 STATS

Opponent	Date	GS	MIN	Total		3-Pointers		Free throws		Rebounds				PF	A	TO	BLK	STL	PTS	AVG
				FG-FGA	PCT	3FG-3FGA	PCT	FT-FTA	PCT	OFF	DEF	TOT	AVG							
Life (GA)	11/04/2024	*	30:44	3-8	.375	1-3	.333	1-3	.333	1	3	4	4.0	1	4	4	0	4	8	8.0
at San Jose St.	11/21/2024		25:08	3-14	.214	1-3	.333	5-5	1.000	1	1	2	3.0	3	2	1	0	2	12	10.0
at Clemson	12/01/2024	*	31:38	3-11	.273	0-3	.000	1-2	.500	0	6	6	4.0	3	1	1	1	0	7	9.0
at Chattanooga	12/08/2024	*	27:57	1-5	.200	1-4	.250	0-0	.000	0	1	1	3.3	2	2	3	0	1	3	7.5
at Fla. Atlantic	12/13/2024	*	33:03	5-10	.500	1-4	.250	0-0	.000	0	1	1	2.8	1	2	5	2	0	11	8.2
at Seattle U	12/16/2024	*	20:21	2-5	.400	1-4	.250	0-0	.000	0	2	2	2.7	0	4	0	0	3	5	7.7
Totals			5 168:52	17-53	.321	5-21	.238	7-10	.700	2	14	16	2.7	10	15	14	3	10	46	7.7

Player Averages

Games Played	Minutes/game	Points/game	FG Pct	3FG Pct	FT Pct	Rebounds/game	Assists/game	Turnovers/game	Assist/Turnover ratio	Steals/game	Blocks/game
6	28.1	7.7	32.1	23.8	70.0	2.7	2.5	2.3	1.1	1.7	0.5

CAREER STATS

				Field Goals		3-Point		F-Throws		Rebounds												Scoring	
SEASON	TEAM	GP-GS	MIN/AVG	FG-FGA	FG%	3FG-3FGA	3FG%	FT-FTA	FT%	OFF	DEF	TOT	AVG	PF-FO	A	TO	BLK	STL	PTS	AVG			
2020-21	ETSU	19-14	478/25.1	72-202	.356	23-79	.291	21-34	.618	11	38	49	2.6	42-2	31	46	7	26	188	9.9			
2021-22	ETSU	24-6	626/26.1	98-273	.359	13-61	.213	43-61	.705	22	71	93	3.9	59-1	47	61	14	25	252	10.5			
2022-23	KennSt	29-21	855/29.5	100-280	.357	15-61	.246	46-65	.708	34	74	108	3.7	70-1	67	71	19	39	261	9.0			
2023-24	KennSt	29-29	861/29.7	131-409	.320	25-95	.263	62-89	.697	13	102	115	4.0	73-1	80	82	9	36	349	12.0			
2024-25	KennSt	6-5	169/28.1	17-53	.321	5-21	.238	7-10	.700	2	14	16	2.7	10-0	15	14	3	10	46	7.7			
TOTAL FOR KennSt		64-55	1885/29.5	248-742	.334	45-177	.254	115-164	.701	49	190	239	3.7	153-2	162	167	31	85	656	10.3			
TOTAL		107-75	2989/27.9	418-1217	.343	81-317	.256	179-259	.691	82	299	381	3.6	254-5	240	274	52	136	1096	10.2			

Single Game Highs

Statistic	Value
Points	37 at North Florida 02/24/24
Rebounds	14 at Stetson 01/18/24
Assists	6 vs Middle Ga. St. 11/10/22, vs Stetson 02/25/23, vs App State 12/20/20
Steals	4 5 times
Blocks	2 12 times
FG Made	12 at North Florida 02/24/24
FG Attempts	27 at North Florida 02/24/24
3FG Made	5 at FIU 12/04/22
3FG Attempts	9 4 times
FT Made	9 at North Florida 02/24/24, at Bellarmine 02/08/24
FT Attempts	13 at Bellarmine 02/08/24, vs UNC Asheville 12/10/21



#2 TRYNCE TAYLOR | SOPHOMORE | FORWARD

6-1 | Alpharetta, Ga. | St. Francis HS

Major Psychology

Instagram @TrynceTaylor | X @TrynceTaylor

2024 Atlantic Sun All-Freshman Team

3x ASUN Freshman of the Week

2023-24 STATS

Opponent	Date	GS	MIN	Total		3-Pointers		Free throws		Rebounds				PF	A	TO	BLK	STL	PTS		AVG
				FG-FGA	PCT	3FG-3FGA	PCT	FT-FTA	PCT	OFF	DEF	TOT	AVG								
at Vanderbilt	11/06/2023		14:12	2-3	.667	0-0	.000	0-1	.000	2	1	3	3.0	2	0	3	0	0	4	4.0	
Life (GA)	11/10/2023		20:15	5-7	.714	0-0	.000	1-2	.500	0	3	3	3.0	0	0	5	1	1	11	7.5	
at Georgia St.	11/14/2023		16:12	2-3	.667	0-0	.000	0-0	.000	1	5	6	4.0	2	1	2	0	1	4	6.3	
at Georgia Tech	11/19/2023		15:03	1-7	.143	0-0	.000	0-0	.000	2	3	5	4.3	2	0	1	0	0	2	5.3	
Fla. Atlantic	11/25/2023		14:50	0-3	.000	0-0	.000	2-4	.500	0	2	2	3.8	3	0	1	1	3	2	4.6	
Chattanooga	11/29/2023		10:07	1-2	.500	0-0	.000	0-0	.000	0	1	1	3.3	1	1	0	0	0	2	4.2	
Coastal Ga.	12/02/2023		15:15	2-4	.500	0-0	.000	1-2	.500	2	2	4	3.4	3	1	2	1	2	5	4.3	
at Mississippi St.	12/11/2023		31:19	8-11	.727	0-0	.000	3-3	1.000	5	7	12	4.5	3	1	4	1	2	19	6.1	
Belmont	12/17/2023		22:26	4-8	.500	0-0	.000	0-2	.000	1	3	4	4.4	3	0	2	0	0	8	6.3	
vs San Diego St.	12/20/2023		27:55	7-12	.583	0-1	.000	1-2	.500	5	1	6	4.6	1	2	2	0	1	15	7.2	
vs Providence	12/21/2023		29:17	3-4	.750	0-0	.000	1-2	.500	4	2	6	4.7	1	0	1	2	2	7	7.2	
Georgetown	12/28/2023		25:19	4-6	.667	0-0	.000	4-8	.500	1	2	3	4.6	2	0	2	0	2	12	7.6	
at Mercer	01/02/2024		16:01	2-2	1.000	0-0	.000	3-4	.750	0	1	1	4.3	0	0	1	0	0	7	7.5	
Queens (NC)	01/06/2024		22:42	3-5	.600	0-0	.000	4-6	.667	3	3	6	4.4	1	1	1	0	2	10	7.7	
North Florida	01/11/2024		23:50	1-4	.250	0-0	.000	0-0	.000	3	3	6	4.5	2	3	2	1	2	2	7.3	
Jacksonville	01/13/2024		16:31	2-6	.333	0-0	.000	2-2	1.000	3	4	7	4.7	2	0	1	1	2	6	7.3	
at Stetson	01/18/2024		10:60	1-3	.333	0-0	.000	0-0	.000	1	1	2	4.5	4	0	2	0	0	2	6.9	
at FGCU	01/20/2024		19:48	3-7	.429	0-0	.000	0-1	.000	1	2	3	4.4	0	0	2	0	0	6	6.9	
at North Ala.	01/24/2024	*	22:52	4-10	.400	0-0	.000	0-1	.000	4	4	8	4.6	2	1	1	0	0	8	6.9	
Central Ark.	01/27/2024	*	18:15	2-5	.400	0-0	.000	2-5	.400	1	0	1	4.5	3	0	2	0	0	6	6.9	
Austin Peay	02/01/2024	*	23:13	5-11	.455	0-0	.000	3-4	.750	2	3	5	4.5	2	1	3	2	1	13	7.2	
Lipscomb	02/03/2024	*	30:04	4-9	.444	0-0	.000	4-4	1.000	2	8	10	4.7	3	0	4	0	3	12	7.4	
at Bellarmine	02/08/2024	*	19:50	2-4	.500	0-0	.000	3-3	1.000	4	4	8	4.9	4	2	5	1	1	7	7.4	
at Eastern Ky.	02/10/2024	*	28:49	3-7	.429	0-0	.000	2-2	1.000	1	8	9	5.0	2	3	5	1	2	8	7.4	
FGCU	02/15/2024	*	29:44	5-7	.714	0-0	.000	1-2	.500	2	4	6	5.1	3	1	0	1	1	11	7.6	
Stetson	02/17/2024		22:18	1-3	.333	0-0	.000	4-6	.667	3	5	8	5.2	4	0	4	0	1	6	7.5	
at Jacksonville	02/22/2024	*	28:17	4-9	.444	0-0	.000	2-6	.333	2	5	7	5.3	2	0	3	1	4	10	7.6	
at North Florida	02/24/2024	*	14:10	2-3	.667	0-0	.000	2-2	1.000	0	2	2	5.1	5	0	6	0	0	6	7.5	
at Queens (NC)	03/02/2024	*	24:18	4-7	.571	0-0	.000	2-5	.400	0	3	3	5.1	2	0	3	0	2	10	7.6	
at Austin Peay	03/08/2024	*	21:43	2-6	.333	1-1	1.000	0-2	.000	1	3	4	5.0	1	1	0	0	2	5	7.5	
Totals		11	635:34	89-178	.500	1-2	.500	47-81	.580	56	95	151	5.0	65	19	70	14	37	226	7.5	

Player Averages

Games Played	Minutes/game	Points/game	FG Pct	3FG Pct	FT Pct	Rebounds/game	Assists/game	Turnovers/game	Assist/Turnover ratio	Steals/game	Blocks/game
30	21.2	7.5	50.0	50.0	58.0	5.0	0.6	2.3	0.3	1.2	0.5

CAREER STATS

				Field Goals		3-Point		F-Throws		Rebounds									Scoring	
SEASON	TEAM	GP-GS	MIN/AVG	FG-FGA	FG%	3FG-3FGA	3FG%	FT-FTA	FT%	OFF	DEF	TOT	AVG	PF-FO	A	TO	BLK	STL	PTS	AVG
2023-24	KennSt	30-11	636/21.2	89-178	.500	1-2	.500	47-81	.580	56	95	151	5.0	65-1	19	70	14	37	226	7.5
TOTAL		30-11	636/21.2	89-178	.500	1-2	.500	47-81	.580	56	95	151	5.0	65-1	19	70	14	37	226	7.5

Single Game Highs

Statistic	Value
Points	19 at Mississippi St. 12/11/23
Rebounds	12 at Mississippi St. 12/11/23
Assists	3 vs North Florida 01/11/24, at Eastern Ky. 02/10/24
Steals	4 at Jacksonville 02/22/24
Blocks	2 vs Providence 12/21/23, vs Austin Peay 02/01/24
FG Made	8 at Mississippi St. 12/11/23
FG Attempts	12 vs San Diego St. 12/20/23
3FG Made	1 at Austin Peay 03/08/24
3FG Attempts	1 vs San Diego St. 12/20/23, at Austin Peay 03/08/24
FT Made	4 4 times
FT Attempts	8 vs Georgetown 12/28/23



#3 LEE LEE WILLIS | JUNIOR | GUARD

5-6 | Chandler, Ariz. | Chandler AZ Compass Prep

Major Integrated Health Science

Instagram @LeeLee.Willis | X @LeeAiraWillis23

2024-25 STATS

Opponent	Date	GS	MIN	Total		3-Pointers		Free throws		Rebounds				PF	A	TO	BLK	STL	PTS	AVG
				FG-FGA	PCT	3FG-3FGA	PCT	FT-FTA	PCT	OFF	DEF	TOT	AVG							
at San Jose St.	11/21/2024		02:08	0-0	.000	0-0	.000	0-0	.000	0	0	0	0.0	2	0	1	0	0	0	0.0
at Clemson	12/01/2024		18:49	2-4	.500	1-2	.500	0-0	.000	0	1	1	0.5	3	0	3	0	0	5	2.5
at Chattanooga	12/08/2024		16:00	0-2	.000	0-0	.000	2-2	1.000	0	2	2	1.0	2	4	2	0	5	2	2.3
at Fla. Atlantic	12/13/2024		20:46	3-6	.500	0-2	.000	0-0	.000	0	2	2	1.3	3	2	3	0	2	6	3.3
at Seattle U	12/16/2024		15:26	2-5	.400	0-1	.000	2-2	1.000	0	3	3	1.6	4	2	1	0	0	6	3.8
Totals		0	73:09	7-17	.412	1-5	.200	4-4	1.000	0	8	8	1.6	14	8	10	0	7	19	3.8

Player Averages

Games Played	Minutes/game	Points/game	FG Pct	3FG Pct	FT Pct	Rebounds/game	Assists/game	Turnovers/game	Assist/Turnover ratio	Steals/game	Blocks/game
5	14.6	3.8	41.2	20.0	100.0	1.6	1.6	2.0	0.8	1.4	0.0

CAREER STATS

SEASON	TEAM	GP-GS		Field Goals		3-Point		F-Throws		Rebounds				Scoring						
		MIN	AVG	FG-FGA	FG%	3FG-3FGA	3FG%	FT-FTA	FT%	OFF	DEF	TOT	AVG	PF-FO	A	TO	BLK	STL	PTS	AVG
2022-23	KennSt	8-0	46/5.8	4-14	.286	1-5	.200	4-5	.800	3	4	7	0.9	8-0	2	7	0	1	13	1.6
2023-24	KennSt	4-4	104/26.1	6-29	.207	1-6	.167	7-12	.583	2	12	14	3.5	10-0	17	17	0	3	20	5.0
2024-25	KennSt	5-0	73/14.6	7-17	.412	1-5	.200	4-4	1.000	0	8	8	1.6	14-0	8	10	0	7	19	3.8
TOTAL		17-4	223/13.1	17-60	.283	3-16	.188	15-21	.714	5	24	29	1.7	32-0	27	34	0	11	52	3.1

Single Game Highs

Statistic	Value	
Points	8	at Vanderbilt 11/06/23
Rebounds	6	at Georgia St. 11/14/23
Assists	5	vs Life (GA) 11/10/23, at Georgia St. 11/14/23, at Georgia Tech 11/19/23
Steals	5	at Chattanooga 12/08/24
FG Made	3	at Vanderbilt 11/06/23, at Fla. Atlantic 12/13/24
FG Attempts	11	at Vanderbilt 11/06/23
3FG Made	1	vs Middle Ga. St. 11/10/22, at Vanderbilt 11/06/23, at Clemson 12/01/24
3FG Attempts	2	5 times
FT Made	3	vs Life (GA) 11/10/23
FT Attempts	5	vs Life (GA) 11/10/23



#4 KEIARA GRIFFIN | GRADUATE | FORWARD

6-0 | Birmingham, Ala. | Jacksonville State

Major Digital and Social Media

Instagram @keiara.atrice | X @rich_kei_

2023-24 STATS

Opponent	Date	GS	MIN	Total		3-Pointers		Free throws		Rebounds				PF	A	TO	BLK	STL	PTS	AVG
				FG-FGA	PCT	3FG-3FGA	PCT	FT-FTA	PCT	OFF	DEF	TOT	AVG							
Life (GA)	11/04/2024	*	23:27	5-7	.714	0-0	.000	3-4	.750	2	0	2	2.0	1	0	1	0	0	13	13.0
Utah Valley	11/09/2024	*	19:36	5-7	.714	0-0	.000	3-4	.750	2	0	2	2.0	5	1	1	0	2	13	13.0
at Belmont	11/14/2024	*	16:32	1-3	.333	0-0	.000	0-0	.000	1	0	1	1.7	2	0	2	1	1	2	9.3
Erskine	11/16/2024	*	23:05	8-9	.889	0-0	.000	2-2	1.000	2	2	4	2.3	2	1	3	0	18	11.5	
at San Jose St.	11/21/2024	*	16:13	4-7	.571	0-1	.000	1-1	1.000	2	2	4	2.6	5	0	4	1	0	9	11.0
at Clemson	12/01/2024	*	17:43	3-6	.500	0-1	.000	0-0	.000	1	2	3	2.7	1	0	0	1	0	6	10.2
at Chattanooga	12/08/2024	*	24:19	6-9	.667	0-0	.000	2-2	1.000	2	3	5	3.0	4	1	1	0	1	14	10.7
at Fla. Atlantic	12/13/2024	*	23:56	2-6	.333	0-0	.000	1-2	.500	1	3	4	3.1	4	1	2	1	1	5	10.0
at Seattle U	12/16/2024	*	19:52	4-5	.800	0-0	.000	0-0	.000	1	1	2	3.0	5	2	2	0	0	8	9.8
Totals		9	184:43	38-59	.644	0-2	.000	12-15	.800	14	13	27	3.0	29	6	16	4	5	88	9.8

Player Averages

Games Played	Minutes/game	Points/game	FG Pct	3FG Pct	FT Pct	Rebounds/game	Assists/game	Turnovers/game	Assist/Turnover ratio	Steals/game	Blocks/game
9	20.5	9.8	64.4	0.0	80.0	3.0	0.7	1.8	0.4	0.6	0.4

CAREER STATS

SEASON	TEAM	GP-GS	MIN/AVG	FG-FGA	FG%	3FG-3FGA	3FG%	FT-FTA	FT%	OFF	DEF	TOT	AVG	PF-FO	A	TO	BLK	STL	PTS	AVG
2020-21	JSU	24-22	532/22.2	61-165	.370	18-72	.250	14-28	.500	25	97	122	5.1	26-0	31	25	11	18	154	6.4
2021-22	JSU	32-32	720/22.5	75-221	.339	33-107	.308	31-47	.660	39	155	194	6.1	44-0	36	40	6	24	214	6.7
2022-23	JSU	30-30	735/24.5	75-196	.383	28-117	.239	21-35	.600	28	128	156	5.2	47-0	33	19	10	22	199	6.6
2023-24	JSU	13-12	297/22.8	32-85	.376	13-48	.271	9-10	.900	8	55	63	4.8	16-0	22	19	4	12	86	6.6
2024-25	KennSt	9-9	185/20.5	38-59	.644	0-2	.000	12-15	.800	14	13	27	3.0	29-3	6	16	4	5	88	9.8
TOTAL FOR KennSt		9-9	185/20.5	38-59	.644	0-2	.000	12-15	.800	14	13	27	3.0	29-3	6	16	4	5	88	9.8
TOTAL		108-105	2468/22.8	281-726	.387	92-346	.266	87-135	.644	114	448	562	5.2	162-3	128	119	35	81	741	6.9

Single Game Highs

Statistic	Value
Points	19 at Chattanooga 12/29/22
Rebounds	12 vs South Carolina St. 11/27/21
Assists	5 vs SIUE 02/13/21
Steals	4 vs Central Ark. 01/26/23
Blocks	3 at Morehead St. 01/09/21
FG Made	8 at Central Ark. 01/19/22, at Chattanooga 12/29/22, vs Erskine 11/16/24
FG Attempts	16 at Central Ark. 01/19/22
3FG Made	4 vs Alabama St. 12/14/22
3FG Attempts	11 vs Alabama St. 12/14/22
FT Made	5 vs Indiana St. 11/26/21, vs Chattanooga 12/30/21, vs Jacksonville 02/05/22
FT Attempts	7 vs Lipscomb 01/05/23



#10 GABRIELA BENDECK-GIRON | JUNIOR | GUARD

5-4 | Barranquilla, Colombia | Pensacola State

Major Interdisciplinary Studies

Instagram @gaby_bendeck | X @gaby_bendeck

2024 NJCAA Academic All-American

2024-25 STATS

Opponent	Date	GS	MIN	Total		3-Pointers		Free throws		Rebounds				PF	A	TO	BLK	STL	PTS	AVG
				FG-FGA	PCT	3FG-3FGA	PCT	FT-FTA	PCT	OFF	DEF	TOT	AVG							
Life (GA)	11/04/2024		11:22	1-4	.250	1-4	.250	2-2	1.000	1	0	1	1.0	1	2	1	0	0	5	5.0
Utah Valley	11/09/2024		01:20	0-0	.000	0-0	.000	0-0	.000	0	0	0	0.5	0	0	0	0	0	0	2.5
at Belmont	11/14/2024		12:09	1-2	.500	1-2	.500	0-0	.000	0	1	1	0.7	0	1	2	0	0	3	2.7
Erskine	11/16/2024		13:58	2-6	.333	1-4	.250	0-0	.000	0	3	3	1.3	1	0	0	0	0	5	3.3
at Chattanooga	12/08/2024		01:17	0-0	.000	0-0	.000	0-0	.000	0	0	0	1.0	0	0	0	0	0	0	2.6
at Fla. Atlantic	12/13/2024		03:22	2-3	.667	2-2	1.000	0-0	.000	0	0	0	0.8	0	0	0	0	0	6	3.2
at Seattle U	12/16/2024		06:06	1-4	.250	0-3	.000	0-0	.000	0	1	1	0.9	0	0	0	0	0	2	3.0
Totals		0	49:34	7-19	.368	5-15	.333	2-2	1.000	1	5	6	0.9	2	3	3	0	0	21	3.0

Player Averages

Games Played	Minutes/game	Points/game	FG Pct	3FG Pct	FT Pct	Rebounds/game	Assists/game	Turnovers/game	Assist/Turnover ratio	Steals/game	Blocks/game
7	7.1	3.0	36.8	33.3	100.0	0.9	0.4	0.4	1.0	0.0	0.0

CAREER STATS

	GP	GS	MIN/G	FG/G	PCT	3PT/G	PCT	FT/G	PCT	PPG	MIN	OFF	DEF	REB	PF	DQ	AST	TO	A/TO	STL	BLK
2022-23	27	3	5.3	2.9-8.0	36.6	1.7-4.9	34.1	2.0-2.7	76.4	9.6	142	12	41	53	32	-	47	36	1.3	31	0
2023-24	29	29	7.8	5.1-13.5	38.0	2.7-8.1	33.1	1.5-2.1	71.7	14.4	225	39	88	127	47	0	60	65	0.9	51	0
Total	56	32	6.6	4.1-10.9	37.5	2.2-6.6	33.4	1.8-2.4	74.2	12.1	367	51	129	180	79	0	107	101	1.1	82	0

			Field Goals		3-Point		F-Throws		Rebounds				Scoring							
SEASON	TEAM	GP-GS	MIN/AVG	FG-FGA	FG%	3FG-3FGA	3FG%	FT-FTA	FT%	OFF	DEF	TOT	AVG	PF-FO	A	TO	BLK	STL	PTS	AVG
2024-25	KennSt	7-0	50/7.1	7-19	.368	5-15	.333	2-2	1.000	1	5	6	0.9	2-0	3	3	0	0	21	3.0
TOTAL		7-0	50/7.1	7-19	.368	5-15	.333	2-2	1.000	1	5	6	0.9	2-0	3	3	0	0	21	3.0

Single Game Highs

Statistic	Value
Points	6 at Fla. Atlantic 12/13/24
Rebounds	3 vs Erskine 11/16/24
Assists	2 vs Life (GA) 11/04/24
FG Made	2 vs Erskine 11/16/24, at Fla. Atlantic 12/13/24
FG Attempts	6 vs Erskine 11/16/24
3FG Made	2 at Fla. Atlantic 12/13/24
3FG Attempts	4 vs Life (GA) 11/04/24, vs Erskine 11/16/24
FT Made	2 vs Life (GA) 11/04/24
FT Attempts	2 vs Life (GA) 11/04/24



#11 CLAIRE DAVIS | JUNIOR | FORWARD

6-2 | Cartersville, Ga. | Palm Beach Atlantic

Major Interdisciplinary Studies

Instagram @claire.davis11 | X @Claire_Davis03

2024-25 STATS

Opponent	Date	GS	MIN	Total		3-Pointers		Free throws		Rebounds											
				FG-FGA	PCT	3FG-3FGA	PCT	FT-FTA	PCT	OFF	DEF	TOT	AVG	PF	A	TO	BLK	STL	PTS	AVG	
Erskine	11/16/2024		09:16	1-3	.333	1-3	.333	0-0	.000	0	3	3	3.0	0	0	0	1	0	3	3.0	
Totals		0	09:16	1-3	.333	1-3	.333	0-0	.000	0	3	3	3.0	0	0	0	1	0	3	3.0	

Player Averages

Games Played	Minutes/game	Points/game	FG Pct	3FG Pct	FT Pct	Rebounds/game	Assists/game	Turnovers/game	Assist/Turnover ratio	Steals/game	Blocks/game
1	9.3	3.0	33.3	33.3	0.0	3.0	0.0	0.0	0.0	0.0	1.0

CAREER STATS

				Field Goals		3-Point		F-Throws		Rebounds								Scoring		
SEASON	TEAM	GP-GS	MIN/AVG	FG-FGA	FG%	3FG-3FGA	3FG%	FT-FTA	FT%	OFF	DEF	TOT	AVG	PF-FO	A	TO	BLK	STL	PTS	AVG
2022-23	PBA	23-6	457/19.9	61-181	.337	13-60	.217	50-67	.746	27	95	122	5.3	51-0	15	52	22	27	185	8.0
2023-24	PBA	19-6	393/20.7	70-192	.365	16-51	.314	33-40	.825	21	68	89	4.7	45-2	14	47	15	22	189	9.9
2024-25	KennSt	1-0	9/9.3	1-3	.333	1-3	.333	0-0	.000	0	3	3	3.0	0-0	0	0	1	0	3	3.0
TOTAL FOR KennSt		1-0	9/9.3	1-3	.333	1-3	.333	0-0	.000	0	3	3	3.0	0-0	0	0	1	0	3	3.0
TOTAL		43-12	859/20.0	132-376	.351	30-114	.263	83-107	.776	48	166	214	5.0	96-2	29	99	38	49	377	8.8

Single Game Highs

Statistic	Value
Points	22 at Fla. Southern 12/30/23
Rebounds	12 vs Johnson (FL) 12/13/22
Assists	3 vs Johnson (FL) 12/13/22
Steals	3 6 times
Blocks	3 vs Johnson (FL) 12/13/22, vs Eckerd 01/01/23
FG Made	8 at Fla. Southern 12/30/23
FG Attempts	17 at Fla. Southern 12/30/23
3FG Made	4 vs Minn.-Crookston 11/26/22
3FG Attempts	6 at Embry-Riddle (FL) 01/10/24
FT Made	6 vs Minn.-Crookston 11/26/22, at Fla. Southern 12/30/23, vs Eckerd 01/20/24
FT Attempts	8 vs Minn.-Crookston 11/26/22, vs Eckerd 01/20/24



#12 SOPHIA RUEPPELL | SOPHOMORE | GUARD

5-8 | Jacksonville, Fla. | Bishop Kenny HS

Major Biology

Instagram @Sophiarppll | X @RueppellSophia

1x Atlantic Sun Freshman of the Week

2024-25 STATS

Opponent	Date	GS	MIN	Total		3-Pointers		Free throws		Rebounds				PF		A		TO		BLK		STL		PTS		AVG
				FG-FGA	PCT	3FG-3FGA	PCT	FT-FTA	PCT	OFF	DEF	TOT	AVG													
Life (GA)	11/04/2024		18:50	1-3	.333	1-3	.333	0-0	.000	0	3	3	3.0	3	1	2	0	1	3	3.0						
Utah Valley	11/09/2024		17:06	1-5	.200	1-5	.200	2-2	1.000	0	0	0	1.5	1	0	1	0	0	5	4.0						
at Belmont	11/14/2024	*	24:01	0-2	.000	0-2	.000	0-0	.000	0	2	2	1.7	2	0	0	1	0	0	2.7						
Erskine	11/16/2024		13:22	0-3	.000	0-3	.000	0-0	.000	0	0	0	1.3	3	4	2	0	0	0	2.0						
at San Jose St.	11/21/2024		04:59	1-2	.500	1-2	.500	0-0	.000	0	1	1	1.2	2	0	0	0	0	3	2.2						
at Clemson	12/01/2024		01:04	0-0	.000	0-0	.000	0-0	.000	0	0	0	1.0	0	0	0	0	0	0	1.8						
at Chattanooga	12/08/2024		09:51	0-3	.000	0-3	.000	0-0	.000	0	2	2	1.1	0	0	1	0	1	0	1.6						
at Fla. Atlantic	12/13/2024		02:45	0-1	.000	0-1	.000	0-0	.000	0	0	0	1.0	0	0	0	0	0	0	1.4						
at Seattle U	12/16/2024		07:23	1-5	.200	1-5	.200	0-0	.000	0	0	0	0.9	0	1	0	0	0	3	1.6						
Totals		1	99:21	4-24	.167	4-24	.167	2-2	1.000	0	8	8	0.9	11	6	6	1	2	14	1.6						

Player Averages

Games Played	Minutes/game	Points/game	FG Pct	3FG Pct	FT Pct	Rebounds/game	Assists/game	Turnovers/game	Assist/Turnover ratio	Steals/game	Blocks/game
9	11.0	1.6	16.7	16.7	100.0	0.9	0.7	0.7	1.0	0.2	0.1

CAREER STATS

				Field Goals		3-Point		F-Throws		Rebounds								Scoring		
SEASON	TEAM	GP-GS	MIN/AVG	FG-FGA	FG%	3FG-3FGA	3FG%	FT-FTA	FT%	OFF	DEF	TOT	AVG	PF-FO	A	TO	BLK	STL	PTS	AVG
2023-24	KennSt	25-3	261/10.4	22-80	.275	14-68	.206	2-3	.667	2	21	23	0.9	16-0	4	14	0	5	60	2.4
2024-25	KennSt	9-1	99/11.0	4-24	.167	4-24	.167	2-2	1.000	0	8	8	0.9	11-0	6	6	1	2	14	1.6
TOTAL		34-4	361/10.6	26-104	.250	18-92	.196	4-5	.800	2	29	31	0.9	27-0	10	20	1	7	74	2.2

Single Game Highs

Statistic	Value
Points	17 at Georgia Tech 11/19/23
Rebounds	4 vs Coastal Ga. 12/02/23
Assists	4 vs Erskine 11/16/24
Steals	2 vs Chattanooga 11/29/23, vs Coastal Ga. 12/02/23
Blocks	1 at Belmont 11/14/24
FG Made	6 at Georgia Tech 11/19/23
FG Attempts	12 vs San Diego St. 12/20/23
3FG Made	5 at Georgia Tech 11/19/23
3FG Attempts	12 vs San Diego St. 12/20/23
FT Made	2 vs Georgetown 12/28/23, vs Utah Valley 11/09/24
FT Attempts	3 vs Georgetown 12/28/23



#15 MORGAN DILLARD | SENIOR | GUARD

5-10 | Sanford, Fla. | Southern Miss

Major Interdisciplinary Studies

Instagram @modilly15 | X @_MoDillard

2021-22 CUSA Commissioner's Honor Roll

2024-25 STATS

Opponent	Date	GS	MIN	Total		3-Pointers		Free throws		Rebounds				PF	A	TO	BLK	STL	PTS	AVG
				FG-FGA	PCT	3FG-3FGA	PCT	FT-FTA	PCT	OFF	DEF	TOT	AVG							
Life (GA)	11/04/2024	*	21:28	4-8	.500	0-1	.000	1-3	.333	2	0	2	2.0	2	2	0	1	1	9	9.0
Utah Valley	11/09/2024	*	26:53	1-5	.200	0-0	.000	2-4	.500	1	1	2	2.0	0	4	7	1	1	4	6.5
at Belmont	11/14/2024	*	20:09	0-6	.000	0-1	.000	0-0	.000	1	1	2	2.0	2	2	1	1	0	0	4.3
Ersine	11/16/2024	*	25:35	2-5	.400	0-0	.000	0-0	.000	2	2	4	2.5	1	3	1	1	3	4	4.3
at San Jose St.	11/21/2024	*	21:23	2-6	.333	0-0	.000	0-2	.000	1	0	1	2.2	3	1	0	0	1	4	4.2
at Clemson	12/01/2024		24:25	3-7	.429	0-0	.000	2-2	1.000	0	2	2	2.2	1	0	3	0	1	8	4.8
at Chattanooga	12/08/2024		11:22	1-3	.333	0-1	.000	0-0	.000	1	0	1	2.0	2	0	1	0	0	2	4.4
at Fla. Atlantic	12/13/2024		18:12	1-5	.200	0-0	.000	0-0	.000	1	0	1	1.9	0	2	1	0	1	2	4.1
at Seattle U	12/16/2024		18:06	2-4	.500	0-0	.000	1-2	.500	0	2	2	1.9	2	0	1	0	1	5	4.2
Totals		5	187:34	16-49	.327	0-3	.000	6-13	.462	9	8	17	1.9	13	14	15	4	9	38	4.2

Player Averages

Games Played	Minutes/game	Points/game	FG Pct	3FG Pct	FT Pct	Rebounds/game	Assists/game	Turnovers/game	Assist/Turnover ratio	Steals/game	Blocks/game
9	20.8	4.2	32.7	0.0	46.2	1.9	1.6	1.7	0.9	1.0	0.4

CAREER STATS

SEASON	TEAM	GP-GS	MIN/AVG	Field Goals		3-Point		F-Throws		Rebounds				Scoring						
				FG-FGA	FG%	3FG-3FGA	3FG%	FT-FTA	FT%	OFF	DEF	TOT	AVG	PF-FO	A	TO	BLK	STL	PTS	AVG
2021-22	USM	17-0	98/5.8	5-17	.294	0-1	.000	9-14	.643	3	15	18	1.1	10-0	7	15	0	2	19	1.1
2022-23	USM	21-3	193/9.2	15-35	.429	0-1	.000	6-9	.667	9	13	22	1.0	18-0	9	16	2	14	36	1.7
2023-24	KennSt	30-21	634/21.1	68-150	.453	2-5	.400	38-51	.745	48	42	90	3.0	40-0	29	51	3	30	176	5.9
2024-25	KennSt	9-5	188/20.8	16-49	.327	0-3	.000	6-13	.462	9	8	17	1.9	13-0	14	15	4	9	38	4.2
TOTAL FOR KennSt		39-26	822/21.1	84-199	.422	2-8	.250	44-64	.688	57	50	107	2.7	53-0	43	66	7	39	214	5.5
TOTAL		77-29	1113/14.5	104-251	.414	2-10	.200	59-87	.678	69	78	147	1.9	81-0	59	97	9	55	269	3.5

Single Game Highs

Statistic	Value	
Points	22	at FGCU 01/20/24
Rebounds	7	vs Lipscomb 02/03/24, at North Florida 02/24/24
Assists	4	at Ole Miss 11/16/22, vs Utah Valley 11/09/24
Steals	6	vs Coastal Carolina 02/11/23
Blocks	1	9 times
FG Made	9	at FGCU 01/20/24
FG Attempts	12	vs Belmont 12/17/23, vs Lipscomb 02/03/24
3FG Made	1	at Bellarmine 02/08/24, at Queens (NC) 03/02/24
3FG Attempts	2	at Bellarmine 02/08/24
FT Made	7	vs Lipscomb 02/03/24
FT Attempts	8	vs Lipscomb 02/03/24



#21 KEYARAH BERRY | SENIOR | GUARD

5-9 | Rockmart, Ga. | Indiana

Major Integrated Health Science

Instagram @keyarah.berry21 | X @berrykeyarah

1x Conference USA Player of the Week

2024-25 STATS

Opponent	Date	GS	MIN	Total		3-Pointers		Free throws		Rebounds				PF	A	TO	BLK	STL	PTS	AVG
				FG-FGA	PCT	3FG-3FGA	PCT	FT-FTA	PCT	OFF	DEF	TOT	AVG							
Utah Valley	11/09/2024		31:39	7-17	.412	2-7	.286	4-8	.500	2	2	4	4.0	5	1	2	0	3	20	20.0
at Belmont	11/14/2024		30:34	7-18	.389	2-5	.400	8-10	.800	5	3	8	6.0	2	0	2	0	1	24	22.0
Erskine	11/16/2024	*	24:26	9-19	.474	2-6	.333	4-5	.800	3	5	8	6.7	3	1	3	2	1	24	22.7
at San Jose St.	11/21/2024	*	27:24	2-8	.250	1-3	.333	4-5	.800	0	6	6	6.5	2	0	1	0	2	9	19.3
at Clemson	12/01/2024	*	22:19	4-8	.500	0-1	.000	0-1	.000	3	3	6	6.4	4	2	1	0	0	8	17.0
at Chattanooga	12/08/2024	*	27:36	8-14	.571	0-1	.000	1-7	.143	6	9	15	7.8	1	2	0	0	0	17	17.0
at Fla. Atlantic	12/13/2024	*	19:38	3-8	.375	1-3	.333	0-0	.000	0	2	2	7.0	3	2	3	1	1	7	15.6
at Seattle U	12/16/2024	*	23:12	3-8	.375	0-2	.000	0-0	.000	1	4	5	6.8	1	0	0	0	1	6	14.4
Totals		6	206:49	43-100	.430	8-28	.286	21-36	.583	20	34	54	6.8	21	8	12	3	9	115	14.4

Player Averages

Games Played	Minutes/game	Points/game	FG Pct	3FG Pct	FT Pct	Rebounds/game	Assists/game	Turnovers/game	Assist/Turnover ratio	Steals/game	Blocks/game
8	25.9	14.4	43.0	28.6	58.3	6.8	1.0	1.5	0.7	1.1	0.4

CAREER STATS

				Field Goals		3-Point		F-Throws		Rebounds									Scoring	
SEASON	TEAM	GP-GS	MIN/AVG	FG-FGA	FG%	3FG-3FGA	3FG%	FT-FTA	FT%	OFF	DEF	TOT	AVG	PF-FO	A	TO	BLK	STL	PTS	AVG
2021-22	IND	3-0	6/1.9	0-0	.000	0-0	.000	0-0	.000	0	0	0	0.0	2-0	0	1	0	0	0	0.0
2022-23	KennSt	29-0	268/9.3	30-79	.380	10-24	.417	24-33	.727	19	22	41	1.4	37-0	8	20	1	6	94	3.2
2023-24	KennSt	28-9	490/17.5	80-193	.415	18-46	.391	51-82	.622	39	42	81	2.9	60-1	4	34	1	18	229	8.2
2024-25	KennSt	8-6	207/25.9	43-100	.430	8-28	.286	21-36	.583	20	34	54	6.8	21-1	8	12	3	9	115	14.4
TOTAL FOR KennSt		65-15	965/14.8	153-372	.411	36-98	.367	96-151	.636	78	98	176	2.7	118-2	20	66	5	33	438	6.7
TOTAL		68-15	971/14.3	153-372	.411	36-98	.367	96-151	.636	78	98	176	2.6	120-2	20	67	5	33	438	6.4

Single Game Highs

Statistic	Value
Points	24 vs Erskine 11/16/24, at Belmont 11/14/24, vs Stetson 02/17/24
Rebounds	15 at Chattanooga 12/08/24
Assists	2 at Clemson 12/01/24, at Fla. Atlantic 12/13/24, at Chattanooga 12/08/24
Steals	3 at Queens (NC) 03/02/24, vs Utah Valley 11/09/24, vs Coastal Ga. 12/02/23
Blocks	2 vs Erskine 11/16/24
FG Made	9 vs Erskine 11/16/24
FG Attempts	19 vs Erskine 11/16/24
3FG Made	3 at Georgia St. 11/14/23, vs Stetson 02/17/24
3FG Attempts	7 vs Utah Valley 11/09/24
FT Made	8 at North Ala. 01/24/24, at Belmont 11/14/24
FT Attempts	10 at Belmont 11/14/24



#24 PRENCIS HARDEN | SENIOR | FORWARD

5-11 | Swainsboro, Ga. | Emanuel Co. Institute

Major Sports Management

Instagram @prxcncis | X @prxcnciss

2024 Atlantic Sun Second Team

1x Conference USA Player of the Week | 2x ASUN Player of the Week

2024-25 STATS

Opponent	Date	GS	MIN	Total		3-Pointers		Free throws		Rebounds				PF	A	TO	BLK	STL	PTS	AVG
				FG-FGA	PCT	3FG-3FGA	PCT	FT-FTA	PCT	OFF	DEF	TOT	AVG							
Life (GA)	11/04/2024	*	18:03	7-10	.700	0-0	.000	0-0	.000	4	3	7	7.0	5	1	3	0	0	14	14.0
Utah Valley	11/09/2024	*	36:17	3-9	.333	0-0	.000	4-5	.800	2	8	10	8.5	4	2	3	1	4	10	12.0
at Belmont	11/14/2024	*	29:32	4-15	.267	0-0	.000	1-4	.250	1	7	8	8.3	1	1	3	1	1	9	11.0
Erskine	11/16/2024	*	25:22	7-11	.636	0-0	.000	7-8	.875	6	5	11	9.0	4	3	1	1	2	21	13.5
at San Jose St.	11/21/2024	*	32:28	2-10	.200	0-0	.000	4-6	.667	4	5	9	9.0	4	2	4	2	1	8	12.4
at Clemson	12/01/2024	*	30:33	3-9	.333	0-0	.000	5-8	.625	0	1	1	7.7	2	1	4	1	0	11	12.2
at Chattanooga	12/08/2024	*	31:11	8-13	.615	0-0	.000	2-2	1.000	1	13	14	8.6	3	3	4	1	0	18	13.0
at Fla. Atlantic	12/13/2024	*	35:11	7-17	.412	0-0	.000	0-0	.000	3	10	13	9.1	1	1	1	0	2	14	13.1
at Seattle U	12/16/2024	*	31:40	10-17	.588	0-1	.000	2-4	.500	1	12	13	9.6	1	3	1	0	0	22	14.1
Totals		9	270:17	51-111	.459	0-1	.000	25-37	.676	22	64	86	9.6	25	17	24	7	10	127	14.1

Player Averages

Games Played	Minutes/game	Points/game	FG Pct	3FG Pct	FT Pct	Rebounds/game	Assists/game	Turnovers/game	Assist/Turnover ratio	Steals/game	Blocks/game
9	30.0	14.1	45.9	0.0	67.6	9.6	1.9	2.7	0.7	1.1	0.8

CAREER STATS

SEASON	TEAM	GP-GS	MIN/AVG	Field Goals		3-Point		F-Throws		Rebounds				Scoring						
				FG-FGA	FG%	3FG-3FGA	3FG%	FT-FTA	FT%	OFF	DEF	TOT	AVG	PF-FO	A	TO	BLK	STL	PTS	AVG
2021-22	KennSt	24-0	203/8.5	22-57	.386	0-3	.000	20-25	.800	29	31	60	2.5	26-0	10	16	3	14	64	2.7
2022-23	KennSt	31-16	510/16.5	61-163	.374	0-1	.000	48-78	.615	52	105	157	5.1	64-1	23	38	9	23	170	5.5
2023-24	KennSt	28-28	806/28.8	146-337	.433	0-3	.000	104-133	.782	77	140	217	7.8	90-3	34	66	16	39	396	14.1
2024-25	KennSt	9-9	270/30.0	51-111	.459	0-1	.000	25-37	.676	22	64	86	9.6	25-1	17	24	7	10	127	14.1
TOTAL		92-53	1790/19.5	280-668	.419	0-8	.000	197-273	.722	180	340	520	5.7	205-5	84	144	35	86	757	8.2

Single Game Highs

Statistic	Value	
Points	25	vs Coastal Ga. 12/02/23
Rebounds	14	4 times
Assists	5	at North Florida 02/24/24
Steals	5	vs Central Ark. 01/27/24
Blocks	3	at North Florida 02/24/24
FG Made	11	vs Central Ark. 01/27/24
FG Attempts	21	vs Central Ark. 01/27/24
3FG Attempts	2	vs Thomas (GA) 11/09/21
FT Made	12	vs Fla. Atlantic 11/25/23
FT Attempts	14	vs Fla. Atlantic 11/25/23



#33 MAME KANE | FRESHMAN | CENTER

6-6 | Dakar, Senegal | The Academy (Orlando, Fla.)

Major Cybersecurity

Instagram @mamekanel

2024-25 STATS

Opponent	Date	GS	MIN	Total		3-Pointers		Free throws		Rebounds				PF	A	TO	BLK	STL	PTS		AVG
				FG-FGA	PCT	3FG-3FGA	PCT	FT-FTA	PCT	OFF	DEF	TOT	AVG								
Life (GA)	11/04/2024		06:37	1-2	.500	0-0	.000	1-2	.500	0	1	1	1.0	2	0	1	2	0	3	3	3.0
Utah Valley	11/09/2024		03:39	0-0	.000	0-0	.000	0-0	.000	0	0	0	0.5	1	0	0	0	0	0	0	1.5
at Belmont	11/14/2024		14:35	1-3	.333	0-0	.000	0-0	.000	0	3	3	1.3	1	0	1	0	0	2	1.7	
Erskine	11/16/2024		11:34	2-3	.667	0-0	.000	3-4	.750	1	1	2	1.5	1	0	0	1	0	7	3.0	
at San Jose St.	11/21/2024		03:01	0-0	.000	0-0	.000	0-0	.000	0	0	0	1.2	1	0	2	0	0	0	2.4	
at Chattanooga	12/08/2024		06:02	1-2	.500	0-0	.000	0-0	.000	0	2	2	1.3	1	0	0	0	0	2	2.3	
at Fla. Atlantic	12/13/2024		01:30	0-0	.000	0-0	.000	0-0	.000	0	1	1	1.3	0	0	0	0	0	0	2.0	
at Seattle U	12/16/2024		07:24	0-0	.000	0-0	.000	0-0	.000	0	4	4	1.6	2	0	1	0	0	0	1.8	
Totals		0	54:23	5-10	.500	0-0	.000	4-6	.667	1	12	13	1.6	9	0	5	3	0	14	1.8	

Player Averages

Games Played	Minutes/game	Points/game	FG Pct	3FG Pct	FT Pct	Rebounds/game	Assists/game	Turnovers/game	Assist/Turnover ratio	Steals/game	Blocks/game
8	6.8	1.8	50.0	0.0	66.7	1.6	0.0	0.6	0.0	0.0	0.4

CAREER STATS

				Field Goals		3-Point		F-Throws		Rebounds										Scoring	
SEASON	TEAM	GP-GS	MIN/AVG	FG-FGA	FG%	3FG-3FGA	3FG%	FT-FTA	FT%	OFF	DEF	TOT	AVG	PF-FO	A	TO	BLK	STL	PTS	AVG	
2024-25	KennSt	8-0	54/6.8	5-10	.500	0-0	.000	4-6	.667	1	12	13	1.6	9-0	0	5	3	0	14	1.8	
TOTAL		8-0	54/6.8	5-10	.500	0-0	.000	4-6	.667	1	12	13	1.6	9-0	0	5	3	0	14	1.8	

Single Game Highs

Statistic	Value
Points	7 vs Erskine 11/16/24
Rebounds	4 at Seattle U 12/16/24
Blocks	2 vs Life (GA) 11/04/24
FG Made	2 vs Erskine 11/16/24
FG Attempts	3 at Belmont 11/14/24, vs Erskine 11/16/24
FT Made	3 vs Erskine 11/16/24
FT Attempts	4 vs Erskine 11/16/24



#45 TAYLOR CULLINAN | SENIOR | FORWARD

6-3 | Dallas, Ga. | Alabama

Major Mechanical Engineering

Instagram @tcullinan.45

2024-25 STATS

Opponent	Date	GS	MIN	Total		3-Pointers		Free throws		Rebounds				PF	A	TO	BLK	STL	PTS	AVG
				FG-FGA	PCT	3FG-3FGA	PCT	FT-FTA	PCT	OFF	DEF	TOT	AVG							
Life (GA)	11/04/2024		28:19	3-9	.333	3-8	.375	0-0	.000	2	3	5	5.0	2	3	0	1	4	9	9.0
Utah Valley	11/09/2024		20:29	0-2	.000	0-0	.000	1-2	.500	3	1	4	4.5	2	0	3	0	0	1	5.0
at Belmont	11/14/2024		19:21	0-2	.000	0-1	.000	0-0	.000	0	2	2	3.7	2	2	0	0	1	0	3.3
Erskine	11/16/2024		14:31	1-2	.500	0-0	.000	0-0	.000	0	5	5	4.0	2	0	3	1	1	2	3.0
at San Jose St.	11/21/2024		24:35	2-4	.500	2-4	.500	0-0	.000	0	0	0	3.2	1	0	1	0	1	6	3.6
at Clemson	12/01/2024		26:04	1-3	.333	0-1	.000	0-0	.000	0	3	3	3.2	0	2	0	0	1	2	3.3
at Chattanooga	12/08/2024		20:15	1-4	.250	0-2	.000	0-0	.000	0	1	1	2.9	3	0	1	0	1	2	3.1
at Fla. Atlantic	12/13/2024		19:22	1-3	.333	0-1	.000	0-0	.000	1	7	8	3.5	0	0	2	2	0	2	3.0
at Seattle U	12/16/2024		20:22	1-3	.333	0-1	.000	0-2	.000	3	1	4	3.6	1	0	0	0	0	2	2.9
Totals		0	193:18	10-32	.313	5-18	.278	1-4	.250	9	23	32	3.6	13	7	10	4	9	26	2.9

Player Averages

Games Played	Minutes/game	Points/game	FG Pct	3FG Pct	FT Pct	Rebounds/game	Assists/game	Turnovers/game	Assist/Turnover ratio	Steals/game	Blocks/game
9	21.5	2.9	31.3	27.8	25.0	3.6	0.8	1.1	0.7	1.0	0.4

CAREER STATS

SEASON	TEAM	GP-GS	MIN/AVG	Field Goals		3-Point		F-Throws		Rebounds				Scoring						
				FG-FGA	FG%	3FG-3FGA	3FG%	FT-FTA	FT%	OFF	DEF	TOT	AVG	PF-FO	A	TO	BLK	STL	PTS	AVG
2021-22	UA	6-0	11/1.8	0-3	.000	0-2	.000	2-2	1.000	1	0	1	0.2	3-0	0	0	0	1	2	0.3
2022-23	KennSt	6-0	30/5.0	1-5	.200	0-0	.000	3-4	.750	4	2	6	1.0	4-0	0	3	0	0	5	0.8
2023-24	KennSt	14-0	83/5.9	9-28	.321	8-24	.333	1-2	.500	2	14	16	1.1	4-0	5	3	1	0	27	1.9
2024-25	KennSt	9-0	193/21.5	10-32	.313	5-18	.278	1-4	.250	9	23	32	3.6	13-0	7	10	4	9	26	2.9
TOTAL FOR KennSt		29-0	306/10.6	20-65	.308	13-42	.310	5-10	.500	15	39	54	1.9	21-0	12	16	5	9	58	2.0
TOTAL		35-0	317/9.1	20-68	.294	13-44	.295	7-12	.583	16	39	55	1.6	24-0	12	16	5	10	60	1.7

Single Game Highs

Statistic	Value	
Points	9	at Jacksonville 02/22/24, vs Life (GA) 11/04/24
Rebounds	8	at Fla. Atlantic 12/13/24
Assists	3	vs Life (GA) 11/04/24
Steals	4	vs Life (GA) 11/04/24
Blocks	2	at Fla. Atlantic 12/13/24
FG Made	3	at Jacksonville 02/22/24, vs Life (GA) 11/04/24
FG Attempts	9	vs Life (GA) 11/04/24
3FG Made	3	at Jacksonville 02/22/24, vs Life (GA) 11/04/24
3FG Attempts	8	vs Life (GA) 11/04/24
FT Made	2	vs Charleston So. 11/09/21, vs Middle Ga. St. 11/10/22
FT Attempts	2	6 times

2024-25 Kennesaw St. Women's Basketball
Combined Team Statistics
All gamesPage 1/1
as of Dec 17, 2024

Game Records

Record	Overall	Home	Away	Neutral
ALL GAMES	4-5	2-1	2-4	0-0
CONFERENCE	0-0	0-0	0-0	0-0
NON-CONFERENCE	4-5	2-1	2-4	0-0

Score by Periods

Team	1st	2nd	3rd	4th	OT	TOT
Kennesaw St.	132	138	158	142	0	570
Opponents	123	115	142	145	0	525

Team Box Score

No.	Player				Total		3-Point		F-Throw		Rebounds													
		GP-GS	MIN	AVG	FG-FGA	FG%	3FG-3FGA	3FG%	FT-FTA	FT%	OFF	DEF	TOT	AVG	PF	DQ	A	TO	BLK	STL	PTS	AVG		
21	BERRY, Keyarah	8-6	206:49	25.9	43-100	.430	8-28	.286	21-36	.583	20	34	54	6.8	21	1	8	12	3	9	115	14.4		
24	HARDEN, Precis	9-9	270:17	30.0	51-111	.459	0-1	.000	25-37	.676	22	64	86	9.6	25	1	17	24	7	10	127	14.1		
4	GRIFFIN, Keiara	9-9	184:43	20.5	38-59	.644	0-2	.000	12-15	.800	14	13	27	3.0	29	3	6	16	4	5	88	9.8		
1	HOOKS, Carly	6-5	168:52	28.1	17-53	.321	5-21	.238	7-10	.700	2	14	16	2.7	10	0	15	14	3	10	46	7.7		
0	FIELDS, Kailyn	9-9	234:47	26.1	12-37	.324	5-23	.217	11-14	.786	5	14	19	2.1	9	0	23	30	0	15	40	4.4		
15	DILLARD, Morgan	9-5	187:34	20.8	16-49	.327	0-3	.000	6-13	.462	9	8	17	1.9	13	0	14	15	4	9	38	4.2		
3	WILLIS, Lee Lee	5-0	73:09	14.6	7-17	.412	1-5	.200	4-4	1.000	0	8	8	1.6	14	0	8	10	0	7	19	3.8		
5	GAINES, Kionna	6-1	67:58	11.3	5-19	.263	0-3	.000	9-10	.900	7	7	14	2.3	2	0	6	5	0	2	19	3.2		
11	DAVIS, Claire	1-0	09:16	9.3	1-3	.333	1-3	.333	0-0	.000	0	3	3	3.0	0	0	0	0	1	0	3	3.0		
10	BENDECK-GIRON, Gabriela	7-0	49:34	7.1	7-19	.368	5-15	.333	2-2	1.000	1	5	6	0.9	2	0	3	3	0	0	21	3.0		
45	CULLINAN, Taylor	9-0	193:18	21.5	10-32	.313	5-18	.278	1-4	.250	9	23	32	3.6	13	0	7	10	4	9	26	2.9		
33	KANE, Mame	8-0	54:23	6.8	5-10	.500	0-0	.000	4-6	.667	1	12	13	1.6	9	0	0	5	3	0	14	1.8		
12	RUEPPELL, Sophia	9-1	99:21	11.0	4-24	.167	4-24	.167	2-2	1.000	0	8	8	0.9	11	0	6	6	1	2	14	1.6		
Team											12	23	35					4						
Total		9	1800		216-533	.405	34-146	.233	104-153	.680	102	236	338	37.6	158	5	113	154	30	78	570	63.3		
Opponents		9	1799		192-500	.384	49-192	.255	92-154	.597	83	227	310	34.4	151	3	109	165	26	75	525	58.3		

Team Statistics

	KENNST	OPP
Scoring	570	525
Points per game	63.3	58.3
Scoring margin	+5.0	-
Field goals-att	216-533	192-500
Field goal pct	.405	.384
3 point fg-att	34-146	49-192
3-point FG pct	.233	.255
3-pt FG made per game	3.8	5.4
Free throws-att	104-153	92-154
Free throw pct	.680	.597
F-Throws made per game	11.6	10.2
Rebounds	338	310
Rebounds per game	37.6	34.4
Rebounding margin	+3.1	-
Assists	113	109
Assists per game	12.6	12.1
Turnovers	154	165
Turnovers per game	17.1	18.3
Turnover margin	+1.2	-
Assist/turnover ratio	0.7	0.7
Steals	78	75
Steals per game	8.7	8.3
Blocks	30	26
Blocks per game	3.3	2.9
Winning streak	1	-
Home win streak	1	-
Attendance	1599	4153
Home games-Avg/Game	3-533	6-692
Neutral site-Avg/Game	-	0-0

Team Results

Date	Opponent		Score	Att.
11/04/2024	Life (GA)	W	72-53	647
11/09/2024	Utah Valley	L	61-64	470
11/14/2024	at Belmont	L	47-75	756
11/16/2024	Ersine	W	94-44	482
11/21/2024	at San Jose St.	L	64-68	321
12/01/2024	at Clemson	L	48-67	1005
12/08/2024	at Chattanooga	W	64-42	1412
12/13/2024	at Fla. Atlantic	L	56-71	516
12/16/2024	at Seattle U	W	64-41	143

GAME-BY-GAME STATS

2024-25 Kennesaw St. Women's Basketball
Team Game-by-Game
All gamesPage 1/1
as of Dec 17, 2024

				Total		3-Pointers		Free throws		Rebounds											
Opponent	Date	Score		FG-FGA	PCT	3FG-3FGA	PCT	FT-FTA	PCT	OFF	DEF	TOT	AVG	PF	A	TO	BLK	STL	PTS	AVG	
Life (GA)	11/04/2024	72-53	W	26-59	.441	6-20	.300	14-20	.700	16	18	34	34.0	20	19	17	4	12	72	72.0	
Utah Valley	11/09/2024	61-64	L	20-49	.408	4-14	.286	17-29	.586	11	21	32	33.0	19	10	29	2	13	61	66.5	
at Belmont	11/14/2024	47-75	L	16-59	.271	4-14	.286	11-16	.688	12	25	37	34.3	13	7	16	4	4	47	60.0	
Erskine	11/16/2024	94-44	W	35-71	.493	4-18	.222	20-23	.870	19	33	52	38.8	18	19	17	7	12	94	68.5	
at San Jose St.	11/21/2024	64-68	L	19-58	.328	6-18	.333	20-25	.800	12	19	31	37.2	25	8	16	3	8	64	67.6	
at Clemson	12/01/2024	48-67	L	19-52	.365	1-10	.100	9-15	.600	5	24	29	35.8	14	6	14	3	2	48	64.3	
at Chattanooga	12/08/2024	64-42	W	28-58	.483	1-12	.083	7-13	.538	11	36	47	37.4	18	15	18	1	12	64	64.3	
at Fla. Atlantic	12/13/2024	56-71	L	25-63	.397	5-17	.294	1-2	.500	7	29	36	37.3	12	12	19	6	7	56	63.3	
at Seattle U	12/16/2024	64-41	W	28-64	.438	3-23	.130	5-10	.500	9	31	40	37.6	19	17	8	0	8	64	63.3	
Total		570		216-533	.405	34-146	.233	104-153	.680	102	236	338	37.6	158	113	154	30	78	570	63.3	
Opponents		525		192-500	.384	49-192	.255	92-154	.597	83	227	310	34.4	151	109	165	26	75	525	58.3	

Kennesaw St. Averages

Games Played	Points/game	FG Pct	3FG Pct	FT Pct	Rebounds/game	Assists/game	Turnovers/game	Assist/Turnover ratio	Steals/game	Blocks/game
9	63.3	40.5	23.3	68.0	37.6	12.6	17.1	0.7	8.7	3.3

2024-25 OWLS ROSTER

No.	Name	Pos.	Ht.	Cl.	Name Pronunciation	Hometown /Previous School
0	Kailyn Fields	G	5-6	So.	Kay-lynn	Atlanta, Ga. / Galloway HS
1	Carly Hooks	G	5-8	Gr.		Atlanta, Ga. / ETSU
2	Trynce Taylor	F	6-1	So.	Trin-niece	Alpharetta, Ga. / St. Francis HS
3	Lee Lee Willis	G	5-6	Jr.		Chandler, Ariz. / Chandler AZ Compass Prep
4	Keiara Griffin	F	6-0	Gr.	KEE-air-uh	Birmingham, Ala. / Jacksonville State
10	Gabriela Bendeck-Giron	G	5-4	Jr.	Gear-on	Barranquilla, Colombia / Pensacola State
11	Claire Davis	F	6-2	Jr.		Cartersville, Ga. / Palm Beach Atlantic
12	Sophia Rueppell	G	5-8	Fr.	ROO-pell	Jacksonville, Fla. / Bishop Kenny HS
15	Morgan Dillard	G	5-10	Jr.	Dill-ard	Sanford, Fla. / Southern Miss
21	Keyarah Berry	G	5-9	Jr.	KEE-are-uh	Rockmart, Ga. / Indiana
24	Prencis Harden	F	5-11	Jr.	Pren-sis	Swainsboro, Ga. / Emanuel County Institute
33	Mame Kane	C	6-6	Fr.	Mom Cain	Dakar, Senegal / The Academy (Orlando, Fla.)
45	Taylor Cullinan	F	6-3	Jr.	Cull-in-ann	Dallas, Ga. / Alabama

Name	Title	Season at KSU	Alma Mater (Grad Year)
Octavia Blue	Head Coach	Third	Miami (1994)
Keisha McClinic	Associate Head Coach	Second	Middle Tennessee St (2004)
Morgan Stroman	Assistant Coach	Second	Miami (2013)
Reshad Baker	Assistant Coach/Recruiting Coordinator	First	Southern (2017)
Lauren Bornstein	Director of Basketball Operations	First	Florida (2018)

ROSTER BY POSITION

No.	Centers (1)	Class
33	Mame Kane	Freshman
No.	Forwards (5)	Class
2	Trynce Taylor	Sophomore
4	Keiara Griffin	Graduate
11	Claire Davis	Junior
24	Prencis Harden	Senior
45	Taylor Cullinan	Senior
No.	Guards (7)	Class
0	Kailyn Fields	Sophomore
1	Carly Hooks	Graduate
3	Lee Lee Willis	Junior
10	Gabriela Bendeck-Giron	Junior
12	Sophia Rueppell	Sophomore
15	Morgan Dillard	Senior
21	Keyarah Berry	Senior

ROSTER BY CLASS

No.	Freshmen (1)	Position
33	Mame Kane	Center
No.	Sophomores (3)	Position
0	Kailyn Fields	Guard
2	Trynce Taylor	Forward
12	Sophia Rueppell	Guard
No.	Juniors (3)	Position
3	Lee Lee Willis	Guard
10	Gabriela Bendeck-Giron	Guard
11	Claire Davis	Junior
No.	Seniors (4)	Position
15	Morgan Dillard	Guard
21	Keyarah Berry	Guard
24	Prencis Harden	Forward
45	Taylor Cullinan	Forward
No.	Graduates (2)	Position
1	Carly Hooks	Guard
4	Keiara Griffin	Forward

ROSTER BY HOMETOWN


No.	Alabama (1)	City
4	Keiara Griffin	Birmingham
No.	Arizona (1)	City
3	Lee Lee Willis	Chandler
No.	Florida (2)	City
12	Sophia Rueppell	Jacksonville
15	Morgan Dillard	Sanford
No.	Georgia (7)	City
2	Trynce Taylor	Alpharetta
0	Kailyn Fields	Atlanta
1	Carly Hooks	Atlanta
11	Claire Davis	Cartersville
45	Taylor Cullinan	Dallas
21	Keyarah Berry	Rockmart
24	Prencis Harden	Swainsboro
No.	Colombia (1)	City
10	Gabriela Bendeck-Giron	Barranquilla
No.	Senegal (1)	City
33	Mame Kane	Dakar



#0
KAILYN FIELDS
5-6 | SOPHOMORE
GUARD
Atlanta, Ga.



#1
CARLY HOOKS
5-8 | GRADUATE
GUARD
Atlanta, Ga.



#2
TRYNCE TAYLOR
6-1 | SOPHOMORE
FORWARD
Alpharetta, Ga.




#3
LEE LEE WILLIS
5-6 | JUNIOR
GUARD
Chandler, Ariz.



#4
KEIARA GRIFFIN
6-0 | GRADUATE
FORWARD
Birmingham, Ala.




#10
GABRIELA BENDECK-GIRON
5-4 | JUNIOR
GUARD
Barranquilla, Colombia



#11
CLAIRE DAVIS
6-2 | JUNIOR
FORWARD
Cartersville, Ga.



#12
SOPHIA RUEPPELL
5-8 | SOPHOMORE
GUARD
Jacksonville, Fla.



#15
MORGAN DILLARD
5-10 | SENIOR
GUARD
Sanford, Fla.




#21
KEYARAH BERRY
5-9 | JUNIOR
GUARD
Rockmart, Ga.



#24
PRENCIS HARDEN
5-11 | SENIOR
FORWARD
Swainsboro, Ga.



#33
MAME KANE
6-0 | FRESHMAN
CENTER
Dakar, Senegal



#45
TAYLOR CULLINAN
6-3 | SENIOR
FORWARD
Dallas, Ga.