

KENNESAW STATE OWLS



#50AR24 **E+USA**

SEASON NINE | 2017, 2018 AND 2021 BIG SOUTH CHAMPIONS | FOUR FCS PLAYOFF APPEARANCES

KENNESAW STATE FOOTBALL VS. TUSCULUM



OWLS	THE TAPE	PIONEERS
5-6	2022 Record	8-3
1-4	Conference Record	6-3
Brian Bohannon	Head Coach	Jerry Odom
68-24	Record as HC	36-33
9th	Season as HC	8th
68-24	Record at Program	36-33



BROADCAST INFORMATION THURSDAY, AUGUST 31, 2023



KICKOFF TIME 7:00 PM ET
STADIUM FIFTH THIRD BANK STADIUM
LOCATION KENNESAW, GEORGIA



PLAY-BY-PLAY Nolan Alexander
ANALYST Barclay Miller
SIDELINE Lauren Hoffman



PLAY-BY-PLAY Jordan Griffitt
ANALYST Brandon Sutton
SIDELINE Caleb O'Neal

KENNESAW STATE 2022 STATISTICAL LEADERS



PASSING YARDS
XAVIER SHEPHERD
1,130



RUSHING YARDS
XAVIER SHEPHERD
589



TOTAL TACKLES
MARKEITH MONTGOMERY
60



SACKS
JAHON MYERS
3.0

SAW STORYLINES

(A)SUN HAS SET

The Kennesaw State Owls officially join Conference USA effective July 1, 2024. KSU will participate in the 2023 college football season as an FCS Independent.

CALL IT A COMEBACK

Isaac Foster, Jonathan Murphy, Markeith Montgomery and Joel Parker return to KSU for the 2023 season - the final year for each Owl graduate.

IN WITH THE NEW

Head coach Brian Bohannon was busy this offseason, hiring both a new offensive and defensive coordinator. New OC Chris Klenakis joins KSU from Liberty and has coached both Heisman winner Lamar Jackson and former NFC Champion Colin Kaepernick in his career. KSU's new DC Nathan Burton previously spent time as Georgia Tech's co-defensive coordinator and as a secondaries coach for the USFL's New Orleans Breakers.

TAKIN' IT AWAY

The Owls recorded 26 takeaways in 2022, finishing fourth in the FCS. Their 15 interceptions were good for 12th, with 10 coming from Markeith Montgomery and Deontre Morris.

SOARING + SCORING

KSU football has scored at least six points in every game in its history. The Owls have scored at least 10 points in each of the last 70 contests.

CAN'T OUT-RUSH THE SAW

In its 92 games as a program, Kennesaw State football has only been out-rushed SIX TIMES. KSU has been out-rushed only twice inside Fifth Third Bank Stadium out of 48 games.

BANK SECURITY

Kennesaw State has a history of defending the Nest. The Owls have won 22 consecutive games vs. non-conference opponents inside Fifth Third Bank Stadium and are 25-1 overall.

SERIES HISTORY

MEETING.....	FIRST
SERIES RECORD	N/A
KSU VS. DIVISION II	7-0
LAST VS. DIVISION II	DEF. CLARK ATLANTA SEPT. 22, 2018 (W, 70-13)
MOST KSU POINTS SCORED	70 VS. CLARK ATLANTA (SEPT. 22, 2018)
MOST DII POINTS SCORED	34 BY NORTH GREENVILLE (SEPT. 30, 2017)
KSU VS. DII IN AUGUST	0-0
KSU VS. DII IN SEASON OPENER	1-0

AN OWL WIN WOULD...

BE THE 42ND WIN INSIDE FIFTH THIRD BANK STADIUM

MARK KSU'S SIXTH-STRAIGHT WIN IN HOME OPENERS

GIVE COACH BOHANNON 69 CAREER VICTORIES

MARK 23 CONSECUTIVE NON-CONFERENCE HOME WINS

IMPROVE KSU TO 5-4 IN SEASON OPENERS

2023 SCHEDULE 0-0

WEEK 1	WEEK 2	WEEK 3	WEEK 4	WEEK 5	WEEK 6	WEEK 7	WEEK 8	WEEK 9	WEEK 10	WEEK 11	WEEK 12
AUG. 31 7:00P ET	SEPT. 9 6:00P ET	SEPT. 16 5:00P ET	SEPT. 23 6:00P ET	SEPT. 30 6:00P ET	OCT. 7 3:00P ET	OCT. 14 BYE WEEK	OCT. 21 BYE WEEK	OCT. 28 3:00P ET	NOV. 4 TBD	NOV. 11 3:00P ET	NOV. 18 BYE WEEK
E+	E+	E+	E+	E+	E+	E+	E+	E+	E+	E+	E+

#GOLDSTANDARD





MEDIA AVAILABILITY WEEK OF AUGUST 27

SUNDAY AUGUST 27	MONDAY AUGUST 28	TUESDAY AUGUST 29	WEDNESDAY AUGUST 30	THURSDAY AUGUST 31	FRIDAY SEPTEMBER 1	SATURDAY SEPTEMBER 2
NO AVAILABILITY	COACH BOHANNON'S WEEKLY PRESS CONFERENCE 12:30PM ET ----- SELECT PLAYERS AND COACHES AFTER PRACTICE	SELECT PLAYERS AND COACHES AFTER PRACTICE	NO AVAILABILITY	 GAMEDAY 7:00P	NO AVAILABILITY	NO AVAILABILITY

>> Any interview requests for players or coaches must be approved by a KSU football communications contact.

CREDENTIAL REQUESTS

>> Media credential requests for the 2023 KSU football season can be found on KSUOwls.com/football under the drop down menu.

>> Requests must be submitted no less than two days prior to the scheduled game. There are no exceptions.

>> The football communications staff reserves the right to revoke or deny credentials to any media members.

MEDIA WILL CALL

>> Media will call/credential pickup will be at the Georgia Natural Gas Gate (located on the west side of Fifth Third Bank Stadium) and will open two hours prior to kickoff.

WEEKLY INTERVIEW ACCESS

>> Player/coach interview availability post-practice and during the week varies week-to-week and must be requested at least one day in advance.

>> The coaches and players available for interviews are determined by the KSU football communications staff and specific coaches and players cannot be guaranteed for media availability.

PARKING INFORMATION

>> Parking will be available for credentialed members of the media for 2023 Kennesaw State football home games. The KSU football communications staff is not able to provide parking for uncredentialed persons.

>> Media will park in the Gold Lot outside Fifth Third Bank Stadium (see map on the right).

SIDELINE ACCESS

>> Media must remain outside the bench area and may not shoot behind the benches on either sideline.

>> Media must remain in the designated area outside of the sideline box (from 20-yard line to 20-yard line).

WEEKLY PRESS CONFERENCE


>> Coach Bohannon's weekly press conference is held in the press conference room inside Fifth Third Bank Stadium. For access and directions, please contact a member of the football communications staff.

>> The press conference is also live streamed every Monday at 12:30 p.m. on KSUOwls.com and on Instagram Live from the @KennesawSIFB account.


MEDIA PARKING MAP



COMMUNICATIONS STAFF



MICHAEL GOSS
ASSOCIATE DIRECTOR OF ATHLETICS COMMUNICATIONS (PRIMARY FB CONTACT)
OFFICE: 470-578-7872
CELL: 678-477-8590
EMAIL: RGOSS11@KENNESAW.EDU



MICHAEL PITTS
ATHLETICS COMMUNICATIONS ASSISTANT (SECONDARY FB CONTACT)
OFFICE: 470-578-3217
CELL: 678-373-7093
EMAIL: MPITTS24@KENNESAW.EDU



NOLAN ALEXANDER
"VOICE OF THE OWLS" ASSISTANT AD OF COMMUNICATIONS AND BROADCASTING
OFFICE: 470-578-7789
CELL: 770-713-3071
EMAIL: NALEXA29@KENNESAW.EDU





MORE SAW STORYLINES

Someone That We Used to Know

- Only three of KSU's 2023 opponents have squared off with the Owls in previous seasons.
- KSU is 9-2 against those teams all-time.
 - 1-0 vs. Furman
 - 3-0 vs. Tennessee Tech
 - 5-2 vs. Charleston Southern

The Best Ever

- No other start-up program in college football history had more wins in its first five seasons than Kennesaw State with 48 victories
- The Owls surpassed Georgia Southern (47) and Old Dominion (46) with their final two wins of the 2019 season.
- KSU is also the first start-up program in college football history to post three consecutive 11-win seasons during its first five years of competition.

Dynasty Mode

- Dating back to week two of the 2017 season, Kennesaw State has won 54 of its last 69 games for a .783 winning percentage.
- The Owls won three Big South Conference Championships in the last six seasons and made four FCS Playoff appearances.

Double-Up

- The Owls are 48-7 when they score inside the last three minutes of the first half (36 TD's and 19 FG's). The team is 33-2 when it scores a touchdown inside three minutes and 15-3 when it kicks a field goal inside three minutes of the first half.
- When KSU scores within the last three minutes of the first half AND on its first possession of the second half, the team is 30-0.

Taking Flight

- Kennesaw State posted three consecutive games with 10 or more passing first downs in 2022, the longest-such streak in program history.
- Entering 2022, the Owls only had three games in their history with 10 or more passing first downs.

Minute Men

- In their first eight seasons, the Owls have 71 scoring drives of one minute or less, including a program-best 17 in 2019.
- The Owls produced seven drives of one minute or less in 2022.

A Tradition Unlike Any Other

- HERO Sports ranked the top FCS traditions and to no surprise KSU's Turnover Plank made the list. Former Owl Tanner Jones discovered Plank during a 2015 spring break trip, and brought it to the team during the 2017 season. Adopted as the team's turnover reward, Plank has been featured on media outlets nationwide and is an unquestioned national treasure.

Fourth Down Success

- The Owls set a new program record with 12 consecutive successful fourth down attempts in 2021. The streak started week one against Reinhardt and ended week eight against Campbell.
- Since its inaugural season in 2015, Kennesaw State has the most fourth down attempts AND most successful conversions in the FCS (minimum 100 attempts).
- There have only been four games in the history of Kennesaw State football that the team has not attempted at least one fourth down conversion.
 - Point University - 2015, 2016
 - Presbyterian College - 2018
 - Gardner-Webb - 2021

Ring The Bell!

- On Apr. 29, former Kennesaw State defensive lineman Travis Bell was selected with the first pick in the seventh round (218th overall) of the 2023 NFL Draft by the Chicago Bears.
- Bell became the first Owl to ever be selected in the annual draft.
- He played in 54 career games and tallied 124 total tackles (68 solo). The defensive lineman also registered 11 sacks, which ranks third in the KSU record book, and 24.5 tackles for loss, good for the fourth-most in program history. He was also named to the second team All-Big South Conference in 2021.
- In his final season as an Owl, Bell set a career high with 34 total tackles. He added 5.5 tackles for loss and 1.5 sacks. On Nov. 12 versus Austin Peay, Bell blocked a field goal as the half expired for KSU's only blocked kick of the year.
- During his time on the defensive line, Bell guided Kennesaw State to a top-20 finish in total defense in four-of-five seasons. In his sophomore campaign (2019), the Owls ended the year as the number three total defense in the country where Bell ranked second on KSU with 5.0 sacks. He also set a career high that season with 9.0 tackles for loss.

We'll See You There

- With its first season at the FBS level set for 2024, Kennesaw State has announced some marquee games to look forward to following the transition:
 - Aug. 31, 2024 at UTSA (first game at FBS level)
 - Sept. 14, 2024 at San Jose State



2022 RANKS

Statistic	National Conference		Value	National Leader	Value	Conference Leader		Value
	Rank	Rank				Value	Value	
3rd Down Conversion Pct (123 ranked)	44	4	0.417	N.C. Central	0.558	Eastern Ky.	0.519	
3rd Down Conversion Pct Defense (123 ranked)	103	6	0.455	Jackson St.	0.259	Austin Peay	0.308	
4th Down Conversion Pct (122 ranked)	31	1	0.548	Mercer	0.850	Kennesaw St.	0.548	
4th Down Conversion Pct Defense (123 ranked)	69	4	0.500	Columbia	0.200	Central Ark.	0.333	
Blocked Kicks (75 ranked)	75	4	1	Furman	10	SFA	6	
Blocked Kicks Allowed (122 ranked)	70	4	3	18 teams tied	0	Jacksonville St.	1	
Blocked Punts (30 ranked)				Holy Cross Morehead St.	6 6	Jacksonville St. SFA	3 3	
Blocked Punts Allowed (123 ranked)	50	3	1	49 teams tied	0	Austin Peay Jacksonville St.	0 0	
Completion Percentage (123 ranked)	111	7	0.495	Samford	0.746	Eastern Ky.	0.686	
Defensive TDs (60 ranked)	24	1	2	Morgan St. Southern U.	7 7	4 teams tied	2	
Fewest Penalties (122 ranked)	13	2	48	Chattanooga	39	Jacksonville St.	47	
Fewest Penalties Per Game (123 ranked)	14	2	4.36	Chattanooga	3.55	Jacksonville St.	4.27	
Fewest Penalty Yards (123 ranked)	3	1	361	Western Ill.	349	Kennesaw St.	361	
Fewest Penalty Yards Per Game (123 ranked)	3	1	32.82	Western Ill.	31.73	Kennesaw St.	32.82	
First Downs Defense (123 ranked)	59	4	230	Sam Houston	165	Austin Peay	186	
First Downs Offense (123 ranked)	50	4	227	UIW	374	Eastern Ky.	262	
Fumbles Lost (121 ranked)	118	7	14	Dayton Holy Cross	1 1	North Ala.	5	
Fumbles Recovered (122 ranked)	11	2	11	Jacksonville St. Montana St. William & Mary	15 15 15	Jacksonville St.	15	
Kickoff Return Defense (123 ranked)	66	3	20.21	Abilene Christian	11.73	SFA	18.29	
Kickoff Returns (123 ranked)	56	5	20.15	Weber St.	31.92	Eastern Ky.	26.05	
Net Punting (123 ranked)	88	4	33.93	Southern Utah	41.77	Jacksonville St.	40.26	
Passes Had Intercepted (122 ranked)	23	2	7	Youngstown St.	3	SFA	5	
Passes Intercepted (122 ranked)	12	1	15	South Dakota St. Furman	18 18	Kennesaw St.	15	
Passing Offense (123 ranked)	115	7	136.8	Fordham	413.8	Eastern Ky.	329.7	
Passing Yards Allowed (123 ranked)	122	7	294.0	Jackson St.	135.4	Austin Peay	188.7	
Passing Yards per Completion (123 ranked)	4	1	15.68	Davidson	16.64	Kennesaw St.	15.68	
Punt Return Defense (123 ranked)	83	2	10.50	Hampton	-1.67	Jacksonville St.	7.00	
Punt Returns (123 ranked)	21	5	12.36	SFA	30.56	SFA	30.56	
Red Zone Defense (123 ranked)	116	6	0.897	N.C. Central	0.658	Jacksonville St.	0.717	
Red Zone Offense (123 ranked)	47	5	0.822	Butler	0.973	Jacksonville St.	0.889	
Rushing Defense (123 ranked)	23	1	123.0	South Dakota St.	88.1	Kennesaw St.	123.0	
Rushing Offense (123 ranked)	10	2	232.2	Davidson	331.5	Jacksonville St.	251.0	
Sacks Allowed (123 ranked)	13	1	1.18	Butler	0.64	Kennesaw St.	1.18	
Scoring Defense (123 ranked)	99	5	35.0	Princeton	13.5	Austin Peay	22.2	
Scoring Offense (123 ranked)	56	7	27.5	UIW	51.5	Jacksonville St.	36.2	
Tackles for Loss Allowed (123 ranked)	37	2	5.18	Southeast Mo. St.	3.75	Eastern Ky.	4.92	
Team Passing Efficiency (123 ranked)	80	7	121.04	UIW	193.62	Eastern Ky.	161.26	
Team Passing Efficiency Defense (123 ranked)	121	7	160.99	Jackson St.	86.75	Austin Peay	112.26	
Team Sacks (123 ranked)	62	5	1.91	Jackson St.	3.69	Central Ark.	2.82	
Team Tackles for Loss (123 ranked)	44	4	6.1	UIW	9.2	Austin Peay	7.3	
Time of Possession (123 ranked)	3	1	34:49	The Citadel	36:24	Kennesaw St.	34:49	
Total Defense (123 ranked)	90	4	417.0	Jackson St.	252.4	Austin Peay	317.2	
Total Offense (123 ranked)	64	7	369.0	Fordham	608.9	Eastern Ky.	451.3	
Turnover Margin (123 ranked)	26	1	0.45	Princeton	1.60	Kennesaw St.	0.45	
Turnovers Gained (123 ranked)	4	1	26	Furman	29	Kennesaw St.	26	
Turnovers Lost (123 ranked)	86	6	21	Holy Cross	6	Eastern Ky.	14	
Winning Percentage (122 ranked)	57	5	0.455	South Dakota St.	0.933	Jacksonville St.	0.818	





OFFENSIVE DEPTH CHART

QB	#4 Jonathan Murphy 6-0, 190, Grad.	- 938 career passing yards at KSU with eight TDs - On Sept. 24, 2022 he became the 7th Owl to eclipse 1,000 rushing yds
	#9 Davis Bryson 5-9, 190 So.	- First appearance in the two-deep - Led all QBs in Virginia in rushing yards and touchdowns as a HS senior
RB	#0 Michael Benefield 5-7, 200, Jr.	- Played in 10 games last season w/ 111 rushing yards on 18 carries - Transferred from Butler prior to the 2022 season
	#24 Yesiah Clemons 5-10, 215, Sr.	- Earned KSU scholarship during 2023 KSU Football Spring Game - Had career-highs in rushing yards (148) and receiving yards (53) in '22
WRX	#5 Blake Bohannon 6-1, 200, Jr.	- Scored first career receiving TD at #15 UT Martin last season - Played in all 11 games for Kennesaw State in 2022
	#88 TJ McElmurray 6-3, 180, Fr.	- Earned back-to-back MVP and all-region honors to end his HS career - As a HS senior: 1,012 passing yards, 953 rushing yards and 26 total TDs
WRZ	#27 Josh Williamson 5-10, 150, Fr.	- Went to Greater Atlanta Christian School - Tallied 1,242 all-purpose yards his final two years with the Spartans
	#80 Connor Finer 6-2, 205, Jr.	- Played in 11 career games for KSU, 10 of which last season - Made first career catch for 29 yards vs. Austin Peay in 2022
WRW	#12 Isaac Foster 5-10, 175, Gr.	- Three-time All-Big South Special Teams selection - KSU career: 1,447 rushing yards, 565 receiving yards, 14 total TDs
	#8 Tykeem Wallace 5-9, 165, Jr.	- Played in 10 games for the Owls a season ago - Had career-high 17 yard rush against North Alabama in 2022
TE Y/T	#86 Carson Kent 6-4, 240, So. #2 Preston Daniels 5-11, 260, Sr.	- Kent: Played in one game for the Owls as a freshman in 2022 - Daniels: 29 games played at KSU with six total touchdowns scored
	#85 Rowan Darnell 6-4, 220, So.	- Darnell: Played in three games as a freshman last season
	#39 Eli Leiataua 5-11, 220, So.	- Leiataua: Played in 10 games for the Owls in 2022
OT	#71 Nathan Wright 6-3, 265, So.	- Started all 13 games as a HS senior - Selected to North/South All-Star Game as a senior
	#64 Trey Butts 6-2, 280, So.	- Had 60 pancake blocks and 90 tackles as a senior at Mount de Sales - Three-time all-region selection in high school
OG	#65 JT Pennington 6-4, 310, So.	- Transfer from future CUSA conference opponent Jacksonville State - Played in eight games last season for the Gamecocks
	#55 Seaburn Hines 6-2, 305, Jr.	- Played in 10 games for Kennesaw State last season - Transferred from Georgia Southern
C	#62 Al Hogan 6-4, 310, Grad.	- Grad transfer from Wofford - Played in 28 career games for the Terriers; team captain last two years
	#70 James Dawson 6-1, 300, Sr.	- Played in 19 career games for Kennesaw State - Started 48-straight games at right guard in high school
OG	#50 Terrell Paxton 6-0, 315, Grad.	- 2023 Ladarius 'LD' Clardy Memorial Impact Award recipient - Started 36-straight games (Tied for 10th in KSU history)
	#55 Seaburn Hines 6-2, 305, Jr.	- Played in 10 games for Kennesaw State last season - Transferred from Georgia Southern
OT	#61 Darron Willis 6-2, 270, Sr.	- Played against Cincinnati on Sept. 10 last season - First appearance in the two-deep
	#67 Matthew Gilliam 6-2, 260, Jr.	- First appearance in the two-deep - Local product out of Fayette County HS





DEFENSIVE DEPTH CHART

DE	#94 Jordan Miles 6-2, 245, Jr.	- Transferred from Eastern Illinois - Played in 20 career games with 14 starts for EIU
	#93 Jamar Rucks 6-3, 230, R-So.	- Transferred from Appalachian State - Returns back to Georgia after standing out at Lanier HS
NT	#57 Tyler Scott 6-1, 315, Sr.	- 16 career games played with 17 total tackles - Played in 12 games as a sophomore in 2021
	#56 Demetric Barnes 6-4, 255, Sr.	- Played in 28 career games for Kennesaw State - Career stats: 25 tackles, two TFL, two sacks
DT	#90 Ugonna Nwoha 6-3, 255, So.	- Played in two games as a freshman in 2022 - Made first-career tackle against Central Arkansas on Oct. 15
	#59 Cameron Donald 6-1, 280, Sr.	- Played in three career games for Kennesaw State - Ranked sixth in South Carolina for wrestling as a HS sophomore
BAN	#96 Charles Remy 6-1, 225, Jr.	- Recorded his first career sack on Oct. 29 vs. Charleston So. in 2022 - Played in nine games for the Owls last season
	#91 Josh Agbenou 6-2, 245, Sr.	- Transferred from Furman - 2019 SoCon All-Freshman Team selection
MIKE	#48 Donelius Johnson 6-0, 230, So.	- Nicknamed "Man Man" - As a HS senior: 1-AAA Defensive Player of the Year w/ 157 tackles
	#43 Jerrod Woods 6-1, 220, Jr.	- Played in seven games in 2022 with 16 tackles, 2.5 TFL and one sack - Career-high six tackles at #15 UT Martin last season
WILL	#22 Elijah Kirby 6-1, 220, Sr.	- Played in seven games for KSU last season, has 17 career GP - Had career-high two solo tackles vs. Gardner-Webb (Oct. 30, 2021)
	#14 Jalen Barnum 6-1, 205, Sr.	- Posted a career-high seven tackles at #15 UT Martin in 2022 - Played in 23 games at KSU, including all 11 last season
STRONG	#21 Markeith Montgomery 5-10, 190, Grad.	- Kennesaw State's career interception record holder (10) - Led the Owls with 60 tackles and five interceptions in 2022
	#42 Danarius Johnson 5-11, 190, So.	- Nicknamed "Nook" - Had 105 tackles, 11 sacks, 14 QB hurries, one FF and two FR as a senior
ROVER	#38 Dylan Hand 6-0, 195, Jr.	- Played in nine games in 2022, made first career start at Samford - Has one interception in each of his first two seasons at KSU
	#11 Sidney Porter 6-0, 215, Jr.	- Transferred from Saint Thomas this offseason - Posted 73 tackles in 10 games for Saint Thomas in 2022
FS	#6 Deontre Morris 5-11, 185, Jr.	- Tied for team-lead with five interceptions last season - 2022 HERO Sports All-American Sophomore selection
	#10 Deangelo Hardy 5-10, 190, Sr.	- Played QB in his first three years at Kennesaw State - 2022 Ladarius 'LD' Clardy Memorial Impact Award recipient
CB	#15 Jayven Williams 6-2, 170, So.	- Played in 10 games for the Owls as a freshman last season - Recorded four punt returns for 40 yards in 2022
	#29 Joe Williams 6-0, 170, So.	- Played in six games as a freshman in '22, made first start at EKU - Named GHSA Region 1-AA Athlete of the Year as a HS senior in 2021
CB	#18 Nick Sawyer 5-11, 170, So.	- Signed with KSU as a quarterback prior to the 2022 season - Had 1,155 passing yards, 1,200 rushing yards and 27 TDs as a HS senior
	#28 JeRico Washington Jr. 5-10, 165, Fr.	- As a HS senior: three INTs, three FF, four BLKs, one TD and 45 tackles - 20 career pass breakups at Westlake High School



SPECIALISTS DEPTH CHART

K	#77 Connor Cummins 6-1, 190, Jr.	- Made KSU-record 50-yard field goal on Nov. 19, 2022 at E. Kentucky - 10-for-14 career FG record with 55 career points scored at KSU
	#83 Jacob Ulrich 6-5, 200, Fr.	- Went 80-for-84 on PATs and 12-for-17 on FGs as a HS senior - At Mill Creek HS in '22: 42.8 punt average with a long of 63
KO	#77 Connor Cummins 6-1, 190, Jr.	- Made KSU-record 50-yard field goal on Nov. 19, 2022 at E. Kentucky - 10-for-14 career FG record with 55 career points scored at KSU
P	#90 Joshua Huiet 6-2, 205, Jr.	- 23 punts for 916 yards in nine games played last season - Had career-long 59-yard punt at #15 UT Martin in 2022
	#83 Jacob Ulrich 6-5, 200, Fr.	- Went 80-for-84 on PATs and 12-for-17 on FGs as a HS senior - At Mill Creek HS in '22: 42.8 punt average with a long of 63
LS	#78 Ronnie Thomas 5-10, 225, So.	- Played in four games as a freshman last season - Made two tackles in 2022
	#58 Jacob Osbourne 6-0, 225, Fr.	- Transferred from Albany State - Played in six games for the Golden Rams in 2022
SS	#78 Ronnie Thomas 5-10, 225, So.	- Played in four games as a freshman last season - Made two tackles in 2022
	#58 Jacob Osbourne 6-0, 225, Fr.	- Transferred from Albany State - Played in six games for the Golden Rams in 2022
PR	# 12 Isaac Foster 5-10, 175, Gr.	- Three-time All-Big South Special Teams selection - KSU career: 342 punt return yards, averaging 10.1 YPR
	#15 Jayven Williams 6-2, 170, So.	- Played in 10 games for the Owls as a freshman last season - Recorded four punt returns for 40 yards in 2022
KR	# 12 Isaac Foster 5-10, 175, Gr.	- Three-time All-Big South Special Teams selection - KSU career: 1,015 kick return yards and two touchdowns
	#8 Tykeem Wallace 5-9, 165, Jr.	- Played in 10 games for the Owls a season ago - Had career-high 17 yard rush against North Alabama in 2022



2022 RANKS

Statistic	Player	National Rank	Conference Rank	Value	National Leader	Value	Conference Leader	Value
All Purpose (196 ranked)	Gabriel Benyard Isaac Foster	32 124	4 11	118.33 80.64	Dylan Laube, New Hampshire	194.33	ShunDerrick Powell, North Ala.	160.09
Blocked Kicks (12 ranked)					Jack Barton, Furman Devin Haskins, Holy Cross Jihad McCall, Morehead St.	4 4 4	Edward Bobino, SFA	2
Combined Kick Returns (200 ranked)	Gabriel Benyard Isaac Foster	18 167	1 10	629 153	Anthony Frederick, Bryant	901	Gabriel Benyard, Kennesaw St.	629
Completion Percentage (103 ranked)	Xavier Shepherd	96	7	0.496	Michael Hiers, Samford	0.766	Parker McKinney, Eastern Ky.	0.686
Completions Per Game (148 ranked)	Xavier Shepherd	102	7	7.56	Reece Udinski, Richmond	29.08	Parker McKinney, Eastern Ky.	26.25
Field Goal Percentage (86 ranked)	Conor Cummins	46	4	0.714	Ethan Gettman, Bryant	0.933	Alen Karajic, Jacksonville St.	0.812
Field Goals Per Game (127 ranked)	Conor Cummins	52	6	0.91	Seth Morgan, Sam Houston	1.88	Chris Campos, SFA	1.64
Forced Fumbles (20 ranked)					Elijah Anderson-Taylor, Northern Colo.	0.45	Triumphant Olatunji, SFA BJ Thompson, SFA	0.27 0.27
Fumbles Recovered (14 ranked)	Carlos Allen Garland Benyard Chance Gamble	14 14 14	3 3 3	2 2 2	Kam Brinson, Furman	4	Edward Bobino, SFA Stevonte Tullis, Jacksonville St.	3 3
Interceptions Per Game (133 ranked)	Deontre Morris Markeith Montgomery Chance Gamble	6 11 43	1 2 3	0.5 0.5 0.3	Rassie Littlejohn, Stetson	0.7	Deontre Morris, Kennesaw St.	0.5
Kickoff Return TDs (9 ranked)					Abraham Williams, Weber St.	4	Christian Richmond, Central Ark.	2
Kickoff Returns (84 ranked)	Gabriel Benyard	34	3	22.9	Abraham Williams, Weber St.	37.4	Braedon Sloan, Eastern Ky.	30.2
Passes Defended (47 ranked)	Deontre Morris Markeith Montgomery	29 37	2 3	1.1 1.1	Alijah Huzzie, ETSU	1.9	Demetries Ford, Austin Peay	1.7
Passing Efficiency (103 ranked)	Xavier Shepherd	74	7	125.6	Lindsey Scott, UIW	197.7	Parker McKinney, Eastern Ky.	161.3
Passing TDs (137 ranked)	Xavier Shepherd	106	7	7	Lindsey Scott, UIW	60	Parker McKinney, Eastern Ky.	33
Passing Yards (149 ranked)	Xavier Shepherd	97	7	1,130	Tim DeMorat, Fordham	4,891	Parker McKinney, Eastern Ky.	3,956
Passing Yards Per Game (149 ranked)	Xavier Shepherd	95	7	125.6	Tim DeMorat, Fordham	407.6	Parker McKinney, Eastern Ky.	329.7
Passing Yards per Completion (103 ranked)	Xavier Shepherd	1	1	16.62	Xavier Shepherd, Kennesaw St.	16.62	Xavier Shepherd, Kennesaw St.	16.62
Points Responsible For (192 ranked)	Xavier Shepherd	79	7	108	Lindsey Scott, UIW	432	Parker McKinney, Eastern Ky.	258
Points Responsible For Per Game (149 ranked)	Xavier Shepherd	43	5	12.0	Lindsey Scott, UIW	30.9	Parker McKinney, Eastern Ky.	21.5
Punt Return TDs (6 ranked)					5 players tied	2	Xavier Gipson, SFA Jarrod Barnes, Central Ark.	2 2
Punt Returns (41 ranked)					Taco Dowler, Montana St.	18.0	Jarrod Barnes, Central Ark.	15.3
Punting (85 ranked)					Jake Gerardi, Southern Utah	48.0	Chandler Caughron, Central Ark.	42.4
Receiving TDs (132 ranked)					Darion Chafin, UIW	18	Jayden Higgins, Eastern Ky.	10
Receiving Yards (150 ranked)					Fotis Kokosioulis, Fordham	1,312	Xavier Gipson, SFA	1,163
Receiving Yards Per Game (200 ranked)					Joshua Tomas, Georgetown	111.9	Xavier Gipson, SFA	105.7
Receptions Per Game (192 ranked)					Joshua Tomas, Georgetown	9.1	Drae McCray, Austin Peay	6.9
Rush Yards Per Carry (130 ranked)	Xavier Shepherd	129	11	2.87	Jaden Shirden, Monmouth	8.36	Anwar Lewis, Jacksonville St.	7.11
Rushing TDs (119 ranked)	Xavier Shepherd Jonathan Murphy	35 48	3 5	11 9	Geno Hess, Southeast Mo. St.	21	ShunDerrick Powell, North Ala.	18
Rushing Yards (199 ranked)	Xavier Shepherd Preston Daniels Isaac Foster	108 176 182	11 15 16	589 423 420	Jaden Shirden, Monmouth	1,722	ShunDerrick Powell, North Ala.	1,508
Rushing Yards Per Game (200 ranked)	Xavier Shepherd Preston Daniels Isaac Foster	67 137 180	4 13 16	65.4 47.0 38.2	Jaden Shirden, Monmouth	156.5	ShunDerrick Powell, North Ala.	137.1
Sacks (190 ranked)					Zeke Vandenberg, Illinois St.	1.40	David Walker, Central Ark.	1.09
Scoring (193 ranked)	Xavier Shepherd Conor Cummins	52 150	6 13	7.3 5.0	Geno Hess, Southeast Mo. St.	11.5	ShunDerrick Powell, North Ala.	9.8
Solo Tackles (34 ranked)					Brent Jackson, Bucknell	7.1	Tamaurian Wilson, Central Ark.	6.2
Tackles For Loss (74 ranked)					Zeke Vandenberg, Illinois St.	2.1	David Walker, Central Ark.	2.0
Total Offense (198 ranked)	Xavier Shepherd	72	7	191.0	Tim DeMorat, Fordham	411.6	Parker McKinney, Eastern Ky.	359.2
Total Points Scored (0 ranked)								
Total Tackles (200 ranked)					Colton Adams, Alabama St.	11.6	Tamaurian Wilson, Central Ark.	9.4
Total Touchdowns (138 ranked)	Xavier Shepherd Jonathan Murphy	51 85	4 7	11 9	Geno Hess, Southeast Mo. St.	23	ShunDerrick Powell, North Ala.	18
Yards per Pass Attempt (103 ranked)	Xavier Shepherd	19	4	8.25	Lindsey Scott, UIW	10.32	Zion Webb, Jacksonville St.	8.64
Yards per Reception (198 ranked)					Shaquan DAVIS, South Carolina St.	22.58	Takairree Kenebrew, North Ala.	22.38





THE NITTY GRITTIES

Stat	2022	Under Bohannon
Overall.....	5-6.....	68-24
At home.....	4-2.....	41-7
On the road.....	1-4.....	26-17
At neutral site.....	0-0.....	1-0
Conference Games.....	1-4.....	30-12
Non-Conference Games.....	4-2.....	35-12
Overtime.....	2-1.....	3-2
Playoff games.....	0-0.....	5-4
Thursdays.....	0-1.....	3-3
Saturdays.....	5-5.....	65-21
Day (Before 6 p.m.).....	3-5.....	49-18
Night (After 6 p.m.).....	2-1.....	18-8
In August.....	0-0.....	1-2
In September.....	1-2.....	18-6
In October.....	3-2.....	25-4
In November.....	1-2.....	20-7
In December.....	0-0.....	2-4
On Turf.....	1-2.....	19-14
On Grass.....	4-4.....	49-10
Vs. Ranked Opponents.....	1-0.....	9-8
Win Coin Toss.....	4-4.....	31-17
Lose Coin Toss.....	1-2.....	36-8
Score First.....	4-3.....	42-11
Opponent Scores First.....	1-3.....	26-12
Lead after 1st quarter.....	5-3.....	42-6
Tied after 1st quarter.....	0-1.....	14-10
Trail after 1st quarter.....	0-2.....	13-8
Lead after 2nd quarter.....	4-1.....	56-6
Tied after 2nd quarter.....	0-1.....	7-2
Trail after 2nd quarter.....	1-4.....	5-16
Lead after 3rd quarter.....	3-1.....	62-3
Tied after 3rd quarter.....	0-0.....	1-0
Trail after 3rd quarter.....	2-5.....	5-21
Have a 100-yd rusher.....	3-2.....	37-8
Allow a 100-yd rusher.....	1-3.....	10-9
Have a 300-yd passer.....	0-0.....	0-0
Allow a 300-yd passer.....	2-1.....	7-4
Have a 100-yd receiver.....	0-0.....	6-1
Allow a 100-yd receiver.....	2-3.....	7-9
Scoring < 20 points.....	0-3.....	7-11
Scoring 20-29 points.....	1-2.....	10-10
Scoring 30+ points.....	4-1.....	49-3
Allowing < 20 points.....	0-0.....	43-2
Allowing 20-29 points.....	3-1.....	14-8
Allowing 30+ points.....	2-5.....	5-14
Outgain opponent.....	5-0.....	62-10
Outgained by opp.....	0-5.....	6-13
Win turnover margin.....	4-3.....	44-5
Lose turnover margin.....	0-2.....	7-11
Tie in turnovers.....	1-1.....	18-7
Close games (1-10).....	4-3.....	23-14
Games (11-20).....	1-1.....	9-3
Blowouts (20+).....	0-2.....	36-7
Won Time of Poss.....	5-6.....	55-20
Lost Time of Poss.....	0-0.....	11-5





THE NITTY GRITTY STATS

SUCCESS STARTERS

AMONG 2024 CONFERENCE USA MEMBERS

Rk	Team	Win % Since 2015
1.	Sam Houston	.771
2.	Kennesaw State	.739
3.	Jacksonville State	.727
4.	Liberty	.611
5.	Western Kentucky	.604

COACHES TO 50 WINS

Coach	Record	Total Games
Paul Johnson	50-8	58
Urban Meyer	50-11	61
Kirby Smart	50-14	64
Brian Bohannon	50-15	65
Dabo Swinney	50-22	77
Nick Saban	50-29-1	80

IN-TOWN SCOREBOARD

• Kennesaw State is 20 minutes away from the city of Atlanta and its three major professional sports franchises, the Braves, Falcons and Hawks.

• KSU football has shared gamedays with each of these teams and has found success when it has had to share the spotlight.

• The Owls were in action on three Saturdays during the Atlanta Braves' 2021 World Series run in the Postseason. On each of those days, both squads were victorious (and both brought rings to Cobb County in 2021).

Gameday Combo	KSU Football Record
Falcons OR Hawks OR Braves Play	47-16
Braves Play	26-11
Falcons Play	1-0
Hawks Play	21-5
Two of Falcons/Hawks/Braves Play	3-0
All Three Teams Play	0-0

• The Owls share five gamedays in 2023 with the Atlanta Braves - each of the first five games of KSU's '23 campaign.

• KSU shares each of its final two gamedays this season with the Atlanta Hawks.

STATE SECRET

Rk	Team	Win % Since 2015
1.	Georgia	.835
2.	Kennesaw State	.739
3.	Mercer	.500
4.	Georgia Southern	.495
5.	Georgia State	.443
6.	Georgia Tech	.400

Rk	Team	PPG Since 2015
1.	Kennesaw State	34.12
2.	Georgia	33.77
3.	Mercer	28.96
4.	Georgia Southern	27.99
5.	Georgia State	26.65
6.	Georgia Tech	25.01

Rk	Team	Rushing YPG Since 2015
1.	Kennesaw State	307.28
2.	Georgia Southern	251.42
3.	Georgia Tech	225.18
4.	Georgia	206.19
5.	Mercer	172.74
6.	Georgia State	168.69

Rk	Team	Turnovers Forced Since 2015
1.	Kennesaw State	166
2.	Georgia Southern	163
3.	Georgia	155
4.	Georgia State	151
5.	Mercer	147
6.	Georgia Tech	142

QUICK FACTS

Institution Name	Kennesaw State University
Location	Kennesaw, Ga. 30144
Enrollment	43,000
Founded	1963
Nickname	Owls
Colors	Black & Gold
Affiliation	NCAA Division I FCS
Conference	FCS Independent
President	Dr. Kathy Schwaig
Director of Athletics	Milton Overton
Athletic Website	KSUOwls.com
Home Field	Fifth Third Bank Stadium
» Capacity	8,300
» Surface	Bermuda Grass
» 2022 Record	5-6
Base Offense	Pistol
Base Defense	4-2-5
Offensive Starters Returning/Lost	5/6
Defensive Starters Returning/Lost	7/4
First Season of Football	2015
All-Time Record	68-24 (.739)

THE STAFF

Head Coach	Brian Bohannon
» Alma Mater	Georgia '93
» Career Record	68-24 (9th Year)
Off. Coordinator/Off. Line	Chris Klenakis
Def. Coordinator	Nathan Burton
WRs Coach/Special Teams Coord.	Ossie Buchannon
Tight Ends Coach	Stewart Cook
Recruiting/Defensive Line	Liam Klein
Defensive Backs Coach	Darius Safford
Running Backs Coach	Tim Glanton
Quarterbacks Coach	Chandler Burks
Linebackers Coach	Greg Harris
Defensive Ends	Davern Williams
Graduate Assistant/Offense	Jake Lassiter
Graduate Assistant/Defense	Hampton Hamner
Director of Strength/Conditioning	Alex Derenthal
Chief of Staff	Matt Griffin
Director of Football Operations	Lydia West
Director of Player Personnel	Doug Saylor
Head Football Athletic Trainer	Keith Mize
Assistant Football Athletic Trainer	Courtney Wisler
Video Coordinator	Reese Mathewson
Coordinator, Football Admin.	Trudy Cobb
Football Equipment Manager	Kaleb Fedelem

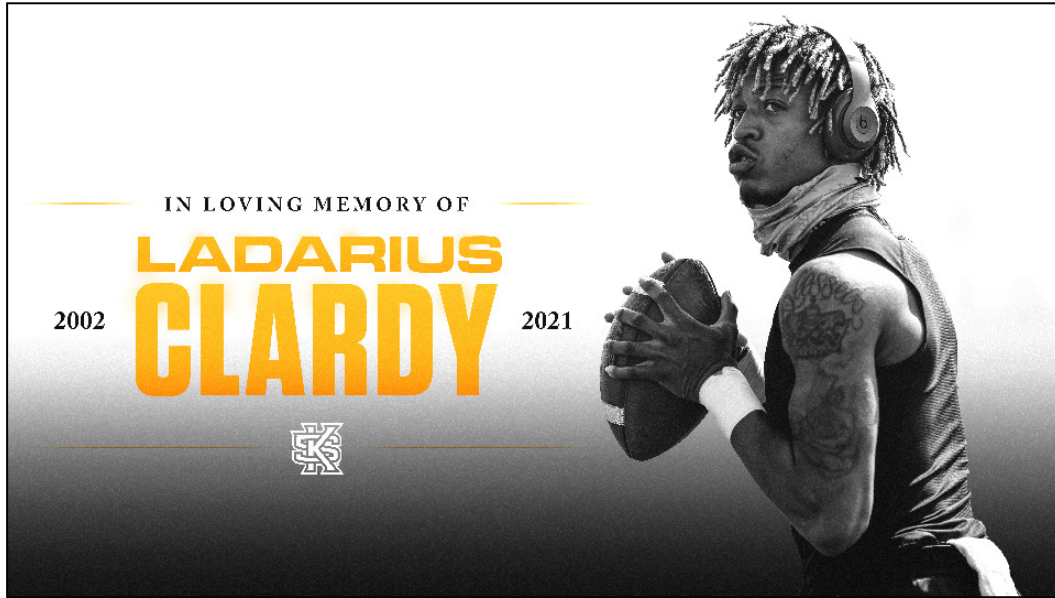
STREAKS AND DUBS

Current Streak Lost 2
Current Home Streak Lost 1
Current Road Streak Lost 1
Last Win Nov. 5, 2022
	at No. 15 UT Martin, 44-27
Last Home Win Oct. 29, 2022
	vs. Charleston Southern, 30-20
Last Home Loss Nov. 12, 2022
	vs. Austin Peay, 14-31
Last Road Win Nov. 5, 2022
	at No. 15 UT Martin, 44-27
Last Road Loss Nov. 19, 2022
	at Eastern Kentucky, 38-45





LADARIUS CLARDY MEMORIAL IMPACT AWARD



Ladarius “LD” Clardy was a member of our 2020-2021 Kennesaw State football program. Just a freshman, he left a lifetime impact on teammates, coaches, the athletics department, and the greater Kennesaw community. Above all, he was a competitor.

Whether in friendships, in the classroom, or on the field, Ladarius worked hard to achieve his goals and lead others along with him. He is remembered for his smile and uplifting attitude that lit up any room. His effort on the football field was matched only by his diligence in the classroom. Ladarius represented all facets of a Kennesaw State football player.

On July 1st, 2021, his life was taken too soon. To honor his memory and legacy, the Ladarius “LD” Clardy Memorial Impact Award will be annually given to a member of our program that embodies his love for the game, the example he led by on and off the field, and the level of excellence we know he would want his teammates to live up to.

This player upholds the standards of Kennesaw State football, gives unbelievable effort in all areas as a student-athlete, and radiates a positive attitude worthy of wearing jersey #13. Ladarius was the Gold Standard as a young man, and we are honored to continue remembering his life on the football field each season.

AWARD RECIPIENTS

Player	Year
DeAngelo Hardy, QB	2022
Terrell Paxton, OL	2023





HOME, SWEET HOME

Opened **May 2, 2010**

Capacity **8,300**

Attendance Record **9,556**

Oct. 16, 2021 - KSU Football vs. North Carolina A&T

Home to KSU Soccer **since Aug. 14, 2010**

Home to KSU Lacrosse **since Mar. 2, 2013**

Home to KSU Football **since Sept. 12, 2015**

Also home to **Atlanta United 2**

Has Hosted: **Atlanta United, United States National Women's Soccer Team, three U20 National Men's Soccer teams, World Cup Rugby qualifying games, Major League Lacrosse National Championship, CONCACAF Champions League Soccer and the USA Rugby Sevens Collegiate National Champs.**



TOP 10 ATTENDED KSU FOOTBALL GAMES

Rank	Opponent	Attendance
1	North Carolina A&T (10/16/21)	9,556
2	Edward Waters (9/12/15)	9,506
3	Liberty (10/15/16)	8,803
4	Alabama State (9/15/18)	8,799
5	Charleston Southern (11/7/15)	8,670
6	Monmouth (10/31/15)	8,668
7	Shorter (9/19/15)	8,664
8	ETSU (9/3/16)	8,574
9	Tennessee Tech (9/9/17)	8,418
10	Point (9/10/16)	8,354





HEAD COACH BRIAN BOHANNON



- 68-24 OVERALL RECORD** AT KENNESAW STATE
- NINTH SEASON** AS HEAD COACH
- FIVE FCS PLAYOFF VICTORIES**
- FOUR FCS PLAYOFF APPEARANCES**
- FOUR 10-WIN SEASONS**
- THREE BIG SOUTH CONFERENCE CHAMPIONSHIPS** (2017, 2018 AND 2021)
- THREE-TIME BIG SOUTH COACH OF THE YEAR**
- 2018 EDDIE ROBINSON AWARD** RUNNER-UP
- FOUR-TIME EDDIE ROBINSON AWARD** FINALIST
- 2017 AFCA FCS NATIONAL COACH OF THE YEAR**
- 2018 AFCA DISTRICT COACH OF THE YEAR**

BORN DECEMBER 17, 1970
HOMETOWN GRIFFIN, GA.
ALMA MATER UNIVERSITY OF GEORGIA - 1993
HIGH SCHOOL GRIFFIN HIGH SCHOOL
WIFE MELANIE BOHANNON
CHILDREN BLAKE, BRADEN AND BROOKE ANNA

BO'S CAREER		YEAR-BY-YEAR RESULTS		POSTSEASON HISTORY	
1989-93	University of Georgia Student-Athlete (Wide Receiver)	1996	Gardner-Webb (WR) 2-9	1997	Georgia Southern I-AA Playoffs
1994-95	West Georgia Graduate Assistant	1997	Georgia Southern (WR) 10-3	1998	Georgia Southern I-AA National Finalist
1996	Gardner-Webb Assistant Coach (WR)	1998	Georgia Southern (WR) 14-1	1999	Georgia Southern National Champions
1997-99	Georgia Southern Assistant Coach (WR)	1999	Georgia Southern (WR) 13-2	2000	Georgia Southern National Champions
2000-01	Georgia Southern Assistant Coach (DB)	2000	Georgia Southern (DB) 13-2	2001	Georgia Southern I-AA Playoffs
2002-07	Navy Assistant Coach (WR)	2001	Georgia Southern (DB) 12-2	2003	Navy EVI.Net Houston Bowl
2008-12	Georgia Tech Assistant Coach (QB)	2002	Navy (WR) 2-10	2004	Navy Emerald Bowl
2013-present	Kennesaw State Head Coach - 68-24 (.739)	2003	Navy (WR) 8-5	2005	Navy Poinsettia Bowl
		2004	Navy (WR) 10-2	2006	Navy Meineke Car Care Bowl
		2005	Navy (WR) 8-4	2007	Navy Poinsettia Bowl
		2006	Navy (WR) 9-4	2008	Georgia Tech Chick-fil-A Bowl
		2007	Navy (WR) 8-4	2009	Georgia Tech FedEx Orange Bowl
		2008	Georgia Tech (QB/B-Backs) 9-4	2010	Georgia Tech Independence Bowl
		2009	Georgia Tech (QB/B-Backs) 10-3	2011	Georgia Tech Hyundai Sun Bowl
		2010	Georgia Tech (QB/B-Backs) 6-7	2012	Georgia Tech Hyundai Sun Bowl
		2011	Georgia Tech (QB/B-Backs) 8-5	2017	Kennesaw State FCS Quarterfinals
		2012	Georgia Tech (QB/B-Backs) 7-7	2018	Kennesaw State FCS Quarterfinals
		2013	Kennesaw State (Head Coach) --	2019	Kennesaw State FCS Second Round
		2014	Kennesaw State (Head Coach) --	2021	Kennesaw State FCS Second Round
		2015	Kennesaw State (Head Coach) 6-5		
		2016	Kennesaw State (Head Coach) 8-3		
		2017	Kennesaw State (Head Coach) 12-2		
		2018	Kennesaw State (Head Coach) 11-2		
		2019	Kennesaw State (Head Coach) 11-3		
		s2021	Kennesaw State (Head Coach) 4-1		
		2021	Kennesaw State (Head Coach) 11-2		
		2022	Kennesaw State (Head Coach) 5-6		
		2023	Kennesaw State (Head Coach) 0-0		
		Overall Record (HC & Assistant)	217-93 (.700)		
		Overall Record as Head Coach	68-24 (.739)		





BO KNOWS

A program built on Effort, Attitude and Toughness, head coach Brian Bohannon has constructed Kennesaw State from the ground up and turned the Owls into a powerhouse program at the FCS level in just eight seasons.

Hired on March 24, 2013 and tasked with building a football program from scratch, Bohannon embraced the challenge and quickly turned Kennesaw State into the best five-year start-up program in college football history in 2019 with a 48-16 overall record, two Big South Conference championships, three straight appearances in the FCS Playoffs and four playoff victories.

Bohannon is a four-time finalist for the Eddie Robinson award as the nation's top FCS head coach, including a runner-up finish in 2018 and a third-place finish in 2017. He was named the AFCA National Coach of the Year in 2017 and is a three-time Big South Conference Coach of the Year.

He is tied for first in Big South Conference history with 63 victories and he became the fastest coach to win 45 games when he reached the benchmark with a 38-35 win over Campbell on Nov. 9, 2019. In the first five years of the program, 100 national polls have been released with the Owls appearing in over 67-percent of the rankings. Of those 100 polls, Kennesaw State has been inside the top-10 41-percent of the time.

The 2022 season had many highlights displayed in the national news, with the first being the October announcement that Kennesaw State would be joining Conference USA in 2024. A few months later, KSU football returned to the spotlight when defensive lineman Travis Bell became the program's first player to be selected in the NFL Draft. Bell was chosen by the Chicago Bears in the seventh round to etch his name in Owl football history.

In its final season in the Big South, Kennesaw State "left it right," winning the 2021 conference title with a 49-17 rout of Monmouth and sealing a 7-0 conference record. The Black and Gold were ranked the entire season and made it as high as No. 4 in the AFCA Coaches poll. An 11-2 campaign saw KSU earn a fourth FCS Playoff appearance and a 48-21 win over Pioneer League champion Davidson in the opening round.

The 2019 season was the beginning of a new era in Kennesaw State football, as the original signing class moved on and gave way to a new crop of talented players hungry to continue the championship tradition. Not only did the team deliver, but they recorded the program's third-straight 11-win season and made a return trip to the FCS Playoffs where they knocked off No. 11 Wofford on the road in the opening round.

After putting the world on notice in 2017 with a 12-2 season, the Owls somehow outdid themselves during the 2018 campaign. Ranked No. 2 in the nation for much of the year, KSU earned the No. 4 overall seed in the playoffs and took an 11-game winning streak to a second consecutive quarterfinal appearance where the Owls held the third-longest home streak in the nation that dated back over two calendar years.

Bohannon, 50, put Kennesaw State on the map in 2017 when he led the Owls to a 12-2 season and an outright Big South Championship after finishing conference play undefeated at 5-0. Holding the country's top rushing offense, the Owls would make their first postseason berth in stellar fashion, getting revenge from their season-opening loss to Samford by winning 28-17 to advance.

The Owls then upset No. 3 Jacksonville State in the second round by scoring 14 unanswered second-half points to win 17-7. KSU's historic run would falter in the quarterfinals in a tough 34-27 loss to No. 5 Sam Houston State, but not before solidifying a young Kennesaw State team as one of the nation's top programs.

Under Bohannon's tutelage emerged one of the country's premiere quarterbacks in Chandler Burks who was named the 2018 College Football Performance Awards FCS National Performer of the Year. He also finished runner-up for the Walter Payton Award, given to the nation's top FCS offensive player. He ended his career with a 31-6 record as the starting quarterback, a league record 56 rushing touchdowns and 3,431 yards on the ground.

The national awards shifted to the defensive side of the ball in 2017, as Bryson Armstrong brought home the prestigious Jerry Rice Award as the FCS National Freshman of the Year. On his way to first-team All-America honors, Armstrong finished the 2017 campaign with 114 total tackles (85 solo), 12.5 tackles for loss, 11.0 sacks, three interceptions, seven pass breakups, one quarterback hurry, four recovered fumbles, three forced fumbles and one blocked kick.

It took Bohannon just two seasons to vie for a Big South Conference title and reach the Top 25 as the Owls finished their debut year 6-5 before posting an 8-3 mark in 2016.



His first two teams at Kennesaw State won 14 times in 22 games while posting eye-popping offensive numbers. The Owls rushed for 293 yards per game in 2015, which led the Big South and ranked sixth nationally. His offense then surpassed that number in 2016, rolling up 320.6 yards per game on the ground to finish third in the FCS. The last three seasons saw KSU record the three best rushing seasons in Big South history behind VMI's record-breaking 357.5 yards in 2008.

In 2015, the Owls lit up the scoreboard with 41 touchdowns and 429.8 yards of total offense per game. The following year, the Black & Gold was the only team in the FCS to finish ranked in the top 10 in total offense (479.5 ypg), rushing (320.6 ypg), scoring (38.9 ppg), pass efficiency (156.72), third-down (49 percent) and fourth-down conversions (70 percent).

Bohannon's Owls began their debut season 4-1 in non-conference action and made history again with a 12-7 win over Gardner-Webb on October 17 as Kennesaw State became the first Big South member to win its first conference game in its initial year as a member.

The early-season success gave Bohannon's team national recognition in the polls for the first time as KSU spent three consecutive weeks among teams receiving votes in the FCS Stats Top 25 beginning October 19.

Another Big South win over Monmouth allowed the Owls to clinch a winning record. The team finished 8-5 to tie Georgia State for the third-best record by an FCS program in its inaugural season.

In a sideline career that's spanned 23 years as either an assistant or head coach, Bohannon has been part of teams that averaged 8.6 wins per season and reached the postseason 18 times. Prior to Kennesaw State, he was a part of two national championships while at Georgia Southern, while Georgia Tech played in a bowl game in each of his five seasons on staff.

A Griffin, Georgia, native and former wide receiver at the University of Georgia, Bohannon joined the Owls after spending the previous five seasons as quarterbacks/B-backs coach at Georgia Tech where he helped engineer one of the country's most prolific spread option offenses.

During Bohannon's time at Georgia Tech, the Yellow Jackets finished in the top four nationally in rushing offense every season and led the nation in rushing in 2010. No team in college football rushed for more yards than Georgia Tech, which accumulated more than 20,000 yards during his last five seasons.

Under Bohannon's direction, former Georgia Tech quarterbacks Tevin Washington and Joshua Nesbitt emerged as two of the most prolific signal callers in Atlantic Coast Conference (ACC) history. Nesbitt and Washington combined to rush for more than 5,000 yards and rank first and third, respectively, in ACC history for career rushing yards by a quarterback.

Under Bohannon, four players rushed for more than 1,000 yards in a season -- B-back Jonathan Dwyer in 2008, Dwyer and Nesbitt in 2009, and B-back Anthony Allen in 2010. Dwyer was a first-team All-ACC selection in 2008 and 2009. Nesbitt was the first-team All-ACC quarterback in 2009, and Allen was first-team All-ACC in 2010. Dwyer and Allen went on to NFL careers.

Before arriving at Georgia Tech, Bohannon spent six years as wide receivers coach at Navy. He was part of a staff that returned the Midshipmen to the national spotlight. Navy won 35 games over four years, earning a school-record four consecutive bowl berths and a school-best four straight Commander-in-Chief's Trophies.

Prior to his appointment on Johnson's staff at Navy, Bohannon coached the wide receivers for three seasons at Georgia Southern before taking over the defensive backs his last two years.

In each of those five seasons in Statesboro, the Eagles advanced to the NCAA Division I-AA playoffs, finished as national runner-up in 1998 and claimed back-to-back national championships in 1999 and 2000.


A four-year letterwinner and standout wide receiver at Georgia, Bohannon started his coaching career at West Georgia before earning his first full-time position at Gardner-Webb (N.C.) as wide receivers' coach in 1996.

Bohannon earned his bachelor's degree in general business from Georgia in 1993 and a master's in business education from West Georgia in 1996.

Residing in Woodstock, Bohannon is married to the former Melanie Cobb. The two have three children, sons Blake and Braden, and daughter Brooke Anna.



OFFENSIVE COORDINATOR CHRIS KLENAKIS



FIRST SEASON AT KENNESAW STATE

34TH SEASON AS A COACH

18 ALL-CONFERENCE SELECTIONS COACHED

16 BOWL GAMES COACHED IN

THE ONLY OFFENSIVE COORDINATOR IN FBS HISTORY TO HAVE LED THE NATION IN RUSHING OFFENSE (2009) AND PASSING OFFENSE (1997) IN A CAREER

THE ONLY OFFENSIVE COORDINATOR IN FBS HISTORY TO HAVE THREE 1,000-YARD RUSHERS IN THE SAME SEASON (2009)

24 OFFENSIVE LINEMAN COACHED THAT WENT TO THE NFL

INVENTOR OF THE PISTOL OFFENSE

2016 ACC REGULAR SEASON CO-CHAMPION

2016 AT LOUISVILLE
PROGRAM RECORDS IN RUSHING YARDS (3,148) AND TOUCHDOWNS (37)
FINISHED FIRST IN THE ACC IN TOTAL OFFENSE AND SCORING OFFENSE
THIRD NATIONALLY IN TOTAL OFFENSE
FIFTH NATIONALLY IN SCORING OFFENSE

2013 AT IOWA STATE
NO. 17 NATIONALLY IN RED ZONE EFFICIENCY
10TH-MOST POINTS SCORED IN PROGRAM HISTORY

2011 AT ARKANSAS
SET 16 OFFENSIVE PROGRAM RECORDS
FINISHED 11-2, TYING MOST SINGLE-SEASON WINS IN SCHOOL HISTORY
LED THE SEC IN PASSING OFFENSE (300.7), TOTAL OFFENSE (438.1) AND SCORING OFFENSE (36.8)

2010 AT ARKANSAS
LED THE SEC IN PASSING OFFENSE, SCORING OFFENSE AND TOTAL OFFENSE
EARNED SCHOOL'S FIRST-EVER BCS BOWL APPEARANCE W/ A 10-2 RECORD
SET PROGRAM RECORDS FOR PASSING YARDS (4,061), TD PASSES (34) AND TOTAL YARDS (5,871)

NOTABLE PLAYERS COACHED
LAMAR JACKSON - 2016 HEISMAN TROPHY WINNER
JOHN MILLER AND JAMON BROWN - 2015 NFL DRAFT SELECTIONS
COLIN KAEPERNICK - 2013 NFC CHAMPION
JEFF KELLY - SET SCHOOL RECORD FOR PASSING COMPLETIONS, SURPASSING NFL HALL OF FAMER BRETT FAVRE

TWO-TIME NEVADA HIGH SCHOOL COACH OF THE YEAR (1988 & 1989)

ALMA MATER CARROL COLLEGE - 1986
WIFE LOUISE KLENAKIS
CHILDREN MYLES, MATTHEW, NIKOS, MARK, LUCY AND ELIZABETH

KLENAKIS' CAREER

1990-99	Nevada
	Offensive Coordinator/Offensive Line
2000-02	Southern Mississippi
	Offensive Coordinator/Offensive Line
2003	Central Missouri
	Offensive Coordinator/Quarterbacks
2004-09	Nevada
	Offensive Coordinator/Offensive Line
2010-12	Arkansas
	Assistant Coach (OL)
2013	Iowa State
	Assistant Coach (OL)
2013-18	Louisville
	Co-Offensive Coordinator/Offensive Line
2019-20	Tulane
	Senior Coaching Analyst
2021	South Alabama
	Quality Control Analyst
2022	Liberty
	Assistant Coach (OL)
2023-present	Kennesaw State
	Offensive Coordinator/Offensive Line





DEFENSIVE COORDINATOR NATHAN BURTON



FIRST SEASON AT KENNESAW STATE

19TH SEASON AS A COACH

NICKNAMED "THE ADMIRAL"

2022 AT NEW ORLEANS (USFL)
LED THE LEAGUE IN FEWEST POINTS PER GAME (16.4), PASS YARDS ALLOWED PER GAME (163.9) AND RED ZONE DEFENSE (38.5%)

2020 AT GEORGIA TECH
SECOND NATIONALLY IN FUMBLE RECOVERIES (12)
25TH IN TOTAL TAKEAWAYS (18)

2019 AT GEORGIA TECH
TOP 25 IN RED ZONE DEFENSE (77.4%)
TOP 40 IN PASS DEFENSE (207.7 PER GAME)

2018 AT TEMPLE
LED THE COUNTRY WITH EIGHT DEFENSIVE TOUCHDOWNS
THIRD NATIONALLY IN FORCED TURNOVERS (31)
THIRD NATIONALLY IN FUMBLE RECOVERIES (13)
FOURTH NATIONALLY IN INTERCEPTIONS (18)

AT WEST ALABAMA
2014 - LED THE GULF SOUTH CONFERENCE IN TOTAL DEFENSE, PASS DEFENSE AND INTERCEPTIONS
2015 - LED THE GULF SOUTH CONFERENCE IN RUSHING DEFENSE

AT SHORTER
COORDINATED THE GULF SOUTH CONFERENCE'S SECOND-RANKED DEFENSE

NOTABLE PLAYERS COACHED
TARIQ CARPENTER - 2022 NFL DRAFT SELECTION
JUANYEH THOMAS - ALL-ACC HONORABLE MENTION; SIGNED W/ DALLAS COWBOYS

WON THREE BOWL GAMES AS A PLAYER AT GEORGIA TECH

2004 GEORGIA TECH YELLOW JACKETS' LIFTER OF THE YEAR

EARNED A SCHOLARSHIP AFTER WALKING-ON AS A STUDENT-ATHLETE AT GEORGIA TECH IN 2001

ALMA MATER GEORGIA TECH - 2005
WIFE BRITNEY BURTON
CHILDREN CHARLIE, GRADY, ISAAC AND WILLIAM

BURTON'S CAREER

2005-08	Georgia Tech
	Graduate Assistant
2009	Oklahoma State
	Graduate Assistant
2010-12	UT Martin
	Assistant Coach (LB, Special Teams, Secondary)
2012-13	Shorter
	Defensive Coordinator/Defensive Backs
2014-16	West Alabama
	Assistant Coach
2017	NC State
	Defensive Quality Control Assistant
2018	Temple
	Assistant Coach (Defensive Backs)
2019-21	Georgia Tech
	Co-Defensive Coordinator/Safeties
2022	New Orleans Breakers (USFL)
	Assistant Coach (Secondary)
2023-present	Kennesaw State
	Defensive Coordinator





FOR THE RECORD

ALL-TIME RECORD VS. OPPONENTS

Opponent	Overall	Home	Away	Neutral	Streak	Last Meeting	Date
Alabama State	3-0	1-0	2-0	0-0	W3	W, 42-7	Sept. 14, 2019
Austin Peay	0-1	0-1	0-0	0-0	L1	L, 14-31	Nov. 12, 2022
Campbell	2-0	1-0	1-0	0-0	W2	W, 30-7	Oct. 23, 2021
Central Arkansas	0-1	0-1	0-0	0-0	L1	L, 24-51	Oct. 15, 2022
Charleston Southern	5-2	4-1	1-1	0-0	W5	W, 30-20	Oct. 29, 2022
Chattanooga	--	--	--	--	--	--	Sept. 9, 2023
Cincinnati	0-1	0-0	0-1	0-0	L1	W, 10-63	Sept. 10, 2022
Clark Atlanta	2-0	2-0	0-0	0-0	W2	W, 70-13	Sept. 22, 2018
Coastal Carolina	0-1	0-0	0-1	0-0	W1	L, 13-45	Nov. 14, 2015
Davidson	1-0	1-0	0-0	0-0	W1	W, 48-21	Nov. 27, 2021
Dayton	0-1	0-0	0-1	0-0	L1	L, 27-31	Sept. 26, 2015
Dixie State	1-0	1-0	0-0	0-0	W1	W, 37-27	March 20, 2021
Duquesne	1-0	0-0	1-0	0-0	W1	W, 36-28	Sept. 24, 2016
East Tennessee State	1-2	0-1	1-1	0-0	L2	L, 31-32	Dec. 4, 2021
Edward Waters	1-0	1-0	0-0	0-0	W1	W, 58-7	Sept. 12, 2015
Furman	1-0	0-0	1-0	0-0	W1	W, 52-42	Oct. 1, 2016
Gardner-Webb	6-0	4-0	2-0	0-0	W6	W, 34-30	Oct. 30, 2021
Georgia State	0-1	0-0	0-1	0-0	L1	L, 24-20	Aug. 30, 2018
Georgia Tech	0-1	0-0	0-1	0-0	L1	L, 45-17	Sept. 11, 2021
Hampton	2-0	0-0	2-0	0-0	W2	W, 34-15	Oct. 9, 2021
Jacksonville State	3-1	1-0	1-1	1-0	L1	L, 28-35 (OT)	Oct. 1, 2022
Kent State	0-1	0-0	0-1	0-0	L1	L, 26-23 (OT)	Sept. 7, 2019
Liberty	1-2	0-1	1-1	0-0	W1	W, 42-28	Oct. 14, 2017
Lincoln (Calif.)	--	--	--	--	--	--	Oct. 28, 2023
Missouri S&T	1-0	1-0	0-0	0-0	W1	W, 49-16	Oct. 8, 2016
Missouri State	1-0	0-0	1-0	0-0	W1	W, 35-24	Sept. 21, 2019
Monmouth	5-2	3-1	2-1	0-0	W1	W, 49-17	Nov. 20, 2021
Montana State	1-0	0-0	1-0	0-0	W1	W, 16-14	Nov. 4, 2017
North Alabama	3-0	2-0	1-0	0-0	W3	W, 40-34 (OT)	Oct. 8, 2022
North Carolina A&T	1-0	1-0	0-0	0-0	W1	W, 14-0	Oct. 16, 2021
North Greenville	1-0	1-0	0-0	0-0	W1	W, 38-34	Sept. 20, 2017
Point	3-0	3-0	0-0	0-0	W3	W, 59-0	Aug. 31, 2019
Presbyterian	4-1	2-0	2-1	0-0	W4	W, 55-10	Oct. 19, 2019
Reinhardt	2-0	2-0	0-0	0-0	W2	W, 35-25	Sept. 2, 2021
Robert Morris	2-0	1-0	1-0	0-0	W2	W, 45-21	Nov. 6, 2021
Sam Houston	0-1	0-0	0-1	0-0	L1	L, 27-34	Dec. 9, 2017
Samford	2-2	2-0	0-2	0-0	L1	L, 17-27	Sept. 1, 2022
Shorter	2-0	2-0	0-0	0-0	W2	W, 35-3	Feb. 27, 2021
South Dakota State	0-1	0-1	0-0	0-0	L1	L, 17-27	Dec. 8, 2018
Tennessee-Martin	1-0	0-0	1-0	0-0	W1	W, 44-27	Nov. 5, 2022
Tennessee Tech	3-0	2-0	1-0	0-0	W3	W, 33-30 (OT)	Oct. 22, 2022
Texas Southern	1-0	1-0	0-0	0-0	W1	W, 48-3	Oct. 7, 2017
Tusculum	--	--	--	--	--	--	Aug. 31, 2023
Virginia-Lynchburg	--	--	--	--	--	--	Nov. 11, 2023
Weber State	0-1	0-0	0-1	0-0	L1	L, 21-26	Dec. 7, 2019
Wofford	4-0	2-0	2-0	0-0	W4	W, 24-22	Sept. 24, 2022

ALL-TIME RECORD VS. CONFERENCES/DIVISIONS

Opponent	Overall	Home	Away	Neutral	Streak	Last Meeting	Date
FCS (Non-Conference)	24-9	13-3	10-5	1-0	W2	CSU, W 30-20	Oct. 29, 2022
ASUN (Non-Conference)	1-0	1-0	0-0	0-0	W1	J'Ville St., W 31-6	Oct. 2, 2021
Big Sky	1-1	1-1	0-0	0-0	L1	Weber St., L, 20-26	Dec. 7, 2019
Big South (Non-Conference)	1-0	1-0	0-0	0-0	W1	CSU, W 30-20	Oct. 29, 2022
Independents	3-0	2-0	1-0	0-0	W3	N. Alabama, W 41-17	Oct. 26, 2019
MVFC	1-1	0-1	1-0	0-0	W1	Missouri St., W 35-24	Sept. 21, 2019
NEC	1-0	0-0	1-0	0-0	W1	Duquesne, W 36-28	Sept. 24, 2016
OVC	6-0	2-0	3-0	1-0	W6	UT Martin, W 44-27	Nov. 5, 2022
Pioneer	1-1	1-0	0-1	0-0	W1	Davidson, W 48-21	Nov. 27, 2021
SoCon	7-4	4-1	3-3	0-0	W1	Wofford, W 24-22	Sept. 24, 2022
Southland	0-1	0-0	0-1	0-0	L1	Sam Houston, L 34-27	Dec. 9, 2017
SWAC	4-0	2-0	2-0	0-0	W4	Alabama St., W 42-7	Sept. 14, 2019
FBS	0-4	0-0	0-4	0-0	L4	Cincinnati, L 10-63	Sept. 10, 2022
American	0-1	0-0	0-1	0-0	L1	Cincinnati, L 10-63	Sept. 10, 2022
ACC	0-1	0-0	0-1	0-0	L1	GaTech, L 17-45	Sept. 11, 2021
Conference USA (Non-Conference)	--	--	--	--	--	--	--
MAC	0-1	0-0	0-1	0-0	L1	Kent State, L 23-26	Sept. 7, 2019
Sun Belt	0-1	0-0	0-1	0-0	L1	BaState, L 20-24	Aug. 30, 2018
NAIA	5-0	5-0	0-0	0-0	W5	Reinhardt, W 35-25	Sept. 2, 2021
Division II	7-0	7-0	0-0	0-0	W7	Clark Atlanta, W 70-13	Sept. 22, 2018

Records reflect conference affiliation on day of game played.





GAME-BY-GAME HISTORY

ALABAMA STATE (3-0)

Date	Result	Score	KSU Rank	Opp Rank	Attendance
Sept. 16, 2017	W (a)	20-14	--	--	11,000
Sept. 15, 2018	W (h)	62-13	7	--	8,799
Sept. 14, 2019	W (a)	42-7	7	--	15,887

AUSTIN PEAY (0-1)

Date	Result	Score	KSU Rank	Opp Rank	Attendance
Nov. 12, 2022	L (h)	14-31	--	RV	5,201

CAMPBELL (3-0)

Date	Result	Score	KSU Rank	Opp Rank	Attendance
Nov. 3, 2018	W (h)	49-0	2	--	6,012
Nov. 9, 2019	W (a)	38-35	11	--	5,039
Oct. 23, 2021	W (a)	30-7	11	--	5,977

CENTRAL ARKANSAS (0-1)

Date	Result	Score	KSU Rank	Opp Rank	Attendance
Oct. 15, 2022	L (h)	24-51	--	--	4,467

CHARLESTON SOUTHERN (5-2)

Date	Result	Score	KSU Rank	Opp Rank	Attendance
Nov. 7, 2015	L (h)	14-28	--	13	8,670
Nov. 19, 2016	L (a)	7-28	--	13	2,446
Nov. 11, 2017	W (h)	38-0	23	--	6,224
Oct. 27, 2018	W (a)	38-10	2	--	1,242
Oct. 12, 2019	W (h)	45-24	4	--	8,258
Mar. 13, 2021	W (h)	24-19	9	--	1,803
Oct. 29, 2022	W (h)	30-20	--	--	3,845
Sept. 30, 2023	--	--	--	--	--

CHATTANOOGA (0-0)

Date	Result	Score	KSU Rank	Opp Rank	Attendance
Sept. 9, 2023	--	--	--	--	--

CINCINNATI (0-1)

Date	Result	Score	KSU Rank	Opp Rank	Attendance
Sept. 10, 2022	L (a)	63-10	18	RV	39,014

CLARK ATLANTA (2-0)

Date	Result	Score	KSU Rank	Opp Rank	Attendance
Nov. 5, 2016	W (h)	56-0	--	--	6,916
Sept. 22, 2018	W (h)	70-13	5	--	6,009

COASTAL CAROLINA (0-1)

Date	Result	Score	KSU Rank	Opp Rank	Attendance
Nov. 14, 2015	L (a)	13-45	--	4	8,802

DAVIDSON (1-0)

Date	Result	Score	KSU Rank	Opp Rank	Attendance
Nov. 21, 2021	W (h)	48-21	4	--	2,764

DAYTON (0-1)

Date	Result	Score	KSU Rank	Opp Rank	Attendance
Sept. 26, 2015	L (a)	27-31	--	--	2,512

DIXIE STATE (1-0)

Date	Result	Score	KSU Rank	Opp Rank	Attendance
Mar. 13, 2020	W (h)	37-27	9	--	2,156

DUQUESNE (1-0)

Date	Result	Score	KSU Rank	Opp Rank	Attendance
Sept. 24, 2016	W (a)	36-28	--	--	2,658

EAST TENNESSEE STATE (1-2)

Date	Result	Score	KSU Rank	Opp Rank	Attendance
Sept. 3, 2015	W (a)	56-16	--	--	8,217
Sept. 3, 2016	L (ot) (h)	17-20	--	--	8,574
Dec. 4, 2021	L (a)	32-31	4	8	8,453

EDWARD WATERS (1-0)

Date	Result	Score	KSU Rank	Opp Rank	Attendance
Sept. 12, 2015	W (h)	58-7	--	--	9,506

FURMAN (1-0)

Date	Result	Score	KSU Rank	Opp Rank	Attendance
Oct. 1, 2016	W (a)	52-42	--	--	6,970
Sept. 16, 2023	--	--	--	--	--

GARDNER-WEBB (6-0)

Date	Result	Score	KSU Rank	Opp Rank	Attendance
Oct. 17, 2015	W (h)	12-7	--	--	8,732
Oct. 22, 2016	W (a)	47-39	--	--	2,450
Oct. 21, 2017	W (h)	17-3	--	--	6,954
Oct. 13, 2018	W (a)	58-17	3	--	4,150
Nov. 23, 2019	W (h)	42-14	9	--	4,383
Oct. 30, 2021	W (h)	34-30	10	--	4,041

GEORGIA STATE (0-1)

Date	Result	Score	KSU Rank	Opp Rank	Attendance
Aug. 30, 2018	L (a)	24-20	5	--	23,088

GEORGIA TECH (0-1)

Date	Result	Score	KSU Rank	Opp Rank	Attendance
Sept. 11, 2021	L (a)	45-17	22	--	35,195

HAMPTON (2-0)

Date	Result	Score	KSU Rank	Opp Rank	Attendance
Nov. 16, 2019	W (a)	50-7	11	--	3,612
Oct. 9, 2021	W (a)	34-15	17	--	3,983

JACKSONVILLE STATE (3-1)

Date	Result	Score	KSU Rank	Opp Rank	Attendance
Dec. 2, 2017	W (a)	17-7	16	2	17,412
Nov. 17, 2018	W (n)	60-52	2	7	16,949
Oct. 2, 2021	W (h)	31-6	20	17	7,476
Oct. 1, 2022	L (a)	28-35	RV	--	19,654

KENT STATE (0-1)

Date	Result	Score	KSU Rank	Opp Rank	Attendance
Sept. 7, 2019	L (a)	26-23 (OT)	7	--	18,679

LIBERTY (1-2)

Date	Result	Score	KSU Rank	Opp Rank	Attendance
Oct. 24, 2015	L (a)	35-45	--	--	20,393
Oct. 15, 2016	L (h)	21-36	--	--	8,803
Oct. 14, 2017	W (a)	42-28	--	--	17,726

LINCOLN (CALIF.) (0-0)

Date	Result	Score	KSU Rank	Opp Rank	Attendance
Oct. 28, 2023	--	--	--	--	--

MISSOURI S&T (1-0)

Date	Result	Score	KSU Rank	Opp Rank	Attendance
Oct. 8, 2016	W (h)	49-16	--	--	6,775

MISSOURI STATE (1-0)

Date	Result	Score	KSU Rank	Opp Rank	Attendance
Sept. 21, 2019	W (a)	35-24	7	--	11,424





GAME-BY-GAME HISTORY

MONMOUTH (5-2)

Date	Result	Score	KSU Rank	Opp Rank	Attendance
Oct. 31, 2015	W (h)	23-13	--	--	8,668
Oct. 29, 2016	W (a)	49-17	--	--	3,869
Nov. 18, 2017	W (h)	52-21	21	22	6,808
Nov. 10, 2018	W (a)	51-14	2	--	2,332
Nov. 2, 2019	L (h)	45-21	4	--	4,464
April 10, 2021	L (a)	17-42	7	20	928
Nov. 20, 2021	W (h)	49-17	5	24	4,630

MONTANA STATE (1-0)

Date	Result	Score	KSU Rank	Opp Rank	Attendance
Nov. 4, 2017	W (a)	16-14	25	--	16,337

NORTH ALABAMA (3-0)

Date	Result	Score	KSU Rank	Opp Rank	Attendance
Oct. 26, 2019	W (h)	41-17	4	--	4,845
Nov. 13, 2021	W (a)	28-24	5	--	7,032
Oct. 8, 2022	W (h)	40-34 (OT)	--	--	4,505

NORTH CAROLINA A&T (1-0)

Date	Result	Score	KSU Rank	Opp Rank	Attendance
Oct. 16, 2021	W (h)	14-0	13	RV	9,556

NORTH GREENVILLE (1-0)

Date	Result	Score	KSU Rank	Opp Rank	Attendance
Sept. 30, 2017	W (h)	38-34	--	--	6,161

POINT (3-0)

Date	Result	Score	KSU Rank	Opp Rank	Attendance
Oct. 10, 2015	W (h)	56-17	--	--	8,680
Sept. 10, 2016	W (h)	49-3	--	--	8,354
Aug. 31, 2019	W (h)	59-0	9	--	6,621

PRESBYTERIAN (4-1)

Date	Result	Score	KSU Rank	Opp Rank	Attendance
Nov. 21, 2015	L (a)	6-14	--	--	3,577
Nov. 12, 2016	W (h)	45-10	22	--	7,186
Oct. 28, 2017	W (a)	28-0	--	--	2,804
Oct. 6, 2018	W (h)	56-0	4	--	6,414
Oct. 19, 2019	W (a)	55-10	4	--	1,635

REINHARDT (2-0)

Date	Result	Score	KSU Rank	Opp Rank	Attendance
Sept. 28, 2019	W (h)	31-7	4	--	6,978
Sept. 2, 2021	W (h)	35-25	20	--	6,348

ROBERT MORRIS (2-0)

Date	Result	Score	KSU Rank	Opp Rank	Attendance
April 3, 2021	W (h)	35-0	7	--	2,065
Nov. 6, 2021	W (a)	45-21	8	--	2,144

SAM HOUSTON (0-1)

Date	Result	Score	KSU Rank	Opp Rank	Attendance
Dec. 9, 2017	L (a)	27-34	16	6	5,725
Nov. 4, 2023	--	--	--	--	--

SAMFORD (2-2)

Date	Result	Score	KSU Rank	Opp Rank	Attendance
Aug. 31, 2017	L (a)	23-28	--	19	4,908
Nov. 25, 2017	W (h)	28-17	16	14	5,566
Sept. 29, 2018	W (h)	24-10	4	--	6,304
Sept. 1, 2022	L (a)	17-27	6	--	5,333

SHORTER (2-0)

Date	Result	Score	KSU Rank	Opp Rank	Attendance
Sept. 19, 2015	W (h)	18-10	--	--	8,664
Feb. 27, 2021	W (h)	35-3	8	--	2,026

#GOLDSTANDARD

SOUTH DAKOTA STATE (0-1)

Date	Result	Score	KSU Rank	Opp Rank	Attendance
Dec. 8, 2018	L (h)	27-17	4	5	3,242

TENNESSEE-MARTIN (1-0)

Date	Result	Score	KSU Rank	Opp Rank	Attendance
Nov. 5, 2022	W (a)	44-27	--	15	3,408

TENNESSEE STATE (0-0)

Date	Result	Score	KSU Rank	Opp Rank	Attendance
Oct. 7, 2023	--	--	--	--	--

TENNESSEE TECH (3-0)

Date	Result	Score	KSU Rank	Opp Rank	Attendance
Sept. 9, 2017	W (h)	27-14	--	--	8,418
Sept. 6, 2018	W (a)	49-10	7	--	4,188
Oct. 22, 2022	W (h)	33-30 (OT)	--	--	7,906
Sept. 23, 2023	--	--	--	--	--

TEXAS SOUTHERN (1-0)

Date	Result	Score	KSU Rank	Opp Rank	Attendance
Oct. 7, 2017	W (h)	48-3	--	--	6,743

TUSCULUM (0-0)

Date	Result	Score	KSU Rank	Opp Rank	Attendance
Aug. 31, 2023	--	--	--	--	--

VIRGINIA-LYNCHBURG (0-0)

Date	Result	Score	KSU Rank	Opp Rank	Attendance
Nov. 11, 2023	--	--	--	--	--

WEBER STATE (0-1)

Date	Result	Score	KSU Rank	Opp Rank	Attendance
Dec. 7, 2019	L (a)	26-20	9	3	5,422

WOFFORD (4-0)

Date	Result	Score	KSU Rank	Opp Rank	Attendance
Dec. 1, 2018	W (h)	13-10	4	12	3,515
Nov. 30, 2019	W (a)	28-21	9	11	1,992
Sept. 18, 2021	W (a)	31-10	24	--	4,597
Sept. 24, 2022	W (h)	24-22	RV	--	7,830





YEAR-BY-YEAR HISTORY

2015

Head Coach Brian Bohannon
6-5; 2-4 Big South; Home: 5-1; Away: 1-4

Date	Result	Score	Opponent	KSU Rk	Opp Rk	Record	Att
Sept. 3	W	56-16	at East Tennessee State	--	--	1-0	8,217
Sept. 12	W	58-7	Edward Waters	--	--	2-0	9,506
Sept. 19	W	18-10	Shorter	--	--	3-0	8,664
Sept. 26	L	27-31	at Dayton	--	--	3-1	2,512
Oct. 10	W	56-17	Point	--	--	4-1	8,680
Oct. 17	W	12-7	Gardner-Webb*	--	--	5-1	8,732
Oct. 24	L	35-45	at Liberty*	--	--	5-2	20,393
Oct. 31	W	23-13	Monmouth*	--	--	6-2	8,668
Nov. 7	L	14-28	Charleston Southern*	--	13	6-3	8,670
Nov. 14	L	13-45	at Coastal Carolina*	--	4	6-4	8,802
Nov. 21	L	6-14	at Presbyterian*	--	--	6-5	3,577

2016

Head Coach Brian Bohannon
8-3; 3-2 Big South; Home: 4-2; Away: 4-1

Date	Result	Score	Opponent	KSU Rk	Opp Rk	Record	Att
Sept. 3	L (OT)	17-20	East Tennessee State	--	--	0-1	8,574
Sept. 10	W	49-3	Point	--	--	1-1	8,354
Sept. 24	W	36-28	at Duquesne	--	--	2-1	2,658
Oct. 1	W	52-42	at Furman	--	--	3-1	6,970
Oct. 8	W	49-16	Missouri S&T	--	--	4-1	6,775
Oct. 15	L	21-36	Liberty*	--	--	4-2	8,803
Oct. 22	W	47-39	at Gardner-Webb*	--	--	5-2	2,450
Oct. 29	W	49-17	at Monmouth*	--	--	6-2	3,869
Nov. 5	W	56-0	Clark Atlanta	--	--	7-2	6,916
Nov. 12	W	45-10	Presbyterian*	22	--	8-2	7,186
Nov. 19	L	7-28	at Charleston Southern*	--	13	8-3	2,446

2017

Head Coach Brian Bohannon
12-2; 5-0 Big South; Home: 7-0; Away: 5-2 - Big South Conference Champions

Date	Result	Score	Opponent	KSU Rk	Opp Rk	Record	Att
Aug. 31	L	23-28	at Samford	--	19	0-1	4,908
Sept. 9	W	27-14	Tennessee Tech	--	--	1-1	8,418
Sept. 16	W	20-14	at Alabama State	--	--	2-1	11,000
Sept. 30	W	38-34	North Greenville	--	--	3-1	6,161
Oct. 7	W	48-3	Texas Southern	--	--	4-1	6,743
Oct. 14	W	42-28	at Liberty*	--	--	5-1	17,726
Oct. 21	W	17-3	Gardner-Webb*	--	--	6-1	6,954
Oct. 28	W	28-0	at Presbyterian*	--	--	7-1	2,804
Nov. 4	W	16-14	at Montana State	25	--	8-1	16,337
Nov. 11	W	38-0	Charleston Southern*	23	--	9-1	6,224
Nov. 18	W	52-21	Monmouth*	21	22	10-1	6,808
Nov. 25	W	28-17	Samford&	16	14	11-1	5,566
Dec. 2	W	17-7	at Jacksonville State&	16	2	12-1	17,412
Dec. 9	L	27-34	at Sam Houston State%	16	6	12-2	5,625

& - FCS Playoffs - Round 1-2
% - FCS Playoffs - Quarterfinals

2018

Head Coach Brian Bohannon
11-2; 5-0 Big South; Home: 6-1; Away: 4-1; Neutral: 1-0 - Big South Conference Champions

Date	Result	Score	Opponent	KSU Rk	Opp Rk	Record	Att
Aug. 30	L	4-20	at Georgia State	5	-	0-1	23,088
Sept. 6	W	49-10	at Tennessee Tech	7	-	1-1	4,118
Sept. 15	W	62-13	vs. Alabama State	7	-	2-1	8,799
Sept. 22	W	70-13	vs. Clark Atlanta	5	-	3-1	6,009
Sept. 29	W	24-10	vs. Samford	4	-	4-1	6,304
Oct. 6	W	56-0	vs. Presbyterian*	4	-	5-1	6,414
Oct. 13	W	56-17	at Gardner-Webb*	3	-	6-1	4,150
Oct. 27	W	38-10	at Charleston Southern*	2	-	7-1	1,242
Nov. 3	W	49-0	vs. Campbell*	2	-	8-1	6,012
Nov. 10	W	51-14	at Monmouth*	2	-	9-1	2,332
Nov. 17	W (SOT)	60-52	vs. Jacksonville State	2	7	10-1	16,949
Dec. 1	W	13-10	vs. Wofford#	4	12	11-1	3,515
Dec. 8	L	27-17	vs. South Dakota State%	4	5	11-2	3,242

- FCS Playoffs - Round 2
% - FCS Playoffs - Quarterfinals

2019

Head Coach Brian Bohannon
11-3; 5-1 Big South; Home: 6-1; Away: 6-1

Date	Result	Score	Opponent	KSU Rk	Opp Rk	Record	Att
Aug. 31	W	59-0	Point	9	-	1-0	6,621
Sept. 7	L (OT)	26-23	at Kent State	7	-	1-1	18,679
Sept. 14	W	42-7	at Alabama State	7	-	2-1	15,887
Sept. 21	W	35-24	at Missouri State	7	-	3-1	11,421
Sept. 28	W	31-7	Reinhardt	4	-	4-1	6,978
Oct. 12	W	45-23	Charleston Southern*	4	-	5-1	8,258
Oct. 19	W	55-10	at Presbyterian*	4	-	6-1	1,635
Oct. 26	W	41-17	North Alabama	4	-	7-1	4,546
Nov. 2	L	45-21	Monmouth*	4	-	7-2	4,464
Nov. 9	W	38-35	at Campbell*	11	-	8-2	5,039
Nov. 16	W	50-7	at Hampton*	11	-	9-2	3,612
Nov. 23	W	42-14	Gardner-Webb*	9	-	10-2	4,383
Nov. 30	W	28-21	at Wofford&	9	11	11-2	1,992
Dec. 7	L	26-20	at Weber State#	9	3	11-3	5,422

& - FCS Playoffs - Round 1
- FCS Playoffs - Round 2





YEAR-BY-YEAR HISTORY

SPRING 2021

Head Coach Brian Bohannon
4-1; 2-1 Big South; Home: 4-0; Away: 0-1

Date	Result	Score	Opponent	KSU Rk	Opp Rk	Record	Att
Feb. 27	W	35-3	Shorter University	8	--	1-0	2,027
Mar. 13	W	24-19	Charleston Southern*	9	--	2-0	1,803
Mar. 20	W	37-27	Dixie State	9	--	3-0	2,156
Apr. 3	W	35-0	Robert Morris*	7	--	4-0	2,065
Apr. 10	L	42-17	at Monmouth*	7	20	4-1	928

FALL 2021

Head Coach Brian Bohannon
11-2; 7-0 Big South; Home: 6-0; Away: 5-2 - Big South Conference Champions

Date	Result	Score	Opponent	KSU Rk	Opp Rk	Record	Att
Sept. 2	W	35-25	Reinhardt	20	--	1-0	6,348
Sept. 11	L	45-17	at Georgia Tech	22	--	1-1	35,195
Sept. 18	W	31-10	at Wofford	24	--	2-1	4,597
Oct. 2	W	31-6	Jacksonville State	20	17	3-1	7,476
Oct. 9	W	34-15	at Hampton*	17	--	4-1	3,983
Oct. 16	W	14-0	North Carolina A&T*	13	RV	5-1	9,556
Oct. 23	W	30-7	at Campbell*	11	--	6-1	5,977
Oct. 30	W	34-30	Gardner-Webb*	10	--	7-1	4,041
Nov. 6	W	45-21	at Robert Morris*	8	--	8-1	2,144
Nov. 13	W	28-24	at North Alabama*	5	--	9-1	7,032
Nov. 20	W	49-17	vs. Monmouth*	5	24	10-1	4,630
Nov. 27	W	48-21	vs. Davidson&	4	--	11-1	2,764
Dec. 4	L	32-31	at ETSU#	4	8	11-2	8,453

& - FCS Playoffs - Round 1
- FCS Playoffs - Round 2

2022

Head Coach Brian Bohannon
5-6; 1-4 ASUN Conference; Home: 4-2; Away: 1-4

Date	Result	Score	Opponent	KSU Rk	Opp Rk	Record	Att
Sept. 1	L	17-27	at Samford	6	--	0-1	5,333
Sept. 10	L	10-63	at RV Cincinnati	18	--	0-2	39,014
Sept. 24	W	24-22	Wofford	RV	--	1-2	7,830
Oct. 1	L (OT)	28-35	at Jacksonville State	RV	--	1-3	19,654
Oct. 8	W (2OT)	40-34	North Alabama	--	--	2-3	4,505
Oct. 15	L	24-51	Central Arkansas	--	--	2-4	4,467
Oct. 22	W (OT)	33-30	Tennessee Tech	--	--	3-4	7,906
Oct. 29	W	30-20	Charleston Southern	--	--	4-4	3,845
Nov. 5	W	44-27	at UT Martin	--	15	5-4	3,408
Nov. 12	L	14-31	Austin Peay	--	RV	5-5	5,201
Nov. 19	L	38-45	at Eastern Kentucky	--	--	5-6	7,503

2023

Head Coach Brian Bohannon
0-0; Home: 0-0; Away: 0-0

Date	Result	Score	Opponent	KSU Rk	Opp Rk	Record	Att
Aug. 31			Tusculum	--	--	0-0	
Sept. 9			at Chattanooga	--	--		
Sept. 16			Furman	--	--		
Sept. 23			at Tennessee Tech	--	--		
Sept. 30			at Charleston Southern	--	--		
Oct. 7			Tennessee State	--	--		
Oct. 28			Lincoln (Calif.)	--	--		
Nov. 4			at Sam Houston	--	--		
Nov. 11			Virginia-Lynchburg	--	--		

2024

Head Coach Brian Bohannon
0-0; Home: 0-0; Away: 0-0

Date	Result	Score	Opponent	KSU Rk	Opp Rk	Record	Att
Aug. 31			at UTSA	--	--	0-0	--
Sept. 14			at San Jose State	--	--	--	--





SINGLE GAME RECORDS

SCORING

Most Points Scored	70 vs. Clark Atlanta, Sept. 22, 2018
Conference	56 at Gardner-Webb, Nov. 13, 2018
Most Points in a Half	52 (1st) vs. Edward Waters, Sept. 12, 2015
Conference	40 (1st) at Gardner-Webb, Oct. 22, 2016
Most Points in a Quarter	35 (1st) vs. Edward Waters, Sept. 12, 2015
Conference	21, 5x, most recent (1st) vs. Robert Morris April 3, 2021
Most Points in Home Game	70 vs. Clark Atlanta, Sept. 22, 2018
Conference	56 at Gardner-Webb, Nov. 13, 2018
Most Points in Road Game	56 at Gardner-Webb, Nov. 13, 2018
Conference	56 at East Tennessee State, Sept. 3, 2015
Conference	56 at Gardner-Webb, Nov. 13, 2018
Most Points vs. Ranked Team	60 vs. Jacksonville State, Nov. 17, 2018
Conference	52 vs. Monmouth, Nov. 18, 2017
Largest Margin of Victory	59 (59-0) vs. Point University, Aug. 31, 2019
Conference	56 (56-0) at Gardner-Webb, Nov. 13, 2018
Largest Lead After First Quarter	35 (35-0) vs. Edward Waters, Sept. 12, 2015
Conference	21 (21-0) vs. Robert Morris April 3, 2021
Largest Lead at Halftime	52 (52-0) vs. Edward Waters, Sept. 12, 2015
Conference	31 at Hampton, Nov. 16, 2019
Largest Lead After Third Quarter	58 (58-0) vs. Edward Waters, Sept. 12, 2015
Conference	42 (42-0) vs. Presbyterian, Oct. 6, 2018
Most Points in a Win	70 vs. Clark Atlanta, Sept. 22, 2018
Conference	56 2x, last vs. Presbyterian, Oct. 13, 2018
Fewest Points in a Win	12 vs. Gardner-Webb, Oct. 17, 2015
Conference	12 vs. Gardner-Webb, Oct. 17, 2015
Most Points in a Loss	35 at Liberty, Oct. 24, 2015
Conference	35 at Liberty, Oct. 24, 2015
Fewest Points in a Loss	6 at Presbyterian, Nov. 21, 2015
Conference	6 at Presbyterian, Nov. 21, 2015
Largest Deficit Overcome in a Win	14 (14-0) at North Alabama, Nov. 13, 2021
Conference	14 (14-0) at North Alabama, Nov. 13, 2021
Largest Margin of Defeat	32 (13-45) at Coastal Carolina, Nov. 14, 2015
Conference	32 (13-45) at Coastal Carolina, Nov. 21, 2015
Most Two-Point Conversions	2 vs. Jacksonville State, Nov. 17, 2018
Conference	1 vs. Charleston Southern, Sept. 19, 2015
Conference	1 at Gardner-Webb, Oct. 22, 2016
Most Two-Point Conversion Attempts	2 vs. Jacksonville State, Nov. 17, 2018
Conference	2 at Gardner-Webb, Oct. 22, 2016
Most Safeties Recorded	-
Most Different Players to Score a TD	7 at East Tennessee State, Sept. 3, 2015
Conference	7 vs. Clark Atlanta, Nov. 5, 2016
Most Different Players to Rush for a TD	6 vs. Clark Atlanta, Nov. 5, 2016
Most Different Players to Catch a TD Pass	4 vs. Presbyterian, Nov. 12, 2016
Most Different Players to Throw a TD Pass	2 at Liberty, Oct. 24, 2015
Conference	2 vs. Point, Sept. 10, 2016
Conference	2 vs. Presbyterian, Nov. 12, 2016
Conference	2 vs. Point University, Aug. 31, 2019

TOUCHDOWNS

Most Touchdowns	8 (6x) last vs. Point University, Aug. 31, 2019
Conference	7 (7x) last at Hampton, Nov. 16, 2019
Most Rushing Touchdowns	7 (3x) last at Monmouth, Nov. 10, 2018
Conference	7 (2x) last at Monmouth, Nov. 10, 2018
Most Passing Touchdowns	4 vs. Presbyterian, Nov. 12, 2016
Conference	4 vs. Presbyterian, Nov. 12, 2016
Most Defensive Touchdowns	2 (2x) last vs. Clark Atlanta, Sept. 22, 2018
Conference	1 (3x) last at Presbyterian, Oct. 19, 2019
Most Punt Return Touchdowns	1 (2x) last at Alabama State, Sept. 14, 2019
Most Kickoff Return Touchdowns	1 vs. Texas Southern (97 yards), Oct. 7, 2017
Conference	1 (2x) last vs. Campbell (84 yards), Nov. 3, 2019
Most Interception Return Touchdowns	2 vs. Clark Atlanta, Sept. 22, 2018
Most Fumble Return Touchdowns	2 vs. Edward Waters, Sept. 12, 2015





SINGLE GAME RECORDS

RUSHING

Most Rushing Attempts	77 at Liberty, Oct. 14, 2017
Conference	77 at Liberty, Oct. 14, 2017
Fewest Rushing Attempts	25 vs. Reinhardt, Sept. 2, 2021
Conference	37 vs. Charleston Southern, Nov. 7, 2015
Most Rushing Yards	507 at Tennessee Tech, Sept. 6, 2018
Conference	498 at Liberty, Oct. 14, 2017
Fewest Rushing Yards	113 vs. Charleston Southern, Nov. 7, 2015
Conference	113 vs. Charleston Southern, Nov. 7, 2015
Most Yards Per Rush Attempt	10.9 at Missouri State, Sept. 21, 2019
Conference	7.4 at Monmouth, Oct. 29, 2016
Fewest Third-Down Conversions	1 (2x) last at Campbell, Nov. 9, 2019
Best Third-Down Conversion Pct.	80.0 (12/15) vs. Point, Oct. 10, 2015
	80.0 (12/15) vs. Monmouth, Oct. 31, 2015
Most Fourth-Down Conversions	5 vs. Charleston Southern, March 13, 2021
Most Fourth-Down Attempts	7 vs. Charleston Southern, March 13, 2021
Highest Time of Possession	40:20 vs. Charleston Southern, March 13, 2021
Lowest Time of Possession	24:16 at Missouri State, Sept. 21, 2019
Highest Time of Possession Margin	+20:40 vs. Charleston Southern, March 13, 2021
Longest Scoring Drive (Plays)	20 plays (10:03) at Montana State, Nov. 4, 2017
Longest Scoring Drive (Time)	10:47 (19 plays) vs. Gardner-Webb, Oct. 17, 2015

PASSING

Most Pass Attempts	30 vs. Central Arkansas, Oct. 15, 2022
Conference	30 vs. Central Arkansas, Oct. 15, 2022
Fewest Pass Attempts	3 vs. Robert Morris, April 3, 2021
	3 vs. Shorter, Feb. 27, 2021
Conference	3 vs. Edward Waters, Sept. 12, 2015
	3 vs. Robert Morris, April 3, 2021
Most Pass Completions	15 vs. Tennessee Tech, Oct. 22, 2022
Conference	14 vs. Central Arkansas, Oct. 15, 2022
Fewest Pass Completions	0 vs. North Alabama, Oct. 26, 2019
Conference	2 (2x) last at Hampton, Nov. 16, 2019
Highest Completion Pct.	85.7 (6-7) vs. Point University, Aug. 31, 2019
Conference	83.3 (5-6) at Presbyterian, Oct. 19, 2019
Most Passing Yards	312 at Duquesne, Sept. 24, 2016
Conference	224 vs. Presbyterian, Nov. 12, 2016
Fewest Passing Yards	0 vs. North Alabama, Oct. 26, 2019
Conference	9 at Liberty, Oct. 14, 2017
Most Interceptions Thrown	4 at Charleston Southern, Nov. 19, 2016
Conference	4 at Charleston Southern, Nov. 19, 2016
Most Yards Per Pass Completion	38.3 vs. Monmouth, Nov. 2, 2019
Conference	66.5 at Hampton, Nov. 16, 2019
Most Yards Per Pass Attempt	26.6 at Hampton, Nov. 16, 2019
Conference	26.6 at Hampton, Nov. 16, 2019
Highest Pass Efficiency	354.7 vs. Presbyterian, Nov. 12, 2016
Conference	354.7 vs. Presbyterian, Nov. 12, 2016

TOTAL OFFENSE

Most Offensive Plays	87 at Kent State, Sept. 7, 2019
Conference	87 vs. North Alabama, Oct. 8, 2022
Conference	87 vs. North Alabama, Oct. 8, 2022
Most Total Offense Yards	699 vs. Point, Oct. 10, 2015
Conference	637 vs. Presbyterian, Oct. 6, 2018
Fewest Total Offense Yards	264 vs. Reinhardt, Sept. 28, 2019
Conference	270 at Charleston Southern, Nov. 19, 2016
Most Total Offense Per Play	10.1 at Missouri State, Sept. 21, 2019
Conference	8.5 vs. Presbyterian, Nov. 12, 2016
Most All-Purpose Yards	791 vs. Point, Oct. 10, 2015
Conference	646 vs. Presbyterian, Oct. 6, 2018
Most First Downs	34 vs. Presbyterian, Oct. 6, 2018
Conference	34 vs. Presbyterian, Oct. 6, 2018
Fewest First Downs	9 vs. Reinhardt, Sept. 28, 2019
Conference	13 vs. Charleston Southern, Nov. 7, 2015
Most First Downs by Rushing	26 vs. North Alabama, Oct. 26, 2019
Conference	25 (3x), last vs. Presbyterian, Oct. 6, 2018
Most First Downs by Passing	11 at Duquesne, Sept. 24, 2016
Conference	9 at Coastal Carolina, Nov. 14, 2015
Biggest First Down Margin	27 (34-7) vs. Presbyterian, Oct. 6, 2018
Most Third-Down Conversions	12 vs. Point, Oct. 10, 2015
	12 vs. Monmouth, Oct. 31, 2015
Most Third-Down Attempts	22 at Kent State, Sept. 7, 2019
Fewest Third-Down Conversions	1 (2x) last at Campbell, Nov. 9, 2019
Best Third-Down Conversion Pct.	80.0 (12/15) vs. Point, Oct. 10, 2015
	80.0 (12/15) vs. Monmouth, Oct. 31, 2015
Most Fourth-Down Conversions	5 vs. Charleston Southern, March 13, 2021
Most Fourth-Down Attempts	7 vs. Charleston Southern, March 13, 2021
Highest Time of Possession	40:20 vs. Charleston Southern, March 13, 2021
Lowest Time of Possession	24:16 at Missouri State, Sept. 21, 2019
Highest Time of Possession Margin	+20:40 vs. Charleston Southern, March 13, 2021
Longest Scoring Drive (Plays)	20 plays (10:03) at Montana State, Nov. 4, 2017
Longest Scoring Drive (Time)	10:47 (19 plays) vs. Gardner-Webb, Oct. 17, 2015





SINGLE GAME RECORDS

TOTAL OFFENSE

Biggest First Down Margin	27 (34-7) vs. Presbyterian, Oct. 6, 2018
Most Third-Down Conversions	12 vs. Point, Oct. 10, 2015
.....	12 vs. Monmouth, Oct. 31, 2015
Most Third-Down Attempts	22 at Kent State, Sept. 7, 2019
Fewest Third-Down Conversions	1 (2x) last at Campbell, Nov. 9, 2019
Best Third-Down Conversion Pct.	80.0 (12/15) vs. Point, Oct. 10, 2015
.....	80.0 (12/15) vs. Monmouth, Oct. 31, 2015
Most Fourth-Down Conversions	5 vs. Charleston Southern, March 13, 2021
Most Fourth-Down Attempts	7 vs. Charleston Southern, March 13, 2021
Highest Time of Possession	40:20 vs. Charleston Southern, March 13, 2021
Lowest Time of Possession	24:16 at Missouri State, Sept 21, 2019
Highest Time of Possession Margin	+20:40 vs. Charleston Southern, March 13, 2021
Longest Scoring Drive (Plays)	20 plays (10:03) at Montana State, Nov 4, 2017
Longest Scoring Drive (Time)	10:47 (19 plays) vs. Gardner-Webb, Oct. 17, 2015

KICKING/PUNTING

Most Points by Kicking	12 (3x), last vs. Texas Southern, Oct. 7, 2017
Conference	12 vs. Gardner-Webb, Oct. 17, 2015
Most Field Goals Made	4 (2x), last vs. Gardner-Webb, Oct. 17, 2015
Conference	4 vs. Gardner-Webb, Oct. 17, 2015
Most Field Goals Attempted	7 vs. Shorter, Sept. 19, 2015
Conference	4 vs. Gardner-Webb, Oct. 17, 2015
Most Field Goals Missed	3 vs. Shorter, Sept. 19, 2015
Most PATs Made	8 (4x), last vs. Point, Aug. 31, 2019
Conference	7 (3x), last at Presbyterian, Oct. 19, 2019
Most PATs Missed	2 at Gardner-Webb, Oct. 22, 2016
Most Punts	7 vs. Charleston Southern, Nov. 7, 2015
Highest Punting Average (min. 2)	53.5 vs. Presbyterian, Nov. 12, 2016

RETURNS

Most Kickoff Returns	7 vs Coastal Carolina, Nov. 14, 2015
.....	6 vs. Liberty, Oct. 15, 2016
.....	6 vs. Charleston Southern, Oct. 12, 2019
Most Kickoff Return Yards	167 (5 att.) at Campbell, Nov. 9, 2019
Highest Kickoff Return Avg. (min. 2)	67.5 (135/2) at Gardner-Webb, Oct. 13, 2018
Most Punt Returns	6 vs. Texas Southern, Oct. 7, 2017
Most Punt Return Yards	117 vs. Charleston Southern, Oct. 29, 2022
Highest Punt Return Average	29 (117/4) vs. Charleston Southern, Oct. 29, 2022

TURNOVERS

Most Turnovers Gained	5 (3x), last at UT Martin, Nov. 5, 2022
Conference	5 vs. Jacksonville State, Oct. 1, 2022
Most Turnovers Lost	4 at Presbyterian, Nov. 21, 2015
.....	4 at Charleston Southern, Nov. 19, 2016
Most Interceptions Lost	4 at Charleston Southern, Nov. 19, 2016
Most Fumbles	4 (Three times, last: at Jacksonville State, 2022)
Most Fumbles Lost	2 (10x), last vs. North Alabama, Oct. 8, 2022
Most Points Off Turnovers	27 at Presbyterian, Oct. 19, 2019

PENALTIES

Most Penalties	14 vs. Gardner-Webb, Sept. 21, 2017
Fewest Penalties	0 at Cincinnati, Sept. 10, 2022
Most Penalty Yards	122 vs. Presbyterian, Oct. 6, 2018
.....	122 vs. Charleston Southern, Oct. 12, 2019
Fewest Penalty Yards	0 at Cincinnati, Sept. 10, 2022





SINGLE GAME RECORDS

DEFENSE

Most Interceptions Gained	5 at UT Martin, Nov. 5, 2022
Conference	3 (2x), last at Hampton, Nov. 16, 2019
Most Interception Return Yards	130 vs Clark Atlanta, Sept. 22, 2018
Conference	75 vs. Robert Morris, Apr. 3, 2021
Most Tackles	95 at Dayton, Oct. 26, 2015
Conference	72 at Campbell, Nov. 9, 2019
Most Tackles for Loss	14 at Alabama State, Sept. 14, 2019
Conference	12.0 vs. Gardner-Webb, Nov. 23, 2019
Most Sacks	5 (2x), last vs. Gardner-Webb, Nov. 23, 2019
Conference	5 vs. Gardner-Webb, Nov. 23, 2019
Most Opponent Fumbles	6 vs. Edward Waters, Sept. 3, 2015
Conference	4 at Monmouth, Oct. 29, 2016
Most Opponent Fumbles Recovered	3 (3x), last vs. Shorter, Oct. 19, 2019
Conference	3 (2x), last at Presbyterian, Oct. 19, 2019
Fewest Total Offense Yards Allowed	102 vs. Reinhardt, Sept. 28, 2019
Conference	121 vs. Campbell, Nov. 3, 2018
Most Total Offense Yards Allowed	543 vs. Central Arkansas, Oct. 15, 2022
Conference	543 vs. Central Arkansas, Oct. 15, 2022
Fewest First Downs Allowed	5 (2x), last vs. Reinhardt, Sept. 28, 2019
Conference	7 at Presbyterian, Nov. 21, 2015
Most First Downs Allowed	31 vs. Central Arkansas, Oct. 15, 2022
Conference	31 vs. Central Arkansas, Oct. 15, 2022
Fewest Rushing Yards Allowed	18 vs. Presbyterian, Oct. 6, 2018
Conference	18 vs. Presbyterian, Oct. 6, 2018
Most Rushing Yards Allowed	287 at Dayton, Sept. 26, 2015
Conference	279 at Gardner-Webb, Oct. 22, 2016
Fewest Passing Yards Allowed	41 vs. Edward Waters, Sept. 12, 2015
Conference	51 vs. Robert Morris, Apr. 3, 2021
Most Passing Yards Allowed	396 vs. Samford, Nov. 25, 2017
Conference	347 vs. Central Arkansas, Oct. 15, 2022
Fewest Completions Allowed	4 (3x) last vs. Campbell, Nov 3, 2018
Conference	4 (2x) last vs. Campbell, Nov 3, 2018
Most Completions Allowed	39 vs. Samford, Nov. 25, 2017
Conference	23 vs. North Alabama, Oct. 26, 2019
Fewest Opponent Pass Attempts	6 at Charleston Southern, Nov. 19, 2016
Conference	6 at Charleston Southern, Nov. 19, 2016
Most Opponent Pass Attempts	66 vs. Samford, Nov. 25, 2017
Conference	36 vs. Gardner-Webb, Nov. 23, 2019
Fewest Points Allowed	0 (7x), last s. Robert Morris, Apr. 3, 2021
Conference	0 (5x), last s. Robert Morris, Apr. 3, 2021
Most Points Allowed	52 vs. Jacksonville State, Nov. 17, 2018
Conference	51 vs. Central Arkansas, Oct. 15, 2022
Most Safeties Allowed	-
Most Kicks Blocked	2 (12), last vs. Gardner-Webb, Nov. 23, 2019
Most Punts Blocked	1 (9x), vs. Charleston Southern, Mar. 13, 2021
Most Field Goals Blocked	1 (3x), vs. Dixie State, Mar. 20, 2021
Most PATs Blocked	1, vs. Charleston Southern, Mar. 13, 2021





SINGLE GAME RECORDS

RUSHING

Most Attempts.....39 (Jonathan Murphy at Jacksonville State, 2022)
 Most Yards..... 221 (Bronson Rechsteiner at Missouri State, 2019)
 Most TDs..... 4 (Five times, last: Xavier Shepherd vs. Davidson, 2021)
 Yards per Attempt (min. 10).....22.1 (Bronson Rechsteiner at Missouri State, 2019)
 Most Yards by a QB..... 206 (Jonathan Murphy at Wofford, 2019)
 Most TDs by a QB..... 4 (Five times, last: Xavier Shepherd vs. Davidson, 2021)
 Longest Rush..... 85 (Bronson Rechsteiner at Missouri State, 2019)

PASSING

Most Attempts.....29 (Xavier Shepherd vs. Central Arkansas, 2022)
 Most Completions..... 14 (Xavier Shepherd vs. Central Arkansas, 2022)
 Most Yards..... 239 (Trey White vs. Point, 2015)
 Most TDs..... 4 (Two times, last: Xavier Shepherd at Robert Morris, 2021)
 Most INTs..... 3 (Xavier Shepherd vs. Austin Peay, 2022)
 Yards per Completion (min. 5)..... 28.2 (Chandler Burks at Presbyterian, 2016)
 Yards per Attempt (min. 5)..... 17.2 (Daniel David at Duquesne, 2016)
 Completion % (min. 10)..... 78.5 (Jonathan Murphy 11-for-14 vs. Wofford, 2022)
 Pass Efficiency (min. 10)..... 301.0 (Chandler Burks at Presbyterian, 2016)
 Longest Pass..... 79 (Trey White to Chaston Bennett vs. Charleston So., 2015)

RECEIVING

Most Yards..... 8 (Justin Sumpter at Duquesne, 2016)
 Most Yards..... 187 (Justin Sumpter at Duquesne, 2016)
 Most TDs..... 2 (Six times, last: Caleb O'Neal at Robert Morris, 2021)
 Most Yards per Reception (min. 3)..... 40.3 (Xavier Harper at Presbyterian, 2016)
 Longest Catch..... 79 (Chaston Bennett from Trey White vs. Charleston So., 2015)

TOTAL OFFENSE

Most Plays..... 54 (Xavier Shepherd vs. Tennessee Tech, 2022)
 Most Yards..... 349 (Xavier Shepherd vs. Tennessee Tech, 2022)
 Yards per Play..... 25.6 (Chaston Bennett vs. Clark Atlanta, 2016)
 TDs Responsible For..... 5 (Four times, last: Xavier Shepherd vs. Davidson, 2021)
 All-Purpose Yards..... 267 (Chaston Bennett vs. Clark Atlanta, 2016)

SCORING

Points..... 24 (Six Times, last: Xavier Shepherd vs. Davidson, 2021)
 Touchdowns..... 5 (Xavier Shepherd vs. Davidson, 2021)
 Defensive TDs..... 1 (15 times, last: Chance Gamble at UT Martin, 2022)
 2-Point Conversions..... 2 (Justin Sumpter vs. Jacksonville State, 2018)

KICKING

Points..... 12 (Four times, last: Conor Cummins vs. Charleston Southern, 2022)
 PAT Attempts..... 8 (Seven times, last: Nathan Robertson vs. Point, 2019)
 PATs Made..... 8 (Six times, last: Nathan Robertson vs. Point, 2019)
 FG Attempts..... 7 (Justin Thompson vs. Shorter, 2015)
 FGs Made..... 4 (Two times, last: Justin Thompson vs. Gardner-Webb, 2015)
 Longest FG Made..... 50 (Conor Cummins at Eastern Kentucky, 2022)
 Longest FG Attempt..... 51 (Justin Thompson vs. Gardner-Webb, 2017)

PUNTING

Punts..... 7 (Three times, last: Charlie Cooper vs. Central Arkansas, 2022)
 Punt Yards..... 296 (Nicholas Jones vs. Wofford, 2018)
 Yards per Punt (min. 3)..... 50.0 (Joshua Huiet at UT Martin, 2022)
 Longest Punt..... 61 (Christian Kinsley at Presbyterian, 2016)





SINGLE GAME RECORDS

RETURNS

Kick Returns	6 (Chaston Bennett vs. Liberty, 2016)
Kick Return Yards	137 (Antavius Grier at Campbell, 2019)
Kick Return TDs	1 (Four times, last: Darnell Holland vs. Campbell, 2018)
Yards per Kick Return (min. 2)	45.5 (Chaston Bennett vs. ETSU, 2016)
Longest Return	100 (Two times, last: Isaac Foster at Gardner-Webb, 2018)
Punt Returns	6 (Bert Birdsall vs. Texas Southern, 2017)
Punt Return Yards	117 (Gabriel Benyard vs. Charleston Southern, 2022)
Punt Return TDs	1 (Gabriel Benyard vs. Davidson, 2021)
Yards per Punt Return (min. 3)	33 (Isaac Foster vs. Alabama State, 2018)
Longest Punt Return	63 (Gabriel Benyard vs. Davidson, 2021)

DEFENSE

Total Tackles	17 (Evan Thompson vs. Gardner-Webb, 2021)
Solo Tackles	11 (Bryson Armstrong vs. Samford, 2017)
Tackles for Loss	6 (Two times, last: Joel Parker at Alabama State, 2019)
Sacks	3 (Joel Parker at Alabama State, 2019)
Interceptions	3 (2x, last: Chance Gamble at UT Martin, 2022)
INT Return Yards	89 (Chance Gamble at UT Martin, 2022)
INT Return TDs	1 (Nine times, last: Chance Gamble at UT Martin, 2022)
Longest INT Return	78 (Markeith Montgomery vs. Wofford, 2022)
Forced Fumbles	3 (Derrick Farrow vs. Edward Waters, 2015)
Fumble Recoveries	2 (Dorian Walker at Kent State, 2019)
Fumble Return Yards	65 (Dez Billingslea vs. Shorter, 2015)
Fumble Return TDs	1 (Six times, last: Cade Loden vs. Dixie State, s2021)
Longest Fumble Return	65 (Dez Billingslea vs. Shorter, 2015)





INDIVIDUAL ALL-TIME RUSHING NUMBERS IN CHRONOLOGICAL ORDER

100-YARD RUSHING GAMES

Player	Opponent	Date	Yards
1. Micah Reed	Shorter	Sept. 19, 2015	100
2. Chaston Bennett	at Dayton	Sept. 26, 2015	155
3. Trey White	at Dayton	Sept. 26, 2015	128
4. Trey White	Gardner-Webb	Oct. 17, 2015	170
5. Chaston Bennett	Monmouth	Oct. 31, 2015	129
6. Trey White	Monmouth	Oct. 31, 2015	102
7. Trey White	at Presbyterian	Nov. 21, 2015	155
8. Chandler Burks	Point	Sept. 10, 2016	138
9. Darnell Holland	at Furman	Oct. 1, 2016	123
10. Chandler Burks	at Furman	Oct. 1, 2016	103
11. Chandler Burks	Missouri S&T	Oct. 8, 2016	118
12. Chaston Bennett	at Monmouth	Oct. 29, 2016	129
13. Chaston Bennett	Clark Atlanta	Nov. 5, 2016	179
14. Chandler Burks	Presbyterian	Nov. 12, 2016	119
15. Darnell Holland	Tennessee Tech	Sept. 9, 2017	129
16. Chandler Burks	North Greenville	Sept. 30, 2017	100
17. Shaquill Terry	at Liberty	Oct. 14, 2017	126
18. Jake McKenzie	at Liberty	Oct. 14, 2017	111
19. Jake McKenzie	Gardner-Webb	Oct. 21, 2017	119
20. Chandler Burks	at Montana State	Nov. 4, 2017	149
21. Jake McKenzie	at Montana State	Nov. 4, 2017	116
22. Darnell Holland	Charleston Southern	Nov. 11, 2017	109
23. Chandler Burks	Monmouth	Nov. 18, 2017	131
24. Shaquill Terry	Samford	Nov. 25, 2017	120
25. Shaquill Terry	at Sam Houston State	Dec. 9, 2017	120
26. Darnell Holland	vs. Alabama State	Sept. 15, 2018	136
27. Chandler Burks	vs. Presbyterian	Oct. 6, 2018	135
28. Chandler Burks	at Charleston Southern	Oct. 27, 2018	102
29. Shaq Terry	vs. Campbell	Nov. 3, 2018	112
30. Darnell Holland	at Monmouth	Nov. 10, 2018	195
31. Darnell Holland	vs. Jacksonville State	Nov. 17, 2018	101
32. Bronson Rechsteiner	at Missouri State	Sept. 21, 2019	221*
33. Isaac Foster	at Missouri State	Sept. 21, 2019	183
34. Isaac Foster	vs. Reinhardt	Sept. 28, 2019	127
35. Bronson Rechsteiner	vs. Charleston Southern	Oct. 12, 2019	138
36. Daniel David	vs. North Alabama	Oct. 26, 2019	111
37. Tommy Bryant	at Campbell	Nov. 9, 2019	105
38. Tommy Bryant	at Hampton	Nov. 16, 2019	100
39. Tommy Bryant	vs. Gardner-Webb	Nov. 23, 2019	154
40. Bronson Rechsteiner	vs. Gardner-Webb	Nov. 23, 2019	128
41. Jonathan Murphy	at Wofford	Nov. 30, 2019	206
42. Jonathan Murphy	at Weber State	Dec. 7, 2019	116
43. Jonathan Murphy	vs. Charleston Southern	Mar. 14, 2021	113
44. Kyle Glover	at Wofford	Sept. 18, 2021	117
45. Xavier Shepherd	vs. Jacksonville State	Oct 2, 2021	124
46. Xavier Shepherd	at Hampton	Oct. 9, 2021	179
47. Xavier Shepherd	vs. Monmouth	Nov. 20, 2021	118
48. Iaan Cousin	vs. Monmouth	Nov. 20, 2021	114
49. Jonathan Murphy	at ETSU	Dec. 4, 2021	164
50. Jonathan Murphy	vs. Wofford	Sept. 24, 2022	138
51. Jonathan Murphy	at Jacksonville State	Oct. 1, 2022	134
52. Xavier Shepherd	vs. North Alabama	Oct. 8, 2022	102
53. Xavier Shepherd	vs. Tennessee Tech	Oct. 22, 2022	125

TWO 100-YARD RUSHERS, SAME GAME

Player (Yards)	Opponent	Date
1. Chaston Bennett (155)	Trey White (128)	at Dayton Sept. 26, 2015
2. Chaston Bennett (124)	Trey White (102)	vs. Monmouth Oct. 31, 2015
3. Darnell Holland (123)	Chandler Burks (103)	at Furman Oct. 1, 2016
4. Jake McKenzie (111)	Shaquill Terry (126)	Liberty Oct. 14, 2017
5. Chandler Burks (149)	Jake McKenzie (116)	Montana State Nov. 4, 2017
6. Bronson Rechsteiner (221)	Isaac Foster (183)	at Missouri State Sept. 21, 2019
7. Tommy Bryant (154)	Bronson Rechsteiner (128)	vs. Gardner-Webb Nov. 23, 2019
8. Xavier Shepherd (118)	Iaan Cousin (114)	vs. Monmouth Nov. 20, 2021

200-YARD RUSHING GAMES

Player	Opponent	Date	Yards
1. Bronson Rechsteiner	at Missouri State	Sept. 21, 2019	221*
2. Jonathan Murphy	at Wofford	Nov. 30, 2019	206

*school record

MOST 100-YARD RUSH GAMES

Player	Games
Chandler Burks	9
Darnell Holland	6
Jonathan Murphy	6
Xavier Shepherd	5
Trey White	4
Chaston Bennett	4
Bronson Rechsteiner	3
Tommy Bryant	3
Shaquill Terry	3
Jake McKenzie	3
Isaac Foster	2

MOST 200-YARD RUSH GAMES

Player	Games
Bronson Rechsteiner	1
Jonathan Murphy	1

LONGEST RUSHING ATTEMPTS

Yds	Result	Player	Date
85	TD	Bronson Rechsteiner	Sept. 21, 2019
84	TD	Darnell Holland	Sept. 9, 2017
84	--	Shaquill Terry	Nov. 25, 2017
80	TD	Chaston Bennett	Sept. 26, 2015
79	TD	T.J. Reed	Oct. 7, 2017
75	TD	Isaac Foster	Sept. 21, 2019
75	TD	Darnell Holland	Sept. 6, 2018
70	TD	Darnell Holland	Sept. 15, 2018
69	--	Chaston Bennett	Nov. 5, 2016
65	--	Daniel David	Sept. 15, 2018
65	TD	Bronson Rechsteiner	Nov. 23, 2019





OFFENSIVE PRODUCTION PERFORMANCE IN CHRONOLOGICAL ORDER

200+ PASSING YARD GAMES

Player	Opponent	Date	Passing Yards	Result	Score
1. Trey White	Point	Oct. 10, 2015	239	Win	56-17
2. Chandler Burks	at Gardner-Webb	Oct. 22, 2016	207	Win	47-39
3. Chandler Burks	at Samford	Aug. 31, 2017	225	Loss	23-28
4. Chandler Burks	at Georgia State	Aug. 30, 2018	201	Loss	20-24
5. Xavier Shepherd	Gardner-Webb	Oct. 30, 2021	209	Win	34-30
6. Xavier Shepherd	Central Arkansas	Oct. 15, 2022	211	Loss	24-51
7. Xavier Shepherd	Tennessee Tech	Oct. 22, 2022	224	Win	33-30 (OT)

MOST CAREER 200+ PASSING YARD GAMES

Player	Games
Chandler Burks	3
Xavier Shepherd	3
Trey White	1

MOST SEASON 200+ PASSING YARD GAMES

Player	Games
Xavier Shepherd	2
Five tied	1

MOST 200+ YARD PASSING GAMES BY OPPONENT

Player	Games
Gardner-Webb	2
Five tied	1

MOST DOUBLE-TRIPLE GAMES: 100+ PASSING YARDS & 100+ RUSHING YARDS

Player	Opponent	Date	Passing Yards	Rushing Yards	Result	Score
1. Trey White	Gardner-Webb	Oct. 17, 2015	114	170	Win	12-7
2. Trey White	Monmouth	Oct. 31, 2015	114	102	Win	23-13
3. Chandler Burks	at Furman	Oct. 1, 2016	171	103	Win	52-42
4. Chandler Burks	Presbyterian	Nov. 12, 2016	169	119	Win	45-10
5. Chandler Burks	North Greenville	Sept. 30, 2017	111	100	Win	38-34
6. Chandler Burks	Monmouth	Nov. 11, 2017	114	131	Win	52-21
7. Chandler Burks	at Charleston Southern	Oct. 27, 2018	108	113	Win	38-10
8. Tommy Bryant	at Hampton	Nov. 16, 2019	109	179	Win	50-7
9. Jonathan Murphy	Charleston Southern	Mar. 13, 2021	108	113	Win	24-19
10. Xavier Shepherd	at Hampton	Oct. 9, 2021	109	179	Win	34-15
11. Jonathan Murphy	at East Tennessee State	Dec. 4, 2021	125	164	Loss	31-32
12. Jonathan Murphy	Wofford	Sept. 24, 2022	107	138	Win	24-22
13. Xavier Shepherd	North Alabama	Oct. 8, 2022	172	102	Win	40-34, 2OT
14. Xavier Shepherd	Tennessee Tech	Oct. 22, 2022	224	125	Win	33-30, OT

MOST CAREER DOUBLE-TRIPLE GAMES

Player	Games
Chandler Burks	5
Jonathan Murphy	3
Xavier Shepherd	3
Trey White	2
Tommy Bryant	1

MOST SEASON DOUBLE-TRIPLE GAMES

Player	Games
Trey White	2
Chandler Burks (twice)	2
Xavier Shepherd	2

MOST DOUBLE-TRIPLE GAMES BY OPPONENT

Player	Games
Monmouth	2
Charleston Southern	2
Hampton	2





THE LAST TIME KENNESAW STATE...

RUSHING

Had 500+ yards rushing	at Tennessee Tech, 2018 (507)
Had 400-499 yards rushing	vs. Monmouth, 2021 (471)
Had 300-399 yards rushing	vs. Davidson, 2021 (305)
Had 70+ rushing attempts	vs. Jacksonville State, 2018 (71)
Had 60-69 rushing attempts	at UT Martin, 2022 (69)
Had 50-59 rushing attempts	vs. Austin Peay, 2022 (51)
Had 7+ rushing TDs	at Monmouth, 2018 (7)
Had 6 rushing TDs	vs. Monmouth, 2021 (6)
Had 5 rushing TDs	vs. Davidson, 2021 (5)
Had 4 rushing TDs	at Jacksonville State, 2022 (4)
Had 2+ players with 100 yards rushing	vs. Monmouth, 2021 (2)

PASSING

Had 300+ yards passing	at Duquesne, 2016 (312)
Had 200-299 yards passing	vs. Tennessee Tech, 2022 (224)
Had 25+ pass attempts	vs. Charleston Southern, 2022 (25)
Had 20-24 pass attempts	at Georgia Tech, 2021 (20)
Had 10+ pass completions	vs. Charleston Southern, 2022 (11)
Had 4+ passing TDs	at Robert Morris, 2021 (4)
Had 3 passing TDs	at Presbyterian, 2019 (3)
Had 4+ passes intercepted	at Charleston Southern, 2016 (4)
Had 3 passes intercepted	vs. Austin Peay, 2022 (3)

TOTAL OFFENSE

Had 650+ yards total offense	vs. Point University, 2015 (699)
Had 600-649 yards total offense	vs. Presbyterian, 2018 (637)
Had 550-599 yards total offense	vs. Monmouth, 2021 (571)
Had 500-549 yards total offense	at Missouri State, 2019 (52)
Had 85+ plays total offense	vs. North Alabama, 2022 (87)
Had 80-84 plays total offense	vs. Tennessee Tech, 2022 (81)
Had 75-79 plays total offense	at UT Martin, 2022 (77)

SCORING

Scored 70+ points	vs. Clark Atlanta, 2018 (70)
Scored 60-69 points	vs. Jacksonville State, 2018 (60)
Scored 50-59 points	at Hampton, 2019 (50)
Scored 40+ points in a half	vs. Davidson, 2021 (41)
Scored 30-39 points in a half	at Hampton, 2019 (31)
Scored 35+ points in a quarter	vs. Edward Waters, 2015 (35)
Scored 28-34 points in a quarter	vs. Alabama State, 2018 (28)
Both teams combined for 100+ points	vs. Jacksonville State, 2018 (112)
Allowed 50+ points	vs. Central Arkansas, 2022 (51)
Allowed 40-49 points	at Georgia Tech, 2021 (45)
Allowed 30-39 points	vs. Austin Peay, 2022 (31)
Was held scoreless	--
Was held scoreless at Fifth Third Bank Stadium	--
Was held scoreless on the road	--
Was held scoreless at a neutral site	--
Won a game without a rushing TD	at Robert Morris, 2021
Won a game without a passing TD	vs. Wofford, 2022
Held opponent scoreless	vs. NC A&T, 2021 (14-0)
Held opponent scoreless at Fifth Third Bank Stadium	vs. NC A&T, 2021, (14-0)
Held opponent scoreless on the road	at Presbyterian, 2017 (28-0)
Held opponent without a touchdown	vs. NC A&T, 2021 (14-0)
Held two opponents scoreless in one season	2018, vs. Presbyterian and Campbell
Held a conference opponent scoreless	vs. NC A&T, 2021 (14-0)
Scored on the first offensive play of the game	vs. Charleston Southern, 2015
Scored on the first offensive series of the game	vs. Austin Peay, 2022

RECEIVING

Had a player with 100 yards receiving	at Robert Morris, 2021 (O'Neal - 119)
Had a player with 5+ catches in a game	vs. North Alabama, 2022 (Foster - 5)
Had a player with 2+ TD receptions in a game	at Robert Morris, 2021 (O'Neal - 119)

DEFENSE

Held opponent to 10 or fewer first downs	vs. Reinhardt, 2021 (9)
Held opponent to 11-25 yards rushing	vs. Presbyterian, 2018 (18)
Held opponent to 26-50 yards rushing	vs. Wofford, 2022 (35)
Held opponent to 51-100 yards passing	vs. Davidson, 2021 (59)
Held opponent to 101-150 total offense	at Hampton, 2019 (126)
Held opponent to 151-200 total offense	at Campbell, 2021 (189)
Intercepted 4+ passes	vs. Clark Atlanta, 2018 (4)
Intercepted 3 passes	at Hampton, 2019 (3)
Intercepted 2 passes	vs. Central Arkansas, 2022 (2)
Scored a safety	--
Scored a touchdown	vs. Wofford, 2022 (78-yard INT return)
Recorded 5+ sacks	vs. Monmouth, 2021 (5.0)
Recorded 4 sacks	vs. Reinhardt, 2019 (4.0)

SPECIAL TEAMS

Returned a punt for a TD	vs. Davidson, 2021 (Gabriel Benyard - 63 yds)
Returned a blocked punt for a TD	vs. Gardner-Webb, 2019 (Jalen Jackson)
Returned a kickoff for a TD	vs. Campbell, 2018 (Holland - 84 yds)
Punted 10+ times	--
Did not punt	vs. Dixie State, s2021
Blocked a punt	vs. NC A&T, 2021
Blocked a field goal	vs. Austin Peay, 2022
Returned a blocked field goal for a TD	at Campbell, 2021
Had a punt blocked	at Jacksonville State, 2022
Had a field goal blocked	vs. North Alabama, 2022
Blocked a PAT kick	vs. Gardner-Webb, 2021
Missed a kicking PAT	at Hampton, 2019
Have a kicking PAT blocked	vs. North Alabama, 2019
Recovered an onside kick	vs. Monmouth, 2021

MISCELLANEOUS

Had 30+ first downs	vs. Presbyterian, 2018 (34)
Had 25-29 first downs	vs. Tennessee Tech, 2022 (29)
Had 10+ passing first downs	vs. Tennessee Tech, 2022 (10)
Had 20+ rushing first downs	vs. Monmouth, 2021 (20)
Had 10+ penalties	vs. Charleston Southern, 2019 (11)
Had 100+ yards in penalties	vs. Charleston Southern, 2019 (122)





THE LAST TIME A KENNESAW STATE PLAYER...

RUSHING

Rushed 30+ times	Xavier Shepherd vs. Tennessee Tech, 2022 (30)
Rushed 25-29 times	Xavier Shepherd vs. Charleston So., 2022 (28)
Rushed for 250+ yards	--
Rushed for 200-249 yards	Jonathan Murphy at Wofford, 2019 (206)
Rushed for 175-199 yards	Xavier Shepherd at Hampton, 2021 (179)
Rushed for 150-174 yards	Jonathan Murphy at ETSU, 2021 (164)
Rushed for 125-149 yards	Xavier Shepherd vs. Tennessee Tech, 2022 (125)
Rushed for 100-124 yards	Xavier Shepherd vs. North Alabama, 2022 (102)
Rushed for 100-124 yards (QB)	Xavier Shepherd vs. North Alabama, 2022 (102)
Rushed for 100+ yards in consecutive games	Jonathan Murphy at J'ville State, 2022 (134) Jonathan Murphy vs. Wofford, 2022 (138)
Rushed for 100+ yards in 3 straight games	Tommy Bryant vs. Gardner-Webb, 2019 (154) Tommy Bryant at Hampton, 2019 (100) Tommy Bryant at Campbell, 2019 (105)
Rushed for 5+ touchdowns	--
Rushed for 4 touchdowns	Xavier Shepherd vs. Davidson (4)
Rushed for 3 touchdowns	Jonathan Murphy at Jacksonville State, 2022 (3)
Rushed for 2 touchdowns (QB)	Xavier Shepherd vs. Charleston So., 2022 (2)
Rushed for 2 touchdowns	Xavier Shepherd vs. Charleston So., 2022 (2)
Had 3 players rush for a touchdown	vs. Tennessee Tech, 2022 (3)
Had 4 players rush for a touchdown	at Missouri State, 2019 (4)
Had 5 players rush for a touchdown	at Hampton, 2019 (5)
Had a run of 80+ yards	Bronson Rechsteiner at Missouri St., 2019 (87)
Had a run of 70-79 yards	Isaac Foster at Missouri State, 2019 (75)
Had a run of 60-69 yards	Iaan Cousin vs. Monmouth, 2021 (61)
Had a run of 50-59 yards	Jonathan Murphy at Jacksonville State, 2022 (57)
Had two runs of 50+ yards	Isaac Foster at Missouri State, 3019 (75, 67)

PASSING

Passed for 250+ yards	--
Passed for 200-249 yards	Xavier Shepherd vs. Central Arkansas, 2022 (211)
Passed for 100-199 yards	Xavier Shepherd vs. Charleston So., 2022 (158)
Attempted 20+ passes	Xavier Shepherd vs. Charleston So., 2022 (25)
Completed 15+ passes	Xavier Shepherd vs. Tennessee Tech, 2022 (15)
Threw 4+ touchdown passes	Xavier Shepherd at Robert Morris, 2021 (4)
Threw 3 touchdown passes	Tommy Bryant at Presbyterian, 2019 (3)
Threw 2 touchdown passes	Xavier Shepherd vs. North Alabama, 2022 (2)
Threw 2+ TD passes in consecutive games	Xavier Shepherd at Robert Morris, 2021 (4) Xavier Shepherd vs. Gardner-Webb, 2021 (4) Xavier Shepherd at Campbell (2)
Threw 3+ interceptions	Xavier Shepherd vs. Austin Peay, 2022 (3)
Threw 2 interceptions	Xavier Shepherd at Georgia Tech, 2021 (2)
Completed pass for 80+ yards	--
Completed pass for 70-79 yards	Shepherd to Marshall at Samford, 2022 (72)
Completed pass for 60-69 yards	Shepherd to Bohannon at UT Martin, 2022 (61)
Completed pass for 50-59 yards	Shepherd to Clemons vs. UCA, 2022 (53)

RECEIVING

Caught 9+ passes	--
Caught 8 passes	Justin Sumpter at Duquesne, 2016 (8)
Caught 7 passes	Justin Sumpter at Georgia State, 2018 (7)
Caught 6 passes	Iaan Cousin vs. Wofford, 2022 (6)
Had 200+ yards receiving	--
Had 175-199 yards receiving	Justin Sumpter at Duquesne, 2016 (187)
Had 150-174 yards receiving	--
Had 100-149 yards receiving	Caleb O'Neal at Robert Morris, 2016 (119)
Had 100+ yards receiving in consecutive games	Justin Sumpter at Furman, 2016 (147) Justin Sumpter at Duquesne, 2016 (187)
Caught 3+ TD passes	--
Caught 2 TD passes	Caleb O'Neal at Robert Morris, 2021 (2)

TOTAL OFFENSE

Had 300+ yards total offense	Xavier Shepherd vs. Tennessee Tech, 2022 (349)
Had 275-299 yards total offense	Jonathan Murphy at ETSU, 2021 (289)
Had 250-274 yards total offense	Xavier Shepherd vs. UCA, 2022 (251)
Had 100+ yards both pass & rush	Xavier Shepherd vs. North Alabama, 2022 (224, 125)

SCORING

Accounted for 5+ touchdowns	Xavier Shepherd at UT Martin, 2022 (5)
Accounted for 4 touchdowns	Xavier Shepherd vs. North Alabama, 2022 (4)
Accounted for 3 touchdowns	Xavier Shepherd vs. Charleston So., 2022 (3)
Scored 4+ touchdowns	Jonathan Murphy at ETSU, 2021 (4)
Scored 3 touchdowns	Jonathan Murphy at Jacksonville State, 2022 (3)
Multiple players score 2+ touchdowns	Jonathan Murphy vs. Reinhardt, 2021 (2) Xavier Shepherd vs. Reinhardt, 2021 (2)

DEFENSE

Intercepted 3+ passes	Chance Gamble at UT Martin, 2022 (3)
Intercepted 2 passes	Akebren Ralls vs. Gardner-Webb, 2017 (2)
Recovered 2+ fumbles	Kareem Taylor vs. Shorter, s2021 (2)
Forced 3+ fumbles	Derrick Farrow vs. Edward Waters, 2015 (3)
Recorded 3+ sacks	Joel Parker at Alabama State, 2019 (3.0)
Recorded 2 sacks	Peyton Moore vs. Shorter, s2021 (2.0)
Recorded 5+ tackles for loss	Joel Parker at Alabama State, 2019 (6.0)
Recorded 3 tackles for loss	Evan Thompson vs. NC A&T, 2021 (3.0)
Recorded 15+ tackles	Evan Thompson vs. Gardner-Webb, 2021 (17)
Recorded 10-14 tackles	Garland Benyard vs. Central Arkansas (10)
Recorded 10+ tackles in back-to-back games	Evan Thompson at ETSU, 2021 (11) Evan Thompson vs. Davidson, 2021 (10)
Recorded 10+ tackles in four straight games	Evan Thompson at Hampton, 2021 (10) Evan Thompson vs. NC A&T, 2021 (12) Evan Thompson at Campbell, 2021 (10) Evan Thompson vs. Gardner-Webb, 2021 (17)
Recorded 15+ tackles twice in one season	Bryson Armstrong vs. Samford, 2017 (16) Bryson Armstrong at Alabama State, 2017 (15)
Recorded 15+ tackles in back-to-back games	--
Recorded 15+ tackles twice in one season	Bryson Armstrong vs. Samford, 2017 (16) Bryson Armstrong at Alabama State, 2017 (15)
Returned an interception for a touchdown	Chance Gamble at UT Martin, 2022
Returned a fumble for a touchdown	Cade Loden vs. Dixie State, s2021

SPECIAL TEAMS

Scored 10+ points kicking	Conor Cummins vs. Charleston So., 2022 (12)
Made 5+ field goals	--
Made 4 field goals	Justin Thompson vs. Shorter, 2015 (4)
Made a field goal of 50+ yards	--
Made a field goal of 40-49 yards	Conor Cummins vs. Charleston So., 2022 (46)
Kicked a punt of 70+ yards	--
Kicked a punt of 60-69 yards	Christian Kinstley vs. Presbyterian, 2016 (61)
Punted 7+ times	Ben Moran at Georgia Tech, 2021 (7)
Totalled 125+ kick return yards	Antavius Grier at Campbell, 2019 (137)
Totalled 100-124 kick return yards	Darnell Holland vs. Jacksonville State, 2018 (108)
Totalled 50+ punt return yards	Gabriel Benyard vs. Charleston So., 2021 (117)





2022 GAME-BY-GAME NOTABLES

Opponent	Captains	Coin Toss	Kickoff/ Recieve	KSU 1st Poss.	Game Length	Helmet	Jersey	Pants
Samford	Robertson, Bell, Foster	Win	Kickoff	TD	3:04	Black	White	Black
Cincinnati	Montgomery, Katina, McCracken	Loss	Kickoff	Punt	3:23	Black	White	White
Wofford	Cummins, Daniels, Burks	Win	Kickoff	TD	3:04	Black	Grey	Grey
Jacksonville State	Murphy, Montgomery, Leiatava	Win	Kickoff	TD	3:21	Gold	White	White
North Alabama	Gar. Benyard, Paxton, Parker	Win	Kickoff	TD	3:42	Gold	Black	Black
Central Arkansas	Cummins, Foster, Montgomery	Win	Kickoff	Punt	3:22	Black	White	White
Tennessee Tech	Olson, Hill, C. Allen	Win	Kickoff	TD	3:36	Black	Gold	Gold
Charleston Southern	T. Love, Bell, Shepherd	Loss	Receive	Punt	3:15	Black	Black	Black
UT Martin	Gab. Benyard, Paxton, Montgomery	Win	Kickoff	FG	3:34	Gold	White	Gold
Austin Peay	Montgomery, Loden, Nelson, Barron	Loss	Receive	TD	3:50	Gold	Gold	White
Eastern Kentucky	Gonzalez, Marshall, D. Scott	Win	Kickoff	TD	3:17	Black	White	Black

2022 GAME-BY-GAME OFFENSIVE STARTERS

Opponent	LT	LG	C	RG	RT	WR	WR	2B	SB	SB	QB
Samford	Wright	Paxton	Dawson	Katina	Adams	Marshall	Bohannon	Daniels	Ledet	Foster	Shepherd
Cincinnati	J. Love	Jackson	Dawson	Katina	O'Neal	Marshall	Bohannon	Daniels	Farrow	Foster	Shepherd
Wofford	J. Love	Paxton	Olson	Katina	Dawson	Marshall	Bohannon	Daniels	Benefield	Foster	Murphy
Jacksonville State	J. Love	Paxton	Olson	Jackson	Dawson	Marshall	Bohannon	Daniels	Benefield	Foster	Murphy
North Alabama	Katina	Jackson	Olson	Paxton	Dawson	Marshall	Bohannon	Clemons	Benefield	Foster	Murphy
Central Arkansas	J. Love	Jackson	Olson	Paxton	Katina	Marshall	Bohannon	Clemons	Benefield	Foster	Shepherd
Tennessee Tech	J. Love	Jackson	Olson	Paxton	Katina	Marshall	Bohannon	Daniels	Benefield	Foster	Shepherd
Charleston Southern	J. Love	Paxton	Olson	Katina	Dawson	Marshall	Bohannon	Daniels	Gab. Benyard	Foster	Shepherd
UT Martin	Katina	Jackson	Olson	Paxton	Dawson	Marshall	Bohannon	Daniels	Benefield	Foster	Shepherd
Austin Peay	Katina	Jackson	Olson	Paxton	Dawson	Marshall	Bohannon	Daniels	Benefield	Foster	Shepherd
Eastern Kentucky	Katina	S. Adams	Dawson	Paxton	Hines	Marshall	Bohannon	Daniels	Benefield	Foster	Murphy

2022 GAME-BY-GAME DEFENSIVE STARTERS

Opponent	DE	NT	DT	DE	MIKE	WILL	SAM	CB	SS	FS	CB
Samford	Myers	C. Allen	Bell	Parker	Silas	Barnum	Gar. Benyard	Burks	Byrd	Montgomery	Gamble
Cincinnati	Barnes	C. Allen	Bell	Reese	Silas	Barnum	Gar. Benyard	Burks	Morris	Montgomery	Gamble
Wofford	Myers	C. Allen	Bell	Parker	W. Jenkins	Barnum	Gar. Benyard	Burks	Montgomery	Morris	Gamble
Jacksonville State	Myers	C. Allen	Bell	Parker	Silas	Barnum	Gar. Benyard	Burks	Montgomery	Morris	Gamble
North Alabama	Myers	C. Allen	Bell	Parker	W. Jenkins	Barnum	Gar. Benyard	Burks	Montgomery	Morris	Gamble
Central Arkansas	Myers	C. Allen	D. Scott	Reese	Silas	Barnum	Gar. Benyard	Burks	Montgomery	Morris	Gamble
Tennessee Tech	Myers	D. Scott	Bell	Parker	Silas	Barnum	Gar. Benyard	Burks	Montgomery	Morris	Gamble
Charleston Southern	Myers	D. Scott	Bell	Parker	Woods	Barnum	Gar. Benyard	Burks	Montgomery	Morris	Gamble
UT Martin	Myers	D. Scott	Bell	Parker	Mincey	Barnum	Gar. Benyard	Burks	Montgomery	Morris	Gamble
Austin Peay	Myers	D. Scott	Bell	Parker	Mincey	Barnum	Gar. Benyard	Burks	Montgomery	Morris	Gamble
Eastern Kentucky	Myers	D. Scott	Bell	Parker	Ward	Barnum	Gar. Benyard	Burks	Montgomery	Jo. Williams	Ja. Williams

PLAY BREAKDOWN

KENNESAW STATE				OPPONENTS			
Opponent	Rush	Pass	Total	Opponent	Rush	Pass	Total
Samford	62	13	75	Samford	32	24	56
Cincinnati	61	15	76	Cincinnati	30	23	53
Wofford	49	14	63	Wofford	27	40	67
Jacksonville State	62	13	75	Jacksonville State	31	22	53
North Alabama	69	18	87	North Alabama	36	27	63
Central Arkansas	45	30	75	Central Arkansas	37	33	70
Tennessee Tech	57	24	81	Tennessee Tech	34	30	64
Charleston Southern	51	25	76	Charleston Southern	27	40	67
UT Martin	69	8	77	UT Martin	19	46	65
Austin Peay	51	19	70	Austin Peay	37	29	66
Eastern Kentucky	58	15	73	Eastern Kentucky	24	35	59
Totals	634	193	827	Totals	334	349	683





GAME-OPENING DRIVES

2ND HALF-OPENING DRIVES

Opponent	Kennesaw St.			Opponent		
	Pts	1sts	Yds	Pts	1sts	Yds
Samford	7	2	80	0	0	5
Cincinnati	0	3	52	0	0	7
Wofford	7	6	75	6	3	76
Jacksonville State	7	2	43	0	0	18
North Alabama	7	5	75	3	5	57
Central Arkansas	0	1	20	7	4	75
Tennessee Tech	7	5	94	0	4	69
Charleston Southern	0	0	-3	0	1	11
UT Martin	7	3	42	0	0	-2
Austin Peay	7	5	66	0	1	7
Eastern Kentucky	7	2	61	7	0	80
Totals	56	34	605	23	18	403

Opponent	Kennesaw St.			Opponent		
	Pts	1sts	Yds	Pts	1sts	Yds
Samford	3	4	54	0	0	-5
Cincinnati	0	0	-2	7	5	68
Wofford	7	3	75	0	2	14
Jacksonville State	0	0	8	7	4	67
North Alabama	7	3	82	7	1	75
Central Arkansas	0	1	16	0	3	34
Tennessee Tech	0	1	19	7	3	70
Charleston Southern	7	0	5	0	1	14
UT Martin	0	2	35	0	0	0
Austin Peay	0	0	2	7	4	74
Eastern Kentucky	0	1	13	7	2	48
Totals	17	15	302	42	24	446

SCORING DRIVES BY THE NUMBERS

TIME OF POSSESSION

Opponent	1-60 Sec	1-4 Min	4-7 Min	7+ Min
Samford	0	1	1	1
Cincinnati	0	1	1	0
Wofford	0	2	1	0
Jacksonville State	1	2	1	0
North Alabama	0	3	1	1
Central Arkansas	1	3	0	0
Tennessee Tech	1	3	0	1
Charleston Southern	2	3	1	0
UT Martin	2	2	1	1
Austin Peay	0	0	1	1
Eastern Kentucky	0	5	1	0
Totals	7	25	8	4

NUMBER OF PLAYS

Opponent	1-3	4-7	8-10	11+
Samford	0	1	1	1
Cincinnati	0	1	1	0
Wofford	0	2	0	1
Jacksonville State	2	1	1	0
North Alabama	0	4	1	2
Central Arkansas	1	0	3	0
Tennessee Tech	1	2	1	2
Charleston Southern	1	3	1	1
UT Martin	2	1	2	1
Austin Peay	0	0	0	2
Eastern Kentucky	0	3	3	0
Totals	7	18	14	9





FIRST DOWN LOGS

KENNESAW STATE

Opponent	Rush	Pass	Penalty	Total
Samford	15	3	2	20
Cincinnati	8	5	2	15
Wofford	11	7	2	20
Jacksonville State	10	2	2	14
North Alabama	14	10	3	27
Central Arkansas	8	11	1	20
Tennessee Tech	17	10	2	29
Charleston Southern	9	7	1	17
UT Martin	15	3	1	19
Austin Peay	9	4	5	17
Eastern Kentucky	22	5	0	29
Totals	138	67	21	227

OPPONENTS

Opponent	Rush	Pass	Penalty	Total
Samford	9	11	1	21
Cincinnati	9	15	0	24
Wofford	6	14	1	21
Jacksonville State	6	8	0	14
North Alabama	5	10	4	19
Central Arkansas	14	14	3	30
Tennessee Tech	7	9	3	19
Charleston Southern	6	11	0	17
UT Martin	5	14	0	19
Austin Peay	13	10	1	24
Eastern Kentucky	5	16	1	22
Totals	85	132	14	230

TURNOVER CHARTS

FORGED BY KENNESAW STATE

Opponent	Fum	Int	Total	Pts Off	Margin
Samford	2	0	2	7	+1
Cincinnati	1	0	1	3	-1
Wofford	0	2	2	7	0
Jacksonville State	4	1	5	21	+3
North Alabama	1	2	3	3	+1
Central Arkansas	1	2	3	14	+2
Tennessee Tech	0	1	1	0	+1
Charleston Southern	1	1	2	10	+2
UT Martin	0	5	5	21	+3
Austin Peay	1	1	2	0	-3
Eastern Kentucky	0	0	0	0	-1
Totals	10	13	23	86	+8

FORGED BY OPPONENTS

Opponent	Fum	Int	Total	Pts Off	Margin
Samford	0	1	1	0	-1
Cincinnati	1	1	2	14	+1
Wofford	2	0	2	3	0
Jacksonville State	2	0	2	3	-3
North Alabama	2	0	2	0	-1
Central Arkansas	0	1	1	3	-2
Tennessee Tech	0	0	0	0	-1
Charleston Southern	0	0	0	0	-2
UT Martin	2	0	2	3	-3
Austin Peay	2	3	5	7	+3
Eastern Kentucky	1	0	1	7	+1
Totals	9	6	15	33	-8





2022-23 Kennesaw St. Football
Combined Team Statistics
All games



Team Results

Date	Opponent		Score	Att.
09/01/2022	at Samford	L	17-27	5333
09/10/2022	at Cincinnati	L	10-63	39014
09/24/2022	Wofford	W	24-22	7830
* 10/01/2022	at Jacksonville St.	Lot1	28-35	19654
* 10/08/2022	North Ala.	Wot2	40-34	4505
* 10/15/2022	Central Ark.	L	24-51	4467
10/22/2022	Tennessee Tech	Wot1	33-30	7906
10/29/2022	Charleston So.	W	30-20	3845
11/05/2022	at UT Martin	W	44-27	3408
* 11/12/2022	Austin Peay	L	14-31	5201
* 11/19/2022	at Eastern Ky.	L	38-45	7053

Game Records

Record	Overall	Home	Away	Neutral
ALL GAMES	5-6	4-2	1-4	0-0
CONFERENCE	1-4	1-2	0-2	0-0
NON-CONFERENCE	4-2	3-0	1-2	0-0

Rushing

Player	gp	att	gain	loss	net	avg	td	lg	avg/g
Xavier Shepherd	9	205	683	94	589	2.9	11	41	65.4
Preston Daniels	9	84	423	0	423	5.0	4	46	47.0
Isaac Foster	11	72	450	30	420	5.8	4	43	38.2
Jonathan Murphy	6	107	468	82	386	3.6	9	57	64.3
Gabriel Benyard	9	30	213	11	202	6.7	0	28	22.4
Yesiah Clemons	11	26	148	0	148	5.7	0	36	13.5
Jordan Lay	10	51	143	2	141	2.8	0	11	14.1
Michael Benefield	10	18	115	4	111	6.2	0	19	11.1
Carlos Allen	11	1	31	0	31	31.0	0	31	2.8
Tykeem Wallace	10	6	32	1	31	5.2	0	17	3.1
DeAngelo Hardy	3	11	28	2	26	2.4	0	6	8.7
Nykeem Farrow	5	7	25	3	22	3.1	0	8	4.4
Marquis Ledet	8	7	15	0	15	2.1	0	4	1.9
Iaan Cousin	5	8	26	14	12	1.5	0	20	2.4
Team	11	2	0	3	-3	-1.5	0	0	-0.3
Total	11	635	2800	246	2554	4.0	28	57	232.2
Opponents	11	337	1641	288	1353	4.0	19	76	123.0

Passing

Player	gp	effic	comp-att-int	pct	yds	td	lg	avg/g
Xavier Shepherd	9	125.6	68-137-7	49.6	1130	7	72	125.6
Jonathan Murphy	6	116.3	28-54-0	51.9	375	1	37	62.5
Isaac Foster	11	0.0	0-1-0	0.0	0	0	0	0.0
DeAngelo Hardy	3	0.0	0-1-0	0.0	0	0	0	0.0
Team	11	0.0	0-1-0	0.0	0	0	0	0.0
Total	11	121.0	96-194-7	49.5	1505	8	72	136.8
Opponents	11	161.0	236-350-15	67.4	3234	26	80	294.0

Receiving

Player	gp	no.	yds	avg	td	lg	avg/g
Isaac Foster	11	27	314	11.6	2	40	28.5
Gabriel Benyard	9	13	234	18.0	2	37	26.0
Blake Bohannon	11	12	213	17.8	1	61	19.4
Chavis Marshall	11	11	179	16.3	0	38	16.3
Iaan Cousin	5	11	146	13.3	0	28	29.2
Xavier Hill	9	11	161	14.6	1	26	17.9
Oscar Gonzalez	9	3	48	16.0	0	37	5.3
Michael Benefield	10	2	32	16.0	0	20	3.2
Nykeem Farrow	5	2	72	36.0	0	72	14.4
Preston Daniels	9	1	19	19.0	1	19	2.1
Marquis Ledet	8	1	5	5.0	0	5	0.6
Yesiah Clemons	11	1	53	53.0	1	53	4.8
Connor Finer	10	1	29	29.0	0	29	2.9
Total	11	96	1505	15.7	8	72	136.8
Opponents	11	236	3234	13.7	26	80	294.0

Team Statistics

	KENNST	OPP
First Downs	227	230
Rushing	139	85
Passing	67	132
Penalty	21	13
Rushing Yardage	2554	1353
Rushing attempts	635	337
Average per rush	4.0	4.0
Average per game	232.2	123.0
TDs Rushing	28	19
Passing Yardage	1505	3234
Comp-Att-Int	96-194-7	236-350-15
Average per pass	7.8	9.2
Average per catch	15.7	13.7
Average per game	136.8	294.0
TDs Passing	8	26
Total offense	4059	4587
Average per play	4.9	6.7
Average per game	369.0	417.0
Kick returns: #-Yards	33-665	19-384
Punt returns: #-Yards	14-173	12-126
Int returns: #-Yards	15-309	7-155
Fumbles-Lost	29-14	17-11
Penalties-Yards	48-361	67-588
Punts-Avg	42-37.9	33-43.5
Time of possession / game	34:49	24:44
3rd-down conversion	78/187	55/121
4rd-down conversion	17/31	4/8
PAT-attempts	(35-35) 100%	(42-45) 93%
2-point conversion-attempts	(0-1) 0%	(2-4) 50%

Interceptions

Player	no.	yds	avg	td	lg
Markeith Montgomery	5	115	23.0	1	78
Deontre Morris	5	66	13.2	0	31
Chance Gamble	3	128	42.7	1	89
Dylan Hand	1	0	0.0	0	0
Garland Benyard	1	0	0.0	0	0
Total	15	309	20.6	2	89
Opponents	7	155	22.1	2	45





2022-23 Kennesaw St. Football
Combined Team Statistics
All games



Field Goals

Player	fg	pct.	01-19	20-29	30-39	40-49	50-99	lg	blk
Conor Cummins	10-14	71.4	0-0	5-5	1-3	3-5	1-1	50	1
Nathan Robertson	3-7	42.9	0-0	0-1	3-3	0-2	0-1	38	1
Opponents	15-19	78.9	0-0	6-6	3-4	6-9	0-0	48	1

Scoring

Player	td	fg	PAT					pts
			kick	rush	rcv	pass	dxp	
Xavier Shepherd	11	-	-	-	-	-	-	66
Conor Cummins	-	10-14	25-25	-	-	-	-	55
Jonathan Murphy	9	-	-	-	-	-	-	54
Isaac Foster	6	-	-	-	-	-	-	36
Preston Daniels	5	-	-	-	-	-	-	30
Nathan Robertson	-	3-7	10-10	-	-	-	-	19
Gabriel Benyard	2	-	-	-	-	-	-	12
Markeith Montgomery	1	-	-	-	-	-	-	6
Xavier Hill	1	-	-	-	-	-	-	6
Chance Gamble	1	-	-	-	-	-	-	6
Yesiah Clemons	1	-	-	-	-	-	-	6
Blake Bohannon	1	-	-	-	-	-	-	6
Total	38	13-21	35-35	0	0	0	0	302
Opponents	49	15-19	42-45	0	2	2	0	385

Score by Periods

Team	1st	2nd	3rd	4th	OT	TOT
Kennesaw St.	83	50	55	95	19	302
Opponents	42	116	102	108	17	385

Punting

Player	no.	yds	avg	lg	tb	fc	i20	50+	blk
Joshua Huiet	23	916	39.8	59	2	9	6	2	0
Charlie Cooper	12	465	38.8	47	0	8	3	0	0
Conor Cummins	6	210	35.0	47	0	3	2	0	0
Team	1	0	0.0	0	0	0	0	0	1
Total	42	1591	37.9	59	2	20	11	2	1
Opponents	33	1435	43.5	75	4	8	10	5	0

Punt Returns

Player	no.	yds	avg	td	lg
Gabriel Benyard	8	148	18.5	0	37
Isaac Foster	4	25	6.3	0	12
Je' Cory Burks	2	0	0.0	0	0
Total	14	173	12.4	0	37
Opponents	12	126	10.5	1	37

Kick Returns

Player	no.	yds	avg	td	lg
Gabriel Benyard	21	481	22.9	0	33
Isaac Foster	7	128	18.3	0	24
Jayven Williams	4	40	10.0	0	11
Tykeem Wallace	1	16	16.0	0	16
Total	33	665	20.2	0	33
Opponents	19	384	20.2	0	53

All Purpose

Player	g	rush	rcv	pr	kr	ir	total	avg/g
Gabriel Benyard	9	202	234	148	481	0	1065	118.3
Isaac Foster	11	420	314	25	128	0	887	80.6
Xavier Shepherd	9	589	0	0	0	0	589	65.4
Preston Daniels	9	423	19	0	0	0	442	49.1
Jonathan Murphy	6	386	0	0	0	0	386	64.3
Blake Bohannon	11	0	213	0	0	0	213	19.4
Yesiah Clemons	11	148	53	0	0	0	201	18.3
Chavis Marshall	11	0	179	0	0	0	179	16.3
Xavier Hill	9	0	161	0	0	0	161	17.9
iaan Cousin	5	12	146	0	0	0	158	31.6
Michael Benefield	10	111	32	0	0	0	143	14.3
Jordan Lay	10	141	0	0	0	0	141	14.1
Chance Gamble	10	0	0	0	0	128	128	12.8
Markeith Montgomery	11	0	0	0	0	115	115	10.5
Nykeem Farrow	5	22	72	0	0	0	94	18.8
Deontre Morris	10	0	0	0	0	66	66	6.6
Oscar Gonzalez	9	0	48	0	0	0	48	5.3
Tykeem Wallace	10	31	0	0	16	0	47	4.7
Jayven Williams	11	0	0	0	40	0	40	3.6
Carlos Allen	11	31	0	0	0	0	31	2.8
Connor Finer	10	0	29	0	0	0	29	2.9
DeAngelo Hardy	3	26	0	0	0	0	26	8.7
Marquis Ledet	8	15	5	0	0	0	20	2.5
Total	11	2554	1505	173	665	309	5206	473.3
Opponents	11	1353	3234	126	384	155	5252	477.5

Total Offense

Player	g	plays	rush	pass	total	avg/g
Xavier Shepherd	9	342	589	1130	1719	191.0
Jonathan Murphy	6	161	386	375	761	126.8
Preston Daniels	9	84	423	0	423	47.0
Isaac Foster	11	73	420	0	420	38.2
Gabriel Benyard	9	30	202	0	202	22.4
Yesiah Clemons	11	26	148	0	148	13.5
Jordan Lay	10	51	141	0	141	14.1
Michael Benefield	10	18	111	0	111	11.1
Carlos Allen	11	1	31	0	31	2.8
Tykeem Wallace	10	6	31	0	31	3.1
DeAngelo Hardy	3	12	26	0	26	8.7
Nykeem Farrow	5	7	22	0	22	4.4
Marquis Ledet	8	7	15	0	15	1.9
iaan Cousin	5	8	12	0	12	2.4
Total	11	829	2554	1505	4059	369.0
Opponents	11	687	1353	3234	4587	417.0

Team Defense

#	Player	gp	Tackles			Sacks	Pass defense			Fumbles		blkd	
			ua	a	tot		tfl/yds	no-yds	int-yds	brup	qbh	fr-yds	ff
21	Markeith Montgomery	11	37	23	60		5-115	7	1		2		





2022-23 Kennesaw St. Football
Combined Team Statistics
All games

##	Player	gp	Tackles				tfl/yds	Sacks no-yds	Pass defense			Fumbles		blkd	
			ua	a	tot				int-yds	brup	qbh	fr-yds	ff	kick	saf
25	Deontre Morris	10	32	18	50	.	.	5-66	6	.	1-0	1	.	.	
41	Garland Benyard	11	28	22	50	7-43	3.5-35	1-0	2	4	2-5	.	.	.	
31	Chance Gamble	10	36	13	49	1-2	.	3-128	2	.	2-0	.	.	.	
14	Jalen Barnum	11	23	25	48	1.5-2	.	.	1	3	
11	Je'Cory Burks	11	23	13	36	1-3	.	.	8	
42	Montrel Jenkins	11	18	18	36	2.5-7	1-2	1	.	.	
96	Travis Bell	11	16	18	34	5.5-25	1.5-12	.	.	3	.	.	1	.	
58	Jahon Myers	11	13	16	29	7-32	3-22	.	.	3	.	1	.	.	
49	Juandarion Silas	6	16	11	27	3-13	.	.	1	1	.	2	.	.	
92	Carlos Allen	11	13	12	25	7-22	2-15	.	1	3	2-0	1	.	.	
95	Joel Parker	10	7	16	23	5-15	1-8	.	1	
39	William Jenkins	11	12	10	22	1-3	
97	Adam Watkins	11	7	14	21	2.5-24	2.5-24	.	.	1	
74	Desmond Scott	8	4	12	16	2.5-15	1.5-11	.	1	4	.	1	.	.	
45	Michael Mincey	7	9	7	16	5-9	
43	Jerrold Woods	7	7	9	16	2.5-9	1-5	
94	Kerick Reese	6	5	7	12	3.5-19	2-14	1	.	.	
99	Charles Remy	9	4	6	10	1.5-4	1-2	
56	Demetric Barnes	10	7	2	9	2-9	1-7	.	.	1	1-0	.	.	.	
29	Joe Williams	6	2	5	7	
38	Dylan Hand	9	4	2	6	.	.	1-0	
47	Antonio Ward	9	3	3	6	.	.	.	1	
20	Erwin Byrd	3	5	.	5	.	.	.	1	
30	Milon Jones	5	1	4	5	.	.	.	1	
35	Michael Benefield	10	.	4	4	
40	Eli Leiataua	10	3	1	4	
51	Kelcy Allen	3	2	1	3	1-0	.	.	.	
12	Isaac Foster	11	1	1	2	1-0	.	.	.	
27	Cade Loden	10	1	1	2	
28	Tykeem Wallace	10	1	1	2	
37	Yesiah Clemons	11	2	.	2	
77	Conor Cummins	11	1	1	2	
46	Jordan Lay	10	2	.	2	
78	Ronnie Thomas	4	1	1	2	
8	Xavier Shepherd	9	1	.	1	
5	Xavier Hill	9	1	.	1	
81	Zane McCracken	11	1	.	1	
16	Ryan Harris	3	1	.	1	
80	Connor Finer	10	.	1	1	
15	Jayven Williams	11	1	.	1	
89	Ugonna Nwoha	2	1	.	1	
98	RJ Taylor	3	.	1	1	





2022-23 Kennesaw St. Football
 Combined Team Statistics
 All games

Page 4/4
 as of Jul 17, 2023

##	Player	gp	Tackles				Sacks	Pass defense			Fumbles	blkd		
			ua	a	tot	tfl/yds	no-yds	int-yds	brup	qbh	fr-yds	ff	kick	saf
26	Gabriel Benyard	9	1-0	.	.	.
88	Nathan Robertson	6
Totals		11	353	302	655	67-272	21-157	15-309	33	24	11-5	10	1	0
Opponents		11	461	486	947	57-216	13-95	7-155	28	13	14-0	10	3	0





2023 NUMERICAL ROSTER

No.	Name	Pos.	Ht.	Wt.	Cl.	Name Pronunciation	Hometown / Previous School
0	Michael Benefield	RB	5-7	200	Jr.	Ben-if-field	Atlanta, Ga. / Butler
1	Gabriel Benyard	RB	5-10	185	Jr.	Ben-yard	Ocilla, Ga. / Irwin County HS
2	Preston Daniels	TE	5-11	260	Sr.		Sandersville, Ga. / Washington County HS
3	Chance Gamble	DB	6-2	180	Jr.		Fitzgerald, Ga. / Fitzgerald HS
4	Jonathan Murphy	QB	6-0	190	Gr.		Los Angeles, Calif / Long Beach Community College
5	Blake Bohannon	WR	6-1	200	Jr.	Bo-HAN-nen	Woodstock, Ga. / Etowah HS
6	Deontre Morris	DB	5-11	185	Jr.	Dee-on-trey More-is	Atlanta, Ga. / Therrell HS
7	Garland Benyard	LB	6-1	215	Jr.	Garr-land Ben-yard	Ocilla, Ga. / Irwin County HS
8	Tykeem Wallace	WR	5-9	165	Jr.	Tie-keem	Thomasville, Ga. / Thomas County Central HS
9	Davis Bryson	QB	5-9	190	So.		Woodbridge, Va. / Freedom HS
10	DeAngelo Hardy	DB	5-10	190	Sr.		Chattanooga, Tenn. / McCallie School
11	Sidney Porter	DB	6-0	215	Jr.		Fort Lauderdale, Fla. / Saint Thomas
12	Isaac Foster	WR	5-10	175	Gr.		Summerville, Ga. / Chattooga HS
14	Jalen Barnum	LB	6-1	205	Sr.	Barn-um	Jesup, Ga. / Wayne County HS
15	Jayven Williams	DB	6-2	170	So.	Jay-vin	Mobile, Ala. / Baker HS
16	Tyler Nelson	QB	6-2	180	Fr.		Gardendale, Ala. / Gardendale HS
17	Cole McCarty	QB	5-11	190	Fr.		Moody, Ala. / Moody HS
18	Nick Sawyer	DB	5-11	170	So.		Harvest, Ala. / Sparkman HS
19	Braden Bohannon	QB	6-1	180	So.	Bo-HAN-nen	Woodstock, Ga. / Etowah HS
20	Tyler Hallum	DB	5-11	180	Jr.	Ty-ler Hal-um	Marietta, Ga. / Reinhardt
21	Markeith Montgomery	DB	5-10	190	Gr.		Flinstone, Ga. / Ridgeland HS
22	Elijah Kirby	LB	6-1	220	Sr.		Sandy Springs, Ga. / Riverwood HS
23	Kemari McGowan	WR	5-10	165	Sr.	Keh-MAR-ree Mc-GOW-an	Murfreesboro, Tenn. / Middle Tennessee Christian School
23	Sulaiman Bah	DB	6-1	185	Jr.	Sool-uh-mahn Baa	Lilburn, Ga. / Parkview HS
24	Yesiah Clemons	RB	5-10	215	Sr.	Yes-SIGH-uh	Griffin, Ga. / Point
25	Que Billingsley	DB	6-0	195	Fr.	Cue	Phenix City, Ala. / Central HS
26	Kenai Grier	RB	5-9	200	Fr.	KEN-eye	Covington, Ga. / Eastside HS
26	Tyriek Johnson	DB	5-10	165	Fr.	Ty-reek	Hoschton, Ga. / Presbyterian
27	Tarez Hamilton	DB	5-10	165	Fr.	Tuh-rez	Stockbridge, Ga. / Dutchtown HS
27	Josh Williamson	WR	5-10	150	Fr.		Snellville, Ga. / Greater Atlanta Christian
28	David Cole	WR	6-4	185	Fr.		Ooltewah, Tenn. / East Hamilton HS
28	JeRico Washington Jr.	DB	5-10	165	Fr.	Jeh-Ree-Coe	Atlanta, Ga. / Westlake HS
29	Joe Williams	DB	6-0	170	So.		Thomasville, Ga. / Thomasville HS
30	Qua Ashley	RB	5-10	190	So.	Qway	Dublin, Ga. / Dublin HS
31	Isaac Paul	DB	5-11	160	Fr.		Panama City, Fla. / Mosely HS
32	DJ Scott	RB	6-1	200	Fr.		Oviedo, Fla. / Oviedo HS
33	Rob Brown	RB	6-0	215	So.		Trion, Ga. / Trion HS
34	Andre Craig	WR	6-0	180	Fr.		Locust Grove, Ga. / Meadowcreek HS
35	Markell Redding	DB	6-0	190	Fr.	Marr-kell	Pensacola, Fla. / West Florida HS
35	Gene Sledge	RB	6-2	235	R-So.		Huntsville, Ala. / Northern Colorado
36	Remington Adams	RB	5-6	160	So.	Rim-ing-ton	Kennesaw, Ga. / Mount Paran Christian School
36	Jonathan Mathis	DB	6-0	190	Fr.		Norcross, Ga. / Norcross HS
37	Alexander Diggs	RB	5-9	200	So.		Snellville, Ga. / Brookwood HS
38	Navelle Dean	WR	6-0	185	Fr.	Nuh-vell	Columbus, Ga. / Carver HS
38	Dylan Hand	DB	6-0	195	Jr.		Dacula, Ga. / Dacula HS
39	Jordan Gaines	DB	5-10	190	Fr.		Statesboro, Ga. / Statesboro HS
39	Eli Leiataua	TE	5-11	220	So.	Lay-uh-t-ow-uh	Hinesville, Ga. / Bradwell Institute
40	Milon Jones	DB	5-11	185	So.	Mile-on	Marietta, Ga. / Marietta HS
41	Amir Scarver	LB	6-0	210	Fr.	Uh-meer Scar-ver	Douglasville, Ga. / South Paulding HS
42	Danarius Johnson	DB	5-11	190	So.	Duh-nair-ee-us	Patterson, Ga. / Pierce County HS
43	Jerrold Woods	LB	6-1	220	Jr.	Jurr-rod	Leesburg, Ga. / Lee County HS
44	Baron Hopson	LB	6-1	215	Jr.	Bear-un	Leesburg, Ga. / Jackson State
45	CJ Donaldson	DL	6-3	230	Fr.		Metter, Ga. / Metter HS
46	Mikey Kriegbaum	TE	6-2	210	Fr.	Kreeg-bahm	Woodstock, Ga. / Kings Academy HS
47	Deldrick Franklin	LB	6-0	225	Fr.	Dell-drick	Atlanta, Ga. / Blessed Trinity HS
48	Javian Boykin	TE	6-1	230	Gr.	Jay-vee-an	Snellville, Ga. / Georgia Southern
48	Donelius Johnson	LB	6-0	230	So.	Don-EE-lius	Patterson, Ga. / Pierce County HS
49	Juandarion Silas	LB	6-1	205	So.	Juan-dare-ion Sigh-lass	Athens, Ga. / Cedar Shoals HS





2023 NUMERICAL ROSTER

No.	Name	Pos.	Ht.	Wt.	Cl.	Name Pronunciation	Hometown /Previous School
50	Terrell Paxton	OL	6-0	315	Gr.	Turr-ell	Stone Mountain, Ga. / Tucker HS
51	William Johnson	OL	6-4	260	So.		Atlanta, Ga. / Northview HS
51	Jaden Richeson	DL	6-2	225	Jr.	Jay-din Rich-ih-sun	Virginia Beach, Va. / UNC Pembroke
52	Trey Hargrove	LB	5-11	210	Fr.		Waycross, Ga. / Ware County HS
53	AJ Miller	DL	6-3	275	Fr.		Rock Hill, S.C. / South Pointe HS
54	Kaleb May	OL	6-4	270	Fr.		McCalla, Ala. / McAdory HS
55	Seaburn Hines	OL	6-2	305	Jr.	Sea-burn	Helena, Ala. / Georgia Southern
56	Demetric Barnes	DL	6-4	255	Sr.	Deh-mee-trick	Stone Mountain, Ga. / Arabia Mountain HS
57	Tyler Scott	DL	6-1	315	Sr.		Jackson, Ga. / Jackson HS
58	Jahon Myers	DL	6-3	265	Sr.	Juh-hon	Luella, Ga. / Luella HS
58	Jacob Osborne	LS	6-0	225	Fr.		Leesburg, Ga. / Albany State
59	Cameron Donald	DL	6-1	280	Sr.		Pelzer, S.C. / Woodmont HS
60	Jaylan Jarrett	DL	6-2	305	Fr.	Jay-lann Jerr-ett	Pike Road, Ala. / Pike Road HS
61	Darron Willis	OL	6-2	270	Sr.	Durr-on Will-is	Alpharetta, Ga. / St. Francis HS
62	Al Hogan	OL	6-4	310	Gr.		Fayetteville, Ga. / Wofford
63	Ramontei Dardy	DL	6-3	240	Fr.	Ruh-mon-tay Dar-dee	Dublin, Ga. / Dublin HS
64	Trey Butts	OL	6-2	280	So.		Macon, Ga. / Mount De Sales Academy
65	JT Pennington	OL	6-4	310	So.		Wilsonville, Ala. / Jacksonville State
67	Matthew Gilliam	OL	6-2	260	Jr.	Gill-ee-yam	Fayetteville, Ga. / Fayette County HS
68	Trenton Jackson	OL	6-0	300	Sr.	Trent-un	Hattiesburg, Miss. / Oak Grove HS
70	James Dawson	OL	6-1	300	Sr.		Opelika, Ala. / Opelika HS
71	Nate Wright	OL	6-3	265	So.		Gardendale, Ala. / Gardendale HS
72	Ethan Newman	OL	6-3	300	Fr.		Navarre, Fla. / Navarre HS
73	Corr'yon Watson	OL	6-1	325	Fr.	Core-ee-on	Tuscaloosa, Ala. / Hillcrest HS
74	Havik Pettigrew	OL	6-0	250	So.	Have-ick	Acworth, Ga. / Allatoona HS
75	Hall O'Neal	OL	6-2	275	Sr.		Atlanta, Ga. / Holy Innocents' Episcopal School
76	Brian Habeck	OL	6-3	260	So.	Hah-beck	Jefferson, Ga. / Jefferson HS
77	Conor Cummins	K	6-1	190	Jr.		Marietta, Ga. / George walton Comprehensive HS
78	Ronnie Thomas	LS	5-10	225	So.		Warner Robbins, Ga. / Houston County HS
79	Dylan Hannon	DL	6-2	275	So.		Alpharetta, Ga. / Alpharetta HS
79	Kevin Smith	OL	6-1	275	Fr.		Dacula, Ga. / Dacula HS
80	Connor Finer	WR	6-2	205	Jr.		New Port Richey, Fla. / River Ridge HS
81	Bryce Dopson	WR	6-2	185	Fr.	Dop-sun	Snellville, Ga. / Brookwood HS
82	Seth Adams	TE	6-3	265	Jr.		Dawsonville, Ga. / University of the Columbians (Ky.)
83	Jacob Ulrich	P	6-5	200	Fr.	Ull-rick	Dacula, Ga. / Mill Creek HS
84	Gatlin Hancock	TE	6-3	250	Fr.	Gatt-lin	Rome, Ga. / Darlington HS
85	Rowan Darnell	TE	6-4	220	So.	Row-an	Johns Creek, Ga. / Johns Creek HS
86	Carson Kent	TE	6-4	240	So.		Milton, Ga. / Cambridge HS
87	Dennis Sims	WR	5-11	175	Fr.		Rockmart, Ga. / Rockmart HS
88	TJ McElmurray	WR	6-3	180	Fr.	Mac-ell-murray	Graniteville, S.C. / Midland Valley HS
89	Acha Mbanwei	K/P	5-11	220	Jr.	Ah-cha Bahn-way	Conyers, Ga. / Presbyterian
90	Joshua Huiet	P	6-2	205	Jr.	Hue-it	Johns Creek, Ga. / Johns Creek HS
90	Ugonna Nwoha	DL	6-3	255	So.	You-gone-uh Woah-hah	Austell, Ga. / South Cobb HS
91	Joshua Agbenou	DL	6-2	245	Sr.	Josh-oo-ah Agg-ben-oo	Bethlehem, Ga. / Furman
92	Carlos Allen	DL	6-0	290	Sr.	Car-lows	Atlanta, Ga. / Frederick Douglass HS
93	Jamar Rucks	DL	6-3	230	R-So.	Juh-marr	Buford, Ga. / App State
94	Jordan Miles	DL	6-2	245	Jr.		Indianapolis, Ind. / Eastern Illinois
95	Joel Parker	DL	6-0	260	Gr.	Joe-ell	Birmingham, Ala. / Pinson Valley HS
96	Charles Remy	DL	6-1	225	Jr.	Rim-ee	Kennesaw, Ga. / Harrison HS
97	Adam Watkins	DL	6-0	285	Jr.		Dacula, Ga. / Dacula HS
98	RJ Taylor	DL	6-3	220	So.		Gulf Shores, Ala. / Gulf Shores HS
99	Pooda Walker	DL	6-1	310	So.	Pood-uh	Pensacola, Fla. / West Florida





2023 ROSTER BY POSITION

No.	Quarterbacks (5)	Ht.	Wt.	Cl.	Previous School
4	Jonathan Murphy	6-0	190	Gr.	Long Beach Community College
9	Davis Bryson	5-9	190	So.	Freedom HS
16	Tyler Nelson	6-2	180	Fr.	Gardnedale HS
17	Cole McCarty	5-11	190	Fr.	Moody HS
19	Braden Bohannon	6-1	180	So.	Etowah HS

No.	Running Backs (9)	Ht.	Wt.	Cl.	Previous School
0	Michael Benefield	5-7	200	Jr.	Butler
1	Gabriel Benyard	5-10	185	Jr.	Irwin County HS
24	Yesiah Clemons	5-10	215	Sr.	Point
26	Kenai Grier	5-9	200	Fr.	Eastside HS
30	Qua Ashley	5-10	190	So.	Dublin HS
32	DJ Scott	6-1	200	Fr.	Oviedo HS
33	Rob Brown	6-0	215	So.	Trion HS
35	Gene Sledge	6-2	235	R-So.	Northern Colorado
36	Remington Adams	5-6	160	So.	Mount Paran Christian School
37	Alexander Diggs	5-9	200	So.	Brookwood HS

No.	Wide Receivers (13)	Ht.	Wt.	Cl.	Previous School
5	Blake Bohannon	6-1	200	Jr.	Etowah HS
8	Tykeem Wallace	5-9	165	Jr.	Thomas County Central HS
12	Isaac Foster	5-10	175	Gr.	Chattooga HS
23	Kemari McGowan	5-10	165	Sr.	Middle Tenn. Christian School
27	Josh Williamson	5-10	150	Fr.	Greater Atlanta Christian
28	David Cole	6-4	185	Fr.	East Hamilton HS
34	Andre Craig	6-0	180	Fr.	Meadowcreek HS
38	Navelle Dean	6-0	185	Fr.	Carver HS
47	Jacob Ray	5-10	195	Fr.	Berry College
80	Connor Finer	6-2	205	Jr.	River Ridge HS
81	Bryce Dopson	6-2	185	Fr.	Brookwood HS
87	Dennis Sims	5-11	175	Fr.	Rockmart HS
88	TJ McMurray	6-3	180	Fr.	Midland Valley HS

No.	Tight Ends (8)	Ht.	Wt.	Cl.	Previous School
2	Preston Daniels	5-11	260	Sr.	Washington County HS
39	Eli Lejataua	5-11	220	So.	Bradwell Institute
46	Mikey Kriegbaum	6-2	210	Fr.	Kings Academy HS
48	Javian Boykin	6-1	230	Gr.	Georgia Southern
82	Seth Adams	6-3	265	Jr.	Univ. of the Cumberlands (Ky.)
84	Gatlin Hancock	6-3	250	Fr.	Darlington HS
85	Rowan Darnell	6-4	220	So.	Johns Creek HS
86	Carson Kent	6-4	240	So.	Cambridge HS

No.	Offensive Linemen (18)	Ht.	Wt.	Cl.	Previous School
50	Terrell Paxton	6-0	315	Gr.	Tucker HS
51	William Johnson	6-4	260	So.	Northview HS
54	Kaleb May	6-4	270	Fr.	McAdory HS
55	Seaburn Hines	6-2	305	Jr.	Georgia Southern
61	Darron Willis	6-2	270	Sr.	St. Francis HS
62	Al Hogan	6-4	310	Gr.	Wofford
64	Trey Butts	6-2	280	So.	Mount De Sales Academy
65	JT Pennington	6-4	310	So.	Jacksonville State
67	Matthew Gilliam	6-2	260	Jr.	Fayette County HS
68	Trenton Jackson	6-0	300	Sr.	Oak Grove HS
70	James Dawson	6-1	300	Sr.	Opelika HS
71	Nate Wright	6-3	265	So.	Gardendale HS
72	Ethan Newman	6-3	300	Fr.	Navarre HS
73	Corr'yon Watson	6-1	325	Fr.	Hillcrest HS
74	Havik Pettigrew	6-0	250	So.	Allatoona HS
75	Hall O'Neal	6-2	275	Sr.	Holy Innocents' Episcopal School
76	Brian Habeck	6-3	260	So.	Jefferson HS
79	Kevin Smith	6-1	275	Fr.	Dacula HS

No.	Defensive Linemen (20)	Ht.	Wt.	Cl.	Previous School
45	CJ Donaldson	6-3	230	Fr.	Metter HS
51	Jaden Richeson	6-2	225	Jr.	UNC Pembroke
53	AJ Miller	6-3	275	Fr.	South Pointe HS
56	Demetric Barnes	6-4	255	Sr.	Arabia Mountain HS
57	Tyler Scott	6-1	315	Sr.	Jackson HS
58	Jahon Myers	6-3	265	Sr.	Luella HS
59	Cameron Donald	6-1	280	Sr.	Woodmont HS
60	Jaylan Jarrett	6-2	305	Fr.	Pike Road HS
63	Ramontei Dardy	6-3	240	Fr.	Dublin HS
79	Dylan Hannon	6-2	275	So.	Alpharetta HS
90	Ugonna Nwoha	6-3	255	So.	South Cobb HS
91	Joshua Agbenou	6-2	245	Sr.	Furman
92	Carlos Allen	6-0	290	Sr.	Frederick Douglass HS
93	Jamar Rucks	6-3	230	R-So.	App State
94	Jordan Miles	6-2	245	Jr.	Eastern Illinois
95	Joel Parker	6-0	260	Gr.	Pinson Valley HS
96	Charles Remy	6-1	225	Jr.	Harrison HS
97	Adam Watkins	6-0	285	Jr.	Dacula HS
98	RJ Taylor	6-3	220	So.	Gulf Shores HS
99	Pooda Walker	6-1	310	So.	West Florida

No.	Linebackers (10)	Ht.	Wt.	Cl.	Previous School
7	Garland Benyard	6-1	215	Jr.	Irwin County HS
14	Jalen Barnum	6-1	205	Sr.	Wayne County HS
22	Elijah Kirby	6-1	220	Sr.	Riverwood HS
41	Amir Scarver	6-0	210	Fr.	South Paulding HS
43	Jerrod Woods	6-1	220	Jr.	Lee County HS
44	Baron Hopson	6-1	215	Jr.	Jackson State
47	Deldrick Franklin	6-0	225	Fr.	Blessed Trinity HS
48	Donellus Johnson	6-0	230	So.	Pierce County HS
49	Juandarion Silas	6-1	205	So.	Cedar Shoals HS
52	Trey Hargrove	5-11	210	Fr.	Ware County HS

No.	Defensive Backs (21)	Ht.	Wt.	Cl.	Previous School
3	Chance Gamble	6-2	180	Jr.	Fitzgerald HS
6	Deontre Morris	5-11	185	Jr.	Therrell HS
10	DeAngelo Hardy	5-10	190	Sr.	McCallie School
11	Sidney Porter	6-0	215	Jr.	Saint Thomas
15	Jayven Williams	6-2	170	So.	Baker HS
18	Nick Sawyer	5-11	170	So.	Sparkman HS
20	Tyler Hallum	5-11	180	Jr.	Reinhardt
21	Markeith Montgomery	5-10	190	Gr.	Ridgeland HS
23	Sulaiman Bah	6-1	185	Jr.	Parkview HS
25	Que Billingsley	6-0	195	Fr.	Central HS
26	Tyriek Johnson	5-8	185	Jr.	Presbyterian
27	Tarez Hamilton	5-10	165	Fr.	Dutchtown HS
28	JeRico Washington	5-10	165	Fr.	Westlake HS
29	Joe Williams	6-0	170	So.	Thomasville HS
31	Isaac Paul	5-11	160	Fr.	Mosely HS
35	Markell Redding	6-0	190	Fr.	West Florida HS
36	Jonathan Mathis	6-0	190	Fr.	Norcross HS
38	Dylan Hand	6-0	195	Jr.	Dacula HS
39	Jordan Gaines	5-10	190	Fr.	Statesboro HS
40	Milon Jones	5-11	185	So.	Marietta HS
42	Danarius Johnson	5-11	190	So.	Pierce County HS

No.	Kickers/Punters (4)	Ht.	Wt.	Cl.	Previous School
77	Conor Cummins (K)	6-1	190	Jr.	George Walton Comprehensive HS
83	Jacob Ulrich	6-5	200	Fr.	Mill Creek HS
89	Acha Mbanwei (K/P)	5-11	220	Jr.	Presbyterian
90	Joshua Huiet	6-2	205	Jr.	Johns Creek HS

No.	Long Snappers (2)	Ht.	Wt.	Cl.	Previous School
58	Jacob Osborne	6-0	225	Fr.	Albany State
78	Ronnie Thomas	5-10	225	So.	Houston County HS





ALPHABETICAL ROSTER

Name (Last, First)	No.	Pos.	Cl.	Previous School
ADAMS, Remington	36	RB	So.	Mount Paran Christian School
ADAMS, Seth	82	TE	Jr.	Univ. of the Cumberlands (Ky.)
AGBENDU, Joshua	91	DL	Sr.	Furman
ALLEN, Carlos	92	DL	Sr.	Frederick Douglass HS
ASHLEY, Qua	30	RB	So.	Dublin HS
BAH, Sulaiman	23	DB	Jr.	Parkview HS
BARNES, Demetric	56	DL	Sr.	Arabia Mountain HS
BARNUM, Jalen	14	LB	Sr.	Wayne County HS
BENEFIELD, Michael	0	RB	Jr.	Butler
BENYARD, Gabriel	1	RB	Jr.	Irwin County HS
BENYARD, Garland	7	LB	Jr.	Irwin County HS
BILLINGSLEY, Que	25	DB	Fr.	Central HS
BOHANNON, Blake	5	WR	Jr.	Etowah HS
BOHANNON, Braden	19	QB	So.	Etowah HS
BOYKIN, Javian	48	TE	Gr.	Georgia Southern
BROWN, Rob	33	RB	So.	Trion HS
BRYSON, Davis	9	QB	Fr.	Freedom HS
BUTTS, Trey	64	OL	So.	Mount De Sales Academy
CLEMONS, Yesiah	24	RB	Sr.	Point
COLE, David	28	WR	Fr.	East Hamilton HS
CRAIG, Andre	34	WR	Fr.	Meadowcreek HS
CUMMINS, Conor	77	K	Jr.	George Walton Comprehensive HS
DANIELS, Preston	2	TE	Sr.	Washington County HS
DARDY, Ramonetei	63	DL	Fr.	Dublin HS
DARNELL, Rowan	85	TE	So.	Johns Creek HS
DAWSON, James	70	OL	Sr.	Opelika HS
DEAN, Navelle	38	WR	Fr.	Carver HS
DIGGS, Alexander	37	RB	So.	Brookwood HS
DONALD, Cameron	59	DL	Sr.	Woodmont HS
DONALDSON, CJ	45	DL	Fr.	Metter HS
DOPSON, Bryson	81	WR	Fr.	Brookwood HS
FINER, Connor	80	WR	Jr.	River Ridge HS
FOSTER, Isaac	12	WR	Gr.	Chattooga HS
FRANKLIN, Deldrick	47	LB	Fr.	Blessed Trinity HS
GAINES, Jordan	39	DB	Fr.	Statesboro HS
GAMBLE, Chance	3	DB	Jr.	Fitzgerald HS
GILLIAM, Matthew	67	OL	Jr.	Fayette County HS
GRIER, Kenai	26	RB	Fr.	Eastside HS
HABECK, Brian	76	OL	So.	Jefferson HS
HALLUM, Tyler	20	DB	Jr.	Reinhardt
HAMILTON, Tarez	27	DB	Fr.	Dutchtown HS
HANCOCK, Gatlin	84	TE	Fr.	Darlington HS
HAND, Dylan	38	DB	Jr.	Dacula HS
HANNON, Dylan	79	DL	So.	Alpharetta HS
HARDY, DeAngelo	10	DB	Sr.	McCallie School
HARGROVE, Trey	52	LB	Fr.	Ware County HS
HINES, Seaburn	55	OL	Jr.	Georgia Southern
HOGAN, AI	62	OL	Gr.	Wofford
HOPSON, Baron	44	LB	Jr.	Jackson State
HUIET, Joshua	90	P	Jr.	Johns Creek HS
JACKSON, Trenton	68	OL	Sr.	Oak Grove HS
JARRETT, Jaylan	60	DL	Fr.	Pike Road HS
JONES, Milon	40	DB	So.	So. Marietta HS
JOHNSON, Danarius	42	DB	So.	Pierce County HS

Name (Last, First)	No.	Pos.	Cl.	Previous School
JOHNSON, Donelius	48	LB	So.	Pierce County HS
JOHNSON, Tyriek	26	DB	Jr.	Presbyterian
JOHNSON, William	51	OL	So.	Northview HS
KENT, Carson	86	TE	So.	Cambridge HS
KIRBY, Elijah	22	LB	Sr.	Riverwood HS
KRIEGBAUM, Mikey	46	TE	Fr.	Kings Academy HS
LEIATAUA, Eli	39	TE	So.	Bradwell Institute
MATHIS, Jonathan	36	DB	Fr.	Norcross HS
MAY, Kaleb	54	OL	Fr.	McAdory HS
MBANWEI, Acha	89	K/P	Jr.	Presbyterian
McCARTY, Cole	17	QB	Fr.	Moody HS
McELMURRAY, TJ	88	WR	Fr.	Midland Valley HS
McGOWAN, Kemari	23	WR	Sr.	Middle Tenn. Christian School
MILES, Jordan	94	DL	Jr.	Eastern Illinois
MILLER, AJ	53	DL	Fr.	South Pointe HS
MONTGOMERY, Markeith	21	DB	Gr.	Ridgeland HS
MORRIS, Deontre	6	DB	Jr.	Therrell HS
MURPHY, Jonathan	4	QB	Gr.	Long Beach Community College
MYERS, Jahon	58	DL	Sr.	Luella HS
NELSON, Tyler	16	QB	Fr.	Gardendale HS
NEWMAN, Ethan	72	OL	Fr.	Navarre HS
NWOHA, Ugonna	90	DL	So.	South Cobb HS
O'NEAL, Hall	75	OL	Sr.	Holy Innocents' Episcopal School
OSBORNE, Jacob	58	LS	Fr.	Albany State
PARKER, Joel	95	DL	Gr.	Pinson Valley HS
PAUL, Isaac	31	DB	Fr.	Mosely HS
PAXTON, Terrell	50	OL	Gr.	Tucker HS
PENNINGTON, JT	65	OL	So.	Jacksonville State
PETTIGREW, Havik	74	OL	So.	Allatoona HS
PORTER, Sidney	11	DB	Jr.	Saint Thomas
RAY, Jacob	47	WR	Fr.	Berry College
REDDING, Markell	35	DB	Fr.	West Florida HS
REMY, Charles	96	DL	Jr.	Harrison HS
RICHESON, Jaden	51	DL	Jr.	UNC Pembroke
RUCKS, Jamar	93	DL	R-So.	App State
SAWYER, Nick	18	DB	So.	Sparkman HS
SCARVER, Amir	41	LB	Fr.	South Paulding HS
SCOTT, DJ	32	RB	Fr.	Oviedo HS
SCOTT, Tyler	57	DL	Sr.	Jackson HS
SILAS, Juandarion	49	LB	So.	Cedar Shoals HS
SIMS, Dennis	87	WR	Fr.	Rockmart HS
SLEDGE, Gene	35	RB	R-So.	Northern Colorado
SMITH, Kevin	79	OL	Fr.	Dacula HS
TAYLOR, RJ	98	DL	So.	Gulf Shores HS
THOMAS, Ronnie	78	LS	So.	Houston County HS
ULRICH, Jacob	83	P	Fr.	Mill Creek HS
WALKER, Pooda	99	DL	So.	West Florida
WALLACE, Tykeem	8	WR	Jr.	Thomas County Central HS
WASHINGTON, JeRico	28	DB	Fr.	Westlake HS
WATKINS, Adam	97	DL	Jr.	Dacula HS
WATSON, Corr'yon	73	OL	Fr.	Hillcrest HS
WILLIAMS, Jayven	15	DB	So.	Baker HS
WILLIAMS, Joe	29	DB	So.	Thomasville HS
WILLIAMSON, Josh	27	WR	Fr.	Greater Atlanta Christian
WILLIS, Darron	61	OL	Sr.	St. Francis HS
WOODS, Jerrod	43	LB	Jr.	Lee County HS
WRIGHT, Nate	71	OL	So.	Gardendale HS

