



KENNESAW STATE

THE BEST STARTUP IN CFB HISTORY

8TH SEASON | 2017, 2018 AND 2021 BIG SOUTH CHAMPIONS | FOUR FCS PLAYOFF APPEARANCES



Game Nine | at No. 15 UT Martin | Nov. 5, 2022 at 1:00 P.M. ET | Martin, Tenn.

SERIES HISTORY AND NOTES



Head Coach Brian Bohannon
Season at KSU: 8th (67-22)
Season as HC: 8th (67-22)

- » Undefeated all-time against OVC opponents (5-0)
- » 25-14 when playing an opponent for the first time

FIRST MEETING



Head Coach Jason Simpson
Season at UTM: 16th (105-83)
Season as HC: 16th (105-83)

- » Won four of its last five games
- » Undefeated at home in 2022
- » Has not lost at home since Apr. 3, 2021

FOLLOW THE ACTION



PLAY-BY-PLAY Nolan Alexander

ANALYST Barclay Miller

SIDELINE Brandon Sutton

HOST Bryce Gaubert

RADIO:
KSU OWLS APP

2022 STATISTICS



2022 OPPONENTS

POINTS SCORED

206

282

TOTAL YARDS

2,851

3,259

PASSING YARDS

1,162

2,316

RUSHING YARDS

1,866

1,146

TIME OF POSSESSION

4:40:04

3:19:56

FIRST DOWNS

162

166

TURNOVERS

13

17

SACKS

15

10

NUMBERS TO KNOW

76

» The Owls have rushed for 150+ yards in 76 straight games vs. FCS opponents dating back to week 11 of the 2015 season.

» KSU football has scored 10+ points in each of its last 67 games dating back to 2016.

67

43

» KSU has won each of the last 43 games when it scores 32 points and is 46-1 all-time when reaching that mark.

» KSU is 25-14 all-time when playing a team for the first time. Saturday marks the first meeting between KSU and UTM.

25

20

» KSU ranks first in the FCS with 20 road wins in the last five fall seasons.

» Defensive back Markeith Montgomery has broke the KSU career record with his ninth INT vs. CSU on Oct. 29.

9

7

» In each of the KSU's seven fall seasons, the team has NEVER reached November with a losing record.

» The Owls are 5-0 all-time against teams from the OVC, including 2-0 on the road.

5

1

» 2022 marks year one for Kennesaw State in the ASUN Conference for football after seven years in the Big South.

2022 SCHEDULE 4-4, 1-2

COMBINED OPPONENTS' RECORD **45-44**



at Samford (7-1)

L, 17-27



at RV Cincinnati (6-2)

L, 10-63



BYE WEEK



vs. Wofford (2-6)

W, 24-22



at Jacksonville State (7-2)

L, 28-35 (OT)



vs. North Alabama (1-7)

W, 40-34 (2OT)



vs. Central Arkansas (4-4)

L, 24-51



vs. Tennessee Tech (2-6)

W, 33-30 (OT)



vs. Charleston Southern (1-7)

W, 30-20



at #15 UT Martin (5-3)

Saturday, Nov. 5 | 1:00p EST
Martin, Tenn.
Graham Stadium



vs. Austin Peay (5-3)

Saturday, Nov. 12 | 1:00pm
Kennesaw, Ga.
Fifth Third Bank Stadium



at Eastern Kentucky (5-3)

Saturday, Nov. 19 | 3:00pm
Richmond, Kent.
Roy Kidd Stadium



All games broadcasted on ESPN+
All times eastern
>> White - Home Game
>> Grey - Road Game
>> ASUN logo - Conference Game
>> * - Homecoming
>> & - Senior Day/Military Appreciation Day

WHAT'S INSIDE

Schedule/Results
Team Notes
Media Info
FCS/ASUN Ranks
Team Notes
Nitty Gritties

1 Saturday's Best
1 A New Playground
2 ASUN POTW
3 LLLD
4 The Bank
7 Offensive Depth Chart

9 Defensive Depth Chart
10 Brian Bohannon
11 History
12 Year-by-Year Results
13 Single Game Records
14 The Last Time We...

15 2022 Charts
16 Depth Chart
17 2022 Stats
18 2022 Roster/Staff
21
27

29
32
33
36



MEDIA INFORMATION

CREDENTIAL REQUESTS

>> Media credential requests for the 2022 KSU football season can be found on KSUOwls.com/football under the drop down menu.

>> Requests must be submitted no less than two days prior to the scheduled game. There are no exceptions.

>> The football communications staff reserves the right to revoke or deny credentials to any media members.

PARKING INFORMATION

>> Parking will be available for credentialed members of the media for 2022 Kennesaw State football home games. The KSU football communications staff is not able to provide parking for uncredentialed persons.

>> Media will park in the Yellow Lot at the northeast corner of Fifth Third Bank Stadium (see map on the right).

MEDIA WILL CALL

>> Media will call/credential pickup will be at the Georgia Natural Gas Gate (located on the west side of Fifth Third Bank Stadium) and will open two hours prior to kickoff.

SIDELINE ACCESS

>> Media must remain outside the bench area and may not shoot behind the benches on either sideline.

>> Media must remain in the designated area outside of the sideline box (from 20-yard line to 20-yard line).

WEEKLY PRESS CONFERENCE

>> Coach Bohannon's weekly press conference is held in the press conference room inside Fifth Third Bank Stadium. For access and directions, please contact a member of the football communications staff.

>> The press conference is also live streamed every Tuesday at 11:30 a.m. on the Kennesaw State Owls YouTube channel.

COMMS CONTACTS

Michael Goss Email Office Cell	Assoc. Director of Communications rgoss11@kennesaw.edu 470-578-7872 678-477-8590
Michael Pitts Email Office Cell	Communications Assistant mpitts24@kennesaw.edu 470-578-3217 678-373-7093
Nolan Alexander Email Office Cell	Associate Athletic Director for Communications/ Broadcasting nalexa29@kennesaw.edu 470-578-7789 770-713-3071

WEEKLY INTERVIEW ACCESS

>> Player/coach interview availability post-practice and during the week varies week-to-week and must be requested at least one day in advance.

>> The coaches and players available for interviews are determined by the KSU football communications staff and specific coaches and players cannot be guaranteed for media availability.

MEDIA AVAILABILITY

SUN. 10/30 | NO AVAILABILITY

MON. 10/31 | SELECT PLAYER/COACH AVAILABILITY POST-PRACTICE

TUES. 11/1 | COACH BOHANNON'S WEEKLY PRESS CONFERENCE

WED. 11/2 | SELECT PLAYER/COACH AVAILABILITY POST-PRACTICE

THURS. 11/3 | NO AVAILABILITY

FRI. 11/4 | BROADCAST MEETINGS /TRAVEL

SAT. 11/5 |  

SUN. 11/6 | NO AVAILABILITY

MON. 11/7 | SELECT PLAYER/COACH AVAILABILITY POST-PRACTICE

>> Any other interview requests for players or coaches must be approved by a KSU football communications contact.

MEDIA PARKING





OWLS IN THE

ENTERING WEEK TEN




Category	Stat	FCS Rank
Fewest Penalty Yards	246	1st
Fewest Penalty YPG	30.75	2nd
Fumbles Recovered	10	3rd
Average Time of Possession	35:01	3rd
Fewest Penalties	32	5th
Turnovers Gained	19	5th
Passing Yards per Comp.	14.52	11th
Turnover Margin	0.75	13th
Rushing Offense	211.1	14th
Sacks Allowed per Game	1.25	16th
Kick Return Defense	16.94	19th



DEONTRE MORRIS
DEFENSIVE BACK

Category	Player	Stat	FCS Rank
Passing Yards per Completion	Xavier Shepherd	15.48	4th
Fumbles Recovered	Carlos Allen	2	8th
	Garland Benyard	2	8th
	Chance Gamble	2	8th
Interceptions per Game	Markeith Montgomery	0.5	8th
	Deontre Morris	0.4	25th



MARKEITH MONTGOMERY
DEFENSIVE BACK

OWLS IN THE

ENTERING WEEK TEN



Category	Stat	ASUN Rank
4th Down Conversion %	50%	1st
Fewest Penalties	32	1st
Fumbles Recovered	10	1st
Passes Intercepted	9	1st
Interceptions Thrown	4	1st
Sacks Allowed per Game	1.25	1st
Average Time of Possession	35:01	1st
Turnover Margin	0.75	1st
Turnovers Gained	19	1st
First Downs Allowed	166	2nd
Kick Return Defense	16.94	2nd
Rushing Offense	211.1	2nd
Rushing Defense	117.9	2nd
TFL Allowed per Game	5.12	2nd

Category	Player	Stat	ASUN Rank
Forced Fumble per Game	Markeith Montgomery	0.25	1st
Interceptions per Game	Markeith Montgomery	0.5	1st
	Deontre Morris	0.4	2nd
Passing Yards per Completion	Xavier Shepherd	15.48	1st
Fumbles Recovered	Carlos Allen	2	2nd
	Garland Benyard	2	2nd
	Chance Gamble	2	2nd
Passes Defended per Game	Markeith Montgomery	1.1	3rd



A NUMBERS GAME

89

STRAIGHT GAMES
WITH AT LEAST ONE
POINT SCORED

(A.K.A. - EVERY GAME KSU HAS EVER PLAYED)

USA x



COMING 2024

STRAIGHT
GAMES SCORING
DOUBLE-DIGITS

67

LAST TIME SCORING ONLY SINGLE-DIGITS:
NOVEMBER 19, 2016 VS. CHARLESTON SO.



25-14 **ALL TIME**

WHEN PLAYING A TEAM FOR THE FIRST TIME

6-5 **IN**
CONFERENCE

3-3 **IN**
PLAYOFFS

18-3 **AT**
HOME

7-11 **ON THE**
ROAD

FIVE NEW OPPONENTS ON DECK IN 2022

22

STRAIGHT WINS
INSIDE
FIFTH THIRD BANK
STADIUM VS.
NON-CONFERENCE
OPPONENTS

(25-1 ALL-TIME)

RE-WROTE
THE



RECORD
BOOK

1ST AND 2ND-MOST SINGLE-GAME RUSHING TDs BY A QB


4

XAVIER SHEPHERD
VS. DAVIDSON IN 2021

JONATHAN MURPHY
AT WOFFORD IN 2019

3

TOP 20



TOTAL
DEFENSE
IN FCS EVERY
YEAR
OF KSU FB
HISTORY

THE ONLY FCS PROGRAM TO FINISH
TOP 20 IN EVERY SEASON SINCE 2015



RUSHING TO VICTORY

6

STRAIGHT
SEASONS
FINISHING
**TOP
THREE**

IN RUSHING YARDS

THE LONGEST ACTIVE
STREAK IN THE



76

STRAIGHT GAMES
WITH 150+
RUSHING YARDS
VS. FCS
OPPONENTS

STARTED IN **WEEK 11** OF THE
2015 SEASON



*IN 89 GAMES,
KSU HAS ONLY BEEN
OUT-RUSHED*

5 TIMES

293 RUSH
TDS
SINCE 2015
2ND IN FCS



ADAM WATKINS
THROWS

FOOTBALL x TRACK & FIELD

2



TYKEEM WALLACE
SPRINTS

SPORTERS



NOTES TO KNOW

ONE OF 3



PROGRAMS TO HAVE A
PLAYER FINISH 28TH OR BETTER IN
RUSHING TOUCHDOWNS IN EACH OF
THE LAST FIVE SEASONS
NORTH DAKOTA ST
+
EASTERN WASHINGTON

THE
ONLY 

FCS PROGRAM TO HAVE
QBs POST FALL SEASONS OF

850+ RUSHING YARDS

AND

1,000+ PASSING YARDS

SINCE 2015

(NO SCHOOL HAS HAD MORE THAN TWO IN THAT
SPAN)

KSU IS ONE OF ONLY

THREE

**DIVISION I PROGRAMS TO
ACCOMPLISH THIS FEAT**
(LOUISVILLE AND NAVY)

ONE OF 2

FCS TEAMS
SINCE 2015 TO 

**FINISH TOP 23 IN 3RD DOWN
CONVERSIONS EVERY
SEASON** (DUQUESNE)



**FINISH TOP 26 IN TIME OF
POSSESSION EVERY SEASON**
(THE CITADEL)

3

**THE ONLY FCS TEAM TO
FINISH TOP 10 IN 3RD
DOWN CONVERSIONS IN**

FIVE OF THE
LAST SEVEN
SEASONS

THE ONLY
FCS
PROGRAM
TO FINISH

TOP 6

IN SACKS
ALLOWED
EVERY FALL
SINCE 2015



THE NITTY GRITTIES

Stat	2022	Under Bohannon
Overall	4-4	67-22
At home	4-1	41-6
On the road	0-3	25-16
At neutral site	0-0	1-0
Conference Games	1-2	30-10
Non-Conference Games	3-2	34-12
Overtime	2-1	3-2
Playoff games	0-0	5-4
Thursdays	0-1	3-3
Saturdays	4-3	64-19
Day (Before 6 p.m.)	2-3	48-16
Night (After 6 p.m.)	2-1	18-8
In August	0-0	1-2
In September	1-2	18-6
In October	3-2	25-4
In November	0-0	19-5
In December	0-0	2-4
On Turf	0-2	18-14
On Grass	4-2	49-8
Vs. Ranked Opponents	0-0	8-9
Win Coin Toss	3-3	30-16
Lose Coin Toss	1-1	36-7
Score First	3-2	41-10
Opponent Scores First	1-2	26-12
Lead after 1st quarter	4-1	41-4
Tied after 1st quarter	0-1	14-10
Trail after 1st quarter	0-2	13-8
Lead after 2nd quarter	4-1	56-6
Tied after 2nd quarter	0-0	7-1
Trail after 2nd quarter	0-3	4-15
Lead after 3rd quarter	3-1	62-3
Tied after 3rd quarter	0-0	1-0
Trail after 3rd quarter	1-3	4-19
Have a 100-yd rusher	3-1	37-7
Allow a 100-yd rusher	0-3	9-9
Have a 300-yd passer	0-0	0-0
Allow a 300-yd passer	2-0	7-2
Have a 100-yd receiver	0-0	6-1
Allow a 100-yd receiver	2-2	7-8
Scoring < 20 points	0-2	7-10
Scoring 20-29 points	1-2	10-10
Scoring 30+ points	3-0	48-2
Allowing < 20 points	0-0	43-2
Allowing 20-29 points	2-1	13-8
Allowing 30+ points	2-3	5-12
Outgain opponent	4-0	61-10
Outgained by opp.	0-4	6-12
Win turnover margin	3-3	43-5
Lose turnover margin	0-1	7-10
Tie in turnovers	1-0	18-6
Close games (1-10)	4-2	23-13
Games (11-20)	0-0	8-2
Blowouts (20+)	0-2	36-7
Won Time of Poss.	4-4	54-18
Lost Time of Poss.	0-0	11-5

WINNING % SINCE 2015

Rk	Team	Win %
1.	Georgia	.826
2.	Kennesaw State	.753
3.	Mercer	.517
4.	Georgia Southern	.510
5.	Georgia State	.452
6.	Georgia Tech	.396

PPG AVERAGE SINCE 2015

Rk	Team	PPG
1.	Kennesaw State	34.19
2.	Georgia	33.32
3.	Mercer	28.97
4.	Georgia Southern	28.09
5.	Georgia State	26.37
6.	Georgia Tech	25.27

2022 QUICK FACTS

Institution Name	Kennesaw State University
Location	Kennesaw, Ga. 30144
Enrollment	43,000
Founded	1963
Nickname	Owls
Colors	Black & Gold
Affiliation	NCAA Division I FCS
Conference	Big South Conference
President	Dr. Kathy Schwaig
Director of Athletics	Milton Overton
Athletic Website	KSUOwls.com
Home Field	Fifth Third Bank Stadium
» Capacity	8,300
» Surface	Bermuda Grass
» 2021 Fall Record	11-2
Base Offense	Spread Option
Base Defense	4-2-5
Offensive Starters Returning/Lost	5/6
Defensive Starters Returning/Lost	7/4
First Season of Football	2015
All-Time Record	67-22 (.753)

COACHING STAFF

Head Coach	Brian Bohannon
» Alma Mater	Georgia '93
» Career Record	67-22 (8th Year)
Off. Coordinator/Off. Line	Grant Chesnut
Def. Coordinator/Safeties	Danny Verpaele
WRs Coach/Special Teams Coord.	Ossie Buchannon
Tight Ends/Tackles Coach	Stewart Cook
Recruiting/Defensive Line	Liam Klein
Defensive Backs Coach	Darius Safford
Running Backs Coach	Tim Glanton
Quarterbacks/B-backs Coach	Chandler Burks
Linebackers Coach	Greg Harris
Defensive Ends	Kynjee Cotton
Graduate Assistant/Offense	Jake Lassiter
Graduate Assistant/Defense	Hampton Hamner
Director of Strength/Conditioning	Jim Kiritsy
Chief of Staff	Matt Griffin
Director of Football Operations	Lydia West
Head Football Athletic Trainer	Keith Mize
Assistant Football Athletic Trainer	Courtney Wisler
Video Coordinator	Reese Mathewson
Coordinator, Football Admin.	Trudy Cobb
Football Equipment Manager	Kaleb Fedelem

STREAKS AND DUBS

Current Streak	Win 2
Current Home Streak	Win 2
Current Road Streak	Lost 3
Last Win	Oct. 29, 2022
	vs. Charleston Southern, 30-20
Last Home Win	Oct. 29, 2022
	vs. Charleston Southern, 30-20
Last Home Loss	Oct. 15, 2022
	vs. Central Arkansas, 24-51
Last Road Win	Nov. 13, 2021
	at North Alabama, 28-24
Last Road Loss	Oct. 1, 2022
	at Jacksonville State, 28-35 (OT)

COACHES TO 50 WINS

Coach	Record	Total Gms
Paul Johnson	50-8	58
Urban Meyer	50-11	61
Kirby Smart	50-14	64
Brian Bohannon	50-15	65
Dabo Swinney	50-22	77
Nick Saban	50-29-1	80



THE NITTY GRITTIES

Best Ever

- No other start-up program in college football history had more wins in its first five seasons that Kennesaw State with 48 victories
- The Owls surpassed Georgia Southern (47) and Old Dominion (46) with their final two wins of the 2019 season.
- KSU is also the first start-up program in college football history to post three consecutive 11-win seasons during its first five years of competition.

On The Move

- On October 14th, Kennesaw State formally accepted an invitation to join Conference USA, effective July 1, 2024.
- When the Owls move to C-USA, it will mark the 10th season of Kennesaw State football.

Dynasty Mode

- Dating back to week two of the 2017 season, Kennesaw State has won 53 of its last 66 games for an .803 winning percentage.
- The Owls won three Big South Conference Championships in the last five seasons and have four FCS Playoff appearances.
- KSU is one of three teams in the country to win a playoff game in each of the last four fall seasons, joined by North Dakota State and James Madison. The Owls are also one of just five programs to appear in each of the last four 24-team FCS Playoffs.

Double-Up

- The Owls are 48-7 when they score inside the last three minutes of the first half (36 TD's and 19 FG's). The team is 33-2 when its scores a touchdown inside three minutes and 15-3 when it kicks a field goal inside three minutes of the first half.
- When KSU scores within the last three minutes of the first half AND on its first possession of the second half, the team is 30-0.

Taking Flight

- Kennesaw State has had three consecutive games with 10 or more passing first downs, the longest-such streak in program history.
- Entering 2022, the Owls only had three games in their history with 10 or more passing first downs.

Owls Owned The Big South

- In just seven seasons of existence, Kennesaw State and head coach Brian Bohannon have five all-time playoff wins, tying the record by both a league member and head coach. Former member Coastal Carolina and its head coach, Joe Moglia, collected four playoff victories.
- Kennesaw State and Monmouth split the last five Big South titles. The two programs are a combined 47-5 in conference games since the start of the 2017 season, with each loss against each other.

Minute Men

- In their first seven seasons, the Owls have 64 scoring drives of one minute or less, including a program-best 17 in 2019.
- KSU tallied eight scoring drives under one minute during the 2021 season.
- The Owls have produced five drives of one minute or less in 2022.

Fourth Down Success

- The Owls set a new program record with 12 consecutive successful fourth down attempts last season. The streak started week one against Reinhardt and ended week eight against Campbell.
- Since its inaugural season in 2015, Kennesaw State has the most fourth down attempts AND most successful conversions in the FCS (minimum 100 attempts).
- There have only been four games in the history of Kennesaw State football that the team has not attempted at least one fourth down conversion.
 - Point University - 2015, 2016
 - Presbyterian College - 2018
 - Gardner-Webb - 2021

A Tradition Unlike Any Other

- HERO Sports ranked the top FCS traditions and to no surprise KSU's Turnover Plank made the list. Former Owl Tanner Jones discovered Plank during a 2015 spring break trip, and brought it to the team during the 2017 season. Adopted as the team's turnover reward, Plank has been featured on media outlets nationwide and is an unquestioned national treasure.

The In-Town Scoreboard

- Kennesaw State is 20 minutes away from the city of Atlanta and its three major professional sports franchises, the Braves, Falcons and Hawks.
- KSU football has shared gamedays with each of these teams and has found success when it has had to share the spotlight.
- The Owls were in action on three Saturdays during the Atlanta Braves' 2021 World Series run in the Postseason. On each of those days, both squads were victorious (and both brought rings to Cobb County in 2021).
- When any of the three play, KSU football is 47-15.
- On days when the Braves play: 26-11
- On days when the Falcons play: 1-0
- On days when the Hawks play: 20-4
- On days when two of the three play, KSU football is 3-0.
- The Owls share nine gamedays in 2022 with one of these teams, with the first four regular season games matching up with the Braves and the final four with the Hawks,



SATURDAY'S BEST

OPPONENT HELMET JERSEY PANTS



Black/White/Black: 5-3 all-time

- Last win: Oct. 24, 2018
- First used: 2017



Black/White/White: 3-1 all-time

- Last win: Nov. 6, 2021
- First used: 2017
- Notable game: 2017 Big South Championship Game



Black/Grey/Grey: 2-0 all-time

- Last win: Sept. 24, 2022
- First used: 2017
- Defeated Wofford, 24-22 at Fifth Third Bank Stadium



Gold/White/White: 6-7 all-time

- Last win: Sept. 18, 2021
- First used: 2015 (Most-used uniform combination in KSU history)
- Notable game: 2019 FCS Playoff win over Wofford



Gold/Black/Black: 8-0 all-time

- Last win: Oct. 8, 2022
- First used: 2015
- Notable game: First-ever home game in KSU history



Black/White/White: 3-2 all-time

- Last win: Nov. 6, 2021
- First used: 2017
- Notable game: 2017 Big South Championship Game



Black/Gold/Gold: 2-0 all-time

- Last win: Oct. 22, 2022
- First used: 2016
- Notable game: KSU def. Clark Atlanta, 56-0 (First shutout in KSU history)



Black/Black/Black: 6-0 all-time

- Last win: Oct. 29, 2022
- First used: 2016
- Notable games: 2018 and 2021 Big South Championship Game Wins



UNIFORM FUN FACTS

Combination Lock

- Since its inception as a program in 2015, the Owls have donned 26 different uniform combinations. Gold, black, white and grey are the only colors that have made an appearance on a KSU football uniform. The 2015 and 2018 seasons each introduced six new combos, the most in a single season.

All-Out Dominance

- The Owls are 13-0 all-time when using one color on all three pieces of the uniform. When wearing all black, the Owls are 6-0, and 4-0 when wearing all gold. Only one of these combinations, the all-white uniform used in 2018 and 2019, has even been worn on the road.

Black and Gold, Proud and Bold

- The winningest combo in KSU history is gold helmets with a black jersey and black pants with a 7-0 all-time record. This uniform was worn in the first-ever home game in KSU football history, a 58-7 win over Edward Waters. It was worn four total times in the inaugural season, but has only been used three times since then.





NEW PLAYGROUND



PRESEASON

ALL-CONFERENCE



**XAVIER
SHEPHERD**

QUARTERBACK
Junior



**TERRELL
PAXTON**

OFFENSIVE LINEMAN
Senior



**ZION
KATINA**

OFFENSIVE LINEMAN
Senior



**MATT
OLSON**

OFFENSIVE LINEMAN
Graduate



PLAYERS OF THE WEEK



**JUAN
SILAS**

LINEBACKER - FRESHMAN

Freshman of the Week - September 12

Silas added five tackles (four solo) and one tackle-for-loss on Saturday against 2021 College Football Playoff semifinalist Cincinnati. The freshman also forced a fumble for the second straight game which turned into three points for the Owls.

The linebacker was the only freshman to record a start for the Kennesaw State defense this season up to this point.



**MARKEITH
MONTGOMERY**

DEFENSIVE BACK - SENIOR

Defensive Player of the Week - September 26
Defensive Player of the Week - October 24

Sept. 26 - Montgomery ended the night with four tackles (two solo), one interception and one pass break-up. Late in the first quarter, the senior picked off a pass and returned it 78 yards to set a new school record for longest interception return. The pick marked the sixth of his career and moved Montgomery into third place in the KSU record book for career interceptions.

Oct. 24 - At the start of the fourth quarter, Montgomery registered his eighth career interception, tying the Kennesaw State career record (Donte Blackmon). The pick was Montgomery's third on the year, which tied his single-season high (2019). He finished with eight tackles (six solo), one tackle-for-loss and one pass break-up in the contest.



**CONOR
CUMMINS**

KICKER - SOPHOMORE

Special Teams Player of the Week - October 10
Special Teams Player of the Week - October 24

Oct. 10 - Cummins totaled 10 points on Saturday night against UNA, including field goals from 36 and 26 yards, respectfully. The sophomore was also a perfect 4-for-4 on PATs and had six kickoffs with three being touchbacks. The two field goals marked the first of Cummins' collegiate career, with the second tying the game at 20 apiece with less than six minutes remaining.

Oct. 24 - Trailing 27-24 with six seconds remaining, Cummins nailed a career-long 40-yard field goal to send Kennesaw State into its third overtime game of the season. The sophomore also converted a 20-yard field goal in the second quarter and was a perfect 3-for-3 in PATs.



**GABRIEL
BENYARD**

PUNT RETURNER - SOPHOMORE

Special Teams Player of the Week - October 31

Oct. 31 - The KSU return man was difficult to tackle as he compiled a school-record 117 punt return yards on four attempts. Benyard also added one kickoff return for 29 yards, before the Buccaneers elected to stop kicking it in his direction.

While on offense, the Ocilla, Ga. native collected a team-high 61 receiving yards on two receptions. Midway through the second quarter, he connected with quarterback Xavier Shepherd for a 37-yard catch to score his first receiving touchdown of the season.



LADARIUS CLARDY MEMORIAL IMPACT AWARD



Ladarius “LD” Clardy was a member of our 2020-2021 Kennesaw State football program. Just a freshman, he left a lifetime impact on teammates, coaches, the athletics department, and the greater Kennesaw community. Above all, he was a competitor.

Whether in friendships, in the classroom, or on the field, Ladarius worked hard to achieve his goals and lead others along with him. He is remembered for his smile and uplifting attitude that lit up any room. His effort on the football field was matched only by his diligence in the classroom. Ladarius represented all facets of a Kennesaw State football player.

On July 1st, 2021, his life was taken too soon. To honor his memory and legacy, the Ladarius “LD” Clardy Memorial Impact Award will be annually given to a member of our program that embodies his love for the game, the example he led by on and off the field, and the level of excellence we know he would want his teammates to live up to.

This player upholds the standards of Kennesaw State football, gives unbelievable effort in all areas as a student-athlete, and radiates a positive attitude worthy of wearing jersey #13. Ladarius was the Gold Standard as a young man, and we are honored to continue remembering his life on the football field each season.

AWARD RECIPIENTS

Player	Year
DeAngelo Hardy, QB	2021



HOME, SWEET HOME

Opened **May 2, 2010**

Capacity **8,300**

Attendance Record **9,556**

Oct. 16, 2021 - KSU Football vs. North Carolina A&T



Home to KSU Soccer **since Aug. 14, 2010**

Home to KSU Lacrosse **since Mar. 2, 2013**

Home to KSU Football **since Sept. 12, 2015**

Also home to **Atlanta United 2**

Has Hosted:

Atlanta United, United States National Women's Soccer Team, three U20 National Men's Soccer teams, World Cub Rugby qualifying games, Major League Lacrosse National Championship, CONCACAF Champions League Soccer and the USA Rugby Sevens Collegiate National Champs.



MOST ATTENDED KSU FOOTBALL HOME GAMES

Rank	Opponent	Attendance
1	North Carolina A&T (10/16/21)	9,556
2	Edward Waters (9/12/15)	9,506
3	Liberty (10/15/16)	8,803
4	Alabama State (9/15/18)	8,799
5	Charleston Southern (11/7/15)	8,670
6	Monmouth (10/31/15)	8,668
7	Shorter (9/19/15)	8,664
8	ETSU (9/3/16)	8,574
9	Tennessee Tech (9/9/17)	8,418
10	Point (9/10/16)	8,354





OFFENSIVE DEPTH CHART

QB



8 Xavier SHEPHERD

- 6-0 • 205 • Jr.
- KSU record 15 completions vs. TTU (Oct. 22)
- Second in KSU history with 31 rushing TDs
- Led FCS in 2021 with 23 rushing TDs



4 Jonathan MURPHY

- 6-0 • 190 • Sr.
- Six career 100-yard rushing games
- KSU single-game QB rushing yards record (206)
- 289 total yards and 4 TDs at ETSU in 2021

2B



2 Preston DANIELS

- 5-11 • 255 • Jr.
- Four rushing touchdowns this season
- Career-long rush (46 yds) vs. TTU (Oct. 22)
- 11 yards per carry vs. Monmouth in 2021



46 Jordan LAY

- 5-11 • 205 • Jr.
- Six carries against TTU (Oct. 22)
- 61 rushing yards thus far in 2022
- Played linebacker in 2021

SB



26 Gabriel BENYARD

- 5-10 • 175 • So.
- KSU record 117 punt return yards vs. CSU (Oct. 29)
- Scored first punt return TD in KSU history in 2021
- Brother, Garland, is starting at linebacker for KSU



3 Nykeem FARROW

- 5-9 • 170 • Jr.
- 354 career rushing yards
- Career-high 72-yard reception at Samford
- Career-high 178 rush yards last season

SB



12 Isaac FOSTER

- 5-10 • 175 • Gr.
- Five total touchdowns this season
- Last five games: 340 total yards, 5 total TDs
- Graduated w/ B.S. in Business Admin in Dec. '21



35 Michael BENEFIELD

- 5-7 • 190 • So.
- Made first career start vs. Wofford (Sept. 24)
- Career-long 15-yard rush against the Terriers
- Transferred from Butler

WR



17 Chavis MARSHALL

- 6-3 • 195 • Jr.
- 38-yard career-long reception at Samford (Sept. 1)
- Played in 26 career games at Kennesaw State
- Graduated from Worth Co. HS in Sylvester, Ga.



5 Xavier HILL

- 6-2 • 205 • Jr.
- Incredible one-handed grab vs. TTU (Oct. 22)
- Appeared on ESPN's 'You Got Mossed' in 2021
- Three catches for 46 yards and one TD vs. UNA

WR



83 Blake BOHANNON

- 6-1 • 200 • So.
- 26-yard reception at Cincinnati (Sept. 10)
- Made first career start at Samford (Sept. 1)
- Son of head coach Brian Bohannon



7 Oscar GONZALEZ

- 6-4 • 230 • Sr.
- One reception for five yards at Samford
- Played in all 14 games as a freshman
- Native of Dalton, Ga.

LT



52 Jordan LOVE

- 6-2 • 275 • So.
- Played in four games w/ 53 snaps as a freshman
- Graduated from Rockledge HS in Rockledge, Fla.
- Brother, Tristan, also plays OL for Kennesaw St.



71 Nathan WRIGHT

- 6-3 • 255 • Fr.
- Graduated from Gardendale HS in Alabama
- Started 13 games as a senior
- Led team to the state quarterfinals

LG



68 Trenton JACKSON

- 6-0 • 290 • Jr.
- Played in nine games w/ 500 snaps in 2021
- Led HS to the 2019 South State Championship
- Native of Hattiesburg, Miss.



55 Seaburn HINES

- 6-2 • 305 • So.
- Played in every game so far this season
- Native of Helena, Ala.
- Transferred from Georgia Southern

C



66 Matt OLSON

- 6-3 • 285 • Gr.
- 2022 ASUN Preseason All-Conference selection
- Played 700 snaps last season
- Graduated in May w/ a B.S. in civil engineering



75 Hall O'NEAL

- 6-2 • 255 • Jr.
- Played in seven games w/ 76 snaps in 2021
- Graduated from Holy Innocents' Episcopal School
- Native of Atlanta, Ga.

RG



50 Terrell PAXTON


- 6-0 • 310 • Sr.
- 2022 ASUN Preseason All-Conference selection
- Made nine starts in 2021 w/ 518 snaps
- 2021 Big South All-Conference second team



55 Seaburn HINES

- 6-2 • 305 • So.
- Played in every game so far this season
- Native of Helena, Ala.
- Transferred from Georgia Southern

RT



65 Zion KATINA

- 6-2 • 285 • Sr.
- 2022 ASUN Preseason All-Conference selection
- Made nine starts at three positions w/ 599 snaps
- 2021 Big South All-Conference second team



61 Darron WILLIS

- 6-2 • 255 • Jr.
- Helped KSU to 4:40:04 time of possession in 2022
- Made first appearance at Cincinnati (Sept. 10)
- Native of Alpharetta, Ga.



DEFENSIVE DEPTH CHART

DE



95 Joel PARKER

- 6-0 • 250 • Sr.
- Game-winning sack vs. Wofford (Sept. 24)
- Holds KSU single-game TFL (6.0) and sacks (3.0) record (vs. Alabama State in 2019)



56 Demetric BARNES

- 6-4 • 235 • Jr.
- Six tackles thus far in 2022
- Played in 11 games last season
- Graduated from Arabia Mountain HS

DT



96 Travis BELL

- 6-1 • 305 • Gr.
- Graduated w/ a B.S. in integrative studies in 2021
- Played in 43 career games at Kennesaw State
- 2021 Big South All-Conference second team



97 Adam WATKINS

- 6-0 • 285 • So.
- 2.5 sacks so far in 2022
- Graduated from Dacula HS in Dacula, Ga.
- 24 tackles, six TFL and two sacks as a HS senior

NT



74 Desmond SCOTT


- 6-0 • 285 • Gr.
- Five tackles and one TFL vs. UCA (Oct. 15)
- 86 tackles and four career sacks in his KSU career
- Career-high six tackles at Wofford (Sept. 2021)



92 Carlos ALLEN

- 6-0 • 290 • Jr.
- Two tackles, one sack and one FF vs. CSU (Oct. 29)
- Recorded 14 tackles in nine games last season
- Graduated from Frederick Douglass HS in Atlanta

DE



58 Jahon MYERS

- 6-3 • 255 • Jr.
- Two sacks thus far in 2022
- Played in all 13 games in 2021
- Had one sack and 2.5 TFL last season



99 Charles REMY

- 6-1 • 215 • So.
- Posted one sack against Charleston So. (Oct. 29)
- Graduated from Harrison HS in Kennesaw, Ga.
- Earned all-region, All-Cobb and all-metro honors

MIKE



49 Juan SILAS

- 6-1 • 200 • Fr.
- Career-high nine tackles vs. TTU (Oct. 22)
- Led Cedar Shoals HS to playoffs as a senior
- Native of Athens, Ga.



45 Mike MINCEY

- 6-1 • 230 • So.
- Three tackles and 1.5 TFL vs. Wofford (Sept. 24)
- Three tackles at Cincinnati (Sept. 10)
- Transferred from Vanderbilt

WILL



14 Jalen BARNUM

- 6-1 • 195 • Jr.
- Five tackles and one TFL vs. TTU (Oct. 22)
- Had nine tackles and two pass deflections in 2021
- Career-high five tackles vs. Robert Morris in s2021



39 William JENKINS

- 6-0 • 215 • Jr.
- Career-high seven tackles vs. Wofford (Sept. 24)
- Played in two games as a freshman in 2019
- Native of Decatur, Ga.

SAM



41 Garland BENYARD

- 6-1 • 200 • So.
- 34 tackles and 3.5 TFL so far in 2022
- 2021 Big South Defensive Freshman of the Year
- Brother, Gabriel, is a A-Back for Kennesaw State



42 Montrel JENKINS

- 6-0 • 215 • So.
- One FF and 1.5 TFL vs. North Alabama (Oct. 8)
- Two tackles against Samford (Sept. 1)
- Graduated from North Cobb High School

CB



11 Je'Cory BURKS


- 6-0 • 195 • Sr.
- Returned blocked FG for TD at Campbell in 2021
- Career-high six tackles at Wofford last season
- Played in 31 career games at KSU



15 Jayven WILLIAMS

- 6-2 • 170 • Fr.
- Played in every game thus far in 2022
- Native of Mobile, Ala.
- Graduated from Baker High School

CB



31 Chance GAMBLE

- 6-2 • 170 • So.
- Two fumble recoveries at Jacksonville State (Oct. 1)
- First career INT at ETSU in 2021 FCS Playoffs
- 2021: seven tackles, two pass brkups and one INT



15 Jayven WILLIAMS

- 6-2 • 170 • Fr.
- Played in every game thus far in 2022
- Native of Mobile, Ala.
- Graduated from Baker High School

SS



21 Markeith MONTGOMERY


- 5-10 • 185 • Sr.
- Holds KSU record for career INTs with nine
- KSU record 78-yard pick six vs. Wofford (Sept. 24)
- Career-high four interceptions in 2022



29 Joe WILLIAMS

- 6-0 • 170 • Fr.
- Graduated from Thomasville High School
- Named Region 1 AA Athlete of the Year
- Native of Thomasville, Ga.

FS



25 Deontre MORRIS

- 5-11 • 185 • So.
- Second on team with three INT in 2022
- Career-high eight tackles vs. UCA (Oct. 15)
- Graduated from Therrell HS in Atlanta, Ga.



38 Dylan HAND

- 6-0 • 195 • So.
- One INT vs. North Alabama (Oct. 8)
- First career INT at Robert Morris last season
- Played in four games as a freshman in 2021



BRIAN BOHANNON

**HEAD COACH
8TH SEASON**



PERSONAL INFO

Born: December 17, 1970
Hometown: Griffin, Ga.
Alma Mater: Georgia '93
High School: Griffin HS
Wife: Melanie
Children: Blake, Braden and Brooke Anna

BY THE NUMBERS

Years as a Head Coach

1 2 3 4 5 6 7 8

Playoff Wins

1 2 3 4 5

Playoff Appearances

1 2 3 4

10-Win Seasons

1 2 3 4

Losing Seasons

0

A program built on Effort, Attitude and Toughness, head coach Brian Bohannon has constructed Kennesaw State from the ground up and turned the Owls into a powerhouse program at the FCS level in just seven seasons.

Hired on March 24, 2013 and tasked with building a football program from scratch, Bohannon and embraced the challenge and quickly turned Kennesaw State into the best five-year start-up program in college football history in 2019 with a 48-15 overall record, three Big South Conference championships, three straight appearances in the FCS Playoffs and four playoff victories.

Bohannon is a four-time finalist for the Eddie Robinson award as the nation's top FCS head coach, including a runner-up finish in 2018 and a third-place finish in 2017. He was named the AFCA National Coach of the Year in 2017 and is a three-time Big South Conference Coach of the Year.

He is tied for 1st in Big South Conference history with 63 victories and he became the fastest coach in league history to win 50 games when he accomplished the feat in just 65 games.

In the first five years of the program, 72 national polls were released with the Owls appearing in exactly 50-percent of the rankings. Of those 72 polls, Kennesaw State was inside the top-10 41-percent of the time.

In its final season in the Big South, Kennesaw State "left it right," winning the 2021 conference title with a 49-17 rout of Monmouth and sealing a 7-0 conference record. The Black and Gold were ranked the entire season and made it as high as No. 4 in the AFCA Coaches poll. An 11-2 campaign saw KSU earn a fourth FCS Playoff appearance and a 48-21 win over Pioneer League champion Davidson in the opening round.

Due to COVID-19, the Big South Conference moved the 2020 season to the spring of 2021, where KSU posted a 4-1 mark. The Owls were perfect at home, and had 13 all-conference honorees. Linebacker Bryson Armstrong garnered multiple All-America honors as the Owls ranked second nationally in rushing and No. 14 in total defense.

The 2019 season was the beginning of a new era in Kennesaw State football, as the original signing class moved on and gave way to a new crop of talented players hungry to continue the championship tradition. Not only did the team deliver, but they recorded the program's third-straight 11-win season and made a return trip to the FCS Playoffs where they knocked off No. 11 Wofford on the road in the opening round.

After putting the world on notice in 2017 with a 12-2 season, the Owls somehow outdid themselves during the 2018 campaign. Ranked No. 2 in the nation for much of the year, KSU earned the No. 4 overall seed in the playoffs and took an 11-game winning streak to a second consecutive quarterfinal appearance where the Owls held the third-longest home winning streak in the nation that dated back over two calendar years.

Bohannon put Kennesaw State on the map in 2017 when he led the Owls to a 12-2 season and an outright Big South Championship after finishing conference play undefeated at 5-0. After upsetting No. 3 Jacksonville State in the second round of the FCS Playoffs, KSU's historic run would falter in the quarterfinals in a tough 34-27 loss to No. 5 Sam Houston State, but not before solidifying a young Kennesaw State team as one of the nation's top programs.

Bohannon is married to the former Melanie Cobb. The two have three children, sons Blake and Braden, and daughter Brooke Anna. Braden (freshman) and Blake (sophomore) are both on the Kennesaw State football team.

CAREER NUMBERS

Year	School	Record
1996	Gardner-Webb (WR)	2-9
1997	Georgia Southern (WR)	10-3
1998	Georgia Southern (WR)	14-1
1999	Georgia Southern (WR)	13-2
2000	Georgia Southern (DB)	13-2
2001	Georgia Southern (DB)	12-2
2002	Navy (WR)	2-10
2003	Navy (WR)	8-5
2004	Navy (WR)	10-2
2005	Navy (WR)	8-4
2006	Navy (WR)	9-4
2007	Navy (WR)	8-4
2008	Georgia Tech (QB/B-backs)	9-4
2009	Georgia Tech (QB/B-backs)	10-3
2010	Georgia Tech (QB/B-backs)	6-7
2011	Georgia Tech (QB/B-backs)	8-5
2012	Georgia Tech (QB/B-backs)	7-7
2013	Kennesaw State (Head Coach)	--
2014	Kennesaw State (Head Coach)	--
2015	Kennesaw State (Head Coach)	6-5
2016	Kennesaw State (Head Coach)	8-3
2017	Kennesaw State (Head Coach)	12-2
2018	Kennesaw State (Head Coach)	11-2
2019	Kennesaw State (Head Coach)	11-3
2021 (S)	Kennesaw State (Head Coach)	4-1
2021 (F)	Kennesaw State (Head Coach)	11-2
2022	Kennesaw State (Head Coach)	4-4

Totals (HC & Assistant) 216-92 (.701)
Totals (Head Coach) 67-22 (.753)

POSTSEASON HISTORY

Year	School	Finish
1997	Georgia Southern	I-AA Playoffs
1998	Georgia Southern	I-AA National Finalist
1999	Georgia Southern	National Champion
2000	Georgia Southern	National Champion
2001	Georgia Southern	I-AA Playoffs
2003	Navy	EV1.net Houston Bowl
2004	Navy	Emerald Bowl
2005	Navy	Poinsettia Bowl
2006	Navy	Meineke Car Care Bowl
2007	Navy	Poinsettia Bowl
2008	Georgia Tech	Chick-fil-A Bowl
2009	Georgia Tech	FedEx Orange Bowl
2010	Georgia Tech	Independence Bowl
2011	Georgia Tech	Hyundai Sun Bowl
2012	Georgia Tech	Hyundai Sun Bowl
2017	Kennesaw State	FCS Quarterfinals
2018	Kennesaw State	FCS Quarterfinals
2019	Kennesaw State	FCS Second Round
2021	Kennesaw State	FCS Second Round

THE ACCOLADES

Honors & Awards	Year
Eddie Robinson Award - Finalist	2021
Big South Coach of the Year	2021
Eddie Robinson Award - Runner-Up	2018
AFCA District Coach of the Year	2018
Big South Coach of the Year	2018
Eddie Robinson Award - Finalist (3rd place)	2017
AFCA FCS National Coach of the Year	2017
Big South Coach of the Year	2017
Eddie Robinson Award - Finalist (8th place)	2016

 1989-93 - Student-Athlete (Wide Receiver)	 1994-95 - Graduate Assistant	 1996 - Assistant Coach (WR)	 1997-99 - Asst. Coach (WR) 2000-01 - Asst. Coach (DB)	 2002-07 - Asst. Coach (WR)	 2008-12 - Asst. Coach (QB)	 2013-Present - Head Coach 67-22 (.753)
---	---	--	---	--	---	--



FOR THE RECORD

ALL-TIME RECORD VERSUS OPPONENTS

Opponent	Overall	Home	Away	Neutral	Streak	Last Meeting	Date
Alabama State	3-0	1-0	2-0	0-0	W3	W, 42-7	Sept. 14, 2019
Campbell	2-0	1-0	1-0	0-0	W2	W, 30-7	Oct. 23, 2021
Central Arkansas	0-1	0-1	0-0	0-0	L1	L, 24-51	Oct. 15, 2022
Charleston Southern	5-2	4-1	1-1	0-0	W5	W, 30-20	Oct. 29, 2022
Cincinnati	0-1	0-0	0-1	0-0	L1	W, 10-63	Sept. 10, 2022
Clark Atlanta	2-0	2-0	0-0	0-0	W2	W, 70-13	Sept. 22, 2018
Coastal Carolina	0-1	0-0	0-1	0-0	W1	L, 13-45	Nov. 14, 2015
Davidson	1-0	1-0	0-0	0-0	W1	W, 48-21	Nov. 27, 2021
Dayton	0-1	0-0	0-1	0-0	L1	L, 27-31	Sept. 26, 2015
Dixie State	1-0	1-0	0-0	0-0	W1	W, 37-27	March 20, 2021
Duquesne	1-0	0-0	1-0	0-0	W1	W, 36-28	Sept. 24, 2016
East Tennessee State	1-2	0-1	1-1	0-0	L2	L, 31-32	Dec. 4, 2021
Edward Waters	1-0	1-0	0-0	0-0	W1	W, 58-7	Sept. 12, 2015
Furman	1-0	0-0	1-0	0-0	W1	W, 52-42	Oct. 1, 2016
Gardner-Webb	6-0	4-0	2-0	0-0	W6	W, 34-30	Oct. 30, 2021
Georgia State	0-1	0-0	0-1	0-0	L1	L, 24-20	Aug. 30, 2018
Georgia Tech	0-1	0-0	0-1	0-0	L1	L, 45-17	Sept. 11, 2021
Hampton	2-0	0-0	2-0	0-0	W2	W, 34-15	Oct. 9, 2021
Jacksonville State	3-1	1-0	1-1	1-0	L1	L, 28-35 (OT)	Oct. 1, 2022
Kent State	0-1	0-0	0-1	0-0	L1	L, 26-23 (OT)	Sept. 7, 2019
Liberty	1-2	0-1	1-1	0-0	W1	W, 42-28	Oct. 14, 2017
Missouri S&T	1-0	1-0	0-0	0-0	W1	W, 49-16	Oct. 8, 2016
Missouri State	1-0	0-0	1-0	0-0	W1	W, 35-24	Sept. 21, 2019
Monmouth	5-2	3-1	2-1	0-0	W1	W, 49-17	Nov. 20, 2021
Montana State	1-0	0-0	1-0	0-0	W1	W, 16-14	Nov. 4, 2017
North Alabama	3-0	2-0	1-0	0-0	W3	W, 40-34 (OT)	Oct. 8, 2022
North Carolina A&T	1-0	1-0	0-0	0-0	W1	W, 14-0	Oct. 16, 2021
North Greenville	1-0	1-0	0-0	0-0	W1	W, 38-34	Sept. 20, 2017
Point	3-0	3-0	0-0	0-0	W3	W, 59-0	Aug. 31, 2019
Presbyterian	4-1	2-0	2-1	0-0	W4	W, 55-10	Oct. 19, 2019
Reinhardt	2-0	2-0	0-0	0-0	W2	W, 35-25	Sept. 2, 2021
Robert Morris	2-0	1-0	1-0	0-0	W2	W, 45-21	Nov. 6, 2021
Sam Houston	0-1	0-0	0-1	0-0	L1	L, 27-34	Dec. 9, 2017
Samford	2-2	2-0	0-2	0-0	L1	L, 17-27	Sept. 1, 2022
Shorter	2-0	2-0	0-0	0-0	W2	W, 35-3	Feb. 27, 2021
South Dakota State	0-1	0-1	0-0	0-0	L1	L, 17-27	Dec. 8, 2018
Tennessee Tech	3-0	2-0	1-0	0-0	W3	W, 33-30 (OT)	Oct. 22, 2022
Texas Southern	1-0	1-0	0-0	0-0	W1	W, 48-3	Oct. 7, 2017
Weber State	0-1	0-0	0-1	0-0	L1	L, 21-26	Dec. 7, 2019
Wofford	4-0	2-0	2-0	0-0	W4	W, 24-22	Sept. 24, 2022

ALL-TIME RECORD VERSUS CONFERENCES

Conference/Division	Overall	Home	Away	Neutral	Streak	Last Meeting	Date
FCS (Non-Conference)	24-9	13-3	10-5	1-0	W2	CSU, W 30-20	Oct. 29, 2022
ASUN (Non-Conference)	1-0	1-0	0-0	0-0	W1	J'Ville St., W 31-6	Oct. 2, 2021
Big Sky	1-1	1-1	0-0	0-0	L1	Weber St., L, 20-26	Dec. 7, 2019
Big South (Non-Conference)	1-0	1-0	0-0	0-0	W1	CSU, W 30-20	Oct. 29, 2022
Independents	3-0	2-0	1-0	0-0	W3	N. Alabama, W 41-17	Oct. 26, 2019
MVFC	1-1	0-1	1-0	0-0	W1	Missouri St., W 35-24	Sept. 21, 2019
NEC	1-0	0-0	1-0	0-0	W1	Duquesne, W 36-28	Sept. 24, 2016
OVC	5-0	2-0	2-0	1-0	W5	TTU, W 33-30 (OT)	Oct. 22, 2022
Pioneer	1-1	1-0	0-1	0-0	W1	Davidson, W 48-21	Nov. 27, 2021
SoCon	7-4	4-1	3-3	0-0	W1	Wofford, W 24-22	Sept. 24, 2022
Southland	0-1	0-0	0-1	0-0	L1	Sam Houston, L 34-27	Dec. 9, 2017
SWAC	4-0	2-0	2-0	0-0	W4	Alabama St., W 42-7	Sept. 14, 2019
FBS	0-4	0-0	0-4	0-0	L4	Cincinnati, L 10-63	Sept. 10, 2022
AAC	0-1	0-0	0-1	0-0	L1	Cincinnati, L 10-63	Sept. 10, 2022
ACC	0-1	0-0	0-1	0-0	L1	GaTech, L 17-45	Sept. 11, 2021
MAC	0-1	0-0	0-1	0-0	L1	Kent State, L 23-26	Sept. 7, 2019
Sun Belt	0-1	0-0	0-1	0-0	L1	GaState, L 20-24	Aug. 30, 2018
NAIA	5-0	5-0	0-0	0-0	W5	Reinhardt, W 35-25	Sept. 2, 2021
Division II	7-0	7-0	0-0	0-0	W7	Clark Atlanta, W 70-13	Sept. 22, 2018

Records reflect conference affiliation on day of game played.



GAME-BY-GAME HISTORY

ALABAMA STATE (3-0)

Date	Result	Score	KSU Rank	Opp Rank	Attendance
Sept. 16, 2017	W (a)	20-14	--	--	11,000
Sept. 15, 2018	W (h)	62-13	7	--	8,799
Sept. 14, 2019	W (a)	42-7	7	--	15,887

CAMPBELL (3-0)

Date	Result	Score	KSU Rank	Opp Rank	Attendance
Nov. 3, 2018	W (h)	49-0	2	--	6,012
Nov. 9, 2019	W (a)	38-35	11	--	5,039
Oct. 23, 2021	W (a)	30-7	11	--	5,977

CENTRAL ARKANSAS (0-1)

Date	Result	Score	KSU Rank	Opp Rank	Attendance
Oct. 15, 2022	L (h)	24-51	--	--	4,467

CHARLESTON SOUTHERN (5-2)

Date	Result	Score	KSU Rank	Opp Rank	Attendance
Nov. 7, 2015	L (h)	14-28	--	13	8,670
Nov. 19, 2016	L (a)	7-28	--	13	2,446
Nov. 11, 2017	W (h)	38-0	23	--	6,224
Oct. 27, 2018	W (a)	38-10	2	--	1,242
Oct. 12, 2019	W (h)	45-24	4	--	8,258
Mar. 13, 2021	W (h)	24-19	9	--	1,803
Oct. 29, 2022	W (h)	30-20	--	--	3,845

CINCINNATI (0-1)

Date	Result	Score	KSU Rank	Opp Rank	Attendance
Sept. 10, 2022	L (a)	63-10	18	RV	39,014

CLARK ATLANTA (2-0)

Date	Result	Score	KSU Rank	Opp Rank	Attendance
Nov. 5, 2016	W (h)	56-0	--	--	6,916
Sept. 22, 2018	W (h)	70-13	5	--	6,009

COASTAL CAROLINA (0-1)

Date	Result	Score	KSU Rank	Opp Rank	Attendance
Nov. 14, 2015	L (a)	13-45	--	4	8,802

DAVIDSON (1-0)

Date	Result	Score	KSU Rank	Opp Rank	Attendance
Nov. 21, 2021	W (h)	48-21	4	--	2,764

DAYTON (0-1)

Date	Result	Score	KSU Rank	Opp Rank	Attendance
Sept. 26, 2015	L (a)	27-31	--	--	2,512

DIXIE STATE (1-0)

Date	Result	Score	KSU Rank	Opp Rank	Attendance
Mar. 13, 2020	W (h)	37-27	9	--	2,156

DUQUESNE (1-0)

Date	Result	Score	KSU Rank	Opp Rank	Attendance
Sept. 24, 2016	W (a)	36-28	--	--	2,658

EAST TENNESSEE STATE (1-2)

Date	Result	Score	KSU Rank	Opp Rank	Attendance
Sept. 3, 2015	W (a)	56-16	--	--	8,217
Sept. 3, 2016	L (ot) (h)	17-20	--	--	8,574
Dec. 4, 2021	L (a)	32-31	4	8	8,453

EDWARD WATERS (1-0)

Date	Result	Score	KSU Rank	Opp Rank	Attendance
Sept. 12, 2015	W (h)	58-7	--	--	9,506

FURMAN (1-0)

Date	Result	Score	KSU Rank	Opp Rank	Attendance
Oct. 1, 2016	W (a)	52-42	--	--	6,970

GARDNER-WEBB (6-0)

Date	Result	Score	KSU Rank	Opp Rank	Attendance
Oct. 17, 2015	W (h)	12-7	--	--	8,732
Oct. 22, 2016	W (a)	47-39	--	--	2,450
Oct. 21, 2017	W (h)	17-3	--	--	6,954
Oct. 13, 2018	W (a)	56-17	3	--	4,150
Nov. 23, 2019	W (h)	42-14	9	--	4,383
Oct. 30, 2021	W (h)	34-30	10	--	4,041

GEORGIA STATE (0-1)

Date	Result	Score	KSU Rank	Opp Rank	Attendance
Aug. 30, 2018	L (a)	24-20	5	--	23,088

GEORGIA TECH (0-1)

Date	Result	Score	KSU Rank	Opp Rank	Attendance
Sept. 11, 2021	L (a)	45-17	22	--	35,195

HAMPTON (2-0)

Date	Result	Score	KSU Rank	Opp Rank	Attendance
Nov. 16, 2019	W (a)	50-7	11	--	3,612
Oct. 9, 2021	W (a)	34-15	17	--	3,983

JACKSONVILLE STATE (3-1)

Date	Result	Score	KSU Rank	Opp Rank	Attendance
Dec. 2, 2017	W (a)	17-7	16	2	17,412
Nov. 17, 2018	W (n)	60-52	2	7	16,949
Oct. 2, 2021	W (h)	31-6	20	17	7,476
Oct. 1, 2022	L (a)	28-35	RV	--	19,654

KENT STATE (0-1)

Date	Result	Score	KSU Rank	Opp Rank	Attendance
Sept. 7, 2019	L (a)	26-23 (OT)	7	--	18,679

LIBERTY (1-2)

Date	Result	Score	KSU Rank	Opp Rank	Attendance
Oct. 24, 2015	L (a)	35-45	--	--	20,393
Oct. 15, 2016	L (h)	21-36	--	--	8,803
Oct. 14, 2017	W (a)	42-28	--	--	17,726

MISSOURI S&T (1-0)

Date	Result	Score	KSU Rank	Opp Rank	Attendance
Oct. 8, 2016	W (h)	49-16	--	--	6,775

MISSOURI STATE (1-0)

Date	Result	Score	KSU Rank	Opp Rank	Attendance
Sept. 21, 2019	W (a)	35-24	7	--	11,424

MONMOUTH (5-2)

Date	Result	Score	KSU Rank	Opp Rank	Attendance
Oct. 31, 2015	W (h)	23-13	--	--	8,668
Oct. 29, 2016	W (a)	49-17	--	--	3,869
Nov. 18, 2017	W (h)	52-21	21	22	6,808
Nov. 10, 2018	W (a)	51-14	2	--	2,332
Nov. 2, 2019	L (h)	45-21	4	--	4,464
April 10, 2021	L (a)	17-42	7	20	928
Nov. 20, 2021	W (h)	49-17	5	24	4,630

MONTANA STATE (1-0)

Date	Result	Score	KSU Rank	Opp Rank	Attendance
Nov. 4, 2017	W (a)	16-14	25	--	16,337

NORTH ALABAMA (3-0)

Date	Result	Score	KSU Rank	Opp Rank	Attendance
Oct. 26, 2019	W (h)	41-17	4	--	4,845
Nov. 13, 2021	W (a)	28-24	5	--	7,032
Oct. 8, 2022	W (h)	40-34 (OT)	--	--	4,505

NORTH CAROLINA A&T (1-0)

Date	Result	Score	KSU Rank	Opp Rank	Attendance
Oct. 16, 2021	W (h)	14-0	13	RV	9,556

NORTH GREENVILLE (1-0)

Date	Result	Score	KSU Rank	Opp Rank	Attendance
Sept. 30, 2017	W (h)	38-34	--	--	6,161

POINT (3-0)

Date	Result	Score	KSU Rank	Opp Rank	Attendance
Oct. 10, 2015	W (h)	56-17	--	--	8,680
Sept. 10, 2016	W (h)	49-3	--	--	8,354
Aug. 31, 2019	W (h)	59-0	9	--	6,621

PRESBYTERIAN (4-1)

Date	Result	Score	KSU Rank	Opp Rank	Attendance
Nov. 21, 2015	L (a)	6-14	--	--	3,577
Nov. 12, 2016	W (h)	45-10	22	--	7,186
Oct. 28, 2017	W (a)	28-0	--	--	2,804
Oct. 6, 2018	W (h)	56-0	4	--	6,414
Oct. 19, 2019	W (a)	55-10	4	--	1,635

REINHARDT (2-0)

Date	Result	Score	KSU Rank	Opp Rank	Attendance
Sept. 28, 2019	W (h)	31-7	4	--	6,978
Sept. 2, 2021	W (h)	35-25	20	--	6,348

ROBERT MORRIS (2-0)

Date	Result	Score	KSU Rank	Opp Rank	Attendance
April 3, 2021	W (h)	35-0	7	--	2,065
Nov. 6, 2021	W (a)	45-21	8	--	2,144

SAM HOUSTON STATE (0-1)

Date	Result	Score	KSU Rank	Opp Rank	Attendance
Dec. 9, 2017	L (a)	27-34	16	6	5,725

SAMFORD (2-2)

Date	Result	Score	KSU Rank	Opp Rank	Attendance
Aug. 31, 2017	L (a)	23-28	--	19	4,908
Nov. 25, 2017	W (h)	28-17	16	14	5,566
Sept. 29, 2018	W (h)	24-10	4	--	6,304
Sept. 1, 2022	L (a)	17-27	6	--	5,333

SHORTER (2-0)

Date	Result	Score	KSU Rank	Opp Rank	Attendance
Sept. 19, 2015	W (h)	18-10	--	--	8,664
Feb. 27, 2021	W (h)	35-3	8	--	2,026

SOUTH DAKOTA STATE (0-1)

Date	Result	Score	KSU Rank	Opp Rank	Attendance
Dec. 8, 2018	L (h)	27-17	4	5	3,242

TENNESSEE TECH (3-0)

Date	Result	Score	KSU Rank	Opp Rank	Attendance
Sept. 9, 2017	W (h)	27-14	--	--	8,418
Sept. 6, 2018	W (a)	49-10	7	--	4,188
Oct. 22, 2022	W (h)	33-30 (OT)	--	--	7,906



GAME-BY-GAME HISTORY

TEXAS SOUTHERN (1-0)

Date	Result	Score	KSU Rank	Opp Rank	Attendance
Oct. 7, 2017	W (h)	48-3	--	--	6,743

WEBER STATE (0-1)

Date	Result	Score	KSU Rank	Opp Rank	Attendance
Dec. 7, 2019	L (a)	26-20	9	3	5,422

WOFFORD (4-0)

Date	Result	Score	KSU Rank	Opp Rank	Attendance
Dec. 1, 2018	W (h)	13-10	4	12	3,515
Nov. 30, 2019	W (a)	28-21	9	11	1,992
Sept. 18, 2021	W (a)	31-10	24	--	4,597
Sept. 24, 2022	W (h)	24-22	RV	--	7,830



YEAR BY YEAR

2015

Head Coach Brian Bohannon
6-5; 2-4; Home: 5-1; Away: 1-4

Date	Result	Score	Opponent	KSU Rk	Opp Rk	Record	Att
Sept. 3	W	56-16	at East Tennessee State	--	--	1-0	8,217
Sept. 12	W	58-7	Edward Waters	--	--	2-0	9,506
Sept. 19	W	18-10	Shorter	--	--	3-0	8,664
Sept. 26	L	27-31	at Dayton	--	--	3-1	2,512
Oct. 10	W	56-17	Point	--	--	4-1	8,680
Oct. 17	W	12-7	Gardner-Webb*	--	--	5-1	8,732
Oct. 24	L	35-45	at Liberty*	--	--	5-2	20,393
Oct. 31	W	23-13	Monmouth*	--	--	6-2	8,668
Nov. 7	L	14-28	Charleston Southern*	--	13	6-3	8,670
Nov. 14	L	13-45	at Coastal Carolina*	--	4	6-4	8,802
Nov. 21	L	6-14	at Presbyterian*	--	--	6-5	3,577

2016

Head Coach Brian Bohannon
8-3; 3-2; Home: 4-2; Away: 4-1

Date	Result	Score	Opponent	KSU Rk	Opp Rk	Record	Att
Sept. 3	L (ot)	17-20	East Tennessee State	--	--	0-1	8,574
Sept. 10	W	49-3	Point	--	--	1-1	8,354
Sept. 24	W	36-28	at Duquesne	--	--	2-1	2,658
Oct. 1	W	52-42	at Furman	--	--	3-1	6,970
Oct. 8	W	49-16	Missouri S&T	--	--	4-1	6,775
Oct. 15	L	21-36	Liberty*	--	--	4-2	8,803
Oct. 22	W	47-39	at Gardner-Webb*	--	--	5-2	2,450
Oct. 29	W	49-17	at Monmouth*	--	--	6-2	3,869
Nov. 5	W	56-0	Clark Atlanta	--	--	7-2	6,916
Nov. 12	W	45-10	Presbyterian*	22	--	8-2	7,186
Nov. 19	L	7-28	at Charleston Southern*	--	13	8-3	2,446

2017

Head Coach Brian Bohannon
12-2; 5-0; Home: 7-0; Away: 5-2

Date	Result	Opponent	KSU Rk	Opp Rk	Record	Att
Aug. 31	L	at Samford	--	19	0-1	4,908
Sept. 9	W	Tennessee Tech	--	--	1-1	8,418
Sept. 16	W	at Alabama State	--	--	2-1	11,000
Sept. 30	W	North Greenville	--	--	3-1	6,161
Oct. 7	W	Texas Southern	--	--	4-1	6,743
Oct. 14	W	at Liberty*	--	--	5-1	17,726
Oct. 21	W	Gardner-Webb*	--	--	6-1	6,954
Oct. 28	W	at Presbyterian*	--	--	7-1	2,804
Nov. 4	W	at Montana State	25	--	8-1	16,337
Nov. 11	W	Charleston Southern*	23	--	9-1	6,224
Nov. 18	W	Monmouth*	21	22	10-1	6,808
Nov. 25	W	Samford&	16	14	11-1	5,566
Dec. 2	W	at Jacksonville State&	16	2	12-1	17,412
Dec. 9	L	at Sam Houston State%	16	6	12-2	5,625

& - FCS Playoffs - Round 1-2
% - FCS Playoffs - Quarterfinals

2018

Head Coach Brian Bohannon
11-2; 5-0; Home: 6-1; Away: 4-1; Neutral: 1-0

Date	Result	Opponent	KSU Rk	Opp Rk	Record	Att
Aug. 30	L, 24-20	at Georgia State	5	-	0-1	23,088
Sept. 6	W, 49-10	at Tennessee Tech	7	-	1-1	4,118
Sept. 15	W, 62-13	vs. Alabama State	7	-	2-1	8,799
Sept. 22	W, 70-13	vs. Clark Atlanta	5	-	3-1	6,009
Sept. 29	W, 24-10	vs. Samford	4	-	4-1	6,304
Oct. 6	W, 56-0	vs. Presbyterian*	4	-	5-1	6,414
Oct. 13	W, 56-17	at Gardner-Webb*	3	-	6-1	4,150
Oct. 27	W, 38-10	at Charleston Southern*	2	-	7-1	1,242
Nov. 3	W, 49-0	vs. Campbell*	2	-	8-1	6,012
Nov. 10	W, 51-14	at Monmouth*	2	-	9-1	2,332
Nov. 17	W (SOT) 60-52	vs. Jacksonville State	2	7	10-1	16,949
Dec. 1	W, 13-10	vs. Wofford#	4	12	11-1	3,515
Dec. 8	L, 27-17	vs. South Dakota State%	4	5	11-2	3,242

- FCS Playoffs - Round 2
% - FCS Playoffs - Quarterfinals

2019

Head Coach Brian Bohannon
11-3; 5-1; Home: 6-1; Away: 6-1; Neutral: 0-0

Date	Result	Opponent	KSU Rk	Opp Rk	Record	Att
Aug. 31	W, 59-0	Point	9	-	1-0	6,621
Sept. 7	L, 26-23 (OT)	at Kent State	7	-	1-1	18,679
Sept. 14	W, 42-7	at Alabama State	7	-	2-1	15,887
Sept. 21	W, 35-24	at Missouri State	7	-	3-1	11,421
Sept. 28	W, 31-7	Reinhardt	4	-	4-1	6,978
Oct. 12	W, 45-23	Charleston Southern*	4	-	5-1	8,258
Oct. 19	W, 55-10	at Presbyterian*	4	-	6-1	1,635
Oct. 26	W, 41-17	North Alabama	4	-	7-1	4,546
Nov. 2	L, 45-21	Monmouth*	4	-	7-2	4,464
Nov. 9	W, 38-35	at Campbell*	11	-	8-2	5,039
Nov. 16	W, 50-7	at Hampton*	11	-	9-2	3,612
Nov. 23	W, 42-14	Gardner-Webb*	9	-	10-2	4,383
Nov. 30	W, 28-21	at Wofford&	9	11	11-2	1,992
Dec. 7	L, 26-20	at Weber State#	9	3	11-3	5,422

& - FCS Playoffs - Round 1
- FCS Playoffs - Round 2



YEAR BY YEAR

Spring 2021

Head Coach Brian Bohannon

4-1; 2-1; Home: 4-0; Away: 0-1; Neutral: 0-0

Date	Result	Opponent	KSU Rk	Opp Rk	Record	Att
Feb. 27	W, 35-3	Shorter University	8	--	1-0	2,027
Mar. 13	W, 24-19	Charleston Southern*	9	--	2-0	1,803
Mar. 20	W, 37-27	Dixie State	9	--	3-0	2,156
Apr. 3	W, 35-0	Robert Morris*	7	--	4-0	2,065
Apr. 10	L, 42-17	at Monmouth*	7	20	4-1	928

Fall 2021

Head Coach Brian Bohannon

11-2; 7-0; Home: 6-0; Away: 5-2; Neutral: 0-0

Date	Result	Opponent	KSU Rk	Opp Rk	Record	Att
Sept. 2	W, 35-25	Reinhardt	20	--	1-0	6,348
Sept. 11	L, 45-17	at Georgia Tech	22	--	1-1	35,195
Sept. 18	W, 31-10	at Wofford	24	--	2-1	4,597
Oct. 2	W, 31-6	Jacksonville State	20	17	3-1	7,476
Oct. 9	W, 34-15	at Hampton*	17	--	4-1	3,983
Oct. 16	W, 14-0	North Carolina A&T*	13	RV	5-1	9,556
Oct. 23	W, 30-7	at Campbell*	11	--	6-1	5,977
Oct. 30	W, 34-30	Gardner-Webb*	10	--	7-1	4,041
Nov. 6	W, 45-21	at Robert Morris*	8	--	8-1	2,144
Nov. 13	W, 28-24	at North Alabama*	5	--	9-1	7,032
Nov. 20	W, 49-17	vs. Monmouth*	5	24	10-1	4,630
Nov. 27	W, 48-21	vs. Davidson&	4	--	11-1	2,764
Dec. 4	L, 32-31	at ETSU#	4	8	11-2	8,453

& - FCS Playoffs - Round 1

- FCS Playoffs - Round 2

2022

Head Coach Brian Bohannon

4-4; 1-2; Home: 4-1; Away: 0-3; Neutral: 0-0

Date	Result	Opponent	KSU Rk	Opp Rk	Record	Att
Sept. 1	L, 27-17	at Samford	6	--	0-1	5,333
Sept. 10	L, 63-10	at RV Cincinnati	18	--	0-2	39,014
Sept. 24	W, 24-22	Wofford	RV	--	1-2	7,830
Oct. 1	L, 28-35 (OT)	at Jacksonville State	RV	--	1-3	19,654
Oct. 8	W, 40-34 (OT)	North Alabama	--	--	2-3	4,505
Oct. 15	L, 24-51	Central Arkansas	--	--	2-4	4,467
Oct. 22	W, 33-30 (OT)	Tennessee Tech	--	--	3-4	7,906
Oct. 29	W, 30-20	Charleston Southern	--	--	4-4	3,845
Nov. 5	--	at UT Martin	--	--	0-0	--
Nov. 12	--	Austin Peay	--	--	0-0	--
Nov. 19	--	at Eastern Kentucky	--	--	0-0	--



SINGLE-GAME RECORDS

SCORING

Most Points Scored	70 vs. Clark Atlanta, Sept. 22, 2018
Conference	56 at Gardner-Webb, Nov. 13, 2018
Most Points in a Half	52 (1st) vs. Edward Waters, Sept. 12, 2015
Conference	40 (1st) at Gardner-Webb, Oct. 22, 2016
Most Points in a Quarter	35 (1st) vs. Edward Waters, Sept. 12, 2015
Conference	21, 5x, most recent (1st) vs. Robert Morris April 3, 2021
Most Points in Home Game	70 vs. Clark Atlanta, Sept. 22, 2018
Conference	56 at Gardner-Webb, Nov. 13, 2018
Most Points in Road Game	56 at Gardner-Webb, Nov. 13, 2018
Conference	56 at East Tennessee State, Sept. 3, 2015
Conference	56 at Gardner-Webb, Nov. 13, 2018
Most Points vs. Ranked Team	60 vs. Jacksonville State, Nov. 17, 2018
Conference	52 vs. Monmouth, Nov. 18, 2017
Largest Margin of Victory	59 (59-0) vs. Point University, Aug. 31, 2019
Conference	56 (56-0) at Gardner-Webb, Nov. 13, 2018
Largest Lead After First Quarter	35 (35-0) vs. Edward Waters, Sept. 12, 2015
Conference	21 (21-0) vs. Robert Morris April 3, 2021
Largest Lead at Halftime	52 (52-0) vs. Edward Waters, Sept. 12, 2015
Conference	31 at Hampton, Nov. 16, 2019
Largest Lead After Third Quarter	58 (58-0) vs. Edward Waters, Sept. 12, 2015
Conference	42 (42-0) vs. Presbyterian, Oct. 6, 2018
Most Points in a Win	70 vs. Clark Atlanta, Sept. 22, 2018
Conference	56 2x, last vs. Presbyterian, Oct. 13, 2018
Fewest Points in a Win	12 vs. Gardner-Webb, Oct. 17, 2015
Conference	12 vs. Gardner-Webb, Oct. 17, 2015
Most Points in a Loss	35 at Liberty, Oct. 24, 2015
Conference	35 at Liberty, Oct. 24, 2015
Fewest Points in a Loss	6 at Presbyterian, Nov. 21, 2015
Conference	6 at Presbyterian, Nov. 21, 2015
Largest Deficit Overcome in a Win	14 (14-0) at North Alabama, Nov. 13, 2021
Conference	14 (14-0) at North Alabama, Nov. 13, 2021
Largest Margin of Defeat	32 (13-45) at Coastal Carolina, Nov. 14, 2015
Conference	32 (13-45) at Coastal Carolina, Nov. 21, 2015

TOUCHDOWNS

Most Touchdowns	8 (6x) last vs. Point University, Aug. 31, 2019
Conference	7 (7x) last at Hampton, Nov. 16, 2019
Most Rushing Touchdowns	7 (3x) last at Monmouth, Nov. 10, 2018
Conference	7 (2x) last at Monmouth, Nov. 10, 2018
Most Passing Touchdowns	4 vs. Presbyterian, Nov. 12, 2016
Conference	4 vs. Presbyterian, Nov. 12, 2016
Most Defensive Touchdowns	2 (2x) last vs. Clark Atlanta, Sept. 22, 2018
Conference	1 (3x) last at Presbyterian, Oct. 19, 2019
Most Punt Return Touchdowns	1 (2x) last at Alabama State, Sept. 14, 2019
Most Kickoff Return Touchdowns	1 vs. Texas Southern (97 yards), Oct. 7, 2017
Conference	1 (2x) last vs. Campbell (84 yards), Nov. 3, 2019
Most Interception Return Touchdowns	2 vs. Clark Atlanta, Sept. 22, 2018
Most Fumble Return Touchdowns	2 vs. Edward Waters, Sept. 12, 2015

SCORING

Most Two-Point Conversions	2 vs. Jacksonville State, Nov. 17, 2018
Conference	1 vs. Charleston Southern, Sept. 19, 2015
Conference	1 at Gardner-Webb, Oct. 22, 2016
Most Two-Point Conversion Attempts	2 vs. Jacksonville State, Nov. 17, 2018
Conference	2 at Gardner-Webb, Oct. 22, 2016
Most Safeties Recorded	--
Most Different Players to Score a TD	7 at East Tennessee State, Sept. 3, 2015
Conference	7 vs. Clark Atlanta, Nov. 5, 2016
Most Different Players to Rush for a TD	6 vs. Clark Atlanta, Nov. 5, 2016
Most Different Players to Catch a TD Pass	4 vs. Presbyterian, Nov. 12, 2016
Most Different Players to Throw a TD Pass	2 at Liberty, Oct. 24, 2015
Conference	2 vs. Point, Sept. 10, 2016
Conference	2 vs. Presbyterian, Nov. 12, 2016
Conference	2 vs. Point University, Aug. 31, 2019

RUSHING

Most Rushing Attempts	77 at Liberty, Oct. 14, 2017
Conference	77 at Liberty, Oct. 14, 2017
Fewest Rushing Attempts	25 vs. Reinhardt, Sept. 2, 2021
Conference	37 vs. Charleston Southern, Nov. 7, 2015
Most Rushing Yards	507 at Tennessee Tech, Sept. 6, 2018
Conference	498 at Liberty, Oct. 14, 2017
Fewest Rushing Yards	113 vs. Charleston Southern, Nov. 7, 2015
Conference	113 vs. Charleston Southern, Nov. 7, 2015
Most Yards Per Rush Attempt	10.9 at Missouri State, Sept. 21, 2019
Conference	7.4 at Monmouth, Oct. 29, 2016

PASSING

Most Pass Attempts	30 vs. Central Arkansas, Oct. 15, 2022
Conference	30 vs. Central Arkansas, Oct. 15, 2022
Fewest Pass Attempts	3 vs. Robert Morris, April 3, 2021
Conference	3 vs. Shorter, Feb. 27, 2021
Conference	3 vs. Edward Waters, Sept. 12, 2015
Conference	3 vs. Robert Morris, April 3, 2021
Most Pass Completions	15 vs. Tennessee Tech, Oct. 22, 2022
Conference	14 vs. Central Arkansas, Oct. 15, 2022
Fewest Pass Completions	0 vs. North Alabama, Oct. 26, 2019
Conference	2 (2x) last at Hampton, Nov. 16, 2019
Highest Completion Pct.	85.7 (6-7) vs. Point University, Aug. 31, 2019
Conference	83.3 (5-6) at Presbyterian, Oct. 19, 2019
Most Passing Yards	312 at Duquesne, Sept. 24, 2016
Conference	224 vs. Presbyterian, Nov. 12, 2016
Fewest Passing Yards	0 vs. North Alabama, Oct. 26, 2019
Conference	9 at Liberty, Oct. 14, 2017
Most Interceptions Thrown	4 at Charleston Southern, Nov. 19, 2016
Conference	4 at Charleston Southern, Nov. 19, 2016
Most Yards Per Pass Completion	38.3 vs. Monmouth, Nov. 2, 2019
Conference	66.5 at Hampton, Nov. 16, 2019
Most Yards Per Pass Attempt	26.6 at Hampton, Nov. 16, 2019
Conference	26.6 at Hampton, Nov. 16, 2019
Highest Pass Efficiency	354.7 vs. Presbyterian, Nov. 12, 2016
Conference	354.7 vs. Presbyterian, Nov. 12, 2016

TOTAL OFFENSE

Most Offensive Plays	87 at Kent State, Sept. 7, 2019
Conference	87 vs. North Alabama, Oct. 8, 2022
Conference	87 vs. North Alabama, Oct. 8, 2022
Most Total Offense Yards	699 vs. Point, Oct. 10, 2015
Conference	637 vs. Presbyterian, Oct. 6, 2018
Fewest Total Offense Yards	264 vs. Reinhardt, Sept. 28, 2019
Conference	270 at Charleston Southern, Nov. 19, 2016
Most Total Offense Per Play	10.1 at Missouri State, Sept. 21, 2019
Conference	8.5 vs. Presbyterian, Nov. 12, 2016
Most All-Purpose Yards	791 vs. Point, Oct. 10, 2015
Conference	646 vs. Presbyterian, Oct. 6, 2018
Most First Downs	34 vs. Presbyterian, Oct. 6, 2018
Conference	34 vs. Presbyterian, Oct. 6, 2018
Fewest First Downs	9 vs. Reinhardt, Sept. 28, 2019
Conference	13 vs. Charleston Southern, Nov. 7, 2015
Most First Downs by Rushing	26 vs. North Alabama, Oct. 26, 2019
Conference	25 (3x), last vs. Presbyterian, Oct. 6, 2018
Most First Downs by Passing	11 at Duquesne, Sept. 24, 2016
Conference	9 at Coastal Carolina, Nov. 14, 2015
Biggest First Down Margin	27 (34-7) vs. Presbyterian, Oct. 6, 2018
Most Third-Down Conversions	12 vs. Point, Oct. 10, 2015
Conference	12 vs. Monmouth, Oct. 31, 2015
Most Third-Down Attempts	22 at Kent State, Sept. 7, 2019
Fewest Third-Down Conversions	1 (2x) last at Campbell, Nov. 9, 2019
Best Third-Down Conversion Pct.	80.0 (12/15) vs. Point, Oct. 10, 2015
Conference	80.0 (12/15) vs. Monmouth, Oct. 31, 2015
Most Fourth-Down Conversions	5 vs. Charleston Southern, March 13, 2021
Most Fourth-Down Attempts	7 vs. Charleston Southern, March 13, 2021
Highest Time of Possession	40:20 vs. Charleston Southern, March 13, 2021
Lowest Time of Possession	24:16 at Missouri State, Sept. 21, 2019
Highest Time of Possession Margin	+20:40 vs. Charleston Southern, March 13, 2021
Longest Scoring Drive (Plays)	20 plays (10:03) at Montana State, Nov. 4, 2017
Longest Scoring Drive (Time)	10:47 (19 plays) vs. Gardner-Webb, Oct. 17, 2015



SINGLE-GAME RECORDS

KICKING/PUNTING

Most Points by Kicking 12 (3x), last vs. Texas Southern, Oct. 7, 2017
Conference 12 vs. Gardner-Webb, Oct. 17, 2015
Most Field Goals Made 4 (2x), last vs. Gardner-Webb, Oct. 17, 2015
Conference 4 vs. Gardner-Webb, Oct. 17, 2015
Most Field Goals Attempted 7 vs. Shorter, Sept. 19, 2015
Conference 4 vs. Gardner-Webb, Oct. 17, 2015
Most Field Goals Missed 3 vs. Shorter, Sept. 19, 2015
Most PATs Made 8 (4x), last vs. Point, Aug. 31, 2019
Conference 7 (3x), last at Presbyterian, Oct. 19, 2019
Most PATs Missed 2 at Gardner-Webb, Oct. 22, 2016
Most Punts 7 vs. Charleston Southern, Nov. 7, 2015
Highest Punting Average (min. 2) 53.5 vs. Presbyterian, Nov. 12, 2016

RETURNS

Most Kickoff Returns 7 vs Coastal Carolina, Nov. 14, 2015
Conference 6 vs. Liberty, Oct. 15, 2016
Conference 6 vs. Charleston Southern, Oct. 12, 2019
Most Kickoff Return Yards 167 (5 att.) at Campbell, Nov. 9, 2019
Highest Kickoff Return Avg. (min. 2) 67.5 (135/2) at Gardner-Webb, Oct. 13, 2019
Most Punt Returns 6 vs. Texas Southern, Oct. 7, 2017
Most Punt Return Yards 117 vs. Charleston Southern, Oct. 29, 2022
Highest Punt Return Average 29 (117/4) vs. Charleston Southern, Oct. 29, 2022

TURNOVERS

Most Turnovers Gained 5 (2x), last vs. Jacksonville State, Oct. 1, 2022
Conference 5 vs. Jacksonville State, Oct. 1, 2022
Most Turnovers Lost 4 at Presbyterian, Nov. 21, 2015
Conference 4 at Charleston Southern, Nov. 19, 2016
Most Interceptions Lost 4 at Charleston Southern, Nov. 19, 2016
Most Fumbles 4 (Three times, last: at Jacksonville State, 2022)
Most Fumbles Lost 2 (10x), last vs. North Alabama, Oct. 8, 2022
Most Points Off Turnovers 27 at Presbyterian, Oct. 19, 2019

PENALTIES

Most Penalties 14 vs. Gardner-Webb, Sept. 21, 2017
Fewest Penalties 0 at Cincinnati, Sept. 10, 2022
Most Penalty Yards 122 vs. Presbyterian, Oct. 6, 2018
Conference 122 vs. Charleston Southern, Oct. 12, 2019
Fewest Penalty Yards 0 at Cincinnati, Sept. 10, 2022

DEFENSE

Most Interceptions Gained 4 (2x), last vs Clark Atlanta, Sept. 22, 2018
Conference 3 (2x), last at Hampton, Nov. 16, 2019
Most Interception Return Yards 130 vs Clark Atlanta, Sept. 22, 2018
Conference 75 vs. Robert Morris, Apr. 3, 2021
Most Tackles 95 at Dayton, Oct. 26, 2015
Conference 72 at Campbell, Nov. 9, 2019
Most Tackles for Loss 14 at Alabama State, Sept. 14, 2019
Conference 12.0 vs. Gardner-Webb, Nov. 23, 2019
Most Sacks 5 (2x), last vs. Gardner-Webb, Nov. 23, 2019
Conference 5 vs. Gardner-Webb, Nov. 23, 2019
Most Opponent Fumbles 6 vs. Edward Waters, Sept. 3, 2015
Conference 4 at Monmouth, Oct. 29, 2016
Most Opponent Fumbles Recovered 3 (3x), last vs. Shorter, Oct. 19, 2019
Conference 3 (2x), last at Presbyterian, Oct. 19, 2019
Fewest Total Offense Yards Allowed 102 vs. Reinhardt, Sept. 28, 2019
Conference 121 vs. Campbell, Nov. 3, 2018
Most Total Offense Yards Allowed 543 vs. Central Arkansas, Oct. 15, 2022
Conference 543 vs. Central Arkansas, Oct. 15, 2022
Fewest First Downs Allowed 5 (2x), last vs. Reinhardt, Sept. 28, 2019
Conference 7 at Presbyterian, Nov. 21, 2015
Most First Downs Allowed 31 vs. Central Arkansas, Oct. 15, 2022
Conference 31 vs. Central Arkansas, Oct. 15, 2022
Fewest Rushing Yards Allowed 18 vs. Presbyterian, Oct. 6, 2018
Conference 18 vs. Presbyterian, Oct. 6, 2018
Most Rushing Yards Allowed 287 at Dayton, Sept. 26, 2015
Conference 279 at Gardner-Webb, Oct. 22, 2016
Fewest Passing Yards Allowed 41 vs. Edward Waters, Sept. 12, 2015
Conference 51 vs. Robert Morris, Apr. 3, 2021
Most Passing Yards Allowed 396 vs. Samford, Nov. 25, 2017
Conference 347 vs. Central Arkansas, Oct. 15, 2022
Fewest Completions Allowed 4 (3x) last vs. Campbell, Nov. 3, 2018
Conference 4 (2x) last vs. Campbell, Nov. 3, 2018
Most Completions Allowed 39 vs. Samford, Nov. 25, 2017
Conference 23 vs. North Alabama, Oct. 26, 2019
Fewest Opponent Pass Attempts 6 at Charleston Southern, Nov. 19, 2016
Conference 6 at Charleston Southern, Nov. 19, 2016
Most Opponent Pass Attempts 66 vs. Samford, Nov. 25, 2017
Conference 36 vs. Gardner-Webb, Nov. 23, 2019
Fewest Points Allowed 0 (7x), last s. Robert Morris, Apr. 3, 2021
Conference 0 (5x), last s. Robert Morris, Apr. 3, 2021
Most Points Allowed 52 vs. Jacksonville State, Nov. 17, 2018
Conference 51 vs. Central Arkansas, Oct. 15, 2022
Most Safeties Allowed --
Most Kicks Blocked 2 (12), last vs. Gardner-Webb, Nov. 23, 2019
Most Punts Blocked 1 (9x), vs. Charleston Southern, Mar. 13, 2021
Most Field Goals Blocked 1 (3x), vs. Dixie State, Mar. 20, 2021
Most PATs Blocked 1, vs. Charleston Southern, Mar. 13, 2021



SINGLE-GAME RECORDS

RUSHING

Most Attempts39 (Jonathan Murphy at Jacksonville State, 2022)
Most Yards221 (Bronson Rechsteiner at Missouri State, 2019)
Most TDs4 (Five times, last: Xavier Shepherd vs. Davidson, 2021)
Yards per Attempt (min. 10)22.1 (Bronson Rechsteiner at Missouri State, 2019)
Most Yards by a QB206 (Jonathan Murphy at Wofford, 2019)
Most TDs by a QB4 (Five times, last: Xavier Shepherd vs. Davidson, 2021)
Longest Rush85 (Bronson Rechsteiner at Missouri State, 2019)

PASSING

Most Attempts29 (Xavier Shepherd vs. Central Arkansas, 2022)
Most Completions14 (Xavier Shepherd vs. Central Arkansas, 2022)
Most Yards239 (Trey White vs. Point, 2015)
Most TDs4 (Two times, last: Xavier Shepherd at Robert Morris, 2021)
Most INTs2 (Six times, last: Chandler Burks at Jacksonville State, 2018)
Yards per Completion (min. 5)28.2 (Chandler Burks at Presbyterian, 2016)
Yards per Attempt (min. 5)17.2 (Daniel David at Duquesne, 2016)
Completion % (min. 10)78.5 (Jonathan Murphy 11-for-14 vs. Wofford, 2022)
Pass Efficiency (min. 10)301.0 (Chandler Burks at Presbyterian, 2016)
Longest Pass79 (Trey White to Chaston Bennett vs. Charleston So., 2015)

RECEIVING

Most Receptions8 (Justin Sumpter at Duquesne, 2016)
Most Yards187 (Justin Sumpter at Duquesne, 2016)
Most TDs2 (Six times, last: Caleb O'Neal at Robert Morris, 2021)
Most Yards per Reception (min. 3)40.3 (Xavier Harper at Presbyterian, 2016)
Longest Catch79 (Chaston Bennett from Trey White vs. Charleston So., 2015)

TOTAL OFFENSE

Most Plays54 (Xavier Shepherd vs. Tennessee Tech, 2022)
Most Yards349 (Xavier Shepherd vs. Tennessee Tech, 2022)
Yards per Play25.6 (Chaston Bennett vs. Clark Atlanta, 2016)
TDs Responsible For5 (Four times, last: Xavier Shepherd vs. Davidson, 2021)
All-Purpose Yards267 (Chaston Bennett vs. Clark Atlanta, 2016)

SCORING

Points24 (Six times, last: Xavier Shepherd vs. Davidson, 2021)
TDs5 (Xavier Shepherd vs. Davidson, 2021)
Defensive TDs1 (14 times, last: Markeith Montgomery vs. Wofford, 2022)
2-Point Conversions2 (Justin Sumpter vs. Jacksonville State, 2018)

KICKING

Points12 (Four times, last: Conor Cummins vs. Charleston Southern, 2022)
PAT Attempts8 (Seven times, last: Nathan Robertson vs. Point, 2019)
PATs Made8 (Six times, last: Nathan Robertson vs. Point, 2019)
FG Attempts7 (Justin Thompson vs. Shorter, 2015)
FGs Made4 (Two times, last: Justin Thompson vs. Gardner-Webb, 2015)
Longest FG Made48 (Two times, last: Nathan Robertson vs. Robert Morris, 2021)
Longest FG Attempt51 (Justin Thompson vs. Gardner-Webb, 2017)

PUNTING

Punts7 (Three times, last: Charlie Cooper vs. Central Arkansas, 2022)
Punt Yards296 (Nicholas Jones vs. Wofford, 2018)
Yards per Punt (min. 3)44.0 (Two times, last: Nicholas Jones vs. Monmouth, 2019)
Longest Punt61 (Christian Kinsley at Presbyterian, 2016)

RETURNS

Kick Returns6 (Chaston Bennett vs. Liberty, 2016)
Kick Return Yards137 (Antavius Grier at Campbell, 2019)
Kick Return TDs1 (Four times, last: Darnell Holland vs. Campbell, 2018)
Yards per Kick Return (min. 2)45.5 (Chaston Bennett vs. ETSU, 2016)
Longest Return100 (Two times, last: Isaac Foster at Gardner-Webb, 2018)
Punt Returns6 (Bert Birdsall vs. Texas Southern, 2017)
Punt Return Yards117 (Gabriel Benyard vs. Charleston Southern, 2022)
Punt Return TDs1 (Gabriel Benyard vs. Davidson, 2021)
Yards per Punt Return (min. 3)33 (Isaac Foster vs. Alabama State, 2018)
Longest Punt Return63 (Gabriel Benyard vs. Davidson, 2021)

DEFENSE

Total Tackles17 (Evan Thompson vs. Gardner-Webb, 2021)
Solo Tackles11 (Bryson Armstrong vs. Samford, 2017)
Tackles for Loss6 (Two times, last: Joel Parker at Alabama State, 2019)
Sacks3 (Joel Parker at Alabama State, 2019)
Interceptions3 (Dante Blackmon at Duquesne, 2016)
INT Return Yards78 (Markeith Montgomery vs. Wofford, 2022)
INT Return TDs1 (Eight times, last: Markeith Montgomery vs. Wofford, 2022)
Longest INT Return78 (Markeith Montgomery vs. Wofford, 2022)
Forced Fumbles3 (Derrick Farrow vs. Edward Waters, 2015)
Fumble Recoveries2 (Dorian Walker at Kent State, 2019)
Fumble Return Yards65 (Dez Billingslea vs. Shorter, 2015)
Fumble Return TDs1 (Six times, last: Cade Loden vs. Dixie State, 2021)
Longest Fumble Return65 (Dez Billingslea vs. Shorter, 2015)



INDIVIDUAL ALL-TIME RUSHING NUMBERS IN CHRONOLOGICAL ORDER

100-YARD RUSHING GAMES

Player	Opponent	Date	Yards
1. Micah Reed	Shorter	Sept. 19, 2015	100
2. Chaston Bennett	at Dayton	Sept. 26, 2015	155
3. Trey White	at Dayton	Sept. 26, 2015	128
4. Trey White	Gardner-Webb	Oct. 17, 2015	170
5. Chaston Bennett	Monmouth	Oct. 31, 2015	129
6. Trey White	Monmouth	Oct. 31, 2015	102
7. Trey White	at Presbyterian	Nov. 21, 2015	155
8. Chandler Burks	Point	Sept. 10, 2016	138
9. Darnell Holland	at Furman	Oct. 1, 2016	123
10. Chandler Burks	at Furman	Oct. 1, 2016	103
11. Chandler Burks	Missouri S&T	Oct. 8, 2016	118
12. Chaston Bennett	at Monmouth	Oct. 29, 2016	129
13. Chaston Bennett	Clark Atlanta	Nov. 5, 2016	179
14. Chandler Burks	Presbyterian	Nov. 12, 2016	119
15. Darnell Holland	Tennessee Tech	Sept. 9, 2017	129
16. Chandler Burks	North Greenville	Sept. 30, 2017	100
17. Shaquil Terry	at Liberty	Oct. 14, 2017	126
18. Jake McKenzie	at Liberty	Oct. 14, 2017	111
19. Jake McKenzie	Gardner-Webb	Oct. 21, 2017	119
20. Chandler Burks	at Montana State	Nov. 4, 2017	149
21. Jake McKenzie	at Montana State	Nov. 4, 2017	116
22. Darnell Holland	Charleston Southern	Nov. 11, 2017	109
23. Chandler Burks	Monmouth	Nov. 18, 2017	131
24. Shaquil Terry	Samford	Nov. 25, 2017	120
25. Shaquil Terry	at Sam Houston State	Dec. 9, 2017	120
26. Darnell Holland	vs. Alabama State	Sept. 15, 2018	136
27. Chandler Burks	vs. Presbyterian	Oct. 6, 2018	135
28. Chandler Burks	at. Charleston Southern	Oct. 27, 2018	102
29. Shaq Terry	vs. Campbell	Nov. 3, 2018	112
30. Darnell Holland	at Monmouth	Nov. 10, 2018	195
31. Darnell Holland	vs. Jacksonville State	Nov. 17, 2018	101
32. Bronson Rechsteiner	at Missouri State	Sept. 21, 2019	221*
33. Isaac Foster	at Missouri State	Sept. 21, 2019	183
34. Isaac Foster	vs. Reinhardt	Sept. 28, 2019	127
35. Bronson Rechsteiner	vs. Charleston Southern	Oct. 12, 2019	138
36. Daniel David	vs. North Alabama	Oct. 26, 2019	111
37. Tommy Bryant	at Campbell	Nov. 9, 2019	105
38. Tommy Bryant	at Hampton	Nov. 16, 2019	100
39. Tommy Bryant	vs. Gardner-Webb	Nov. 23, 2019	154
40. Bronson Rechsteiner	vs. Gardner-Webb	Nov. 23, 2019	128
41. Jonathan Murphy	at Wofford	Nov. 30, 2019	206
42. Jonathan Murphy	at Weber State	Dec. 7, 2019	116
43. Jonathan Murphy	vs. Charleston Southern	Mar. 14, 2021	113
44. Kyle Glover	at Wofford	Sept. 18, 2021	117
45. Xavier Shepherd	vs. Jacksonville State	Oct 2, 2021	124
46. Xavier Shepherd	at Hampton	Oct. 9, 2021	179
47. Xavier Shepherd	vs. Monmouth	Nov. 20, 2021	118
48. Iaan Cousin	vs. Monmouth	Nov. 20, 2021	114
49. Jonathan Murphy	at ETSU	Dec. 4, 2021	164
50. Jonathan Murphy	vs. Wofford	Sept. 24, 2022	138
51. Jonathan Murphy	at Jacksonville State	Oct. 1, 2022	134
52. Xavier Shepherd	vs. North Alabama	Oct. 8, 2022	102
53. Xavier Shepherd	vs. Tennessee Tech	Oct. 22, 2022	125

TWO 100-YARD RUSHERS, SAME GAME

Player (Yards)	Opponent	Date
1. Chaston Bennett (155)	Trey White (128)	at Dayton Sept. 26, 2015
2. Chaston Bennett (124)	Trey White (102)	vs. Monmouth Oct. 31, 2015
3. Darnell Holland (123)	Chandler Burks (103)	at Furman Oct. 1, 2016
4. Jake McKenzie (111)	Shaquil Terry (126)	Liberty Oct. 14, 2017
5. Chandler Burks (149)	Jake McKenzie (116)	Montana State Nov. 4, 2017
6. Bronson Rechsteiner (221)	Isaac Foster (183)	at Missouri State Sept. 21, 2019
7. Tommy Bryant (154)	Bronson Rechsteiner (128)	vs. Gardner-Webb Nov. 23, 2019
8. Xavier Shepherd (118)	Iaan Cousin (114)	vs. Monmouth Nov. 20, 2021

200-YARD RUSHING GAMES

Player	Opponent	Date	Yards
1. Bronson Rechsteiner	at Missouri State	Sept. 21, 2019	221*
2. Jonathan Murphy	at Wofford	Nov. 30, 2019	206

*school record

MOST 100-YARD RUSH GAMES

Player	Games
Chandler Burks	9
Darnell Holland	6
Jonathan Murphy	6
Xavier Shepherd	5
Trey White	4
Chaston Bennett	4
Bronson Rechsteiner	3
Tommy Bryant	3
Shaquil Terry	3
Jake McKenzie	3
Isaac Foster	2

MOST 200-YARD RUSH GAMES

Player	Games
Bronson Rechsteiner	1
Jonathan Murphy	1

LONGEST RUSHING ATTEMPTS

Yds	Result	Player	Date
85	TD	Bronson Rechsteiner	Sept. 21, 2019
84	TD	Darnell Holland	Sept. 9, 2017
84	--	Shaquil Terry	Nov. 25, 2017
80	TD	Chaston Bennett	Sept. 26, 2015
79	TD	T.J. Reed	Oct. 7, 2017
75	TD	Isaac Foster	Sept. 21, 2019
75	TD	Darnell Holland	Sept. 6, 2018
70	TD	Darnell Holland	Sept. 15, 2018
69	--	Chaston Bennett	Nov. 5, 2016
65	--	Daniel David	Sept. 15, 2018
65	TD	Bronson Rechsteiner	Nov. 23, 2019



OFFENSIVE PRODUCTION PERFORMANCES IN CHRONOLOGICAL ORDER

200+ PASSING YARD GAMES

<i>Player</i>	<i>Opponent</i>	<i>Date</i>	<i>Passing Yards</i>	<i>Result</i>	<i>Score</i>
1. Trey White	Point	Oct. 10, 2015	239	Win	56-17
2. Chandler Burks	at Gardner-Webb	Oct. 22, 2016	207	Win	47-39
3. Chandler Burks	at Samford	Aug. 31, 2017	225	Loss	23-28
4. Chandler Burks	at Georgia State	Aug. 30, 2018	201	Loss	20-24
5. Xavier Shepherd	Gardner-Webb	Oct. 30, 2021	209	Win	34-30
6. Xavier Shepherd	Central Arkansas	Oct. 15, 2022	211	Loss	24-51
7. Xavier Shepherd	Tennessee Tech	Oct. 22, 2022	224	Win	33-30 (OT)

MOST CAREER 200+ PASSING YARD GAMES

<i>Player</i>	<i>Games</i>
Chandler Burks	3
Xavier Shepherd	3
Trey White	1

MOST SEASON 200+ PASSING YARD GAMES

<i>Player</i>	<i>Games</i>
Xavier Shepherd	2
Five tied	1

MOST 200+ YARD PASSING GAMES BY OPPONENT

<i>Player</i>	<i>Games</i>
Gardner-Webb	2
Five tied	1

MOST DOUBLE-TRIPLE GAMES: 100+ PASSING YARDS & 100+ RUSHING YARDS

<i>Player</i>	<i>Opponent</i>	<i>Date</i>	<i>Passing Yards</i>	<i>Rushing Yards</i>	<i>Result</i>	<i>Score</i>
1. Trey White	Gardner-Webb	Oct. 17, 2015	114	170	Win	12-7
2. Trey White	Monmouth	Oct. 31, 2015	114	102	Win	23-13
3. Chandler Burks	at Furman	Oct. 1, 2016	171	103	Win	52-42
4. Chandler Burks	Presbyterian	Nov. 12, 2016	169	119	Win	45-10
5. Chandler Burks	North Greenville	Sept. 30, 2017	111	100	Win	38-34
6. Chandler Burks	Monmouth	Nov. 11, 2017	114	131	Win	52-21
7. Chandler Burks	at Charleston Southern	Oct. 27, 2018	108	113	Win	38-10
8. Tommy Bryant	at Hampton	Nov. 16, 2019	109	179	Win	50-7
9. Jonathan Murphy	Charleston Southern	Mar. 13, 2021	108	113	Win	24-19
10. Xavier Shepherd	at Hampton	Oct. 9, 2021	109	179	Win	34-15
11. Jonathan Murphy	at East Tennessee State	Dec. 4, 2021	125	164	Loss	31-32
12. Jonathan Murphy	Wofford	Sept. 24, 2022	107	138	Win	24-22
13. Xavier Shepherd	North Alabama	Oct. 8, 2022	172	102	Win	40-34, 2OT
14. Xavier Shepherd	Tennessee Tech	Oct. 22, 2022	224	125	Win	33-30, OT

MOST CAREER DOUBLE-TRIPLE GAMES

<i>Player</i>	<i>Games</i>
Chandler Burks	5
Jonathan Murphy	3
Xavier Shepherd	3
Trey White	2
Tommy Bryant	1

MOST SEASON DOUBLE-TRIPLE GAMES

<i>Player</i>	<i>Games</i>
Trey White	2
Chandler Burks (twice)	2
Xavier Shepherd	2

MOST DOUBLE-TRIPLE GAMES BY OPPONENT

<i>Player</i>	<i>Games</i>
Monmouth	2
Charleston Southern	2
Hampton	2



THE LAST TIME KENNESAW STATE...

RUSHING

Had 500+ yards rushing	at Tennessee Tech, 2018 (507)
Had 400-499 yards rushing	vs. Monmouth, 2021 (471)
Had 300-399 yards rushing	vs. Davidson, 2021 (305)
Had 70+ rushing attempts	vs. Jacksonville State, 2018 (71)
Had 60-69 rushing attempts	vs. North Alabama, 2022 (69)
Had 50-59 rushing attempts	vs. Charleston Southern, 2022 (51)
Had 7+ rushing TDs	at Monmouth, 2018 (7)
Had 6 rushing TDs	vs. Monmouth, 2021 (6)
Had 5 rushing TDs	vs. Davidson, 2021 (5)
Had 4 rushing TDs	at Jacksonville State, 2022 (4)
Had 2+ players with 100 yards rushing	vs. Monmouth, 2021 (2)

PASSING

Had 300+ yards passing	at Duquesne, 2016 (312)
Had 200-299 yards passing	vs. Tennessee Tech, 2022 (224)
Had 25+ pass attempts	vs. Charleston Southern, 2022 (25)
Had 20-24 pass attempts	at Georgia Tech, 2021 (20)
Had 10+ pass completions	vs. Charleston Southern, 2022 (11)
Had 4+ passing TDs	at Robert Morris, 2021 (4)
Had 3 passing TDs	at Presbyterian, 2019 (3)
Had 4+ passes intercepted	at Charleston Southern, 2016 (4)
Had 3 passes intercepted	--

TOTAL OFFENSE

Had 650+ yards total offense	vs. Point University, 2015 (699)
Had 600-649 yards total offense	vs. Presbyterian, 2018 (637)
Had 550-599 yards total offense	vs. Monmouth, 2021 (571)
Had 500-549 yards total offense	at Missouri State, 2019 (52)
Had 85+ plays total offense	vs. North Alabama, 2022 (87)
Had 80-84 plays total offense	vs. Tennessee Tech, 2022 (81)
Had 75-79 plays total offense	vs. Charleston Southern, 2022 (76)

SCORING

Scored 70+ points	vs. Clark Atlanta, 2018 (70)
Scored 60-69 points	vs. Jacksonville State, 2018 (60)
Scored 50-59 points	at Hampton, 2019 (50)
Scored 40+ points in a half	vs. Davidson, 2021 (41)
Scored 30-39 points in a half	at Hampton, 2019 (31)
Scored 35+ points in a quarter	vs. Edward Waters, 2015 (35)
Scored 28-34 points in a quarter	vs. Alabama State, 2018 (28)
Both teams combined for 100+ points	vs. Jacksonville State, 2018 (112)
Allowed 50+ points	vs. Central Arkansas, 2022 (51)
Allowed 40-49 points	at Georgia Tech, 2021 (45)
Allowed 30-39 points	vs. Tennessee Tech, 2022 (30)
Was held scoreless	--
Was held scoreless at Fifth Third Bank Stadium	--
Was held scoreless on the road	--
Was held scoreless at a neutral site	--
Won a game without a rushing TD	at Robert Morris, 2021
Won a game without a passing TD	vs. Wofford, 2022
Held opponent scoreless	vs. NC A&T, 2021 (14-0)
Held opponent scoreless at Fifth Third Bank Stadium	vs. NC A&T, 2021 (14-0)
Held opponent scoreless on the road	at Presbyterian, 2017 (28-0)
Held opponent without a touchdown	vs. NC A&T, 2021 (14-0)
Held two opponents scoreless in one season	2018, vs. Presbyterian and Campbell
Held a conference opponent scoreless	vs. NC A&T, 2021 (14-0)
Scored on the first offensive play of the game	vs. Charleston Southern, 2015
Scored on the first offensive series of the game	vs. Tennessee Tech, 2022

RECEIVING

Had a player with 100 yards receiving	at Robert Morris, 2021 (O'Neal - 119)
Had a player with 5+ catches in a game	vs. North Alabama, 2022 (Foster - 5)
Had a player with 2+ TD receptions in a game	at Robert Morris, 2021 (O'Neal - 119)

DEFENSE

Held opponent to 10 or fewer first downs	vs. Reinhardt, 2021 (9)
Held opponent to 11-25 yards rushing	vs. Presbyterian, 2018 (18)
Held opponent to 26-50 yards rushing	vs. Wofford, 2022 (35)
Held opponent to 51-100 yards passing	vs. Davidson, 2021 (59)
Held opponent to 101-150 total offense	at Hampton, 2019 (126)
Held opponent to 151-200 total offense	at Campbell, 2021 (189)
Intercepted 4+ passes	vs. Clark Atlanta, 2018 (4)
Intercepted 3 passes	at Hampton, 2019 (3)
Intercepted 2 passes	vs. Central Arkansas, 2022 (2)
Scored a safety	--
Scored a touchdown	vs. Wofford, 2022 (78-yard INT return)
Recorded 5+ sacks	vs. Monmouth, 2021 (5.0)
Recorded 4 sacks	vs. Reinhardt, 2019 (4.0)

SPECIAL TEAMS

Returned a punt for a TD	vs. Davidson, 2021 (Gabriel Benyard - 63 yds)
Returned a blocked punt for a TD	vs. Gardner-Webb, 2019 (Jalen Jackson)
Returned a kickoff for a TD	vs. Campbell, 2018 (Holland - 84 yds)
Punted 10+ times	--
Did not punt	vs. Dixie State, s2021
Blocked a punt	vs. NC A&T, 2021
Blocked a field goal	at Campbell, 2021
Returned a blocked field goal for a TD	at Campbell, 2021
Had a punt blocked	at Jacksonville State, 2022
Had a field goal blocked	vs. North Alabama, 2022
Blocked a PAT kick	vs. Gardner-Webb, 2021
Missed a kicking PAT	at Hampton, 2019
Have a kicking PAT blocked	vs. North Alabama, 2019
Recovered an onside kick	vs. Monmouth, 2021

MISCELLANEOUS

Had 30+ first downs	vs. Presbyterian, 2018 (34)
Had 25-29 first downs	vs. Tennessee Tech, 2022 (29)
Had 10+ passing first downs	vs. Tennessee Tech, 2022 (10)
Had 20+ rushing first downs	vs. Monmouth, 2021 (20)
Had 10+ penalties	vs. Charleston Southern, 2019 (11)
Had 100+ yards in penalties	vs. Charleston Southern, 2019 (122)
Had 35 minutes+ of possession time	at Jacksonville State, 2022 (40:03)
Was involved in an overtime game	vs. North Alabama, 2022 (2OT)
Defeated a ranked opponent	vs. No. 24 Monmouth, 2021 (49-17)
Defeated a ranked opponent on the road	at No. 11 Wofford, 2019 (28-21)
Came back from 10+ points down to win	at North Alabama, 2021 (14)



THE LAST TIME A KENNESAW STATE PLAYER...

RUSHING

Rushed 30+ times	Xavier Shepherd vs. Tennessee Tech, 2022 (30)
Rushed 25-29 times	Xavier Shepherd vs. Charleston So., 2022 (28)
Rushed for 250+ yards	--
Rushed for 200-249 yards	Jonathan Murphy at Wofford, 2019 (206)
Rushed for 175-199 yards	Xavier Shepherd at Hampton, 2021 (179)
Rushed for 150-174 yards	Jonathan Murphy at ETSU, 2021 (164)
Rushed for 125-149 yards	Xavier Shepherd vs. Tennessee Tech, 2022 (125)
Rushed for 100-124 yards	Xavier Shepherd vs. North Alabama, 2022 (102)
Rushed for 100-124 yards (QB)	Xavier Shepherd vs. North Alabama, 2022 (102)
Rushed for 100+ yards in consecutive games	Jonathan Murphy at J'Ville State, 2022 (134)
	Jonathan Murphy vs. Wofford, 2022 (138)
Rushed for 100+ yards in 3 straight games	Tommy Bryant vs. Gardner-Webb, 2019 (154)
	Tommy Bryant at Hampton, 2019 (100)
	Tommy Bryant at Campbell, 2019 (105)
Rushed for 5+ touchdowns	--
Rushed for 4 touchdowns	Xavier Shepherd vs. Davidson (4)
Rushed for 3 touchdowns	Jonathan Murphy at Jacksonville State, 2022 (3)
Rushed for 2 touchdowns (QB)	Xavier Shepherd vs. Charleston So., 2022 (2)
Rushed for 2 touchdowns	Xavier Shepherd vs. Charleston So., 2022 (2)
Had 3 players rush for a touchdown	vs. Tennessee Tech, 2022 (3)
Had 4 players rush for a touchdown	at Missouri State, 2019 (4)
Had 5 players rush for a touchdown	at Hampton, 2019 (5)
Had a run of 80+ yards	Bronson Rechsteiner at Missouri St., 2019 (87)
Had a run of 70-79 yards	Isaac Foster at Missouri State, 2019 (75)
Had a run of 60-69 yards	Iaan Cousin vs. Monmouth, 2021 (61)
Had a run of 50-59 yards	Jonathan Murphy at Jacksonville State, 2022 (57)
Had two runs of 50+ yards	Isaac Foster at Missouri State, 3019 (75, 67)

PASSING

Passed for 250+ yards	--
Passed for 200-249 yards	Xavier Shepherd vs. Central Arkansas, 2022 (211)
Passed for 100-199 yards	Xavier Shepherd vs. Charleston So., 2022 (158)
Attempted 20+ passes	Xavier Shepherd vs. Charleston So., 2022 (25)
Completed 15+ passes	Xavier Shepherd vs. Tennessee Tech, 2022 (15)
Threw 4+ touchdown passes	Xavier Shepherd at Robert Morris, 2021 (4)
Threw 3 touchdown passes	Tommy Bryant at Presbyterian, 2019 (3)
Threw 2 touchdown passes	Xavier Shepherd vs. North Alabama, 2022 (2)
Threw 2+ TD passes in consecutive games	Xavier Shepherd at Robert Morris, 2021 (4)
	Xavier Shepherd vs. Gardner-Webb, 2021 (4)
	Xavier Shepherd at Campbell (2)
Threw 3+ interceptions	--
Threw 2 interceptions	Xavier Shepherd at Georgia Tech, 2021 (2)
Completed pass for 80+ yards	--
Completed pass for 70-79 yards	Shepherd to Marshall at Samford, 2022 (72)
Completed pass for 60-69 yards	Bryant to O'Neal at Hampton, 2019 (67)
Completed pass for 50-59 yards	Shepherd to Clemons vs. UCA, 2022 (53)

RECEIVING

Caught 9+ passes	--
Caught 8 passes	Justin Sumpter at Duquesne, 2016 (8)
Caught 7 passes	Justin Sumpter at Georgia State, 2018 (7)
Caught 6 passes	Iaan Cousin vs. Wofford, 2022 (6)
Had 200+ yards receiving	--
Had 175-199 yards receiving	Justin Sumpter at Duquesne, 2016 (187)
Had 150-174 yards receiving	--
Had 100-149 yards receiving	Caleb O'Neal at Robert Morris, 2016 (119)
Had 100+ yards receiving in consecutive games	Justin Sumpter at Furman, 2016 (147)
	Justin Sumpter at Duquesne, 2016 (187)
Caught 3+ TD passes	--
Caught 2 TD passes	Caleb O'Neal at Robert Morris, 2021 (2)

TOTAL OFFENSE

Had 300+ yards total offense	Xavier Shepherd vs. Tennessee Tech, 2022 (349)
Had 275-299 yards total offense	Jonathan Murphy at ETSU, 2021 (289)
Had 250-274 yards total offense	Xavier Shepherd vs. UCA, 2022 (251)
Had 100+ yards both pass & rush	Xavier Shepherd vs. North Alabama, 2022 (224, 125)

TOTAL OFFENSE

Accounted for 5+ touchdowns	Tommy Bryant at Campbell, 2019 (5)
Accounted for 4 touchdowns	Xavier Shepherd vs. North Alabama, 2022 (4)
Accounted for 3 touchdowns	Xavier Shepherd vs. Charleston So., 2022 (3)
Scored 4+ touchdowns	Jonathan Murphy at ETSU, 2021 (4)
Scored 3 touchdowns	Jonathan Murphy at Jacksonville State, 2022 (3)
Multiple players score 2+ touchdowns	Jonathan Murphy vs. Reinhardt, 2021 (2)
	Xavier Shepherd vs. Reinhardt, 2021 (2)

DEFENSE

Intercepted 3+ passes	Donte Blackmon at Duquesne, 2016 (3)
Intercepted 2 passes	Akebren Ralls vs. Gardner-Webb, 2017 (2)
Recovered 2+ fumbles	Kareem Taylor vs. Shorter, s2021 (2)
Forced 3+ fumbles	Derrick Farrow vs. Edward Waters, 2015 (3)
Recorded 3+ sacks	Joel Parker at Alabama State, 2019 (3.0)
Recorded 2 sacks	Peyton Moore vs. Shorter, s2021 (2.0)
Recorded 5+ tackles for loss	Joel Parker at Alabama State, 2019 (6.0)
Recorded 3 tackles for loss	Evan Thompson vs. NC A&T, 2021 (3.0)
Recorded 15+ tackles	Evan Thompson vs. Gardner-Webb, 2021 (17)
Recorded 10-14 tackles	Garland Benyard vs. Central Arkansas (10)
Recorded 10+ tackles in back-to-back games	Evan Thompson at ETSU, 2021 (11)
	Evan Thompson vs. Davidson, 2021 (10)
Recorded 10+ tackles in four straight games	Evan Thompson at Hampton, 2021 (10)
	Evan Thompson vs. NC A&T, 2021 (12)
	Evan Thompson at Campbell, 2021 (10)
	Evan Thompson vs. Gardner-Webb, 2021 (17)
Recorded 15+ tackles twice in one season	Bryson Armstrong vs. Samford, 2017 (16)
	Bryson Armstrong at Alabama State, 2017 (15)
Recorded 15+ tackles in back-to-back games	--
Recorded 15+ tackles twice in one season	Bryson Armstrong vs. Samford, 2017 (16)
	Bryson Armstrong at Alabama State, 2017 (15)
Returned an interception for a touchdown	Markeith Montgomery vs. Wofford, 2022
Returned a fumble for a touchdown	Cade Loden vs. Dixie State, s2021

SPECIAL TEAMS

Scored 10+ points kicking	Conor Cummins vs. Charleston So., 2022 (12)
Made 5+ field goals	--
Made 4 field goals	Justin Thompson vs. Shorter, 2015 (4)
Made a field goal of 50+ yards	--
Made a field goal of 40-49 yards	Conor Cummins vs. Charleston So., 2022 (46)
Kicked a punt of 70+ yards	--
Kicked a punt of 60-69 yards	Christian Kinsley vs. Presbyterian, 2016 (61)
Punted 7+ times	Ben Moran at Georgia Tech, 2021 (7)
Totalled 125+ kick return yards	Antavius Grier at Campbell, 2019 (137)
Totalled 100-124 kick return yards	Darnell Holland vs. Jacksonville State, 2018 (108)
Totalled 50+ punt return yards	Gabriel Benyard vs. Charleston So., 2021 (117)



GAME-BY-GAME NOTABLES

Opponent	Captains	Coin Toss	Kickoff/ Recieve	KSU 1st Poss.	Game Length	Helmet	Jersey	Pants
Samford	Robertson, Bell, Foster	Win	Kickoff	TD	3:04	Black	White	Black
Cincinnati	Montgomery, Katina, McCracken	Loss	Kickoff	Punt	3:23	Black	White	White
Wofford	Cummins, Daniels, Burks	Win	Kickoff	TD	3:04	Black	Grey	Grey
Jacksonville State	Murphy, Montgomery, Leiataua	Win	Kickoff	TD	3:21	Gold	White	White
North Alabama	Gar. Benyard, Paxton, Parker	Win	Kickoff	TD	3:42	Gold	Black	Black
Central Arkansas	Cummins, Foster, Montgomery	Win	Kickoff	Punt	3:22	Black	White	White
Tennessee Tech	Olson, Hill, C. Allen	Win	Kickoff	TD	3:36	Black	Gold	Gold
Charleston Southern	T. Love, Bell, Shepherd	Loss	Receive	Punt	3:15	Black	Black	Black
UT Martin								
Austin Peay								
Eastern Kentucky								

GAME-BY-GAME OFFENSIVE STARTERS

Opponent	LT	LG	C	RG	RT	WR	WR	2B	SB	SB	QB
Samford	Wright	Paxton	Dawson	Katina	Adams	Marshall	Bohannon	Daniels	Ledet	Foster	Shepherd
Cincinnati	J. Love	Jackson	Dawson	Katina	O'Neal	Marshall	Bohannon	Daniels	Farrow	Foster	Shepherd
Wofford	J. Love	Paxton	Olson	Katina	Dawson	Marshall	Bohannon	Daniels	Benefield	Foster	Murphy
Jacksonville State	J. Love	Paxton	Olson	Jackson	Dawson	Marshall	Bohannon	Daniels	Benefield	Foster	Murphy
North Alabama	Katina	Jackson	Olson	Paxton	Dawson	Marshall	Bohannon	Clemons	Benefield	Foster	Murphy
Central Arkansas	J. Love	Jackson	Olson	Paxton	Katina	Marshall	Bohannon	Clemons	Benefield	Foster	Shepherd
Tennessee Tech	J. Love	Jackson	Olson	Paxton	Katina	Marshall	Bohannon	Daniels	Benefield	Foster	Shepherd
Charleston Southern	J. Love	Paxton	Olson	Katina	Dawson	Marshall	Bohannon	Daniels	Gab. Benyard	Foster	Shepherd
UT Martin											
Austin Peay											
Eastern Kentucky											

GAME-BY-GAME DEFENSIVE STARTERS

Opponent	DE	NT	DT	DE	MIKE	WILL	SAM	CB	SS	FS	CB
Samford	Myers	C. Allen	Bell	Parker	Silas	Barnum	Gar. Benyard	Burks	Byrd	Montgomery	Gamble
Cincinnati	Barnes	C. Allen	Bell	Reese	Silas	Barnum	Gar. Benyard	Burks	Morris	Montgomery	Gamble
Wofford	Myers	C. Allen	Bell	Parker	W. Jenkins	Barnum	Gar. Benyard	Burks	Montgomery	Morris	Gamble
Jacksonville State	Myers	C. Allen	Bell	Parker	Silas	Barnum	Gar. Benyard	Burks	Montgomery	Morris	Gamble
North Alabama	Myers	C. Allen	Bell	Parker	W. Jenkins	Barnum	Gar. Benyard	Burks	Montgomery	Morris	Gamble
Central Arkansas	Myers	C. Allen	D. Scott	Reese	Silas	Barnum	Gar. Benyard	Burks	Montgomery	Morris	Gamble
Tennessee Tech	Myers	D. Scott	Bell	Parker	Silas	Barnum	Gar. Benyard	Burks	Montgomery	Morris	Gamble
Charleston Southern	Myers	D. Scott	Bell	Parker	Woods	Barnum	Gar. Benyard	Burks	Montgomery	Morris	Gamble
UT Martin											
Austin Peay											
Eastern Kentucky											

PLAY BREAKDOWN

Kennesaw State				Opponents			
Opponent	Rush	Pass	Total	Opponent	Rush	Pass	Total
Samford	62	13	75	Samford	32	24	56
Cincinnati	61	15	76	Cincinnati	30	23	53
Wofford	49	14	63	Wofford	27	40	67
Jacksonville State	62	13	75	Jacksonville State	31	22	53
North Alabama	69	18	87	North Alabama	36	27	63
Central Arkansas	45	30	75	Central Arkansas	37	33	70
Tennessee Tech	57	24	81	Tennessee Tech	34	30	64
Charleston Southern	51	25	76	Charleston Southern	27	40	67
UT Martin				UT Martin			
Austin Peay				Austin Peay			
Eastern Kentucky				Eastern Kentucky			
Totals	456	151	608	Totals	254	239	493



GAME-OPENING DRIVES

	Kennesaw St.			Opponent		
Opponent	Pts	1sts	Yds	Pts	1sts	Yds
Samford	7	2	80	0	0	5
Cincinnati	0	3	52	0	0	7
Wofford	7	6	75	6	3	76
Jacksonville State	7	2	43	0	0	18
North Alabama	7	5	75	3	5	57
Central Arkansas	0	1	20	7	4	75
Tennessee Tech	7	5	94	0	4	69
Charleston Southern	0	0	-3	0	1	11
UT Martin						
Austin Peay						
Eastern Kentucky						
Totals	35	24	436	16	17	318

2ND HALF OPENING DRIVES

	Kennesaw St.			Opponent		
Opponent	Pts	1sts	Yds	Pts	1sts	Yds
Samford	3	4	54	0	0	-5
Cincinnati	0	0	-2	7	5	68
Wofford	7	3	75	0	2	14
Jacksonville State	0	0	8	7	4	67
North Alabama	7	3	82	7	1	75
Central Arkansas	0	1	16	0	3	34
Tennessee Tech	0	1	19	7	3	70
Charleston Southern	7	0	5	0	1	14
UT Martin						
Austin Peay						
Eastern Kentucky						
Totals	17	12	252	28	18	323

SCORING DRIVES BY THE NUMBERS

	Time of Possession			
Opponent	1-60 Sec	1-4 Min	4-7 Min	7+ Min
Samford	0	1	1	1
Cincinnati	0	1	1	0
Wofford	0	2	1	0
Jacksonville State	1	2	1	0
North Alabama	0	3	1	1
Central Arkansas	1	3	0	0
Tennessee Tech	1	3	0	1
Charleston Southern	2	3	1	0
UT Martin				
Austin Peay				
Eastern Kentucky				
Totals	5	18	6	3

	Number of Plays			
Opponent	1-3	4-7	8-10	11+
Samford	0	1	1	1
Cincinnati	0	1	1	0
Wofford	0	2	0	1
Jacksonville State	2	1	1	0
North Alabama	0	4	1	2
Central Arkansas	1	0	3	0
Tennessee Tech	1	2	1	2
Charleston Southern	1	3	1	1
UT Martin				
Austin Peay				
Eastern Kentucky				
Totals	5	14	9	7



FIRST DOWNS GAME LOG

Kennesaw State				
Opponent	Rush	Pass	Penalty	Total
Samford	15	3	2	20
Cincinnati	8	5	2	15
Wofford	11	7	2	20
Jacksonville State	10	2	2	14
North Alabama	14	10	3	27
Central Arkansas	8	11	1	20
Tennessee Tech	17	10	2	29
Charleston Southern	9	7	1	17
UT Martin				
Austin Peay				
Eastern Kentucky				
Totals	92	55	15	162

Opponents				
Opponent	Rush	Pass	Penalty	Total
Samford	9	11	1	21
Cincinnati	9	15	0	24
Wofford	6	14	1	21
Jacksonville State	6	8	0	14
North Alabama	5	10	4	19
Central Arkansas	14	14	3	30
Tennessee Tech	7	9	3	19
Charleston Southern	6	11	0	17
UT Martin				
Austin Peay				
Eastern Kentucky				
Totals	62	92	12	165

TURNOVER CHARTS

Forced by Kennesaw State					
Opponent	Fum	Int	Total	Pts Off	Margin
Samford	2	0	2	7	+1
Cincinnati	1	0	1	3	-1
Wofford	0	2	2	7	0
Jacksonville State	4	1	5	21	+3
North Alabama	1	2	3	3	+1
Central Arkansas	1	2	3	14	+2
Tennessee Tech	0	1	1	0	+1
Charleston Southern	1	1	2	10	+2
UT Martin					
Austin Peay					
Eastern Kentucky					
Totals	9	7	16	65	+9

Forced by Opponents					
Opponent	Fum	Int	Total	Pts Off	Margin
Samford	0	1	1	0	-1
Cincinnati	1	1	2	14	+1
Wofford	2	0	2	3	0
Jacksonville State	2	0	2	3	-3
North Alabama	2	0	2	0	-1
Central Arkansas	0	1	1	3	-2
Tennessee Tech	0	0	0	0	-1
Charleston Southern	0	0	0	0	-2
UT Martin					
Austin Peay					
Eastern Kentucky					
Totals	5	3	8	23	-9



DEPTH CHART

OFFENSE

QB	8	XAVIER SHEPHERD , 6-0, 205, Jr., Nashville, Tenn.
	4	Jonathan Murphy, 6-0, 190, Sr., Los Angeles, Calif.
2B	2	PRESTON DANIELS , 5-11, 255, Jr., Sandersville, Ga.
	46	Jordan Lay, 5-11, 205, Jr., Hartwell, Ga.
SB	12	ISAAC FOSTER , 5-10, 175, Gr., Summerville, Ga.
	28	Tykeem Wallace, 5-9, 160, So., Thomasville, Ga.
SB	26	GABRIEL BENYARD , 5-10, 175, So., Ocilla, Ga.
	3	Nykeem Farrow, 5-9, 170, Jr., Cochran, Ga.
WR	17	CHAVIS MARSHALL , 6-3, 195, Jr., Sylvester, Ga.
	5	Xavier Hill, 6-2, 205, Jr., Pleasant Grove, Ala.
WR	83	BLAKE BOHANNON , 6-1, 200, So., Woodstock, Ga.
	7	Oscar Gonzalez, 6-4, 230, Sr., Dalton, Ga.
LT	52	JORDAN LOVE , 6-2, 275, So., Rockledge, Fla.
	71	Nathan Wright, 6-3, 255, Fr., Gardendale, Ala.
LG	68	TRENTON JACKSON , 6-0, 290, Jr., Hattiesburg, Miss.
	55	Seaburn Hines, 6-2, 305, So., Helena, Ala.
C	66	MATT OLSON , 6-3, 285, Gr., Cumming, Ga.
	75	Hall O'Neal, 6-2, 255, Jr., Atlanta, Ga.
RG	50	TERRELL PAXTON , 6-0, 310, Sr., Stone Mountain, Ga.
	55	Seaburn Hines, 6-2, 305, So., Helena, Ala.
RT	65	ZION KATINA , 6-2, 285, Sr., Franklin, Tenn.
	61	Darron Willis, 6-2, 255, Jr., Alpharetta, Ga.

SPECIALISTS

KO	77	CONOR CUMMINS , 6-1, 175, So., Marietta, Ga.
PK	77	CONOR CUMMINS , 6-1, 175, So., Marietta, Ga.
	88	Nathan Robertson, 5-10, 160, Gr., Columbus, Ga.
P	53	CHARLIE COOPER , 5-11, 185, Fr., Tucker, Ga.
	90	Joshua Huiet, 6-2, 205, So., Johns Creek, Ga.
HLD	90	JOSHUA HUIET , 6-2, 205, So., Johns Creek, Ga.
	12	Isaac Foster, 5-10, 175, Gr., Summerville, Ga.
LS	81	ZANE MCCracken , 6-2, 200, Jr., Calhoun, Ga.
	78	Ronnie Thomas, 5-10, 180, Fr., Warner Robbins, Ga.
KR	26	GABRIEL BENYARD , 5-10, 175, So., Ocilla, Ga.
	12	Isaac Foster, 5-10, 175, Gr., Summerville, Ga.
PR	26	GABRIEL BENYARD , 5-10, 175, So., Ocilla, Ga.
	12	Isaac Foster, 5-10, 175, Gr., Summerville, Ga.

DEFENSE

DE	95	JOEL PARKER , 6-0, 250, Sr., Birmingham, Ala.
	56	Demetric Barnes, 6-4, 235, Jr., Stone Mountain, Ga.
NT	74	DESMOND SCOTT , 6-0, 285, Gr., Pinson, Ala.
	92	Carlos Allen, 6-0, 290, Jr., Atlanta, Ga.
DT	96	TRAVIS BELL , 6-1, 305, Gr., Montgomery, Ala.
	97	Adam Watkins, 6-0, 285, So., Dacula, Ga.
DE	58	JAHON MYERS , 6-3, 255, Jr., Luella, Ga.
	99	Charles Remy, 6-1, 215, So., Kennesaw, Ga.
MIKE	49	JUAN SILAS , 6-1, 200, Fr., Athens, Ga.
	45	Mike Mincey, 6-1, 230, So., Waycross, Ga.
WILL	14	JALEN BARNUM , 6-1, 195, Jr., Jesup, Ga.
	39	William Jenkins, 6-0, 215, Jr., Decatur, Ga.
SAM	41	GARLAND BENYARD , 6-1, 200, So., Ocilla, Ga.
	42	Montrel Jenkins, 6-0, 215, So., Acworth, Ga.
CB	11	JE'CORY BURKS , 6-0, 195, Sr., Perry, Ga.
	15	Jayven Williams, 6-2, 170, Fr., Mobile, Ala.
CB	31	CHANCE GAMBLE , 6-2, 170, So., Fitzgerald, Ga.
	16	Ryan Harris, 5-10, 170, Jr., Irmo, S.C.
SS	21	MARKEITH MONTGOMERY , 5-10, 185, Sr., Flintstone, Ga.
	29	Joe Williams, 6-0, 170, Fr., Thomasville, Ga.
FS	25	DEONTRE MORRIS , 5-11, 185, So., Atlanta, Ga.
	38	Dylan Hand, 6-0, 195, So., Dacula, Ga.



2022-23 Kennesaw St. Football Combined Team Statistics All games

Page 1/3
as of Oct 29, 2022

Team Results

Date	Opponent		Score	Att.
09/01/2022	at Samford	L	17-27	5333
09/10/2022	at Cincinnati	L	10-63	39014
09/24/2022	Wofford	W	24-22	7830
* 10/01/2022	at Jacksonville St.	Lot1	28-35	19654
* 10/08/2022	North Ala.	Wot2	40-34	4505
* 10/15/2022	Central Ark.	L	24-51	4467
10/22/2022	Tennessee Tech	Wot1	33-30	7906
10/29/2022	Charleston So.	W	30-20	3845

Game Records

Record	Overall	Home	Away	Neutral
ALL GAMES	4-4	4-1	0-3	0-0
CONFERENCE	1-2	1-1	0-1	0-0
NON-CONFERENCE	3-2	3-0	0-2	0-0

Team Statistics

	KENNST	OPP
First Downs	162	166
Rushing	92	62
Passing	55	92
Penalty	15	12
Rushing Yardage	1689	943
Rushing attempts	457	257
Average per rush	3.7	3.7
Average per game	211.1	117.9
TDs Rushing	19	13
Passing Yardage	1162	2317
Comp-Att-Int	80-152-4	162-240-9
Average per pass	7.6	9.7
Average per catch	14.5	14.3
Average per game	145.3	289.6
TDs Passing	5	19
Total offense	2851	3260
Average per play	4.7	6.6
Average per game	356.4	407.5
Kick returns: #-Yards	20-376	16-271
Punt returns: #-Yards	11-151	9-118
Int returns: #-Yards	9-150	4-110
Fumbles-Lost	18-9	13-10
Penalties-Yards	32-246	47-427
Punts-Avg	34-37.1	26-42.9
Time of possession / game	35:01	24:24
3rd-down conversion	62/142	38/87
4rd-down conversion	10/20	3/7
PAT-attempts	(23-23) 100%	(31-33) 94%
2-point conversion-attempts	(0-1) 0%	(1-3) 33%

Rushing

Player	gp	att	gain	loss	net	avg	td	lg	avg/g
Xavier Shepherd	7	150	485	78	407	2.7	7	41	58.1
Preston Daniels	6	62	325	0	325	5.2	4	46	54.2
Jonathan Murphy	4	83	361	56	305	3.7	5	57	76.3
Isaac Foster	8	42	177	25	152	3.6	3	19	19.0
Jordan Lay	7	35	110	0	110	3.1	0	11	15.7
Gabriel Benyard	6	18	108	0	108	6.0	0	14	18.0
Yesiah Clemons	8	18	84	0	84	4.7	0	36	10.5
Michael Benefield	7	11	61	3	58	5.3	0	15	8.3
Carlos Allen	8	1	31	0	31	31.0	0	31	3.9
Tykeem Wallace	8	6	32	1	31	5.2	0	17	3.9
DeAngelo Hardy	3	11	28	2	26	2.4	0	6	8.7
Nykeem Farrow	5	7	25	3	22	3.1	0	8	4.4
Iaan Cousin	4	5	26	6	20	4.0	0	20	5.0
Marquis Ledet	6	6	13	0	13	2.2	0	4	2.2
Team	8	2	0	3	-3	-1.5	0	0	-0.4
Total	8	457	1866	177	1689	3.7	19	57	211.1
Opponents	8	257	1146	203	943	3.7	13	76	117.9

Passing

Player	gp	effic	comp-att-int	pct	yds	td	lg	avg/g
Xavier Shepherd	7	126.0	62-120-4	51.7	960	5	72	137.1
Jonathan Murphy	4	112.8	18-31-0	58.1	202	0	28	50.5
DeAngelo Hardy	3	0.0	0-1-0	0.0	0	0	0	0.0
Total	8	122.4	80-152-4	52.6	1162	5	72	145.3
Opponents	8	167.2	162-240-9	67.5	2317	19	68	289.6

Receiving

Player	gp	no.	yds	avg	td	lg	avg/g
Isaac Foster	8	24	264	11.0	2	40	33.0
Iaan Cousin	4	11	146	13.3	0	28	36.5
Chavis Marshall	8	10	150	15.0	0	38	18.8
Gabriel Benyard	6	10	167	16.7	1	37	27.8
Xavier Hill	7	9	148	16.4	1	26	21.1
Blake Bohannon	8	9	126	14.0	0	26	15.8
Oscar Gonzalez	7	2	11	5.5	0	6	1.6
Nykeem Farrow	5	2	72	36.0	0	72	14.4
Michael Benefield	7	1	20	20.0	0	20	2.9
Marquis Ledet	6	1	5	5.0	0	5	0.8
Yesiah Clemons	8	1	53	53.0	1	53	6.6
Total	8	80	1162	14.5	5	72	145.3
Opponents	8	162	2317	14.3	19	68	289.6

Interceptions

Player	no.	yds	avg	td	lg
Markeith Montgomery	4	115	28.8	1	78
Deontre Morris	3	35	11.7	0	26
Dylan Hand	1	0	0.0	0	0
Garland Benyard	1	0	0.0	0	0
Total	9	150	16.7	1	78
Opponents	4	110	27.5	2	45



2022-23 Kennesaw St. Football Combined Team Statistics All games

Page 2/3
as of Oct 29, 2022

Field Goals

Player	fg	pct.	01-19	20-29	30-39	40-49	50-59	lg	blk
Conor Cummins	8-12	66.7	0-0	4-4	1-3	3-5	0-0	46	1
Nathan Robertson	3-7	42.9	0-0	0-1	3-3	0-2	0-1	38	1
Opponents	11-12	91.7	0-0	3-3	2-2	6-7	0-0	48	0

Scoring

Player	td	fg	PAT						pts
			kick	rush	rcv	pass	dxp	saf	
Xavier Shepherd	7	-	-	-	-	-	-	-	42
Conor Cummins	-	8-12	13-13	-	-	-	-	-	37
Isaac Foster	5	-	-	-	-	-	-	-	30
Jonathan Murphy	5	-	-	-	-	-	-	-	30
Preston Daniels	4	-	-	-	-	-	-	-	24
Nathan Robertson	-	3-7	10-10	-	-	-	-	-	19
Markeith Montgomery	1	-	-	-	-	-	-	-	6
Xavier Hill	1	-	-	-	-	-	-	-	6
Gabriel Benyard	1	-	-	-	-	-	-	-	6
Yesiah Clemons	1	-	-	-	-	-	-	-	6
Total	25	11-19	23-23	0	0	0	0	0	206
Opponents	36	11-12	31-33	0	1	1	0	0	282

Score by Periods

Team	1st	2nd	3rd	4th	OT	TOT
Kennesaw St.	52	43	38	54	19	206
Opponents	33	71	70	91	17	282

Punting

Player	no.	yds	avg	lg	tb	fc	i20	50+	blk
Joshua Huiet	15	587	39.1	55	2	8	3	1	0
Charlie Cooper	12	465	38.8	47	0	8	3	0	0
Conor Cummins	6	210	35.0	47	0	3	2	0	0
Team	1	0	0.0	0	0	0	0	0	1
Total	34	1262	37.1	55	2	19	8	1	1
Opponents	26	1115	42.9	64	2	6	7	3	0

Punt Returns

Player	no.	yds	avg	td	lg
Gabriel Benyard	7	126	18.0	0	37
Isaac Foster	4	25	6.3	0	12
Total	11	151	13.7	0	37
Opponents	9	118	13.1	1	37

Kick Returns

Player	no.	yds	avg	td	lg
Gabriel Benyard	9	208	23.1	0	29
Isaac Foster	7	128	18.3	0	24
Jayven Williams	4	40	10.0	0	11
Total	20	376	18.8	0	29
Opponents	16	271	16.9	0	43

All Purpose

Player	g	rush	rcv	pr	kr	ir	total	avg/g
Gabriel Benyard	6	108	167	126	208	0	609	101.5
Isaac Foster	8	152	264	25	128	0	569	71.1
Xavier Shepherd	7	407	0	0	0	0	407	58.1
Preston Daniels	6	325	0	0	0	0	325	54.2
Jonathan Murphy	4	305	0	0	0	0	305	76.3
Iaan Cousin	4	20	146	0	0	0	166	41.5
Chavis Marshall	8	0	150	0	0	0	150	18.8
Xavier Hill	7	0	148	0	0	0	148	21.1
Yesiah Clemons	8	84	53	0	0	0	137	17.1
Blake Bohannon	8	0	126	0	0	0	126	15.8
Markeith Montgomery	8	0	0	0	0	115	115	14.4
Jordan Lay	7	110	0	0	0	0	110	15.7
Nykeem Farrow	5	22	72	0	0	0	94	18.8
Michael Benefield	7	58	20	0	0	0	78	11.1
Jayven Williams	8	0	0	0	40	0	40	5.0
Deontre Morris	8	0	0	0	0	35	35	4.4
Carlos Allen	8	31	0	0	0	0	31	3.9
Tykeem Wallace	8	31	0	0	0	0	31	3.9
DeAngelo Hardy	3	26	0	0	0	0	26	8.7
Marquis Ledet	6	13	5	0	0	0	18	3.0
Oscar Gonzalez	7	0	11	0	0	0	11	1.6
Total	8	1689	1162	151	376	150	3528	441.0
Opponents	8	943	2317	118	271	110	3759	469.9

Total Offense

Player	g	plays	rush	pass	total	avg/g
Xavier Shepherd	7	270	407	960	1367	195.3
Jonathan Murphy	4	114	305	202	507	126.8
Preston Daniels	6	62	325	0	325	54.2
Isaac Foster	8	42	152	0	152	19.0
Jordan Lay	7	35	110	0	110	15.7
Gabriel Benyard	6	18	108	0	108	18.0
Yesiah Clemons	8	18	84	0	84	10.5
Michael Benefield	7	11	58	0	58	8.3
Carlos Allen	8	1	31	0	31	3.9
Tykeem Wallace	8	6	31	0	31	3.9
DeAngelo Hardy	3	12	26	0	26	8.7
Nykeem Farrow	5	7	22	0	22	4.4
Iaan Cousin	4	5	20	0	20	5.0
Marquis Ledet	6	6	13	0	13	2.2
Total	8	609	1689	1162	2851	356.4
Opponents	8	497	943	2317	3260	407.5

Team Defense

			Tackles				Sacks	Pass defense			Fumbles	blkd		
##	Player	gp	ua	a	tot	tfl/yds	no-yds	int-yds	brup	qbh	fr-yds	ff	kick	saf
21	Markeith Montgomery	8	30	16	46	3.5-8	.	4-115	5	1	.	2	.	.



2022-23 Kennesaw St. Football
Combined Team Statistics
All games

Page 3/3
as of Oct 29, 2022

##	Player	gp	Tackles				Sacks	Pass defense			Fumbles		blkd	
			ua	a	tot	tfl/yds	no-yds	int-yds	brup	qbh	fr-yds	ff	kick	saf
41	Garland Benyard	8	23	16	39	5-21	1.5-13	1-0	1	1	2-5	.	.	.
25	Deontre Morris	8	22	14	36	.	.	3-35	4	.	1-0	.	.	.
14	Jalen Barnum	8	17	16	33	1-1	.	.	1	3
31	Chance Gamble	8	23	10	33	1-2	.	.	2	.	2-0	.	.	.
42	Montrel Jenkins	8	14	12	26	2.5-7	1-2	1	.	.
11	Je'Cory Burks	8	18	8	26	1-3	.	.	6
96	Travis Bell	8	13	12	25	3-10	0.5-3	.	.	1
49	Juandarion Silas	5	14	11	25	3-13	.	.	1	1	.	2	.	.
92	Carlos Allen	8	12	11	23	6-13	1-6	.	1	2	2-0	1	.	.
58	Jahon Myers	8	5	15	20	5-25	2-18	.	.	3
95	Joel Parker	7	5	13	18	3-11	1-8
97	Adam Watkins	8	5	11	16	2.5-24	2.5-24	.	.	1
39	William Jenkins	8	8	6	14	1-3
94	Kerick Reese	6	5	7	12	3.5-19	2-14	1	.	.
74	Desmond Scott	5	3	8	11	1.5-8	0.5-4	.	.	1
43	Jerrold Woods	5	5	5	10	1-5	1-5
45	Michael Mincey	5	6	4	10	2-5
99	Charles Remy	8	3	6	9	1.5-4	1-2
38	Dylan Hand	8	4	2	6	.	.	1-0
56	Demetric Barnes	7	5	1	6	2-9	1-7	.	.	1	1-0	.	.	.
20	Erwin Byrd	3	5	.	5	.	.	.	1
40	Eli Leiataua	8	3	1	4
35	Michael Benefield	7	.	4	4
51	Kelcy Allen	3	2	1	3	1-0	.	.	.
28	Tykeem Wallace	8	1	1	2
37	Yesiah Clemons	8	2	.	2
46	Jordan Lay	7	2	.	2
16	Ryan Harris	3	1	.	1
81	Zane McCracken	8	1	.	1
27	Cade Loden	7	1	.	1
30	Milon Jones	3	.	1	1
12	Isaac Foster	8	1	.	1
78	Ronnie Thomas	3	.	1	1
89	Ugonna Nwoha	2	1	.	1
26	Gabriel Benyard	6	1-0	.	.	.
88	Nathan Robertson	5
77	Conor Cummins	8
Totals		8	261	216	477	49-191	15-106	9-150	22	15	10-5	7	0	0
Opponents		8	340	362	702	41-153	10-76	4-110	24	9	9-0	6	3	0



NUMERICAL ROSTER

No.	Name	Pos.	Ht.	Wt.	Cl.	Hometown /Previous School
0	Gene Sledge	RB	6-2	235	So.	Huntsville, Ala. / Vista Peak HS
1	Iaan Cousin	RB	6-0	160	Jr.	Carrollton, Ga. / Mount Zion HS
2	Preston Daniels	RB	5-11	255	Jr.	Sandersville, Ga. / Washington Co HS
3	Nykeem Farrow	RB	5-9	170	Jr.	Cochran, Ga. / Bleckley County HS
4	Jonathan Murphy	QB	6-0	190	Sr.	Los Angeles, Calif. / Long Beach CC
5	Xavier Hill	WR	6-2	205	Jr.	Pleasant Grove, Ala. / Pleasant Grove HS
6	Sharmari Reed	DB	6-0	205	Jr.	Fayetteville, Ga. / Trinity Christian HS
7	Oscar Gonzalez	WR	6-4	230	Sr.	Dalton, Ga. / Southeast Whitfield County HS
8	Xavier Shepherd	QB	6-0	205	Jr.	Nashville, Tenn. / Pearl-Cohn HS
11	Je'Cory Burks	DB	6-0	195	Sr.	Perry, Ga. / Perry HS
12	Isaac Foster	RB	5-10	175	Gr.	Summerville, Ga. / Chattooga HS
13	DeAngelo Hardy	QB	5-10	185	Jr.	Chattanooga, Tenn. / McCallie School
14	Jalen Barnum	LB	6-1	195	Jr.	Jesup, Ga. / Wayne County HS
15	Braden Bohannon	QB	6-1	195	Fr.	Woodstock, Ga. / Etowah HS
15	Jayven Williams	DB	6-2	170	Fr.	Mobile, Ala. / Baker HS
16	Ryan Harris	DB	5-10	170	Jr.	Irmo, S.C. / Dutch Fork HS
17	Chavis Marshall	WR	6-3	195	Jr.	Sylvester, Ga. / Worth County HS
18	Nick Sawyer	QB	5-11	160	Fr.	Harvest, Ala. / Sparkman HS
19	Adam Diaz	QB	5-11	180	Fr.	Shaker Heights, Oh. / Shaker Heights HS
21	Markeith Montgomery	DB	5-10	185	Sr.	Flintstone, Ga. / Ridgeland HS
22	Elijah Kirby	DB	6-1	210	Jr.	Sandy Springs, Ga. / Riverwood HS
23	Sulaiman Bah	DB	6-1	190	So.	Lilburn, Ga. / Parkview HS
23	Kemari McGowan	RB	5-10	160	Jr.	Murfreesboro, Tenn. / M. Tenn. Christian
24	Jeremiah Compton	DB	6-1	185	Sr.	Waverly, Ga. / Camden County HS
25	Deontre Morris	DB	5-11	185	So.	Atlanta, Ga. / Therrell HS
26	Gabriel Benyard	RB	5-10	175	So.	Ocilla, Ga. / Irwin County HS
27	Cade Loden	DB	6-0	180	Jr.	St. Mary's, Ga. / Camden County HS
28	Tykeem Wallace	RB	5-9	160	So.	Thomasville, Ga. / Thomas County Central HS
29	Eli Leiataua	RB	5-11	215	Fr.	Hinesville, Ga. / Bradwell Institute
29	Joe Williams	DB	6-0	170	Fr.	Thomasville, Ga. / Thomasville HS
30	Qua Ashley	RB	5-10	185	Fr.	Dublin, Ga. / Dublin HS
30	Milon Jones	DB	5-11	175	Fr.	Marietta, Ga. / Marietta HS
31	Chance Gamble	DB	6-2	170	So.	Fitzgerald, Ga. / Fitzgerald HS
32	Marquis Ledet	RB	6-0	205	Jr.	Marietta, Ga. / Osborne HS
33	Myles Beris	DB	5-9	170	So.	Jonesboro, Ga. / Jonesboro HS
33	Rob Brown	RB	6-0	205	Jr.	Trion, Ga. / Trion HS
34	Jameel Avery	RB	5-10	165	Fr.	Atlanta, Ga. / Chamblee HS
35	Michael Benefield	RB	5-7	190	So.	Atlanta, Ga. / Butler
36	Remi Adams	RB	5-6	165	Fr.	Kennesaw, Ga. / Mt. Paran Christian School
36	Danarius Johnson	LB	5-11	195	Fr.	Patterson, Ga. / Pierce County HS
37	Yesiah Clemons	LB	5-10	200	Jr.	Griffin, Ga. / Point
37	Nemo McCoy	RB	5-10	200	Fr.	Ocilla, Ga. / Irwin County HS
38	Dylan Hand	DB	6-0	195	So.	Dacula, Ga. / Dacula HS
39	William Jenkins	LB	6-0	215	Jr.	Decatur, Ga. / Cedar Grove HS
41	Garland Benyard	LB	6-1	200	So.	Ocilla, Ga. / Irwin County HS
42	Montrel Jenkins	LB	6-0	215	Fr.	Acworth, Ga. / North Cobb HS
43	Jerrold Woods	LB	6-1	210	So.	Leesburg, Ga. / Lee County HS
44	Damarion Davis	LB	6-0	185	Fr.	Lithonia, Ga. / Lithonia HS
45	Mike Mincey	LB	6-1	230	So.	Waycross, Ga. / Vanderbilt
46	Jordan Lay	RB	5-11	205	Jr.	Hartwell, Ga. / Hart County HS
47	Alexander Diggs	RB	5-9	190	Fr.	Snellville, Ga. / Brookwood HS
47	Antonio Ward	LB	6-0	210	Jr.	Snellville, Ga. / Georgia Knights Prep Academy
48	Donelius Johnson	LB	6-0	215	Fr.	Patterson, Ga. / Pierce County HS
49	Juan Silas	LB	6-1	200	Fr.	Athens, Ga. / Cedar Shoals HS
50	Terrell Paxton	OL	6-0	310	Sr.	Stone Mountain, Ga. / Tucker HS
51	Kelcy Allen	DL	6-2	280	Sr.	Smith Station, Ala. / Glenwood School
52	Jordan Love	OL	6-2	275	So.	Rockledge, Fla. / Rockledge HS
53	Charlie Cooper	P	5-11	185	Fr.	Tucker, Ga. / Tucker HS
54	Seth Adams	OL	6-3	250	So.	Dawsonville, Ga. / Univ. of the Cumberlands
55	Seaburn Hines	OL	6-2	305	So.	Helena, Ala. / Helena HS
56	Demetric Barnes	DL	6-4	235	Jr.	Stone Mountain, Ga. / Arabia Mountain HS
57	Tyler Scott	DL	6-1	310	Jr.	Jackson, Ga. / Jackson HS
58	Jahon Myers	DL	6-3	255	Jr.	Luella, Ga. / Luella HS
59	Cameron Donald	DL	6-1	250	Jr.	Pelzer, S.C. / Woodmont HS
60	Caleb Newell	OL	6-2	325	Fr.	Pelham, Ala. / Pelham HS

A-TO-Z ROSTER

No.	Name	Pos.
36	ADAMS, REMI	RB
54	ADAMS, SETH	OL
91	AGBENOU, JOSHUA	DL
92	ALLEN, CARLOS	DL
51	ALLEN, KELCY	DL
30	ASHLEY, QUA	RB
34	AVERY, JAMEEL	RB
23	BAH, SULAIMAN	DB
56	BARNES, DEMETRIC	DL
14	BARNUM, JALEN	LB
93	BARRON, JAYDEN	DL
96	BELL, TRAVIS	DL
35	BENEFIELD, MICHAEL	RB
26	BENYARD, GABRIEL	RB
41	GARLAND, BENYARD	LB
33	BERIS, MYLES	DB
83	BOHANNON, BLAKE	WR
15	BOHANNON, BRADEN	QB
33	BROWN, ROB	RB
9	BRYSON, DAVIS	QB
11	BURKS, JE'CORY	DB
64	BUTTS, TREY	OL
37	CLEMONS, YESIAH	RB
24	COMPTON, JEREMIAH	DB
53	COOPER, CHARLIE	P
1	COUSIN, IAAN	RB
77	CUMMINS, CONOR	K
2	DANIELS, PRESTON	RB
85	DARNELL, ROWAN	WR
44	DAVIS, DAMARION	LB
70	DAWSON, JAMES	OL
19	DIAZ, ADAM	QB
47	DIGGS, ALEXANDER	RB
59	DONALD, CAMERON	OL
73	FANGMAN, MICHAEL	OL
3	FARROW, NYKEEM	RB
80	FINER, CONNOR	TE
12	FOSTER, ISAAC	RB
31	GAMBLE, CHANCE	DB
67	GILLIAM, MATTHEW	OL
7	GONZALEZ, OSCAR	WR
76	HABECK, BRIAN	OL
38	HAND, DYLAN	DB
79	HANNON, DYLAN	DL
13	HARDY, DEANGELO	QB
16	HARRIS, RYAN	DB
5	HILL, XAVIER	WR
55	HINES, SEABURN	OL
90	HUIET, JOSH	P
68	JACKSON TRENTON	OL
42	JENKINS, MONTREL	LB
39	JENKINS, WILLIAM	LB
36	JOHNSON, DANARIUS	LB
48	JOHNSON, DONELIUS	LB
30	JONES, MILON	DB
65	KATINA, ZION	OL
86	KENT, CARSON	TE
22	KIRBY, ELIJAH	DB
46	LAY, JORDAN	RB
32	LEDET, MARQUIS	RB
29	LEIATAUA, ELI	RB
27	LODEN, CADE	DB
52	LOVE, JORDAN	OL
62	LOVE, TRISTAN	OL



NUMERICAL ROSTER

No.	Name	Pos.	Ht.	Wt.	Cl.	Hometown /Previous School
61	Darron Willis	OL	6-2	255	Jr.	Alpharetta, Ga. / St. Francis HS
62	Tristan Love	OL	6-2	300	Sr.	Rockledge, Fla. / Southeast Missouri
63	Braden Whittenburg	LS	6-1	195	So.	Folkston, Ga. / Charlton County HS
64	Trey Butts	OL	6-2	270	Fr.	Macon, Ga. / Mount De Sales Academy
65	Zion Katina	OL	6-2	285	Sr.	Franklin, Tenn. / Independence HS
66	Matt Olson	OL	6-3	285	Gr.	Cumming, Ga. / Forsyth Central HS
67	Matthew Gilliam	OL	6-2	250	So.	Fayetteville, Ga. / Fayette County HS
68	Trenton Jackson	OL	6-0	290	Jr.	Hattiesburg, Miss. / Oak Grove HS
69	Jacob Strom	OL	6-3	280	Fr.	Hazlehurst, Ga. / Jeff Davis HS
70	James Dawson	OL	6-1	295	Jr.	Opelika, Ala. / Opelika HS
71	Nathan Wright	OL	6-3	255	Fr.	Gardendale, Ala. / Gardendale HS
72	Hunter Pendergrass	OL	6-3	275	Fr.	Lafayette, Ga. / Lafayette HS
73	Mike Fangman	OL	6-1	270	So.	Naples, Fla. / Missouri State
74	Desmond Scott	DL	6-0	285	Gr.	Pinson, Ala. / Pinson Valley HS
75	Hall O'Neal	OL	6-2	255	Jr.	Atlanta, Ga. / Holy Innocents' Episcopal School
76	Brian Habeck	OL	6-3	235	Fr.	Jefferson, Ga. / Jefferson HS
77	Conor Cummins	K	6-1	175	So.	Marietta, Ga. / George Walton Comp. HS
78	Ronnie Thomas	LS	5-10	180	Fr.	Warner Robbins, Ga. / Houston County HS
79	Dylan Hannon	DL	6-2	290	Fr.	Alpharetta, Ga. / Alpharetta HS
80	Connor Finer	TE	6-2	215	So.	New Port Richey, Fla. / River Ridge HS
81	Zane McCracken	LS	6-2	200	Jr.	Calhoun, Ga. / Calhoun HS
82	Clayton Nelson	WR	6-0	190	Sr.	Buford, Ga. / Buford HS
83	Blake Bohannon	WR	6-1	200	So.	Woodstock, Ga. / Etowah HS
85	Rowan Darnell	WR	6-4	210	Fr.	Johns Creek, Ga. / Johns Creek HS
86	Carson Kent	TE	6-4	230	Fr.	Milton, Ga. / Cambridge HS
87	Carter Pinholster	WR	6-1	190	Jr.	Fort Payne, Ala. / Fort Payne HS
88	Nathan Robertson	K	5-10	160	Gr.	Columbus, Ga. / Northside HS
89	Acha Mbanwei	K	5-11	230	So.	Conyers, Ga. / Presbyterian
90	Josh Huiet	P	6-2	205	So.	Johns Creek, Ga. / Johns Creek HS
90	Ugonna Nwoha	DL	6-3	265	Fr.	Austell, Ga. / South Cobb HS
91	Joshua Agbenou	DL	6-3	255	Fr.	Gardendale, Ala. / Furman
92	Carlos Allen	DL	6-0	290	Jr.	Atlanta, Ga. / Frederick Douglass HS
93	Jayden Barron	DL	6-2	280	Sr.	Thomaston, Ga. / Upson-Lee HS
94	Kerick Reese	DL	6-2	210	Jr.	Stockbridge, Ga. / Stockbridge HS
95	Joel Parker	DL	6-0	250	Sr.	Birmingham, Ala. / Pinson Valley HS
96	Travis Bell	DL	6-1	305	Gr.	Montgomery, Ala. / Jefferson Davis HS
97	Adam Watkins	DL	6-0	285	So.	Dacula, Ga. / Dacula HS
98	RJ Taylor	DL	6-3	195	Fr.	Gulf Shores, Ala. / Gulf Shores HS
99	Charles Remy	LB	6-1	215	So.	Kennesaw, Ga. / Harrison HS

COACHING STAFF

THE COACHES

Brian Bohannon, Head Coach
 Grant Chesnut, Offensive Coordinator/Offensive Line Coach
 Danny Verpaele, Defensive Coordinator/Safeties Coach
 Ossie Buchannon, Wide Receivers Coach/Special Teams Coordinator
 Stewart Cook, Tight Ends and Tackles Coach
 Liam Klein, Recruiting Coordinator/Defensive Line Coach
 Darius Safford, Defensive Backs Coach
 Tim Glanton, Running Backs Coach
 Chandler Burks, Quarterbacks/B-backs Coach
 Greg Harris, Linebackers Coach
 Kynjee Cotton, Defensive Ends Coach
 Jake Lassiter, Offensive Graduate Assistant
 Hampton Hamner, Defensive Graduate Assistant

THE SUPPORT STAFF

Matt Griffin, Chief of Staff
 Jim Kirtsy, Director of Strength and Conditioning
 Dakota Rushing, Assistant Sports Performance Coach
 Johnny Rupp, Graduate Sports Performance Coach
 Keith Mize, Head Football Athletic Trainer
 Courtney Wisler, Assistant Athletic Trainer
 Lydia West, Director of Football Operations
 Trudy Cobb, Coordinator - Football Administration
 Reese Mathewson, Video Coordinator



A-TO-Z ROSTER

No.	Name	Pos.
17	MARSHALL, CHAVIS	WR
89	MBANWEI, ACHA	K
37	MCCOY, NEMO	LB
81	MCCRACKEN, ZANE	LS
23	MCGOWAN, KEMARI	RB
45	MINCEY, MIKE	LB
21	MONTGOMERY, MARKEITH	DB
25	MORRIS, DEONTRE	DB
4	MURPHY, JONATHAN	QB
58	MYERS, JAHON	DL
82	NELSON, CLAYTON	WR
60	NEWELL, CALEB	OL
90	MWOHA, UGONNA	DL
66	OLSON, MATT	OL
75	O'NEAL, HALL	OL
95	PARKER, JOEL	DL
50	PAXTON, TERRELL	OL
72	PENDERGRASS, HUNTER	OL
87	PINHOLSTER, CARTER	WR
6	REED, SHAMARI	DB
94	REESE, KERICK	DL
99	REMY, CHARLES	LB
88	ROBERTSON, NATHAN	K
18	SAWYER, NICK	QB
74	SCOTT, DESMOND	DL
57	SCOTT, TYLER	DL
8	SHEPHERD, XAVIER	QB
49	SILAS, JUAN	LB
0	SLEDGE, GENE	RB
69	STROM, JACOB	OL
98	TAYLOR, RJ	DL
78	THOMAS, RONNIE	LS
28	WALLACE, TYKEEM	RB
47	WARD, ANTONIO	LB
97	WATKINS, ADAM	DL
63	WHITTENBURG, BRADEN	LS
15	WILLIAMS, JAYVEN	DB
29	WILLIAMS, JOE	DB
61	WILLIS, DARRON	OL
43	WOODS, JERROD	LB
71	WRIGHT, NATHAN	OL

PRONUNCIATION GUIDE

Qua	Ashley	Quay
Sulaiman	Bah	Sool-uh-man B-ah
Demetric	Barnes	De-MEAT-trick
Gabriel	Beynard	Ben-YARD
Garland	Beynard	Ben-YARD
Iaan	Cousin	Eye-an
Connor	Finer	Fine-r
Brian	Habeck	Hah-beck
Joshua	Huiet	Hewitt
Milon	Jones	Mile-on
Zion	Katina	Zigh-on Ka-teen-a
Marquis	Ledet	Luh-Det
Cade	Loden	Cade Low-den
Acha	Mbanwei	Ah-cha Ban-wey
Chavis	Marshall	CHAY-vis
Jahon	Myers	Juh-hon
Xavier	Shepherd	Xzavier (Pronounce X)
Danny	Verpaele	Vur-PALÉ
Jayven	Williams	JAY-vin
Eli	Leiautaua	LAY-uh-tow-uh
Kynjee	Cotton	Kin-JAY
Joshua	Agbenou	Ag-Ben-OO
Ugonna	Nwoha	You-Gonna Woah-Ha
Jerrod	Woods	JUR-odd