



SOUTH CAROLINA

2021 GAMECOCK VOLLEYBALL

49TH SEASON || 5 ALL-AMERICANS || 24 ALL-REGION || 44 ALL-CONFERENCE || 5 SOUTH CAROLINA HALL OF FAME MEMBERS
9 NCAA TOURNAMENT APPEARANCES: 1984, 1995, 1997, 1998, 2000, 2001, 2002, 2018, 2019

TOURNAMENT OPPONENTS



Kennesaw State Owls (4-2)
Thursday, Sept. 9, 7:00 PM
KSU Convocation Center || Kennesaw, Ga.

ALL-TIME SERIES

South Carolina leads, 1-0

LAST MEETING

The Gamecocks won, 3-0, at home (9/22/19)

SERIES NOTE

The Gamecocks are 13-1 all-time against teams from the Atlantic Sun Conference. In the last meeting with the Owls, South Carolina enjoyed a .358 to .185 advantage in hitting percentage to sweep the match.



Santa Clara Broncos (1-4)
Friday, Sept. 10, 4:00 PM
KSU Convocation Center || Kennesaw, Ga.

ALL-TIME SERIES

The series is tied, 1-1

LAST MEETING

Santa Clara won, 3-2, at South Carolina (9/18/03)

SERIES NOTE


Assistant coach Shonda Wallace was a freshman the last time the two teams met, she had 10 kills in a five-set loss to the Broncos in a match where the Gamecocks came back from a 2-0 deficit to force a fifth set.

TABLE OF CONTENTS

- ✓ Quick Facts, Notes (pgs. 1-5)
- ✓ SEC Standings and Stats (pg. 6)
- ✓ The Last Time... (pg. 7)
- ✓ Match-by-Match Starters, Leaders (pg. 8)

- ✓ Season Stats, Match Highs (pgs. 9-11)
- ✓ Record Book (pgs. 12-19)
- ✓ Mendoza Bio (pg. 20)
- ✓ Player Capsules, TV Spot Chart (pgs. 21-27)

PREVIOUS MATCH STARTERS



ROSTER

#	NAME	HT.	POS.	YR.	EXP.	HOMETOWN (PREVIOUS SCHOOL)
1	Lauren McCutcheon	6-1	OH/LS	Fr.	HS	Simpsonville, S.C. / J.L. Mann Academy
2	Janna Schlageter	6-2	OH/LS	So.	1L	Norcross, Ga. / Norcross HS
3	Caitlin Crawford	5-4	DS/L	So.	1L	Oconowoc, Wis. / Oconowoc HS
4	Lauren Bowers	5-5	DS/L	Sr.	3L	Simpsonville, S.C. / Shannon Forest Christian HS
5	Kyla Manning	6-1	OH/LS	Gr.	1L	Stone Mountain, Ga. / Coastal Carolina
7	McKenzie Moorman	6-1	LS/OH	Jr.	2L	Daniel Island, S.C. / Fenwick HS (Ill.)
8	Mallory Dixon	5-9	Setter	Gr.	1L	Manitowoc, Wis. / Wisconsin
9	Ellie Ruprich	6-3	MB	So.	1L	Beverly Hills, Mich. / Birmingham Groves HS
10	Camilla Covas	5-6	DS/L	Jr.	2L	San Juan, Puerto Rico / Academia Maria Reina
11	Mikayla Robinson	6-2	MB	R-Sr.	4L	West Dundee, Ill. / Harvest Christian Academy
12	Holly Eastridge	6-3	RS/OPP	Jr.	2L	Avon, Ind. / Avon HS
14	Kiune Fletcher	6-1	OH/LS	So.	1L	El Dorado, Trinidad / St. Joseph's Convent
15	Claire Wilson	6-3	Setter	Fr.	HS	Nashville, Tenn. / Harpeth Hall
16	Oby Anadi	6-3	MB	Fr.	HS	Slidell, La. / Northshore
18	Emmy Rollins	6-1	OH/LS	Fr.	HS	Florence, S.C. / West Florence
20	Riley Whitesides	5-11	OH/LS	So.	1L	Greenville, S.C. / Mauldin HS
21	Morgan Carter	5-0	DS/L	Fr.	HS	Brentwood, Tenn. / Plano West (Texas)
22	Courtney Weber	6-1	Setter	R-Jr.	3L	Concord, N.C. / Cox Mill HS
23	Gabby Brown	6-1	RS/OPP	Jr.	3L	Summerfield, N.C. / Rockingham County HS

2021 SCHEDULE

DATE	OPPONENT	RESULT/TIME
AUG. 27	#18 WASHINGTON ST.	W, 3-2
AUG. 28	#23 RICE	W, 3-1
AUG. 28	#9 PITTSBURGH	L, 3-0
SEPT. 2	UCF	W, 3-0
SEPT. 3	CLEMSON	W, 3-0
SEPT. 3	UCF	W, 3-1
Sept. 9	Kennesaw St.	7:00 PM
Sept. 10	Santa Clara	4:00 PM
Sept. 16	Winthrop	7:00 PM
SEPT. 18	HIGH POINT	4:00 PM
SEPT. 22	GEORGIA*	8:00 PM
Sept. 26	Texas A&M*	2:00 PM
Sept. 30	Missouri*	7:30 PM
Oct. 1	Missouri*	8:00 PM
OCT. 8	TENNESSEE*	7:00 PM
OCT. 9	TENNESSEE*	5:00 PM
Oct. 13	Mississippi St.*	7:00 PM
OCT. 20	LSU*	8:00 PM
OCT. 23	ALABAMA*	3:00 PM
OCT. 24	ALABAMA*	12:00 PM
Oct. 29	Ole Miss*	7:00 PM
Oct. 30	Ole Miss*	7:00 PM
NOV. 4	KENTUCKY*	7:00 PM
NOV. 5	KENTUCKY*	7:00 PM
Nov. 10	Auburn*	9:00 PM
Nov. 20	Florida*	4:00 PM
Nov. 21	Florida*	2:00 PM
NOV. 26	ARKANSAS*	7:00 PM

All times Eastern (dates and times subject to change) || Home matches **BOLD** || * - SEC

COACHING/SUPPORT STAFF

Head Coach.....	Tom Mendoza
Alma Mater.....	Lewis, 2007
Overall Coaching Record (Years).....	104-51 (6)
Record at South Carolina (Years).....	57-33 (4)
Assistant Coach.....	Shonda Wallace
Alma Mater.....	South Carolina, 2006
Year at South Carolina.....	8th
Assistant Coach.....	Ethan Pheister
Alma Mater.....	Ball State, 2010
Year at South Carolina.....	4th
Head Athletic Trainer.....	Jenn Herod
Strength and Conditioning.....	Katelyn Woolfolk
Director of Operations.....	Megan Mendoza
Graduate Assistant.....	Zach Hendrickson

PRONUNCIATION GUIDE

OBY ANADI.....	Ah-bee Ah-nah-dee
Lauren BOWERS.....	Bah-wers
Camilla COVAS.....	Co-vahs
KIUNE Fletcher.....	Key-oon
Ethan PHEISTER.....	Feaster
Ellie RUPRICH.....	Roop-rick
JANNA SCHLAGETER.....	Jan-uh Sh-lag-a-ter
Courtney WEBER.....	Webber

QUICK FACTS

Location.....	Columbia, S.C.
Founded.....	1801
Enrollment.....	35,468
Colors.....	Garnet (PMS 202C) & Black
Nickname.....	Gamecocks
Affiliation.....	NCAA Division I
Conference.....	Southeastern (SEC)
President.....	Dr. Harris Pastides (Interim)
Athletics Director.....	Ray Tanner
Sport Administrator.....	Judy Van Horn
Home Court (Capacity).....	Carolina VB Center (1,475)
2020-21 Record.....	12-10
2020-21 Conference Finish.....	6th
Starters Returning/Lost.....	6+Libero / 0
Letterwinners Returning/Lost.....	14/3
Newcomers.....	5

MEDIA INFORMATION

Associate Director/VB Contact.....	Joe Kepler
Office Phone.....	(803) 777-5539
Email.....	keplerj@mailbox.sc.edu
Personal Phone.....	(716) 254-1711
Department Website.....	GamecocksOnline.com
Mailing Address.....	Rice Athletics Center 1304 Heyward Street, Columbia, S.C. 29208

ABBREVIATIONS

When abbreviating South Carolina for scoreboard or broadcast boxes, the preferred abbreviations are S. Carolina or SC. Please refrain from using USC or SCAR when referring to the University. Logos and wordmarks can be emailed upon request.

SOCIAL MEDIA



Twitter/Instagram.....@GamecockVolley
Facebook...../GamecockVolleyball

AVCA TOP-25 POLL (9/6)

RANK	SCHOOL (1ST PLACE VOTES)	RECORD	PREV.
1	Texas (55)	4-0	1
2	Wisconsin (9)	4-0	2
3	Nebraska	5-0	4
4T	Ohio State	5-0	6
4T	Pittsburgh	5-0	7
6	Purdue	4-0	8
7	Florida	4-1	5
8	Kentucky	5-1	3
9	Washington	3-1	11
10	Louisville	5-0	12
11	Oregon	5-0	13
12	BYU	5-0	13
13	Minnesota	1-3	10
14	Stanford	3-1	20
15	Western Kentucky	6-0	15
16	UCLA	4-0	18
17	Baylor	1-3	9
18	Penn State	5-1	17
19	Creighton	6-0	NR
20	Utah	5-0	19
21	Georgia Tech	4-1	16
22	Pepperdine	6-0	21
23	Tennessee	4-1	NR
24	South Carolina	5-1	24
25	San Diego	3-2	22

Receiving votes: Marquette 99, Rice 13, Colorado 6, UNLV 6, West Virginia 6, Northern Colorado 2.

2021 OPPONENTS IN BOLD

NOTEWORTHY

PALMETTO SHOWDOWN NOTABLES

- The opening match of the weekend vs. UCF was won behind the service line; South Carolina had five aces from five different players while committing just five errors on serve. UCF, on the other hand, recorded just one ace while committing 11 errors over the three sets.
- Morgan Carter's** 14 digs led the team's defensive efforts in the opener against the Knights. South Carolina held UCF to a .159 hitting percentage in the match.
- With the win over Clemson on Friday, South Carolina owns a six-game win streak in the series with the Tigers. The Gamecocks have not lost a home match in the series since 1994, a span of 10 matches.
- Lauren McCutcheon** almost doubled her season total for aces in the win over Clemson, recording four.
- Overall, South Carolina enjoyed a major advantage behind the service line against the Tigers. The team had six aces and eight errors, compared to two aces and 14 errors from Clemson.
- Freshman **Oby Anadi** made her debut for the team in set two versus Clemson and responded with a pair of kills and blocks.
- With eight more kills against Clemson on Sept. 3, **Mikayla Robinson** moved past Megan Laughlin (2007-10) for the fifth-most career kills in the rally-scoring era (with 1,033).
- The team capped the tournament with a four-set win in a rematch with UCF. **Kyla Manning** would be the hero of the night, totaling 16 kills and a career-high 16 digs in the win.
- Success in the serve game again would be crucial in the Friday night rematch; South Carolina had 10 total aces to just eight errors compared to five aces and 10 errors for UCF. **Mallory Dixon** led the way with three aces, a season high for the setter.
- Robinson finished the UCF rematch with four solo blocks, setting a rally-scoring-era record for the program for most solo blocks in a four-set match. She also added 10 kills on a .350 hitting percentage on offense.

SCOUTING THE WEEK THREE FIELD

It's the first road trip of the season for South Carolina, the team heads to Georgia for the Kennesaw State Classic from Sept. 9-10. The Gamecocks start the week against the host Owls, who are 4-2 and coming off a dominating performance against Alabama on Tuesday, sweeping the Crimson Tide in three sets at home. The team went 11-3 last season and returned all six starters and its libero from that campaign. Leading the offense currently is pin Lauren Chastang, who accounts for over 30 percent of the team's kill total with 97 through 25 sets and also recorded a school-record seven aces on Tuesday. On defense, the Owls are allowing just 10.77 kills per set to opponents and have found success in applying pressure behind the service line; KSU is enjoying a 55-21 advantage in aces through its first six matches. This is just the second meeting ever between the two sides, South Carolina swept the first meeting in 2019.

The week closes against Santa Clara, who went 5-13 in a COVID-marred 2020-21 campaign and is currently 1-4 so far this season. It may be a shootout when the Gamecocks and Broncos meet; three different hitters are averaging three or more kills per set for Santa Clara, led by Julia Sangiacomo's 3.81. The Bronco defense, though, has been slow on the jump to start the fall, unable to slow down the opposition. Currently, the team ranks 314th in the nation with an opponent hitting percentage of .276, 247th in digs per set and is 311th in blocks per set through five games.

GAMECOCKS REWARDED FOR SUCCESSFUL FIRST WEEK OF ACTION

Fresh off a weekend where it recorded the nation's only two wins over top-25 opponents by an unranked team, South Carolina volleyball joined the national polls on Aug. 30. The Gamecocks came in at No. 24 in the American Volleyball Coaches Association (AVCA) ranks, the first time the team made the top-25 since 2002. South Carolina last came in ranked in the national top-25 on Dec. 2, 2002, earning the No. 24 spot in a season where it finished with a 23-7 record and made the second round of the NCAA tournament. The team did earn a spot in the AVCA's top-15 poll in November of last season, but the poll accounted for only the four conferences competing that fall.

Individually, Mikayla Robinson and Lauren McCutcheon were recognized by the SEC for the contributions through the weekend. Robinson earned the conference's Offensive Player and overall Player of the Week honors, and McCutcheon was tapped as Freshman of the Week.

Robinson hit .410 with 34 kills over 12 sets and added 14 blocks. In the season opener vs. No. 18 Washington State, Robinson hit .500 with 16 kills along with eight total blocks (two solo) and the Gamecocks came back against the Cougars and won in five sets. Saturday morning, she hit .348 with five more blocks and 12 kills as the team secured its second top-25 win in a 16-hour span by beating No. 23 Rice. The team's only setback on the weekend came to No. 9 Pittsburgh, but Robinson still was efficient, hitting .357 with six kills in the three sets vs. the Panthers.

McCutcheon started all three matches and stuffed the box score all weekend, ending with 29 kills, 23 digs, four aces and eight blocks over 12 sets. In her college debut, she hit .438 with seven kills, 12 digs and two blocks against Washington State. Her best performance of the tournament came against Rice,

NOTEWORTHY

when she led the team with 15 kills without a single attack error, hitting .517 with seven digs, three blocks and two key aces in a four-set win over the Owls. Facing an imposing block in the tournament final against Pitt, McCutcheon still recorded seven more kills, four digs and three blocks in three sets against the Panthers.

ROBINSON COLLECTS TWO MILESTONES IN WEEK ONE

Along with earning the seventh weekly SEC award of her career, **Mikayla Robinson** also collected two major career milestones over the course of the weekend at the Carolina Classic. Against Washington State, she broke the program record for career blocks in the rally-scoring era (now with 436), surpassing Darian Dozier (2012-15). Against Rice, she also recorded her 1,000th career kill, making her the 16th member of the program to reach the milestone. She is one of just four Gamecocks in the program's 49-season history to have both 1,000 kills and 400 blocks in a career, the last coming in 1997 by future South Carolina hall of fame middle Heather Larkin.

GAMECOCKS WELCOME FIVE FRESHMEN TO COLUMBIA

Despite bringing back 14 letterwinners from last season, South Carolina's 2021 freshmen class is still talented enough to see four of the five newcomers see playing time through the first two weekends of the fall.

Oby Anadi is a 6-3 middle blocker from Slidell, La. - the first recruit from Louisiana in the program's modern era. She was a four-year varsity letter winner and made her all-district team twice. As a senior, she led her high school to the quarterfinals of the state tournament and totaled 357 kills, 120 blocks and 39 service aces.

Morgan Carter is a defensive specialist who played her senior year of high school at Plano West in Texas and with Madfrog Volleyball Club. Before the move to Texas, she was a four year varsity letter winner and earned two state championships while attending high school in Tennessee.

Lauren McCutcheon comes to the program from the upstate, starring at J.L. Mann Academy in Greenville. The daughter of two former Gamecock student-athletes, McCutcheon already owns an impressive volleyball resume, making the all-state and AVCA all-region teams five times and earning Gatorade Player of the Year honors for South Carolina. Outside of high school volleyball, McCutcheon represented the United States as a member of the Deaf Volleyball National Team, winning gold at the 2019 Pan American Deaf Games.

Emmy Rollins is another in-state star coming to Columbia, joining the team from West Florence High School. She made the all-state team twice and AVCA all-region team four times, also making the 2020 Under Armour Honorable Mention All-America team.

A native of Nashville, Tenn., **Claire Wilson** gives the team an imposing presence it has not had in many years, bring a 6-3 frame to the setter position. In her four seasons playing varsity, making the all-region team for each of her first three seasons and earning her region's Most Valuable Player award as a senior.

TRACKING THE NON-CONFERENCE FIELD

South Carolina put together a challenging schedule of non-conference opponents to start off the 2021 season, with a group that features five teams that made the 2020-21 NCAA tournament and two others that were featured in the 2019 tournament. Here are how the past and future Gamecock opponents are faring so far this fall...

OPPONENT	AVCA RANKING	RECORD	RPI
Washington State	-	0-4	-
Rice	RV	1-3	-
Pittsburgh	4th	5-0	-
UCF	-	2-4	-
Clemson	-	2-2	-
Kennesaw State	-	3-2	-
Santa Clara	-	1-4	-

Winthrop	-	3-3	-
High Point	-	5-2	-

FASTEST TO 50

Head coach **Tom Mendoza** earned his 50th win at South Carolina on Feb. 27 against No. 25 Missouri. He is the fastest Gamecock coach to reach 50 wins (based on the available records), including a faster start than the two winningest coaches in program history - Kim Williams (226 wins) and Bonnie Kenny (171). Mendoza won No. 50 in his 78th game with the team, compared to 82 for Kenny and 86 for Williams. The quick success stems from the team's quick turnaround in SEC play; South Carolina has double-digit conference wins in each of Mendoza's three seasons, the only other time that has happened in Gamecock history was from 2000-02 in Coach Williams' eighth, ninth and tenth seasons in Columbia.

Mendoza reached another milestone at the start of year four at South Carolina, winning his 100th career match as a head coach thanks to the upset of No. 18 Washington State on Aug. 27. He has a 54-33 mark with the Gamecocks and previously went 47-18 in two seasons at High Point.

2020-21 SEASON NOTABLES

- Despite losing five of its seven starters from 2019, the Gamecocks picked up right where they left off and went 12-10 playing a SEC-only schedule due to the ongoing COVID-19 pandemic.
- In the postseason, **Mikayla Robinson** made the 18-woman All-SEC team and **Riley Whitesides** made the seven-woman All-Freshman team. Robinson is the eighth Gamecock in program history to be a three-time all-conference honoree. Whitesides was a strong contender for SEC Freshman of the Year, but still is just the seventh member of the program to make the team - the most recent being Robinson in 2017.
- Whitesides finished second on the team with 261 kills while playing in every set over the 22 conference matches. She earned SEC Freshman of the Week honors three times. Her 261 kills in SEC play is the most by a Gamecock freshman in a single conference season during the modern scoring era. She also led the team in serve receptions and finished third in digs and total blocks.
- On Nov. 12, South Carolina upset No. 4 Florida, snapping a 23-game losing streak to the Gators.
- Robinson became the seventh woman in program history to reach 400 career blocks on Feb. 27 vs. Missouri.
- Freshmen **Ellie Ruprich** played like a seasoned veteran in her first year. Despite playing a SEC-only schedule, Ruprich's team-leading 84 blocks ranks third on South Carolina's single-season conference-only record book and is the fourth-highest total by a Gamecock freshman in the rally-scoring era.
- Camilla Covas** showed perhaps the most growth of any sophomore on the roster, anchoring the back line of the defense as the team's libero in 14 matches. She led the team with 232 digs, reaching double-digit digs in 12 of her 14 starts as the team's libero, with two 20+ dig performances. Covas also led the team with 27 service aces (0.36 per set), with four games with three or more aces.
- Coming in as a graduate transfer after a successful career at Coastal Carolina, **Kyla Manning** showed she can handle the pressure of SEC play with a debut season in Columbia. She led the offense with 273 kills - the third-highest total in SEC play in the modern scoring era - while also totaling 188 digs with just five reception errors on 343 chances in serve reception.
- Along with Manning, fellow grad transfer **Mallory Dixon** gave the team a big shot in the arm during her first year as a Gamecock. She was one of three members of the team to play in all 84 sets for the season, dishing out 634 assists while finishing second on the team with 26 service aces, highlighted by a streak of 12 games with at least one ace (1/30 to 3/19).

STATUS QUO IN THE CLASSROOM

While the 2020-21 schedule was far from normal on the court, the Gamecocks were business as usual when it came to academics. The group

NOTEWORTHY

finished the semester with a combined 3.55 GPA in the fall and 3.44 GPA in the spring. South Carolina is going on 12 consecutive seasons on the AV-CA's Team Academic Award list and have put double-digit student-athletes on the SEC's Fall Academic Honor Roll for six years in a row. This all comes on top of an ambitious course load that spans the world-renowned business school and sports science fields and into engineering and education.

PLAYER	ACADEMIC YEAR	MAJOR
Oby Anadi	Freshman	Public Relations
Lauren Bowers	Senior	Public Health
Gabby Brown	Junior	Biological Sciences
Morgan Carter	Freshman	Exercise Science
Camilla Covas	Junior	Management
Caitlin Crawford	Sophomore	Exercise Science
Mallory Dixon	Graduate Student	Exercise Science
Holly Eastridge	Junior	Exercise Science
Kiune Fletcher	Sophomore	Civil Engineering
Kyla Manning	Graduate Student	Biomedical Sciences
Lauren McCutcheon	Freshman	Exercise Science
McKenzie Moorman	Junior	Marketing
Mikayla Robinson	Senior	Interdisciplinary Studies
Emmy Rollins	Freshman	Psychology
Ellie Ruprich	Sophomore	Management
Janna Schlageter	Sophomore	Mathematics
Courtney Weber	Senior	Chemistry
Riley Whitesides	Sophomore	Elementary Education
Claire Wilson	Freshman	Pre-Business

MCCUTCHEON CONTINUES FAMILY LEGACY IN THE GAR-NET AND BLACK

Freshman **Lauren McCutcheon** will be the next generation of Gamecock from her family as she begins her first season at South Carolina. The Simpsonville, S.C. native is the daughter of Jason Pomar and Kendra Stout; Jason played baseball and football at South Carolina, while Kendra played softball at Carolina. Her mother ranks fourth in program history for games played (259) and led the Gamecocks to the SEC championship and Women's College World Series in 1997. Her father pitched for the Gamecocks, making 87 appearances over four seasons – tied for sixth in program history – and played for the football team during the 1996 season. Lauren brings an equally impressive resume to the team, having won the 2020-21 Gatorade South Carolina Volleyball Player of the Year award while playing high school ball at J.L. Mann Academy.

MILESTONE TRACKER: RALLY-SCORING CAREER RECORDS

PLAYER	MILESTONE	CURRENT	NEEDED
Dixon	1000 Assists at South Carolina	768	232
	9th in career assists	768	271
Robinson	4th in career kills	1,043	90
	Career blocks assists record	360	20
	8th in career attacks	2,159	73
	4th in career points	1,313.0	32

MILESTONE TRACKER: OVERALL CAREER RECORDS

PLAYER	MILESTONE	CURRENT	NEEDED
Robinson	4th for career solo blocks	90	20
	3rd for career block assists	360	20
	3rd for career total blocks	450	25

SERVING UP A CHALLENGE

With so much of the game decided behind the service line, the Gamecocks will turn to a productive trio to keep the pressure on the opposition this fall. Last season, South Carolina had three individuals record 20 or more aces over the course of the team's 22 matches. **Camilla Covas** led the way with 27 in 74 sets, followed closely by **Mallory Dixon** (26 in 84 sets) and **Kyla Manning** (24 in 84 sets). They combined for 71 percent of the team's ace total last season; the last time the Gamecocks had three or more individuals averaging 0.25 aces per set or more in a single season was in 2005.

SERVICE (RECEPTION) WITH A SMILE

Despite a lineup that featured four new starters and a new libero, South Carolina still saw some promising numbers in the serve reception game in the 2020-21 season. As a team, the Gamecocks allowed 1.24 aces per

set to their opponents in 2020-21, compared to 1.51 in 2019 and 1.34 in 2018. The team returns its top four passers from last season, a group that accounted for over 90 percent of the team's total serve receptions. Highlighting the quartet is **Kyla Manning**, who was aces just five times total in 343 chances in 84 sets played.

So far this season, the Gamecock passers have allowed 24 aces to opponents through 22 sets played. Manning, Whitesides and freshman Morgan Carter have ten errors combined in 261 receptions. The serve game has been crucial and a major point of emphasis in coach **Tom Mendoza's** three seasons as head coach; the Gamecocks are 43-7 when matching or surpassing the opposition in aces.

WILLIAMS JOINS 2021 HALL OF FAME CLASS

On Aug. 20, it was announced that ten new members have been elected to the University of South Carolina Athletics Hall of Fame, including former volleyball head coach **Kim Williams**. Williams coached from 1993-2004 and helped put the program back on the map. She took her teams to the NCAA Tournament on six occasions while winning a school-record 236 matches. She posted a .630 winning percentage and recorded eight 20-win seasons. Highlighting her win total is a program-record 104 wins against SEC opponents; for comparison, the program overall has 218 wins in SEC play since joining the conference back in 1991. She was named the SEC Coach of the Year in 1997 and mentored 16 All-SEC team members, many of them collecting multiple honors.

Since the University of South Carolina Athletics Hall of Fame was created in 1967, 197 members have been selected by the University of South Carolina Association of Lettermen. Williams and the nine other individuals will be inducted into the Hall of Fame on Thursday, October 14.

The volleyball program already has four former players enshrined in the hall of fame – all four (Ashley Edlund, Heather Larkin, Cally Plummer and Shonda Cole) played for Williams during their time in Columbia.

SOPHOMORE CLASS READY FOR NEXT STEP IN 2021

Despite a debut season filled with personal and global adversity, the 2020 freshmen class proved to be a key group in the team's success all season long. **Riley Whitesides** and **Ellie Ruprich** started in the season opener and were mainstays in the lineup all year; Whitesides finished second on the team with 261 kills while playing in every single set over the 22 conference matches, earning SEC Freshman of the Week honors three times over the course of the season. Her 261 kills in SEC play is the most by a Gamecock freshman in a single conference season during the modern scoring era. She also led the team in serve receptions and finished third in digs and total blocks. Ruprich dominated at the net, leading the team with 84 blocks. That ranks third on South Carolina's single-season conference-only record book and is the fourth-highest total by a Gamecock freshman in the rally-scoring era.

Not to be overshadowed, **Caitlin Crawford** and **Kiune Fletcher** saw their roles evolve as the season went on. Crawford came in as a serving specialist and ended with six aces and 30 digs while playing in 19 of the team's 22 matches. Fletcher joined the team late after finding difficulty traveling from her home country of Trinidad and Tobago during the COVID-19 pandemic. After playing in just eight sets in the fall, she ended up seeing the court in nine spring matches.

MENDOZA'S TRENDING TOPICS

In Head Coach Tom Mendoza's tenure with the team...

- Home is where the heart is. The Gamecocks are 34-10 at the Carolina VB Center in Mendoza's three-plus seasons. The team had lost five or more home matches for nine consecutive seasons before 2018.
- September has been the team's best month, combining for a 20-3 mark. The highlight came in 2018 with a perfect 9-0 record in September, the first Gamecock squad since 1983 to do so.
- South Carolina steps up big on Sundays, with a combined 16-5 record on that day of the week.

NOTEWORTHY

- Start fast! The Gamecocks are 48-5 when winning the first set.
- In five-set matches, the team holds an 15-6 record. In the three years prior, the Gamecocks were just 7-8 in five-setters.
- The offense has out-hit opponents 56 times and have lost just three-times when recording a higher hitting percentage.
- Aces have been a key to victory; under Mendoza the Gamecocks are 43-7 when matching or surpassing opponents in aces.
- Finding success away from home is trending up. Under Mendoza, the Gamecocks are 23-21 in road or neutral matches. In the five seasons prior to that, they were 30-46 (.395). In 2019 the team's combined record away from home was 10-9, the first time being over .500 away from home in back-to-back seasons since 2001-02.

ALL TIME RECORDS

- South Carolina holds an 854-661 (.563) all-time record, dating back to 1973. The team's 800th win came on Aug. 25, 2018 against Clemson.
- The Gamecocks joined the SEC for volleyball in 1991, and have an all-time conference record of 216-285 (.432). The 200th SEC win came on Nov. 8, 2019 at Mississippi State.
- In matches in the Carolina Volleyball Center, Carolina is 224-121 (.649) overall and 116-103 (.530) in SEC matches. The CVC's 200th win came on Nov. 16, 2018 against Ole Miss.
- **Tom Mendoza** became the program's 13th head coach on Jan. 3, 2018. This is his fifth season overall as a head coach, with a career record of 104-51 and a record of 57-33 at South Carolina. He has led his respective teams to the NCAA tournament in four of his five total years as a head coach.

SOUTHEASTERN CONFERENCE STANDINGS

	Conference				Overall					
	W-L	Pct.	Home	Away	W-L	Pct.	Home	Away	Neutral	Str
Ole Miss	0-0	.000	0-0	0-0	5-0	1.000	3-0	1-0	1-0	W5
Auburn	0-0	.000	0-0	0-0	4-0	1.000	4-0	0-0	0-0	W4
Alabama	0-0	.000	0-0	0-0	5-1	.833	2-1	1-0	2-0	W2
Arkansas	0-0	.000	0-0	0-0	5-1	.833	2-1	1-0	2-0	W3
Kentucky	0-0	.000	0-0	0-0	5-1	.833	2-1	1-0	2-0	W1
Mississippi State	0-0	.000	0-0	0-0	5-1	.833	3-0	0-1	2-0	W1
South Carolina	0-0	.000	0-0	0-0	5-1	.833	5-1	0-0	0-0	W3
Florida	0-0	.000	0-0	0-0	4-1	.800	1-0	1-1	2-0	W1
Tennessee	0-0	.000	0-0	0-0	4-1	.800	4-1	0-0	0-0	L1
Texas A&M	0-0	.000	0-0	0-0	3-2	.600	1-0	1-1	1-1	W2
Georgia	0-0	.000	0-0	0-0	3-3	.500	2-1	0-1	1-1	L2
LSU	0-0	.000	0-0	0-0	2-3	.400	1-1	0-1	1-1	L1
Missouri	0-0	.000	0-0	0-0	2-4	.333	0-3	0-1	2-0	W2

2021 RECORD BREAKDOWN

Overall.....	5-1	Losing set two.....	2-1	More assists than opposition.....	4-0
Conference.....	0-0	Winning set three.....	4-0	Fewer assists than opposition.....	0-1
vs. Ranked Teams.....	2-1	Losing set three.....	1-1	Assists equal.....	1-0
Home.....	5-1	Winning set four.....	3-0	More aces than opposition.....	4-0
Away.....	0-0	Losing set four.....	0-0	Fewer aces than opposition.....	1-1
Neutral.....	0-0	Three-set matches.....	2-1	Aces equal.....	0-0
August.....	2-1	Four-set matches.....	2-0	More service errors than opposition.....	1-0
September.....	3-0	Five-set matches.....	1-0	Fewer service errors than opposition.....	4-0
October.....	0-0	More kills than opposition.....	4-0	Service errors equal.....	0-1
November.....	0-0	Fewer kills than opposition.....	0-1	More digs than opposition.....	4-0
Sundays.....	0-0	Kills equal.....	1-0	Fewer digs than opposition.....	1-1
Mondays.....	0-0	More hitting errors than opposition.....	2-1	Digs equal.....	0-0
Tuesdays.....	0-0	Fewer hitting errors than opposition.....	3-0	More total blocks than opposition.....	4-0
Wednesdays.....	0-0	Hitting errors equal.....	0-0	Fewer total blocks than opposition.....	0-1
Thursdays.....	1-0	More attacks than opposition.....	2-0	Total blocks equal.....	1-0
Fridays.....	3-0	Fewer attacks than opposition.....	3-1	Wearing Garnet.....	0-0
Saturdays.....	1-1	Attacks equal.....	0-0	Wearing Black.....	1-0
Winning set one.....	4-0	Higher hitting percentage than opposition.....	4-0	Wearing White.....	4-1
Losing set one.....	1-1	Lower hitting percentage than opposition.....	1-1		
Winning set two.....	3-0	Hitting equal.....	0-0		

SEC/NCAA STATISTICAL RANKINGS

NCAA Team Rankings (As of 9/7)			NCAA Top-100 Individual Rankings (As of 9/7)				NCAA Top-100 Individual Rankings			
Category	Figure	Rank	Stat	Athlete	Figure	Rank	Total Stats (As of 9/7)			
Hit Percentage	.252	69th	Kills/Set	-	-	-	Stat	Athlete	Figure	Rank
Opponent Hit Pct.	.207	182nd	Hit Pct.	Mikayla Robinson	.433	33rd	Total Attacks	-	-	-
Assists/Set	12.09	81st	Assists/Set	-	-	-	Total Kills	Kyla Manning	78	81st
Kills/Set	13.00	98th	Blocks/Set	Mikayla Robinson	1.27	81st	Total Assists	-	-	-
Blocks/Set	2.45	55th	Aces/Set	Lauren McCutcheon	0.50	85th	Total Blocks	Mikayla Robinson	28	38th
Service Aces/Set	1.41	176th	Digs/Set	-	-	-	Total Aces	Lauren McCutcheon	11	41st
Digs/Set	12.50	267th	Points/Set	-	-	-	Total Points	-	-	-

SEC Team Rankings			SEC Individual Top-10 Rankings			
Category	Figure	Rank	Stat	Athlete	Figure	Rank
Hit Percentage	.252	9th	Kills/Set	Kyla Manning	3.55	9th
Opponent Hit Pct.	.207	10th	Hit Pct.	Mikayla Robinson	.433	7th
Assists/Set	12.09	7th	Assists/Set	-	-	-
Kills/Set	13.00	10th	Blocks/Set	Mikayla Robinson	1.27	7th
Blocks/Set	2.45	7th	Aces/Set	Lauren McCutcheon	0.50	4th
Service Aces/Set	1.41	7th	Digs/Set	Morgan Carter	3.68	8th
Digs/Set	12.50	12th	Points/Set	-	-	-

THE LAST TIME THE TEAM...

Lost the first game in a win
 Lost the first 2 games in a win
 Was down 2-1 in a win
 Won the first game in a loss
 Won the first two games in a loss
 Was up 2-1 in a loss
 Beat a ranked opponent
 Beat a top-10 opponent

Highest-Ranked Opponent Defeated
 Started a season 10-0
 Longest Win Streak
 Longest SEC Win Streak
 Consecutive Sweep Streak
 Consecutive SEC Sweep Streak
 Longest Win Streak - True Road
 Longest Win Streak - Home
 Ranked in the top-25
 Highest top-25 ranking
 Opponent with < 40 points in a match*
 Opponent with < 10 points in a set*
 Opponent with < 15 points in a set*

KILLS/ATTACKS

75 or more kills
 85 or more kills
 95 or more kills
 200 or more attacks
 225 or more attacks
 Opponent had less than 20 kills

Aug. 27, 2021 (Washington St.)
 Aug. 27, 2021 (Washington St.)
 Aug. 27, 2021 (Washington St.)
 Feb. 11, 2021 (Texas A&M, 3-1)
 Sept. 7, 2013 (Winthrop)
 Oct. 22, 2017 (Alabama)
 Aug. 28, 2021 (#23 Rice)
 Nov. 12, 2020 (#4 Florida, 3-2)
 Previous: Dec. 6, 2019 (#10 Colorado State, 3-2)
 #4 Florida (Nov. 12, 2020)
 2016 (12-0)
 Oct. 15 - Nov. 18, 1983 (14)
 Sept. 20 - Oct. 25, 2002 (10)
 Sept. 17 - Sept. 30, 1983 (9)
 Oct. 25 - Nov. 15, 2019 (5)
 Oct. 15, 1983 - Sept. 22, 1984 (9)
 Oct. 14, 2001 - Oct. 24, 2002 (17)
 Sept. 6, 2021
 17th (Oct. 1, 2001)
 Sept. 17, 2016 (Gardner-Webb, 38)
 Sept. 9, 2016 (Buffalo, 7)
 Sept. 3, 2021 (Clemson, 12)

DIGS

80+ digs
 90+ digs
 100+ digs

Nov. 11, 2007 (Tennessee, 82)
 Nov. 2, 2007 (Arkansas, 85)
 Nov. 7, 1986 (North Carolina State, 99)
 Nov. 13, 2010 (Mississippi St., 220)
 Nov. 11, 2007 (Tennessee, 241)
 Aug. 30, 2013 (S.C. State, 16)

15+ blocks
 20+ blocks
 Outblocked and won
 Outblocked opponent and lost

10+ aces
 15+ aces
 20+ aces

BLOCKS

Nov. 24, 2019 (Auburn, 16.0)
 Sept. 8, 2006 (St. John's, 20.0)
 Feb. 5, 2021 (Mississippi State, 12.0-5.0)
 Oct. 18, 2020 (Georgia, 14.0-7.0)

SERVICE ACES

Sept. 3, 2021 (UCF, 10)
 Sept. 18, 2003 (Santa Clara, 15)
 Sept. 6, 1991 (Jacksonville, 22)

HITTING PERCENTAGE

Hit over .300 10 times in a season
 Hit over .300
 Hit over .400
 Hit over .500
 Opponent hit over .300
 Opponent hit over .350
 Opponent hit over .450
 Opponent hit less than .100
 Hit less than .100
 Hit less than .200
 Hit less than .200 and won
 Hit less than .150 and won
 Outthit the opponent and lost
 Was outthit and won
 Opponent w/ negative total hitting %
 2019 (10 times)
 Sept. 3, 2021 (Clemson, .333)
 Feb. 4, 2021 (Mississippi State, .400)
 Nov. 23, 2008 (Miss. State, .536)
 Oct. 18, 2020 (Georgia, .323)
 Nov. 17, 2019 (Missouri, .418)
 Nov. 26, 2014 (Florida, .450)
 Oct. 28, 2020 (Auburn, .010)
 Dec. 7, 2019 (Washington, .084)
 Feb. 26, 2021 (Missouri, .158)
 Oct. 29, 2020 (Auburn, .168)
 Nov. 7, 2004 (Arkansas, .138)
 Feb. 10, 2021 (Texas A&M)
 August 28, 2021 (Rice)
 Sept. 21, 2013 (Presbyterian, -.011)

ASSISTS

Nov. 2, 2007 (Arkansas, 80)
 Nov. 7, 1986 (North Carolina St., 95)

* In a standard 25-point game, best-of-five match

THE LAST TIME A GAMECOCK HAD...

KILLS

Five players with 10+ kills
 Three players with 15+ kills

Two players with 20+ kills
 No player w/ 10+ kills
 20 or more kills
 25 or more kills
 30 or more kills
 20+ kills and 20+ digs
 Had a triple-double
 Three players with a double-double
 Four players with a double-double

Nov. 30, 2018 (vs. Colorado)
 Previous: Aug. 24, 2012 (vs. East Tennessee State)
 Nov. 18, 2018 (at LSU)
 Previous: Sept. 5, 2008 (at Rhode Island)
 Oct. 18, 2015 (at Tennessee)
 Sept. 3, 2021 (Clemson)
 Jan. 30, 2021 (Kyla Manning, 20 at Alabama)
 Nov. 8, 2017 (Mikayla Shields, 29 vs. Missouri)
 Sept. 6, 2013 (Juliette Thévenin, 30 at Clemson)
 Sept. 6, 2014 (Taylr McNeil, 22 kills, 23 digs vs. Furman)
 Sept. 16, 2005 (Iris Santos, 12K, 57A, 13D vs. Houston)
 Oct. 29, 2020 (vs. Auburn)
 Oct. 13, 2019 (at Arkansas)
 Previous: Sept. 10, 2011 (vs. College of Charleston)

ATTACKS

50 or more attempts
 60 or more attempts
 70 or more attempts

March 19, 2021 (Kyla Manning, 51 at Arkansas)
 Nov. 18, 2018 (Mikayla Shields, 61 at LSU)
 Previous: Oct. 4, 2013 (Juliette Thévenin, 61 vs. Arkansas)
 Sept. 6, 2013 (Juliette Thévenin, 73 at Clemson)

DIGS

Five players with 10+ digs
 Three players with 15+ digs
 Two players with 20+ digs
 20 or more digs
 25 or more digs
 30 or more digs

Nov. 18, 2018 (at LSU)
 Sept. 1, 2017 (vs. UNCW)
 Nov. 9, 2018 (at Texas A&M)
 Nov. 6, 2020 (Camilla Covas, 20 at Tennessee)
 Aug. 30, 2019 (Mikayla Shields, 25 vs. Cincinnati)
 Oct. 13, 2019 (Addie Bryant, 35 at Arkansas)
 Previous: Nov. 23, 2014 (M. Christiaansen, 33 at Georgia)

10 or more total blocks
 15 or more total blocks
 3+ solo blocks
 5+ solo blocks

Two players with 10+ blocks

3 or more aces
 5 or more aces
 6+ aces
 7+ aces

BLOCKS

Oct. 18, 2020 (Ellie Ruprich, 10 at Georgia)
 Sept. 6, 1991 (Libby Ralston, 16 vs. Jacksonville)
 Sept. 3, 2021 (Mikayla Robinson, 4 vs. UCF)
 Nov. 22, 2018 (Mikayla Robinson, 5 at Georgia)
 Previous: Sept. 11, 2010 (Teresa Stenlund, 5 vs. Lipscomb)
 Oct. 13, 2019 (Robinson 13/Shields 10 at Arkansas)

ACES

Sept. 3, 2021 (Mallory Dixon, 3 vs. UCF)
 Feb. 10, 2021 (Mallory Dixon, 5 vs. Texas A&M)
 Nov. 16, 2018 (Aubrey Ezell, 6 vs. Ole Miss)
 Aug. 31, 2018 (Aubrey Ezell, 7 vs. Rice)
 Previous: Sept. 7, 2002 (Megan Hosp, 8 vs. Creighton)

HITTING PERCENTAGE (Min. 10 Kills)

.400 hitting percentage
 .500 hitting percentage
 .600 hitting percentage
 .700 hitting percentage
 .800 hitting percentage
 Aug. 27, 2021 (Mikayla Robinson, .500 vs. Washington St.)
 Aug. 28, 2021 (Lauren McCutcheon, .517 vs. Rice)
 Nov. 1, 2019 (Mikayla Shields, .640 vs. LSU)
 March 6, 2021 (Riley Whitesides, .700 vs. Ole Miss)
 Aug. 25, 2017 (Mikayla Robinson, .846 vs. Mercer)
 Previous: Sept. 17, 1983 (Lori Rowe, .870 vs. Appalachian St.)

ASSISTS

Aug. 31, 2019 (Courtney Koehler, 55 vs. Cleveland St.)
 Nov. 30, 2018 (Courtney Koehler, 60 vs. Colorado)
 Sept. 24, 2000 (Megan Hosp, 72 vs. Arkansas)
 Nov. 12, 1988 (Tammy Correll, 84 vs. George Washington)
 Aug. 27, 2021 (Dixon 32/Wilson 28 vs. Washington St.)

Box scores are only available from 1993 to the present. Limited historical records prior to 1993 were used to aid in the composition of team match records as well.

2021 MATCH-BY-MATCH STARTERS

DATE	OPPONENT	W/L	MB	MB/DS	LS/OH	LS/OH	RS/OPP	SETTER	LIBERO
8/27	#18 Washington St.	W	Robinson	Ruprich	Whitesides	Manning	McCutcheon	Dixon	Carter
8/28	#23 Rice	W	Robinson	Ruprich	Whitesides	Manning	McCutcheon	Dixon	Carter
8/28	#9 Pittsburgh	L	Robinson	Ruprich	Whitesides	Manning	McCutcheon	Dixon	Carter
9/2	UCF	W	Robinson	Ruprich	Whitesides	Manning	McCutcheon	Dixon	Carter
9/3	Clemson	W	Robinson	Ruprich	Whitesides	Manning	McCutcheon	Dixon	Carter
9/3	UCF	W	Robinson	Ruprich	Whitesides	Manning	McCutcheon	Dixon	Carter
9/9	Kennesaw St.	-	-	-	-	-	-	-	-
9/10	Santa Clara	-	-	-	-	-	-	-	-
9/16	Winthrop	-	-	-	-	-	-	-	-
9/18	High Point	-	-	-	-	-	-	-	-
9/22	Georgia	-	-	-	-	-	-	-	-
9/26	Texas A&M	-	-	-	-	-	-	-	-
9/30	Missouri	-	-	-	-	-	-	-	-
10/1	Missouri	-	-	-	-	-	-	-	-
10/8	Tennessee	-	-	-	-	-	-	-	-
10/9	Tennessee	-	-	-	-	-	-	-	-
10/13	Mississippi St.	-	-	-	-	-	-	-	-
10/20	LSU	-	-	-	-	-	-	-	-
10/23	Alabama	-	-	-	-	-	-	-	-
10/24	Alabama	-	-	-	-	-	-	-	-
10/29	Ole Miss	-	-	-	-	-	-	-	-
10/30	Ole Miss	-	-	-	-	-	-	-	-
11/4	Kentucky	-	-	-	-	-	-	-	-
11/5	Kentucky	-	-	-	-	-	-	-	-
11/10	Auburn	-	-	-	-	-	-	-	-
11/20	Florida	-	-	-	-	-	-	-	-
11/21	Florida	-	-	-	-	-	-	-	-
11/26	Arkansas	-	-	-	-	-	-	-	-

2021 MATCH-BY-MATCH INDIVIDUAL LEADERS

DATE	OPPONENT	W/L	HIGH KILLS	HIGH ASSISTS	HIGH ACES	HIGH DIGS	HIGH BLOCKS
8/27	#18 Washington St.	W	Manning (18)	Dixon (32)	Whitesides (2)	Carter (17)	Robinson (8)
8/28	#23 Rice	W	Manning, McCutcheon (15)	Dixon (30)	McCutcheon (2)	Carter (18)	Robinson (5)
8/28	#9 Pittsburgh	L	McCutcheon (7)	Dixon (10)	Crawford, McCutcheon (1)	Dixon (8)	Ruprich (4)
9/2	UCF	W	Manning (14)	Dixon (19)	Five tied with (1)	Carter (14)	Ruprich (4)
9/3	Clemson	W	Manning (9)	Dixon (15)	McCutcheon (4)	Carter, McCutcheon (7)	Robinson (6)
9/3	UCF	W	Manning (16)	Dixon (28)	Dixon (3)	Carter (19)	Robinson, Ruprich (5)
9/9	Kennesaw St.	-	-	-	-	-	-
9/10	Santa Clara	-	-	-	-	-	-
9/16	Winthrop	-	-	-	-	-	-
9/18	High Point	-	-	-	-	-	-
9/22	Georgia	-	-	-	-	-	-
9/26	Texas A&M	-	-	-	-	-	-
9/30	Missouri	-	-	-	-	-	-
10/1	Missouri	-	-	-	-	-	-
10/8	Tennessee	-	-	-	-	-	-
10/9	Tennessee	-	-	-	-	-	-
10/13	Mississippi St.	-	-	-	-	-	-
10/20	LSU	-	-	-	-	-	-
10/23	Alabama	-	-	-	-	-	-
10/24	Alabama	-	-	-	-	-	-
10/29	Ole Miss	-	-	-	-	-	-
10/30	Ole Miss	-	-	-	-	-	-
11/4	Kentucky	-	-	-	-	-	-
11/5	Kentucky	-	-	-	-	-	-
11/10	Auburn	-	-	-	-	-	-
11/20	Florida	-	-	-	-	-	-
11/21	Florida	-	-	-	-	-	-
11/26	Arkansas	-	-	-	-	-	-

2021 SEASON STATISTICS

Overall record: 5-1 Conf: 0-0 Home: 5-1 Away: 0-0 Neutral: D-D

#	Player	gp	W-L-T	Attack				Set		Serve					
				kt	k/s	e	ts	pt	e	a/s	sa	sa/s	ts	pt	
5	Kyla Manning	22	6-6	70	3.66	24	109	.286	4	0.18	4	0.18	19	66	.712
11	Mikayla Robinson	22	6-6	60	2.73	15	104	.433	1	0.05	0	0.00	0	0	.000
20	Riley Whitesides	22	6-6	51	2.82	36	157	.096	2	0.09	5	0.23	0	102	.922
1	Lauren McCutcheon	22	6-6	50	2.27	11	125	.312	5	0.23	11	0.50	5	100	.950
9	Ellie Rudrich	21	6-6	24	1.14	15	73	.123	0	0.00	1	0.06	1	20	.964
15	Claire Wilson	22	6-0	11	0.50	6	27	.185	97	4.41	0	0.00	0	0	.000
14	Kiara Fletcher	12	5-0	6	0.60	1	11	.465	0	0.00	0	0.00	0	0	.000
8	Mallory Dixon	22	6-6	3	0.14	1	6	.333	134	6.09	4	0.18	5	85	.941
16	Oby Asadi	2	1-0	2	1.00	0	2	1.000	0	0.00	0	0.00	0	0	.000
7	McKenzie Moorman	2	2-0	1	0.50	1	3	.000	0	0.00	0	0.00	0	0	.000
22	Courtney Weber	1	1-0	0	0.00	0	0	.000	2	2.00	0	0.00	0	0	.000
2	Janna Schlageter	1	1-0	0	0.00	0	0	.000	0	0.00	0	0.00	0	0	.000
12	Holly Estridos	1	1-0	0	0.00	0	0	.000	0	0.00	0	0.00	0	0	.000
3	Caitlin Crawford	9	5-0	0	0.00	0	0	.000	0	0.00	2	0.22	1	24	.958
21	Monzon Carter	22	6-0	0	0.00	0	1	.000	21	0.95	3	0.14	6	61	.902
10	Camilla Covas	7	3-0	0	0.00	0	0	.000	0	0.00	1	0.14	5	24	.792
4	Lauren Bowers	0	4-0	0	0.00	0	0	.000	0	0.00	0	0.00	0	10	1.00
SOUTH CAROLINA		22	6-6	286	13.0	110	698	.252	266	12.0	31	1.41	50	500	.900
Opponents		22	6-6	272	12.8	122	723	.207	252	11.4	24	1.09	60	464	.871

#	Player	gp	Recept			Dig		Blocking				Points			
			re	ts	act	cls	cls/s	bs	bs	total	blk/s	bs	pts	pts/s	
5	Kyla Manning	22	4	103	.961	50	2.27	0	10	10	0.45	0	1	87.0	3.95
11	Mikayla Robinson	22	0	2	1.000	2	0.09	9	19	28	1.27	2	0	78.5	3.57
20	Riley Whitesides	22	3	69	.957	47	2.14	1	5	6	0.27	1	0	59.5	2.70
1	Lauren McCutcheon	22	11	135	.919	42	1.91	2	11	13	0.59	2	0	68.5	3.11
9	Ellie Rudrich	21	0	1	1.000	4	0.19	6	14	19	0.90	1	0	37.0	1.76
15	Claire Wilson	22	0	0	.000	5	0.23	2	6	8	0.36	0	0	16.0	0.73
14	Kiara Fletcher	12	0	0	.000	0	0.00	0	3	3	0.25	0	0	7.5	0.62
8	Mallory Dixon	22	0	2	1.000	39	1.77	0	0	0	0.00	0	0	7.0	0.32
16	Oby Asadi	2	0	0	.000	0	0.00	0	2	2	1.00	0	0	3.0	1.50
7	McKenzie Moorman	2	0	0	.000	0	0.00	0	0	0	0.00	0	0	1.0	0.50
22	Courtney Weber	1	0	0	.000	0	0.00	0	0	0	0.00	0	0	0.0	0.00
2	Janna Schlageter	1	0	0	.000	0	0.00	0	0	0	0.00	0	0	0.0	0.00
12	Holly Estridos	1	0	0	.000	0	0.00	0	0	0	0.00	0	0	0.0	0.00
3	Caitlin Crawford	9	0	0	.000	1	0.11	0	0	0	0.00	0	0	2.0	0.22
21	Monzon Carter	22	3	89	.966	81	3.68	0	0	0	0.00	0	0	3.0	0.14
10	Camilla Covas	7	0	0	.000	3	0.43	0	0	0	0.00	0	0	1.0	0.14
4	Lauren Bowers	0	0	0	.000	1	0.12	0	0	0	0.00	0	0	0.0	0.00
-	TEAM	-	2	-	-	-	-	-	-	-	-	-	-	-	-
SOUTH CAROLINA.....		22	23	403	.943	275	12.50	19	70	84.0	2.45	6	1	371.0	16.86
Opponents.....		22	31	450	.931	269	12.23	14	82	55.0	2.50	10	1	351.0	15.95

2021 INDIVIDUAL MATCH HIGHS

HITTING PERCENTAGE (K-E-TA) *Min. 10 Kills*

.517 (15- 0-29)	Lauren McCutcheon	vs Rice (8/28/21)
.500 (16- 4-24)	Mikayla Robinson	vs Washington State (8/27/21)
.348 (12- 4-23)	Mikayla Robinson	vs Rice (8/28/21)
.333 (18- 4-42)	Kyla Manning	vs Washington State (8/27/21)
.190 (15- 7-42)	Kyla Manning	vs Rice (8/28/21)
.135 (13- 8-37)	Riley Whitesides	vs Washington State (8/27/21)

KILLS 3-SETS (K-E-TA)

14 (14- 4-29)	Kyla Manning	vs UCF (9/2/21)
9 (9- 1-18)	Kyla Manning	vs Clemson (9/3/21)
8 (8- 2-11)	Mikayla Robinson	vs Clemson (9/3/21)
8 (8- 1-16)	Lauren McCutcheon	vs Clemson (9/3/21)
8 (8- 3-19)	Riley Whitesides	vs Clemson (9/3/21)

KILLS 4-SETS (K-E-TA)

16 (16- 3-37)	Kyla Manning	vs UCF (9/3/21)
15 (15- 0-29)	Lauren McCutcheon	vs Rice (8/28/21)
15 (15- 7-42)	Kyla Manning	vs Rice (8/28/21)
12 (12- 4-23)	Mikayla Robinson	vs Rice (8/28/21)
11 (11- 8-36)	Riley Whitesides	vs UCF (9/3/21)

KILLS 5-SETS (K-E-TA)

18 (18- 4-42)	Kyla Manning	vs Washington State (8/27/21)
16 (16- 4-24)	Mikayla Robinson	vs Washington State (8/27/21)
13 (13- 8-37)	Riley Whitesides	vs Washington State (8/27/21)
9 (9- 4-16)	Ellie Ruprich	vs Washington State (8/27/21)
7 (7- 0-16)	Lauren McCutcheon	vs Washington State (8/27/21)

TOTAL ATTEMPTS 3-SETS (K-E-TA)

29 (14- 4-29)	Kyla Manning	vs UCF (9/2/21)
24 (7- 3-24)	Lauren McCutcheon	vs UCF (9/2/21)
21 (6- 5-21)	Kyla Manning	vs Pittsburgh (8/28/21)
19 (4- 6-19)	Riley Whitesides	vs Pittsburgh (8/28/21)
19 (8- 3-19)	Riley Whitesides	vs Clemson (9/3/21)

TOTAL ATTEMPTS 4-SETS (K-E-TA)

42 (15- 7-42)	Kyla Manning	vs Rice (8/28/21)
37 (16- 3-37)	Kyla Manning	vs UCF (9/3/21)
36 (11- 8-36)	Riley Whitesides	vs UCF (9/3/21)
29 (15- 0-29)	Lauren McCutcheon	vs Rice (8/28/21)
29 (7- 8-29)	Riley Whitesides	vs Rice (8/28/21)

TOTAL ATTEMPTS 5-SETS (K-E-TA)

42 (18- 4-42)	Kyla Manning	vs Washington State (8/27/21)
37 (13- 8-37)	Riley Whitesides	vs Washington State (8/27/21)
24 (16- 4-24)	Mikayla Robinson	vs Washington State (8/27/21)
16 (7- 0-16)	Lauren McCutcheon	vs Washington State (8/27/21)
16 (9- 4-16)	Ellie Ruprich	vs Washington State (8/27/21)

POINTS 3-SETS (K-A-TB)

16.0 (14- 1- 1.0)	Kyla Manning	vs UCF (9/2/21)
12.5 (8- 4- 0.5)	Lauren McCutcheon	vs Clemson (9/3/21)
11.5 (8- 0- 3.5)	Mikayla Robinson	vs Clemson (9/3/21)
10.5 (8- 1- 1.5)	Riley Whitesides	vs Clemson (9/3/21)
10.0 (9- 0- 1.0)	Kyla Manning	vs Clemson (9/3/21)

POINTS 4-SETS

19.0 (15- 2- 2.0)	Lauren McCutcheon	vs Rice (8/28/21)
17.5 (16- 1- 0.5)	Kyla Manning	vs UCF (9/3/21)
16.0 (15- 1- 0.0)	Kyla Manning	vs Rice (8/28/21)
15.0 (12- 0- 3.0)	Mikayla Robinson	vs Rice (8/28/21)
14.5 (10- 0- 4.5)	Mikayla Robinson	vs UCF (9/3/21)

POINTS 5-SETS

21.5 (18- 1- 2.5)	Kyla Manning	vs Washington State (8/27/21)
21.0 (16- 0- 5.0)	Mikayla Robinson	vs Washington State (8/27/21)
15.0 (13- 2- 0.0)	Riley Whitesides	vs Washington State (8/27/21)
13.0 (9- 1- 3.0)	Ellie Ruprich	vs Washington State (8/27/21)
9.5 (7- 1- 1.5)	Lauren McCutcheon	vs Washington State (8/27/21)

ASSISTS 3-SETS

19	Mallory Dixon	vs UCF (9/2/21)
15	Mallory Dixon	vs Clemson (9/3/21)
13	Claire Wilson	vs Clemson (9/3/21)
13	Claire Wilson	vs UCF (9/2/21)
10	Mallory Dixon	vs Pittsburgh (8/28/21)

ASSISTS 4-SETS

30	Mallory Dixon	vs Rice (8/28/21)
28	Mallory Dixon	vs UCF (9/3/21)
18	Claire Wilson	vs UCF (9/3/21)
16	Claire Wilson	vs Rice (8/28/21)
4	Morgan Carter	vs UCF (9/3/21)

ASSISTS 5-SETS

32	Mallory Dixon	vs Washington State (8/27/21)
28	Claire Wilson	vs Washington State (8/27/21)
2	Morgan Carter	vs Washington State (8/27/21)
1	Kyla Manning	vs Washington State (8/27/21)
1	Riley Whitesides	vs Washington State (8/27/21)

DIGS 3-SETS

14	Morgan Carter	vs UCF (9/2/21)
12	Riley Whitesides	vs UCF (9/2/21)
10	Mallory Dixon	vs UCF (9/2/21)
9	Kyla Manning	vs UCF (9/2/21)
8	Mallory Dixon	vs Pittsburgh (8/28/21)

DIGS 4-SETS

19	Morgan Carter	vs UCF (9/3/21)
18	Morgan Carter	vs Rice (8/28/21)
16	Kyla Manning	vs UCF (9/3/21)
12	Riley Whitesides	vs Rice (8/28/21)
9	Mallory Dixon	vs Rice (8/28/21)

DIGS 5-SETS

17	Morgan Carter	vs Washington State (8/27/21)
12	Lauren McCutcheon	vs Washington State (8/27/21)
10	Kyla Manning	vs Washington State (8/27/21)
8	Riley Whitesides	vs Washington State (8/27/21)
4	Mallory Dixon	vs Washington State (8/27/21)

SERVICE ACES

4	Lauren McCutcheon	vs Clemson (9/3/21)
3	Mallory Dixon	vs UCF (9/3/21)
2	Riley Whitesides	vs Washington State (8/27/21)
2	Morgan Carter	vs UCF (9/3/21)
2	Lauren McCutcheon	vs UCF (9/3/21)

BLOCKS (BS-BA)

8 (2- 6)	Mikayla Robinson	vs Washington State (8/27/21)
6 (1- 5)	Mikayla Robinson	vs Clemson (9/3/21)
5 (4- 1)	Mikayla Robinson	vs UCF (9/3/21)
5 (2- 3)	Ellie Ruprich	vs UCF (9/3/21)
5 (1- 4)	Mikayla Robinson	vs Rice (8/28/21)
5 (0- 5)	Kyla Manning	vs Washington State (8/27/21)
4 (2- 2)	Ellie Ruprich	vs Washington State (8/27/21)
4 (1- 3)	Ellie Ruprich	vs Pittsburgh (8/28/21)
4 (0- 4)	Ellie Ruprich	vs UCF (9/2/21)
3 (1- 2)	Claire Wilson	vs Rice (8/28/21)

2021 TEAM MATCH HIGHS

HITTING PERCENTAGE (K-E-TA)

.333 (40-13-81)	vs Clemson (9/3/21)
.322 (68-21-146)	vs Washington State (8/27/21)
.299 (42-13-97)	vs UCF (9/2/21)
.231 (56-22-147)	vs Rice (8/28/21)
.214 (52-22-140)	vs UCF (9/3/21)
.103 (28-19-87)	vs Pittsburgh (8/28/21)

OPPONENT HITTING PERCENTAGE (K-E-TA)

.010 (26-25-103)	Auburn (10/28/20)
.141 (49-29-142)	Alabama (1/29/21)
.144 (38-22-111)	Georgia (10/17/20)
.148 (36-20-108)	Mississippi State (2/4/21)
.162 (44-20-148)	Auburn (10/29/20)

KILLS 3-SETS (K-E-TA)

42 (42-13-97)	vs UCF (9/2/21)
40 (40-13-81)	vs Clemson (9/3/21)
28 (28-19-87)	vs Pittsburgh (8/28/21)

KILLS 4-SETS (K-E-TA)

56 (56-22-147)	vs Rice (8/28/21)
52 (52-22-140)	vs UCF (9/3/21)

KILLS 5-SETS (K-E-TA)

68 (68-21-146)	vs Washington State (8/27/21)
----------------	-------------------------------

TOTAL ATTEMPTS 3-SETS (K-E-TA)

97 (42-13-97)	vs UCF (9/2/21)
87 (28-19-87)	vs Pittsburgh (8/28/21)
81 (40-13-81)	vs Clemson (9/3/21)

TOTAL ATTEMPTS 4-SETS (K-E-TA)

147 (56-22-147)	vs Rice (8/28/21)
140 (52-22-140)	vs UCF (9/3/21)

TOTAL ATTEMPTS 5-SETS (K-E-TA)

146 (68-21-146)	vs Washington State (8/27/21)
-----------------	-------------------------------

ASSISTS 3-SETS

39	vs UCF (9/2/21)
33	vs Clemson (9/3/21)
28	vs Pittsburgh (8/28/21)

ASSISTS 4-SETS

51	vs Rice (8/28/21)
51	vs UCF (9/3/21)

ASSISTS 5-SETS

64	vs Washington State (8/27/21)
----	-------------------------------

DIGS 3-SETS

48	vs UCF (9/2/21)
28	vs Clemson (9/3/21)
25	vs Pittsburgh (8/28/21)

DIGS 4-SETS

64	vs UCF (9/3/21)
56	vs Rice (8/28/21)

DIGS 5-SETS

54	vs Washington State (8/27/21)
----	-------------------------------

SERVICE ACES

10	vs UCF (9/3/21)
6	vs Clemson (9/3/21)
5	vs Washington State (8/27/21)
5	vs UCF (9/2/21)
3	vs Rice (8/28/21)

BLOCKS

13.0	vs Washington State (8/27/21)
11.0	vs UCF (9/3/21)
9.0	vs Rice (8/28/21)
8.0	vs Clemson (9/3/21)
7.0	vs UCF (9/2/21)
6.0	vs Pittsburgh (8/28/21)

INDIVIDUAL MATCH RECORDS - RALLY SCORING ERA (SINCE 2001)*

KILLS			
3-SET MATCHES			
#	Name	Opponent (Date)	Kills
1.	Shonda Cole	Georgia (11/15/2006)	27
2.	Shonda Cole	Arkansas (10/27/2006)	22
3.	Juliette Thévenin	Montana (8/26/2011)	21
4.	Juliette Thévenin	FIU (8/30/2013)	20
	Juliette Thévenin	Western Carolina (9/20/2013)	20
6.	Mikayla Shields	Davidson (9/16/2016)	19
7.	11x; Last: Dessaa Legros	N.C. Central (8/29/2015)	18

4-SET MATCHES			
#	Name	Opponent (Date)	Kills
1.	Shonda Cole	Florida (9/17/2006)	35
2.	Shonda Cole	College of Charleston (11/22/2006)	29
	Shonda Cole	Tennessee (11/12/2006)	29
4.	Hannah Lawing	Harvard (9/12/2009)	28
5.	Dessaa Legros	Tennessee (10/28/2016)	26
	Mikayla Shields	Duke (9/2/2017)	26
	Juliette Thévenin	Robert Morris (9/21/2013)	26
8.	Juliette Thévenin	Ole Miss (10/20/2013)	25
	Juliette Thévenin	Furman (9/7/2013)	25
	Shonda Cole	Houston (9/16/2005)	25

5-SET MATCHES			
#	Name	Opponent (Date)	Kills
1.	Shonda Cole	TCU (8/25/2006)	37
2.	Shonda Cole	Auburn (9/15/2006)	36
	Shonda Cole	Clemson (8/31/2006)	36
4.	Shonda Cole	St. John's (9/8/2006)	32
5.	Shonda Cole	Alabama (10/1/2006)	31
6.	Juliette Thévenin	Clemson (9/6/2013)	30
7.	Mikayla Shields	Missouri (11/8/2017)	29
8.	Marija Milosevic	Georgia (10/30/2005)	28
9.	Juliette Thévenin	Alabama (11/16/2012)	27
	Lynae Vanden Hull	Kentucky (10/8/2003)	27

ATTACKS			
3-SET MATCHES			
#	Name	Opponent (Date)	Attacks
1.	Shonda Cole	Kentucky (10/8/2006)	52
2.	Juliette Thévenin	Montana (8/26/2011)	50
3.	Shonda Cole	Charleston (9/15/05)	47
4.	Shonda Cole	Ole Miss (11/5/2006)	45
	Ivana Kujundzic	Tennessee (10/10/2008)	45
6.	Juliette Thévenin	Liberty (9/13/2013)	44
	Shonda Cole	Georgia (11/15/2006)	44
8.	Hannah Lawing	Arkansas (9/18/2009)	43
	Juliette Thévenin	Western Carolina (9/20/2013)	43
10.	4x; Last: Juliette Thévenin	Alabama (11/15/2013)	42

4-SET MATCHES			
#	Name	Opponent (Date)	Attacks
1.	Shonda Cole	Tennessee (11/12/2006)	73
2.	Shonda Cole	North Carolina (11/27/2004)	72
3.	Shonda Cole	College of Charleston (11/22/2006)	65
	Shonda Cole	Alabama (11/17/2006)	65
	Shonda Cole	Florida (9/17/2006)	65
6.	Hannah Lawing	Harvard (9/12/2009)	62
7.	Marija Milosevic	Arkansas (9/24/2006)	59
8.	Shonda Cole	Connecticut (9/4/2004)	58
	Juliette Thévenin	Ole Miss (10/20/2013)	58
	Ivana Kujundzic	Mississippi St. (10/30/2009)	58

5-SET MATCHES			
#	Name	Opponent (Date)	Attacks
1.	Juliette Thévenin	Clemson (9/6/2013)	73
	Juliette Thévenin	Alabama (11/16/2012)	73
3.	Shonda Cole	Auburn (9/15/2006)	71
4.	Ivana Kujundzic	Rice (9/11/2009)	70
5.	Shonda Cole	Auburn (10/22/2006)	68
6.	Shonda Cole	TCU (8/25/2006)	65
	Shonda Cole	St. John's (9/8/2006)	65
8.	Ivana Kujundzic	Georgia (10/19/2007)	64
9.	4x; Last: Mikayla Shields	LSU (11/18/2018)	61

HITTING PERCENTAGE

3-SET MATCHES (MINIMUM FOUR ATTACKS PER SET)			
#	Name	Opponent (Date)	(K-E-A) Pct.
1.	Belita Salters	Arkansas (10/31/2008)	(12-0-14) .857
2.	Mikayla Robinson	Mercer (8/25/2017)	(12-1-13) .846

3.	Belita Salters	Mississippi St. (11/23/2008)	(15-0-19) .789
4.	Sam Alban	Kentucky (9/20/2002)	(13-0-17) .765
	Megan Laughlin	South Carolina St. (10/23/2008)	(11-0-15) .733
6.	McKenzie Moorman	Alabama (10/27/2019)	(12-0-17) .706
7.	Riley Whitesides	Ole Miss (3/6/2021)	(15-1-20) .700
8.	Mikayla Robinson	Clemson (8/25/2018)	(10-1-13) .692
	Iris Santos	Charlotte (9/6/2005)	(9-0-13) .692
	Sam Alban	Creighton (9/7/2002)	(9-0-13) .692

4-SET MATCHES (MINIMUM FOUR ATTACKS PER SET)

#	Name	Opponent (Date)	(K-E-A) Pct.
1.	Niece Curry	American (12/5/2002)	(18-1-22) .773
2.	Darian Dozier	Alabama (11/8/2015)	(17-0-24) .708
3.	Berna Dwyer	LSU (10/6/2002)	(17-0-25) .680
4.	Mikayla Shields	William & Mary (9/17/2016)	(15-2-21) .619
5.	Berna Dwyer	Georgia (11/17/2002)	(19-2-29) .586
6.	Niece Curry	LSU (10/6/2002)	(21-3-31) .581
7.	Bethanie Thomas	Elon (9/3/2011)	(16-1-26) .577
8.	Juliette Thévenin	Robert Morris (9/21/2013)	(26-2-42) .571
9.	Darian Dozier	Texas A&M (10/6/2013)	(18-2-28) .571
10.	Sarah Blomgren	Mississippi St (10/24/2014)	(17-3-26) .538

5-SET MATCHES (MINIMUM FOUR ATTACKS PER SET)

#	Name	Opponent (Date)	(K-E-A) Pct.
1.	Megan Kent	ETSU (8/25/2012)	(13-1-20) .600
2.	Cara Howley	Arkansas (11/23/2012)	(15-3-21) .571
3.	Niece Curry	Clemson (9/10/2002)	(15-1-25) .560
4.	Sarah Blomgren	Mississippi St. (10/4/2014)	(20-2-33) .545
5.	Belita Salters	UNLV (8/30/2008)	(21-2-35) .543
6.	Belita Salters	Rhode Island (9/5/2008)	(17-2-28) .536
7.	Meredith Moorhead	Kentucky (11/10/2006)	(15-2-25) .520
8.	Robinson, Mikayla	Colorado (11/30/2018)	(10-0-20) .500
9.	Darian Dozier	Winthrop (9/5/2015)	(14-1-27) .481
	Brittany McLean	Maryland (9/20/2019)	(16-3-27) .481

ASSISTS

3-SET MATCHES			
#	Name	Opponent (Date)	Assists
1.	Megan Hosp	Georgia (11/2/2001)	52
2.	Alexcis Thomson	Georgia (11/15/2006)	50
	B. Denson-Dorman	Coll. of Charleston (9/12/2008)	50
4.	Aubrey Ezell	Georgia (10/14/2015)	49
5.	Megan Hosp	Ole Miss (11/1/2002)	46
	Megan Hosp	Mississippi St. (11/3/2002)	46
7.	Megan Hosp	Oakland (8/30/2002)	45
8.	Kellie McNeil	Western Carolina (9/20/2013)	44
	Taylor Bruns	Mississippi State (10/21/2011)	44
10.	3x; Last: Denson-Dorman	Alabama (10/5/2008)	43

4-SET MATCHES

#	Name	Opponent (Date)	Assists
1.	Megan Hosp	North Carolina (12/6/2002)	65
2.	Iris Santos	Florida (9/17/2006)	60
3.	Iris Santos	Houston (9/16/2005)	57
4.	Katelyn Panzau	Clemson (9/9/2003)	56
	Kellie McNeil	Furman (9/7/2013)	56
6.	Courtney Koehler	Mississippi St. (11/24/2017)	55
	Megan Hosp	Michigan St. (8/31/2002)	55
8.	Courtney Koehler	Tennessee (11/3/2017)	54
	Taylor Bruns	UAB (9/8/2012)	54
10.	Kellie McNeil	Texas A&M (10/6/2013)	53

5-SET MATCHES

#	Name	Opponent (Date)	Assists
1.	Iris Santos	Auburn (10/22/2006)	64
2.	Alexcis Thomson	Auburn (10/22/2006)	62
	Aubrey Ezell	Tennessee (10/18/2015)	62
	Iris Santos	TCU (9/25/2006)	62
	Iris Santos	Clemson (8/31/2006)	62
6.	Jordan Bradosky	Auburn (9/14/2007)	60
	Katelyn Panzau	Indiana (9/13/2003)	60
	Courtney Koehler	Colorado (11/30/2018)	60
9.	Bridget Denson-Dorman	LSU (10/26/2008)	59
	Iris Santos	Alabama (10/1/2006)	59
	Taylor Bruns	College of Charleston (9/10/2011)	59

SERVICE ACES

3-SET MATCHES			
#	Name	Opponent (Date)	Aces
1.	Megan Hosp	Creighton (9/7/2002)	8
2.	8x; Last: Aubrey Ezell	Ole Miss (11/16/2018)	6
10.	10x; Last: Aubrey Ezell	Eastern Kentucky (9/8/2017)	5

INDIVIDUAL MATCH RECORDS - RALLY SCORING ERA (SINCE 2001)*

#	Name	4-SET MATCHES Opponent (Date)	Aces
1.	Cally Plummer	Clemson (10/10/2001)	8
2.	Aubrey Ezell	Rice (8/31/2018)	7
3.	Jordan Bradosky	The Citadel (9/26/2010)	6
	Cally Plummer	Arkansas (10/4/2002)	6
	Cally Plummer	North Carolina (11/24/2001)	6
6.	22x; Last: Mallory Dixon	Texas A&M (2/10/2021)	5

#	Name	5-SET MATCHES Opponent (Date)	Aces
1.	Courtney Koehler	Texas A&M (11/9/2018)	6
	Aubrey Ezell	Miami (Ohio) (9/8/2017)	6
	Taylor Bruns	BYU (8/28/2010)	6
	Shonda Cole	Alabama (10/1/2006)	6
5.	8x; Last: Camilla Covas	Mississippi St. (2/5/2021)	5

DIGS

#	Name	3-SET MATCHES Opponent (Date)	Digs
1.	Hannah Lawing	Furman (9/10/2010)	26
2.	Hannah Lawing	Clemson (9/3/2010)	24
3.	Hannah Lawing	Ole Miss (9/24/2010)	22
	Sarah Cline	Georgia (10/16/2009)	22
5.	Addie Bryant	UCF (9/6/2019)	21
	Mikaela Christiaansen	Kentucky (10/13/13)	21
7.	8x; Last: Aubrey Ezell	Ole Miss (11/16/2018)	20

#	Name	4-SET MATCHES Opponent (Date)	Digs
1.	Mikaela Christiaansen	Georgia (11/23/2014)	33
2.	Yajaira Cadet	North Carolina (12/6/2002)	30
3.	Paige Wheeler	Elon (9/3/2011)	28
	Paige Wheeler	Georgia (11/20/2011)	28
	Dinelia Concepcion	Alabama (11/17/2006)	28
	Mikaela Christiaansen	Mississippi St. (10/24/2014)	27
7.	Sarah Cline	Harvard (9/12/2009)	26
	Alexcis Thomson	Arkansas (9/24/2006)	26
9.	4x; Last: Mikayla Shields	Cincinnati (8/30/2019)	25

#	Name	5-SET MATCHES Opponent (Date)	Digs
1.	Hannah Lawing	Mississippi St. (11/13/2010)	38
2.	Sarah Cline	Arkansas (11/2/2007)	36
3.	Addie Bryant	Arkansas (10/13/2019)	35
4.	Paige Wheeler	College of Charleston (9/10/2011)	31
	Hannah Lawing	BYU (8/28/2010)	31
6.	KoKo Atoa-Williams	Tennessee (11/19/2014)	27
	Paige Wheeler	LSU (11/13/2011)	27
	Sarah Cline	Rice (9/11/2009)	27
9.	4x; Last: Aubrey Ezell	Maryland (9/8/2018)	26

SOLO BLOCKS

#	Name	3-SET MATCHES Opponent (Date)	Blocks
1.	Teresa Stenlund	Lipscomb (9/11/2010)	5
2.	4x; Last: Alicia Starr	Davidson (9/16/2016)	4

#	Name	4-SET MATCHES Opponent (Date)	Blocks
1.	Mikayla Robinson	UCF (9/3/2021)	4
2.	13x; Last: Ellie Ruprich	Georgia (10/18/2020)	3

#	Name	5-SET MATCHES Opponent (Date)	Blocks
1.	Mikayla Robinson	Georgia (11/22/2019)	5
2.	Juliette Thévenin	Alabama (11/16/2012)	4
3.	8x; Last: Mikayla Robinson	Texas A&M (11/9/2018)	3

BLOCK ASSISTS

#	Name	3-SET MATCHES Opponent (Date)	Blocks
1.	Darian Dozier	High Point (8/31/2013)	8
	Ellie Ruprich	Georgia (10/17/2020)	8
	Ellie Ruprich	Tennessee (11/7/2020)	8
4.	7x; Last: Holly Eastridge	Georgia (10/17/2020)	7

#	Name	4-SET MATCHES Opponent (Date)	Blocks
1.	Belita Salters	North Carolina (9/10/2005)	10
	Lauren Ford	Mississippi (10/8/2004)	10
	Berna Dwyer	Georgia (11/17/2002)	10
	Berna Dwyer	Arizona St. (9/6/2002)	10

#	Name	5-SET MATCHES Opponent (Date)	Blocks
1.	Mikayla Robinson	Arkansas (10/13/2019)	13
2.	Jacqy Angermiller	Eastern Kentucky (9/19/2014)	11
	Crystal Johnson	St. John's (9/8/2006)	11
4.	Mikayla Shields	Arkansas (10/13/2019)	10
	Mikayla Robinson	Georgia (9/30/2018)	10

TOTAL BLOCKS

#	Name	3-SET MATCHES Opponent (Date)	Blocks
1.	Belita Salters	Auburn (10/21/2007)	9.0
	Ellie Ruprich	Georgia (10/17/2020)	9.0
	Ellie Ruprich	Tennessee (11/7/2020)	9.0
4.	Darian Dozier	High Point (8/31/2013)	8.0
	Nicole Miller	Mercer (9/3/2005)	8.0
	Teresa Stenlund	UNC-Asheville (9/3/2011)	8.0
7.	15x; Last: Holly Eastridge	Georgia (10/17/2020)	7.0

#	Name	4-SET MATCHES Opponent (Date)	Blocks
1.	Lauren Ford	Mississippi (10/8/2004)	13.0
2.	5x; Last: Alicia Starr	Kentucky (10/2/2016)	11.0

#	Name	5-SET MATCHES Opponent (Date)	Blocks
1.	Mikayla Robinson	Georgia (11/22/2019)	14.0
2.	Mikayla Robinson	Arkansas (10/13/2019)	13.0
	Crystal Johnson	St. John's (9/8/2006)	13.0
4.	Mikayla Robinson	Georgia (9/30/2018)	11.0
	Jacqy Angermiller	Eastern Kentucky (9/19/2014)	11.0
6.	7x; Last: Mikayla Shields	Arkansas (10/13/2019)	10.0

POINTS SCORED

#	Name	3-SET MATCHES Opponent (Date)	Points
1.	Shonda Cole	Georgia (11/15/2006)	35.0
2.	Shonda Cole	Arkansas (10/27/2006)	24.5
3.	Juliette Thevenin	Montana (8/26/2011)	23.0
4.	Shonda Cole	Texas A&M-C.C. (8/26/2006)	22.0
5.	Juliette Thevenin	Western Carolina (9/20/2013)	21.0
6.	8x; Last: Mikayla Shields	Arkansas (11/29/2019)	20.5

#	Name	4-SET MATCHES Opponent (Date)	Points
1.	Shonda Cole	Florida (9/17/2006)	38.0
2.	Shonda Cole	Tennessee (11/12/2006)	34.0
3.	Shonda Cole	College of Charleston (11/22/2006)	32.0
4.	Shonda Cole	Tennessee (10/6/2006)	29.5
5.	Hannah Lawing	Harvard (9/12/2009)	29.0
6.	Mikayla Shields	Duke (9/2/2017)	28.5
7.	Juliette Thevenin	Robert Morris; 9/21/2013)	27.5
8.	Dessaa Legros	LSU (10/28/2016)	26.5
9.	3x; Last: Mikayla Shields	UNCW 9/1/2017)	26.0

#	Name	5-SET MATCHES Opponent (Date)	Points
1.	Shonda Cole	TCU (8/25/2006)	41.5
2.	Shonda Cole	Clemson (8/31/2006)	39.5
3.	Shonda Cole	Auburn (9/15/2006)	38.0
4.	Shonda Cole	Alabama (10/1/2006)	37.5
5.	Shonda Cole	St. John's (9/8/2006)	35.5
6.	Mikayla Shields	Missouri (11/8/2017)	33.0
7.	Juliette Thevenin	Alabama (11/16/2012)	32.0
8.	Juliette Thevenin	Clemson (9/6/2013)	31.0
9.	3x; Last: Shonda Cole	Florida St. (9/9/2006)	29.0

PLEASE NOTE: Box scores are only available from 1993 to the present. Limited historical records prior to 1993 were used to compile records as well. From 2001 through 2007, sets went to 30 points instead of 25

Current season accomplishments in **BOLD**

TEAM MATCH RECORDS - RALLY SCORING ERA (SINCE 2001)*

KILLS			OPPONENT HITTING PERCENTAGE			DIGS		
3-SET MATCHES			3-SET MATCHES			3-SET MATCHES		
#	Opponent (Date)	Kills	#	Opponent (Date)	(K-E-A) Pct.	#	Opponent (Date)	Digs
1.	Purdue (9/7/01)	62	1.	S.C. St. (8/30/13)	(16-25-73) .123	1.	Winthrop (9/10/11)	76
2.	Georgia (11/15/06)	61	2.	Tennessee (11/8/02)	(26-28-108) .019	2.	San Diego (9/13/02)	76
3.	Mississippi St. (11/3/02)	60	3.	Loyola (Md.) (8/26/06)	(17-18-91) .011	3.	Montana (8/26/11)	73
4.	Georgia (11/2/01)	59	4.	Presbyterian (9/21/13)	(26-27-94) .011	4.	Georgia (10/14/15)	71
5.	Mississippi St. (10/21/11)	57	5.	Coastal Carolina (9/4/09)	(22-22-98) .000	5.	Temple (8/27/11)	67
4-SET MATCHES			4-SET MATCHES			4-SET MATCHES		
#	Opponent (Date)	Kills	#	Opponent (Date)	(K-E-A) Pct.	#	Opponent (Date)	Digs
1.	Florida (9/17/06)	82	1.	Chas. Southern (9/19/15)	(41-32-166) .054	1.	North Carolina (12/6/02)	86
	Houston (9/16/05)	82	2.	Mississippi St. (9/30/07)	(53-36-181) .094	2.	Harvard (9/12/09)	85
3.	North Carolina (11/24/01)	78	3.	Rice (9/7/07)	(52-36-167) .096	3.	Michigan St. (8/31/02)	81
4.	Michigan St. (8/31/02)	76	4.	Tennessee St. (9/1/06)	(41-27-140) .100	4.	Charleston (9/19/15)	81
5.	North Carolina (12/6/02)	73	5.	Charlotte (9/4/18)	(31-108) .102	5.	Alabama (9/15/06)	80
							Georgia (11/23/14)	80
5-SET MATCHES			5-SET MATCHES			5-SET MATCHES		
#	Opponent (Date)	Kills	#	Opponent (Date)	(K-E-A) Pct.	#	Opponent (Date)	Digs
1.	Arkansas (11/2/07)	85	1.	Santa Clara (9/18/03)	(51-39-176) .068	1.	Mississippi St. (11/13/10)	114
2.	Tennessee (11/11/07)	82	2.	George Wash. (9/20/03)	(49-36-183) .071	2.	Arkansas (11/2/07)	108
	Maryland (9/1/07)	82	3.	Mississippi St. (9/22/17)	(51-38-165) .079	3.	Tennessee (11/11/07)	106
4.	Auburn (9/14/07)	81	4.	Eastern Ky. (9/19/14)	(55-39-188) .085	4.	College of Charleston (9/10/11)	101
5.	Auburn (9/15/06)	80	5.	Alabama (11/16/12)	(53-32-194) .108	5.	Clemson (8/28/09)	97
ATTACKS			ASSISTS			TOTAL BLOCKS		
3-SET MATCHES			3-SET MATCHES			3-SET MATCHES		
#	Opponent (Date)	Attacks	#	Opponent (Date)	Assists	#	Opponent (Date)	Total Blocks
1.	San Diego (9/13/02)	166	1.	Georgia (11/15/06)	58	1.	Mercer (9/3/05)	17
2.	Montana (8/26/11)	149		Mississippi St. (11/3/02)	58	2.	Tennessee (11/9/05)	16
3.	Delaware (8/25/07)	148	3.	Purdue (9/7/01)	56		Auburn (11/24/19)	16
4.	College of Charleston (9/15/05)	146	4.	Mississippi St. (10/21/11)	55	4.	College of Charleston (8/26/16)	15
5.	George Washington (9/1/07)	144	5.	College of Charleston (9/12/08)	54	5.	Georgia (10/17/20)	14
				Georgia (11/2/01)	54		Winthrop (11/26/05)	14
							Auburn (10/31/03)	14
4-SET MATCHES			4-SET MATCHES			4-SET MATCHES		
#	Opponent (Date)	Attacks	#	Opponent (Date)	Assists	#	Opponent (Date)	Total Blocks
1.	Arkansas (10/4/02)	193	1.	Florida (9/17/06)	76	1.	Ole Miss (10/8/04)	21
2.	North Carolina (12/6/02)	192	2.	Houston (9/16/05)	71	2.	North Carolina (9/10/05)	19
3.	Michigan St. (8/31/02)	191	3.	Arkansas (11/17/01)	68		American (12/5/02)	19
4.	North Carolina (11/29/01)	190		North Carolina (12/6/02)	68	4.	Kansas (9/7/19)	18
	Arkansas (11/17/01)	190	5.	North Carolina (11/24/01)	67	5.	Jacksonville (8/30/14)	16
				Michigan St. (8/31/02)	67		Arizona St. (9/6/02)	16
5-SET MATCHES			5-SET MATCHES			5-SET MATCHES		
#	Opponent (Date)	Attacks	#	Opponent (Date)	Assists	#	Opponent (Date)	Total Blocks
1.	Tennessee (11/11/07)	241	1.	Arkansas (11/2/07)	80	1.	St. John's (9/8/06)	20
2.	Arkansas (11/2/07)	234	2.	Tennessee (11/11/07)	79	2.	Arkansas (10/13/19)	18
3.	Maryland (9/1/07)	223	3.	Auburn (9/14/07)	76		Georgia (11/22/19)	18
4.	Mississippi St. (11/13/10)	220	4.	Maryland (9/1/07)	73	4.	Santa Clara (9/18/03)	17
5.	Georgia (10/19/07)	212	5.	Georgia (10/19/07)	72		Arkansas (9/25/05)	17
							Eastern Kentucky (9/19/14)	17
HITTING PERCENTAGE			SERVICE ACES					
3-SET MATCHES			3-SET MATCHES					
#	Opponent (Date)	(K-E-A) Pct.	#	Opponent (Date)	Aces			
1.	SC St. (10/23/08)	(50-3-80) .587	1.	Alabama (9/29/02)	16			
2.	Mississippi St. (11/23/08)	(48-3-84) .536		Creighton (9/7/02)	16			
3.	Troy (9/7/07)	(52-6-92) .500		Auburn (10/17/04)	16			
	Auburn (9/27/02)	(53-8-90) .500	4.	Auburn (9/27/02)	15			
5.	Western Carolina (9/2/06)	(51-7-93) .473	5.	3x, Last: Georgia (11/6/16)	12			
4-SET MATCHES			4-SET MATCHES					
#	Opponent (Date)	(K-E-A) Pct.	#	Opponent (Date)	Aces			
1.	Mississippi (10/16/11)	(61-11-127) .394	1.	Clemson (10/10/01)	14			
2.	Stony Brook (8/27/11)	(64-11-137) .387	2.	Tennessee (10/19/01)	13			
	North Carolina (11/24/01)	(78-18-159) .377		Auburn (10/16/05)	13			
4.	Niagara (9/2/12)	(58-14-119) .370		The Citadel (9/26/10)	13			
5.	Houston (9/16/05)	(82-15-185) .362	5.	7x, Last: Liberty and Rice (8/31/18)	11			
5-SET MATCHES			5-SET MATCHES					
#	Opponent (Date)	(K-E-A) Pct.	#	Opponent (Date)	Aces			
1.	Arkansas (11/23/12)	(68-17-143) .357	1.	Santa Clara (9/18/03)	15			
2.	Missouri (11/8/17)	(68-19-143) .343	2.	George Washington (9/03)	14			
3.	Michigan St. (9/18/04)	(64-17-143) .329	3.	Indiana (9/13/03)	13			
4.	Clemson (9/13/19)	(66-17-151) .325	4.	Clemson (9/10/02)	12			
5.	Washington St. (8/27/21)	(68-21-146) .322	5.	4x, Last: Mississippi State (2/5/21)	11			

NOTE: Box scores are only available from 1993 to today. Limited historical records prior to 1993 were used to compile records as well.
 * From 01-07, sets went to 30 points instead of 25

SINGLE-SEASON RECORDS - RALLY SCORING ERA (SINCE 2001)*

KILLS			SERVICE ACES			TOTAL BLOCKS		
#	Name (Year)	Kills	#	Name (Year)	Aces	#	Name (Year)	Total Blocks
1.	Shonda Cole (2006)	703	1.	Aubrey Ezell (2018)	75	1.	Darian Dozier (2014)	141
2.	Juliette Thévenin (2013)	466	2.	Megan Hosp (2002)	53	2.	Mikayla Robinson (2019)	132
3.	Juliette Thévenin (2012)	453	3.	Cally Plummer (2001)	50	3.	Belita Salters (2007)	128
4.	Mikayla Shields (2017)	429	4.	Cally Plummer (2002)	50	4.	Mikayla Robinson (2017)	121
5.	Shonda Cole (2005)	414	5.	Aubrey Ezell (2017)	49	5.	Lauren Ford (2004)	118
6.	Mikayla Shields (2019)	405	6.	Aubrey Ezell (2015)	47	6.	Darian Dozier (2013)	115
7.	Ivana Kujundzic (2008)	401	7.	Shonda Cole (2006)	47	7.	Niece Curry (2002)	114
8.	Shonda Cole (2004)	379	8.	Megan Laughlin (2007)	42	8.	Claire Edwards (2019)	110
9.	Mikayla Shields (2018)	362	9.	Lynae Vanden Hull (2003)	42	9.	Nicole Miller (2004)	106
10.	Juliette Thévenin (2010)	350	10.	Mikayla Shields (2019)	42	10.	Nicole Miller (2005)	105

KILLS PER SET (Min. 75 Sets)			ACES PER SET (Min. 75 Sets)			BLOCKS PER SET (Min. 75 Sets)		
#	Name (Year)	(K-SP) K/S	#	Name (Year)	(A-SP) A/S	#	Name (Year)	(B-SP) B/S
1.	Shonda Cole (2006)	(703-122) 5.76	1.	Aubrey Ezell (2018)	(75-112) 0.67	1.	Lauren Ford (2004)	(118-93) 1.27
2.	Juliette Thévenin (2013)	(466-102) 4.57	2.	Cally Plummer (2002)	(50-88) 0.57	2.	Belita Salters (2007)	(128-106) 1.21
3.	Juliette Thévenin (2012)	(453-105) 4.31	3.	Cally Plummer (2001)	(50-92) 0.54	3.	Darian Dozier (2014)	(141-120) 1.17
4.	Shonda Cole (2005)	(414-99) 4.18	4.	Megan Hosp (2002)	(53-99) 0.54	4.	Mikayla Robinson (2019)	(132-113) 1.17
5.	Shonda Cole (2004)	(379-94) 4.03	5.	Aubrey Ezell (2017)	(49-116) 0.42	5.	Niece Curry (2002)	(114-99) 1.15
6.	Mikayla Shields (2017)	(429-116) 3.70	6.	Aubrey Ezell (2015)	(47-114) 0.41	6.	Nicole Miller (2005)	(105-93) 1.13
7.	Cally Plummer (2001)	(339-92) 3.68	7.	Megan Laughlin (2007)	(42-106) 0.40	7.	Nicole Miller (2004)	(106-96) 1.10
8.	Juliette Thévenin (2011)	(321-88) 3.65	8.	Lynae Vanden Hull (2003)	(42-107) 0.39	8.	Berna Dwyer (2002)	(102-93) 1.10
9.	Juliette Thévenin (2010)	(350-96) 3.65	9.	Aubrey Ezell (2016)	(41-106) 0.39	9.	Jacqy Angermiller (2013)	(83-77) 1.08
10.	Ivana Kujundzic (2008)	(401-111) 3.61	10.	Shonda Cole (2006)	(47-122) 0.39	10.	Darian Dozier (2013)	(115-108) 1.06

ATTACKS			DIGS			POINTS		
#	Name (Year)	Attacks	#	Name (Year)	Digs	#	Name (Year)	K-SA-BS-BA Points
1.	Shonda Cole (2006)	1,541	1.	Mikaela Christiaansen (2014)	535	1.	Shonda Cole (2006)	703-47-15-76 803.0
2.	Juliette Thévenin (2013)	1,173	2.	Aubrey Ezell (2017)	527	2.	Juliette Thévenin (2013)	466-16-1-36 501.0
3.	Juliette Thévenin (2012)	1,073	3.	Hannah Lawing (2010)	523	3.	Mikayla Shields (2017)	429-2-7-58 495.0
4.	Ivana Kujundzic (2008)	1,051	4.	Sarah Cline (2009)	498	4.	Juliette Thévenin (2012)	453-15-13-24 493.0
5.	Mikayla Shields (2017)	1,045	5.	Paige Wheeler (2011)	475	5.	Mikayla Shields (2019)	379-40-7-59 484.5
6.	Koko Atoa-Williams (2014)	991	6.	Addie Bryant (2019)	434	6.	Shonda Cole (2005)	414-8-13-72 471.0
7.	Shonda Cole (2004)	976	7.	Paige Wheeler (2012)	414	7.	Ivana Kujundzic (2008)	401-35-15-35 468.5
8.	Dessaa Legros (2015)	973	8.	Aubrey Ezell (2018)	406	8.	Shonda Cole (2004)	379-26-7-74 449.0
9.	Shonda Cole (2005)	957	9.	Mikaela Christiaansen (2013)	386	9.	Mikayla Shields (2018)	362-29-9-51 425.5
10.	Ivana Kujundzic (2007)	954	10.	Alexcis Thomson (2006)	385	10.	Niece Curry (2002)	335-25-15-99 424.5

HITTING PERCENTAGE (Min. 450 Attacks)			DIGS PER SET (Min. 75 Sets)			POINTS PER SET (Min. 75 Sets)		
#	Name (Year)	(K-E-A) Pct.	#	Name (Year)	(D-SP) D/S	#	Name (Year)	(PT-SP) P/S
1.	Niece Curry (2002)	(335-69-658) .404	1.	Hannah Lawing (2010)	(523-107) 4.89	1.	Shonda Cole (2006)	(803.0-122) 6.58
2.	Belita Salters (2008)	(338-80-664) .389	2.	Sarah Cline (2009)	(498-109) 4.57	2.	Juliette Thévenin (2013)	(501.0-102) 4.91
3.	Berna Dwyer (2002)	(299-81-615) .354	3.	Paige Wheeler (2011)	(475-104) 4.57	3.	Shonda Cole (2004)	(449.0-94) 4.78
4.	Mikayla Robinson (2019)	(277-86-566) .337	4.	Aubrey Ezell (2017)	(527-116) 4.54	4.	Shonda Cole (2005)	(471.0-99) 4.76
5.	Belita Salters (2007)	(306-89-657) .330	5.	Mikaela Christiaansen (2014)	(535-123) 4.35	5.	Juliette Thévenin (2012)	(493.0-105) 4.70
6.	Mikayla Shields (2019)	(405-108-938) .317	6.	Paige Wheeler (2012)	(414-106) 3.91	6.	Cally Plummer (2001)	(414.0-92) 4.50
7.	Darian Dozier (2015)	(247-71-561) .314	7.	Sarah Cline (2008)	(384-100) 3.84	7.	Niece Curry (2002)	(424.5-99) 4.29
8.	Megan Laughlin (2008)	(256-81-568) .301	8.	Addie Bryant (2019)	(434-114) 3.81	8.	Cally Plummer (2002)	(376.0-88) 4.27
9.	Mikayla Shields (2016)	(341-108-757) .308	9.	Sarah Cline (2007)	(384-98) 3.76	9.	Mikayla Shields (2017)	(495.0-116) 4.27
10.	Mikayla Robinson (2017)	(260-95-542) .304	10.	Aubrey Ezell (2018)	(406-112) 3.62	10.	Mikayla Shields (2019)	(455.5-106) 4.25

ASSISTS			SOLO BLOCKS			SETS PLAYED		
#	Name (Year)	Assists	#	Name (Year)	Solo Blocks	#	Name (Year)	Sets
1.	Megan Hosp (2002)	1,218	1.	Belita Salters (2007)	33	1.	Mikaela Christiaansen (2014)	123
2.	Aubrey Ezell (2015)	1,167	2.	Mikayla Robinson (2019)	26	2.	Alexcis Thomson (2006)	
3.	Courtney Koehler (2017)	1,123	3.	Megan Laughlin (2007)	23	3.	Dinelia Concepcion (2006)	122
4.	Courtney Koehler (2018)	1,121	4.	Mikayla Robinson (2018)	23	4.	Shonda Cole (2006)	
5.	Bridget Denson-Dorman (2008)	1,120	5.	Darian Dozier (2015)	18	5.	Koko Atoa-Williams (2014)	121
6.	Megan Hosp (2001)	1,113	6.	Nicole Miller (2005)	17	6.	Darian Dozier (2014)	120
7.	Courtney Koehler (2019)	1,031	7.	Mikayla Shields (2017)	17	7.	Mikayla Shields (2017)	116
8.	Iris Santos (2006)	978	8.	Mikayla Robinson (2017)	17	8.	Courtney Koehler (2017)	116
9.	Taylor Bruns (2011)	971	9.	Claire Edwards (2017)	16	9.	Aubrey Ezell (2017)	116
10.	Taylor Bruns (2012)	953	10.	Five tied with	15	10.	Kellie McNeil (2014)	115

ASSISTS PER SET (Min. 75 Sets)			BLOCK ASSISTS		
#	Name (Year)	(A-SP) A/S	#	Name (Year)	Block Assists
1.	Megan Hosp (2002)	(1,218-99) 12.30	1.	Darian Dozier (2014)	127
2.	Megan Hosp (2001)	(1,113-92) 12.10	2.	Darian Dozier (2013)	107
3.	Iris Santos (2006)	(978-86) 11.37	3.	Lauren Ford (2004)	107
4.	Bridget Denson-Dorman (2008)	(1,120-106) 10.57	4.	Mikayla Robinson (2019)	106
5.	Aubrey Ezell (2015)	(1,167-114) 10.24	5.	Mikayla Robinson (2017)	104
6.	Kellie McNeil (2013)	(834-82) 10.17	6.	Niece Curry (2002)	99
7.	Courtney Koehler (2018)	(1,121-112) 10.01	7.	Claire Edwards (2019)	98
8.	Courtney Koehler (2017)	(1,123-116) 9.68	8.	Belita Salters (2007)	95
9.	Taylor Bruns (2011)	(971-102) 9.52	9.	Nicole Miller (2004)	95
10.	Taylor Bruns (2012)	(953-102) 9.34	10.	Belita Salters (2006)	90

* From 2001-2007, sets went to 30 points instead of 25
Current season stats in *italics*

SINGLE-SEASON SEC-ONLY RECORDS - RALLY SCORING ERA (SINCE 2001)*

KILLS

#	Name (Year)	Kills
1.	Shonda Cole (2006)	495
2.	Juliette Thevenin (2012)	295
3.	Kyla Manning (2020-21)	273*
4.	Ivana Kujundzic (2008)	264
5.	Mikayla Shields (2017)	263
	Ivana Kujundzic (2007)	263
7.	Riley Whitesides (2020-21)	261*
8.	Juliette Thevenin (2010)	255
9.	Shonda Cole (2005)	241
10.	Mikayla Shields (2019)	229

KILLS PER SET (Min. 50 Sets)

#	Name (Year)	(K-SP) K/S
1.	Shonda Cole (2006)	(435-70) 5.95
2.	Juliette Thevenin (2012)	(295-67) 4.40
3.	Juliette Thevenin (2013)	(222-53) 4.19
4.	Shonda Cole (2005)	(241-62) 3.89
5.	Shonda Cole (2004)	(207-54) 3.83
6.	Mikayla Shields (2019)	(229-61) 3.75
7.	Mikayla Shields (2017)	(263-72) 3.65
8.	Juliette Thevenin (2010)	(255-71) 3.59
9.	Ivana Kujundzic (2008)	(264-74) 3.57
10.	Ivana Kujundzic (2007)	(263-76) 3.46

ATTACKS

#	Name (Year)	Attacks
1.	Shonda Cole (2006)	1,041
2.	Kyla Manning (2020-21)	769*
3.	Juliette Thevenin (2012)	731
4.	Ivana Kujundzic (2007)	728
5.	Ivana Kujundzic (2008)	714
6.	Mikayla Shields (2017)	684
7.	Juliette Thevenin (2010)	679
8.	Riley Whitesides (2020-21)	677*
9.	Koko Atoa-Williams (2014)	594
10.	Juliette Thevenin (2013)	592

HITTING PERCENTAGE (Min. 300 Attacks)

#	Name (Year)	(K-E-A) Pct.
1.	Niece Curry (2002)	(181-34-350) .420
2.	Berna Dwyer (2002)	165-40-328) .381
3.	Belita Salters (2008)	(223-57-447) .371
4.	Mikayla Shields (2019)	(229-53-516) .341
5.	Mikayla Robinson (2020-21)	(207-65-428) .332
6.	Sam Alban (2002)	(150-29-306) .330
7.	Mikayla Robinson (2019)	(147-45-315) .324
8.	Belita Salters (2007)	(224-67-489) .321
9.	Darian Dozier (2015)	(84-34-329) .313
10.	Mikayla Robinson (2018)	(148-49-328) .302

ASSISTS

#	Name (Year)	Assists
1.	Bridget Denson-Dorman (2008)	785
2.	Courtney Koehler (2017)	706
3.	Aubrey Ezell (2015)	677
4.	Courtney Koehler (2018)	675
5.	Megan Hosp (2002)	650
6.	Mallory Dixon (2020-21)	634*
7.	Taylor Bruns (2012)	616
8.	Taylor Bruns (2011)	599
9.	Courtney Koehler (2019)	582
10.	Bridget Denson-Dorman (2009)	533

ASSISTS PER SET (Min. 50 Sets)

#	Name (Year)	(A-SP) A/S
1.	Megan Hosp (2002)	(650-53) 12.26
2.	Bridget Denson-Dorman (2008)	(785-73) 10.75
3.	Aubrey Ezell (2015)	(677-67) 10.10
4.	Courtney Koehler (2018)	(675-68) 9.93
5.	Courtney Koehler (2017)	(706-72) 9.81
6.	Taylor Bruns (2012)	(616-64) 9.62
7.	Katelyn Panzau (2003)	(490-51) 9.61
8.	Courtney Koehler (2019)	(582-61) 9.54
9.	Katelyn Panzau (2004)	(499-56) 8.91
10.	Taylor Bruns (2011)	(599-69) 8.68

SERVICE ACES

#	Name (Year)	Aces
1.	Aubrey Ezell (2015)	37
2.	Aubrey Ezell (2018)	35
3.	Megan Hosp (2002)	34
4.	Cally Plummer (2002)	32
5.	Shonda Cole (2006)	29
6.	Camilla Covas (2020-21)	27*
7.	Mallory Dixon (2020-21)	26*
8.	Megan Laughlin (2007)	25
	Mikayla Shields (2019)	25
10.	Aubrey Ezell (2017)	24
	Lynae Vanden Hull (2003)	24
	Kyla Manning (2020-21)	24*

ACES PER SET (Min. 50 Sets)

#	Name (Year)	(A-SP) A/S
1.	Megan Hosp (2002)	(34-53) 0.64
2.	Aubrey Ezell (2015)	(37-67) 0.55
3.	Aubrey Ezell (2018)	(35-68) 0.51
4.	Lynae Vanden Hull (2003)	(24-55) 0.44
5.	Mikayla Shields (2019)	(25-61) 0.41
6.	Shonda Cole (2006)	(29-70) 0.38
7.	Camilla Covas (2020-21)	(27-74) 0.36
8.	Megan Laughlin (2007)	(25-76) 0.33
	Aubrey Ezell (2017)	(24-72) 0.33
10.	Lynae Vanden Hull (2004)	(16-50) 0.32

DIGS

#	Name (Year)	Digs
1.	Mikaela Christiaansen (2014)	337
2.	Aubrey Ezell (2017)	332
3.	Hannah Lawing (2010)	330
4.	Paige Wheeler (2011)	309
5.	Sarah Cline (2009)	303
6.	Sarah Cline (2008)	290
7.	Sarah Cline (2007)	263
	Addie Bryant (2019)	263
8.	Alexcis Thomson (2006)	249
9.	Paige Wheeler (2012)	248
10.	Aubrey Ezell (2018)	240

DIGS PER SET (Min. 50 Sets)

#	Name (Year)	(D-SP) D/S
1.	Hannah Lawing (2010)	(330-71) 4.65
2.	Aubrey Ezell (2017)	(332-72) 4.61
3.	Mikaela Christiaansen (2014)	(337-76) 4.43
4.	Paige Wheeler (2011)	(309-70) 4.41
5.	Sarah Cline (2009)	(303-70) 4.33
6.	Addie Bryant (2019)	(263-61) 4.31
7.	Sarah Cline (2008)	(290-74) 3.92
8.	Sarah Cline (2007)	(263-68) 3.87
9.	Yajaira Cadet (2002)	(200-52) 3.85
10.	Paige Wheeler (2012)	(248-67) 3.70

SOLO BLOCKS

#	Name (Year)	Solo Blocks
1.	Mikayla Robinson (2019)	18
2.	Belita Salters (2007)	17
3.	Mikayla Robinson (2018)	15
	Ellie Ruprich (2020-21)	15*
	Mikayla Robinson (2020-21)	15*
6.	Mikayla Robinson (2017)	12
	Darian Dozier (2015)	12
8.	Claire Edwards (2017)	11
	Juliette Thevenin (2012)	11
	Megan Laughlin (2007)	11

BLOCK ASSISTS

#	Name (Year)	Block Assists
1.	Mikayla Robinson (2019)	78
2.	Belita Salters (2007)	77
3.	Ivana Kujundzic (2006)	72
4.	Ellie Ruprich (2020-21)	69*
5.	Mikayla Robinson (2017)	67
	Lauren Ford (2004)	67
7.	Darian Dozier (2014)	66
8.	Nicole Miller (2004)	59
9.	Mikayla Robinson (2020-21)	55*
10.	Belita Salters (2006)	54
	Nicole Miller (2005)	54

TOTAL BLOCKS

#	Name (Year)	Total Blocks
1.	Mikayla Robinson (2019)	96
2.	Belita Salters (2007)	94
3.	Ellie Ruprich (2020-21)	84*
4.	Mikayla Robinson (2017)	79
5.	Ivana Kujundzic (2006)	76
6.	Lauren Ford (2004)	75
7.	Darian Dozier (2014)	74
8.	Mikayla Robinson (2020-21)	70*
9.	Nicole Miller (2004)	65
10.	Darian Dozier (2015)	64

BLOCKS PER SET (Min. 50 Sets)

#	Name (Year)	(B-SP) B/S
1.	Mikayla Robinson (2019)	(96-60) 1.57
2.	Lauren Ford (2004)	(76-56) 1.34
3.	Belita Salters (2007)	(94-76) 1.24
4.	Niece Curry (2002)	(63-53) 1.19
5.	Nicole Miller (2004)	(65-56) 1.16
6.	Mikayla Robinson (2017)	(79-72) 1.10
	Darian Dozier (2015)	(64-58) 1.10
	Berna Dwyer (2002)	(55-50) 1.10
9.	Nicole Miller (2005)	(61-56) 1.09
10.	Ivana Kujundzic (2006)	(76-71) 1.07

POINTS

#	Name (Year)	K-SA-BS-BA	Points
1.	Shonda Cole (2006)	435-29-8-45	494.5
2.	Juliette Thevenin (2012)	295-10-11-12	322.0
3.	Kyla Manning (2020-21)	273-24-6-21	313.5*
4.	Ivana Kujundzic (2008)	264-23-7-27	307.5
5.	Mikayla Shields (2017)	263-15-8-33	302.5
6.	Ivana Kujundzic (2007)	263-15-4-29	296.5
7.	Riley Whitesides (2020-21)	261-11-5-32	293.0*
8.	Juliette Thevenin (2010)	255-22-5-18	291.0
9.	Belita Salters (2007)	224-0-17-77	279.5
10.	Mikayla Shields (2019)	229-25-5-39	278.5

POINTS PER SET (Min. 50 Sets)

#	Name (Year)	(PT-SP) P/S
1.	Shonda Cole (2006)	(494.5-77) 6.42
2.	Juliette Thevenin (2012)	(322.0-67) 4.81
3.	Shonda Cole (2004)	(248.0-54) 4.59
4.	Mikayla Shields (2019)	(278.5-61) 4.57
5.	Juliette Thevenin (2013)	(241.0-53) 4.55
6.	Shonda Cole (2005)	(276.0-62) 4.45
7.	Niece Curry (2002)	(230.5-53) 4.35
8.	Mikayla Shields (2017)	(302.5-72) 4.20
9.	Berna Dwyer (2002)	(209.5-50) 4.19
10.	Ivana Kujundzic (2008)	(307.5-74) 4.16

*NOTE: From 2001 to 2007, sets went to 30 points instead of 25.

2002-2005, the SEC season was 16 matches

2006-2012, the SEC season was 20 matches

2013-Present, the SEC season is 18 matches

* THE 2020-21 SEC HELD A CONFERENCE-ONLY, 24-GAME SCHEDULE DUE TO THE COVID-19 PANDEMIC.

Current season stats in *italics*

CAREER RECORDS - OVERALL

KILLS

#	Name (Years)	Kills
1.	Lori Rowe (1983-86)	1,855
2.	Shonda Cole (2003-06)	1,775
3.	Juliette Thévenin (2010-13)	1,590
4.	Mikayla Shields (2016-)	1,537
5.	Cally Plummer (1998-02)	1,295
6.	Heather Larkin (1994-97)	1,293
7.	Amy Iannocari (1991-94)	1,231
8.	Kim DeNeve (1986-89)	1,179
9.	Ivana Kujundzic (2006-09)	1,133
10.	Berna Dwyer (1999-02)	1,107

KILLS PER SET (Min. 500 Kills)

#	Name (Years)	(K-SP) K/S
1.	Shonda Cole (2003-06)	(1,775-417) 4.26
2.	Juliette Thévenin (2010-13)	(1,590-391) 4.07
3.	Lori Rowe (1983-86)	(1,855-507) 3.66
4.	Kori Ermigarat (1994-95)	(842-233) 3.61
5.	Mikayla Shields (2016-)	(1,537-447) 3.44
6.	Cally Plummer (1998-02)	(1,295-378) 3.42
7.	Heather Larkin (1994-97)	(1,293-395) 3.27
8.	Crystal Moore (1997-99)	(754-240) 3.14
9.	Kim DeNeve (1986-89)	(1,179-381) 3.09
10.	Berna Dwyer (1999-02)	(1,107-366) 3.02

ATTACKS

#	Name (Years)	Attacks
1.	Shonda Cole (2003-06)	4,181
2.	Juliette Thévenin (2010-13)	4,076
3.	Lori Rowe (1983-86)	3,874
4.	Mikayla Shields (2016-)	3,645
5.	Amy Iannocari (1991-94)	3,487
6.	Cally Plummer (1998-02)	3,165
7.	Ivana Kujundzic (2006-09)	3,047
8.	Heather Larkin (1994-97)	2,958
9.	Caryn Case (1988-91)	2,936
10.	Lora Myers (1987-90)	2,825

HITTING PERCENTAGE (Min. 1,000 Attacks)

#	Name (Years)	(K-E-A) Pct.
1.	Lori Rowe (1983-86)	(1,855-298-3,874) .402
2.	Ashley Edlund (1995-98)	(517-92-1,200) .354
3.	Niece Curry (2001-03)	(704-213-1,495) .328
4.	Mikayla Robinson (2017-)	(1,034-344-2159) .324
5.	Belita Salters (2005-08)	(892-299-1,903) .312
6.	Libby Ralston (1989-92)	(699-225-1,572) .302
7.	Mikayla Shields (2016-)	(1,537-461-3,645) .295
8.	Sam Alban (1999-02)	(844-316-1,877) .281
9.	Heather Larkin (1994-97)	(1,293-463-2,958) .281
10.	S. Pflughaupt (1986-89)	(1,093-432-2,413) .274

ASSISTS

#	Name (Years)	Assists
1.	Ashley Edlund (1995-98)	5,177
2.	Megan Hosp (1999-02)	4,689
3.	Tammy Correll (1987-90)	4,563
4.	Courtney Koehler (2016-)	3,663
5.	Julie Morrison (1984-87)	3,602
6.	Jodi Thompson (1991-94)	3,237
7.	Taylor Bruns (2009-12)	2,858
8.	Shellie Higgins (1983-84)	2,544
9.	Kelly Morrow (1993-96)	2,136
10.	Aubrey Ezell (2015-18)	2,082

ASSISTS PER SET (Min. 500 Assists)

#	Name (Years)	(A-SP) A/S
1.	Megan Hosp (1999-02)	(4,689-387) 12.12
2.	Ashley Edlund (1995-98)	(5,177-430) 12.04
3.	Tammy Correll (1987-90)	(4,563-447) 10.21
4.	Shellie Higgins (1983-84)	(2,544-254) 10.02
5.	Katelyn Panzau (2003-04)	(1,857-194) 9.57
6.	B. Denson-Dorman (2008-09)	(2,044-215) 9.51
7.	Julie Morrison (1984-87)	(3,602-385) 9.36
8.	Courtney Koehler (2016-)	(3,663-439) 8.34
9.	Taylor Bruns (2009-12)	(2,858-377) 7.58
10.	Jodi Thompson (1991-94)	(3,237-495) 6.54

SERVICE ACES

#	Name (Years)	Aces
1.	Cally Plummer (1998-02)	233
2.	Teri Montoya (1983-84)	214
3.	Aubrey Ezell (2015-18)	212
4.	Tammy Correll (1987-90)	190
5.	Lori Rowe (1983-86)	186
6.	Jodi Thompson (1991-94)	162
7.	Megan Hosp (1999-02)	132
8.	Ashley Edlund (1995-98)	130
9.	Kim Brown (1983-84)	129
10.	Colleen McKenzie (1985-88)	119

ACES PER SET (Min. 75 Aces)

#	Name (Years)	(A-SP) A/S
1.	Teri Montoya (1983-84)	(214-254) 0.84
2.	Cally Plummer (1998-02)	(233-378) 0.62
3.	Kim Brown (1983-84)	(129-254) 0.51
4.	Aubrey Ezell (2015-18)	(212-448) 0.47
5.	Shellie Higgins (1983-84)	(116-254) 0.46
6.	Tammy Correll (1987-90)	(190-447) 0.43
7.	Lori Rowe (1983-86)	(186-507) 0.37
8.	Crystal Moore (1997-99)	(82-240) 0.34
9.	Megan Hosp (1999-02)	(132-387) 0.34
10.	Jodi Thompson (1991-94)	(162-495) 0.33

DIGS

#	Name (Years)	Digs
1.	Sarah Cline (2006-09)	1,464
2.	Diane Denton (1985-88)	1,462
3.	Aubrey Ezell (2015-18)	1,460
4.	Hannah Lawing (2007-10)	1,334
5.	Jodi Thompson (1991-94)	1,332
6.	Amy Iannocari (1991-94)	1,196
7.	Ashley Edlund (1995-98)	1,160
8.	Megan Hosp (1999-02)	1,079
9.	Shani Abshier (1994-97)	1,049
10.	Juliette Thévenin (2010-13)	1,012

DIGS PER SET (Min. 500 Digs)

#	Name (Years)	(D-SP) D/S
1.	Fernanda Laires (1996-97)	(839-208) 4.03
2.	Mikaela Christiaansen (2013-14)	(921-231) 3.99
3.	Kori Ermigarat (1994-95)	(920-233) 3.95
4.	Paige Wheeler (2010-12)	(1,001-280) 3.58
5.	Sarah Cline (2006-09)	(1,464-422) 3.47
6.	Hannah Lawing (2007-10)	(1,334-398) 3.35
7.	Aubrey Ezell (2015-18)	(1,448-445) 3.26
8.	Crystal Moore (1997-99)	(765-240) 3.19
9.	Diane Denton (1985-88)	(1,462-477) 3.06
10.	Katie Gerst (1992-94)	(986-334) 2.95

SOLO BLOCKS

#	Name (Years)	Solo Blocks
1.	Stephanie Pflughaupt (1986-89)	264
2.	Lori Rowe (1983-86)	191
3.	Amy Collinsworth (1990-93)	117
4.	Libby Ralston (1989-92)	110
5.	Mikayla Robinson (2017-)	90
6.	Jennifer Guess (1990-93)	79
7.	Heather Larkin (1994-97)	74
8.	Belita Salters (2005-08)	65
9.	Lorri Anderson (1984-85)	62
10.	Toni Venturini (1984-85)	49

BLOCK ASSISTS

#	Name (Years)	Block Assists
1.	Stephanie Pflughaupt (1986-89)	461
2.	Lori Rowe (1983-86)	450
3.	Darian Dozier (2012-15)	380
4.	Mikayla Robinson (2017-)	360
5.	Amy Collinsworth (1990-93)	358
6.	Heather Larkin (1994-97)	344
7.	Jennifer Guess (1990-93)	328
8.	Lori Drost (1994-97)	306
9.	Belita Salters (2005-08)	305
10.	Sam Alban (1999-02)	285

TOTAL BLOCKS

#	Name (Years)	Total Blocks
1.	Stephanie Pflughaupt (1986-89)	725
2.	Lori Rowe (1983-86)	641
3.	Amy Collinsworth (1990-93)	475
4.	Mikayla Robinson (2017-)	450
5.	Darian Dozier (2012-15)	427
6.	Heather Larkin (1994-97)	418
7.	Jennifer Guess (1990-93)	407
8.	Libby Ralston (1989-92)	383
9.	Belita Salters (2005-08)	370
10.	Lori Drost (1994-97)	349

BLOCKS PER SET (Min. 150 Blocks)

#	Name (Years)	(B-SP) B/S
1.	Stephanie Pflughaupt (1986-89)	(725-455) 1.59
2.	Dee Dee Fortman (1995-97)	(248-196) 1.27
3.	Lori Rowe (1983-86)	(641-507) 1.26
4.	Sue Little (1983)	(162-131) 1.24
5.	Libby Ralston (1989-92)	(383-310) 1.24
6.	Danika Taylor (1998-99)	(238-206) 1.16
7.	Lauren Ford (2003-05)	(280-251) 1.12
8.	Heather Larkin (1994-97)	(418-395) 1.06
9.	Amy Collinsworth (1990-93)	(475-450) 1.06
10.	Lorri Anderson (1984-85)	(186-178) 1.05

POINTS

#	Name (Years)	Points
1.	Lori Rowe (1983-86)	2,457.0
2.	Shonda Cole (2003-06)	2,029.0
3.	Mikayla Shields (2016-)	1,791.5
4.	Juliette Thévenin (2010-13)	1,744.5
5.	Cally Plummer (1998-2002)	1,681.0
6.	Stephanie Pflughaupt (1986-89)	1,679.5
7.	Heather Larkin (1994-97)	1,636.0
8.	Kim DeNeve (1986-89)	1,401.5
9.	Berna Dwyer (1999-2002)	1,399.0
10.	Amy Iannocari (1991-94)	1,386.5

POINTS PER SET (Min. 750 Points)

#	Name (Years)	(P-SP) P/S
1.	Shonda Cole (2003-06)	(2,029.0-417) 4.87
2.	Lori Rowe (1983-86)	(2,457.0-507) 4.85
3.	Juliette Thévenin (2010-13)	(1,744.5-391) 4.46
4.	Cally Plummer (1998-2002)	(1,681.0-378) 4.44
5.	Heather Larkin (1994-97)	(1,636.0-395) 4.14
6.	Kori Ermigarat (1994-95)	(946.5-233) 4.06
7.	Mikayla Shields (2016-)	(1,791.5-447) 4.01
8.	Berna Dwyer (1999-2002)	(1,399.0-366) 3.82
9.	Crystal Moore (1997-99)	(892.5-240) 3.72
10.	S. Pflughaupt (1986-89)	(1,679.5-455) 3.69

NOTE: Box scores are only available from 1993 to the present. Limited records prior to 1993 were also used to compile records.

CAREER RECORDS - RALLY SCORING ERA (SINCE 2001)*

KILLS

#	Name (Years)	Kills
1.	Shonda Cole (2003-06)	1,775
2.	Juliette Thévenin (2010-13)	1,590
3.	Mikayla Shields (2016-19)	1,537
4.	Ivana Kujundzic (2006-09)	1,133
5.	Mikayla Robinson (2017-)	1,043
6.	Megan Laughlin (2007-10)	1,021
7.	Belita Salters (2004-08)	892
8.	Darian Dozier (2012-15)	808
9.	Dessaa Legros (2013-16)	798
10.	Sarah Blomgren (2012-15)	785

KILLS PER SET (Min. 200 Sets Played)

#	Name (Years)	K/S
1.	Shonda Cole (2003-06)	4.26
2.	Juliette Thévenin (2010-13)	4.07
3.	Mikayla Shields (2016-19)	3.44
4.	Ivana Kujundzic (2006-09)	2.91
5.	Marija Milosevic (2005-06)	2.64
6.	Megan Laughlin (2007-10)	2.59
7.	Dessaa Legros (2013-16)	2.49
8.	Belita Salters (2004-08)	2.45
9.	Lynae Vanden Hull (2002-06)	2.43
10.	Lauren Ford (2003-05)	2.37

ATTACKS

#	Name (Years)	Attacks
1.	Shonda Cole (2003-06)	4,181
2.	Juliette Thévenin (2010-13)	4,076
3.	Mikayla Shields (2016-19)	3,645
4.	Ivana Kujundzic (2006-09)	3,047
5.	Megan Laughlin (2007-10)	2,556
6.	Koko Atoa-Williams (2013-16)	2,436
7.	Dessaa Legros (2013-16)	2,293
8.	Hannah Lawing (2007-10)	2,232
9.	Mikayla Robinson (2017-)	2,159
10.	Sarah Morgan (2002-05)	2,067

HITTING PERCENTAGE (Min. 1,000 Attacks)

#	Name (Years)	(K-E-A) Pct.
1.	Niece Curry (2001-03)	(704-213-1,495) .328
2.	Mikayla Robinson (2017-)	(1,034-344-2,159) .324
3.	Belita Salters (2005-08)	(892-299-1,903) .312
4.	Mikayla Shields (2016-19)	(1,537-461-3,645) .295
5.	Darian Dozier (2012-15)	(808-274-1,984) .269
6.	Claire Edwards (2016-19)	(629-235-1,538) .256
7.	Cara Howley (2010-12)	(479-191-1,123) .256
8.	Megan Laughlin (2007-10)	(1,021-381-2,556) .250
9.	Lauren Ford (2003-05)	(596-260-1,349) .249
10.	Juliette Thévenin (2010-13)	(1,590-575-4,076) .249

ASSISTS

#	Name (Years)	Assists
1.	Courtney Koehler (2016-19)	3,663
2.	Taylor Bruns (2009-12)	2,858
3.	Aubrey Ezell (2015-18)	2,082
4.	Bridget Denson-Dorman (2008-09)	2,044
5.	Iris Santos (2003-06)	2,040
6.	Katelyn Panzau (2003-04)	1,857
7.	Kellie McNeil (2013-14)	1,535
8.	Petra Lorenzi (2005-08)	1,248
9.	Jordan Bradosky (2007-10)	1,039
10.	Mallory Dixon (2020-)	768

ASSISTS PER SET (Min. 200 Sets Played)

#	Name (Years)	A/S
1.	B. Denson-Dorman (2008-09)	9.51
2.	Courtney Koehler (2016-19)	8.34
3.	Taylor Bruns (2009-12)	7.58
4.	Iris Santos (2003-06)	5.51
5.	Aubrey Ezell (2015-18)	4.65
6.	Petra Lorenzi (2005-08)	4.07
7.	Jordan Bradosky (2007-10)	3.78

SERVICE ACES

#	Name (Years)	Aces
1.	Aubrey Ezell (2015-18)	212
2.	Mikayla Shields (2016-19)	99
3.	Ivana Kujundzic (2006-09)	96
4.	Megan Laughlin (2007-10)	95
5.	Lynae Vanden Hull (2002-06)	94
6.	Iris Santos (2003-06)	87
7.	Sarah Morgan (2002-05)	86
8.	Taylor Bruns (2009-12)	85
9.	Shonda Cole (2003-06)	81
10.	Juliette Thévenin (2010-13)	77

ACES PER SET (Min. 200 Sets Played)

#	Name (Years)	A/S
1.	Aubrey Ezell (2015-18)	0.47
2.	Lynae Vanden Hull (2002-06)	0.31
3.	Ivana Kujundzic (2006-09)	0.25
4.	Megan Laughlin (2007-10)	0.24
5.	Iris Santos (2003-06)	0.24
6.	Taylor Bruns (2009-12)	0.23
7.	Marija Milosevic (2005-06)	0.22
8.	Lauren Ford (2003-05)	0.22
9.	Sarah Morgan (2002-05)	0.22
10.	Mikayla Shields (2016-)	0.22
10.	Cara Howley (2010-12)	0.21

DIGS

#	Name (Years)	Digs
1.	Sarah Cline (2006-09)	1,464
2.	Aubrey Ezell (2015-18)	1,460
3.	Hannah Lawing (2007-10)	1,334
4.	Juliette Thévenin (2010-13)	1,012
5.	Paige Wheeler (2010-12)	1,001
6.	Sarah Morgan (2002-05)	972
7.	Dinelia Concepcion (2005-08)	948
8.	Mikaela Christiaansen (2013-14)	921
9.	Megan Kirkland (2013-16)	918
10.	Mikayla Shields (2016-)	909

DIGS PER SET (Min. 200 Sets Played)

#	Name (Years)	D/S
1.	M. Christiaansen (2013-14)	3.99
2.	Paige Wheeler (2010-12)	3.58
3.	Sarah Cline (2006-09)	3.47
4.	Hannah Lawing (2007-10)	3.35
5.	Aubrey Ezell (2015-18)	3.26
6.	Addie Bryant (2018-19)	2.77
7.	Megan Kirkland (2013-16)	2.60
8.	Juliette Thévenin (2010-13)	2.59
9.	Dinelia Concepcion (2005-08)	2.53
10.	Bethanie Thomas (2011-12)	2.51

SOLO BLOCKS

#	Name (Years)	Solo Blocks
1.	Mikayla Robinson (2017-)	90
2.	Belita Salters (2005-08)	65
3.	Claire Edwards (2016-)	48
4.	Darian Dozier (2012-2015)	47
5.	Megan Laughlin (2007-10)	46
6.	Shonda Cole (2003-06)	41
7.	Mikayla Shields (2016-19)	38
8.	Nicole Miller (2002-05)	37
9.	Jacqy Angermiller (2013-16)	36
10.	Teresa Stenlund (2008-11)	32

BLOCK ASSISTS

#	Name (Years)	Block Assists
1.	Darian Dozier (2012-15)	380
2.	Mikayla Robinson (2017-)	360
3.	Belita Salters (2005-08)	305
4.	Claire Edwards (2016-19)	268
5.	Shonda Cole (2003-06)	264
6.	Jacqy Angermiller (2013-16)	254
7.	Lauren Ford (2003-05)	250
8.	Nicole Miller (2002-05)	244
9.	Mikayla Shields (2016-)	235
10.	Megan Laughlin (2007-10)	183

TOTAL BLOCKS

#	Name (Years)	Total Blocks
1.	Mikayla Robinson (2017-)	450
2.	Darian Dozier (2012-Present)	427
3.	Belita Salters (2005-08)	370
4.	Claire Edwards (2016-19)	316
5.	Shonda Cole (2003-06)	305
6.	Jacqy Angermiller (2013-16)	290
7.	Nicole Miller (2002-05)	281
8.	Lauren Ford (2003-05)	280
9.	Mikayla Shields (2016-19)	273
10.	Megan Laughlin (2007-10)	229

BLOCKS PER SET (Min. 200 Sets Played)

#	Name (Years)	B/S
1.	Lauren Ford (2003-05)	1.12
2.	Belita Salters (2004-08)	1.02
3.	Mikayla Robinson (2017-)	1.01
4.	Darian Dozier (2012-15)	1.00
5.	Nicole Miller (2002-05)	0.91
6.	Jacqy Angermiller (2013-16)	0.90
7.	Claire Edwards (2016-19)	0.82
8.	Shonda Cole (2003-06)	0.73
9.	Teresa Stenlund (2008-11)	0.63
10.	Mikayla Shields (2016-19)	0.61

POINTS

#	Name (Years)	Points
1.	Shonda Cole (2003-06)	2,029.0
2.	Mikayla Shields (2016-19)	1,791.5
3.	Juliette Thévenin (2010-13)	1,744.5
4.	Ivana Kujundzic (2006-09)	1,345.0
5.	Mikayla Robinson (2017-)	1,313.0
6.	Megan Laughlin (2007-10)	1,253.5
7.	Belita Salters (2004-08)	1,120.5
8.	Darian Dozier (2012-15)	1,065.0
9.	Lynae Vanden Hull (2002-06)	926.5
10.	Sarah Blomgren (2012-15)	891.0

POINTS PER SET (Min. 200 Sets Played)

#	Name (Years)	P/S
1.	Shonda Cole (2003-06)	4.87
2.	Juliette Thévenin (2010-13)	4.46
3.	Mikayla Shields (2016-19)	4.01
4.	Ivana Kujundzic (2006-09)	3.46
5.	Lauren Ford (2003-05)	3.22
6.	Megan Laughlin (2007-10)	3.18
7.	Belita Salters (2004-08)	3.08
8.	Marija Milosevic (2005-06)	3.02
9.	Lynae Vanden Hull (2002-06)	3.02
10.	Mikayla Robinson (2017-)	2.94

MATCHES PLAYED

#	Name (Years)	Matches
1.	Darian Dozier (2012-15)	122
2.	Mikayla Shields (2017-19)	122
3.	Courtney Koehler (2017-19)	122
4.	Aubrey Ezell (2015-18)	121
5.	Sarah Cline (2006-09)	120
6.	Mikayla Robinson (2017-)	120
7.	Taylor Bruns (2009-12)	117
8.	Shonda Cole (2003-06)	116
9.	Claire Edwards (2016-19)	116
10.	Dinelia Concepcion (2005-08)	114
10.	Hannah Lawing (2007-10)	114

SETS PLAYED

#	Name (Years)	Sets
1.	Aubrey Ezell (2015-18)	448
2.	Mikayla Shields (2017-19)	447
3.	Mikayla Robinson (2017-)	444
4.	Courtney Koehler (2017-19)	439
5.	Darian Dozier (2012-15)	427
6.	Sarah Cline (2006-09)	422
7.	Shonda Cole (2003-06)	417
8.	Hannah Lawing (2007-10)	398
9.	Megan Laughlin (2007-10)	394
10.	Juliette Thévenin (2010-13)	391

*- Players listed have not played at all before 2001, when scoring changed from sideout to rally.
From 2001-07, sets went to 30 points instead of 25.



TOM MENDOZA || HEAD COACH

- Fastest Gamecock head coach to ever reach 50 wins, needing just 78 games
- Helped the Gamecocks reach the NCAA tournament in 2018 and 2019
- Previously led High Point to NCAA tournament berths in 2016 and 2017
- 2017 Big South Coach of the Year and AVCA Southeast Region Coach of the Year at High Point
- Worked for six seasons at Creighton, helping the Bluejays reach the NCAA tournament five times

Tom Mendoza was hired as South Carolina volleyball head coach in January of 2018 and already has made program history as the first Gamecock coach to lead the team to back-to-back NCAA tournament trips in their first two seasons at the helm. He earned his 50th win at South Carolina on Feb. 27, 2021 against No. 25 Missouri, making him the fastest Gamecock coach to reach 50 wins based on the available records, including a faster start than the two winningest coaches in program history - Kim Williams (226 wins) and Bonnie Kenny (171).

The quick success stems from the team's quick turnaround in SEC play; South Carolina has double-digit conference wins in each of Mendoza's first three seasons, the only other time that has happened in Gamecock history was from 2000-02 in Coach Williams' eighth, ninth and tenth seasons in Columbia.

Facing an unprecedented year in 2020-21, Mendoza guided the team to a 12-10 record in an abbreviated, SEC-only schedule due to the COVID-19 pandemic. The season was highlighted by the program's first national ranking since 2002 and wins over No. 4 Florida and No. 25 Missouri. Individually, Mikayla Robinson became the eighth member of the program to ever receive three All-SEC honors in a career and Riley Whitesides made the conference's All-Freshman team.

The team's 20 wins in 2019 are tied with Mendoza's 20-win team in 2018 for the most in a single season over the program's last decade of action, and the first back-to-back 20-win seasons since 2001-02. Carolina's 11 wins in SEC play were also the most since 2008. The team advanced to the second round of the tournament and earned win No. 20 after upsetting Colorado State - then ranked tenth in the country - in the opening round of action. It was the program's first win over a team ranked in the top-10 nationally since 2006. Individually, Mikayla Shields and Mikayla Robinson both earned All-SEC honors for the second year in a row; the Gamecocks hadn't had multiple student-athletes on the all-conference list in back-to-back seasons since 2002.

In his debut effort in the fall of 2018, he guided the team to its first NCAA tournament appearance in 16 years and an eight-win improvement from 2017. The Gamecocks jumped over 100 spots in the RPI rankings from year-to-year, and capped the season with a win over Colorado in the first round of the NCAA tournament, the team's fifth tournament win in 46 seasons. The team's 20 wins were the most since 2008. In SEC play, the team went from 5-13 to 10-8, its highest win total in a decade. In the postseason of year one, Mikayla Shields and Mikayla Robinson made the All-SEC team, and Shields made the AVCA's All-Region and Honorable Mention All-America teams.

Mendoza became the 13th head coach in Gamecock volleyball history on Jan. 3, 2018, coming to Columbia after two seasons as head coach at High Point University, where he led the Panthers to 47 wins and back-to-back NCAA tournament appearances.

"Tom is a teacher and strategist who has been successful in his coaching career recruiting and developing young volleyball players to become outstanding student-athletes," South Carolina Director of Athletics Ray Tanner said after making the appointment. "I am looking forward to the impact that he will have on our volleyball program."

Mendoza's High Point team won 24 matches in 2017, the second-most in the program's Division I era. Thanks to a non-conference schedule that included wins over Oklahoma, Georgia and Ohio, the Panthers were in rare company as a mid-major program earning an at-large bid to the NCAA tournament. It was the team's third NCAA berth overall, and was the first volleyball at-large bid in Big South Conference history. In the postseason, Mendoza was named Big South Coach of the Year and the American Volleyball Coaches Association (AVCA) Southeast Region Coach of the Year.

Before taking over at High Point, Mendoza helped lay the foundation for one of the top indoor program in the country - Creighton University. He was with the Bluejays from 2010 to 2015, and rose to the role of associate head coach and recruiting coordinator during his final three seasons.

During his six years in Omaha, Mendoza helped the program win 20 or more matches five times, with five conference titles, five NCAA Tournament bids and a berth in the NCAA Sweet 16 in 2015. High Point and Creighton had one combined NCAA appearance in its respective histories before his arrival. His stops before Creighton included one season at Evansville as an assistant, and two seasons as a volunteer coach with Michigan State. The Spartans made the Sweet 16 in 2007, his first season on staff.

The Buffalo Grove, Ill. native was a three-year letter winner at Newman University and a one-year letter winner at Lewis University, and was a NAIA All-American as a setter. He received his bachelor's degree in management information systems from Lewis in 2007. Mendoza is joined in Columbia by his wife, Megan. The couple has two dogs, Jay and Ace.



HEAD COACHING RECORD

Year	School	Overall			Conference			Finish
		W	L	PCT	W	L	PCT	
2016	High Point	23	10	.697	11	5	.688	2nd
2017	High Point	24	8	.750	16	0	1.000	1st
2018	South Carolina	20	10	.667	10	8	.556	5th
2019	South Carolina	20	12	.625	11	7	.611	6th
2020	South Carolina	12	10	.545	12	10	.545	6th
2021	South Carolina	5	1	.833	0	0	.000	-
TOTAL		104	51	.671	60	28	.682	

THE MENDOZA TIMELINE

Coaching

2018-present	Head coach, South Carolina
2016-2017	Head coach, High Point
2013-2015	Associate head coach/recruiting coordinator, Creighton
2010-12	Assistant coach, Creighton
2009	Assistant coach, Evansville
2007-2008	Volunteer coach, Michigan State

Education

2007	B.A., Management Information Systems, Lewis
------	---



#1 LAUREN MCCUTCHEON

6-1 || FRESHMAN || OH/LS || EXERCISE SCIENCE || SIMPSONVILLE, S.C. (J.L. MANN ACADEMY)

SEASON/CAREER HIGHS

Kills	15, Rice, (8/28)
Attempts	29, Rice, (8/28)
Hit. % (Min. 5 Kills)	.517, Rice, (8/28)
Assists	3, Pitt, (8/28)
Aces	4, Clemson, (9/3)
Digs	12, Washington St. (8/27)
Solo Blocks	1, 2x, last vs. Rice (8/27)
Block Assists	3, 2x, last vs. UCF (9/2)
Total Blocks	3, 3x, last vs. UCF (9/2)

SEASON HIGHLIGHTS

- Opened her college career with seven kills, 12 digs and two blocks vs. Washington St. (8/27).
- Led the team with 15 kills without an error vs. Rice, also adding two aces, seven digs and three blocks (8/28).
- SEC Freshman of the Week (8/30).
- Hit .438 with eight kills and added four aces in a sweep of Clemson (9/3).

BEFORE SOUTH CAROLINA

- Made all-state and AVCA all-region teams four times.
- 2020-21 South Carolina Gatorade Player of the Year.
- 2019 Prep Volleyball High School All-American.
- 2019 and 2020 Region Player of the Year.
- 2020 Under Armour Honorable Mention All-American
- Played club volleyball at Upward Stars, making the JVA All-National Team and USAV All-Region team.
- Represented the United States as a member of the Deaf Volleyball National Team, winning gold at the Pan American Deaf Games.

CAREER STATISTICS

YEAR	SP	MP	KILL	K/S	ERR	ATT	PCT	AST	A/S	SA	SA/S	SE	DIG	D/S	RE	BS	BA	TB	B/S	BE	BHE	PTS	PT/S
2021	22	6	50	2.27	11	125	.312	5	0.23	11	0.50	5	42	1.91	11	2	11	13	0.59	2	0	68.5	3.09
	22	6	50	2.27	11	125	.312	5	0.23	11	0.50	5	42	1.91	11	2	11	13	0.59	2	0	68.5	3.09



#2 JANNA SCHLAGETER

6-2 || SOPHOMORE || OH/LS || MATHEMATICS || NORCROSS, GA. (NORCROSS HS)

SEASON HIGHS

Kills	-
Attempts	-
Hit. % (Min. 5 Kills)	-
Assists	-
Aces	-
Digs	-
Solo Blocks	-
Block Assists	-
Total Blocks	-

CAREER HIGHS

Kills	-
Attempts	1, 2x, Alabama (1/29/21)
Hit. % (Min. 5 Kills)	-
Assists	-
Aces	1, Auburn (10/28/20)
Digs	2, Miss. State (2/4/21)
Solo Blocks	-
Block Assists	-
Total Blocks	-

SEASON HIGHLIGHTS

- Played in one set in the sweep of Clemson (9/3).

CAREER STATISTICS

YEAR	SP	MP	KILL	K/S	ERR	ATT	PCT	AST	A/S	SA	SA/S	SE	DIG	D/S	RE	BS	BA	TB	B/S	BE	BHE	PTS	PT/S
2020-21	5	4	0	0.00	0	2	.000	0	0.00	1	0.20	1	4	0.80	1	0	0	0	0.00	0	0	1.0	0.20
2021	1	1	0	0.00	0	0	.000	0	0.00	0	0.00	0	0	0.00	0	0	0	0	0.00	0	0	0.0	0.00
	6	5	0	0.00	0	2	.000	0	0.00	1	0.17	1	4	0.67	1	0	0	0	0.00	0	0	1.0	0.17



#3 CAITLIN CRAWFORD

5-4 || SOPHOMORE || DS/LIBERO || EXERCISE SCIENCE || OCONOMOWOC, WIS. (OCONOMOWOC HS)

SEASON HIGHS

Kills	-
Attempts	-
Hit. % (Min. 5 Kills)	-
Assists	-
Aces	1, 2x, last vs. UCF (9/2)
Digs	1, Rice (8/28)
Serves Received	-

CAREER HIGHS

Kills	-
Attempts	-
Hit. % (Min. 5 Kills)	-
Assists	-
Aces	2, Miss. State (2/5)
Digs	7, Tennessee (11/6)
Serves Received	5, Auburn (10/28)

2020-21 SEASON HIGHLIGHTS

- Made her collegiate debut as a serving specialist at Georgia (10/18).
- Recorded her first career ace and dig in a win over Auburn (10/28).
- Credited with seven digs and an ace in three sets at Tennessee (11/6).
- Had five digs and five serve receptions in the win at Alabama (1/29).
- Dropped a pair of aces with four digs in a win over Mississippi State (2/5).

CAREER STATISTICS

YEAR	SP	MP	KILL	K/S	ERR	ATT	PCT	AST	A/S	SA	SA/S	SE	DIG	D/S	RE	BS	BA	TB	B/S	BE	BHE	PTS	PT/S
2020-21	49	19	0	0.00	0	0	.000	5	0.10	6	0.12	8	30	0.61	3	0	0	0	0.00	0	0	6.0	0.12
2021	9	5	0	0.00	0	0	.000	0	0.00	2	0.22	1	1	0.11	0	0	0	0	0.00	0	0	2.0	0.22
	58	24	0	0.00	0	0	.000	5	0.09	8	0.14	9	31	0.53	3	0	0	0	0.00	0	0	8.0	0.14



#4 LAUREN BOWERS

5-5 || SENIOR || DS/LIBERO || PUBLIC HEALTH || SIMPSONVILLE, S.C. (SHANNON FOREST CHRISTIAN)

SEASON HIGHS

Kills	-
Attempts	-
Hit. % (Min. 5 Kills)	-
Assists	-
Aces	-
Digs	1, Clemson (9/3)
Serves Received	-

CAREER HIGHS

Kills	-
Attempts	3, Kansas (9/7/19)
Hit. % (Min. 5 Kills)	-
Assists	5, 2x, last vs. Ole Miss (3/7/21)
Aces	2, 2x, last vs. Ole Miss (3/7/21)
Digs	14, Cleveland St. (8/31/19)
Serves Received	35, Missouri (2/27/21)

SEASON HIGHLIGHTS

- Has four matches as a serving specialist so far in 2021.

CAREER STATISTICS

YEAR	SP	MP	KILL	K/S	ERR	ATT	PCT	AST	A/S	SA	SA/S	SE	DIG	D/S	RE	BS	BA	TB	B/S	BE	BHE	PTS	PT/S
2018	47	18	0	0.00	0	1	.000	1	0.02	1	0.02	2	32	0.68	0	0	0	0	0.00	0	0	1.0	0.02
2019	67	25	0	0.00	0	3	.000	8	0.12	4	0.06	4	71	1.06	15	0	0	0	0.00	0	0	4.0	0.06
2020-21	64	19	0	0.00	0	0	.000	19	0.30	2	0.03	7	105	1.64	13	0	0	0	0.00	0	0	2.0	0.03
2021	8	4	0	0.00	0	0	.000	0	0.00	0	0.00	0	1	0.12	0	0	0	0	0.00	0	0	0.0	0.00
	186	66	0	0.00	0	4	.000	28	0.15	7	0.04	13	209	1.12	28	0	0	0	0.00	0	0	7.0	0.04



#5 KYLA MANNING

6-1 || GRADUATE STUDENT || OH/LS || BIOMEDICAL SCIENCES || STONE MOUNTAIN, GA. (COASTAL CAROLINA)

SEASON HIGHS

Kills	18, Washington St. (8/27)
Attempts	42, 2x, last vs. Rice (8/28)
Hit. % (Min. 5 Kills)	.444, Clemson (9/3)
Assists	2, Pitt (8/28)
Aces	1, 4x, last vs. UCF (9/3)
Digs	16, UCF (9/3)
Solo Blocks	-
Block Assists	5, Washington St. (8/27)
Total Blocks	5, Washington St. (8/27)

CAREER HIGHS*

Kills	23, South Alabama (11/17/19)
Attempts	59, Little Rock (10/7/18)
Hit. % (Min. 5 Kills)	.625, S.C. State (9/6/19)
Assists	3, Tennessee (11/7/20)
Aces	7, App. St. (10/18/19)
Digs	16, UCF (9/3/21)
Solo Blocks	3, 2x, last vs. App. St. (10/18/19)
Block Assists	5, Washington St. (8/27/21)
Total Blocks	5, 4x, last vs. Washington St. (8/27/21)

* - At Coastal Carolina from 2017-19

SEASON HIGHLIGHTS

- Hit .333 with a team-high 18 kills, also adding 10 digs and five blocks vs. No. 18 Washington State (8/27).
- Added 15 kills and seven more digs in a win against No. 23 Rice (8/28).
- Hit .351 with 16 kills and added a career-high 16 digs in a four-set win over UCF (9/3).

CAREER STATISTICS

YEAR	SP	MP	KILL	K/S	ERR	ATT	PCT	AST	A/S	SA	SA/S	SE	DIG	D/S	RE	BS	BA	TB	B/S	BE	BHE	PTS	PT/S
2017*	103	28	230	2.23	122	719	.150	4	0.04	10	0.10	44	151	1.47	18	11	23	34	0.33	3	0	262.5	2.55
2018*	87	24	277	3.18	130	826	.178	11	0.13	8	0.09	27	143	1.64	13	20	11	31	0.36	2	0	310.5	3.57
2019*	189	39	337	2.96	109	808	.282	14	0.12	34	0.30	36	180	1.58	23	17	23	40	0.35	5	0	399.5	3.50
	304	82	844	2.78	361	2353	.205	29	0.10	52	0.17	107	474	1.56	54	48	57	105	0.35	10	0	972.5	3.20

* - At Coastal Carolina

YEAR	SP	MP	KILL	K/S	ERR	ATT	PCT	AST	A/S	SA	SA/S	SE	DIG	D/S	RE	BS	BA	TB	B/S	BE	BHE	PTS	PT/S
2020-21	84	22	273	3.25	110	769	.212	22	0.26	24	0.29	49	188	2.24	5	6	21	27	0.32	7	2	313.5	3.73
2021	22	6	78	3.55	24	189	.286	4	0.18	4	0.18	19	50	2.27	4	0	10	10	0.45	0	1	87.0	3.95
	106	28	351	3.31	134	958	.227	26	0.25	28	0.26	68	238	2.25	9	6	31	37	0.35	7	3	400.5	3.77



#7 MCKENZIE MOORMAN

6-1 || JUNIOR || OH/OPP || MARKETING || DANIEL ISLAND, S.C. (FENWICK HS (ILL.))

SEASON HIGHS

Kills	1, Pitt (8/28)
Attempts	3, Pitt (8/28)
Hit. % (Min. 5 Kills)	-
Assists	-
Aces	-
Digs	-
Solo Blocks	-
Block Assists	-
Total Blocks	-

CAREER HIGHS

Kills	12, Alabama (10/27/19)
Attempts	23, Alabama (1/30/21)
Hit. % (Min. 5 Kills)	.750, Alabama (1/29/21)
Assists	1, 3x, last vs. Ole Miss (3/6/21)
Aces	-
Digs	11, Alabama (1/29/21)
Solo Blocks	1, 3x, last vs Ole Miss (3/6/21)
Block Assists	4, 3x, last vs Missouri (2/27/21)
Total Blocks	4, 3x, last vs Missouri (2/27/21)

2020-21 SEASON HIGHLIGHTS

- Had a standout performance in the team's upset of No. 4 Florida, finishing with nine kills on 18 swings as a right-side attacker (11/12).
- Hit .750 with nine kills in a four-set win at Alabama, and followed it up with 11 kills on 23 attacks and four blocks in the rematch the following day (1/29-30).
- Helped the team come back to beat Ole Miss in four sets, hitting .438 with nine kills and three blocks (3/7).

CAREER STATISTICS

YEAR	SP	MP	KILL	K/S	ERR	ATT	PCT	AST	A/S	SA	SA/S	SE	DIG	D/S	RE	BS	BA	TB	B/S	BE	BHE	PTS	PT/S
2019	26	15	52	2.00	17	115	.304	1	0.04	0	0.00	1	7	0.27	0	1	7	8	0.31	3	0	56.5	2.15
2020-21	59	19	92	1.56	48	214	.206	2	0.03	0	0.00	0	14	0.24	1	2	25	27	0.46	5	0	106.5	1.80
2021	2	2	1	0.50	1	3	.000	0	0.00	0	0.00	0	0	0.00	0	0	0	0	0.00	0	0	1.0	0.50
	87	36	145	1.67	66	332	.238	3	0.03	0	0.00	1	21	0.24	1	3	32	35	0.40	8	0	164.0	1.89



#8 MALLORY DIXON

5-9 || GRADUATE STUDENT || SETTER || EXERCISE SCIENCE || MANITOWOC, WIS. (WISCONSIN)

SEASON HIGHS

Kills	1, 2x, last vs. Pitt (8/28)
Attempts	2, Rice (8/28)
Hit. % (Min. 5 Kills)	-
Assists	32, Washington St. (8/27)
Aces	3, UCF (9/3)
Digs	10, UCF (9/2)
Solo Blocks	-
Block Assists	-
Total Blocks	-

CAREER HIGHS

Kills	5, Texas A&M (2/11/21)
Attempts	9, Texas A&M (2/11/21)
Hit. % (Min. 5 Kills)	.333, Texas A&M (2/11/21)
Assists	49, Miss. State (2/5/21)
Aces	5, Texas A&M (2/10/21)
Digs	17, Auburn (10/29/20)
Solo Blocks	-
Block Assists	2, Miss. State (2/4/21)
Total Blocks	2, Miss. State (2/4/21)

SEASON HIGHLIGHTS

- Posted back-to-back matches with at least 30 assists in a pair of top-25 wins, with 32 vs. Washington State and 30 vs. Rice (8/27-28).
- Dropped three aces on UCF in a four-set win, also adding 28 assists and six digs (9/3).

CAREER STATISTICS

YEAR	SP	MP	KILL	K/S	ERR	ATT	PCT	AST	A/S	SA	SA/S	SE	DIG	D/S	RE	BS	BA	TB	B/S	BE	BHE	PTS	PT/S
2016-18*	23	20	0	0.00	0	0	.000	3	0.13	5	0.22	6	6	0.26	0	0	0	0	0	0	0	5.0	0.22
* - At Wisconsin																							
YEAR	SP	MP	KILL	K/S	ERR	ATT	PCT	AST	A/S	SA	SA/S	SE	DIG	D/S	RE	BS	BA	TB	B/S	BE	BHE	PTS	PT/S
2020-21	84	22	23	0.27	8	57	.263	634	7.55	26	0.31	21	163	1.94	0	0	4	4	0.05	1	13	51.0	0.61
2021	22	6	3	0.14	1	6	.333	134	6.09	4	0.18	5	39	1.77	0	0	0	0	0.00	0	0	7.0	0.32
	106	28	26	0.25	9	63	.270	768	7.25	30	0.28	26	202	1.91	0	0	4	4	0.04	1	13	58.0	0.55



#9 ELLIE RUPRICH

6-3 || SOPHOMORE || MIDDLE || MANAGEMENT || BEVERLY HILLS, MICH. (BEVERLY HILLS HS)

SEASON HIGHS

Kills	9, Washington St. (8/27)
Attempts	16, 2x, last vs. UCF (9/3)
Hit. % (Min. 5 Kills)	.312, Washington St. (8/27)
Assists	-
Aces	1, Washington St. (8/27)
Digs	2, 2x, last vs. Rice (8/28)
Solo Blocks	2, 2x, last vs. UCF (9/3)
Block Assists	4, UCF (9/2)
Total Blocks	5, UCF (9/3)

CAREER HIGHS

Kills	12, Miss. State (2/5/21)
Attempts	25, Miss. State (2/5/21)
Hit. % (Min. 5 Kills)	.889, Miss. State (2/4/21)
Assists	2, Miss. State (2/4/21)
Aces	2, Missouri (2/27/21)
Digs	3, Missouri (2/27/21)
Solo Blocks	3, Georgia (10/18/20)
Block Assists	8, 2x, last at Tennessee (11/7/20)
Total Blocks	10, Georgia (10/18/20)

SEASON HIGHLIGHTS

- Hit .312 with nine kills and added two solo blocks in the team's win over No. 18 Washington State (8/27).
- Totaled five blocks (two solo) with six kills in a win over UCF (9/3).

CAREER STATISTICS

YEAR	SP	MP	KILL	K/S	ERR	ATT	PCT	AST	A/S	SA	SA/S	SE	DIG	D/S	RE	BS	BA	TB	B/S	BE	BHE	PTS	PT/S
2020-21	82	22	113	1.38	33	279	.287	7	0.09	3	0.04	3	20	0.24	0	15	69	84	1.02	2	1	165.5	2.01
2021	21	6	24	1.14	15	73	.123	0	0.00	1	0.05	1	4	0.19	0	5	14	19	0.90	1	0	37.0	1.76
	103	28	137	1.33	48	352	.253	7	0.07	4	0.04	4	24	0.23	0	20	83	103	1.00	3	1	202.5	1.96



#10 CAMILLA COVAS

5-6 II JUNIOR II DS/LIBERO II MANAGEMENT II SAN JUAN, PUERTO RICO (ACADEMIA MARIA REINA)

SEASON HIGHS

Kills	-
Attempts	-
Hit. % (Min. 5 Kills)	-
Assists	-
Aces	1, UCF (9/3)
Digs	3, UCF (9/3)
Serves Received	-

CAREER HIGHS

Kills	-
Attempts	1, 3x, last at Alabama (1/30/21)
Hit. % (Min. 5 Kills)	-
Assists	7, Florida (11/12/20)
Aces	5, Miss. State (2/5/21)
Digs	20, 2x, last at Alabama (1/30/21)
Serves Received	35, Alabama (1/30/21)

SEASON HIGHLIGHTS

- Made three digs with one ace as a serving specialist vs. UCF (9/3).

CAREER STATISTICS

YEAR	SP	MP	KILL	K/S	ERR	ATT	PCT	AST	A/S	SA	SA/S	SE	DIG	D/S	RE	BS	BA	TB	B/S	BE	BHE	PTS	PT/S
2019	19	9	0	0.00	0	0	.000	0	0.00	2	0.11	4	6	0.32	3	0	0	0	0.00	0	0	2.0	0.11
2020-21	74	20	0	0.00	1	3	-.333	61	0.82	27	0.36	44	232	3.14	25	0	0	0	0.00	1	0	27.0	0.36
2021	7	3	0	0.00	0	0	.000	0	0.00	1	0.14	5	3	0.43	0	0	0	0	0.00	0	0	1.0	0.14
	100	32	0	0.00	1	3	-.333	61	0.61	30	0.30	53	241	2.41	28	0	0	0	0.00	1	0	30.0	0.30



#11 MIKAYLA ROBINSON

6-2 II R-SENIOR II MIDDLE II INTERDISCIPLINARY STUDIES II WEST DUNDEE, ILL. (HARVEST CHRISTIAN ACADEMY HS)

SEASON HIGHS

Kills	16, Washington St. (8/27)
Attempts	24, Washington St. (8/27)
Hit. % (Min. 5 Kills)	.583, UCF (9/2)
Assists	1, UCF (9/3)
Aces	-
Digs	2, UCF (9/3)
Solo Blocks	4, UCF (9/3)
Block Assists	6, Washington St. (8/27)
Total Blocks	8, Washington St. (8/27)

CAREER HIGHS

Kills	16, 4x, last vs. Washington St. (8/27/21)
Attempts	33, Florida (11/12/20)
Hit. % (Min. 5 Kills)	.846, Mercer (8/25/17)
Assists	2, Missouri (11/17/19)
Aces	-
Digs	2, 11x, last vs. UCF (9/3/21)
Solo Blocks	5, Georgia (11/22/19)
Block Assists	13, Arkansas (10/13/19)
Total Blocks	14, Georgia (11/22/19)

SEASON HIGHLIGHTS

- Earned SEC Player of the Week honors after hitting .410 with 34 kills and 14 blocks over 12 sets at the Carolina Classic (8/27-28).
- Matched her career high with 16 kills and hit .500 with eight blocks in a win over No. 18 Washington State (8/27).
- Hit .348 with 12 kills and added five more blocks in a win over No. 23 Rice (8/28).
- Totaled four solo blocks with 10 kills on a .350 hitting percentage in a win over UCF (9/3).

CAREER STATISTICS

YEAR	SP	MP	KILL	K/S	ERR	ATT	PCT	AST	A/S	SA	SA/S	SE	DIG	D/S	RE	BS	BA	TB	B/S	BE	BHE	PTS	PT/S
2017	115	30	260	2.26	95	542	.304	5	0.04	0	0.00	0	10	0.09	1	17	104	121	1.05	6	0	329.0	2.86
2018	112	30	239	2.13	83	519	.301	1	0.01	0	0.00	0	16	0.14	1	23	76	99	0.88	17	0	300.0	2.68
2019	113	32	277	2.45	86	566	.337	3	0.03	0	0.00	0	20	0.18	1	26	106	132	1.17	11	1	356.0	3.15
2020-21	82	22	207	2.52	65	428	.332	3	0.04	0	0.00	0	11	0.13	0	15	55	70	0.85	5	1	249.5	3.04
2021	22	6	60	2.73	15	104	.433	1	0.05	0	0.00	0	2	0.09	0	9	19	28	1.27	2	0	78.5	3.55
	444	120	1043	2.35	344	2159	.324	13	0.03	0	0.00	0	59	0.13	3	90	360	450	1.01	41	0	21313.0	2.96



#12 HOLLY EASTRIDGE

6-3 II JUNIOR II RS/OPP II EXERCISE SCIENCE II AVON, IND. (AVON HS)

SEASON HIGHS

Kills	-
Attempts	-
Hit. % (Min. 5 Kills)	-
Assists	-
Aces	-
Digs	-
Solo Blocks	-
Block Assists	-
Total Blocks	-

CAREER HIGHS

Kills	10, High Point (9/22/19)
Attempts	17, High Point (9/22/19)
Hit. % (Min. 5 Kills)	.714, Ole Miss (3/6/21)
Assists	1, Ole Miss (3/7/21)
Aces	-
Digs	4, Tennessee (11/7/20)
Solo Blocks	1, 3x, last vs. Auburn (10/29/20)
Block Assists	7, Georgia (10/18/20)
Total Blocks	7, Georgia (10/18/20)

2020-21 SEASON HIGHLIGHTS

- Blocked seven balls and added three digs in the season opener vs. Georgia (10/17).
- Hit .643 with nine kills and added four digs in the team's win at Tennessee (11/7).
- Finished with five kills, two blocks and a .714 hitting percentage in a sweep of Ole Miss (3/6)

CAREER STATISTICS

YEAR	SP	MP	KILL	K/S	ERR	ATT	PCT	AST	A/S	SA	SA/S	SE	DIG	D/S	RE	BS	BA	TB	B/S	BE	BHE	PTS	PT/S
2019	53	20	48	0.91	21	126	.214	0	0.00	0	0.00	0	6	0.11	0	2	19	21	0.40	0	1	59.5	1.11
2020-21	60	21	67	1.12	31	185	.195	1	0.02	0	0.00	0	18	0.30	0	1	34	35	0.58	2	0	85.0	1.42
2021	1	1	0	0.00	0	0	.000	0	0.00	0	0.00	0	0	0.00	0	0	0	0	0.00	0	0	0.0	0.00
	114	42	115	1.01	52	311	.203	1	0.01	0	0.00	0	24	0.21	0	3	53	56	0.49	2	1	144.5	1.26



#14 KIUNE FLETCHER

6-1 || SOPHOMORE || OH/OPP || CIVIL ENGINEERING || EL DORADO, TRINIDAD AND TOBAGO (ST. JOSEPH'S CONVENT)

SEASON HIGHS

Kills 3, Washington St. (8/27)
Attempts 5, Washington St. (8/27)
Hit. % (Min. 5 Kills) .600, Washington St. (8/27)
Assists -
Aces -
Digs -
Solo Blocks -
Block Assists 2, UCF (9/3)
Total Blocks 2, UCF (9/3)

CAREER HIGHS

Kills 3, 2x, last vs. Washington St. (8/27/21)
Attempts 10, LSU (3/13/21)
Hit. % (Min. 5 Kills) .600, Washington St. (8/27/21)
Assists 1, 2x, last vs. Ole Miss (3/7/21)
Aces -
Digs 1, 2x, last at LSU (3/13/21)
Solo Blocks -
Block Assists 2, 2x, last vs. UCF (9/3/21)
Total Blocks 2, 2x, last vs. UCF (9/3/21)

SEASON HIGHLIGHTS

- Matched a career best with three kills on five errorless swings against Washington State (8/27).
- Recorded a pair of kills and block assists in a win over UCF (9/3).

CAREER STATISTICS

YEAR	SP	MP	KILL	K/S	ERR	ATT	PCT	AST	A/S	SA	SA/S	SE	DIG	D/S	RE	BS	BA	TB	B/S	BE	BHE	PTS	PT/S
2020-21	22	12	16	0.73	14	44	.045	2	0.09	0	0.00	1	2	0.09	0	0	7	7	0.32	1	0	19.5	0.86
2021	12	5	6	0.50	1	11	.455	0	0.00	0	0.00	0	0	0.00	0	0	3	3	0.25	0	0	7.5	0.58
	34	17	22	0.65	15	55	.127	2	0.06	0	0.00	1	2	0.06	0	0	10	10	0.29	1	0	27.0	0.79



#15 CLAIRE WILSON

6-3 || FRESHMAN || SETTER || BUSINESS || NASHVILLE, TENN. (HARPETH HALL SCHOOL)

SEASON/CAREER HIGHS

Kills 3, Pitt (8/28)
Attempts 6, 2x, last vs. Clemson (9/3)
Hit. % (Min. 5 Kills) .333, Rice (8/28)
Assists 28, Washington St. (8/27)
Aces -
Digs 3, UCF (9/3)
Solo Blocks 1, 2x, last vs. Pitt (8/28)
Block Assists 2, Rice (8/28)
Total Blocks 3, Rice (8/28)

SEASON HIGHLIGHTS

- Played as a back row setter for all three games in the opening weekend, averaging 4.42 assists per set at the Carolina Classic.

BEFORE SOUTH CAROLINA

- Earned four letters at Harpeth Hall School, making the all-region team for each of her first three seasons and earning her region's Most Valuable Player award as a senior.
- Played club volleyball for Tennessee Performance Volleyball for three years, and now competes for Alliance Volleyball Club.
- Named to the JVA Class of 2021 watch list and is on the Prep Volleyball Top-150 recruits list.

CAREER STATISTICS

YEAR	SP	MP	KILL	K/S	ERR	ATT	PCT	AST	A/S	SA	SA/S	SE	DIG	D/S	RE	BS	BA	TB	B/S	BE	BHE	PTS	PT/S
2021	22	6	11	0.50	6	27	.185	97	4.41	0	0.00	0	5	0.23	0	2	6	8	0.36	0	0	16.0	0.73
	22	6	11	0.50	6	27	.185	97	4.41	0	0.00	0	5	0.23	0	2	6	8	0.36	0	0	16.0	0.73



#16 OBY ANADI

6-3 || FRESHMAN || MIDDLE || PUBLIC RELATIONS || SLIDELL, LA. (NORTHSHORE HS)

SEASON/CAREER HIGHS

Kills 2, Clemson (9/3)
Attempts 2, Clemson (9/3)
Hit. % (Min. 5 Kills) -
Assists -
Aces -
Digs -
Solo Blocks -
Block Assists 2, Clemson (9/3)
Total Blocks 2, Clemson (9/3)

SEASON HIGHLIGHTS

- Made her collegiate debut and converted two attacks into kills vs. Clemson, also adding a pair of block assists (9/3).

BEFORE SOUTH CAROLINA

- Earned four varsity letters at Northshore High School.
- Recorded 353 kills and 115.5 blocks for her high school as a junior.
- Two-time All-District honoree.
- Trained at the club level with WD Nation.

CAREER STATISTICS

YEAR	SP	MP	KILL	K/S	ERR	ATT	PCT	AST	A/S	SA	SA/S	SE	DIG	D/S	RE	BS	BA	TB	B/S	BE	BHE	PTS	PT/S
2021	2	1	2	1.00	0	2	1.000	0	0.00	0	0.00	0	0	0.00	0	0	2	2	1.00	0	0	3.0	1.50
	2	1	2	1.00	0	2	1.000	0	0.00	0	0.00	0	0	0.00	0	0	2	2	1.00	0	0	3.0	1.50



#18 EMMY ROLLINS

6-1 || FRESHMAN || OH/LS || STUDIO ART || FLORENCE, S.C. (WEST FLORENCE HS)

SEASON/CAREER HIGHS

Kills	-
Attempts	-
Hit. % (Min. 5 Kills)	-
Assists	-
Aces	-
Digs	-
Solo Blocks	-
Block Assists	-
Total Blocks	-

SEASON HIGHLIGHTS

•

BEFORE SOUTH CAROLINA

- Earned three letters at West Florence High School, making the all-state team twice and AVCA all-region team four times.
- Named her high school's athlete of the year twice.
- Earned AVCA National Player of the Week honors for the state of South Carolina on Oct. 6, 2020.
- 2020 Under Armour Honorable Mention All-American.
- Played at Carolina Rogue for club.

CAREER STATISTICS

YEAR	SP	MP	KILL	K/S	ERR	ATT	PCT	AST	A/S	SA	SA/S	SE	DIG	D/S	RE	BS	BA	TB	B/S	BE	BHE	PTS	PT/S
2021	-	-	-	-	-	-	-	-	-	-	-	-	-	-	-	-	-	-	-	-	-	-	-



#20 RILEY WHITESIDES

5-11 || SOPHOMORE || OH/LS || ELEMENTARY EDUCATION || GREENVILLE, S.C. (MAULDIN HS)

SEASON HIGHS

Kills	13, Washington St. (8/27)
Attempts	37, Washington St. (8/27)
Hit. % (Min. 5 Kills)	.294, UCF (9/2)
Assists	1, 2x, last vs. Clemson (9/3)
Aces	2, Washington St. (8/27)
Digs	12, 2x, last vs. UCF (9/2)
Solo Blocks	1, UCF (9/3)
Block Assists	3, Clemson (9/3)
Total Blocks	3, Rice (9/3)

CAREER HIGHS

Kills	23, Florida (11/12/20)
Attempts	49, LSU (3/13/21)
Hit. % (Min. 5 Kills)	.700, Ole Miss (3/6/21)
Assists	3, Florida (11/11/20)
Aces	2, Washington St. (8/27/21)
Digs	13, Auburn (10/29/20)
Solo Blocks	1, 6x, last vs. UCF (9/3/21)
Block Assists	6, Georgia (10/17/20)
Total Blocks	6, Georgia (10/17/20)

2020-21 SEASON HIGHLIGHTS

- Opened the season with 13 kills, two aces and eight digs in a win over Washington State (8/27).
- Reached 12 digs with a pair of blocks and seven kills against Rice (8/28).

CAREER STATISTICS

YEAR	SP	MP	KILL	K/S	ERR	ATT	PCT	AST	A/S	SA	SA/S	SE	DIG	D/S	RE	BS	BA	TB	B/S	BE	BHE	PTS	PT/S
2020-21	84	22	261	3.11	113	677	.219	16	0.19	11	0.13	24	168	2.00	29	5	32	37	0.44	4	0	293.0	3.49
2021	22	6	51	2.32	36	157	.096	2	0.09	5	0.23	8	47	2.14	3	1	5	6	0.27	1	0	59.5	2.68
	106	28	312	2.94	149	834	.195	18	0.17	16	0.15	32	215	2.03	32	6	37	43	0.41	5	0	352.5	3.32



#21 MORGAN CARTER

5-9 || FRESHMAN || DS/LIBERO || EXERCISE SCIENCE || BRENTWOOD, TENN. (PLANO WEST (TEXAS))

SEASON/CAREER HIGHS

Kills	-
Attempts	1, Washington St. (8/27)
Hit. % (Min. 5 Kills)	-
Assists	6, UCF (9/2)
Aces	2, Clemson (9/3)
Digs	19, UCF (9/3)
Serves Received	23, Rice (8/28)

SEASON HIGHLIGHTS

- Earned the starting role as the libero for the opening weekend, recording 41 digs and committing just one error over 54 serve receptions.

BEFORE SOUTH CAROLINA

- A four year varsity letter winner and earned two state championships while attending high school in Tennessee.
- Led Plano West to the state championship final in 2019 after moving with her family to Texas.
- Competed and trained with the Madfrog Volleyball 18 National Green club team in Texas.
- Prep Volleyball High School All-American.
- Spent time training with USA Volleyball's A1 Select and A1 Youth teams.

CAREER STATISTICS

YEAR	SP	MP	KILL	K/S	ERR	ATT	PCT	AST	A/S	SA	SA/S	SE	DIG	D/S	RE	BS	BA	TB	B/S	BE	BHE	PTS	PT/S
2021	22	6	0	0.00	0	1	.000	21	0.95	3	0.14	6	81	3.68	3	0	0	0	0.00	0	0	3.0	0.14
	22	6	0	0.00	0	1	.000	21	0.95	3	0.14	6	81	3.68	3	0	0	0	0.00	0	0	3.0	0.14



#22 COURTNEY WEBER

6-1 || R-JUNIOR || SETTER || CHEMISTRY || CONCORD, N.C. (COX MILL)

SEASON HIGHS

Kills	-
Attempts	-
Hit. % (Min. 5 Kills)	-
Assists	2, Clemson (9/3)
Aces	-
Digs	-
Solo Blocks	-
Block Assists	-
Total Blocks	-

CAREER HIGHS

Kills	2, 2x, last vs. Auburn (10/28/20)
Attempts	6, 2x, last vs. Auburn (10/28/20)
Hit. % (Min. 5 Kills)	-
Assists	22, Alabama (1/29/21)
Aces	1, 4x, last at LSU (3/14/21)
Digs	12, Missouri (2/27/21)
Solo Blocks	-
Block Assists	4, Georgia (10/18/20)
Total Blocks	4, Georgia (10/18/20)

2020-21 SEASON HIGHLIGHTS

- Finished with four blocks and 17 assists on the road at Georgia (10/18).
- Set new career highs in assists (22) and digs (9) in a four-set win at Alabama (1/29).
- Returned to a more consistent role in the teams' two-setter offense starting Feb. 26.
- Notched her first career double-double with 17 assists and 12 digs in an upset of No. 25 Missouri (2/27).

CAREER STATISTICS

YEAR	SP	MP	KILL	K/S	ERR	ATT	PCT	AST	A/S	SA	SA/S	SE	DIG	D/S	RE	BS	BA	TB	B/S	BE	BHE	PTS	PT/S
2018	-	-	-	-	-	-	-	-	-	-	-	-	-	-	-	-	-	-	-	-	-	-	-
2019	52	19	0	0.00	0	3	.000	125	2.40	0	0.00	0	57	1.10	0	0	0	0	0.00	0	3	0.0	0.00
2020-21	47	15	5	0.11	4	23	.043	174	3.70	4	0.09	7	62	1.32	0	0	5	5	0.11	1	11	11.5	0.23
2021	1	1	0	0.00	0	0	.000	2	2.00	0	0.00	0	0	0.00	0	0	0	0	0.00	0	0	0.0	0.00
	100	35	5	0.05	4	26	.038	301	3.01	4	0.04	7	119	1.19	0	0	5	5	0.05	1	14	11.5	0.11



#23 GABBY BROWN

6-0 || JUNIOR || RS/OPP || BIOLOGICAL SCIENCES || SUMMERFIELD, N.C. (ROCKINGHAM COUNTY)

SEASON HIGHS

Kills	-
Attempts	-
Hit. % (Min. 5 Kills)	-
Assists	-
Aces	-
Digs	-
Solo Blocks	-
Block Assists	-
Total Blocks	-

CAREER HIGHS

Kills	4, Alabama (1/29/21)
Attempts	10, Alabama (1/29/21)
Hit. % (Min. 5 Kills)	.300, Alabama (1/29/21)
Assists	-
Aces	-
Digs	2, Auburn (10/29/20)
Solo Blocks	-
Block Assists	-
Total Blocks	-


2020-21 SEASON HIGHLIGHTS

- Made her season debut against Auburn, posting a kill and two digs (10/29).
- Played a key role off the bench in a win at Alabama, recording career highs in kills (4) and attacks (10).

CAREER STATISTICS

YEAR	SP	MP	KILL	K/S	ERR	ATT	PCT	AST	A/S	SA	SA/S	SE	DIG	D/S	RE	BS	BA	TB	B/S	BE	BHE	PTS	PT/S
2019	3	3	1	0.33	0	2	.500	0	0.00	0	0.00	0	1	0.33	0	0	0	0	0.00	0	0	1.0	0.33
2020-21	12	6	7	0.58	3	23	.174	0	0.00	0	0.00	0	5	0.42	0	0	0	0	0.00	1	0	7.0	0.58
2021	-	-	-	-	-	-	-	-	-	-	-	-	-	-	-	-	-	-	-	-	-	-	-
	15	9	8	0.53	3	25	.200	0	0.00	0	0.00	0	6	0.40	0	0	0	0	0.00	1	0	8.0	0.53

COACHES AND SUPPORT STAFF



Tom Mendoza
Head Coach
Fourth Season



Shonda Wallace
Assistant Coach
Eighth Season



Ethan Pheister
Assistant Coach
Fourth Season




Megan Mendoza
Director of Operations



Katelyn Woolfolk
Strength and Conditioning



Jenn Herod
Head Athletic Trainer



Zach Hendrickson
Graduate Assistant

TELEVISION SPOT CHART ROSTER



#1 LAUREN MCCUTCHEON
FR. II SIMPSONVILLE, S.C.



#2 JANNA SCHLAGETER
SO. II NORCROSS, GA.



#3 CAITLIN CRAWFORD
SO. II OCONOMOWOC, WIS.



#4 LAUREN BOWERS
SR. II SIMPSONVILLE, S.C.



#5 KYLA MANNING
GRAD. II STONE MOUNTAIN, GA.



#7 MCKENZIE MOORMAN
JR. II DANIEL ISLAND, S.C.



#8 MALLORY DIXON
GRAD. II MANITOWOC, WIS.



#9 ELLIE RUPRICH
SO. II BEVERLEY HILLS, MICH.



#10 CAMILLA COVAS
JR. II SAN JUAN, PUERTO RICO



#11 MIKAYLA ROBINSON
R-SR. II WEST DUNDEE, ILL.



#12 HOLLY EASTRIDGE
JR. II AVON, IND.



#14 KIUNE FLETCHER
SO. II EL DORADO, TRINIDAD AND TOBAGO



#15 CLAIRE WILSON
FR. II NASHVILLE, TENN.



#16 OBY ANADI
FR. II SLIDELL, LA.



#18 EMMY ROLLINS
FR. II FLORENCE, S.C.



#20 RILEY WHITESIDES
SO. II GREENVILLE, S.C.



#21 MORGAN CARTER
FR. II BRENTWOOD, TENN.



#22 COURTNEY WEBER
R-JR. II CONCORD, N.C.



#23 GABBY BROWN
JR. II SUMMERFIELD, N.C.