



# CHARLESTON SOUTHERN

## BUCCANEER FOOTBALL

Game 10 Notes vs. Kennesaw State - Nov. 19, 2016 - 11:45 a.m.  
Buccaneer Field - Charleston, S.C. - ESPN3

Kevin O'Rourke - Director of Sports Media  
E-Mail: korourke@csuniv.edu  
Office: (843) 863-7289  
Cell: (843) 607-9612  
www.CSUSPORTS.com - @csusports

### GAME 10: KENNESAW STATE

**Date/Time:** Nov. 19, 2016 / 11:45 a.m.  
**Site:** Charleston, S.C.  
**Stadium:** Buccaneer Field  
**TV:** ESPN3  
**Series:** CSU leads, 1-0  
**Last Meeting:** CSU 28, KSU 14 (Nov. 7, 2015)  
**Of Note:** CSU bidding for 2nd straight Big South title and 3rd in program history (2005, 2015)

### MATCHUP

**No. 13/14 CHARLESTON SO. (6-3, 3-1 Big South)**  
**Head Coach:** Jamey Chadwell  
Career Record: 59-35 (8th Season)  
CSU Record: 34-13 (4th Season)  
**No. 22/RV KENNESAW STATE (8-2, 3-1 Big South)**  
**Head Coach:** Brian Bohannon  
Career Record: 14-7 (2nd Season)  
KSU Record: Same

### 2016 Kennesaw State Schedule

|          |                        |          |
|----------|------------------------|----------|
| Sept. 3  | East Tennessee State   | L, 20-17 |
| Sept. 10 | Point                  | W, 49-3  |
| Sept. 24 | @ Duquesne             | W, 36-28 |
| Oct. 1   | @ Furman               | W, 52-42 |
| Oct. 8   | Missouri S&T           | W, 49-16 |
| Oct. 15  | Liberty*               | L, 36-21 |
| Oct. 22  | @ Gardner-Webb*        | W, 47-39 |
| Oct. 29  | @ Monmouth*            | W, 49-17 |
| Nov. 5   | Clark Atlanta          | W, 56-0  |
| Nov. 12  | Presbyterian*          | W, 45-10 |
| Nov. 19  | @ Charleston Southern* |          |

\*Big South Conference game

### GAME BRIEF












Charleston Southern looks to repeat as Big South Conference champions and punch an automatic bid to the FCS Playoffs against Kennesaw State. A CSU victory would accomplish both objectives, while a Kennesaw win would give it a share of the title with Liberty and send the Flames to the playoffs.

The contest is also the final regular season home game for 18 seniors that have powered CSU's program to unprecedented heights. A win over Kennesaw would give the Bucs 35 wins over the last four years, matching the program's output from the seven years prior.

Saturday's matchup pits the Big South's leader in total defense (CSU) against the league's leader in total offense (KSU). Kennesaw has switched gears a bit from the triple option attack it utilized in its inaugural season but the Owls still sport the nation's third-best rushing offense. Brian Bohannon's team enters on a four-game winning streak following a loss to Liberty.

CSU will hope to replicate the success it enjoyed in bottling up Kennesaw last November. The Bucs held the Owls to just 112 yards rushing and barely more than three yards per carry to register a 28-14 win. Anthony Ellis highlighted that effort with a 61-yard fumble return touchdown and was named Big South Defensive Player of the Week. The triumph sewed up CSU's first-ever playoff berth.

### 2016 CHARLESTON SOUTHERN FOOTBALL SCHEDULE

| Opponent/Game Info   | Series Info/TV/Final Score            | Last Meeting/Result   | Game Notes   |
|--|---------------------------------------|---|--|
|  <b>North Dakota State Bison</b><br>Aug. 27 - Fargo, N.D.<br>Fargodome                   | L, 24-17 (OT)                         | CSU nearly snapped NDSU's 42-game non-conference losing streak in forcing first OT contest in Fargodome history   | Mike Holloway rushed for 126 yds. & 2 TD vs. 5-time defending national champs; Bucs D held NDSU to 138 1st half yards; Troy McGowens INT set up FG try to win in regulation        |
|  <b>Kentucky State Thoroughbreds</b><br>Sept. 3 - Charleston, S.C.<br>Buccaneer Field    | W, 57-7                               | Bucs score on six of first seven possessions to build 43-0 lead and cruise to eighth straight home win and fourth straight in home opener               | CSU rolls up 405 yards rushing - third highest single-game output in program history - and a Big South record 248 punt return yards; Alan Barnwell a career-high 108 yards rushing |
|  <b>Florida State Seminoles</b><br>Sept. 10 - Tallahassee, Fla.<br>Doak Campbell Stadium | L, 52-8                               | Seminoles score 28 first quarter points, taking advantage of two CSU turnovers, to blow game open early in home opener                                  | Bucs outgained Seminoles 92-60 in 4th quarter and were nearly even in total yardage (164-184) after halftime; Robert Mitchell 142 yds. passing & TD in CSU debut                   |
|  <b>Monmouth Hawks</b><br>Sept. 24 - West Long Branch, N.J.<br>Kessler Field             | W, 35-7                               | Bucs have now out-scored Monmouth, 99-14, in three meetings; CSU scored TD on first four second half possessions to take control of game                | CSU runs Big South winning streak to 10 games thanks to 322 yards rushing, including 151 and 214 all-purpose yards from Big South Co-Off. Player of Wk. Mike Holloway              |
|  <b>Coastal Carolina Chanticleers</b><br>Oct. 1 - Conway, S.C.<br>Brooks Stadium         | W, 59-58 (2 OT)                       | CSU beats rival Coastal in wild game featuring 117 points and 885 yards of offense; Solomon Brown blocked PAT in 2nd overtime to provide difference     | Bucs got back to ball control identity, holding possession for 42:41 while running 89 plays to Coastal's 56; Shane Bucenell named Big South Fresh. of Wk. - 149 yds., 4 TD         |
|  <b>Albany State Golden Rams</b><br>Oct. 8 - Charleston, S.C.<br>Buccaneer Field         | Cancelled                             | Game was cancelled due to Hurricane Matthew and will not be made up   | Cancellation backed up against an open week, giving CSU a three-week layoff from game action   |
|  <b>Presbyterian Blue Hose</b><br>Oct. 22 - Charleston, S.C.<br>Buccaneer Field          | W, 38-3                               | CSU shows no rust after 3-week layoff, outgaining PC 507-102 while holding the Blue Hose without a first down in the second half                        | 102 yards allowed fewest in CSU history against an FCS opponent; Robert Mitchell ran for 113 yards on 6 carries; Shane Bucenell 13-of-14 passing for 156 yards                     |
|  <b>Bucknell Bison</b><br>Oct. 29 - Charleston, S.C.<br>Buccaneer Field                  | W, 49-28                              | CSU tallies season-high 548 yards of total offense to cruise to fourth straight win; Defense registers season-high 12 TFL, led by Solomon Brown's 3.5   | Freshmen QB's Shane Bucenell & London Johnson combine to throw for season-high 254 yds.; Kameron Brown & Saire Davis haul in 2 TD passes apiece                                    |
|  <b>Gardner-Webb Runnin' Bulldogs</b><br>Nov. 5 - Charleston, S.C.<br>Buccaneer Field    | L, 17-10                              | GWU mounts 85-yard TD drive to take lead with 27 seconds left & holds off CSU's last gasp final drive, intercepting pass in end zone with 1 second left | CSU struggles to rein in GWU quarterback Tyrell Maxwell, who rushes for 144 of 165 yards in second half; Bucs limited to just 3 points following game-opening TD drive             |
|  <b>Liberty Flames</b><br>Nov. 12 - Lynchburg, Va.<br>Williams Stadium                   | W, 48-26                              | Bucs dominate Flames in front of crowd of better than 20,000 fans, racing to 31-6 halftime lead while posting 288-75 advantage in total offense         | Shane Bucenell (Fresh.), Anthony Ellis (Def.) & Darius Hammond (S.T.) earn Big South weekly honors as CSU moves 1 win away from conference title and playoff berth                 |
|  <b>Kennesaw State Owls</b><br>Nov. 19 - Charleston, S.C.<br>Buccaneer Field             | CSU leads, 1-0<br>11:45 a.m.<br>ESPN3 | Anthony Ellis forced fumble & return for TD powered CSU to another brilliant defensive outing & clinched program's first-ever playoff bid               | CSU dug way out of early hole to clinch Big South title & playoff bid in 2015; Bucs held Owls' triple option attack to 112 yards rushing   |



## General Information

Location: ..... Charleston, S.C. Mailing  
Address ..... P.O. Box 118087  
..... Charleston, SC 29423-8087  
Founded ..... 1964  
Enrollment ..... 3,596  
Nickname ..... Buccaneers  
Colors ..... Blue (PMS 295) and Gold (PMS 873)  
Stadium ..... Buccaneer Field  
Capacity/Surface ..... 4,000/field turf  
Affiliation ..... NCAA Division I (FCS)  
Conference ..... Big South  
President ..... Dr. Jairy C. Hunter, Jr.  
Athletic Director ..... Hank Small  
Associate A.D. (Development) ..... Tyler Davis  
Assistant A.D. (Internal Affairs) ..... James Bradley  
Assistant A.D. (Compliance)/SWA ..... Ashton Turner  
Strength and Conditioning Coach ..... Chad Scott  
Administrative Assistant ..... Becky Bates  
Athletic Department Phone ..... 843-863-7678  
Athletic Department Fax ..... 843-863-7695  
Ticket Office Phone ..... 843-863-7670

## Football Information

Head Coach ..... Jamey Chadwell  
Alma Mater (Year) ..... East Tennessee State '00  
Record at CSU (4th Season) ..... 34-13 (15-5 Big South)  
Overall Record (8th Season) ..... 59-35  
Assistant Coaches:  
Gabe Giardina (4th Yr., Alabama '04) ..... Offensive Coord./Offensive Line  
Chad Staggs (4th Yr., USC Upstate '00) ..... Defensive Coord./Defensive Backs  
Skylor Magee (4th Yr., Southern Miss '05) ..... Defensive Line  
Mark Tucker (4th Yr., ETSU, 1987) ..... Quarterbacks  
Newland Isaac (4th Yr., CSU '09) ..... Running Backs  
Willy Korn (4th Yr., Clemson '10) ..... Wide Receivers/Recruiting Coordinator  
Rod Wilson (4th Yr., South Carolina '05) ..... Inside Linebackers  
Josh Miller (4th Yr., App. State '07) ..... Special Teams/Outside Linebackers  
Chad Scott (5th Yr., Eastern Kentucky, '01) ..... Strength & Conditioning  
Bob Garrett (4th Yr., Winthrop, 1984) .. Director of High School Relations/Tight Ends  
David Padilla (8th Yr., CSU '11) ... Kickers & Punters/Director of Football Operations  
Charlie Skalaski (1st Yr., Liberty '13) ..... Asst. Secondary Coach  
Malcolm Dixon (3rd Yr., CSU '14) ..... Grad. Asst.- QBs/Ops. Football Office  
Sean Lampkin (3rd Yr., Brevard '14) ..... Wide Receivers/Video Coord.  
Tanner Rogers (2nd Yr., CSU '15) ..... Grad. Asst. - Defensive Line/Video Coord.  
Phone ..... 843-863-7119

## Media Relations

Website ..... <http://www.csusports.com>  
Dir. of Sports Media (FB Contact) ..... Kevin O'Rourke ([korourke@csuniv.edu](mailto:korourke@csuniv.edu))  
Office Phone ..... 843-863-7289  
Cell Phone ..... 843-607-9612  
Dir. of Sports Info & Operations ..... Seth Montgomery ([smontgomery@csuniv.edu](mailto:smontgomery@csuniv.edu))  
Office Phone ..... 843-863-7853  
Sports Information Fax ..... 843-863-7676  
Video Coordinator ..... Jeremy Sullivan ([jsullivan@csuniv.edu](mailto:jsullivan@csuniv.edu))  
Office Phone ..... 843-863-7289  
Phone ..... 843-708-1189

CSU Sports Information Overnight Mailing Address:  
9200 University Blvd.  
Charleston, SC 29406

## 2016 Charleston Southern Football Schedule

| Date           | Opp. (TV)                         | Location                | Time              |
|----------------|-----------------------------------|-------------------------|-------------------|
| Aug. 27        | @ North Dakota State (ESPN)       | Fargo, N.D.             | L, 24-17 (OT)     |
| <b>Sept. 3</b> | <b>Kentucky State (BSN)</b>       | <b>Charleston, S.C.</b> | <b>W, 57-7</b>    |
| Sept. 10       | @ Florida State (RSN)             | Tallahassee, Fla.       | L, 52-8           |
| Sept. 24       | @ Monmouth* (ESPN3)               | West Long Branch, N.J.  | W, 35-7           |
| Oct. 1         | @ Coastal Carolina                | Conway, S.C.            | W, 59-58 (2 OT)   |
| <b>Oct. 8</b>  | <b>Albany State (BSN)</b>         | <b>Charleston, S.C.</b> | <b>Cancelled</b>  |
| <b>Oct. 22</b> | <b>Presbyterian* (HC) (ESPN3)</b> | <b>Charleston, S.C.</b> | <b>W, 38-3</b>    |
| <b>Oct. 29</b> | <b>Bucknell (BSN)</b>             | <b>Charleston, S.C.</b> | <b>W, 49-28</b>   |
| <b>Nov. 5</b>  | <b>Gardner-Webb* (ASN)</b>        | <b>Charleston, S.C.</b> | <b>L, 17-10</b>   |
| Nov. 12        | @ Liberty* (ESPN3)                | Lynchburg, Va.          | W, 48-26          |
| <b>Nov. 19</b> | <b>Kennesaw State*</b>            | <b>Charleston, S.C.</b> | <b>11:45 a.m.</b> |

\*Big South Conference Game

HC - Homecoming

All Times Eastern and Subject To Change

## Football History/Team Information

First Year of Football ..... 1991  
Seasons Played (Seasons in FCS) ..... 26 (24)  
All-Time Record ..... 116-170  
Conference Championships ..... 2015 (Outright), 2005 (Co-Champions)  
Playoff appearances ..... 2015 (#8 national seed; FCS quarterfinals)  
2015 Overall Record ..... 10-3  
2015 Big South Conference Record/Finish ..... 6-0 (1st)  
Total Lettermen Returning/Lost ..... 44/16  
Total Starters Returning/Lost ..... 16/10  
Offense ..... Spread Option  
Defense ..... 3-4





## QUICK HITTERS

### WIN AND IN

A Charleston Southern victory will give the Bucs their second consecutive Big South Conference title and secure a spot in the FCS Playoffs. The 24-team playoff field will be announced Sunday at 11 a.m. on ESPN2.

### QUITE A SENIOR CLASS

Saturday's contest is the final regular season home game for 18 CSU seniors. The group is the winningest four-year class in program history, sporting a 34-13 overall record. The previous winningest class graduated last year with 33 wins. Below is a rundown of their many accomplishments.

- 34-13 overall record (28-7 vs. FCS)
- 10-2 vs. rivals (4-0 vs. The Citadel, 3-1 vs. Coastal, 3-1 vs. Liberty)
- 18-3 home record
- 16-4 FCS road record
- Big South record six road wins in 2013
- Currently tied Big South record with seven straight conference road wins
- First outright Big South championship and FCS Playoff bid in school history – 2015
- School record for wins twice with 10 in 2013 and 2015
- 20 straight weeks in the Top-25 and 31 weeks overall – CSU ranked for 1 weeks in program's first 22 years of existence.

### BUCS DOMINATE LIBERTY

CSU throttled Liberty, 48-26, in a front of a crowd of better than 21,000 in Lynchburg last Saturday. The Bucs denied the Flames an outright Big South championship and the league's automatic playoff bid with their most complete performance of the year. CSU outgained Liberty 288-75 to build a 31-6 halftime lead and stun the capacity crowd. Shane Bucenell tacked on a 57-yard touchdown scamper early in the third quarter to swell the advantage to 38-6.

### TABLES TURNED IN LIBERTY RIVALRY

CSU has now won three straight games over Liberty. The Flames held a 19-2 advantage in the series history before the Bucs' surge. CSU's offensive production has been the biggest reason for the winning streak. The Bucs have scored 117 points while rolling up 1,550 yards. Two of the three victories have come in Lynchburg, where CSU had lost eight in a row previously.

### THREE BUCS EARN BIG SOUTH HONORS

Quarterback Shane Bucenell (Freshman), defensive end Anthony Ellis (Defensive) and running back Darius Hammond (Special Teams) earned Big South Conference weekly honors for their roles in the Liberty win.

Bucenell threw for 170 yards and three touchdowns, and added a 57-yard rushing score. Ellis spearheaded the Bucs' excellent defensive showing with a season-high 3.5 TFL and a sack. Hammond accounted for 154 return yards, highlighted by a 83-yard kickoff return that started CSU's second quarter onslaught.

### MAKING MARK AGAINST RIVALS

CSU is 10-2 against its three chief rivals under Jamey Chadwell. The Bucs are 4-0 against The Citadel (including a win in last year's FCS Playoffs) and 3-1 against both Coastal Carolina and Liberty. CSU's combined record against those programs prior to Chadwell's arrival was 6-30.

### TRENDING WELL AT HOME

CSU is 18-3 at home under Chadwell and had won ten consecutive games at Buccaneer Field prior to the Gardner-Webb loss. The Bucs highlighted a perfect 2015 home season with a playoff win over The Citadel in front of a record crowd of nearly 8,500 fans.

### THE ROAD IS NO DETERRENT

CSU is 16-8 on the road under Chadwell and an even more impressive 16-4 against FCS competition. The Bucs set a single-season Big South record with six road wins in 2013, stringing together five victories away from home during an unexpected 7-0 start to the campaign. To start this season, CSU nearly ended NDSU's then 42-game non-conference home winning streak, a stretch that spans 13 years. The win over Liberty was CSU's seventh straight in Big South play, tying a league record.

### BIG PLAY HOLLOWAY

Mike Holloway leads the nation in yards per carry and it's not close. With an average of 9.23 yards per touch, Holloway is over a yard ahead of second-place Tarik Cohen of North Carolina A&T (8.16 YPC). Holloway led the Big South in yards per carry last season and averages a gaudy 7.9 YPC for his career.

### RUSHING LEADER

Holloway became CSU's all-time leading rusher on a seven-yard run midway through the fourth quarter against Coastal. Holloway now has 2,536 yards and required 146 carries less than Christian Reyes (previous record holder) to go over the 2,200 yard mark. He had 141 yards and a touchdown on a career-high 22 carries in the 2 OT win over Coastal. Holloway has recorded five of his eight career 100-yard rushing days this year.



## A PROGRAM TRANSFORMED (CSU Under Chadwell)

.723 - CSU's winning percentage under Chadwell (34-13 Overall)

11 - Consecutive Big South wins from 2014 to 2016

6-0 - 2015 Big South record as CSU became second team to go unbeaten in Big South play

No. 6/7 - Highest national ranking ever by a CSU team (final 2015 rankings)

12 - Consecutive wins over FCS teams prior to FCS Qtrfml. loss @ Jacksonville State

15-3 - CSU's record in August and September under Chadwell (losses to Troy, FCS No. 1 NDSU & FBS No. 3 FSU)

28-7 - CSU's record against FCS opponents under Chadwell.

Includes wins over Appalachian State, The Citadel (four times), Coastal Carolina (three times - ranked No. 3, No. 1 & No. 14 at time of CSU wins), and Liberty (three times).

28 - Number of 200-yard rushing days in Chadwell's tenure.

CSU had 13 such efforts in the eight years prior.

1 - CSU's rank in average time of possession in 2013 & 2014

### COMPLETE TURNAROUND

Charleston Southern was tagged with one of the nation's longest losing streaks from 2010-2012 at 15 games.

The Bucs started the season 0-3 in 2012 before going 5-3 to end the season and end the year at 5-6. Since the 15-game losing streak, including a 34-13 mark (losses to Georgia, Alabama, Florida State, Vanderbilt, Colorado and Troy) under Chadwell, the CSU program is 39-16 (.709) over its last 55 games.

### Buccaneer Turnaround

Year Stretch

'10-'12 0-15 (Losing Streak led NCAA)

'12 (Last 8 gms.) 5-3 finish

### Jamey Chadwell Era Begins

2013 10-3 (School Record 10 wins)

2014 8-4

2015 10-3 (No. 6/7 final ranking)

2016 6-3 (pushed #1 NDSU to OT in opener)

Chadwell 34-13 (31 weeks in polls)





## HOLLOWAY UP FOR S.C. FOOTBALL H.O.F. HONOR

Holloway was named one of 25 finalists for South Carolina Football Hall of Fame Collegiate Player of the Year on Oct. 25. Voting for the award goes through Dec. 11. Last year's winner was Clemson quarterback Deshaun Watson. This year's nominees include players from all 13 of the state's college football programs.

## ELITE RUSHING ATTACK

CSU ranks sixth nationally in rushing offense, averaging 276.6 yards per game. The Bucs have featured a Top-20 rushing offense each of the past three years. This year, CSU has also showed greater quick strike ability. CSU led the country in time of possession in 2013 and 2014, and finished 19th last year. The Bucs sit 34th in that stat as of now.

## ELLIS MEETING PRESEASON BILLING

CSU junior defensive end Anthony Ellis leads the Big South with seven sacks and 13 tackles for loss. Ellis was a one-man wrecking crew against Liberty, record 3.5 TFL while working his way into the backfield on numerous occasions. Ellis was tabbed Big South Pre-season Defensive Player of the Year in July. He paced the league with 18 TFL in 2015, and finished tied for second with 7.5 sacks.

## BLUE SWARM LIVING UP TO ITS NAME

CSU had a season-high (against D-I competition) five sacks in the win over Liberty. Ellis, Solomon Brown, RaSean Ray, Bobby Ruff and Mike Taylor each got to the quarterback. For the year, CSU paces the Big South and ranks 9th nationally with 3.00 sacks per game.

## LOOK BACK AT LAST YEAR'S KENNESAW GAME

CSU downed Kennesaw State, 28-14, last November 7 to sew up its first-ever FCS Playoff bid. The Bucs scored 28 unanswered points after the Owls scored on the game's first play from scrimmage. Anthony Ellis turned in a scintillating performance to earn Big South Defensive Player of the Week honors. Ellis had 4 TFL, a sack and a forced fumble which he returned for a touchdown, in the first half alone. CSU held Kennesaw, the nation's number three rushing attack entering play, to just 113 yards on 3.1 yards per carry.

## FIXTURE IN THE POLLS

CSU was ranked in the top ten of both major national polls for the sixth straight week and eighth time overall this year prior to the Gardner-Webb game. The Bucs have been ranked in the top 25 for 20 straight weeks dating back to last season. CSU was ranked in the preseason and installed as the Big South Conference favorite for the first time ever this summer. Kennesaw will be the fifth ranked opponent CSU has played this year, joining NDSU (1), FSU (3 - FBS), Coastal Carolina (14) and Liberty (24) (rankings at time of game).

## IMPRESSIVE STREAK SNAPPED

CSU had won 11 straight Big South Conference games prior to its 17-10 setback to Gardner-Webb on Nov. 5. The Bucs went undefeated in Big South play last year, joining Stony Brook (2011) as the only teams in league

history to post a 6-0 conference mark.

## FRESHMEN GETTING IT DONE

Shane Bucenell threw for 172 yards and three touchdowns against Bucknell. London Johnson came off the bench and played most of the second half, completing 4-of-5 attempts for 82 yards and a score while adding 80 yards rushing and two touchdowns. CSU's 254 yards passing was a season high. Freshman Kameron Brown was the Bucs' leading target, hauling in five passes for 67 yards and two touchdowns. Brown has been a big play threat for CSU throughout the year, averaging almost 20 yards per catch while ranking fourth in the Big South in receiving yards per game.

## NO RUST HERE

Charleston Southern returned from a three-week layoff from game action with its most complete performance of the year against Presbyterian. The Bucs outgained the Blue Hose 507-102, holding PC without a first down in the second half. CSU's Oct. 8 game against Albany State was cancelled due to Hurricane Matthew. The cancellation backed up against an open week, giving CSU a three week gap between games.

## BLUE SWARM OF THE WEEK

Charleston Southern's defense was recognized as the Big South Conference Defensive Player of the Week thanks to its collective effort against Presbyterian. CSU allowed only 102 yards, the fewest it has ever yielded to an FCS opponent. The Bucs did not give up a single first down in the second half, permitting 18 total yards on 19 plays. The performance marked the fourth time in the last year CSU has limited a Big South foe to less than 150 yards of offense.

## CSU Defense (Opp. with less than 150 yds. total offense \* = 2015)

| Opponent     | Total yards/1st Dwns. | Result  |
|--------------|-----------------------|---------|
| Presbyterian | 102/4                 | W, 38-3 |
| Monmouth     | 115/6                 | W, 37-7 |
| Presbyterian | 142/9                 | L, 10-7 |
| Gardner-Webb | 110/6                 | W, 34-0 |

## NO FRESHMAN JITTERS FOR BUCENELL

Shane Bucenell turned in another excellent outing against Presbyterian, connecting on 13-of-14 passes for 156 yards while adding an 11-yard touchdown run. Bucenell was a perfect 9-for-9 in the first half and completed his first ten passes in his third career start.

## THRILLER IN CONWAY

Charleston Southern's last game was more

than memorable. CSU edged rival Coastal Carolina, 59-58, in double overtime in a contest that featured nine lead changes. The Bucs are now 3-0 in multiple overtime games, posting previously pivotal wins over Coastal Carolina (2005 - secured first Big South title) and The Citadel (2006 - first win over Bulldogs; part of 9-0 start to season).

## BUCENELL'S BREAKOUT GAME

Bucenell earned Big South Freshman of the Week honors after throwing for 149 yards and four touchdowns in the win over Coastal. Bucenell was making just his second career start in place of the injured Kyle Copeland, who was lost for the season in the Kentucky State game. Bucenell led the Bucs back from an early 21-7 deficit with 16 unanswered points in the second quarter. After missing much of the second half due to cramping issues, Bucenell returned to throw TD's to Colton Korn and Jared Scotland in overtime, lifting the Bucs to victory.

## BACK TO BALL CONTROL

CSU held the football for 42:41 of regulation against Coastal, running 89 plays to the Chanticleers' 56. The Bucs had won the time of possession battle just once in their first four games. CSU led the country in time of possession in 2013 and 2014, establishing an identity with a unique spread option offense. Two of CSU's five 40+ minute T.O.P performances have been against Coastal, with the other coming in its 2013 upset win.

## WORTHY OF THE ESPN LIGHTS

CSU made the most of its first-ever appearance on ESPN, battling five-time defending FCS national champion North Dakota State to overtime before falling, 24-17. CSU's FCS Kickoff clash with NDSU marked its fifth straight game on the ESPN family of networks. The Bucs played Liberty (ESPN3), Alabama (SEC Network), The Citadel (ESPN3) and Jacksonville State (ESPN2) in front of national audiences to end last season. The NDSU game was CSU's first-ever appearance on ESPN.

## FBS WORTH NOTING

- CSU has squared off against foes from every Power 5 conference with the exception of the Big 12. Below is a game-by-game listing of the Bucs' FBS contests.

| All-Time Results vs. FBS Opponents (0-18) |                |          |   |
|---|----------------|----------|---|
| Opponent                                  | Date           | Result   | Site/Attendance                                       |
| Florida State                             | Sept. 10, 2016 | L, 52-8  | Doak Campbell Stadium (Tallahassee, Fla. - 75,831)    |
| Alabama                                   | Nov. 21, 2015  | L, 56-6  | Bryant-Denny Stadium (Tuscaloosa, Ala. - 100,611)     |
| Troy                                      | Sept. 12, 2015 | L, 44-16 | Veterans Memorial Stadium (Troy, Ala. - 17,517)       |
| Georgia                                   | Nov. 22, 2014  | L, 55-9  | Sanford Stadium (Athens, Ga. - 92,746)                |
| Vanderbilt                                | Oct. 11, 2014  | L, 20-21 | Vanderbilt Stadium (Nashville, Tenn. - 26,738)        |
| Colorado                                  | Oct. 19, 2013  | L, 10-43 | Folsom Field (Boulder, Col. - 36,730)                 |
| Illinois                                  | Sept. 15, 2012 | L, 0-44  | Memorial Stadium (Champaign, Ill. - 45,369)           |
| Florida State                             | Sept. 10, 2011 | L, 10-62 | Doak Campbell Stadium (Tallahassee, Fla. - 75,229)    |
| Central Florida                           | Sept. 3, 2011  | L, 0-62  | Bright House Networks (Orlando, Fla. - 39,752)        |
| Kentucky                                  | Nov. 6, 2010   | L, 21-49 | Commonwealth Stadium (Lexington, Ken. - 61,884)       |
| Hawaii                                    | Sept. 25, 2010 | L, 7-66  | Aloha Stadium (Honolulu, Hi. - 30,300)                |
| South Florida                             | Sept. 19, 2009 | L, 0-59  | Raymond James Stadium (Tampa, Fla. - 38,798)          |
| Florida                                   | Sept. 5, 2009  | L, 3-62  | Ben Hill Griffin Stadium (Gainesville, Fla. - 90,621) |
| Miami (OH)                                | Sept. 13, 2008 | L, 27-38 | Yager Stadium (Oxford, Ohio - 13,833)                 |
| Miami (Fla.)                              | Aug. 28, 2008  | L, 7-52  | Dolphin Stadium (Miami, Fla. - 48,119)                |
| Hawaii                                    | Sept. 22, 2007 | L, 10-66 | Aloha Stadium (Honolulu, Hi. - 37,723)                |
| South Florida                             | Oct. 18, 2003  | L, 7-55  | Raymond James Stadium (Tampa, Fla. - 28,365)          |
| South Florida                             | Nov. 2, 2002   | L, 6-56  | Raymond James Stadium (Tampa, Fla. - 23,144)          |



## Jamey Chadwell

### CSU Head Coach 4th Season ETSU, 2000

Jamey Chadwell enters his fourth season as Charleston Southern head coach in 2016. Chadwell has transformed the Bucs' program into a Big South Conference favorite and national contender in his three years at the helm.

CSU broke through on the national stage in a big way in 2015, compiling a 10-3 overall record and a 6-0 Big South mark en route to achieving a pair of firsts - an outright conference championship and an FCS Playoff bid. The Bucs finished the regular season as one of just three programs to go undefeated against fellow FCS competition. Chadwell was named Big South Coach of the Year for the second time in three years after piloting a roster that included 13 all-conference selections to the quarterfinals of the FCS Playoffs.

CSU highlighted its 25th season of college football with two more wins over The Citadel, making Chadwell a perfect 4-0 against the crosstown rival Bulldogs, a victory over top-ranked Coastal Carolina and a second straight triumph over Liberty. CSU downed The Citadel on the road with a dominant second half effort to cap another terrific September, and then stymied the Bulldogs in the second round of the FCS Playoffs in front of a Buccaneer Field record crowd of 8,451 fans.

CSU finished the 2015 season at No. 6 in the STATS FCS Poll and No. 7 in the FCS Coaches Poll, marking the highest final national rankings in program history.

CSU's 28 wins over the last three seasons are the most over a three-year stretch in program history, and is one more than the program's total output in the six years prior to Chadwell's arrival. The Bucs have been ranked for 18 weeks during Chadwell's tenure after appearing in the national rankings just once in the program's first 22 seasons.

The Bucs followed up a program-record 10-win campaign in 2013 with an 8-4 mark in 2014. CSU completed a 5-0 month of September for the second straight year and put together a three-game winning streak in Big South play to finish 3-2 in the league. Chadwell led CSU to dominant wins at Monmouth and at home against Gardner-Webb before directing the Bucs to a pivotal win at Liberty. CSU put itself in FCS Playoff contention with that win in Lynchburg, rolling up almost 600 yards of offense against a Liberty team that won the Big South and advanced to the second round of the FCS Playoffs.

CSU led the country in time of possession and ranked 16th in rushing offense in 2014 as Chadwell's spread option attack continued to flourish. The Bucs' aggressive defense also excelled and paced the Big South in total defense, rushing defense and pass defense.

Included in CSU's second straight unblemished September were wins over The Citadel and Charlotte. CSU topped The Citadel, 20-18, in front of a then-record Buccaneer Field crowd, defeating its intra-city rival for the second straight season. The Bucs pulled out a 47-41 overtime win at Charlotte the following week to cap the perfect September and pick up a second straight win over the FBS-bound 49ers.

Chadwell and CSU also gained national exposure from a near-upset of Vanderbilt University. CSU fell 21-20, but shut out the SEC member in the second half while posting a nearly 100-yard advantage in total offense.

Chadwell was named the 2013 Big South Coach of the Year, the AFCA Region II Coach of the Year, and a finalist for the Eddie Robinson Award, which is awarded to the top FCS coach, after CSU set a school-record for wins during a 10-3 season. The Buccaneers surged into the national spotlight during a 10-1 start to the season and built an electric atmosphere surrounding the program.

CSU climbed as high as No. 12 in the FCS Coaches Poll - the highest ranking in school history - following its near perfect start. The Bucs spent the final seven weeks of the season in the coaches' poll and finished the year ranked for the first time in school history at No. 22.

Chadwell and the Bucs reeled off some of the program's biggest wins week after week, opening the year with a 32-29 come-from-behind win at The Citadel. CSU followed with a 27-24 win at FBS bound and

three-time national champion Appalachian State four weeks later in front of 30,000 fans. The Bucs would go on to start 7-0 and win four of their first five games on the road.

The Buccaneers beat the highest-ranked opponent in school history in early November in front of a then-record crowd at Buccaneer Field. CSU topped then-No. 3 Coastal Carolina, 31-26, in front of over 6,000 fans to start a perfect 3-0 in Big South play.

CSU led the nation in average time of possession in 2013, and was among national leaders in turnover margin, rushing offense, and scoring defense during their historic start. The Buccaneers' only loss in their opening 11 games was at the Pac-12 member Colorado in mid-October, a game that was added only three weeks before it was played.

CSU shattered a number of records during Chadwell's first year, most notably the team single-season rushing record with 3,028 yards, breaking the old record by over 1,000 yards. Junior running back Christian Reyes became the Bucs' first 1,000-yard rusher with 1,254 yards. Freshman quarterback Danny Croghan III was named the 2013 Big South Offensive Freshman of the Year and Reyes was named First Team All-Big South to lead nine Bucs receiving Big South postseason awards.

Chadwell was named Charleston Southern head coach in January 2013, returning after a four-year stretch as head coach at North Greenville and Delta State.

Chadwell is the third head coach in CSU history. He replaced Jay Mills, who retired after ten seasons as CSU's head coach. Chadwell, who was 35-25 in his first five seasons as a head coach, spent five seasons at CSU as an assistant.

In 2013, he served as the first-year head coach at Delta State University in Cleveland, Miss. Prior to DSU, he put North Greenville University on the national map at the D-II level.

The east-Tennessee native went from 2-8 in his first season at NGU to 11-3 in 2011 and a berth in the NCAA D-II Quarterfinals, where his Crusaders lost to Delta State, 28-23. In his three seasons at North Greenville, Chadwell was 22-14 and led NGU to its first-ever national ranking, finishing the 2011 season 12th in the American Football Coaches Association DII Poll.

Chadwell spent five seasons on Mills' staff at CSU before leaving for North Greenville. He helped the Bucs' program reach new heights, claiming the 2005 Big South Conference title with a 7-4 record and a 3-1 mark in league play. In 2006, he became the Bucs' wide receivers coach, while continuing to serve as recruiting coordinator.

Chadwell's five-year stretch as an assistant at CSU was the most successful stretch in program history. The Bucs compiled a national best 14-game winning streak from 2005-06, and enjoyed three of the four winning seasons in the program's short history during his tenure.

Following the 2006 season, Mills' promoted Chadwell to Assistant Head Coach and the former East Tennessee State quarterback would finish out his time at Charleston Southern in that capacity. During his five seasons with Mills, CSU accumulated 28 wins and a Big South Conference title.

Chadwell played at East Tennessee State University (1995-99) and was a two-year starter at quarterback.

He began his collegiate coaching career at his alma mater ETSU in 2000. From 2000-2003, the former Anderson County High School star worked with quarterbacks, tight ends and running backs while assisting with recruiting and offensive game planning.

As a four-year letterman at ETSU, Chadwell spent two seasons as a co-starter at quarterback. He was twice named Team Captain and helped lead ETSU to the Southern Conference title game two times during his career (1995-1999).

He received his bachelor's degree in Economics and Business Education in May 2000 from East Tennessee State. He also completed his master's in Business Administration from Charleston Southern in May 2006. Both times finishing his coursework with a 3.3 or higher cumulative GPA.

Chadwell is married to the former Solmaz Zarrineh and the couple has one son, Jameson (6) and two daughters, Avery (2) and Soraya (1).

## BUCS UNDER CHADWELL (First 3 years)

### 2013 (10-3, 3-2 Big South)

|          |                     |       |   |
|----------|---------------------|-------|---|
| Aug. 31  | @ The Citadel       | 32-29 | W |
| Sept. 7  | Shorter             | 23-15 | W |
| Sept. 14 | @ Campbell          | 30-10 | W |
| Sept. 21 | @ Norfolk State     | 20-12 | W |
| Sept. 28 | @ Appalachian State | 27-24 | W |
| Oct. 5   | North Greenville    | 28-14 | W |
| Oct. 12  | @ VMI*              | 25-17 | W |
| Oct. 19  | @ Colorado          | 10-43 | L |
| Oct. 26  | Charlotte           | 36-14 | W |
| Nov. 2   | @ Presbyterian*     | 27-16 | W |
| Nov. 9   | Coastal Carolina*   | 31-26 | W |
| Nov. 16  | @ Gardner-Webb*     | 10-27 | L |
| Nov. 23  | Liberty*            | 14-56 | L |

### 2014 (8-4, 3-2 Big South)

|          |                     |            |   |
|----------|---------------------|------------|---|
| Aug. 28  | Point               | 61-9       | W |
| Sept. 6  | Newberry            | 16-10      | W |
| Sept. 11 | Campbell            | 34-10      | W |
| Sept. 20 | The Citadel         | 20-18      | W |
| Sept. 27 | @ Charlotte         | 47-41 (OT) | W |
| Oct. 11  | @ Vanderbilt        | 20-21      | L |
| Oct. 18  | Presbyterian*       | 3-7        | L |
| Oct. 25  | @ Coastal Carolina* | 22-43      | L |
| Nov. 1   | @ Monmouth*         | 27-0       | W |
| Nov. 8   | Gardner-Webb*       | 44-14      | W |
| Nov. 15  | @ Liberty*          | 38-36      | W |
| Nov. 22  | @ Georgia           | 9-55       | L |

### 2015 (10-3, 6-0 Big South)

#### Big South Champions

|          |                                       |       |   |
|----------|---------------------------------------|-------|---|
| Sept. 3  | North Greenville                      | 41-14 | W |
| Sept. 12 | @ Troy                                | 44-16 | L |
| Sept. 17 | ETSU                                  | 47-7  | W |
| Sept. 26 | @ The Citadel                         | 33-20 | W |
| Oct. 10  | Monmouth*                             | 37-7  | W |
| Oct. 17  | @ Presbyterian*                       | 10-7  | W |
| Oct. 24  | @ Gardner-Webb*                       | 34-0  | W |
| Oct. 31  | Coastal Carolina*                     | 33-25 | W |
| Nov. 7   | @ Kennesaw State*                     | 28-14 | W |
| Nov. 14  | Liberty*                              | 31-24 | W |
| Nov. 21  | @ Alabama                             | 56-6  | L |
| Dec. 5   | The Citadel &                         | 14-6  | W |
| Dec. 11  | @ Jacksonville State & - FCS Playoffs | 58-38 | L |

## THE CHADWELL FILE

| Year  | School                | Position | W-L          |
|-------|-----------------------|----------|--------------|
| 2000  | East Tennessee State  | QB       | 6-5          |
| 2001  | East Tennessee State  | QB       | 6-5          |
| 2002  | East Tennessee State  | QB       | 4-8          |
| 2003  | East Tennessee State  | QB       | 5-7          |
| 2004  | Charleston Southern   | RC       | 5-5          |
| 2005  | Charleston Southern   | RC       | 7-4**        |
| 2006  | Charleston Southern   | WR/RC    | 9-2          |
| 2007  | Charleston Southern   | AHC      | 5-6          |
| 2008  | Charleston Southern   | AHC      | 7-5          |
| Total | (Assistant) 9 Seasons |          |              |
| 2009  | North Greenville      | HC       | 2-8          |
| 2010  | North Greenville      | HC       | 9-3#         |
| 2011  | North Greenville      | HC       | 11-3*        |
| 2012  | Delta State           | HC       | 3-8          |
| 2013  | Charleston Southern   | HC       | 10-3 (3-2)%  |
| 2014  | Charleston Southern   | HC       | 8-4 (3-2)    |
| 2015  | Charleston Southern   | HC       | 10-3 (6-0)!  |
| 2016  | Charleston Southern   | HC       | 6-3 (3-1)    |
| Total | 8 Seasons             |          | 59-35 (15-5) |

\*NCAA Division II Playoff Quarterfinals

#NCCAA Victory Bowl Champions

\*\*Big South Co-Champions

% Big South and AFCA Region Coach of the Year

! Big South Champions; FCS Playoff quarterfinals



## FCS COACHES POLL (Nov. 14, 2016)

| RANK | TEAM                       | REC.       | PTS       | PREV.      |
|------|----------------------------|------------|-----------|------------|
| 1    | Sam Houston State (21)     | 641        | 1         | 10-0       |
| 2    | Jacksonville State (2)     | 615        | 2         | 9-1        |
| 3    | Eastern Washington (1)     | 595        | 3         | 9-1        |
| 4    | North Dakota State (1)     | 575        | 4         | 9-1        |
| 5    | James Madison (1)          | 555        | 5         | 9-1        |
| 6    | The Citadel                | 520        | 6         | 10-0       |
| 7    | Richmond                   | 490        | 8         | 8-2        |
| 8    | North Dakota               | 440        | 10        | 9-2        |
| 9    | North Carolina A&T         | 434        | 9         | 9-1        |
| 10   | South Dakota State         | 400        | 12        | 7-3        |
| 11   | Chattanooga                | 373        | 7         | 8-2        |
| 12   | Central Arkansas           | 369        | 13        | 9-1        |
| 13   | <b>Charleston Southern</b> | <b>342</b> | <b>14</b> | <b>6-3</b> |
| 14   | Youngstown State           | 309        | 15        | 7-3        |
| 15   | Villanova                  | 292        | 11        | 7-3        |
| 16   | Grambling State            | 271        | 18        | 8-2        |
| 17   | Lehigh                     | 235        | 18        | 8-2        |
| 18   | Stamford                   | 213        | 21        | 7-3        |
| 19   | Wofford                    | 166        | NR        | 7-3        |
| 20   | North Carolina Central     | 118        | 25        | 8-2        |
| 21   | Montana                    | 84         | 17        | 6-4        |
| 22   | Kennesaw State             | 69         | NR        | 8-2        |
| 23   | Cal Poly                   | 56         | 20        | 6-4        |
| 24   | Western Illinois           | 46         | 19        | 6-4        |
| 25   | Illinois State             | 31         | NR        | 6-5        |

**Others receiving votes:** San Diego (30), UT Martin (26), Weber State (26), Saint Francis (Pa.) (20), Northern Iowa (19), New Hampshire (16), Harvard (12), Liberty (11), Maine (10), Northern Arizona (8), Southeastern Louisiana (8), Princeton (5), Fordham (4), Penn (4), Gardner-Webb (3), Southern (3), Southern Utah (3), Northern Colorado (2), Tennessee State (1).

## STATS POLL (Nov. 14, 2016)

| RANK | TEAM (Rec.)                | PTS         | PREV.      |
|------|----------------------------|-------------|------------|
| 1    | Sam Houston State (108)    | 3873        | 10-0       |
| 2    | Jacksonville State (18)    | 3742        | 9-1        |
| 3    | Eastern Washington (21)    | 3685        | 9-1        |
| 4    | North Dakota State (7)     | 3592        | 9-1        |
| 5    | Citadel (6)                | 3376        | 10-0       |
| 6    | James Madison              | 3313        | 9-1        |
| 7    | Richmond                   | 2975        | 8-2        |
| 8    | South Dakota State         | 2581        | 7-3        |
| 9    | North Carolina A&T         | 2518        | 9-1        |
| 10   | North Dakota               | 2432        | 9-2        |
| 11   | Central Arkansas           | 2261        | 9-1        |
| 12   | Chattanooga                | 2150        | 8-2        |
| 13   | Villanova                  | 2094        | 7-3        |
| 14   | <b>Charleston Southern</b> | <b>2004</b> | <b>6-3</b> |
| 15   | Youngstown State           | 1714        | 7-3        |
| 16   | Coastal Carolina           | 1632        | 8-2        |
| 17   | Grambling State            | 1326        | 7-1        |
| 18   | Samford                    | 1209        | 7-3        |
| 19   | Lehigh                     | 1049        | 8-2        |
| 20   | Wofford                    | 1005        | 7-3        |
| 21   | Cal Poly                   | 646         | 6-4        |
| 22   | Montana                    | 476         | 6-4        |
| 23   | Western Illinois           | 411         | 6-4        |
| 24   | North Carolina Central     | 405         | 8-2        |
| 25   | Saint Francis U            | 208         | 7-3        |

**Others receiving votes:** New Hampshire (206), UT Martin (183), UNI (154), San Diego (123), Weber State (112), Illinois State (92), Harvard (84), Maine (83), Northern Colorado (41), Penn (37), Princeton (35), Albany (29), Kennesaw State (29), Fordham (24), Liberty (24), Stony Brook (18), Southern University (14), Nicholls (12), Northern Arizona (7), Southeastern Louisiana (7), Duquesne (4), Southern Utah (3), Dayton (2)

### BUCS IN THE POLLS (CHADWELL ERA)

- CSU's No. 6/7 final 2015 rankings are the highest in school history.
- CSU was ranked in both major preseason polls (FCS Coaches/STATS FCS) for the first time ever.
- CSU has been ranked for 31 weeks in the Chadwell era after spending only ONE week in the polls in program history previously (22 seasons).
- 2015 marked the fourth different season CSU has been ranked in school history.
- 2013-2016 are the first consecutive seasons for the Buccaneers to appear in the rankings.
- The Buccaneers were ranked for four-straight weeks in the FCS Coaches' Poll in 2014.
- The Bucs reached No. 12 nationally in 2013, the highest ranking in school history until this season.
- CSU started 9-0 in '06 and was ranked for one week.

## RECORDING CSU in 2016

### CSU's Record in...

|                |     |
|----------------|-----|
| September..... | 2-2 |
| October.....   | 3-0 |
| November.....  | 1-1 |

### CSU's Conference Record...

|                  |     |
|------------------|-----|
| At home.....     | 1-1 |
| On the road..... | 2-0 |

### CSU's Non-Conference Record...

|                  |     |
|------------------|-----|
| At home.....     | 2-0 |
| On the road..... | 1-2 |

### CSU vs. Ranked Opponents...

|                  |                   |
|------------------|-------------------|
| At home.....     |                   |
| On the road..... | 2-2 (2-1 vs. FCS) |

### CSU's Record in Games...

|                            |     |
|----------------------------|-----|
| Decided by 1-3 points..... | 1-0 |
| 4-7 points.....            | 0-2 |
| 8-10 points.....           |     |
| 11-19 points.....          |     |
| 20-29 points.....          | 3-0 |
| 30+ points.....            | 2-1 |

### CSU's Record When Scoring...

|                         |     |
|-------------------------|-----|
| 10 or fewer points..... | 0-2 |
| 11-19 points.....       | 0-1 |
| 20-29 points.....       |     |
| 30+ points.....         | 6-0 |

### CSU's Record When Allowing...

|                         |     |
|-------------------------|-----|
| 10 or fewer points..... | 3-0 |
| 11-19 points.....       | 0-1 |
| 20-29 points.....       | 2-1 |
| 30+ points.....         | 1-1 |

### CSU's Record in Games...

|                                 |     |
|---------------------------------|-----|
| During the day.....             | 4-2 |
| At night.....                   | 2-1 |
| Scoring first.....              | 4-2 |
| Opponent scores first.....      | 2-1 |
| Leading after 1st quarter.....  | 3-1 |
| Trailing after 1st quarter..... | 1-1 |
| Tied after 1st quarter.....     | 2-1 |
| Leading at halftime.....        | 6-1 |
| Trailing at halftime.....       | 0-1 |
| Leading after 3rd quarter.....  | 5-0 |
| Trailing after 3rd quarter..... | 1-1 |
| In overtime.....                | 1-1 |

### CSU's record with...

|  |     |
|--|-----|
| 100-yard rusher.....                   | 6-1 |
| 100-yard receiver.....                 |     |
| 300-yard passer.....                   |     |
| Less than 300-yards total offense..... | 0-2 |
| 300-399 yards total offense.....       | 0-1 |
| 400-499 yards total offense.....       | 4-0 |
| 500+ yards total offense.....          | 2-0 |
| Committing fewer turnovers.....        | 2-1 |
| Committing more turnovers.....         | 4-1 |
| Turnovers are equal.....               | 0-1 |
| Not committing a turnover.....         |     |





Nov. 14, 2016

## 2016 FOOTBALL

@BigSouthFB - www.BigSouthSports.com

## 2016 BIG SOUTH FOOTBALL STANDINGS

| Team                 | Big South |   |      |     |     | Overall |   |      |     |     | Home | Road | L10 | Streak |
|----------------------|-----------|---|------|-----|-----|---------|---|------|-----|-----|------|------|-----|--------|
|                      | W         | L | PCT  | PF  | PA  | W       | L | PCT  | PF  | PA  |      |      |     |        |
| x-Liberty            | 4         | 1 | .800 | 153 | 117 | 6       | 4 | .600 | 295 | 244 | 4-2  | 2-2  | 6-4 | L1     |
| Charleston Southern  | 3         | 1 | .750 | 131 | 53  | 6       | 3 | .667 | 321 | 229 | 3-1  | 3-2  | 6-3 | W1     |
| Kennesaw State       | 3         | 1 | .750 | 162 | 102 | 8       | 2 | .800 | 421 | 211 | 4-2  | 4-0  | 8-2 | W4     |
| Gardner-Webb         | 2         | 2 | .500 | 100 | 83  | 4       | 6 | .400 | 242 | 218 | 2-3  | 2-3  | 4-6 | W1     |
| Presbyterian College | 1         | 4 | .200 | 33  | 136 | 2       | 8 | .200 | 91  | 309 | 1-3  | 1-5  | 2-8 | L4     |
| Monmouth             | 0         | 4 | .000 | 65  | 153 | 4       | 6 | .400 | 247 | 327 | 1-2  | 3-4  | 4-6 | L4     |

x - clinched share of regular-season championship

## SID CONTACTS

Big South.....Mark Simpson  
marks@bigsouth.org  
704-341-7990  
@BigSouthSID

Charleston Southern.....Kevin O'Rourke  
korourke@csuniv.edu  
843-863-7289  
@CSUFb

Gardner-Webb.....Marc Rabb  
mrabb@gardner-webb.edu  
704-406-4355  
@GWUFootball

Kennesaw State.....Mike DeGeorge  
mdegeorge@kennesaw.edu  
470-578-7589  
@KennesawStFB

Liberty.....Todd Wetmore  
twetmore@liberty.edu  
434-582-2292  
@LibertyFootball

Monmouth.....Greg Viscomi  
gviscomi@monmouth.edu  
732-571-4447  
@MUHawksFB

Presbyterian.....Davis Simpson  
dasimpson@presby.edu  
864-833-7095  
@BlueHoseFtball

Follow FCS Football.....Twitter:  
@NCAA\_FCS  
@ESPNCFB  
@FCS\_Insider  
@HEROSportsNews  
@FCS\_STATS  
@FCS\_Football

## ..... Relevant Hashtags:

#FCS  
#FearTheFCS (vs. FBS opponent)  
#FCSFacts  
#SCTop10  
#FCSPlayoffs  
#FCSChamp

## PLAYERS OF THE WEEK - NOV. 14

**OFFENSIVE PLAYER OF THE WEEK - CHANDLER BURKS, KENNESAW STATE, QB, R-Soph (DOUGLASVILLE, GA.)**

Burks amassed 288 yards of offense and threw three touchdown passes in leading the Owls to a 45-10 victory over Presbyterian. He rushed for a team-high 119 yards and was 6-of-10 passing for 169 yards in recording his second 100-yard rushing / 100-yard passing game of the season. Burks' TD passes went for 36, 2 and 46 yards, in addition to a long of 63. He finished the day with a 300.96 passing efficiency rating.

**DEFENSIVE PLAYER OF THE WEEK - ANTHONY ELLIS, CHARLESTON SOUTHERN, DL, Jr (APOPKA, FLA.)**

Ellis recorded six tackles (three solo, three assisted) in Charleston Southern's win at No. 24/25 Liberty to keep the Bucs in contention for the Big South's automatic bid. He recorded a season-high 3.5 tackles for loss, one sack and one quarterback hurry. Ellis also had one tackle for no gain, while his quarterback pressure led to an incomplete pass.

**SPECIAL TEAMS PLAYER OF THE WEEK - DARIUS HAMMOND, CHARLESTON SOUTHERN, RS, Sr (JOHNSTON, S.C.)**

Hammond totaled 154 combined kick return yards on seven returns to give the Buccaneers' good field position in their victory at Liberty. He returned a first quarter kickoff 83 yards to set up a field goal and eventual 10-6 CSU lead. Hammond returned five punts for 44 yards with a long of 19.

**THE COME READY NUTRITION FRESHMAN OF THE WEEK - SHANE BUCENELL, CHARLESTON SOUTHERN, QB, R-Fr (WESLEY CHAPEL, FLA.)**

Bucenell accounted for four touchdowns -- three passing and one rushing, in leading Charleston Southern to a win at Liberty. He was 10-of-16 passing for 170 yards with three first half TD scoring strikes, and his 57-yard rush for a touchdown early in the third quarter helped put the game out of reach. Bucenell finished with 235 yards of offense and a 188.62 passing efficiency rating.

## WEEK 12 SCHEDULE

**THURSDAY, NOV. 17**

LIBERTY at #16 Coastal Carolina.....7:00pm

**SATURDAY, NOV. 19**#22 KENNESAW STATE at #13/14 CHARLESTON SOUTHERN \*  
.....11:45am

(ESPN3)

MONMOUTH at GARDNER-WEBB \*.....1:30pm

(BSN Exclusive)

PRESBYTERIAN at South Alabama.....6:00pm

(ESPN3)

**END OF REGULAR SEASON**

Big South member in ALL CAPS

\*- Big South game

All Time Eastern and subject to change

## WEEK 11 RESULTS

**SATURDAY, NOV. 12**

at KENNESAW STATE 45.....PRESBYTERIAN 10 \*

#14/14 CHARLESTON SOUTHERN 48.....at #24/25 LIBERTY 28 \*

GARDNER-WEBB, MONMOUTH idle

Stay with Marriott, Support  
Big South Student-Athletes

Marriott is the Official Host Hotel of the Big South Conference





## BUCCANEER OFFENSE

| Pos. | No. | Name               | Ht.  | Wt. | Yr.   | 2016 GP/GS | Career | Note   |
|------|-----|--------------------|------|-----|-------|------------|--------|--|
| WR   | 11  | Colton Korn        | 6-0  | 190 | Sr.   | 8/8        | 43/24  | 87 career catches; one of top 3rd down targets in FCS                                      |
|      | 15  | Jared Scotland     | 5-11 | 188 | R-Jr. | 8/0        | 25/1   | Game-winning 15-yd. TD catch @ Coastal Carolina  |
| WR   | 84  | Kameron Brown      | 6-3  | 200 | R-Fr. | 9/8        | 9/8    | Big-South best 20.8 yards per catch (22 for 458)   |
|      | 16  | Saire Davis        | 6-2  | 170 | So.   | 9/2        | 21/2   | Breakout game vs. Bucknell with TD's of 59 and 32 yards                                    |
| QB   | 13  | Shane Bucenell     | 5-11 | 190 | R-Fr. | 7/6        | 7/6    | Big South Fresh. of Wk. @ Liberty - 170 yds., 3 TD, 57-yd. rush TD                         |
|      | 10  | Robert Mitchell    | 6-0  | 220 | Jr.   | 6/0        | 6/0    | 78-yd. TD run vs. PC third longest run in CSU history; Blinn JC transfer                   |
| RB   | 6   | Mike Holloway      | 5-8  | 195 | Sr.   | 8/8        | 41/23  | CSU all-time leading rusher; Leads nation in YPC (9.2)                                     |
|      | 2   | Ben Robinson       | 5-7  | 183 | Sr.   | 8/0        | 39/24  | TD runs vs. KYSU, Monmouth, PC & Liberty - season-high 71 yds. (LU)                        |
| RB   | 24  | Darius Hammond     | 5-10 | 192 | Sr.   | 8/8        | 45/21  | Big South Preseason Off. P.O.Y. - season-high 83 yds., TD @ CCU                            |
|      | 36  | Ronnie Harris      | 5-10 | 205 | R-Fr. | 7/1        | 7/1    | Redshirted; running style reminds staff of Christian Reyes (CSU 2nd all-time lead. rusher) |
| LT   | 76  | Erik Austell       | 6-3  | 285 | R-Sr. | 8/8        | 42/37  | 2015 STATS FCS 2nd Tm. All-American; missed last 3 gms. of 2015                            |
|      | 70  | Alex Thompson      | 6-2  | 270 | R-So. | 6/2        | 12/2   | Made first career start vs. Bucknell; Played in six games in 2015                          |
| LG   | 72  | Frank Cirone       | 6-3  | 280 | R-Jr. | 7/7        | 26/24  | 2-year starter & key part of Bucs' ground and pound identity                               |
|      | 64  | TJ Haney           | 6-5  | 320 | R-Fr. | 4/1        | 4/1    | Transfer from Wake Forest, where redshirted in 2015  |
| C    | 51  | Joe Gold           | 6-3  | 270 | R-So. | 8/7        | 8/7    | Transfer from Florida Atlantic has started at C & G this year                              |
|      | 60  | Caleb Brannon      | 6-0  | 295 | R-So. | 5/2        | 8/2    | Earned starts @ Florida State and vs. Presbyterian   |
| RG   | 78  | Zack Evans         | 6-2  | 285 | R-Fr. | 5/4        | 5/4    | Helped CSU hold ball for 42:41 @ CCU; redshirted in 2015                                   |
|      | 65  | Stephen Haralambis | 6-3  | 270 | R-Fr. | 2/1        | 2/1    | Started opener at NDSU; returned from injury last week at Liberty                          |
| RT   | 54  | Gage Bostwick      | 6-2  | 275 | R-So. | 8/7        | 14/8   | Earned start vs. The Citadel in FCS Playoffs; stepped up late in year                      |
|      | 79  | Brackin Smith      | 6-3  | 270 | R-Fr. | 3/0        | 3/0    | Made college debut vs. PC; projected starter missed first 5 gms. with back injury          |
| TE   | 86  | Stephen Cagle      | 6-4  | 245 | R-Sr. | 9/8        | 40/11  | Strong blocker; hauled in key 27-yd. catch in W over #1 Coastal in 2015                    |
|      | 88  | Travay Hatten      | 6-4  | 220 | R-Fr. | 9/0        | 9/0    | TD catch gave CSU lead for good @ LU; 11-yd. TD gave CSU halftime lead @ CCU               |

## BUCCANEER DEFENSE

| Pos. | No. | Name              | Ht.  | Wt. | Yr.   | 2016 GP/GS | Career | Note   |
|------|-----|-------------------|------|-----|-------|------------|--------|--|
| DE   | 8   | Anthony Ellis     | 6-1  | 245 | Jr.   | 8/8        | 31/21  | Big South Def. P.O.Wk. - leads league in sacks (7) & TFL (13)                            |
|      | 96  | RaSean Ray        | 6-3  | 250 | R-So. | 7/0        | 20/9   | Sack @ Liberty; 2 TFL vs. Jack. State in playoffs  |
| OR   | 44  | Gerald Turner     | 6-2  | 250 | Jr.   | 9/1        | 16/1   | South Carolina transfer; injured for first half of '15                                   |
| NT   | 98  | Johnny Robinson   | 6-1  | 260 | So.   | 9/8        | 20/11  | Started 3 games as true freshman; career-high 4 stops vs. CCU                            |
|      | 57  | Nick Sands        | 6-1  | 245 | R-So. | 9/2        | 21/2   | Started, 0.5 TFL, vs. GWU; forced key fumble vs. Citadel in playoffs                     |
| DT   | 40  | Noah Oliver       | 6-3  | 265 | R-So. | 8/8        | 17/8   | Emerged late in '15; career-high 5 tackles vs. Liberty                                   |
|      | 56  | Mike Taylor       | 6-3  | 250 | R-So. | 9/1        | 20/3   | Sack at Liberty; had key 4th quarter sack in W at The Citadel                            |
| SPUR | 41  | Bobby Ruff        | 6-3  | 210 | Jr.   | 5/5        | 28/5   | Looking for breakout year; perhaps CSU's best athlete; dad Brian 2x All-Amer. at Citadel |
|      | 47  | Seth Harrelson    | 6-1  | 200 | R-Sr. | 8/4        | 30/4   | Made first career start and had INT at Florida State; started in place of injured Ruff   |
| MLB  | 43  | Zane Cruz         | 6-2  | 215 | Jr.   | 9/9        | 30/22  | Heady player started all 13 gms. in '15; 64 tack. 3rd on tm.                             |
|      | 59  | Markeith Bailey   | 6-0  | 230 | R-Sr. | 6/0        | 19/0   | Consistent contributor on special teams & back-up LB last 2 years                        |
| WLB  | 5   | J.D. Sosebee      | 6-1  | 220 | R-Fr. | 5/4        | 5/4    | Returned to lineup at Coastal Carolina after missing 3 games                             |
|      | 52  | Blake Wilson      | 6-2  | 225 | Jr.   | 6/0        | 16/0   | Career-high 4 tackles vs. Kentucky State; 2 each vs. FSU and LU                          |
| BAND | 34  | Solomon Brown     | 6-1  | 220 | R-So. | 8/8        | 21/21  | 11.5 TFL (3rd BSC); Game-winning blocked PAT @ CCU                                       |
|      | 87  | Craig Johnson     | 6-2  | 205 | R-Fr. | 6/0        | 6/0    | Redshirted '15; All-Lexington County at Swansea High School                              |
| CB   | 7   | Troy McGowens     | 6-1  | 190 | Sr.   | 9/9        | 39/30  | INT's vs. NDSU & PC; Back-to-back All-BSC 2nd Team                                       |
|      | 33  | Jonathan Slaton   | 5-10 | 180 | Jr.   | 9/0        | 21/0   | Did not play in '15; Played 12 games as true freshman in '14                             |
| FS   | 23  | Corbin Jackson    | 6-0  | 195 | R-Sr. | 8/8        | 44/31  | Tied team lead in tackles; INT vs. Gardner-Webb  |
|      | 28  | Lorenzo Mathis    | 5-11 | 180 | R-Jr. | 8/5        | 29/7   | Contributor each last 2 yrs.; blocked punt, TD @ Vandy in '14                            |
| SS   | 4   | D.J. Curl         | 5-11 | 192 | Sr.   | 9/9        | 43/27  | Leader & physical presence; 50 tack., 2.5 TFL, INT in '15                                |
|      | 1   | Raymere Thomas    | 5-11 | 175 | Sr.   | 7/0        | 29/0   | Back-up saw more action in '15; deflected 4th down pass in W vs. CCU                     |
| CB   | 29  | Shadarius Hopkins | 5-10 | 180 | So.   | 9/9        | 21/12  | INT & 4 PBUP @ Liberty; started first 3 gms. as freshman                                 |
|      | 31  | Brandon Rowland   | 6-0  | 180 | So.   | 8/0        | 13/0   | Played in 5 games in '15, and earned more time in back half of year                      |

## BUCCANEER SPECIAL TEAMS

| Pos. | No. | Name           | Ht.  | Wt. | Yr.   | 2016 GP/GS | Career | Note  |
|------|-----|----------------|------|-----|-------|------------|--------|---|
| P    | 46  | Truett Burns   | 6-0  | 172 | Sr.   | 9/9        | 45/45  | Big South S.T. P. Of. Wk. vs. PC - 61 yd. punt in 2nd half          |
|      | 63  | Kyle Reighard  | 6-2  | 185 | R-Fr. | 1/0        | 1/0    | Made college debut vs. Bucknell, punting once for 29 yards          |
| PK   | 62  | Tyler Tekac    | 6-0  | 160 | So.   | 9/9        | 18/18  | Walked on in 2015 and helped strengthen CSU kicking game            |
|      | 97  | Jacob Smoak    | 6-1  | 160 | So.   | 5/0        | 5/0    | Made 2nd FG of year, a 26-yarder, vs. PC; made 46-yarder @ NDSU     |
| KO   | 99  | David Kennedy  | 5-11 | 185 | Jr.   | 9/9        | 34/34  | Has handled Bucs' kickoff duties each of last 2 years               |
|      | 63  | Kyle Reighard  | 6-2  | 185 | R-Fr. | 1/0        | 1/0    | Made college debut vs. Bucknell, punting once for 29 yards          |
| LS   | 48  | Joseph Smith   | 6-3  | 200 | R-Sr. | 8/8        | 33/33  | 2016 Preseason All-American; 2015 STATS FCS 2nd-Team All-Amer.      |
|      | 82  | Austin Talbott | 5-10 | 190 | R-Sr. | 8/1        | 11/1   | Also a backup receiver for the Bucs                                 |
| KR   | 24  | Darius Hammond | 5-10 | 192 | Sr.   | 8/8        | 45/21  | Back-to-back selections as All-Big South 1st-Team PR                |
|      | 6   | Mike Holloway  | 5-8  | 195 | Sr.   | 8/8        | 41/23  | Has been utilized as returner in special packages throughout career |
| PR   | 24  | Darius Hammond | 5-10 | 192 | Sr.   | 8/8        | 45/21  | Back-to-back selections as All-Big South 1st-Team PR                |
|      | 4   | D.J. Curl      | 5-11 | 192 | Sr.   | 9/9        | 43/27  | Returned punts for part of freshman season                          |
| H    | 99  | David Kennedy  | 5-11 | 185 | Jr.   | 9/9        | 34/34  | Has handled Bucs' kickoff duties each of last 2 years               |





## NUMERICAL ROSTER

| No. | Name               | Pos. | Yr.   | Ht.  | Wt. | Hometown/Previous School                               |
|-----|--------------------|------|-------|------|-----|--|
| 1   | Raymere Thomas     | CB   | Sr.   | 5-11 | 175 | Suwanee, Ga. / Collins Hill                            |
| 2   | Ben Robinson       | RB   | Sr.   | 5-7  | 183 | Tallahassee, Fla. / Lincoln                            |
| 3   | Larry Jones, III   | WR   | R-Sr. | 6-2  | 200 | Jacksonville, Fla. / Paxon                             |
| 4   | D.J. Curl          | DB   | Sr.   | 5-11 | 192 | Hampton, Ga. / Eagles Landing Christian Acad.          |
| 5   | London Johnson     | QB   | R-Fr. | 6-0  | 190 | Clio, S.C. / Marlboro County                           |
| 5   | J.D. Sosebee       | LB   | R-Fr. | 6-1  | 220 | Gainesville, Ga. / Gainesville                         |
| 6   | Mike Holloway      | RB   | Sr.   | 5-8  | 195 | Stone Mountain, Ga. / Arabia Mountain                  |
| 7   | Troy McGowens      | DB   | Sr.   | 6-1  | 190 | Easley, S.C. / Easley                                  |
| 8   | Anthony Ellis      | DL   | Jr.   | 6-1  | 245 | Apopka, Fla. / Apopka                                  |
| 9   | Chris Jenkins      | WR   | R-Sr. | 5-8  | 185 | Eutawville, S.C. / Lake Marion                         |
| 10  | Robert Mitchell    | QB   | Jr.   | 6-0  | 220 | Beaumont, Texas / Beaumont Central                     |
| 11  | Colton Korn        | WR   | Sr.   | 6-0  | 190 | Duncan, S.C. / Byrnes                                  |
| 12  | Chanin Hamilton    | RB   | R-Fr. | 5-10 | 198 | Vienna, Ga. / Dooly County                             |
| 13  | Shane Bucenell     | QB   | R-Fr. | 5-11 | 190 | Wesley Chapel, Fla. / Wiregrass Ranch                  |
| 14  | Alan Barnwell      | RB   | Sr.   | 5-10 | 180 | Burlington, N.C. / Cummings (Charlotte/Coffeyville CC) |
| 15  | Jared Scotland     | WR   | R-Jr. | 5-11 | 188 | Hartwell, Ga. / Hart County                            |
| 16  | Saire Davis        | WR   | So.   | 6-2  | 170 | Byron, Ga. / Peach County                              |
| 17  | Adam Allen         | RB   | Jr.   | 5-10 | 210 | Aiken, S.C. / South Aiken                              |
| 19  | Kyle Copeland      | QB   | R-Jr. | 6-1  | 196 | Arp, Texas / Arp                                       |
| 19  | Demetri Royer      | LB   | R-Fr. | 6-0  | 195 | Clearwater, Fla. / Clearwater Central Catholic         |
| 20  | Darrin Smalls      | DB   | R-Fr. | 5-11 | 185 | Summerville, S.C. / Summerville                        |
| 22  | Geoffrey Wall      | WR   | Fr.   | 5-9  | 175 | High Point, N.C. / High Point Central                  |
| 23  | Corbin Jackson     | DB   | R-Sr. | 6-0  | 195 | Marietta, Ga. / Sprayberry                             |
| 24  | Darius Hammond     | RB   | Sr.   | 5-10 | 192 | Johnston, S.C. / Strom Thurmond                        |
| 25  | Josh Bell          | DB   | Fr.   | 5-10 | 165 | Ridgeway, S.C. / Fairfield Central                     |
| 26  | Cam Cain           | DB   | So.   | 5-11 | 165 | Columbia, S.C. / Spring Valley                         |
| 27  | Malik Brown        | DB   | Fr.   | 5-11 | 190 | Charleston, S.C. / West Ashley                         |
| 27  | Noah Shuler        | RB   | Sr.   | 5-7  | 215 | Goose Creek, S.C. / Stratford                          |
| 28  | Lorenzo Mathis     | DB   | R-Jr. | 5-11 | 180 | Greenwood, S.C. / Greenwood                            |
| 29  | Shadarius Hopkins  | DB   | So.   | 5-10 | 185 | Winnsboro, S.C. / Fairfield Central                    |
| 30  | Nick Graves        | DB   | Fr.   | 6-1  | 165 | Lexington, S.C. / Lexington                            |
| 31  | Brandon Rowland    | DB   | So.   | 6-0  | 180 | Irmo, S.C. / Irmo                                      |
| 32  | Landon Sayegh      | LB   | R-So. | 5-9  | 215 | Simpsonville, S.C. / Hillcrest                         |
| 33  | Jonathan Slaton    | DB   | R-So. | 5-10 | 180 | Lithonia, Ga. / Arabia Mountain                        |
| 34  | Solomon Brown      | LB   | R-So. | 6-1  | 220 | Central, S.C. / Daniel                                 |
| 35  | Stefan Williams    | LB   | Fr.   | 6-0  | 215 | Arcadia, Fla. / Desoto                                 |
| 36  | Ronnie Harris      | RB   | R-Fr. | 5-10 | 205 | Richmond Hill, Ga. / Richmond Hill                     |
| 37  | Jarrold Stanley    | DB   | Fr.   | 5-9  | 165 | Fairburn, Ga. / Creekside                              |
| 38  | Jordan Ward        | LB   | Jr.   | 6-3  | 195 | Georgetown, S.C. / Georgetown High                     |
| 39  | Quan White         | DB   | R-Fr. | 6-1  | 190 | Greenville, S.C. / Christ Church                       |
| 40  | Noah Oliver        | DL   | R-So. | 6-3  | 265 | Altamonte Springs, Fla. / Lake Brantley                |
| 41  | Bobby Ruff         | LB   | Jr.   | 6-3  | 210 | Charleston, S.C. / West Ashley                         |
| 42  | Kelan Fraise       | RB   | So.   | 5-7  | 170 | Dacula, Ga. / Dacula                                   |
| 43  | Zane Cruz          | LB   | Jr.   | 6-2  | 215 | Jacksonville, Fla. / Yulee                             |
| 44  | Gerald Turner      | DL   | Jr.   | 6-2  | 250 | Goose Creek, S.C. / Goose Creek (South Carolina)       |
| 45  | Nikolay Timsochuk  | LB   | R-Sr. | 6-2  | 225 | Chattanooga, Tenn. / Chatt. Central (Chattanooga)      |
| 46  | Truett Burns       | P    | Sr.   | 6-0  | 200 | Clinton, S.C. / Clinton                                |
| 47  | Seth Harrelson     | LB   | R-Sr. | 6-1  | 200 | Florence, S.C. / Florence Christian                    |
| 48  | Joseph Smith       | LS   | R-Sr. | 6-3  | 200 | Easley, S.C. / Easley                                  |
| 49  | Evan Cruz          | DB   | Fr.   | 5-8  | 170 | Viera, Fla. / Viera                                    |
| 50  | Edward King        | LB   | Fr.   | 6-1  | 210 | Hallandale, Fla. / Hallandale                          |
| 51  | Joe Gold           | OL   | R-So. | 6-3  | 270 | Fort Myers, Fla. / South Ft. Myers (Florida Atlantic)  |
| 52  | Blake Wilson       | LB   | Jr.   | 6-2  | 225 | San Diego, Calif. / East Lake                          |
| 53  | Nick Salley        | LB   | Fr.   | 5-10 | 165 | Walterboro, S.C. / Colleton                            |
| 54  | Gage Bostwick      | OL   | R-So. | 6-2  | 275 | Altamonte Springs, Fla. / Lake Brantley                |
| 55  | Joey Maxberry      | LB   | So.   | 6-4  | 215 | Columbia, S.C. / Spring Valley                         |
| 56  | Mike Taylor        | DL   | R-So. | 6-3  | 250 | Fairfax, S.C. / Allendale Fairfax                      |
| 57  | Nick Sands         | LB   | R-So. | 6-1  | 245 | Greer, S.C. / Eastside                                 |
| 58  | Jackson Williamson | C    | Sr.   | 6-0  | 285 | Macon, Ga. / Jones County                              |
| 59  | Markeith Bailey    | LB   | R-Sr. | 6-1  | 232 | Holly Hill, S.C. / Lake Marion                         |



## NUMERICAL ROSTER

| No. | Name                    | Pos. | Yr.   | Ht.  | Wt. | Hometown/Previous School                                 |
|-----|-------------------------|------|-------|------|-----|--|
| 60  | Caleb Brannon           | OL   | R-So. | 6-0  | 295 | Spartanburg, S.C. / Dorman                               |
| 61  | Grayson Miller          | DL   | So.   | 6-0  | 230 | Manchester, Tenn. / Coffee County Central                |
| 62  | Tanner Atkinson         | LB   | So.   | 5-10 | 240 | Buffalo, N.Y. / Iroquois                                 |
| 62  | Tyler Tekac             | K    | So.   | 6-0  | 160 | Goose Creek, S.C. / Stratford                            |
| 63  | Kyle Reighard           | K    | So.   | 6-2  | 185 | Salem, Va. / Salem                                       |
| 64  | TJ Haney                | OL   | R-Fr. | 6-5  | 320 | Gaffney, S.C. / Gaffney (Wake Forest)                    |
| 65  | Stephen Haralambis      | OL   | R-Fr. | 6-3  | 270 | Chapin, S.C. / Chapin                                    |
| 66  | Travis White            | OL   | So.   | 6-0  | 250 | York, S.C. / York  |
| 67  | Josh Junious            | OL   | So.   | 5-9  | 260 | Columbia, S.C. / Richland Northeast                      |
| 69  | Ethan Ray               | LS   | Fr.   | 6-0  | 185 | Boiling Springs, S.C. / Boiling Springs                  |
| 70  | Dontae Minter           | OL   | So.   | 6-0  | 270 | Richmond, Ky. / Madison Central                          |
| 70  | Alex Thompson           | OL   | R-So. | 6-2  | 270 | Spartanburg, S.C. / Spartanburg High                     |
| 72  | Frank Cirone            | OL   | R-Jr. | 6-3  | 280 | Naples, Fla. / Naples                                    |
| 73  | Nick Tononi             | OL   | R-So. | 5-11 | 260 | North Charleston, S.C. / Fort Dorchester                 |
| 74  | Leroy Henry             | OL   | Fr.   | 6-2  | 320 | St. Cloud, Fla. / St. Cloud                              |
| 75  | Chris Sullivan          | OL   | R-Jr. | 6-6  | 260 | Greenville, S.C. / Mauldin                               |
| 76  | Erik Austell            | OT   | R-Sr. | 6-3  | 285 | Warner Robbins, Ga. / Central Fellowship Christian Acad. |
| 77  | Jarrold Downer          | OL   | R-Fr. | 6-3  | 265 | Swainsboro, Ga. / Emmanuel County Institute              |
| 78  | Zack Evans              | OL   | R-Fr. | 6-2  | 285 | Florence, S.C. / South Florence                          |
| 79  | Brackin Smith           | DL   | R-Fr. | 6-3  | 270 | Bogart, Ga. / North Oconee                               |
| 80  | Kenny Dinkins           | WR   | Jr.   | 5-10 | 185 | Lawtey, Fla. / Bradford                                  |
| 81  | Matthew Martin          | WR   | Fr.   | 6-0  | 175 | Anderson, S.C. / Westside                                |
| 82  | Austin Talbott          | WR   | R-Sr. | 5-10 | 190 | Jupiter, Fla. / Jupiter Christian                        |
| 83  | Qua-Vonn Scott          | TE   | R-Fr. | 6-1  | 230 | Athens, Ga. / Clarke Central                             |
| 84  | Kameron Brown           | WR   | R-Fr. | 6-3  | 200 | Beech Island, S.C. / Midland Valley                      |
| 85  | Taylor Karnap           | WR   | Fr.   | 6-1  | 170 | Myrtle Beach, S.C. / Socastee                            |
| 86  | Stephen Cagle           | TE   | R-Sr. | 6-4  | 245 | Lexington, S.C. / AC Flora                               |
| 87  | Dequan Means-Campbell   | WR   | So.   | 6-1  | 165 | Spartanburg, S.C. / Spartanburg                          |
| 87  | Craig Johnson           | LB   | R-Fr. | 6-2  | 205 | Swansea, S.C. / Swansea                                  |
| 88  | Travay Hatten           | TE   | R-Fr. | 6-4  | 220 | Pageland, S.C. / Central                                 |
| 89  | Garris Schwarting       | WR   | Fr.   | 5-10 | 160 | Bamberg, S.C. / Bamberg Ehrhardt                         |
| 90  | Skyler Curry            | DL   | Fr.   | 6-2  | 240 | Graniteville, S.C. / Midland Valley                      |
| 91  | Jacob Garibay           | DL   | R-Fr. | 6-1  | 230 | Hanahan, S.C. / Hanahan                                  |
| 92  | D'Andre Streat          | DL   | So.   | 6-2  | 245 | James Island, S.C. / James Island Charter                |
| 94  | Eishaun Funnye          | DL   | R-Fr. | 6-2  | 295 | Hemingway, S.C. / Hemingway                              |
| 95  | Ramel Hambrick-Crawford | DL   | R-So. | 6-0  | 280 | Atlanta, Ga. / Tucker                                    |
| 96  | RaSean Ray              | DE   | R-So. | 6-3  | 250 | Jacksonville, Fla. / Fletcher                            |
| 97  | Jacob Smoak             | K    | Fr.   | 6-1  | 160 | Lexington, S.C. / Brookland-Cayce                        |
| 98  | Johnny Robinson         | DL   | So.   | 6-1  | 260 | Apopka, Fla. / Apopka                                    |
| 99  | David Kennedy           | K/P  | Jr.   | 5-11 | 185 | Summerville, S.C. / Summerville                          |
|     | Demarius Alexander      | LB   | So.   | 5-10 | 200 | Camden, S.C. / Camden                                    |
|     | Andrew Earle            | WR   | So.   | 5-9  | 160 | Columbia, S.C. / Spring Valley                           |
|     | Quinlan Hammond         | DB   | So.   | 6-2  | 190 | Nakina, S.C. / South Columbus                            |
|     | Chris Rowe              | TE   | Fr.   | 6-3  | 225 | Fredericksburg, Va. / Colonial Forge                     |



## TV SPOT CHART



**JAMEY CHADWELL**  
HEAD COACH



**GABE GIARDINA**  
OFF. COORDINATOR



**CHAD STAGGS**  
DEF. COORDINATOR

## 2016 Pronunciation Guide

|                            |                    |
|----------------------------|--------------------|
| 1-Raymere Thomas .....     | Ray-MEER           |
| 5-J.D. Sosebee .....       | Sose-bee           |
| 7-Troy McGowens .....      | Muh-GOW-ins        |
| 13-Shane Bucenell .....    | Buce (soft c)-nell |
| 16-Saire Davie .....       | SIGH-eer           |
| 29-Shadarius Hopkins ..... | SHUH-darius        |
| 42-Kelan Fraise .....      | KEE-lan Phrase     |
| 45-Nikolay Timoschuk ..... | Tee-mos-chuck      |
| 59-Markeith Bailey .....   | Marr-KEITH         |
| 63-Kyle Reighard .....     | Rye-guard          |
| 72-Frank Cirone .....      | Sir-own-ee         |
| 94-Eishaun Funnye .....    | E-Shawn Funny      |

## CSU Football Coaching Staff

|   |   |
|---|---|
| Head Coach (4th Yr., ETSU '00) .....              | Jamey Chadwell                                    |
| Gabe Giardina (4th Yr., Alabama '04) .....        | Offensive Coord./Offensive Line                   |
| Chad Staggs (4th Yr., USC Upstate '00) .....      | Defensive Coord./Defensive Backs                  |
| Skylor Magee (4th Yr., Southern Miss '05) .....   | Defensive Line                                    |
| Mark Tucker (4th Yr., ETSU, 1987) .....           | Quarterbacks                                      |
| Newland Isaac (4th Yr., CSU '09) .....            | Running Backs/Tight Ends                          |
| Willy Korn (4th Yr., Clemson '10) .....           | Wide Receivers/Recruiting Coordinator             |
| Rod Wilson (4th Yr., South Carolina '05) .....    | Inside Linebackers                                |
| Josh Miller (4th Yr., App. State '07) .....       | Special Teams/Outside Linebackers                 |
| Charlie Skalaski (1st Yr., Liberty '13) .....     | Asst. Defensive Backs                             |
| Chad Scott (5th Yr., Eastern Kentucky, '01) ..... | Strength & Conditioning                           |
| Bob Garrett (4th Yr., Winthrop, 1984) .....       | Director of High School Relations                 |
| David Padilla (8th Yr., CSU '11) ...              | Kickers & Punters/Director of Football Operations |
| Malcolm Dixon (3rd Yr., CSU '14) .....            | Grad. Asst. - QBs/Ops. Football Office            |
| Sean Lampkin (3rd Yr., Brevard '14) .....         | Wide Receivers/Video Coord.                       |
| Tanner Rogers (2nd Yr., CSU '15) .....            | Grad. Asst. - Defensive Line/Video Coord.         |

## In-Game Locations

### Field

|                     |                                 |
|---------------------|---------------------------------|
| Gabe Giardina ..... | Offensive Coord./Offensive Line |
| Chad Staggs .....   | Defensive Coord./Def. Backs     |
| Skylor Magee .....  | Defensive Line                  |
| Josh Miller .....   | Special Teams/OLBs              |
| Newland Isaac ..... | Running Backs                   |
| Rod Wilson .....    | Inside Linebackers              |
| Bob Garrett .....   | Tight Ends                      |
| Dave Padilla .....  | Kickers & Punters               |
| Chad Scott .....    | Strength & Conditioning         |
| Malcolm Dixon ..... | Grad. Assistant                 |

### Press Box

|                     |                 |
|---------------------|-----------------|
| Mark Tucker .....   | Quarterbacks    |
| Willy Korn .....    | Wide Receivers  |
| Tanner Rogers ..... | Grad. Assistant |
| Sean Lampkin .....  | Grad. Assistant |





## CHARLESTON SOUTHERN SCORING DRIVES

| Opp. | Plays | Yds. | Time | Qtr/Clock | Scoring Play                          |
|------|-------|------|------|-----------|---------------------------------------|
| NDSU | 4     | 1    | 0:58 | 2nd/9:44  | Smoak 46-yd. FG                       |
| NDSU | 4     | 75   | 1:53 | 3rd/13:07 | Holloway 47-yd. TD run                |
| NDSU | 7     | 42   | 2:44 | 4th/2:59  | Holloway 6-yd. TD run                 |
| KYSU | 3     | 77   | 1:13 | 1st/11:51 | Holloway 10-yd. TD run                |
| KYSU | 5     | 30   | 2:54 | 1st/6:51  | Robinson 11-yd. TD run                |
| KYSU | 1     | 9    | 0:04 | 1st/2:35  | Holloway 9-yd. TD run                 |
| KYSU | 5     | 91   | 1:20 | 2nd/12:30 | Barnwell 3-yd. TD run                 |
| KYSU | 5     | 49   | 2:25 | 2nd/8:12  | Bucenell 3-yd. TD run                 |
| KYSU | 2     | 93   | 0:57 | 2nd/4:55  | Scotland 84 yds. pass from Bucenell   |
| KYSU |       |      |      | 3rd/1:08  | Fraise 70-yd. punt return TD          |
| KYSU | 3     | 50   | 1:34 | 4th/4:34  | L. Johnson 33-yd. TD run              |
| FSU  | 3     | 69   | 1:48 | 2nd/2:50  | K. Brown 57-yd. TD pass from Mitchell |
| FSU  |       |      |      | 4th/14:42 | M. Taylor safety                      |
| MU   | 7     | 73   | 3:33 | 2nd/7:40  | K. Brown 20-yd. TD pass from Mitchell |
| MU   | 1     | 75   | 0:16 | 3rd/14:44 | Holloway 75-yd. TD run                |
| MU   | 7     | 42   | 2:23 | 3rd/6:57  | Hammond 7-yd. TD run                  |
| MU   | 8     | 61   | 2:51 | 4th/14:52 | Robinson 12-yd. TD run                |
| MU   | 3     | 61   | 1:28 | 4th/9:18  | Holloway 63-yd. TD pass from Bucenell |
| CCU  | 7     | 63   | 3:09 | 1st/4:42  | Holloway 42-yd. TD run                |
| CCU  | 9     | 75   | 3:47 | 2nd/13:29 | Korn 12-yd. TD pass from Bucenell     |
| CCU  | 7     | 32   | 3:34 | 2nd/9:39  | Tekac 37-yd. FG                       |
| CCU  | 10    | 65   | 4:00 | 2nd/0:42  | Hatten 11-yd. TD pass from Bucenell   |
| CCU  | 8     | 50   | 4:08 | 3rd/7:19  | Hammond 27-yd. TD run                 |
| CCU  | 14    | 64   | 7:34 | 4th/9:32  | Mitchell 10-yd. TD run                |
| CCU  | 13    | 70   | 7:29 | 4th/0:42  | Mitchell 13-yd. TD run                |
| CCU  | --    | --   | --   | OT        | Korn 24-yd. TD pass from Bucenell     |
| CCU  | --    | --   | --   | OT        | Scotland 15-yd. TD pass from Bucenell |
| PC   | 12    | 97   | 6:50 | 2nd/14:23 | Robinson 25-yd. TD run                |
| PC   | 7     | 64   | 3:38 | 2nd/3:12  | Holloway 1-yd. TD run                 |
| PC   | 2     | 73   | 0:57 | 2nd/1:30  | Mitchell 78-yd. TD run                |
| PC   | 10    | 76   | 5:25 | 3rd/9:22  | Bucenell 11-yd. TD run                |
| PC   | 5     | 68   | 2:45 | 3rd/4:20  | Mitchell 8-yd. TD run                 |
| PC   | 7     | 58   | 3:30 | 4th/2:53  | Smoak 26-yd. FG                       |
| BUCK | 4     | 74   | 1:08 | 1st/10:25 | Davis 59-yd. TD pass from Bucenell    |
| BUCK | 12    | 99   | 5:52 | 2nd/9:50  | K. Brown 27-yd. TD pass from Bucenell |
| BUCK | 9     | 80   | 4:22 | 2nd/2:26  | K. Brown 13-yd. TD pass from Bucenell |
| BUCK | 12    | 65   | 4:43 | 3rd/10:17 | Johnson 5-yd. TD run                  |
| BUCK | 6     | 75   | 3:03 | 3rd/4:16  | Davis 32-yd. TD pass from Johnson     |
| BUCK | 5     | 67   | 2:36 | 3rd/0:34  | Johnson 20-yd. TD run                 |
| BUCK | 1     | 1    | 0:04 | 4th/5:12  | Holloway 1-yd. TD run                 |
| GWU  | 5     | 70   | 2:34 | 1st/12:26 | Korn 25-yd. TD pass from Bucenell     |
| GWU  | 8     | 29   | 4:01 | 4th/13:11 | Tekac 38-yd. FG                       |
| LU   | 7     | 67   | 3:10 | 1st/6:47  | Hatten 11-yd. TD pass from Bucenell   |
| LU   | 4     | -3   | 1:14 | 2nd/14:49 | Tekac 38-yd. FG                       |
| LU   | 6     | 75   | 2:57 | 2nd/10:47 | Robinson 28-yd. TD run                |
| LU   | 7     | 54   | 3:46 | 2nd/6:30  | Holloway 20-yd. TD pass from Bucenell |
| LU   | 1     | 45   | 0:12 | 2nd/5:20  | Brown 45-yd. TD pass from Bucenell    |
| LU   | 1     | 57   | 0:11 | 3rd/13:55 | Bucenell 57-yd. TD run                |
| LU   | 11    | 75   | 5:51 | 4th/14:55 | Mitchell 1-yd. TD run                 |
| LU   | 5     | 76   | 2:44 | 4th/7:33  | Tekac 28-yd. FG                       |

## OPPONENT SCORING DRIVES

| Opp. | Plays | Yds. | Time | Qtr/Clock | Scoring Play                          |
|------|-------|------|------|-----------|---------------------------------------|
| NDSU | 10    | 34   | 2:19 | 2nd/0:00  | Pederson 52-yd. FG                    |
| NDSU | 6     | 68   | 2:59 | 3rd/10:02 | Shepherd 23-yd. TD pass from Stick    |
| NDSU | 5     | 65   | 2:06 | 4th/10:34 | Urzendowski 47-yd. TD pass from Stick |
| NDSU | 1     | 25   | OT   | OT        | Frazier 25-yd. TD run                 |
| FSU  | 11    | 68   | 5:34 | 1st/9:26  | Rudolph 36-yd. TD pass from Francois  |
| FSU  | 8     | 48   | 3:37 | 1st/4:18  | Cook 1-yd. TD run                     |
| FSU  | 3     | 27   | 0:53 | 1st/3:17  | Rudolph 21-yd. TD pass from Francois  |
| FSU  |       |      |      | 1st/0:22  | Wilson 89-yd. punt return TD          |
| FSU  | 6     | 35   | 2:32 | 2nd/4:44  | Patrick 2-yd. TD run                  |
| FSU  | 4     | 63   | 1:38 | 3rd/10:00 | Cook 37-yd. TD run                    |
| FSU  | 4     | 8    | 1:26 | 4th/4:59  | Aguayo 46-yd. FG                      |
| MU   | 11    | 77   | 5:06 | 3rd/9:30  | White Jr. 31-yd. pass from Williams   |
| CCU  | 10    | 75   | 3:57 | 1st/11:03 | Henderson 1-yd. TD run                |
| CCU  | 2     | 2    | 0:40 | 1st/7:59  | Henderson 1-yd. TD pass from Keane    |
| CCU  | 6     | 69   | 2:23 | 1st/2:16  | Henderson 36-yd. TD run               |
| CCU  |       |      |      | 3rd/11:39 | White fumble recovery TD              |
| CCU  | 3     | 69   | 1:13 | 3rd/5:54  | Henderson 47-yd. TD run               |
| CCU  | 3     | 73   | 1:07 | 4th/8:17  | Bradshaw 19-yd. TD pass from Jones    |
| CCU  | 7     | 54   | 0:00 | 4th/0:00  | Granger 35-yd. FG                     |
| PC   | 4     | 4    | 1:29 | 2nd/11:32 | Norton 33-yd. FG                      |
| BUCK | 9     | 66   | 3:21 | 1st/11:39 | Horan 10-yd. TD pass from Nitti       |
| BUCK | 5     | 40   | 0:29 | 2nd/0:56  | Owers 3-yd. TD pass from Nitti        |
| BUCK | 1     | 2    | 0:06 | 3rd/7:27  | Freshnock 2-yd. TD run                |
| BUCK | 13    | 69   | 6:11 | 4th/9:17  | Freshnock 1-yd. TD run                |
| GWU  | 6     | 90   | 2:42 | 3rd/7:41  | Maxwell 52-yd. TD run                 |
| GWU  | 13    | 50   | 5:02 | 3:26/4th  | Schumacher 39-yd. FG                  |
| GWU  | 8     | 85   | 1:15 | 0:27/4th  | Estes 1-yd. TD pass from Maxwell      |
| LU   | 4     | -1   | 1:15 | 12:55/1st | Probert 32-yd. FG                     |
| LU   | 13    | 51   | 5:23 | 1:17/1st  | Probert 39-yd. FG                     |
| LU   | 3     | 71   | 1:22 | 5:47/3rd  | Couamin 65-yd. TD pass from Calvert   |
| LU   | 10    | 75   | 4:34 | 10:21/4th | Farrow 8-yd. TD pass from Calvert     |
| LU   | 3     | 47   | 0:26 | 1:30/4th  | Shells 48-yd. TD pass from Calvert    |

## CHARLESTON SOUTHERN LONG PLAYS (30+ Yards)

| YDS | PLAY                           | OPP. (QTR) |
|-----|--------------------------------|------------|
| 40  | Holloway run                   | NDSU (1)   |
| 47  | Holloway TD run                | NDSU (3)   |
| 49  | Holloway run                   | KYSU (1)   |
| 32  | Hammond punt return            | KYSU (1)   |
| 49  | Hammond punt return            | KYSU (1)   |
| 34  | Hammond punt return            | KYSU (1)   |
| 70  | Barnwell TD run                | KYSU (2)   |
| 84  | Scotland TD pass from Bucenell | KYSU (2)   |
| 30  | R. Thomas kick return          | KYSU (2)   |
| 40  | Fraise punt return             | KYSU (2)   |
| 70  | Fraise punt return TD          | KYSU (3)   |
| 33  | L. Johnson TD run              | KYSU (4)   |
| 57  | K. Brown TD pass from Mitchell | FSU (2)    |
| 39  | Bucenell run                   | MU (1)     |
| 75  | Holloway TD run                | MU (3)     |
| 63  | Holloway TD pass from Bucenell | MU (4)     |
| 42  | Holloway TD run                | CCU (1)    |
| 78  | Mitchell TD run                | PC (2)     |
| 59  | Davis TD pass from Bucenell    | BUCK (1)   |
| 32  | Davis TD pass from Johnson     | BUCK (3)   |
| 43  | Korn pass from Johnson         | BUCK (3)   |
| 33  | K. Brown pass from Bucenell    | GWU (2)    |
| 45  | K. Brown TD pass from Bucenell | LU (2)     |
| 57  | Bucenell TD run                | LU (3)     |
| 76  | Holloway run                   | LU (4)     |

## OPPONENT LONG PLAYS (30+ Yards)

| YDS | PLAY                           | OPP. (QTR) |
|-----|--------------------------------|------------|
| 47  | Urzendowski TD pass from Stick | NDSU (4)   |
| 42  | Harris TD run                  | KYSU (2)   |
| 36  | Rudolph TD pass from Francois  | FSU (1)    |
| 89  | Wilson punt return TD          | FSU (1)    |
| 37  | Cook TD run                    | FSU (3)    |
| 36  | Henderson TD run               | CCU (1)    |
| 47  | Henderson TD run               | CCU (3)    |
| 45  | Bradshaw run                   | CCU (4)    |
| 52  | Maxwell TD run                 | GWU (3)    |
| 65  | Couamin TD pass from Calvert   | LU (3)     |
| 48  | Shells TD pass from Calvert    | LU (4)     |



## GAME-BY-GAME STARTERS

| 2016 CSU OFFENSIVE STARTERS | WR       | WR/RB/TE | WR/RB/TE | RB      | QB         | LT       | LG       | C          | RG         | RT         | TE/WR |
|-----------------------------|----------|----------|----------|---------|------------|----------|----------|------------|------------|------------|-------|
| @ North Dakota State (8/27) | K. BROWN | KORN     | HOLLOWAY | HAMMOND | COPELAND   | AUSTELL  | CIRONE   | GOLD       | HARALAMBIS | WILLIAMSON | CAGLE |
| Kentucky State (9/3)        | KORN     | HATTEN   | HOLLOWAY | HAMMOND | COPELAND   | AUSTELL  | GOLD     | WILLIAMSON | CIRONE     | BOSTWICK   | CAGLE |
| @ Florida State (9/10)      | K. BROWN | SCOTLAND | FRAISE   | HARRIS  | L. JOHNSON | BOSTWICK | HANEY    | BRANNON    | EVANS      | THOMPSON   | CAGLE |
| @ Monmouth (9/24)           | K. BROWN | KORN     | HOLLOWAY | HAMMOND | BUCENELL   | AUSTELL  | CIRONE   | GOLD       | EVANS      | BOSTWICK   | CAGLE |
| @ Coastal Carolina (10/1)   | K. BROWN | KORN     | HOLLOWAY | HAMMOND | BUCENELL   | AUSTELL  | CIRONE   | GOLD       | EVANS      | BOSTWICK   | CAGLE |
| Presbyterian (10/22)        | K. BROWN | Q. SCOTT | HOLLOWAY | HAMMOND | BUCENELL   | AUSTELL  | CIRONE   | BRANNON    | EVANS      | BOSTWICK   | CAGLE |
| Bucknell (10/29)            | K. BROWN | KORN     | HOLLOWAY | HAMMOND | BUCENELL   | THOMPSON | CIRONE   | GOLD       | AUSTELL    | BOSTWICK   | DAVIS |
| Gardner-Webb (11/5)         | KORN     | DAVIS    | HOLLOWAY | HAMMOND | BUCENELL   | AUSTELL  | BOSTWICK | GOLD       | EVANS      | THOMPSON   | CAGLE |
| @ Liberty (11/12)           | K. BROWN | KORN     | HOLLOWAY | HAMMOND | BUCENELL   | AUSTELL  | CIRONE   | GOLD       | EVANS      | BOSTWICK   | CAGLE |

| 2016 CSU DEFENSIVE STARTERS | DE       | NT       | DT     | SPUR      | MLB  | WLB        | BAND     | CB       | FS         | SS   | CB      |
|-----------------------------|----------|----------|--------|-----------|------|------------|----------|----------|------------|------|---------|
| @ North Dakota State (8/27) | ROBINSON | OLIVER   | ELLIS  | RUFF      | CRUZ | SOSEBEE    | S. BROWN | MCGOWENS | C. JACKSON | CURL | HOPKINS |
| Kentucky State (9/3)        | OLIVER   | ROBINSON | SANDS  | RUFF      | CRUZ | TIMOSHCHUK | TURNER   | MCGOWENS | C. JACKSON | CURL | HOPKINS |
| @ Florida State (9/10)      | ELLIS    | ROBINSON | TAYLOR | HARRELSON | CRUZ | TIMOSHCHUK | S. BROWN | MCGOWENS | MATHIS     | CURL | HOPKINS |
| @ Monmouth (9/24)           | ELLIS    | ROBINSON | OLIVER | RUFF      | CRUZ | TIMOSHCHUK | S. BROWN | MCGOWENS | C. JACKSON | CURL | HOPKINS |
| @ Coastal Carolina (10/1)   | ELLIS    | ROBINSON | OLIVER | RUFF      | CRUZ | SOSEBEE    | S. BROWN | MCGOWENS | C. JACKSON | CURL | HOPKINS |
| Presbyterian (10/22)        | ELLIS    | ROBINSON | OLIVER | HARRELSON | CRUZ | TIMOSHCHUK | S. BROWN | MCGOWENS | C. JACKSON | CURL | HOPKINS |
| Bucknell (10/29)            | ELLIS    | ROBINSON | OLIVER | HARRELSON | CRUZ | SOSEBEE    | S. BROWN | MCGOWENS | C. JACKSON | CURL | HOPKINS |
| Gardner-Webb (11/5)         | ELLIS    | SANDS    | OLIVER | HARRELSON | CRUZ | SOSEBEE    | S. BROWN | MCGOWENS | C. JACKSON | CURL | HOPKINS |
| @ Liberty (11/12)           | ELLIS    | ROBINSON | OLIVER | RUFF      | CRUZ | TIMOSHCHUK | S. BROWN | MCGOWENS | C. JACKSON | CURL | HOPKINS |

## CSU GAME-BY-GAME LEADERS

| OPPONENT                    | RUSH (YDS)            | PASSING                      | RECEIVING            | PUNTING        | FIELD GOALS              | TACKLES             | SCORING        |
|-----------------------------|-----------------------|------------------------------|----------------------|----------------|--------------------------|---------------------|----------------|
| @ North Dakota State (8/27) | Holloway (10-126-2TD) | Copeland (8-20-94-TD-INT)    | K. Brown (3-58)      | Burns (6-42.7) | Smoak (1/2, 46 Made)     | Curl/C. Jackson (9) | Holloway (12)  |
| Kentucky State (9/3)        | Barnwell (4-108)      | Bucenell (3-5-99-TD)         | Scotland (2-92-TD)   | Burns (3-35.7) | None                     | C. Jackson (7)      | Holloway (12)  |
| @ Florida State (9/10)      | Hamilton (9-53)       | Mitchell (7-20-142-TD-INT)   | K. Brown (2-80-TD)   | Burns (7-38.7) | Smoak (0/1, 48 Miss)     | S. Brown (9)        | K. Brown (6)   |
| @ Monmouth (9/24)           | Holloway (11-151-TD)  | Bucenell (4-10-98-TD-INT)    | K. Brown (4-55-TD)   | Burns (4-33.2) | None                     | Timoshchuk (8)      | Holloway (12)  |
| @ Coastal Carolina (10/1)   | Holloway (22-140-TD)  | Bucenell (9-15-149-4 TD)     | Scotland (4-62-TD)   | Burns (3-32.0) | Tekac (1/1, 37 Made)     | C. Jackson (7)      | Mitchell (12)  |
| Presbyterian (10/22)        | Mitchell (6-113-2 TD) | Bucenell (13-14-156)         | Korn (4-60)          | Burns (2-52.0) | Smoak (1/1, 26 Made)     | Timoshchuk (7)      | Mitchell (12)  |
| Bucknell (10/29)            | Holloway (11-105-TD)  | Bucenell (9-16-172-3 TD-INT) | K. Brown (5-67-2 TD) | Burns (1-32.0) | None                     | C. Jackson (10)     | 3 Players (12) |
| Gardner-Webb (11/5)         | Holloway (13-70)      | Bucenell (5-13-89-TD)        | K. Brown (2-59)      | Burns (7-36.3) | Tekac (1/2, 38 Made)     | S. Brown (9)        | Korn (6)       |
| @ Liberty (11/12)           | Holloway (9-107-TD)   | Bucenell (10-16-3 TD-2 INT)  | K. Brown (2-60-TD)   | Burns (4-36.2) | Tekac (2/2, 38, 28 Made) | Ellis (6)           | Tekac (12)     |



| Date           | Opponent                 | Score   | Att.  |
|----------------|--------------------------|---------|-------|
| Aug 27, 2016   | at #1 North Dakota State | L 17-24 | 18881 |
| Sep 03, 2016   | KENTUCKY ST.             | W 57-7  | 1780  |
| Sep 10, 2016   | at #3 Florida St.        | L 8-52  | 75831 |
| * Sep 24, 2016 | at Monmouth              | W 35-7  | 2801  |
| Oct 01, 2016   | at #14 Coastal Carolina  | W 59-58 | 10213 |
| * Oct 22, 2016 | PRESBYTERIAN             | W 38-3  | 5375  |
| Oct 29, 2016   | BUCKNELL                 | W 49-28 | 2356  |
| * Nov 05, 2016 | GARDNER-WEBB             | L 10-17 | 1603  |
| * 11-12-16     | at #24 Liberty           | W 48-26 | 21712 |

| Rushing          | gp | att | gain | loss | net  | avg  | td | lg | avg/g |
|------------------|----|-----|------|------|------|------|----|----|-------|
| HOLLOWAY, Mike   | 8  | 86  | 796  | 2    | 794  | 9.2  | 8  | 76 | 99.2  |
| HAMMOND, Darius  | 8  | 72  | 334  | 5    | 329  | 4.6  | 2  | 27 | 41.1  |
| BUCENELL, Shane  | 7  | 64  | 338  | 83   | 255  | 4.0  | 3  | 57 | 36.4  |
| MITCHELL, Robert | 6  | 43  | 307  | 52   | 255  | 5.9  | 5  | 78 | 42.5  |
| JOHNSON, London  | 5  | 31  | 248  | 36   | 212  | 6.8  | 3  | 33 | 42.4  |
| ROBINSON, Ben    | 8  | 23  | 185  | 4    | 181  | 7.9  | 4  | 28 | 22.6  |
| BARNWELL, Alan   | 4  | 5   | 141  | 0    | 141  | 28.2 | 1  | 70 | 35.2  |
| HAMILTON, Chanin | 8  | 25  | 122  | 5    | 117  | 4.7  | 0  | 25 | 14.6  |
| WALL, Geoffrey   | 9  | 11  | 70   | 2    | 68   | 6.2  | 0  | 23 | 7.6   |
| HARRIS, Ronnie   | 6  | 13  | 63   | 1    | 62   | 4.8  | 0  | 17 | 10.3  |
| FRAISE, Kelan    | 4  | 10  | 59   | 11   | 48   | 4.8  | 0  | 19 | 12.0  |
| COPELAND, Kyle   | 2  | 13  | 56   | 15   | 41   | 3.2  | 0  | 18 | 20.5  |
| CAGLE, Stephen   | 8  | 1   | 12   | 0    | 12   | 12.0 | 0  | 12 | 1.5   |
| TALBOTT, Austin  | 6  | 1   | 4    | 0    | 4    | 4.0  | 0  | 4  | 0.7   |
| Total            | 9  | 403 | 2735 | 246  | 2489 | 6.2  | 26 | 78 | 276.6 |
| Opponents        | 9  | 318 | 1428 | 253  | 1175 | 3.7  | 12 | 52 | 130.6 |

| Passing          | gp | effic  | comp-att-int | pct  | yds  | td | lg | avg/g |
|------------------|----|--------|--------------|------|------|----|----|-------|
| BUCENELL, Shane  | 7  | 186.82 | 53-89-4      | 59.6 | 933  | 13 | 84 | 133.3 |
| MITCHELL, Robert | 6  | 87.76  | 14-42-3      | 33.3 | 265  | 2  | 57 | 44.2  |
| COPELAND, Kyle   | 2  | 70.76  | 9-22-1       | 40.9 | 102  | 0  | 21 | 51.0  |
| JOHNSON, London  | 5  | 134.33 | 6-12-1       | 50.0 | 105  | 1  | 43 | 21.0  |
| Total            | 9  | 142.32 | 82-165-9     | 49.7 | 1405 | 16 | 84 | 156.1 |
| Opponents        | 9  | 124.64 | 155-261-7    | 59.4 | 1605 | 15 | 65 | 178.3 |

| Receiving        | gp | no. | yds  | avg  | td | lg | avg/g |
|------------------|----|-----|------|------|----|----|-------|
| BROWN, Kameron   | 9  | 22  | 458  | 20.8 | 5  | 57 | 50.9  |
| KORN, Colton     | 8  | 13  | 210  | 16.2 | 3  | 43 | 26.2  |
| HOLLOWAY, Mike   | 8  | 12  | 161  | 13.4 | 2  | 63 | 20.1  |
| SCOTLAND, Jared  | 8  | 11  | 213  | 19.4 | 2  | 84 | 26.6  |
| DAVIS, Saire     | 8  | 7   | 132  | 18.9 | 2  | 59 | 16.5  |
| HATTEN, Travay   | 9  | 4   | 56   | 14.0 | 2  | 23 | 6.2   |
| SCOTT, Qua-Vonn  | 6  | 4   | 46   | 11.5 | 0  | 29 | 7.7   |
| HAMMOND, Darius  | 8  | 3   | 27   | 9.0  | 0  | 15 | 3.4   |
| WALL, Geoffrey   | 9  | 2   | 31   | 15.5 | 0  | 16 | 3.4   |
| JONES III, Larry | 5  | 1   | 55   | 55.0 | 0  | 55 | 11.0  |
| ROBINSON, Ben    | 8  | 1   | 8    | 8.0  | 0  | 8  | 1.0   |
| FRAISE, Kelan    | 4  | 1   | 7    | 7.0  | 0  | 7  | 1.8   |
| HAMILTON, Chanin | 8  | 1   | 1    | 1.0  | 0  | 1  | 0.1   |
| Total            | 9  | 82  | 1405 | 17.1 | 16 | 84 | 156.1 |
| Opponents        | 9  | 155 | 1605 | 10.4 | 15 | 65 | 178.3 |

| Field Goals  | fg  | pct. | 01-19 | 20-29 | 30-39 | 40-49 | 50-99 | lg | blk |
|--------------|-----|------|-------|-------|-------|-------|-------|----|-----|
| TEKAC, Tyler | 4-6 | 66.7 | 0-0   | 1-1   | 3-5   | 0-0   | 0-0   | 38 | 0   |
| SMOAK, Jacob | 2-4 | 50.0 | 0-0   | 1-1   | 0-0   | 1-2   | 0-1   | 46 | 0   |

| Scoring          | td | fg   | kick  | rush | rcv | pass | dxp | saf | pts |
|------------------|----|------|-------|------|-----|------|-----|-----|-----|
| HOLLOWAY, Mike   | 10 | -    | -     | 1-1  | -   | -    | -   | -   | 62  |
| TEKAC, Tyler     | -  | 4-6  | 37-39 | -    | -   | -    | -   | -   | 49  |
| MITCHELL, Robert | 5  | -    | -     | -    | -   | -    | -   | -   | 30  |
| BROWN, Kameron   | 5  | -    | -     | -    | -   | -    | -   | -   | 30  |
| ROBINSON, Ben    | 4  | -    | -     | -    | -   | -    | -   | -   | 24  |
| KORN, Colton     | 3  | -    | -     | -    | -   | -    | -   | -   | 18  |
| BUCENELL, Shane  | 3  | -    | -     | -    | -   | -    | -   | -   | 18  |
| JOHNSON, London  | 3  | -    | -     | -    | -   | -    | -   | -   | 18  |
| HATTEN, Travay   | 2  | -    | -     | -    | -   | -    | -   | -   | 12  |
| DAVIS, Saire     | 2  | -    | -     | -    | -   | -    | -   | -   | 12  |
| SCOTLAND, Jared  | 2  | -    | -     | -    | -   | -    | -   | -   | 12  |
| HAMMOND, Darius  | 2  | -    | -     | -    | -   | -    | -   | -   | 12  |
| SMOAK, Jacob     | -  | 2-4  | 2-2   | -    | -   | -    | -   | -   | 8   |
| FRAISE, Kelan    | 1  | -    | -     | -    | -   | -    | -   | -   | 6   |
| BARNWELL, Alan   | 1  | -    | -     | -    | -   | -    | -   | -   | 6   |
| Total            | 43 | 6-10 | 39-41 | 2-2  | -   | -    | 1   | 321 |     |
| Opponents        | 29 | 7-8  | 25-26 | -    | 1   | 1-3  | -   | 222 |     |

| Record:        | Overall | Home | Away | Neutral |
|----------------|---------|------|------|---------|
| All games      | 6-3     | 3-1  | 3-2  | 0-0     |
| Conference     | 3-1     | 1-1  | 2-0  | 0-0     |
| Non-Conference | 3-2     | 2-0  | 1-2  | 0-0     |

| Team Statistics         | CSU      | OPP       |
|-------------------------|----------|-----------|
| FIRST DOWNS             | 174      | 150       |
| Rushing                 | 113      | 65        |
| Passing                 | 54       | 71        |
| Penalty                 | 7        | 14        |
| RUSHING YARDAGE         | 2489     | 1175      |
| Rushing Attempts        | 403      | 318       |
| Average Per Rush        | 6.2      | 3.7       |
| Average Per Game        | 276.6    | 130.6     |
| TDs Rushing             | 26       | 12        |
| PASSING YARDAGE         | 1405     | 1605      |
| Comp-Att-Int            | 82-165-9 | 155-261-7 |
| Average Per Pass        | 8.5      | 6.1       |
| Average Per Catch       | 17.1     | 10.4      |
| Average Per Game        | 156.1    | 178.3     |
| TDs Passing             | 16       | 15        |
| TOTAL OFFENSE           | 3894     | 2780      |
| Average Per Play        | 6.9      | 4.8       |
| Average Per Game        | 432.7    | 308.9     |
| KICK RETURNS: #-Yards   | 26-688   | 49-892    |
| PUNT RETURNS: #-Yards   | 19-302   | 7-110     |
| INT RETURNS: #-Yards    | 7-96     | 9-97      |
| FUMBLES-LOST            | 18-9     | 9-6       |
| PENALTIES-Yards         | 73-577   | 43-392    |
| PUNTS-AVG               | 38-37.6  | 59-38.3   |
| TIME OF POSSESSION/Game | 31:28    | 28:32     |
| 3RD-DOWN Conversions    | 46/112   | 47/124    |
| 4TH-DOWN Conversions    | 8/12     | 6/10      |

| Interceptions      | no. | yds | avg  | td | lg |
|--------------------|-----|-----|------|----|----|
| MCGOWENS, Troy     | 2   | 30  | 15.0 | 0  | 30 |
| JACKSON, Corbin    | 1   | 21  | 21.0 | 0  | 21 |
| HOPKINS, Shadarius | 1   | 0   | 0.0  | 0  | 0  |
| CURL, D.J.         | 1   | 3   | 3.0  | 0  | 3  |
| CRUZ, Zane         | 1   | 38  | 38.0 | 0  | 38 |
| HARRELSON, Seth    | 1   | 4   | 4.0  | 0  | 4  |

| Punting        | no. | yds  | avg  | lg | tb | fc | i20 | 50+ | blk |
|----------------|-----|------|------|----|----|----|-----|-----|-----|
| BURNS, Truett  | 37  | 1398 | 37.8 | 61 | 1  | 7  | 12  | 3   | 0   |
| REIGHARD, Kyle | 1   | 29   | 29.0 | 29 | 0  | 0  | 0   | 0   | 0   |

| Punt Returns    | no. | yds | avg  | td | lg |
|-----------------|-----|-----|------|----|----|
| HAMMOND, Darius | 15  | 182 | 12.1 | 0  | 49 |
| FRAISE, Kelan   | 4   | 120 | 30.0 | 1  | 70 |
| Total           | 19  | 302 | 15.9 | 1  | 70 |
| Opponents       | 7   | 110 | 15.7 | 1  | 89 |

| Kick Returns     | no. | yds | avg  | td | lg |
|------------------|-----|-----|------|----|----|
| HAMMOND, Darius  | 14  | 497 | 35.5 | 0  | 83 |
| HOLLOWAY, Mike   | 3   | 31  | 10.3 | 0  | 17 |
| FRAISE, Kelan    | 3   | 47  | 15.7 | 0  | 24 |
| THOMAS, Raymere  | 2   | 49  | 24.5 | 0  | 30 |
| ROWLAND, Brandon | 1   | 26  | 26.0 | 0  | 26 |
| HAMILTON, Chanin | 1   | 12  | 12.0 | 0  | 12 |
| JENKINS, Chris   | 1   | 26  | 26.0 | 0  | 26 |
| HATTEN, Travay   | 1   | 0   | 0.0  | 0  | 0  |
| Total            | 26  | 688 | 26.5 | 0  | 83 |
| Opponents        | 49  | 892 | 18.2 | 0  | 51 |

| All Purpose   | g | rush | rcv  | pr  | kr  | ir | total | avg/g |
|---------------|---|------|------|-----|-----|----|-------|-------|
| HAMMOND, Dari | 8 | 329  | 27   | 182 | 497 | 0  | 1035  | 129.4 |
| HOLLOWAY, Mik | 8 | 794  | 161  | 0   | 31  | 0  | 986   | 123.2 |
| BROWN, Kamer  | 9 | 0    | 458  | 0   | 0   | 0  | 458   | 50.9  |
| BUCENELL, Sha | 7 | 255  | 0    | 0   | 0   | 0  | 255   | 36.4  |
| MITCHELL, Rob | 6 | 255  | 0    | 0   | 0   | 0  | 255   | 42.5  |
| Total         | 9 | 2489 | 1405 | 302 | 688 | 96 | 4980  | 553.3 |
| Opponents     | 9 | 1175 | 1605 | 110 | 892 | 97 | 3879  | 431.0 |

| Total Offense    | g | plays | rush | pass | total | avg/g |
|------------------|---|-------|------|------|-------|-------|
| BUCENELL, Shane  | 7 | 153   | 255  | 933  | 1188  | 169.7 |
| HOLLOWAY, Mike   | 8 | 86    | 794  | 0    | 794   | 99.2  |
| MITCHELL, Robert | 6 | 85    | 255  | 265  | 520   | 86.7  |
| HAMMOND, Darius  | 8 | 72    | 329  | 0    | 329   | 41.1  |





| ##        | Defensive Leaders    | gp | Tackles |     |     |         | Sacks<br>no-yds | Pass defense |      |     | Fumbles |    | blkd |     |
|-----------|----------------------|----|---------|-----|-----|---------|-----------------|--------------|------|-----|---------|----|------|-----|
|           |                      |    | ua      | a   | tot | tfl/yds |                 | int-yds      | brup | qbh | rcv-yds | ff | kick | saf |
| 23        | JACKSON, Corbin      | 8  | 27      | 22  | 49  | 2.5-10  | 0.5-5           | 1-21         | 1    | .   | .       | .  | .    | .   |
| 34        | BROWN, Solomon       | 8  | 28      | 21  | 49  | 11.5-60 | 4.5-46          | .            | 4    | 6   | .       | 1  | 1    | .   |
| 4         | CURL, D.J.           | 9  | 26      | 14  | 40  | 1.5-16  | 1.5-16          | 1-3          | 3    | .   | .       | 1  | .    | .   |
| 45        | TIMOSHCHUK, Nikolay  | 8  | 20      | 17  | 37  | 2.5-4   | .               | .            | .    | .   | .       | .  | .    | .   |
| 29        | HOPKINS, Shadarius   | 9  | 21      | 16  | 37  | .       | .               | 1-0          | 8    | .   | .       | .  | .    | .   |
| 43        | CRUZ, Zane           | 9  | 18      | 19  | 37  | 1.5-5   | .               | 1-38         | 1    | 2   | 1-0     | .  | .    | .   |
| 8         | ELLIS, Anthony       | 8  | 17      | 14  | 31  | 13.0-40 | 7.0-28          | .            | 1    | 5   | .       | 2  | .    | .   |
| 40        | OLIVER, Noah         | 8  | 9       | 18  | 27  | 1.5-2   | .               | .            | .    | 1   | .       | .  | .    | .   |
| 47        | HARRELSON, Seth      | 9  | 16      | 9   | 25  | 6.0-18  | 1.0-5           | 1-4          | 1    | .   | 1-0     | 1  | .    | .   |
| 7         | MCGOWENS, Troy       | 9  | 15      | 10  | 25  | 3.0-12  | 1.0-8           | 2-30         | 2    | .   | 1-0     | .  | .    | .   |
| 98        | ROBINSON, Johnny     | 9  | 9       | 13  | 22  | 1.5-4   | 0.5-3           | .            | .    | 1   | .       | .  | .    | .   |
| 5         | SOSEBEE, J.D.        | 6  | 12      | 10  | 22  | 0.5-1   | .               | .            | 2    | .   | 1-0     | .  | .    | .   |
| 31        | ROWLAND, Brandon     | 8  | 15      | 6   | 21  | .       | .               | .            | 1    | .   | .       | .  | .    | .   |
| 56        | TAYLOR, Mike         | 8  | 10      | 8   | 18  | 6.0-27  | 3.5-19          | .            | .    | 1   | .       | 1  | .    | 1   |
| 41        | RUFF, Bobby          | 5  | 10      | 8   | 18  | 1.0-8   | 1.0-8           | .            | 2    | .   | .       | .  | .    | .   |
| 28        | MATHIS, Lorenzo      | 7  | 10      | 8   | 18  | 2.0-16  | 1.0-12          | .            | 1    | .   | .       | .  | .    | .   |
| 1         | THOMAS, Raymere      | 7  | 10      | 6   | 16  | .       | .               | .            | 1    | .   | .       | .  | .    | .   |
| 33        | SLATON, Jonathan     | 9  | 7       | 7   | 14  | .       | .               | .            | 1    | .   | .       | .  | .    | .   |
| 94        | FUNNYE, Eishaun      | 7  | 4       | 9   | 13  | 0.5-2   | .               | .            | .    | .   | .       | .  | .    | .   |
| 55        | MAXBERRY, Joseph     | 4  | 5       | 7   | 12  | 2.0-7   | 1.5-6           | .            | .    | .   | .       | .  | .    | .   |
| 32        | SAYEGH, Landon       | 7  | 8       | 3   | 11  | .       | .               | .            | 2    | .   | .       | .  | .    | .   |
| 57        | SANDS, Nick          | 8  | 1       | 10  | 11  | 1.5-2   | .               | .            | .    | .   | 1-0     | .  | .    | .   |
| 96        | RAY, RaSean          | 6  | 4       | 5   | 9   | 1.0-1   | 1.0-1           | .            | .    | 1   | .       | 1  | .    | .   |
| 52        | WILSON, Blake        | 6  | 4       | 4   | 8   | 0.5-1   | .               | .            | .    | .   | .       | .  | .    | .   |
| 9         | JENKINS, Chris       | 8  | 5       | 2   | 7   | .       | .               | .            | .    | .   | .       | .  | .    | .   |
| 15        | SCOTLAND, Jared      | 8  | 6       | .   | 6   | .       | .               | .            | .    | .   | .       | .  | .    | .   |
| 44        | TURNER, Gerald       | 6  | 2       | 3   | 5   | 2.5-16  | 2.0-14          | .            | .    | 2   | .       | .  | .    | .   |
| 20        | SMALLS, Darin        | 7  | 4       | 1   | 5   | .       | .               | .            | .    | .   | .       | .  | .    | .   |
| 6         | HOLLOWAY, Mike       | 8  | 3       | 2   | 5   | .       | .               | .            | .    | .   | .       | .  | .    | .   |
| 38        | WARD, Jordan         | 6  | 1       | 4   | 5   | .       | .               | .            | .    | .   | .       | .  | .    | .   |
| 59        | BAILEY, Markeith     | 5  | 1       | 3   | 4   | .       | .               | .            | .    | .   | .       | .  | .    | .   |
| 95        | HAMBRICK-CRAWFORD, R | 6  | 1       | 3   | 4   | .       | .               | .            | .    | .   | .       | .  | .    | .   |
| 48        | SMITH, Joseph        | 5  | 1       | 2   | 3   | .       | .               | .            | .    | .   | .       | .  | .    | .   |
| 88        | HATTEN, Travay       | 9  | 3       | .   | 3   | .       | .               | .            | .    | .   | .       | .  | .    | .   |
| 87        | JOHNSON, Craig       | 5  | 2       | 1   | 3   | 1.0-13  | 1.0-13          | .            | .    | 1   | .       | .  | .    | .   |
| 24        | HAMMOND, Darius      | 8  | 2       | 1   | 3   | .       | .               | .            | .    | .   | .       | .  | .    | .   |
| 91        | GARIBAY, Jacob       | 5  | 2       | .   | 2   | .       | .               | .            | .    | .   | .       | .  | .    | .   |
| 99        | KENNEDY, David       | 9  | 1       | .   | 1   | .       | .               | .            | .    | .   | .       | .  | .    | .   |
| 6D        | JUNIOUS, Josh        | 1  | .       | 1   | 1   | .       | .               | .            | .    | .   | .       | .  | .    | .   |
| 2         | ROBINSON, Ben        | 8  | .       | 1   | 1   | .       | .               | .            | .    | .   | .       | .  | .    | .   |
| 13        | BUCENELL, Shane      | 7  | .       | 1   | 1   | .       | .               | .            | .    | .   | .       | .  | .    | .   |
| 14        | BARNWELL, Alan       | 4  | .       | 1   | 1   | .       | .               | .            | .    | .   | .       | .  | .    | .   |
| 39        | WHITE, Quan          | 2  | .       | 1   | 1   | .       | .               | .            | 1    | .   | .       | .  | .    | .   |
| 92        | STREAT, D'Andre      | 1  | .       | 1   | 1   | .       | .               | .            | .    | .   | 1-0     | .  | .    | .   |
| 3         | JONES III, Larry     | 5  | 1       | .   | 1   | .       | .               | .            | .    | .   | .       | .  | .    | .   |
| 61        | MILLER, Grayson      | 1  | .       | 1   | 1   | 0.5-1   | .               | .            | .    | .   | .       | .  | .    | .   |
| 22        | WALL, Geoffrey       | 9  | .       | 1   | 1   | 0.5-0   | .               | .            | .    | .   | .       | .  | .    | .   |
| 83        | SCOTT, Qua-Vonn      | 6  | 1       | .   | 1   | .       | .               | .            | .    | .   | .       | .  | .    | .   |
| 53        | ALEXANDER, Demarius  | 1  | .       | 1   | 1   | .       | .               | .            | .    | .   | .       | .  | .    | .   |
| 72        | CIRONE, Frank        | 6  | .       | 1   | 1   | .       | .               | .            | .    | .   | .       | .  | .    | .   |
| 82        | TALBOTT, Austin      | 6  | 1       | .   | 1   | .       | .               | .            | .    | .   | .       | .  | .    | .   |
| Total     |                      | 9  | 343     | 296 | 639 | 64-266  | 27-184          | 7-96         | 32   | 20  | 6-0     | 7  | 1    | 1   |
| Opponents |                      | 9  | 344     | 228 | 572 | 51-212  | 17-109          | 9-97         | 32   | 10  | 9-8     | 10 | .    | .   |



## CSU GAME-BY-GAME STATISTICS

| Date      | Opponent              | Rushing |      |    |    | Receiving |      |    |    | Passing     |      |    |    | Kick Returns |     |    |    | Punt Returns |     |    |    | tot<br>off |
|-----------|-----------------------|---------|------|----|----|-----------|------|----|----|-------------|------|----|----|--------------|-----|----|----|--------------|-----|----|----|------------|
|           |                       | no.     | yds  | td | lg | no.       | yds  | td | lg | cmp-att-int | yds  | td | lg | no.          | yds | td | lg | no.          | yds | td | lg |            |
| Aug 27    | at North Dakota State | 34      | 169  | 2  | 47 | 8         | 94   | 0  | 21 | 8-20-1      | 94   | 0  | 21 | 2            | 51  | 0  | 27 | 1            | -4  | 0  | 0  | 263        |
| Sep 03    | KENTUCKY ST.          | 47      | 405  | 6  | 70 | 5         | 122  | 1  | 84 | 5-9-0       | 122  | 1  | 84 | 2            | 49  | 0  | 30 | 7            | 248 | 1  | 70 | 527        |
| Sep 10    | at Florida St.        | 39      | 152  | 0  | 25 | 7         | 142  | 1  | 57 | 7-20-0      | 142  | 1  | 57 | 4            | 73  | 0  | 26 | 1            | -6  | 0  | 0  | 294        |
| Sep 24    | at Monmouth           | 42      | 322  | 3  | 75 | 7         | 134  | 2  | 63 | 7-14-1      | 134  | 2  | 63 | 1            | 58  | 0  | 58 | 1            | 8   | 0  | 8  | 456        |
| Oct 01    | at Coastal Carolina   | 66      | 292  | 4  | 42 | 12        | 181  | 4  | 33 | 12-23-0     | 181  | 4  | 33 | 5            | 103 | 0  | 48 | 0            | 0   | 0  | 0  | 473        |
| Oct 22    | PRESBYTERIAN          | 44      | 343  | 5  | 78 | 14        | 164  | 0  | 21 | 14-20-1     | 164  | 0  | 21 | 1            | 25  | 0  | 25 | 3            | 14  | 0  | 11 | 507        |
| Oct 29    | BUCKNELL              | 44      | 294  | 3  | 27 | 13        | 254  | 4  | 59 | 13-21-2     | 254  | 4  | 59 | 4            | 122 | 0  | 65 | 1            | -2  | 0  | 0  | 548        |
| Nov 05    | GARDNER-WEBB          | 41      | 168  | 0  | 20 | 6         | 144  | 1  | 55 | 6-16-1      | 144  | 1  | 55 | 3            | 83  | 0  | 35 | 0            | 0   | 0  | 0  | 312        |
| 11-12-16  | at Liberty            | 46      | 344  | 3  | 76 | 10        | 170  | 3  | 45 | 10-22-3     | 170  | 3  | 45 | 4            | 124 | 0  | 83 | 5            | 44  | 0  | 19 | 514        |
|           |                       | 403     | 2489 | 26 | 78 | 82        | 1405 | 16 | 84 | 82-165-9    | 1405 | 16 | 84 | 26           | 688 | 0  | 83 | 19           | 302 | 1  | 70 | 3894       |
| Opponents |                       | 318     | 1175 | 12 | 52 | 155       | 1605 | 15 | 65 | 155-261-7   | 1605 | 15 | 65 | 49           | 892 | 0  | 51 | 7            | 110 | 1  | 89 | 2780       |

Games: 9 • Avg/rush: 6.2 • Avg/catch: 17.1 • Pass effic: 142.32 • KR avg: 26.5 • PR avg: 15.9 • All purpose avg/game: 553.3 • Total offense avg/gm: 432.7

| Date      | Opponent              | Tackles |     |       |          | Sacks<br>no-yds | Fumble |        | Pass Defense |     |      | blkd<br>kick | PAT Attempts |      |     | off |     |     |
|-----------|-----------------------|---------|-----|-------|----------|-----------------|--------|--------|--------------|-----|------|--------------|--------------|------|-----|-----|-----|-----|
|           |                       | ua      | a   | total | tfl-yds  |                 | ff     | fr-yds | int-yds      | qbh | brup |              | kick         | rush | rcv | saf | t/o | pts |
| Aug 27    | at North Dakota State | 35      | 54  | 89    | 4.0-28   | 3.0-24          | 1      | 1-0    | 1-30         | 0   | 5    | 0            | 2-2          | 0    | 0   | 0   | 3   | 17  |
| Sep 03    | KENTUCKY ST.          | 27      | 44  | 71    | 9.0-54   | 6.0-47          | 0      | 1-0    | 0-0          | 3   | 1    | 0            | 7-7          | 1    | 0   | 0   | 7   | 57  |
| Sep 10    | at Florida St.        | 46      | 26  | 72    | 7.0-33   | 3.0-22          | 1      | 0-0    | 1-4          | 0   | 4    | 0            | 0-1          | 0    | 0   | 1   | 0   | 8   |
| Sep 24    | at Monmouth           | 43      | 22  | 65    | 9.0-34   | 2.0-22          | 0      | 0-0    | 0-0          | 6   | 4    | 0            | 5-5          | 0    | 0   | 0   | 0   | 35  |
| Oct 01    | at Coastal Carolina   | 33      | 18  | 51    | 2.0-3    | 2.0-3           | 1      | 1-0    | 1-3          | 0   | 3    | 1            | 6-7          | 1    | 0   | 0   | 11  | 59  |
| Oct 22    | PRESBYTERIAN          | 26      | 32  | 58    | 7.0-14   | 1.0-2           | 0      | 0-0    | 1-0          | 2   | 2    | 0            | 5-5          | 0    | 0   | 0   | 7   | 38  |
| Oct 29    | BUCKNELL              | 45      | 36  | 81    | 12.0-39  | 3.0-21          | 1      | 1-0    | 1-38         | 5   | 5    | 0            | 7-7          | 0    | 0   | 0   | 7   | 49  |
| Nov 05    | GARDNER-WEBB          | 44      | 42  | 86    | 6.0-28   | 2.0-18          | 2      | 1-0    | 1-21         | 0   | 2    | 0            | 1-1          | 0    | 0   | 0   | 3   | 10  |
| 11-12-1   | at Liberty            | 44      | 22  | 66    | 8.0-33   | 5.0-25          | 1      | 1-0    | 1-0          | 4   | 6    | 0            | 6-6          | 0    | 0   | 0   | 7   | 48  |
|           |                       | 343     | 296 | 639   | 64.0-266 | 27.0-184        | 7      | 6-0    | 7-96         | 20  | 32   | 1            | 39-41        | 2    | 0   | 1   | 45  | 321 |
| Opponents |                       | 344     | 228 | 572   | 51.0-212 | 17.0-109        | 10     | 9--8   | 9-97         | 10  | 32   | 0            | 25-26        | 0    | 1   | 0   | 42  | 222 |

|           |                       | Punting |      |      |      |      |    |    |     |     | Field Goals |      |      | Kickoffs |      |      |    |    |
|-----------|-----------------------|---------|------|------|------|------|----|----|-----|-----|-------------|------|------|----------|------|------|----|----|
| Date      | Opponent              | no.     | yds  | avg  | long | blkd | tb | fc | 50+ | i20 | md-att      | long | blkd | no.      | yds  | avg  | tb | ob |
| Aug 27    | at North Dakota State | 6       | 256  | 42.7 | 54   | 0    | 0  | 1  | 1   | 2   | 1-3         | 46   | 0    | 4        | 236  | 59.0 | 0  | 0  |
| Sep 03    | KENTUCKY ST.          | 3       | 107  | 35.7 | 43   | 0    | 0  | 2  | 0   | 3   | 0-0         | 0    | 0    | 9        | 525  | 58.3 | 1  | 1  |
| Sep 10    | at Florida St.        | 7       | 271  | 38.7 | 49   | 0    | 0  | 1  | 0   | 3   | 0-1         | 0    | 0    | 2        | 91   | 45.5 | 0  | 0  |
| Sep 24    | at Monmouth           | 4       | 133  | 33.2 | 38   | 0    | 0  | 0  | 0   | 1   | 0-0         | 0    | 0    | 6        | 340  | 56.7 | 1  | 0  |
| Oct 01    | at Coastal Carolina   | 3       | 96   | 32.0 | 40   | 0    | 0  | 0  | 0   | 0   | 1-1         | 37   | 0    | 8        | 427  | 53.4 | 2  | 0  |
| Oct 22    | PRESBYTERIAN          | 2       | 104  | 52.0 | 61   | 0    | 0  | 0  | 1   | 1   | 1-1         | 26   | 0    | 7        | 407  | 58.1 | 0  | 0  |
| Oct 29    | BUCKNELL              | 2       | 61   | 30.5 | 32   | 0    | 0  | 0  | 0   | 0   | 0-0         | 0    | 0    | 8        | 480  | 60.0 | 0  | 0  |
| Nov 05    | GARDNER-WEBB          | 7       | 254  | 36.3 | 51   | 0    | 1  | 3  | 1   | 2   | 1-2         | 38   | 0    | 3        | 176  | 58.7 | 0  | 0  |
| 11-12-1   | at Liberty            | 4       | 145  | 36.2 | 43   | 0    | 0  | 0  | 0   | 0   | 2-2         | 38   | 0    | 9        | 520  | 57.8 | 1  | 0  |
|           |                       | 38      | 1427 | 37.6 | 61   | 0    | 1  | 7  | 3   | 12  | 6-10        | 46   | 0    | 56       | 3202 | 57.2 | 5  | 1  |
| Opponents |                       | 59      | 2259 | 38.3 | 58   | 0    | 2  | 11 | 5   | 13  | 7-8         | 52   | 0    | 41       | 2455 | 59.9 | 12 | 2  |



## OPPONENT GAME-BY-GAME STATISTICS

| Date           | Opponent              | Rushing |      |    |    | Receiving |      |    |    | Passing     |      |    |    | Kick Returns |     |    |    | Punt Returns |     |    |    | tot<br>off |
|----------------|-----------------------|---------|------|----|----|-----------|------|----|----|-------------|------|----|----|--------------|-----|----|----|--------------|-----|----|----|------------|
|                |                       | no.     | yds  | td | lg | no.       | yds  | td | lg | cmp-att-int | yds  | td | lg | no.          | yds | td | lg | no.          | yds | td | lg |            |
| Aug 27         | at North Dakota State | 44      | 230  | 1  | 25 | 17        | 194  | 2  | 47 | 17-27-1     | 194  | 2  | 47 | 4            | 85  | 0  | 32 | 1            | 11  | 0  | 11 | 424        |
| Sep 03         | KENTUCKY ST.          | 35      | 69   | 1  | 42 | 9         | 72   | 0  | 23 | 9-18-0      | 72   | 0  | 23 | 7            | 160 | 0  | 51 | 1            | 2   | 0  | 2  | 141        |
| Sep 10         | at Florida St.        | 36      | 169  | 3  | 37 | 26        | 269  | 3  | 36 | 26-35-1     | 269  | 3  | 36 | 2            | 17  | 0  | 11 | 1            | 89  | 1  | 89 | 438        |
| Sep 24         | at Monmouth           | 34      | 59   | 0  | 16 | 17        | 201  | 1  | 31 | 17-34-0     | 201  | 1  | 31 | 5            | 67  | 0  | 22 | 1            | 1   | 0  | 1  | 260        |
| Oct 01         | at Coastal Carolina   | 33      | 244  | 4  | 47 | 15        | 168  | 3  | 22 | 15-23-1     | 168  | 3  | 22 | 5            | 87  | 0  | 27 | 1            | -1  | 0  | 0  | 412        |
| Oct 22         | PRESBYTERIAN          | 21      | 28   | 0  | 9  | 14        | 74   | 0  | 23 | 14-22-1     | 74   | 0  | 23 | 7            | 112 | 0  | 22 | 0            | 0   | 0  | 0  | 102        |
| Oct 29         | BUCKNELL              | 37      | 71   | 2  | 11 | 21        | 171  | 2  | 35 | 21-36-1     | 171  | 2  | 35 | 8            | 179 | 0  | 29 | 0            | 0   | 0  | 0  | 242        |
| Nov 05         | GARDNER-WEBB          | 44      | 235  | 1  | 52 | 21        | 195  | 1  | 27 | 21-30-1     | 195  | 1  | 27 | 3            | 50  | 0  | 21 | 1            | 2   | 0  | 2  | 430        |
| 11-12-16       | at Liberty            | 34      | 70   | 0  | 11 | 15        | 261  | 3  | 65 | 15-36-1     | 261  | 3  | 65 | 8            | 135 | 0  | 28 | 1            | 6   | 0  | 6  | 331        |
|                |                       | 318     | 1175 | 12 | 52 | 155       | 1605 | 15 | 65 | 155-261-7   | 1605 | 15 | 65 | 49           | 892 | 0  | 51 | 7            | 110 | 1  | 89 | 2780       |
| Charleston So. |                       | 403     | 2489 | 26 | 78 | 82        | 1405 | 16 | 84 | 82-165-9    | 1405 | 16 | 84 | 26           | 688 | 0  | 83 | 19           | 302 | 1  | 70 | 3894       |

Games: 9 • Avg/rush: 3.7 • Avg/catch: 10.4 • Pass effic: 124.64 • KR avg: 18.2 • PR avg: 15.7 • All purpose avg/game: 431.0 • Total offense avg/gm: 308.9

| Date           | Opponent              | Tackles |     |       |          | Sacks<br>no-yds | Fumble |        | Pass Defense |     |      | blkd<br>kick | PAT Attempts |      |     | off |     |     |
|----------------|-----------------------|---------|-----|-------|----------|-----------------|--------|--------|--------------|-----|------|--------------|--------------|------|-----|-----|-----|-----|
|                |                       | ua      | a   | total | tfl-yds  |                 | ff     | fr-yds | int-yds      | qbh | brup |              | kick         | rush | rcv | saf | t/o | pts |
| Aug 27         | at North Dakota State | 25      | 36  | 61    | 8.0-21   | 1.0-7           | 0      | 0-0    | 1-0          | 3   | 7    | 0            | 3-3          | 0    | 0   | 0   | 0   | 24  |
| Sep 03         | KENTUCKY ST.          | 34      | 30  | 64    | 5.0-25   | 3.0-20          | 3      | 2-0    | 0-0          | 0   | 1    | 0            | 1-1          | 0    | 0   | 0   | 0   | 7   |
| Sep 10         | at Florida St.        | 40      | 12  | 52    | 9.0-57   | 4.0-37          | 3      | 3--8   | 0-0          | 3   | 2    | 0            | 7-7          | 0    | 0   | 0   | 14  | 52  |
| Sep 24         | at Monmouth           | 28      | 24  | 52    | 5.0-12   | 1.0-6           | 0      | 1-0    | 1-43         | 0   | 4    | 0            | 1-1          | 0    | 0   | 0   | 0   | 7   |
| Oct 01         | at Coastal Carolina   | 57      | 32  | 89    | 8.0-39   | 2.0-10          | 2      | 1-0    | 0-0          | 1   | 5    | 0            | 5-6          | 0    | 1   | 0   | 8   | 58  |
| Oct 22         | PRESBYTERIAN          | 37      | 26  | 63    | 2.0-10   | 0.0-0           | 2      | 1-0    | 1-0          | 1   | 2    | 0            | 0-0          | 0    | 0   | 0   | 3   | 3   |
| Oct 29         | BUCKNELL              | 38      | 24  | 62    | 3.0-7    | 0.0-0           | 0      | 1-0    | 2-28         | 1   | 3    | 0            | 4-4          | 0    | 0   | 0   | 14  | 28  |
| Nov 05         | GARDNER-WEBB          | 36      | 26  | 62    | 5.0-21   | 4.0-18          | 0      | 0-0    | 1-0          | 1   | 2    | 0            | 2-2          | 0    | 0   | 0   | 0   | 17  |
| 11-12-1        | at Liberty            | 49      | 18  | 67    | 6.0-20   | 2.0-11          | 0      | 0-0    | 3-26         | 0   | 6    | 0            | 2-2          | 0    | 0   | 0   | 3   | 26  |
|                |                       | 344     | 228 | 572   | 51.0-212 | 17.0-109        | 10     | 9--8   | 9-97         | 10  | 32   | 0            | 25-26        | 0    | 1   | 0   | 42  | 222 |
| Charleston So. |                       | 343     | 296 | 639   | 64.0-266 | 27.0-184        | 7      | 6-0    | 7-96         | 20  | 32   | 1            | 39-41        | 2    | 0   | 1   | 45  | 321 |

|                |                       | Punting |      |      |      |      |    |    |     |     | Field Goals |      |      | Kickoffs |      |      |    |    |
|----------------|-----------------------|---------|------|------|------|------|----|----|-----|-----|-------------|------|------|----------|------|------|----|----|
| Date           | Opponent              | no.     | yds  | avg  | long | blkd | tb | fc | 50+ | i20 | md-att      | long | blkd | no.      | yds  | avg  | tb | ob |
| Aug 27         | at North Dakota State | 6       | 195  | 32.5 | 36   | 0    | 0  | 3  | 0   | 0   | 1-2         | 52   | 0    | 3        | 175  | 58.3 | 1  | 0  |
| Sep 03         | KENTUCKY ST.          | 12      | 473  | 39.4 | 58   | 0    | 0  | 0  | 2   | 2   | 0-0         | 0    | 0    | 2        | 110  | 55.0 | 0  | 0  |
| Sep 10         | at Florida St.        | 2       | 102  | 51.0 | 52   | 0    | 0  | 0  | 2   | 1   | 1-1         | 46   | 0    | 10       | 650  | 65.0 | 6  | 0  |
| Sep 24         | at Monmouth           | 8       | 257  | 32.1 | 49   | 0    | 0  | 2  | 0   | 3   | 0-0         | 0    | 0    | 2        | 130  | 65.0 | 1  | 0  |
| Oct 01         | at Coastal Carolina   | 3       | 121  | 40.3 | 44   | 0    | 0  | 2  | 0   | 1   | 1-1         | 35   | 0    | 7        | 371  | 53.0 | 1  | 0  |
| Oct 22         | PRESBYTERIAN          | 8       | 350  | 43.8 | 49   | 0    | 0  | 1  | 0   | 2   | 1-1         | 33   | 0    | 2        | 121  | 60.5 | 1  | 0  |
| Oct 29         | BUCKNELL              | 6       | 262  | 43.7 | 57   | 0    | 1  | 1  | 1   | 2   | 0-0         | 0    | 0    | 5        | 301  | 60.2 | 0  | 1  |
| Nov 05         | GARDNER-WEBB          | 6       | 197  | 32.8 | 40   | 0    | 1  | 0  | 0   | 1   | 1-1         | 39   | 0    | 4        | 230  | 57.5 | 0  | 1  |
| 11-12-1        | at Liberty            | 8       | 302  | 37.8 | 42   | 0    | 0  | 2  | 0   | 1   | 2-2         | 39   | 0    | 6        | 367  | 61.2 | 2  | 0  |
|                |                       | 59      | 2259 | 38.3 | 58   | 0    | 2  | 11 | 5   | 13  | 7-8         | 52   | 0    | 41       | 2455 | 59.9 | 12 | 2  |
| Charleston So. |                       | 38      | 1427 | 37.6 | 61   | 0    | 1  | 7  | 3   | 12  | 6-10        | 46   | 0    | 56       | 3202 | 57.2 | 5  | 1  |





| Team Statistics         | CSU         | OPP         |
|-------------------------|-------------|-------------|
| SCORING                 | 321         | 222         |
| Points Per Game         | 35.7        | 24.7        |
| Points Off Turnovers    | 45          | 42          |
| FIRST DOWNS             | 174         | 150         |
| Rushing                 | 113         | 65          |
| Passing                 | 54          | 71          |
| Penalty                 | 7           | 14          |
| RUSHING YARDAGE         | 2489        | 1175        |
| Yards gained rushing    | 2735        | 1428        |
| Yards lost rushing      | 246         | 253         |
| Rushing Attempts        | 403         | 318         |
| Average Per Rush        | 6.2         | 3.7         |
| Average Per Game        | 276.6       | 130.6       |
| TDs Rushing             | 26          | 12          |
| PASSING YARDAGE         | 1405        | 1605        |
| Comp-Att-Int            | 82-165-9    | 155-261-7   |
| Average Per Pass        | 8.5         | 6.1         |
| Average Per Catch       | 17.1        | 10.4        |
| Average Per Game        | 156.1       | 178.3       |
| TDs Passing             | 16          | 15          |
| TOTAL OFFENSE           | 3894        | 2780        |
| Total Plays             | 568         | 579         |
| Average Per Play        | 6.9         | 4.8         |
| Average Per Game        | 432.7       | 308.9       |
| KICK RETURNS: #-Yards   | 26-688      | 49-892      |
| PUNT RETURNS: #-Yards   | 19-302      | 7-110       |
| INT RETURNS: #-Yards    | 7-96        | 9-97        |
| KICK RETURN AVERAGE     | 26.5        | 18.2        |
| PUNT RETURN AVERAGE     | 15.9        | 15.7        |
| INT RETURN AVERAGE      | 13.7        | 10.8        |
| FUMBLES-LOST            | 18-9        | 9-6         |
| PENALTIES-Yards         | 73-577      | 43-392      |
| Average Per Game        | 64.1        | 43.6        |
| PUNTS-Yards             | 38-1427     | 59-2259     |
| Average Per Punt        | 37.6        | 38.3        |
| Net punt average        | 34.1        | 32.5        |
| KICKOFFS-Yards          | 56-3202     | 41-2455     |
| Average Per Kick        | 57.2        | 59.9        |
| Net kick average        | 39.0        | 35.8        |
| TIME OF POSSESSION/Game | 31:28       | 28:32       |
| 3RD-DOWN Conversions    | 46/112      | 47/124      |
| 3rd-Down Pct            | 41%         | 38%         |
| 4TH-DOWN Conversions    | 8/12        | 6/10        |
| 4th-Down Pct            | 67%         | 60%         |
| SACKS BY-Yards          | 27-184      | 17-109      |
| MISC YARDS              | 0           | 0           |
| TOUCHDOWNS SCORED       | 43          | 29          |
| FIELD GOALS-ATTEMPTS    | 6-10        | 7-8         |
| ON-SIDE KICKS           | 0-0         | 0-0         |
| RED-ZONE SCORES         | (27-35) 77% | (15-17) 88% |
| RED-ZONE TOUCHDOWNS     | (22-35) 63% | (12-17) 71% |
| PAT-ATTEMPTS            | (39-41) 95% | (25-26) 96% |
| ATTENDANCE              | 11114       | 129438      |
| Games/Avg Per Game      | 4/2778      | 5/25888     |
| Neutral Site Games      |             | 0/0         |

| Score by Quarters | 1st | 2nd | 3rd | 4th | OT | Total |
|-------------------|-----|-----|-----|-----|----|-------|
| Charleston So.    | 50  | 112 | 77  | 68  | 14 | 321   |
| Opponents         | 62  | 27  | 62  | 51  | 20 | 222   |



## NCAA Statistics

Charleston So. - 2016-17 Football Ranking Summary thru games 11/12/2016

| Statistic                                    | National Rank | Conference Rank | Value  | National Leader                  | Value          | Conference Leader                       | Value       |
|--|---------------|-----------------|--------|----------------------------------|----------------|---|-------------|
| 3rd Down Conversion Pct (122 ranked)         | 32            | 2               | 0.411  | James Madison<br>San Diego       | 0.545<br>0.545 | Kennesaw St.                            | 0.476       |
| 3rd Down Conversion Pct Defense (122 ranked) | 54            | 4               | 0.379  | Jacksonville St.                 | 0.221          | Kennesaw St.                            | 0.317       |
| 4th Down Conversion Pct (122 ranked)         | 13            | 3               | 0.667  | Nicholls St.                     | 0.833          | Kennesaw St.                            | 0.769       |
| 4th Down Conversion Pct Defense (122 ranked) | 88            | 5               | 0.600  | Stony Brook                      | 0.125          | Kennesaw St.                            | 0.267       |
| Blocked Kicks (77 ranked)                    | 77            | 5               | 1      | Monmouth                         | 8              | Monmouth                                | 8           |
| Blocked Kicks Allowed (122 ranked)           | 1             | 1               | 0      | 20 teams tied                    | 0              | Charleston So.                          | 0           |
| Blocked Punts (22 ranked)                    |               |                 |        | Georgetown<br>Jackson St.        | 4<br>4         | Monmouth                                | 3           |
| Blocked Punts Allowed (122 ranked)           | 1             | 1               | 0      | 72 teams tied                    | 0              | 4 teams tied                            | 0           |
| Completion Percentage (122 ranked)           | 103           | 6               | 0.497  | Samford                          | 0.718          | Monmouth                                | 0.577       |
| Defensive TDs (26 ranked)                    |               |                 |        | UT Martin<br>New Hampshire       | 6<br>6         | Liberty<br>Gardner-Webb<br>Kennesaw St. | 2<br>2<br>2 |
| Fewest Penalties (122 ranked)                | 93            | 6               | 73     | Delaware                         | 36             | Gardner-Webb                            | 43          |
| Fewest Penalties Per Game (122 ranked)       | 109           | 6               | 8.11   | Delaware                         | 3.60           | Gardner-Webb                            | 4.30        |
| Fewest Penalty Yards (122 ranked)            | 56            | 4               | 577    | Delaware                         | 316            | Gardner-Webb                            | 418         |
| Fewest Penalty Yards Per Game (122 ranked)   | 77            | 4               | 64.11  | Delaware                         | 31.60          | Gardner-Webb                            | 41.80       |
| First Downs Defense (122 ranked)             | 5             | 1               | 150    | San Diego                        | 133            | Charleston So.                          | 150         |
| First Downs Offense (122 ranked)             | 92            | 5               | 174    | Eastern Wash.<br>Sam Houston St. | 274<br>274     | Kennesaw St.                            | 232         |
| Fumbles Lost (122 ranked)                    | 86            | 6               | 9      | Maine<br>Valparaiso<br>Lehigh    | 1<br>1<br>1    | Liberty                                 | 5           |
| Fumbles Recovered (120 ranked)               | 68            | 3               | 6      | 5 teams tied                     | 13             | Monmouth<br>Liberty                     | 11<br>11    |
| Kickoff Return Defense (122 ranked)          | 27            | 2               | 18.20  | Duquesne                         | 13.59          | Monmouth                                | 17.21       |
| Kickoff Returns (122 ranked)                 | 1             | 1               | 26.46  | Charleston So.                   | 26.46          | Charleston So.                          | 26.46       |
| Net Punting (122 ranked)                     | 81            | 6               | 34.13  | Wofford                          | 43.91          | Kennesaw St.                            | 40.03       |
| Passes Had Intercepted (121 ranked)          | 50            | 4               | 9      | Wofford                          | 1              | Kennesaw St.                            | 2           |
| Passes Intercepted (122 ranked)              | 76            | 4               | 7      | Dayton<br>North Dakota           | 20<br>20       | Liberty                                 | 14          |
| Passing Offense (122 ranked)                 | 108           | 4               | 156.1  | Eastern Wash.                    | 417.1          | Monmouth                                | 206.2       |
| Passing Yards Allowed (122 ranked)           | 14            | 2               | 178.3  | Chattanooga                      | 139.3          | Monmouth                                | 157.2       |
| Passing Yards per Completion (122 ranked)    | 3             | 2               | 17.13  | Kennesaw St.                     | 18.33          | Kennesaw St.                            | 18.33       |
| Punt Return Defense (122 ranked)             | 115           | 6               | 15.71  | North Dakota St.                 | 0.00           | Kennesaw St.                            | 0.77        |
| Punt Returns (122 ranked)                    | 9             | 1               | 15.89  | James Madison                    | 27.67          | Charleston So.                          | 15.89       |
| Red Zone Defense (120 ranked)                | 108           | 6               | 0.882  | Grambling                        | 0.588          | Liberty                                 | 0.697       |
| Red Zone Offense (122 ranked)                | 85            | 3               | 0.771  | Yale                             | 0.963          | Gardner-Webb                            | 0.862       |
| Rushing Defense (122 ranked)                 | 28            | 2               | 130.6  | Central Ark.                     | 67.8           | Kennesaw St.                            | 118.5       |
| Rushing Offense (122 ranked)                 | 6             | 2               | 276.6  | The Citadel                      | 359.9          | Kennesaw St.                            | 335.5       |
| Sacks Allowed (122 ranked)                   | 57            | 4               | 1.89   | The Citadel                      | 0.10           | Kennesaw St.                            | 0.50        |
| Scoring Defense (122 ranked)                 | 41            | 4               | 24.7   | San Diego                        | 11.1           | Kennesaw St.                            | 21.1        |
| Scoring Offense (122 ranked)                 | 16            | 2               | 35.7   | Sam Houston St.                  | 53.7           | Kennesaw St.                            | 42.1        |
| Tackles for Loss Allowed (122 ranked)        | 45            | 3               | 5.67   | Kennesaw St.                     | 3.00           | Kennesaw St.                            | 3.00        |
| Team Passing Efficiency (122 ranked)         | 23            | 2               | 142.32 | Kennesaw St.                     | 178.79         | Kennesaw St.                            | 178.79      |
| Team Passing Efficiency Defense (122 ranked) | 56            | 2               | 124.64 | San Diego                        | 82.68          | Liberty                                 | 115.24      |
| Team Sacks (122 ranked)                      | 9             | 1               | 3.00   | Youngstown St.                   | 3.70           | Charleston So.                          | 3.00        |
| Team Tackles for Loss (121 ranked)           | 25            | 1               | 7.1    | Grambling                        | 9.5            | Charleston So.                          | 7.1         |
| Time of Possession (122 ranked)              | 32            | 2               | 31:28  | San Diego                        | 35:27          | Kennesaw St.                            | 31:39       |
| Total Defense (122 ranked)                   | 15            | 1               | 308.9  | Jacksonville St.                 | 246.1          | Charleston So.                          | 308.9       |
| Total Offense (122 ranked)                   | 22            | 2               | 432.7  | Sam Houston St.                  | 592.4          | Kennesaw St.                            | 500.5       |
| Turnover Margin (122 ranked)                 | 90            | 6               | -0.56  | Southern U.                      | 1.56           | Kennesaw St.                            | 0.60        |
| Turnovers Gained (122 ranked)                | 92            | 5               | 13     | North Dakota                     | 29             | Liberty                                 | 25          |
| Turnovers Lost (122 ranked)                  | 74            | 5               | 18     | Lehigh                           | 7              | Gardner-Webb<br>Kennesaw St.            | 10<br>10    |




| Statistic                                    | Player  | National Rank    | Conference Rank | Value                | National Leader   | Value          | Conference Leader                                     | Value  |
|--|---|------------------|-----------------|----------------------|---|----------------|---|--------|
| All Purpose (199 ranked)                     | Darius Hammond<br>Mike Holloway                   | 27<br>34         | 2<br>3          | 129.38<br>123.25     | Detrez Newsome, Western Caro.   | 197.80         | Chaston Bennett, Kennesaw St.                         | 137.00 |
| Blocked Kicks (7 ranked)                     |   |                  |                 |                      | 6 players tied  | 3              | Mike Basile, Monmouth                                 | 3      |
| Combined Kick Returns (200 ranked)           | Darius Hammond                                    | 18               | 1               | 679                  | Jake Wieczorek, Holy Cross  | 1,090          | Darius Hammond, Charleston So.                        | 679    |
| Completion Percentage (109 ranked)           |   |                  |                 |                      | Bryan Schor, James Madison  | 0.732          | Cody Williams, Monmouth                               | 0.596  |
| Completions Per Game (150 ranked)            | Shane Bucenell                                    | 110              | 4               | 7.57                 | Devlin Hodges, Samford  | 32.80          | Cody Williams, Monmouth                               | 13.25  |
| Field Goal Percentage (81 ranked)            |   |                  |                 |                      | Eric Medina, Texas Southern   | 1.000          | Alex Probert, Liberty                                 | 0.789  |
| Field Goals Per Game (126 ranked)            | Tyler Tekac                                       | 100              | 5               | 0.44                 | Connor Mitchell, Murray St.   | 1.80           | Alex Probert, Liberty                                 | 1.50   |
| Forced Fumbles (49 ranked)                   | Anthony Ellis                                     | 49               | 1               | 0.25                 | Folarin Orimolade, Dartmouth  | 0.56           | Anthony Ellis, Charleston So.                         | 0.25   |
| Fumbles Recovered (17 ranked)                |   |                  |                 |                      | Noah Fitzgerald, Fordham<br>Xavier Stephens, Northern Ariz.                                 | 4<br>4         | Mike Basile, Monmouth<br>Alpha Jalloh, Liberty        | 3<br>3 |
| Interceptions Per Game (125 ranked)          | Troy McGowens                                     | 125              | 6               | 0.2                  | Danny Johnson, Southern U.  | 0.8            | Dante' Blackmon, Kennesaw St.                         | 0.6    |
| Kickoff Return TDs (4 ranked)                |   |                  |                 |                      | Dante Satcher, Robert Morris<br>Harold Cooper, Rhode Island<br>Bailey Gissenger, Valparaiso | 2<br>2<br>2    | Frankie Hickson, Liberty                              | 1      |
| Kickoff Returns (119 ranked)                 | Darius Hammond                                    | 1                | 1               | 35.5                 | Darius Hammond, Charleston So.  | 35.5           | Darius Hammond, Charleston So.                        | 35.5   |
| Passes Defended (61 ranked)                  | Shadarius Hopkins                                 | 61               | 4               | 1.0                  | Tyler Williams, Central Ark.  | 2.3            | Chris Turner, Liberty                                 | 1.4    |
| Passing Efficiency (109 ranked)              |   |                  |                 |                      | Jeremiah Briscoe, Sam Houston St.   | 185.0          | Cody Williams, Monmouth                               | 131.3  |
| Passing TDs (132 ranked)                     | Shane Bucenell                                    | 54               | 2               | 13                   | Jeremiah Briscoe, Sam Houston St.   | 45             | Stephen Calvert, Liberty                              | 14     |
| Passing Yards (150 ranked)                   | Shane Bucenell                                    | 104              | 5               | 933                  | Gage Gubrud, Eastern Wash.  | 3,767          | Stephen Calvert, Liberty                              | 1,708  |
| Passing Yards Per Game (150 ranked)          | Shane Bucenell                                    | 90               | 4               | 133.3                | Gage Gubrud, Eastern Wash.  | 376.7          | Stephen Calvert, Liberty                              | 170.8  |
| Passing Yards per Completion (109 ranked)    |   |                  |                 |                      | Justin Alo, Southeastern La.  | 17.24          | Tyrell Maxwell, Gardner-Webb                          | 13.08  |
| Points Responsible For (200 ranked)          | Shane Bucenell<br>Mike Holloway                   | 65<br>171        | 3<br>8          | 96<br>62             | Jeremiah Briscoe, Sam Houston St.   | 276            | Chandler Burks, Kennesaw St.                          | 134    |
| Points Responsible For Per Game (150 ranked) | Shane Bucenell<br>Mike Holloway                   | 33<br>116        | 1<br>7          | 13.7<br>7.8          | Jeremiah Briscoe, Sam Houston St.   | 27.6           | Shane Bucenell, Charleston So.                        | 13.7   |
| Punt Return TDs (5 ranked)                   | Kelan Fraise                                      | 5                | 1               | 1                    | 4 players tied  | 2              | Kelan Fraise, Charleston So.                          | 1      |
| Punt Returns (55 ranked)                     | Darius Hammond                                    | 12               | 1               | 12.1                 | Khalid Thomas, Alabama St.  | 18.9           | Darius Hammond, Charleston So.                        | 12.1   |
| Punting (105 ranked)                         | Truett Burns                                      | 80               | 5               | 37.8                 | Miles Bergner, South Dakota   | 47.1           | Trey Turner, Liberty                                  | 41.3   |
| Receiving TDs (111 ranked)                   | Kameron Brown                                     | 68               | 4               | 5                    | Karel Hamilton, Samford<br>Shaq Hill, Eastern Wash.<br>Jake Wieneke, South Dakota St.       | 14<br>14<br>14 | Dante Shells, Liberty<br>Justin Sumpter, Kennesaw St. | 8<br>8 |
| Receiving Yards (150 ranked)                 | Kameron Brown                                     | 143              | 4               | 458                  | Cooper Kupp, Eastern Wash.  | 1,230          | Reggie White Jr., Monmouth                            | 785    |
| Receiving Yards Per Game (200 ranked)        | Kameron Brown                                     | 126              | 4               | 50.9                 | Cooper Kupp, Eastern Wash.  | 136.7          | Reggie White Jr., Monmouth                            | 78.5   |
| Receptions Per Game (194 ranked)             |   |                  |                 |                      | Karel Hamilton, Samford   | 10.7           | Reggie White Jr., Monmouth                            | 5.9    |
| Rush Yards Per Carry (151 ranked)            | Mike Holloway                                     | 1                | 1               | 9.23                 | Mike Holloway, Charleston So.   | 9.23           | Mike Holloway, Charleston So.                         | 9.23   |
| Rushing TDs (144 ranked)                     | Mike Holloway<br>Robert Mitchell<br>Ben Robinson  | 38<br>106<br>144 | 4<br>11<br>14   | 8<br>5<br>4          | John Lovett, Princeton  | 18             | Khalil Lewis, Gardner-Webb                            | 12     |
| Rushing Yards (200 ranked)                   | Mike Holloway                                     | 31               | 3               | 794                  | Chase Edmonds, Fordham  | 1,618          | Tyrell Maxwell, Gardner-Webb                          | 865    |
| Rushing Yards Per Game (200 ranked)          | Mike Holloway<br>Darius Hammond<br>Shane Bucenell | 14<br>173<br>196 | 1<br>13<br>15   | 99.3<br>41.1<br>36.4 | Chase Edmonds, Fordham  | 161.8          | Mike Holloway, Charleston So.                         | 99.3   |
| Sacks (52 ranked)                            | Anthony Ellis                                     | 13               | 1               | 0.88                 | Karter Schult, UNI  | 1.60           | Anthony Ellis, Charleston So.                         | 0.88   |
| Scoring (200 ranked)                         | Mike Holloway<br>Tyler Tekac                      | 29<br>118        | 3<br>5          | 7.8<br>5.4           | John Lovett, Princeton  | 12.7           | Chaston Bennett, Kennesaw St.                         | 8.4    |
| Solo Tackles (34 ranked)                     |   |                  |                 |                      | Brett Taylor, Western Ill.  | 8.7            | Chad Geter, Gardner-Webb                              | 6.1    |
| Tackles For Loss (99 ranked)                 | Anthony Ellis<br>Solomon Brown                    | 15<br>27         | 1<br>2          | 1.6<br>1.4           | Karter Schult, UNI<br>Marquis Smith, Savannah St.   | 2.3<br>2.3     | Anthony Ellis, Charleston So.                         | 1.6    |
| Total Offense (200 ranked)                   | Shane Bucenell<br>Mike Holloway                   | 84<br>128        | 3<br>6          | 169.7<br>99.3        | Gage Gubrud, Eastern Wash.  | 418.8          | Tyrell Maxwell, Gardner-Webb                          | 235.6  |
| Total Points Scored (0 ranked)               |   |                  |                 |                      |   |                |   |        |
| Total Tackles (200 ranked)                   |   |                  |                 |                      | Dylan Cole, Missouri St.  | 12.5           | Chad Geter, Gardner-Webb                              | 10.6   |
| Total Touchdowns (150 ranked)                | Mike Holloway                                     | 33               | 3               | 10                   | John Lovett, Princeton  | 19             | Chaston Bennett, Kennesaw St.                         | 14     |
| Yards per Pass Attempt (109 ranked)          |   |                  |                 |                      | Jeremiah Briscoe, Sam Houston St.   | 9.72           | Stephen Calvert, Liberty                              | 7.39   |
| Yards per Reception (200 ranked)             | Kameron Brown                                     | 6                | 1               | 20.82                | Brandon Acker, Southeastern La.   | 22.20          | Kameron Brown, Charleston So.                         | 20.82  |





## GAME 1 - Aug. 27 - Fargodome (18,881) (OT)

|  |                                |   |   |   |   |        |
|--|--------------------------------|---|---|---|---|--------|
|  | #6/7 CHARLESTON SOUTHERN (0-1) | 0 | 3 | 7 | 7 | 0 - 17 |
|  | #1/1 NORTH DAKOTA ST. (1-0)    | 0 | 3 | 7 | 7 | 7 - 24 |

FARGO, N.D. — Charleston Southern has come a long way in four years under Jamey Chadwell. On Saturday, in front of a raucous Fargodome crowd of 18,881 and an ESPN audience, CSU showed just how far. The Bucs pushed five-time defending FCS national champion North Dakota State to overtime before falling, 24-17.

CSU (0-1) tied the game on Mike Holloway's six-yard touchdown run with 2:59 left in the fourth quarter and had a chance to win following Troy McGowens' interception on NDSU's (1-0) ensuing possession. McGowens picked off Easton Stick's fourth down pass and returned it to the Bison 40-yard line with 18 seconds remaining. After a Kyle Copeland seven-yard run two plays later, Jacob Smoak lined up for a 51-yard field goal to snap NDSU's 42-game home non-conference winning streak. The kick sailed wide left, forcing overtime.

King Frazier rumbled into the end zone for a 25-yard score on the first play of the extra session and CSU could not answer. A Holloway run and three Copeland incompletions were all the Bucs could muster against the Bison's stout defense, allowing NDSU to escape with victory.

CSU's defense kept it in the game in the first half, holding NDSU's powerful offense to 138 yards while notching three sacks and forcing a turnover. DJ Curl stripped Dimitri Williams and Zane Cruz pounced on the loose ball to lead to Smoak's 46-yard field goal and a 3-0 lead in the second quarter.

NDSU tied the score with a 52-yard Cam Pedersen field goal on the final play of the half. CSU surged back ahead on the first drive of the third quarter thanks to a scintillating 47-yard touchdown run by Holloway. He took an option pitch down the left side-line and reversed field at the 25, outrunning everyone to give the Bucs a 10-3 edge.

NDSU responded with 14 unanswered points, going ahead 17-10 at the 10:34 mark of the fourth on Stick's 47-yard connection with RJ Urzendowski.

A 54-yard Truett Burns punt swung the field in CSU's favor and helped lead to the tying score. The Bucs' defense forced a three-and-out following the punt, giving CSU the ball back at the NDSU 42 with 5:43 left. Copeland found Jared Scotland for 13 yards to start the drive and then hit Kameron Brown for 16 yards on a fourth-and-ten play to push CSU closer. Holloway crossed the goal line up the middle from six yards out two plays later and Tyler Tekac followed with an extra point to make it 17-17.

## SCORING SUMMARY

|     |   |
|-----|---|
| 2nd | 09:44 CSU - SMOAK, J. 46 yd field goal, 4-1 0:58, CSU 3 - NDSU 0  |
|     | 00:00 NDSU - Cam Pedersen 52 yd field goal, 10-34 2:19, CSU 3 - NDSU 3                                    |
| 3rd | 13:07 CSU - HOLLOWAY, M. 47 yd run (TEKAC, T. kick), 4-75 1:53, CSU 10 - NDSU 3                           |
|     | 10:02 NDSU - D. Shepherd 23 yd pass from Easton Stick (Cam Pedersen kick), 6-68 2:59, CSU 10 - NDSU 10    |
| 4th | 10:34 NDSU - RJ Urzendowski 47 yd pass from Easton Stick (Cam Pedersen kick), 5-65 2:06, CSU 10 - NDSU 17 |
|     | 02:59 CSU - HOLLOWAY, M. 6 yd run (TEKAC, T. kick), 7-42 2:44, CSU 17 - NDSU 17                           |
| OT  | 15:00 NDSU - King Frazier 25 yd run (Cam Pedersen kick), 1-25 0:00, CSU 17 - NDSU 24                      |

| Stat                      | CSU     | NDSU    |
|---------------------------|---------|---------|
| FIRST DOWNS               | 11      | 21      |
| RUSHES-YARDS (NET)        | 34-169  | 44-230  |
| PASSING YDS (NET)         | 94      | 194     |
| Passes Att-Comp-Int       | 20-8-1  | 27-17-1 |
| TOTAL OFFENSE PLAYS-YARDS | 54-263  | 71-424  |
| Fumble Returns-Yards      | 0-0     | 0-0     |
| Punt Returns-Yards        | 1- -4   | 1-11    |
| Kickoff Returns-Yards     | 2-51    | 4-85    |
| Punts (Number-Avg)        | 6-42.7  | 6-32.5  |
| Fumbles-Lost              | 0-0     | 1-1     |
| Penalties-Yards           | 6-45    | 6-70    |
| Possession Time           | 27:02   | 32:58   |
| Third-Down Conversions    | 2 of 12 | 6 of 15 |
| Fourth-Down Conversions   | 1 of 2  | 0 of 1  |
| Red-Zone Scores-Chances   | 1-2     | 0-1     |
| Sacks By: Number-Yards    | 3-24    | 1-7     |

**RUSHING:** Charleston So.-HOLLOWAY, M. 10-126; HAMMOND, D. 13-30; COPELAND, K. 11-13. North Dakota State-King Frazier 11-79; Lance Dunn 12-50; Easton Stick 11-45; Bruce Anderson 7-32; D. Shepherd 1-19; Chase Morlock 1-3; D. Williams 1-2.

**PASSING:** Charleston So.-COPELAND, K. 8-20-1-94. North Dakota State-Easton Stick 17-27-1-194.

**RECEIVING:** Charleston So.-BROWN, K. 3-58; SCOTLAND, J. 2-18; KORN, C. 2-14; DAVIS, S. 1-4. North Dakota State-D. Shepherd 4-64; D. Williams 3-1; RJ Urzendowski 2-59; Chase Morlock 2-31; King Frazier 2-10; Lance Dunn 1-13; Jeff Illies 1-11; Dallas Freeman 1-9; Bruce Anderson 1-minus 4.

## GAME 2 - Sept. 3 - Buccaneer Field (1,780)

|   |                           |    |    |   |   |    |
|---|---------------------------|----|----|---|---|----|
|  | CHARLESTON SOUTHERN (1-1) | 22 | 21 | 7 | 7 | 57 |
|   | KENTUCKY STATE (0-1)      | 0  | 7  | 0 | 0 | 7  |

CHARLESTON, S.C. — Charleston Southern scored on six of its first seven possessions and dominated defensively to roll to a 57-7 win over Kentucky State on Saturday at Buccaneer Field. The victory was CSU's eighth straight at home and fourth consecutive in a home opener.

CSU (1-1) avoided any thought of a letdown by running the football and stonewalling Kentucky State's (0-1) offense. The Bucs tallied 405 yards rushing and 527 yards of total offense while recording six sacks and nine tackles-for-loss in limiting the Thorobreds to 141 yards.

Sophomore Kelan Fraise returned a punt 70 yards for a touchdown and senior Darius Hammond ripped off three long returns to spark the Bucs' special teams.

CSU recorded 359 first half yards on just 28 plays, overwhelming Kentucky State with its bevy of playmakers at running back. Mike Holloway sandwiched a pair of touchdown runs around a Ben Robinson score to stake the Bucs to a 22-0 first quarter lead. Fellow senior Alan Barnwell sped untouched for a 70-yard touchdown to push CSU's edge to 29-0 at the 12:30 mark of the second quarter. Barnwell led the stable of runners with 108 yards on only four attempts.

Redshirt freshman quarterback Shane Bucenell performed well in his debut, leading three touchdown drives in relief of Kyle Copeland. Bucenell reached the end zone on a three-yard keeper to give CSU a 36-0 advantage and then threw a dart to Jared Scotland for an 84-yard touchdown to continue the onslaught. Scotland caught the pass at the 40-yard line and broke a pair of tackles on his way to the longest play of the day.

Redshirt freshman London Johnson took the reins at quarterback in the second half and showcased his ability in the option game, carrying ten times for 67 yards. Johnson evaded a tackle in the backfield before sprinting for a 33-yard score to account for the final 57-7 margin. Ronnie Harris and Chanin Hamilton got their hands on the football for the first time their college careers as well to help the Bucs pile up 8.6 yards per carry.

The Bucs' defense was tenacious throughout the afternoon with Reginal Harris' 42-yard second quarter touchdown run the only thing preventing a shutout. Corbin Jackson totaled seven tackles to pace CSU in that department for the second straight week. Mike Taylor notched a team-high 1.5 sacks, while Joey Maxberry, D.J. Curl, Gerald Turner and Craig Johnson also got to the quarterback. D'Andre Streat recovered a fumble to give the Bucs their second forced turnover of the year.

## SCORING SUMMARY

|     |  |
|-----|--|
| 1st | 11:51 CSU - HOLLOWAY, Mike 10 yd run (TEKAC, Tyler kick), 3-77 1:13, KSU 0 - CSU 7                         |
|     | 06:51 CSU - ROBINSON, Ben 11 yd run (TEKAC, Tyler kick), 5-30 2:54, KSU 0 - CSU 14                         |
|     | 02:35 CSU - HOLLOWAY, Mike 9 yd run (CAGLE, Stephen rush), 1-9 0:04, KSU 0 - CSU 22                        |
| 2nd | 12:30 CSU - BARNWELL, Alan 70 yd run (TEKAC, Tyler kick), 5-91 1:20, KSU 0 - CSU 29                        |
|     | 08:12 CSU - BUCENELL, Shane 3 yd run (TEKAC, Tyler kick), 5-49 2:25, KSU 0 - CSU 36                        |
|     | 04:55 CSU - SCOTLAND, Jared 84 yd pass from BUCENELL, Shane (SMOAK, Jacob kick), 2-93 0:57, KSU 0 - CSU 43 |
|     | 04:08 KSU - Reginal 42 yd run (Bill kick), 3-72 0:32, KSU 7 - CSU 43                                       |
| 3rd | 01:08 CSU - FRAISE, Kelan 70 yd punt return (TEKAC, Tyler kick), , KSU 7 - CSU 50                          |
| 4th | 04:34 CSU - JOHNSON, London 33 yd run (SMOAK, Jacob kick), 3-50 1:34, KSU 7 - CSU 57                       |

| Stat                      | KSU     | CSU    |
|---------------------------|---------|--------|
| FIRST DOWNS               | 9       | 18     |
| RUSHES-YARDS (NET)        | 35-69   | 47-405 |
| PASSING YDS (NET)         | 72      | 122    |
| Passes Att-Comp-Int       | 18-9-0  | 9-5-0  |
| TOTAL OFFENSE PLAYS-YARDS | 53-141  | 56-527 |
| Punt Returns-Yards        | 1-2     | 7-248  |
| Kickoff Returns-Yards     | 7-160   | 2-49   |
| Punts (Number-Avg)        | 12-39.4 | 3-35.7 |
| Fumbles-Lost              | 1-1     | 4-2    |
| Penalties-Yards           | 6-60    | 10-95  |
| Possession Time           | 29:54   | 30:06  |
| Third-Down Conversions    | 2 of 14 | 4 of 7 |
| Fourth-Down Conversions   | 0 of 0  | 0 of 0 |
| Red-Zone Scores-Chances   | 0-0     | 4-7    |
| Sacks By: Number-Yards    | 3-20    | 6-47   |

**RUSHING:** Kentucky St.-Reginal 10-75; Darmontre 11-35; Lavelle 2-2; TEAM 1-0; Corey 1-minus 4; Charles 10-minus 39. Charleston So.-BARNWELL, Alan 4-108; HOLLOWAY, Mike 3-68; JOHNSON, London 10-67; HARRIS, Ronnie 8-35; HAMILTON, Chanin 5-35; COPELAND, Kyle 2-28; BUCENELL, Shane 4-21; ROBINSON, Ben 4-17; CAGLE, Stephen 1-12; FRAISE, Kelan 3-10; WALL, Geoffrey 2-6; TEAM 1-minus 2.

**PASSING:** Kentucky St.-Charles 7-16-0-64; Cort 2-2-0-8. Charleston So.-BUCENELL, Shane 3-5-0-99; COPELAND, Kyle 1-2-0-8; JOHNSON, London 1-2-0-15.

**RECEIVING:** Kentucky St.-Reginal 3-32; Corey 2-13; Jules 1-16; Demetris 1-4; Charles 1-4; Darmontre 1-3. Charleston So.-SCOTLAND, Jared 2-92; KORN, Colton 2-15; WALL, Geoffrey 1-15.



## GAME 3 - Sept. 10 - Doak Campbell Stadium (75,831)



| #7/7 CHARLESTON SOUTHERN (1-2) | 0  | 6 | 0  | 2 | 8  |
|--------------------------------|----|---|----|---|----|
| #3/3 FLORIDA STATE (2-0)       | 28 | 7 | 14 | 3 | 52 |

TALLAHASSEE, Fla. — Florida State scored 28 first quarter points to take control early and defeat Charleston Southern, 52-8, on Saturday at Doak Campbell Stadium. The third-ranked Seminoles took advantage of two CSU fumbles to build a big early cushion and push the nation's longest home winning streak to 22 games.

CSU (1-2), playing short-handed, competed until the final whistle in its fifth-ever game against a top-five ranked team. The Bucs recorded 294 yards of total offense and were nearly even with the Noles in yardage after halftime.

Junior quarterback Robert Mitchell made his CSU debut and completed 7-of-20 passes for 142 yards, including a 57-yard touchdown to redshirt freshman Kameron Brown. Redshirt sophomore Solomon Brown paced the Bucs' defensive effort with three tackles for loss and a sack, while senior Seth Harrelson posted six stops and an interception in his first career start.

FSU (2-0), facing a quick turnaround following its season opening win over No. 11 Ole Miss, made a host of big plays in the first quarter. Quarterback Deondre Francois hit Travis Rudolph for a 36-yard touchdown on a third-and-12 play to start the scoring. The duo hooked up again on a 21-yard strike following CSU's second turnover. Jesus Wilson returned a punt 89 yards for a touchdown to stake the Seminoles to a four-touchdown lead.

Mitchell relieved London Johnson early in the game and got the Bucs on the scoreboard with 2:50 left in the second quarter. Brown ran wide open down the left sideline thanks to a blown coverage and Mitchell hit him in stride for a 57-yard score.

CSU scored again on a Mike Taylor safety 18 seconds into the fourth quarter. FSU was backed up against its own goal line following a strong Truett Burns punt and J.J. Cosentino dropped the shotgun snap, allowing Taylor to sack him in the end zone.

### SCORING SUMMARY

|     |       |     |  |        |
|-----|-------|-----|--|--------|
| 1st | 09:26 | FS  | Travis Rudolph 36 yd pass from Deondre Francois (Ricky Aguayo kick)        | 0 - 7  |
|     | 04:18 | FS  | Dalvin Cook 1 yd run (Ricky Aguayo kick)                                   | 0 - 14 |
|     | 03:17 | FS  | Travis Rudolph 21 yd pass from Deondre Francois (Ricky Aguayo kick)        | 0 - 21 |
|     | 00:22 | FS  | Jesus Wilson 89 yd punt return (Ricky Aguayo kick)                         | 0 - 28 |
| 2nd | 04:44 | FS  | Jacques Patrick 2 yd run (Ricky Aguayo kick)                               | 0 - 35 |
|     | 02:50 | CSU | BROWN, Kameron 57 yd pass from MITCHELL, Robert (TEKAC, Tyler kick failed) | 6 - 35 |
| 3rd | 10:00 | FS  | Dalvin Cook 37 yd run (Ricky Aguayo kick)                                  | 6 - 42 |
|     | 02:22 | FS  | Auden Tate 1 yd pass from Deondre Francois (Ricky Aguayo kick)             | 6 - 49 |
| 4th | 14:42 | CSU | TAYLOR, Mike safety  | 8 - 49 |
|     | 04:59 | FS  | Ricky Aguayo 46 yd field goal  | 8 - 52 |
|     |       |     | 4 plays, 8 yards, TOP 1:26   |        |

| Stat                       | CSU     | FSU     |
|----------------------------|---------|---------|
| FIRST DOWNS                | 15      | 26      |
| RUSHES-YARDS (NET)         | 39-152  | 36-169  |
| PASSING YDS (NET)          | 142     | 269     |
| Passes Att-Comp-Int        | 20-7-0  | 35-26-1 |
| TOTAL OFFENSE PLAYS-YARDS  | 59-294  | 71-438  |
| Fumble Returns-Yards       | 0-0     | 1-8     |
| Punt Returns-Yards         | 1--6    | 1-89    |
| Kickoff Returns-Yards      | 4-73    | 2-17    |
| Interception Returns-Yards | 1-4     | 0-0     |
| Punts (Number-Avg)         | 7-38.7  | 2-51.0  |
| Fumbles-Lost               | 6-3     | 1-0     |
| Penalties-Yards            | 8-51    | 6-60    |
| Possession Time            | 29:41   | 30:19   |
| Third-Down Conversions     | 2 of 12 | 8 of 11 |
| Fourth-Down Conversions    | 0 of 1  | 0 of 0  |
| Red-Zone Scores-Chances    | 0-0     | 3-3     |
| Sacks By: Number-Yards     | 3-22    | 4-37    |

**RUSHING:** Charleston Southern-HAMILTON, Chanin 9-53; FRAISE, Kelan 6-33; MITCHELL, Robert 16-23; WALL, Geoffrey 3-22; HARRIS, Ronnie 2-18; JOHNSON, London 3-3. Florida State-Dalvin Cook 11-83; Amir Rasul 6-46; Jacques Patrick 5-26; Ryan Green 3-6; Jesus Wilson 1-6; Johnathan Vickers 2-4; J.J. Cosentino 2-1; Deondre Francois 6-minus 3.

**PASSING:** Charleston Southern-MITCHELL, Robert 7-20-0-142. Florida State-Deondre Francois 25-32-1-262; J.J. Cosentino 1-3-0-7.

**RECEIVING:** Charleston Southern-BROWN, Kameron 2-80; SCOTT, Qua-Vonn 1-29; DAVIS, Saire 1-16; SCOTLAND, Jared 1-9; FRAISE, Kelan 1-7; HAMILTON, Chanin 1-1. Florida State-Travis Rudolph 7-105; Jesus Wilson 4-53; Nyqwan Murray 3-31; Ryan Izzo 2-20; Kermit Whitfield 2-17; Da'Vante Phillips 2-15; Auden Tate 2-13; Jacques Patrick 2-5; Dalvin Cook 1-9; Ja'Vonn Harrison 1-1.

## GAME 4 - Sept. 24 - Kessler Field (2,801)



| #11/12 CSU (2-2, 1-0) | 0 | 7 | 14 | 14 | 35 |
|-----------------------|---|---|----|----|----|
| MONMOUTH (2-2, 0-1)   | 0 | 0 | 7  | 0  | 7  |

WEST LONG BRANCH, N.J. — Running the football and playing stout defense was Charleston Southern's bread and butter during its 2015 run to the Big South Conference title. The Bucs provided both in bunches to overwhelm Monmouth, 35-7, in their 2016 league opener on Saturday at Kessler Field.

CSU (2-2, 1-0 Big South) rushed for 322 yards and scored touchdowns on its first four second half possessions to hand Monmouth (2-2, 0-1 Big South) a convincing defeat for the third straight year. The Blue Swarm defense thwarted the Hawks' spread attack, limiting them to less than two yards per rush while piling up nine tackles for loss.

A pair of red zone turnovers kept CSU from blowing the game open in the first half but Mike Holloway gave the Bucs the jolt they needed out of the halftime locker room. Holloway sprinted 75 yards for a touchdown off an option pitch to give CSU a 14-0 advantage 16 seconds into the second half. He rushed for 151 yards on 11 attempts and is now averaging over 14 yards per carry through three games. Holloway added a 63-yard touchdown reception to finish off the Bucs' second half onslaught.

Monmouth pieced together an 11-play, 77-yard touchdown drive to get on the scoreboard following Holloway's second half keynote address. Cody Williams bought time and found Reggie White, Jr., the Big South's leading receiver, for a 31-yard score on a 4th-and-14 play. Williams finished with 172 yards passing on 15 completions but was constantly under duress.

Darius Hammond immediately swung the field after the Hawks' touchdown, galloping 58 yards on the ensuing kickoff. He later scored from seven yards out to reinstate a two-touchdown lead that quickly grew to three thanks to Ben Robinson's 12-yard trip into the end zone. Shane Bucenell led both of those drives in his first career start at quarterback. He finished with 98 yards passing, a touchdown and an interception while adding 73 rushing yards.

### SCORING SUMMARY

|     |       |   |  |
|-----|-------|---|--|
| 2nd | 07:40 | CSU - BROWN, Kameron 20 yd pass from MITCHELL, Robert (TEKAC, Tyler kick) |  |
|     |       | 7 plays, 73 yards, TOP 3:33, CSU 7 - MU 0                                 |  |
| 3rd | 14:44 | CSU - HOLLOWAY, Mike 75 yd run (TEKAC, Tyler kick)                        |  |
|     |       | 1 play, 75 yards, TOP 0:16, CSU 14 - MU 0                                 |  |
|     | 09:30 | MU - WHITE JR., R. 31 yd pass from WILLIAMS, Cody (WHITE, Matt kick)      |  |
|     |       | 11 plays, 77 yards, TOP 5:06, CSU 14 - MU 7                               |  |
|     | 06:57 | CSU - HAMMOND, Darius 7 yd run (TEKAC, Tyler kick)                        |  |
|     |       | 7 plays, 42 yards, TOP 2:23, CSU 21 - MU 7                                |  |
| 4th | 14:52 | CSU - ROBINSON, Ben 12 yd run (TEKAC, Tyler kick)                         |  |
|     |       | 8 plays, 61 yards, TOP 2:51, CSU 28 - MU 7                                |  |
|     | 09:18 | CSU - HOLLOWAY, Mike 63 yd pass from BUCENELL, Shane (TEKAC, Tyler kick)  |  |
|     |       | 3 plays, 61 yards, TOP 1:28, CSU 35 - MU 7                                |  |

| Stat                       | CSU     | MU      |
|----------------------------|---------|---------|
| FIRST DOWNS                | 20      | 17      |
| RUSHES-YARDS (NET)         | 42-322  | 34-59   |
| PASSING YDS (NET)          | 134     | 201     |
| Passes Att-Comp-Int        | 14-7-1  | 34-17-0 |
| TOTAL OFFENSE PLAYS-YARDS  | 56-456  | 68-260  |
| Fumble Returns-Yards       | 0-0     | 0-0     |
| Punt Returns-Yards         | 1-8     | 1-1     |
| Kickoff Returns-Yards      | 1-58    | 5-67    |
| Interception Returns-Yards | 0-0     | 1-43    |
| Punts (Number-Avg)         | 4-33.2  | 8-32.1  |
| Fumbles-Lost               | 1-1     | 0-0     |
| Penalties-Yards            | 9-65    | 6-60    |
| Possession Time            | 27:08   | 32:52   |
| Third-Down Conversions     | 6 of 12 | 5 of 16 |
| Fourth-Down Conversions    | 1 of 1  | 1 of 3  |
| Red-Zone Scores-Chances    | 3-4     | 0-1     |
| Sacks By: Number-Yards     | 2-22    | 1-6     |

**RUSHING:** Charleston So.-HOLLOWAY, Mike 11-151; BUCENELL, Shane 9-73; HAMMOND, Darius 10-37; BARNWELL, Alan 1-33; HAMILTON, Chanin 6-21; ROBINSON, Ben 2-11; WALL, Geoffrey 1-minus 2; MITCHELL, Robert 2-minus 2. Monmouth-CHANEY, Lavon 14-38; WELCH, Zach 6-13; ROYDS, Ed 3-9; WILLIAMS, Cody 10-2; WHITE JR., R. 1-minus 3.

**PASSING:** Charleston So.-BUCENELL, Shane 4-10-1-98; MITCHELL, Robert 3-4-0-36. Monmouth-WILLIAMS, Cody 15-31-0-172; BAHAR, Kenji 2-3-0-29.


**RECEIVING:** Charleston So.-BROWN, Kameron 4-55; HOLLOWAY, Mike 1-63; HATTEN, Travay 1-11; DAVIS, Saire 1-5. Monmouth-WHITE JR., R. 4-72; GRASSO, Vinny 4-48; POWELL, Jake 3-32; AMBUSH, Darren 3-27; WELCH, Zach 2-21; PHELPS, Devin 1-1.

**INTERCEPTIONS:** Charleston So.-None. Monmouth-BASILE, Mike 1-43.

**FUMBLES:** Charleston So.-BUCENELL, Shane 1-1. Monmouth-None.



## GAME 5 - Oct. 1 - Brooks Stadium (10,213) (2 OT)

|  |                                      |    |    |    |    |               |
|--|--------------------------------------|----|----|----|----|---------------|
|  | #8/10 CHARLESTON SOUTHERN (3-2, 1-0) | 7  | 16 | 7  | 15 | 14<br>-<br>59 |
|  | #14 COASTAL CAROLINA (3-2)           | 21 | 0  | 14 | 10 | 13<br>-<br>58 |

CONWAY, S.C. — In a game that featured 117 points, the point that was prevented provided the difference. Charleston Southern's Solomon Brown blocked an extra point attempt in the second overtime to put an end to a wild 59-58 win over Coastal Carolina on Saturday at Brooks Stadium.

Coastal (3-2) appeared poised to send the game to a third overtime following Kenneth Daniels two-yard touchdown run but Brown had other plans. The linebacker leapt up and got his right hand on Ryan Granger's kick, forcing it short of the uprights and setting off a jubilant celebration for CSU (3-2).

The heroes were many in the Bucs' third win over the Chanticleers in the last four years and first in Conway since 2008. Mike Holloway became CSU's all-time leading rusher with 140 yards and a touchdown on 22 carries. Shane Bucenell returned to the game after leaving with severe cramps and tossed two of his four touchdown passes in overtime. Robert Mitchell relieved Bucenell for much of the second half and ran for 69 yards and two scores, including what looked to be the game-winner with 42 seconds left in regulation.

The Bucs totaled 473 yards of offense, held the football for 42:41, ran 89 plays to Coastal's 56 and converted five-of-six fourth down tries. They survived 13 penalties, two costly turnovers and a four-touchdown, 208-yard performance from Coastal star running back De'Angelo Henderson. They found a way to win for the 31st time in Jamey Chadwell's remarkable tenure as head coach.

### SCORING SUMMARY

|     |  |
|-----|--|
| 1st | 11:03 COASTAL - Henderson, D. 1 yd run (Granger, Ryan kick), 10-75 3:57, CSU 0 - COASTAL 7<br>07:59 COASTAL - Henderson, D. 1 yd pass from Keane, Tyler (Granger, Ryan kick), 2-2 0:40, CSU 0 - CCU 14<br>04:42 CSU - HOLLOWAY, Mike 42 yd run (TEKAC, Tyler kick), 7-63 3:09, CSU 7 - COASTAL 14<br>02:16 COASTAL - Henderson, D. 36 yd run (Granger, Ryan kick), 6-69 2:23, CSU 7 - COASTAL 21   |
| 2nd | 13:29 CSU - KORN, Colton 12 yd pass from BUCENELL, Shane (TEKAC, Tyler kick), 9-75 3:47, CSU 14 - CCU 21<br>09:39 CSU - TEKAC, Tyler 37 yd field goal, 7-32 3:34, CSU 17 - COASTAL 21<br>00:42 CSU - HATTEN, Travay 11 yd pass from BUCENELL, Shane (TEKAC, Tyler kick failed), 10-65 4:00, CSU 23 - CCU 21<br>11:39 COASTAL - White, Myles 0 yd fumble recovery (Williams, M. pass from Williams, M.), CSU 23 - CCU 29<br>07:19 CSU - HAMMOND, Darius 27 yd run (TEKAC, Tyler kick), 8-50 4:08, CSU 30 - COASTAL 29<br>05:54 COASTAL - Henderson, D. 47 yd run (Keane, Tyler pass failed), 3-69 1:13, CSU 30 - COASTAL 35<br>09:32 CSU - MITCHELL, Robert 10 yd run (HOLLOWAY, Mike rush), 14-64 7:34, CSU 38 - COASTAL 35<br>08:17 COASTAL - Bradshaw, Gary 19 yd pass from Jones, Chris (Granger, Ryan kick), 3-73 1:07, CSU 38 - CCU 42<br>00:42 CSU - MITCHELL, Robert 13 yd run (TEKAC, Tyler kick), 13-70 7:29, CSU 45 - COASTAL 42<br>00:00 COASTAL - Granger, Ryan 35 yd field goal, 24-0 0:42, CSU 45 - COASTAL 45 |
| OT  | 15:00 COASTAL - Mapp, Bruce 15 yd pass from Keane, Tyler (Granger, Ryan kick), 24-0 0:42, CSU 45 - COASTAL 52<br>15:00 CSU - KORN, Colton 24 yd pass from BUCENELL, Shane (TEKAC, Tyler kick), 24-0 0:42, CSU 52 - COASTAL 52<br>15:00 CSU - SCOTLAND, Jared 15 yd pass from BUCENELL, Shane (TEKAC, Tyler kick), 24-0 0:42, CSU 59 - CCU 52<br>15:00 COASTAL - Daniels, K. 2 yd run (Granger, Ryan kick blocked), 24-0 0:42, CSU 59 - COASTAL 58  |

| Stat                       | CSU      | COASTAL |
|----------------------------|----------|---------|
| FIRST DOWNS                | 27       | 20      |
| RUSHES-YARDS (NET)         | 66-292   | 33-244  |
| PASSING YDS (NET)          | 181      | 168     |
| Passes Att-Comp-Int        | 23-12-0  | 23-15-1 |
| TOTAL OFFENSE PLAYS-YARDS  | 89-473   | 56-412  |
| Fumble Returns-Yards       | 0-0      | 0-0     |
| Punt Returns-Yards         | 0-0      | 1--1    |
| Kickoff Returns-Yards      | 5-103    | 5-87    |
| Interception Returns-Yards | 1-3      | 0-0     |
| Punts (Number-Avg)         | 3-32.0   | 3-40.3  |
| Fumbles-Lost               | 3-1      | 1-1     |
| Penalties-Yards            | 13-85    | 7-49    |
| Possession Time            | 42:41    | 17:19   |
| Third-Down Conversions     | 11 of 22 | 0 of 4  |
| Fourth-Down Conversions    | 5 of 6   | 1 of 1  |
| Red-Zone Scores-Chances    | 5-5      | 4-4     |
| Sacks By: Number-Yards     | 2-4      | 2-10    |

**RUSHING:** Charleston So.-HOLLOWAY, Mike 22-140; HAMMOND, Darius 15-83; MITCHELL, Robert 11-69; BUCENELL, Shane 13-13; FRAISE, Kelan 1-5; WALL, Geoffrey 1-3; ROBINSON, Ben 1-3; TEAM 2-minus 24. Coastal Carolina-Henderson, D. 18-164; Bradshaw, Gary 2-48; Keane, Tyler 8-20; Abercrombie, O. 3-13; Daniels, K. 1-2; TEAM 1-minus 3.


**PASSING:** Charleston So.-BUCENELL, Shane 9-15-0-149; MITCHELL, Robert 3-8-0-32. Coastal Carolina-Keane, Tyler 14-21-1-149; TEAM 0-1-0-0; Jones, Chris 1-1-0-19.

**RECEIVING:** Charleston So.-SCOTLAND, Jared 4-62; BROWN, Kameron 2-47; KORN, Colton 2-36; HATTEN, Travay 1-11; HAMMOND, Darius 1-9; HOLLOWAY, Mike 1-8; DAVIS, Saire 1-8. Coastal Carolina-Henderson, D. 5-44; Brown, Devin 3-44; Mapp, Bruce 2-30; Bradshaw, Gary 2-24; Sattinger, A.J. 2-22; Jones, Chris 1-4.

**INTERCEPTIONS:** Charleston So.-CURL, D.J. 1-3. Coastal Carolina-None.

**FUMBLES:** Charleston So.-TEAM 2-0; BUCENELL, Shane 1-1. Coastal Carolina-Keane, Tyler 1-1.

## GAME 6 - Oct. 22 - Buccaneer Field (5,375)

|   |                                   |   |    |    |   |    |
|---|-----------------------------------|---|----|----|---|----|
|  | No. 9/9 CHARLESTON SO. (4-2, 2-0) | 0 | 21 | 14 | 3 | 38 |
|   | PRESBYTERIAN (2-5, 1-2)           | 0 | 3  | 0  | 0 | 0  |

CHARLESTON, S.C. — Charleston Southern returned from a three week layoff from game action with a vengeance, dominating on both sides of the football to register a 38-3 win over Presbyterian on Saturday at Buccaneer Field.

CSU (4-2, 2-0 Big South) outgained Presbyterian (2-5, 1-2 Big South) by 405 yards and did not allow a first down in the second half. PC's 102 yards are the fewest CSU has ever allowed to an FCS opponent. Offensively, the Bucs churned out 343 yards rushing at nearly eight yards per carry to get the better of a Blue Hose defense that stymied them in the last two matchups.

CSU blew the game open with two touchdowns in a 1:42 span late in the second quarter. Mike Holloway scored on a one-yard plunge to give the Bucs' a 14-3 edge with 3:12 left in the period. The score was set up by strikes of 19, 21 and 16 yards from Shane Bucenell, who was a perfect 9-of-9 for 111 yards in the first half. Bucenell would finish 13-of-14 for 156 yards in just his third career start. Following a PC three-and-out, Robert Mitchell sprinted for a 78-yard touchdown on a quarterback keeper to push CSU's halftime advantage to 21-3. Mitchell cut back on an option play and showed off impressive breakaway speed on the Bucs' longest run of the season.

The Bucs kept the momentum rolling with a 10-play, 76-yard touchdown drive to start the third quarter. First down passes to Holloway, Colton Korn and Kameron Brown powered the series before Bucenell scampered 11 yards into the end zone to forge a 28-3 lead.

All along, CSU's defense was at its best. The Bucs yielded only 142 yards to the Blue Hose in a 10-7 defensive battle a year ago and picked off where they left off in that game. Nikolay Timoschuk, who moved back into a starting role at inside linebacker, paced CSU with seven tackles. Corbin Jackson and Zane Cruz each had five, while Seth Harrelson notched two tackles for loss while making his second career start.

### SCORING SUMMARY

|     |   |
|-----|---|
| 2nd | 14:23 CSU - ROBINSON, Ben 25 yd run (TEKAC, Tyler kick), 12-97 6:50, PC 0 - CSU 7<br>11:32 PC - NORTON, Brett 33 yd field goal, 4-4 1:29, PC 3 - CSU 7<br>03:12 CSU - HOLLOWAY, Mike 1 yd run (TEKAC, Tyler kick), 7-64 3:38, PC 3 - CSU 14<br>01:30 CSU - MITCHELL, Robert 78 yd run (TEKAC, Tyler kick), 2-73 0:57, PC 3 - CSU 21 |
| 3rd | 09:22 CSU - BUCENELL, Shane 11 yd run (TEKAC, Tyler kick), 10-76 5:25, PC 3 - CSU 28<br>04:20 CSU - MITCHELL, Robert 8 yd run (TEKAC, Tyler kick), 5-68 2:45, PC 3 - CSU 35   |
| 4th | 02:53 CSU - SMOAK, Jacob 26 yd field goal, 7-58 3:30, PC 3 - CSU 38   |

| Stat                       | PC      | CSU     |
|----------------------------|---------|---------|
| FIRST DOWNS                | 4       | 24      |
| RUSHES-YARDS (NET)         | 21-28   | 44-343  |
| PASSING YDS (NET)          | 74      | 164     |
| Passes Att-Comp-Int        | 22-14-1 | 20-14-1 |
| TOTAL OFFENSE PLAYS-YARDS  | 43-102  | 64-507  |
| Fumble Returns-Yards       | 0-0     | 0-0     |
| Punt Returns-Yards         | 0-0     | 3-14    |
| Kickoff Returns-Yards      | 7-112   | 1-25    |
| Interception Returns-Yards | 1-0     | 1-0     |
| Punts (Number-Avg)         | 8-43.8  | 2-52.0  |
| Fumbles-Lost               | 0-0     | 2-1     |
| Penalties-Yards            | 4-30    | 6-55    |
| Possession Time            | 24:10   | 35:50   |
| Third-Down Conversions     | 3 of 13 | 5 of 10 |
| Fourth-Down Conversions    | 0 of 1  | 0 of 1  |
| Red-Zone Scores-Chances    | 1-1     | 4-5     |

**RUSHING:** Presbyterian-BRIDGES, Darrell 13-23; WALKER, John 2-3; DAVIS, Zola 1-2; WILSON, Glass 4-2; DAVIS, DaShawn 1-minus 2. Charleston So.-MITCHELL, Robert 6-113; JOHNSON, London 4-64; ROBINSON, Ben 5-53; HAMMOND, Darius 7-51; HOLLOWAY, Mike 7-27; BUCENELL, Shane 7-17; HAMILTON, Chanin 3-13; TALBOTT, Austin 1-4; HARRIS, Ronnie 1-3; WALL, Geoffrey 1-2; TEAM 2-minus 4.

**PASSING:** Presbyterian-WALKER, John 14-22-1-74. Charleston So.-BUCENELL, Shane 13-14-0-156; JOHNSON, London 1-4-0-8; MITCHELL, Robert 0-2-1-0.

**RECEIVING:** Presbyterian-WATSON, Darquez 3-9; PURTER, Joseph 2-37; HARVEY, Shadarius 2-8; DAVIS, DaShawn 2-7; BRIDGES, Darrell 2-3; SANDERS, Hayden 1-7; FRAZIER, Cedric 1-2; DAVIS, Zola 1-1. Charleston So.-KORN, Colton 4-60; HOLLOWAY, Mike 4-36; BROWN, Kameron 2-32; SCOTT, Qua-Vonn 2-12; WALL, Geoffrey 1-16; ROBINSON, Ben 1-8.

**INTERCEPTIONS:** Presbyterian-BEIDEL, Grant 1-0. Charleston So.-MCGOWENS, Troy 1-0.

**FUMBLES:** Presbyterian-None. Charleston So.-BUCENELL, Shane 2-1.





## GAME 7 - Oct. 29 - Buccaneer Field (2,356)



| No. 9/9 CHARLESTON SO. (5-2, 2-0) | 7 | 14 | 21 | 7 | 49 |
|-----------------------------------|---|----|----|---|----|
| BUCKNELL (3-5)                    | 7 | 7  | 7  | 7 | 28 |

CHARLESTON, S.C. — Charleston Southern rolled up a season-high 548 yards of offense and limited Bucknell defensively for much of the day to post a 49-28 win on Saturday at Buccaneer Field.

CSU (5-2, 2-0 Big South) largely cruised to a fourth consecutive victory and tenth straight home triumph behind the play of its two redshirt freshman quarterbacks. Shane Bucenell threw for 172 yards and three first half touchdowns, while London Johnson ran for 80 yards and two scores and added a 32-yard touchdown strike to Saïre Davis. Davis and another redshirt freshman, Kameron Brown, hauled in two touchdown passes apiece. Mike Holloway paced the Bucs' ground game with 105 yards, marking his fourth 100-yard effort of the year.

The Bucs' defense, meanwhile, made Bucknell (3-5, 2-1 Patriot League) one dimensional. The Bison rushed for just 71 yards and less than two yards per carry and couldn't push the ball downfield in the passing game.

CSU outgained Bucknell by 170 yards in the first half but led by only 21-14 at halftime due to an interception shortly before the break. The Bison's Connor Golden picked off Bucenell and returned it to the CSU 40-yard line with 1:25 left. R.J. Nitti's 35-yard pass to Kyle Kinner then set up a short touchdown throw to whittle the Bucs' advantage to seven.

CSU rattled off two touchdown drives and forced a Bucknell three-and-out in between to put the game away over the remainder of the third quarter. Johnson ran for two first downs before lofting a perfect pass to Davis in the end zone to give the Bucs a 35-21 lead. After a defensive stop, Johnson rolled to his right and found Colton Korn for a 43-yard gain to the Bucknell 20. Two plays later, Johnson dashed 20 yards down the right sideline to up CSU's cushion to 42-21 with 34 seconds remaining.

### SCORING SUMMARY

|     |  |  |
|-----|--|--|
| 1st | 11:39 BUCKNELL - Horan, Jack 10 yd pass from Nitti, R.J. (Burdick, John kick)  | 9 plays, 66 yards, TOP 3:21, BUCKNELL 7 - CSU 0    |
|     | 10:25 CSU - DAVIS, Saïre 59 yd pass from BUCENELL, Shane (TEKAC, Tyler kick)   | 4 plays, 74 yards, TOP 1:08, BUCKNELL 7 - CSU 7    |
| 2nd | 09:50 CSU - BROWN, Kameron 27 yd pass from BUCENELL, Shane (TEKAC, Tyler kick) | 12 plays, 99 yards, TOP 5:52, BUCKNELL 7 - CSU 14  |
|     | 02:26 CSU - BROWN, Kameron 13 yd pass from BUCENELL, Shane (TEKAC, Tyler kick) | 9 plays, 80 yards, TOP 4:22, BUCKNELL 7 - CSU 21   |
|     | 00:56 BUCKNELL - Owers, Andrew 3 yd pass from Nitti, R.J. (Burdick, John kick) | 5 plays, 40 yards, TOP 0:29, BUCKNELL 14 - CSU 21  |
| 3rd | 10:17 CSU - JOHNSON, London 5 yd run (TEKAC, Tyler kick)                       | 12 plays, 65 yards, TOP 4:43, BUCKNELL 14 - CSU 28 |
|     | 07:27 BUCKNELL - Freshnock, Chad 2 yd run (Burdick, John kick)                 | 1 play, 2 yards, TOP 0:06, BUCKNELL 21 - CSU 28    |
|     | 04:16 CSU - DAVIS, Saïre 32 yd pass from JOHNSON, London (TEKAC, Tyler kick)   | 6 plays, 75 yards, TOP 3:03, BUCKNELL 21 - CSU 35  |
|     | 00:34 CSU - JOHNSON, London 20 yd run (TEKAC, Tyler kick)                      | 5 plays, 67 yards, TOP 2:36, BUCKNELL 21 - CSU 42  |
| 4th | 09:17 BUCKNELL - Freshnock, Chad 1 yd run (Burdick, John kick)                 | 13 plays, 69 yards, TOP 6:11, BUCKNELL 28 - CSU 42 |
|     | 05:12 CSU - HOLLOWAY, Mike 1 yd run (TEKAC, Tyler kick)                        | 1 play, 1 yard, TOP 0:04, BUCKNELL 28 - CSU 49     |

| Stat                       | BUCKNELL | CSU     |
|----------------------------|----------|---------|
| FIRST DOWNS                | 18       | 24      |
| RUSHES-YARDS (NET)         | 37-71    | 44-294  |
| PASSING YDS (NET)          | 171      | 254     |
| Passes Att-Comp-Int        | 21-36-1  | 13-21-2 |
| TOTAL OFFENSE PLAYS-YARDS  | 73-242   | 65-548  |
| Fumble Returns-Yards       | 0-0      | 0-0     |
| Punt Returns-Yards         | 0-0      | 1-2     |
| Kickoff Returns-Yards      | 8-179    | 4-122   |
| Interception Returns-Yards | 2-28     | 1-38    |
| Punts (Number-Avg)         | 6-43.7   | 2-30.5  |
| Fumbles-Lost               | 1-1      | 1-1     |
| Penalties-Yards            | 1-5      | 15-131  |
| Possession Time            | 31:09    | 28:51   |
| Third-Down Conversions     | 10 of 18 | 8 of 10 |
| Fourth-Down Conversions    | 2 of 2   | 0 of 0  |
| Red-Zone Scores-Chances    | 4-4      | 4-4     |
| Sacks By: Number-Yards     | 0-0      | 3-21    |

**RUSHING:** Bucknell-DeFloria, Joey 16-48; Freshnock, Chad 16-37;

Chiarolanzio, John 1-minus 5; Nitti, R.J. 4-minus 9. Charleston So.-HOLLOWAY, Mike 11-105; JOHNSON, London 11-80; BUCENELL, Shane 9-66; HAMMOND, Darius 9-43; HARRIS, Ronnie 1-2; WALL, Geoffrey 1-1; ROBINSON, Ben 1-0; HAMILTON, Chanan 1-minus 3.

**PASSING:** Bucknell-Nitti, R.J. 18-29-1-154; Chiarolanzio, John 3-7-0-17. Charleston So.-BUCENELL, Shane 9-16-1-172; JOHNSON, London 4-5-1-82.

**RECEIVING:** Bucknell-Kinner, Kyle 5-79; Podbielski, Andrew 5-21; Bethea, Justin 3-25; Owers, Andrew 3-19; DeFloria, Joey 3-8; Horan, Jack 1-10; Freshnock, Chad 1-9. Charleston So.-BROWN, Kameron 5-67; DAVIS, Saïre 3-99; HOLLOWAY, Mike 3-28; KORN, Colton 2-60.

## GAME 8 - Nov. 5 - Buccaneer Field (1,603)



| No. 8/9 CHARLESTON SO. (5-3, 2-1) | 7 | 0 | 0 | 3  | 10 |
|-----------------------------------|---|---|---|----|----|
| GARDNER-WEBB (4-6, 2-2)           | 0 | 0 | 7 | 10 | 17 |

CHARLESTON, S.C. — Gardner-Webb mounted an 85-yard touchdown drive to take the lead with 27 seconds left and held off Charleston Southern's last gasp final drive for a 17-10 win on Saturday at Buccaneer Field. The loss snaps CSU's 11-game Big South Conference winning streak and ten-game home winning streak.

Gardner-Webb (4-6, 2-2 Big South) moved in front on Tyrell Maxwell's one-yard touchdown pass to tight end Mike Estes. Maxwell scampered for gains of 15 and 26 yards on consecutive snaps to set up the winning score. The plays capped a monster effort from the Runnin' Bulldogs junior quarterback as he accounted for 360 of their 430 total yards.

CSU (5-3, 2-1 Big South) gave itself a chance to tie the game and force overtime on the ensuing possession as Robert Mitchell fired a 55-yard strike to Larry Jones, III. The Bucs had two shots at the end zone from the Gardner-Webb 16 but a dropped pass and an interception by Jaylan Foster sealed the final outcome.

CSU remains in control of its own destiny for a second consecutive Big South title and FCS Playoff bid. The Bucs must defeat Liberty on the road next Saturday and Kennesaw State in the following week's regular season finale. CSU head coach Jamey Chadwell knows his team will have to play better to accomplish the goals in front of them.

Maxwell was mostly hemmed in by the Bucs' Blue Swarm defense in the first half but made a bevy of plays after halftime. GWU converted 6-of-9 third down tries over the final 30 minutes mostly due to Maxwell's ability to freelance. He posted 144 of his 165 rushing yards in the second half. Maxwell was also 12-of-14 for 97 yards through the air following intermission. A 27-yard connection down the seam to Estes moved the ball into CSU territory on GWU's game-winning march.

### SCORING SUMMARY

|     |  |   |
|-----|--|---|
| 1st | 12:26 CSU - KORN, Colton 25 yd pass from BUCENELL, Shane (TEKAC, Tyler kick)   | 5 plays, 70 yards, TOP 2:34, GWU 0 - CSU 7    |
| 3rd | 07:41 GWU - MAXWELL, Tyrell 52 yd run (SCHUMACHER, Paul kick)                  | 6 plays, 90 yards, TOP 2:42, GWU 7 - CSU 7    |
| 4th | 13:11 CSU - TEKAC, Tyler 38 yd field goal                                      | 8 plays, 29 yards, TOP 4:01, GWU 7 - CSU 10   |
|     | 03:26 GWU - SCHUMACHER, Paul 39 yd field goal                                  | 13 plays, 50 yards, TOP 5:02, GWU 10 - CSU 10 |
|     | 00:27 GWU - ESTES, Mike 1 yd pass from MAXWELL, Tyrell (SCHUMACHER, Paul kick) | 8 plays, 85 yards, TOP 1:15, GWU 17 - CSU 10  |

| Stat                       | GWU     | CSU     |
|----------------------------|---------|---------|
| FIRST DOWNS                | 21      | 14      |
| RUSHES-YARDS (NET)         | 44-235  | 41-168  |
| PASSING YDS (NET)          | 195     | 144     |
| Passes Att-Comp-Int        | 30-21-1 | 16-6-1  |
| TOTAL OFFENSE PLAYS-YARDS  | 74-430  | 57-312  |
| Fumble Returns-Yards       | 0-0     | 0-0     |
| Punt Returns-Yards         | 1-2     | 0-0     |
| Kickoff Returns-Yards      | 3-50    | 3-83    |
| Interception Returns-Yards | 1-0     | 1-21    |
| Punts (Number-Avg)         | 6-32.8  | 7-36.3  |
| Fumbles-Lost               | 3-1     | 0-0     |
| Penalties-Yards            | 4-35    | 2-10    |
| Possession Time            | 30:41   | 29:19   |
| Third-Down Conversions     | 8 of 15 | 4 of 13 |
| Fourth-Down Conversions    | 0 of 0  | 0 of 0  |
| Red-Zone Scores-Chances    | 1-1     | 1-3     |
| Sacks By: Number-Yards     | 4-18    | 2-18    |

**RUSHING:** Gardner-Webb-MAXWELL, Tyrell 23-165; CAGLE, Jaylin 15-50; PERRY, Elijah 1-15; BLACKMON, Jonathan 3-3; ROLLINS, Brody 1-3; Team 1-minus 1. Charleston So.-HOLLOWAY, Mike 13-70; HAMMOND, Darius 10-46; ROBINSON, Ben 4-26; MITCHELL, Robert 2-13; WALL, Geoffrey 1-13; BUCENELL, Shane 11-0.

**PASSING:** Gardner-Webb-MAXWELL, Tyrell 21-29-1-195; BLACKMON, Jonathan 0-1-0-0. Charleston So.-BUCENELL, Shane 5-13-0-89; MITCHELL, Robert 1-3-1-55.

**RECEIVING:** Gardner-Webb-ESTES, Mike 6-70; CAGLE, Jaylin 5-16; HENDERSON, Jacob 3-38; LEE, Adonus 3-33; JACKSON IV, Willie 1-19; PERRY, Elijah 1-8; BLACKMON, Jonathan 1-6; HORTON, Kyle 1-5. Charleston So.-BROWN, Kameron 2-59; JONES III, Larry 1-55; KORN, Colton 1-25; HAMMOND, Darius 1-3; HOLLOWAY, Mike 1-2.

**INTERCEPTIONS:** Gardner-Webb-FOSTER, Jaylan 1-0. Charleston So.-JACKSON, Corbin 1-21.

**FUMBLES:** Gardner-Webb-MAXWELL, Tyrell 2-0; BLACKMON, Jonathan 1-1. Charleston So.-None.





## GAME 9 - Nov. 12 - Williams Stadium (21,712)



|                                  |   |    |   |    |    |
|----------------------------------|---|----|---|----|----|
| No. 14 CHARLESTON SO. (6-3, 3-1) | 7 | 24 | 7 | 10 | 48 |
| No. 24/25 LIBERTY (6-4, 4-1)     | 6 | 0  | 6 | 14 | 26 |

LYNCHBURG, Va. - Charleston Southern kept its Big South title aspirations alive with a 48-26 win over #24/25 Liberty on Saturday afternoon at Williams Stadium. It was CSU's third consecutive win over the Flames as the Buccaneers bounced back from a tough loss last week against Gardner-Webb to take the driver's seat for the conference's automatic bid to the FCS Playoffs.

The Buccaneers (6-3, 3-1) outgained the Flames (6-4, 4-1) 514-331 and topped 300 yards rushing for the fourth time this season in the win. Shane Bucenell shook off a pair of first half interceptions to record 235 total yards and four touchdowns (three passing, one rushing) as the Bucs came out of the gates displaying emotion and intensity that was missing in their previous outing.

CSU overcame three first half interceptions to hold the 31-6 lead at the half. Bucenell connected on touchdown passes to Kameron Brown, Travay Hatten, and Mike Holloway over the first 30 minutes, while Ben Robinson added a 28-yard touchdown run to pace the Bucs to a quick start offensively. Defensively, the Bucs allowed 78 yards in the first half and limited Liberty to three points off the CSU turnovers.

Mike Holloway led CSU's rushing attack with his fifth 100-yard effort of the season. Holloway picked up 107 yards on nine carries and was aided by a 76-yard carry midway through the fourth quarter setting up a Tyler Tekac 28 yard field goal. The Bucs rushed for 344 yards in the contest with Robinson (six carries, 71 yards, one touchdown), Bucenell (11 carries, 65 yards, one touchdown), and Robert Mitchell all finding the end zone on the ground.

Through the air, Bucenell was 10-for-16 for 170 yards and three touchdowns. Bucenell connected with Hatten from 11 yards out on an out-and-under route to put the Bucs on the board in the first quarter. He added second quarter touchdown passes to Holloway (28 yards) and Brown (45 yards) for his third multi-touchdown game of the season.

### SCORING SUMMARY

- 1st 12:55 LIBERTY - PROBERT, A. 32 yd field goal, 4--1 1:15, CSU 0 - LIBERTY 3  
06:47 CSU - HATTEN, Travay 11 yd pass from BUCENELL, Shane (TEKAC, Tyler kick), 7-67  
3:10, CSU 7 - LIBERTY 3  
01:17 LIBERTY - PROBERT, A. 39 yd field goal, 13-51 5:23, CSU 7 - LIBERTY 6
- 2nd 14:49 CSU - TEKAC, Tyler 38 yd field goal, 4--3 1:14, CSU 10 - LIBERTY 6  
10:47 CSU - ROBINSON, Ben 28 yd run (TEKAC, Tyler kick), 6-75 2:57, CSU 17 - LIBERTY 6  
06:30 CSU - HOLLOWAY, Mike 20 yd pass from BUCENELL, Shane (TEKAC, Tyler kick), 7-54  
3:46, CSU 24 - LIBERTY 6  
05:20 CSU - BROWN, Kameron 45 yd pass from BUCENELL, Shane (TEKAC, Tyler kick), 1-45  
0:12, CSU 31 - LIBERTY 6
- 3rd 13:55 CSU - BUCENELL, Shane 57 yd run (TEKAC, Tyler kick), 1-57 0:11, CSU 38 - LIBERTY 6  
05:47 LIBERTY - COUAMIN, K. 65 yd pass from CALVERT, S. (CALVERT, S. pass failed), 3-71  
1:22, CSU 38 - LIBERTY 12
- 4th 14:55 CSU - MITCHELL, Robert 1 yd run (TEKAC, Tyler kick), 11-75 5:51, CSU 45 - LIBERTY 12  
10:21 LIBERTY - FARROW, B.J. 8 yd pass from CALVERT, S. (PROBERT, A. kick), 10-75 4:34,  
CSU 45 - LIBERTY 19  
07:33 CSU - TEKAC, Tyler 28 yd field goal, 5-76 2:44, CSU 48 - LIBERTY 19  
01:30 LIBERTY - SHELLS, D. 48 yd pass from CALVERT, S. (PROBERT, A. kick), 3-47 0:26, CSU  
48 - LIBERTY 26

| Stat                       | CSU     | LIB     |
|----------------------------|---------|---------|
| FIRST DOWNS                | 21      | 14      |
| RUSHES-YARDS (NET)         | 46-344  | 34-70   |
| PASSING YDS (NET)          | 170     | 261     |
| Passes Att-Comp-Int        | 22-10-3 | 36-15-1 |
| TOTAL OFFENSE PLAYS-YARDS  | 68-514  | 70-331  |
| Fumble Returns-Yards       | 0-0     | 0-0     |
| Punt Returns-Yards         | 5-44    | 1-6     |
| Kickoff Returns-Yards      | 4-124   | 8-135   |
| Interception Returns-Yards | 1-0     | 3-26    |
| Punts (Number-Avg)         | 4-36.2  | 8-37.8  |
| Fumbles-Lost               | 1-0     | 1-1     |
| Penalties-Yards            | 4-40    | 3-23    |
| Possession Time            | 32:34   | 27:26   |
| Third-Down Conversions     | 4 of 14 | 5 of 18 |
| Fourth-Down Conversions    | 1 of 1  | 2 of 2  |
| Red-Zone Scores-Chances    | 5-5     | 2-2     |
| Sacks By: Number-Yards     | 5-25    | 2-11    |

**RUSHING:** Charleston So.-HOLLOWAY, Mike 9-107; ROBINSON, Ben 6-71; BUCENELL, Shane 11-65; MITCHELL, Robert 6-39; HAMMOND, Darius 8-39; WALL, Geoffrey 1-23; HARRIS, Ronnie 1-4; HAMILTON, Chanin 1-minus 2; JOHNSON, London 3-minus 2. Liberty-MOSLEY, C. 12-59; HICKSON, F. 6-21; MACON, T. 7-2; CALVERT, S. 9-minus 12.

**PASSING:** Charleston So.-BUCENELL, Shane 10-16-2-170; MITCHELL, Robert 0-5-1-0; JOHNSON, London 0-1-0-0. Liberty-CALVERT, S. 15-36-1-261.



## CSU SEASON HIGHS

### INDIVIDUAL

Rushes ..... 22 HOLLOWAY, Mike at Coastal Carolina (Oct 01, 2016)  
 Yards Rushing ..... 151 HOLLOWAY, Mike at Monmouth (Sep 24, 2016)  
 TD Rushes ..... 2, 5x, last JOHNSON, London vs Bucknell (Oct 29, 2016)  
 Long Rush ..... 78 MITCHELL, Robert vs Presbyterian (Oct 22, 2016)  
 Pass attempts ..... 20 COPELAND, Kyle at North Dakota State (Aug 27, 2016)  
 20 MITCHELL, Robert at Florida St. (Sep 10, 2016)  
 Pass completions ..... 13 BUCENELL, Shane vs Presbyterian (Oct 22, 2016)  
 Yards Passing ..... 172 BUCENELL, Shane vs Bucknell (Oct 29, 2016)  
 TD Passes ..... 4 BUCENELL, Shane at Coastal Carolina (Oct 01, 2016)  
 Long Pass ..... 84 BUCENELL, Shane vs Kentucky St. (Sep 03, 2016)  
 Receptions ..... 5 BROWN, Kameron vs Bucknell (Oct 29, 2016)  
 Yards Receiving ..... 99 DAVIS, Saire vs Bucknell (Oct 29, 2016)  
 TD Receptions ..... 2 KORN, Colton at Coastal Carolina (Oct 01, 2016)  
 2 BROWN, Kameron vs Bucknell (Oct 29, 2016)  
 2 DAVIS, Saire vs Bucknell (Oct 29, 2016)  
 Long Reception ..... 84 SCOTLAND, Jared vs Kentucky St. (Sep 03, 2016)  
 Field Goals ..... 2 TEKAC, Tyler at Liberty (11-12-16)  
 Long Field Goal ..... 46 SMOAK, Jacob at North Dakota State (Aug 27, 2016)  
 Punts ..... 7 BURNS, Truett at Florida St. (Sep 10, 2016)  
 7 BURNS, Truett vs Gardner-Webb (Nov 05, 2016)  
 Punting Avg ..... 52.0 BURNS, Truett vs Presbyterian (Oct 22, 2016)  
 Long Punt ..... 61 BURNS, Truett vs Presbyterian (Oct 22, 2016)  
 Punts inside 20 ..... 3 BURNS, Truett vs Kentucky St. (Sep 03, 2016)  
 3 BURNS, Truett at Florida St. (Sep 10, 2016)  
 Long Punt Return ..... 70 FRAISE, Kelan vs Kentucky St. (Sep 03, 2016)  
 Long Kickoff Return ..... 83 HAMMOND, Darius at Liberty (11-12-16)  
 Tackles ..... 10 JACKSON, Corbin vs Bucknell (Oct 29, 2016)  
 Sacks ..... 2.0 ELLIS, Anthony at Coastal Carolina (Oct 01, 2016)  
 Tackles For Loss ..... 3.5 BROWN, Solomon vs Bucknell (Oct 29, 2016)  
 3.5 ELLIS, Anthony at Liberty (11-12-16)  
 Interceptions ..... 1, 7x, last HOPKINS, Shadarius at Liberty (11-12-16)

### TEAM

Rushes ..... 66 at Coastal Carolina (Oct 01, 2016)  
 Yards Rushing ..... 405 vs Kentucky St. (Sep 03, 2016)  
 Yards Per Rush ..... 8.6 vs Kentucky St. (Sep 03, 2016)  
 TD Rushes ..... 6 vs Kentucky St. (Sep 03, 2016)  
 Pass attempts ..... 23 at Coastal Carolina (Oct 01, 2016)  
 Pass completions ..... 14 vs Presbyterian (Oct 22, 2016)  
 Yards Passing ..... 254 vs Bucknell (Oct 29, 2016)  
 Yards Per Pass ..... 13.6 vs Kentucky St. (Sep 03, 2016)  
 TD Passes ..... 4 at Coastal Carolina (Oct 01, 2016)  
 ..... 4 vs Bucknell (Oct 29, 2016)  
 Total Plays ..... 89 at Coastal Carolina (Oct 01, 2016)  
 Total Offense ..... 548 vs Bucknell (Oct 29, 2016)  
 Yards Per Play ..... 9.4 vs Kentucky St. (Sep 03, 2016)  
 Points ..... 59 at Coastal Carolina (Oct 01, 2016)  
 Sacks By ..... 6 vs Kentucky St. (Sep 03, 2016)  
 First Downs ..... 27 at Coastal Carolina (Oct 01, 2016)  
 Penalties ..... 15 vs Bucknell (Oct 29, 2016)  
 Penalty Yards ..... 131 vs Bucknell (Oct 29, 2016)  
 Turnovers ..... 3 at Florida St. (Sep 10, 2016)  
 ..... 3 vs Bucknell (Oct 29, 2016)  
 ..... 3 at Liberty (11-12-16)  
 Interceptions By ..... 1 at North Dakota State (Aug 27, 2016)  
 ..... 1 at Florida St. (Sep 10, 2016)  
 ..... 1 at Coastal Carolina (Oct 01, 2016)  
 ..... 1 vs Presbyterian (Oct 22, 2016)  
 ..... 1 vs Bucknell (Oct 29, 2016)  
 ..... 1 vs Gardner-Webb (Nov 05, 2016)  
 ..... 1 at Liberty (11-12-16)  
 Punts ..... 7 at Florida St. (Sep 10, 2016)  
 ..... 7 vs Gardner-Webb (Nov 05, 2016)  
 Punting Avg ..... 52.0 vs Presbyterian (Oct 22, 2016)  
 Long Punt ..... 61 vs Presbyterian (Oct 22, 2016)  
 Punts inside 20 ..... 3 vs Kentucky St. (Sep 03, 2016)  
 ..... 3 at Florida St. (Sep 10, 2016)  
 Long Punt Return ..... 70 vs Kentucky St. (Sep 03, 2016)

## OPPONENT SEASON HIGHS

### INDIVIDUAL

Rushes ..... 23 MAXWELL, T., vs Gardner-Webb (Nov 05, 2016)  
 Yards Rushing ..... 165 MAXWELL, T., vs Gardner-Webb (Nov 05, 2016)  
 TD Rushes ..... 3 Henderson, D., at Coastal Carolina (Oct 01, 2016)  
 Long Rush ..... 52 MAXWELL, T., vs Gardner-Webb (Nov 05, 2016)  
 Pass attempts ..... 36 CALVERT, S., at Liberty (11-12-16)  
 Pass completions ..... 25 Francois, D., at Florida St. (Sep 10, 2016)  
 Yards Passing ..... 262 Francois, D., at Florida St. (Sep 10, 2016)  
 TD Passes ..... 3 Francois, D., at Florida St. (Sep 10, 2016)  
 ..... 3 CALVERT, S., at Liberty (11-12-16)  
 Long Pass ..... 65 CALVERT, S., at Liberty (11-12-16)  
 Receptions ..... 7 Rudolph, T., at Florida St. (Sep 10, 2016)  
 Yards Receiving ..... 105 Rudolph, T., at Florida St. (Sep 10, 2016)  
 TD Receptions ..... 2 Rudolph, T., at Florida St. (Sep 10, 2016)  
 Long Reception ..... 65 COUAMIN, K., at Liberty (11-12-16)  
 Field Goals ..... 2 PROBERT, A., at Liberty (11-12-16)  
 Long Field Goal ..... 52 Cam Pedersen, at North Dakota State (Aug 27, 2016)  
 Punts ..... 11 WARREN, vs Kentucky St. (Sep 03, 2016)  
 Punting Avg ..... 51.0 Tyler, L., at Florida St. (Sep 10, 2016)  
 Long Punt ..... 58 WARREN, vs Kentucky St. (Sep 03, 2016)  
 Punts inside 20 ..... 3 WHITE, Matt, at Monmouth (Sep 24, 2016)  
 Long Punt Return ..... 89 Wilson, J., at Florida St. (Sep 10, 2016)  
 Long Kickoff Return ..... 51 SLAUGHTER, vs Kentucky St. (Sep 03, 2016)  
 Tackles ..... 14 Sampson, Richie, at Coastal Carolina (Oct 01, 2016)  
 Sacks ..... 2.0 Burns, B., at Florida St. (Sep 10, 2016)  
 2.0 MANNING, D., vs Gardner-Webb (Nov 05, 2016)  
 Tackles For Loss ..... 3.0 Burns, B., at Florida St. (Sep 10, 2016)  
 Interceptions ..... 2 Golden, Connor, vs Bucknell (Oct 29, 2016)  
 ..... 2 TURNER, C., at Liberty (11-12-16)

### TEAM

Rushes ..... 44 at North Dakota State (Aug 27, 2016)  
 ..... 44 vs Gardner-Webb (Nov 05, 2016)  
 Yards Rushing ..... 244 at Coastal Carolina (Oct 01, 2016)  
 Yards Per Rush ..... 7.4 at Coastal Carolina (Oct 01, 2016)  
 TD Rushes ..... 4 at Coastal Carolina (Oct 01, 2016)  
 Pass attempts ..... 36 vs Bucknell (Oct 29, 2016)  
 ..... 36 at Liberty (11-12-16)  
 Pass completions ..... 26 at Florida St. (Sep 10, 2016)  
 Yards Passing ..... 269 at Florida St. (Sep 10, 2016)  
 Yards Per Pass ..... 7.7 at Florida St. (Sep 10, 2016)  
 TD Passes ..... 3 at Florida St. (Sep 10, 2016)  
 ..... 3 at Coastal Carolina (Oct 01, 2016)  
 ..... 3 at Liberty (11-12-16)  
 Total Plays ..... 74 vs Gardner-Webb (Nov 05, 2016)  
 Total Offense ..... 438 at Florida St. (Sep 10, 2016)  
 Yards Per Play ..... 7.4 at Coastal Carolina (Oct 01, 2016)  
 Points ..... 58 at Coastal Carolina (Oct 01, 2016)  
 Sacks By ..... 4 at Florida St. (Sep 10, 2016)  
 ..... 4 vs Gardner-Webb (Nov 05, 2016)  
 First Downs ..... 26 at Florida St. (Sep 10, 2016)  
 Penalties ..... 7 at Coastal Carolina (Oct 01, 2016)  
 Penalty Yards ..... 70 at North Dakota State (Aug 27, 2016)  
 Turnovers ..... 2 at North Dakota State (Aug 27, 2016)  
 ..... 2 at Coastal Carolina (Oct 01, 2016)  
 ..... 2 vs Bucknell (Oct 29, 2016)  
 ..... 2 vs Gardner-Webb (Nov 05, 2016)  
 ..... 2 at Liberty (11-12-16)  
 Interceptions By ..... 3 at Liberty (11-12-16)  
 Punts ..... 12 vs Kentucky St. (Sep 03, 2016)  
 Punting Avg ..... 51.0 at Florida St. (Sep 10, 2016)  
 Long Punt ..... 58 vs Kentucky St. (Sep 03, 2016)  
 Punts inside 20 ..... 3 at Monmouth (Sep 24, 2016)  
 Long Punt Return ..... 89 at Florida St. (Sep 10, 2016)



## 2016 First Meetings

|                         |               |
|-------------------------|---------------|
| North Dakota State..... | L, 24-17 (OT) |
| Kentucky State .....    | W, 57-7       |
| Bucknell .....          | W, 49-28      |

## Florida State

### 0-2 (.000), 0-1 Away

|                         |         |
|-------------------------|---------|
| Sept. 10, 2011 (A)..... | 10-62 L |
| Sept. 10, 2016 (A)..... | 8-52 L  |

## Coastal Carolina

### 6-8 (.429), 4-3 Home, 2-5 Away

|                         |                |
|-------------------------|----------------|
| Nov. 22, 2003 (H).....  | 14-48 L        |
| Nov. 20, 2004 (A).....  | 28-56 L        |
| Nov. 19, 2005 (H).....  | 34-27 (OT) W   |
| Nov. 18, 2006 (A).....  | 17-31 L        |
| Nov. 17, 2007 (H).....  | 2-41 L         |
| Nov. 22, 2008 (A) ..... | 24-0 W         |
| Nov. 21, 2009 (H).....  | 30-23 W        |
| Nov. 20, 2010 (A).....  | 3-70 L         |
| Nov. 12, 2011 (H).....  | 38-45 L        |
| Nov. 17, 2012 (A).....  | 20-41 L        |
| Nov. 9, 2013 (H).....   | 31-26 W        |
| Nov. 1, 2014 (A).....   | 22-43 L        |
| Oct. 31, 2015 (H).....  | 33-25 W        |
| Oct. 1, 2016 (A) .....  | 59-58 W (2 OT) |

## BIG SOUTH OPPONENTS

## Monmouth

### 3-0 (1.000), 1-0 Home, 2-0 Away

|                         |        |
|-------------------------|--------|
| Nov. 1, 2014 (A) .....  | 27-0 W |
| Oct. 10, 2015 (H).....  | 37-7 W |
| Sept. 24, 2016 (A)..... | 35-7 W |

## Presbyterian

### 10-14 (.417), 6-7 Home, 4-7 Away

|                          |         |
|--------------------------|---------|
| Sept. 11, 1993 (H) ..... | 17-16 W |
| Sept. 10, 1994 (A).....  | 34-38 L |
| Sept. 9, 1995 (H).....   | 6-44 L  |
| Sept. 14, 1996 (A).....  | 26-34 L |
| Sept. 13, 1997 (H) ..... | 7-16 L  |
| Sept. 12, 1998 (A).....  | 0-42 L  |
| Sept. 11, 1999 (H) ..... | 14-20 L |
| Sept. 9, 2000 (A).....   | 13-28 L |
| Sept. 8, 2001 (H) .....  | 10-19 L |
| Sept. 14, 2002 (A).....  | 6-26 L  |
| Sept. 13, 2003 (H) ..... | 14-17 L |
| Sept. 11, 2004 (A) ..... | 14-19 L |
| Sept. 10, 2005 (H) ..... | 0-42 L  |
| Sept. 2, 2006 (A).....   | 21-13 W |
| Nov. 10, 2007 (H).....   | 28-24 W |
| Nov. 8, 2008 (H).....    | 29-18 W |
| Nov. 7, 2009 (A).....    | 46-32 W |
| Nov. 13, 2010 (H).....   | 42-39 W |
| Nov. 19, 2011 (A).....   | 14-45 L |
| Oct. 20, 2012 (H).....   | 31-21 W |
| Nov. 2, 2013 (A).....    | 27-16 W |
| Oct. 18, 2014 (H).....   | 3-7 L   |
| Oct. 17, 2015 (A).....   | 10-7 W  |
| Oct. 22, 2016 (H).....   | 38-3 W  |

## Gardner-Webb

### 6-10 (.375), 4-3 Home, 2-5 Away

|                         |         |
|-------------------------|---------|
| Sept. 12, 1992 (A)..... | 0-56 L  |
| Nov. 9, 2002 (H).....   | 15-57 L |
| Nov. 8, 2003 (A).....   | 0-46 L  |
| Nov. 13, 2004 (H) ..... | 0-18 L  |
| Nov. 5, 2005 (A).....   | 38-7 W  |
| Nov. 4, 2006 (H).....   | 28-14 W |
| Oct. 27, 2007 (A) ..... | 25-29 L |
| Oct. 4, 2008 (H).....   | 13-10 W |
| Oct. 17, 2009 (A).....  | 20-27 L |
| Oct. 16, 2010 (H).....  | 25-35 L |
| Oct. 29, 2011 (A).....  | 7-14, L |
| Nov. 10, 2012 (H).....  | 28-10 W |
| Nov. 16, 2013 (A).....  | 10-27 L |
| Nov. 8, 2014 (H).....   | 44-14 W |
| Oct. 24, 2015 (A) ..... | 34-0 W  |
| Nov. 5, 2016 (H).....   | 10-17 L |

## Liberty

### 5-19 (.208), 2-9 Home, 3-10 Away

|                         |         |
|-------------------------|---------|
| Oct. 30, 1993 (A).....  | 6-42 L  |
| Nov. 19, 1994 (A).....  | 27-59 L |
| Oct. 28, 1995 (H).....  | 15-19 L |
| Oct. 26, 1996 (A).....  | 7-38 L  |
| Oct. 25, 1997 (H).....  | 14-18 L |
| Oct. 3, 1998 (A).....   | 21-28 L |
| Oct. 23, 1999 (H) ..... | 14-34 L |
| Nov. 11, 2000 (A).....  | 25-0 W  |
| Nov. 10, 2001 (H).....  | 31-45 L |
| Oct. 19, 2002 (A).....  | 17-31 L |
| Nov. 1, 2003 (H).....   | 6-17 L  |
| Oct. 30, 2004 (A).....  | 6-34 L  |
| Nov. 12, 2005 (H).....  | 31-30 W |
| Nov. 11, 2006 (A).....  | 20-34 L |
| Oct. 20, 2007 (H).....  | 10-50 L |
| Oct. 25, 2008 (A).....  | 0-42 L  |
| Oct. 24, 2009 (H).....  | 13-20 L |
| Oct. 9, 2010 (A).....   | 20-44 L |
| Oct. 22, 2011 (H).....  | 16-38 L |
| Nov. 3, 2012 (A).....   | 12-26 L |
| Nov. 23, 2013 (H).....  | 14-56 L |
| Nov. 15, 2014 (A).....  | 38-36 W |
| Nov. 14, 2015 (H).....  | 31-24 W |
| Nov. 12, 2016 (A).....  | 48-26 W |

## Kennesaw State

### 1-0 (1.000), 1-0 Away

|                       |         |
|-----------------------|---------|
| Nov. 7, 2015 (A)..... | 28-14 W |
|-----------------------|---------|

## CSU vs. All Time (116-170)

|   |              |
|---|--------------|
| Alabama .....                           | 0-1          |
| Alabama-Birmingham .....                | 0-6          |
| Allen .....                             | 1-0          |
| Appalachian State .....                 | 1-0          |
| Austin Peay .....                       | 4-0          |
| Benedict .....                          | 1-0          |
| Bethel .....                            | 1-0          |
| Bucknell.....                           | 1-0          |
| Campbell.....                           | 2-0          |
| Catawba .....                           | 0-1          |
| Central Florida (UCF) .....             | 0-1          |
| Charleston (WV).....                    | 1-0          |
| Charlotte.....                          | 2-0          |
| Chattanooga.....                        | 0-1          |
| Citadel, The .....                      | 5-5          |
| Citadel J.V., The .....                 | 1-1          |
| <b>Coastal Carolina.....</b>            | <b>6-8</b>   |
| Colorado .....                          | 0-1          |
| Davidson.....                           | 0-2          |
| East Tennessee State.....               | 0-5          |
| Edward Waters.....                      | 4-0          |
| Elon .....                              | 0-4          |
| Ferrum .....                            | 0-1          |
| Florida .....                           | 0-1          |
| <b>Florida State.....</b>               | <b>0-2</b>   |
| Frostburg State.....                    | 1-0          |
| Gallaudet.....                          | 1-0          |
| <b>Gardner-Webb .....</b>               | <b>6-10</b>  |
| Georgetown.....                         | 1-0          |
| Georgia .....                           | 0-1          |
| Guilford.....                           | 2-1          |
| Hawaii .....                            | 0-2          |
| Hofstra.....                            | 0-2          |
| Howard .....                            | 0-2          |
| Illinois.....                           | 0-1          |
| Jacksonville .....                      | 5-2          |
| Jacksonville State.....                 | 0-1          |
| James Madison .....                     | 0-1          |
| Johnson C. Smith .....                  | 1-0          |
| <b>Kennesaw State .....</b>             | <b>1-0</b>   |
| Kentucky .....                          | 0-1          |
| Kentucky State.....                     | 1-0          |
| Lees-McRae .....                        | 1-0          |
| Lenoir-Rhyne.....                       | 1-0          |
| <b>Liberty .....</b>                    | <b>5-19</b>  |
| Mars Hill .....                         | 1-2          |
| Methodist.....                          | 1-1          |
| Miami (Fla.).....                       | 0-1          |
| Miami (Ohio).....                       | 0-1          |
| <b>Monmouth .....</b>                   | <b>3-0</b>   |
| Morehead State.....                     | 1-3          |
| Morgan State.....                       | 0-2          |
| New Haven .....                         | 0-1          |
| Newberry.....                           | 2-7          |
| Newport News Apprentice .....           | 1-2          |
| Norfolk State.....                      | 1-1          |
| North Dakota State .....                | 0-1          |
| North Greenville .....                  | 12-1         |
| Point .....                             | 1-0          |
| <b>Presbyterian .....</b>               | <b>10-14</b> |
| Samford .....                           | 0-2          |
| Savannah State.....                     | 6-0          |
| Shorter.....                            | 2-0          |
| South Carolina State.....               | 0-8          |
| South Florida (USF).....                | 0-5          |
| Stony Brook.....                        | 1-4          |
| Tennessee-Martin .....                  | 0-1          |
| Towson State .....                      | 0-2          |
| Troy State.....                         | 0-3          |
| Tusculum .....                          | 3-1          |
| Vanderbilt .....                        | 0-1          |
| Virginia Military Institute (VMI) ..... | 7-6          |
| Wesley College .....                    | 0-1          |
| West Liberty State.....                 | 1-0          |
| West Virginia St. College.....          | 5-0          |
| West Virginia Wesleyan .....            | 1-0          |
| Wingate .....                           | 1-1          |
| Wofford .....                           | 0-13         |



## CSU

### RUSHING

30 attempts.....34, C. Reyes @ Appalachian State 09/28/13 (School Record)  
 200 yards.....226, A. Copeland vs. West Virginia Wesley College 10/15/05  
 4 TDs.....T. Allen vs. Presbyterian 10/20/12  
 3 TDs.....M. Holloway, The Citadel, 9/26/15  
 .....M. Holloway, Monmouth, 10/10/15  
 Two 100-yard performances (same game)  
 .....127, B. Robinson, D. Hammond vs. N. Greenville, 9/12/15

**Back-to-Back 100-yard Games .. M. Holloway, 151 @ Monmouth, 9/24/16; 140 @ Coastal Carolina, 10/1/16**

### PASSING

30-39 attempts.....33, A. J. Toscano at Gardner-Webb 10/17/2009  
 40-49 attempts.....48, R. Mounce vs. Coastal Carolina 11/12/11  
 50 attempts.....53, A. Trudnowski vs. VMI 10/23/10  
 20-29 completions.....20, A. Brown vs. Liberty 11/14/15  
 .....27, R. Mounce vs. Coastal Carolina 11/12/11  
 30-39 completions.....34, E. Byrd vs. North Greenville 9/29/07  
 300 yards.....301, A. Brown, vs. Liberty 11/14/15  
 .....397, R. Mounce vs. Coastal Carolina 11/12/11  
 400 yards.....419, C. Drafts vs. Allen 11/6/04  
 3 TDs.....A. Brown vs. Gardner-Webb 10/24/15  
 .....M. Dixon vs. VMI 10/13/12  
**4 TDs.....S. Bucenell @ Coastal Carolina 10/1/16**  
 5 TDs.....C. Drafts vs. The Citadel 9/9/2006

### RECEIVING

10+ receptions.....10, N. Perera vs. Jacksonville 09/08/12  
 150 yards.....232, N. Perera vs. Stony Brook 11/05/11  
 200 yards.....232, N. Perera vs. Stony Brook 11/05/11  
 Two 100-yard receivers (same game).....N. Perera, 7 rec., 128 yards, 2 TD  
 .....K. Dinkins, 6 rec. 114 yards, 2 TDs, A. Brown, vs. Liberty 11/14/15  
 .....134, N. Perera; 105, C. Jones vs. Jacksonville 09/08/12

### TOTAL OFFENSE

600 yards.....617, Charlotte - 9/27/14, 641, Allen - Nov., 2004\*  
**500 yards.....514 @ Liberty, 11/12/16**  
**400 yards.....473 @ Coastal Carolina, 10/1/16**

### FIELD GOALS

50 yards.....51, J. Paglia vs. Stony Brook 11/14/09  
 4 FG made.....N. Ellis vs. Savannah St. 10/06/07

### TOUCHDOWN RETURNS (YARDAGE)

Kickoff.....81, G. Stevenson vs. Gardner-Webb 10/16/10  
**Punt.....70, K. Fraise vs. Kentucky State 9/3/16**  
 Interception.....28, Solomon Brown vs. G-W, 10/24/15  
 Fumble.....61, A. Ellis, at Kennesaw State 11/7/15  
 Blocked Field Goal.....68, P. Ashley vs. JCSU 09/15/07  
 Blocked Punt.....17, L. Mathis at Vanderbilt 10/11/14

### RUN/PASS DISTANCE

90-yard run.....90, A. Singleton at Austin Peay 10/14/00  
 80-yard run.....84, C. Reyes vs. Gardner-Webb 11/8/14  
**70-yard run.....76, M. Holloway @ Liberty 11/12/16**  
 60-yard run.....60, D. Hammond, vs. NGU 9/3/15  
 50-yard run.....50, B. Robinson vs. Liberty 11/14/15  
 90-yard pass.....92, J. Stills vs. Austin Peay 10/13/01  
 80-yard pass.....84, S. Bucenell to J. Scotland 9/3/16  
 70-yard pass.....72, M. Dixon to N. Perera vs. Jacksonville 09/08/12  
 60-yard pass.....**63, S. Bucenell to M. Holloway at Monmouth 9/24/16**

### TEAM

Shut out opponent at home.....North Greenville, 34-0 (09/26/09)  
 Shut out opponent on road.....at Gardner-Webb, 34-0 (10/24/15)  
**Played Overtime.....at Coastal Carolina, W, 59-58 10/1/16**  
 Forced five turnovers.....at Presbyterian 11/07/09  
 Scored a safety.....**M. Taylor at Florida State 9/10/16**  
 Game-winning field goal.....C. Mitchell (29 yards) at The Citadel 08/31/13  
 Blocked a punt.....J. Scotland vs. Liberty 11/14/15  
 Scored 40 points.....**48 @ Liberty 11/12/16**  
 Scored 50 points.....**59, @ Coastal Carolina, 10/1/16**  
 Scored 60 points.....61, vs. Point 8/28/14  
 Blocked a FG.....1, (J. Slaton and C. Bachelor) vs. Monmouth 11/1/14,  
 .....2, (Dylan Black and Will Hunt) vs. North Greenville 10/5/13

## OPPONENTS

### RUSHING

30 + attempts.....33, L. Byrd at Presbyterian 11/07/09  
 200 yards.....274, L. Byrd at Presbyterian 11/07/00  
 4 TDs.....M. Adkins II, at Colorado 10/19/13  
 3 TDs.....De'Angelo Henderon, at Coastal Carolina 10/25/14  
 Two 100-yard rush (same game)  
 .....109, D. Rouse; 102, L. Byrd- Presbyterian 10/20/12

### PASSING

**30-39 attempts.....36, S. Calvert @ Liberty 11/12/16**  
 40-49 attempts.....46, A. Ross vs. Coastal Carolina 10/31/15  
 20-29 completions.....28, A. Ross vs. Coastal Carolina 10/31/15  
 300 yards.....334, N. Hughes, vs. North Greenville 10/5/13  
**3 TDs.....D. Francoio, at Florida State 9/10/16**  
 4 TDs.....E. J. Manuel, at Florida St. 9/10/11  
 5 TDs.....K. Essington, at Stony Brook 10/06/12  
 6 TDs.....B. Moniz, at Hawaii 9/25/10  
 4+ interceptions.....N/A

### RECEIVING

10+ receptions.....10 D. Peterson, at Liberty 11/15/14,  
 .....13, F. Martino vs. North Greenville 10/05/13  
 200+ yards.....214, K. Norrell at Stony Brook 10/06/12  
 150-179 yards.....174, John Israel, at Coastal Carolina 10/25/14  
 140-149 yards.....149, J. Turner vs. Jacksonville 10/26/02  
 130-139 yards.....131, G. Salas at Hawaii 9/25/10  
 3 TDs.....D. Peterson, at Liberty 11/15/14

### TOTAL OFFENSE

500 yards.....580, at Georgia 11/22/14  
**400 yards.....430, vs. Gardner-Webb 11/5/16**

### FIELD GOALS

50+ yards.....52, C. Pedersen at North Dakota State 8/27/16  
 5 FG attempts.....M. Sharpe, at VMI 10/11/03

### TOUCHDOWN RETURNS

Kickoff.....93, C. Walden at Jacksonville 9/17/11  
**Punt.....89, J. Wilson at Florida State 9/10/16**  
 Interception.....44, Peters vs Liberty 11/14/15  
 Fumble.....70, J. Washington vs. VMI 10/13/12

### RUN/PASS DISTANCE

70-yard run.....77, S. Koudossou vs. Wesley 10/01/11  
 60-yard run.....64, B. Moon at Shorter 9/22/12  
**50-yard run.....52, T. Maxwell vs. Gardner-Webb 11/5/16**  
 90-yard pass.....91, B. Parson vs. Liberty 11/10/01  
 80-yard pass.....87, K. Hughes 11/03/07  
 70-yard pass.....79, Bennett (Kennesaw St.) 11/7/15  
 60-yard pass.....**65, S. Calvert @ Liberty 11/12/16**

### TEAM

Shut out Charleston Southern on road.....Illinois 9/12/12  
 Scored 30-39 points.....36, Liberty 11/15/14  
 Scored 40-49 points.....44, at Troy (9/12/15)  
 .....43, at Coastal Carolina (10/25/14),  
 Scored 50-59 points.....52, at Florida State 9/10/16  
 Scored 60+ points.....62 – at Florida St. 9/10/11  
 Scored safety.....Citadel team (errant snap on punt), at The Citadel 8/31/13  
 Blocked a field goal.....T. Tekac at G-W (10/24/15)

### BOLD is from 2016 Season

\*Denotes CSU School Record