

57

NUMBER TO KNOW

7 players have lost 57 games due to injury



K-STATE MEN'S BASKETBALL // 2025-26 GAME NOTES

32 NCAA TOURNAMENTS ■ 4 FINAL FOUR [1948, 1951, 1958, 1964] ■ 21 CONFERENCE TITLES

[15-seed] K-STATE WILDCATS

GAME 32

[10-seed] rv/rv BYU COUGARS

12-19 OVERALL
3-15 BIG 12
99 NET
101 KenPom

MATTHEW DRISCOLL
INTERIM HEAD COACH
(Slippery Rock '92)

2-4 RECORD AT K-STATE / 1st SEASON

276-345 OVERALL / 21st SEASON

PHILLIPS 66 BIG 12 TOURNAMENT

vs

21-10 OVERALL
9-9 BIG 12
24 NET
25 KenPom

KEVIN YOUNG
HEAD COACH
(Clayton State '04)

47-20 RECORD AT BYU / 2nd SEASON

47-20 OVERALL / 2nd SEASON

2025-26 SCHEDULE/RESULTS

| W-L | CONF | H | A | N |
|-----------|------------------------|---|---|-----------|
| Fri 10/24 | @Missouri (Exh.) | | | L, 91-100 |
| Fri 10/31 | NEWMAN (Exh.) | | | W, 112-90 |
| Tue 11/4 | UNC GREENSBORO | | | W, 93-64 |
| Sat 11/8 | BELLARMINE | | | W, 98-71 |
| Thu 11/13 | CALIFORNIA | | | W, 99-96 |
| Mon 11/17 | TULSA | | | W, 84-83 |
| Thu 11/20 | vs. Mississippi State^ | | | W, 98-77 |
| Fri 11/21 | vs. Nebraska^ | | | L, 85-86 |
| Tue 11/25 | @25/24 Indiana | | | L, 69-86 |
| Mon 12/1 | BOWLING GREEN | | | L, 66-82 |
| Sat 12/6 | SETON HALL | | | L, 67-78 |
| Mon 12/8 | MISSISSIPPI VALLEY | | | W, 108-49 |
| Sat 12/13 | @Creighton | | | W, 83-76 |
| Sat 12/20 | SOUTH DAKOTA | | | W, 106-76 |
| Sun 12/28 | ULM | | | W, 94-85 |
| Sat 1/3 | 10/10 BYU* | | | L, 73-83 |
| Wed 1/7 | @1/2 Arizona* | | | L, 76-101 |
| Sat 1/10 | @Arizona State* | | | L, 84-87 |
| Wed 1/14 | rv/rv UCF* | | | L, 73-82 |
| Sat 1/17 | @Oklahoma State* | | | L, 83-84 |
| Tues 1/20 | UTAH* | | | W, 81-78 |
| Sat 1/24 | 19/19 KANSAS* | | | L, 62-86 |
| Tue 1/27 | @West Virginia* | | | L, 54-59 |
| Sun 2/1 | 8/9 IOWA STATE* | | | L, 61-95 |
| Sat 2/7 | @TCU* | | | L, 82-84 |
| Wed 2/11 | CINCINNATI* | | | L, 62-91 |
| Sat 2/14 | @3/3 Houston* | | | L, 64-78 |
| Tue 2/17 | BAYLOR* | | | W, 90-74 |
| Sat 2/21 | @13/13 Texas Tech* | | | L, 72-100 |
| Wed 2/25 | @Colorado* | | | L, 70-79 |
| Sat 2/28 | TCU* | | | L, 68-77 |
| Tue 3/3 | WEST VIRGINIA* | | | W, 65-53 |
| Sat 3/7 | @14/15 Kansas* | | | L, 85-104 |

BIG 12 CHAMPIONSHIP [Kansas City, Mo.]

| | | |
|----------|------------------------|--------|
| Tue 3/10 | BYU vs. [10] rv/rv BYU | 6 p.m. |
|----------|------------------------|--------|

^Hall of Fame Classic [Kansas City, Mo.]
Home Games in BOLD CAPS | *Big 12 Conference Game

NUMBERS TO KNOW

14.7

K-State is averaging 14.7 fastbreak points this season, which ranks 28th nationally and 2nd in the Big 12.

20.5

K-State, which ranks 36th nationally and 3rd in the Big 12 with 16.9 assists/game, averages 20.5 assists/game in its 12 wins.

45.7

K-State is connecting on 45.7 percent (897-of-1963) from the field through 31 games, including 52.6 percent from 2.

289

K-State broke the school's single-season 3-point field goals mark at No. 13/13 Texas Tech and has increased it to 289.

TUESDAY, MARCH 10, 2026 / 6:01 pm [CT]

T-Mobile Center (8,689)
Kansas City, Mo.



Jon Sciambi, *pxp*
Fran Fraschilla, *analyst*
Angel Gray, *reporter*



Wyatt Thompson, *pxp*
Stan Weber, *lead analyst*
SiriusXM Ch. 138/198



LIVE STATS
kstatesports.com
kstate.statbroadcast.com

BIG 12 TOURNAMENT HISTORY

| | |
|----------------|----------------------------------|
| Overall | 39-46 [21-15 in First Round] |
| Big 12 era | 19-28 [9-7 in First Round] |
| In Kansas City | 31-39 [12-16 at T-Mobile Center] |
| vs. BYU | First meeting |
| As a 15-seed | 0-0 |
| vs. 10-seed | 2-0/2002 [last] |

SERIES HISTORY

| | |
|----------------------------------|-----------------------------------|
| Overall | BYU leads 6-5 |
| Big 12 era | BYU leads 3-1 (0-0 in postseason) |
| In Kansas City | K-State leads 1-0 |
| At T-Mobile Center | First meeting |
| Active Streak | BYU, 2 |
| Last Meeting | BYU won 83-73 (1/3/26) |
| Matthew Driscoll vs. Kevin Young | 0-0 |

STATISTICAL MATCHUP

| | NCAA Rk | Category | NCAA Rk | |
|-------------|---------|-----------------------|---------|-------------|
| 79.2 | 102 | Scoring Offense | 23 | 84.3 |
| 81.1 | 338 | Scoring Defense | 229 | 75.8 |
| -1.9 | 268 | Scoring Margin | 54 | +8.5 |
| 45.7 | 156 | FG Percentage | 47 | 47.7 |
| 45.6 | 262 | FG Percentage Defense | 175 | 44.2 |
| 35.9 | 74 | 3-point FG Percentage | 152 | 34.7 |
| 9.3 | 72 | 3-point FG/Game | 108 | 8.7 |
| 71.1 | 228 | FT Percentage | 105 | 74.4 |
| 34.2 | 247 | Rebounds/Game | 44 | 38.6 |
| -3.1 | 309 | Rebounding Margin | 66 | +4.2 |
| 16.9 | 36 | Assists/Game | 192 | 13.7 |
| 12.9 | 302 | Turnovers/Game | 88 | 10.5 |
| -0.2 | 209 | TO Margin | 147 | +0.6 |
| 1.3 | 126 | A/TO Ratio | 128 | 1.3 |
| 7.0 | 137 | Steals/Game | 130 | 7.1 |
| 3.5 | 144 | Blocks/Game | 41 | 4.5 |

OPENING TIP

► K-State (12-19, 3-15 Big 12) makes the short trek to Kansas City to participate in the Phillips 66 Big 12 Tournament, where the 15-seed Wildcats will play 10-seed BYU (21-10, 9-9 Big 12) in the first round on Tuesday at the T-Mobile Center. Tip is set for 6:01 p.m., CT and will air on ESPN+ with **Jon Sciambi, Fran Fraschilla and Angel Gray** on the call. The winner will play 7-seed West Virginia.

► K-State has a 39-46 all-time record in the Big Eight/12 Tournament dating back to 1977, including 19-28 in the Big 12 era (since 1997). The Wildcats are 21-15 in the first round, including 9-7 at the Big 12 Tournament. This is the first time as No. 15 seed, while the Cougars are 2-0 all-time vs. the No. 10 seed, having defeated No. 10 seed Texas A&M in 1999 and No. 10 Baylor in 2002.

► The matchup with BYU will be the fourth consecutive repeat opponents, as the schools met all the way back in the conference opener on Jan. 3 with the Cougars posting an 83-73 win. K-State made just 3 of 21 attempts (14.3 percent) from 3-point range but did give itself a fighting chance with 48 points in the paint and 17 points off turnovers. Junior **P.J. Haggerty** tied BYU's **AJ Dybantsa** with a game-high 24 points, while Haggerty added 7 rebounds, 6 assists and a season-high 4 steals.

► This will be the first meeting between K-State and BYU at the Big 12 Tournament. The Cougars have won 4 of the last 6 matchups, but the Wildcats have won both games in the postseason with victories at the 1951 and 2010 NCAA Tournaments.

► BYU snapped a 3-game losing streak with an 82-76 win over No. 10/10 Texas Tech on Saturday night in Provo to finish the regular season at 21-10 overall and 9-9 in Big 12 play. The Cougars are 3-5 since losing senior **Richie Saunders** to a season-ending injury on Feb. 14. However, they have one of the top scoring duos in the country in Big 12 Freshman of the Year **AJ Dybantsa** (24.7 ppg.) and All-Big 12 Third Team selection **Robert Wright III** (18.6 ppg.).

► K-State made a coaching change on Feb. 15, parting ways with fourth-year coach **Jerome Tang**, who compiled a 71-57 record. Associate head coach **Matthew Driscoll** was named the interim head coach for the remainder of the season. Driscoll, who is in his first season at K-State, has extensive head coaching experience with 276 wins in 20 seasons as a head coach (LaRoche College and North Florida), including a school-record 248 in 16 years (2009-25) with Ospreys.

► In snapping K-State's 6-game skid in the 90-74 win over Baylor on Feb. 17, Driscoll became just the second interim head coach in school history to win his debut and the first in nearly 20 years when **Jimmy Elgas** led the Wildcats to a 66-63 win over Iowa State on Feb. 8, 2006. His two wins are the second-most by an interim coach, as **Darryl Winston** went 5-10 in a similar role in 1984-85.

► Injuries have played a major role in K-State's fortunes this season, as 7 players have lost time due to injury, totaling 57 games missed entering Tuesday's game vs. BYU. The Wildcats have played just one Big 12 game (at Arizona on Jan. 7) with their full allotment of players. They have played 7 Big 12 games with 4 players out due to injury (all in a row from Jan. 20-Feb. 14), while they have played 12 Big 12 games with 3 or more players out and 15 Big 12 games with 2 or more players out.

K-STATE'S PROJECTED ROTATION (starters vs. 14/15 Kansas; stats from 2025-26 season)

| Starters | Ht. | Wt. | Yr.-Exp. | Hometown | PPG | RPG | AST | FG% | 3FG% | FT% | MPG |
|--|-----|-----|----------|------------------------|------|-----|------------|------|------|------|------|
| G 4 P.J. HAGGERTY | 6-4 | 195 | Jr.-TR | Crosby, Texas | 23.3 | 5.3 | 3.9 | 49.3 | 34.5 | 69.4 | 35.1 |
| <i>The preseason All-American and nation's No. 4 scorer (23.3 ppg.) has scored in double figures in all 30 games played, including 22 games of 20 or more points and 5 games of 30 or more points.</i> | | | | | | | | | | | |
| G 10 DAVID CASTILLO | 6-1 | 180 | So.-1L | Bartlesville, Okla. | 10.5 | 2.0 | 1.8 | 40.1 | 35.4 | 81.3 | 28.1 |
| <i>The second-year guard, who has started the last 13 games, has the highest scoring increase (+8.1) from his freshman (2.4 ppg.) to his sophomore (10.5 ppg.) seasons in school history.</i> | | | | | | | | | | | |
| G 34 NATE JOHNSON | 6-3 | 215 | Sr.-TR | Liberty Township, Ohio | 12.5 | 5.0 | 4.6 | 44.6 | 39.6 | 84.6 | 32.6 |
| <i>The 2024-25 MAC Player and Defensive Player of the Year has scored in double figures in 21 games, including 7 in a row which includes a career-high 33 points vs. Baylor (2/17/26).</i> | | | | | | | | | | | |
| W 15 TAJ MANNING | 6-7 | 230 | Jr.-2L | Grandview, Mo. | 4.2 | 5.1 | 1.0 | 48.5 | 15.4 | 69.7 | 20.4 |
| <i>The junior has been on the team longer than anyone, redshirting as a freshman in 2022-23 before playing in 51 games the last 3 seasons, including a 17th career start at 14/15 Kansas (3/7/26).</i> | | | | | | | | | | | |
| W 21 KHAMARI MCGRIFF | 6-9 | 230 | Sr.-TR | Tallahassee, Fla. | 9.6 | 4.4 | 1.1 (bpg.) | 67.3 | 20.0 | 69.1 | 20.4 |
| <i>The senior who has started the last 9 games after returning to action at TCU (2/7/26) played his best game of the season vs. West Virginia (3/3/26) with a game-high 18 points and 7 rebounds.</i> | | | | | | | | | | | |
| Reserves | Ht. | Wt. | Yr.-Exp. | Hometown | PPG | RPG | AST | FG% | 3FG% | FT% | MPG |
| W 0 Elias Rapieque | 6-9 | 225 | Jr.-FY | Berlin, Germany | 3.8 | 2.5 | 1.5 | 45.2 | 40.0 | 35.3 | 15.9 |
| G 3 C.J. Jones | 6-5 | 195 | Sr.-1L | East St. Louis, Ill. | 3.4 | 1.8 | 1.2 | 29.6 | 21.2 | 83.3 | 17.1 |
| W 6 Marcus Johnson | 6-7 | 265 | Sr.-TR | Akron, Ohio | 2.0 | 1.2 | 0.5 | 26.7 | 29.6 | 66.7 | 6.3 |
| W 47 Andrej Kostic | 6-6 | 210 | Fr.-FY | Belgrade, Serbia | 5.4 | 1.7 | 1.0 | 38.2 | 38.5 | 76.9 | 13.6 |
| Questionable/Out | Ht. | Wt. | Yr.-Exp. | Hometown | PPG | RPG | AST | FG% | 3FG% | FT% | MPG |
| G 1 Abdi Bashir Jr. | 6-7 | 175 | Jr.-FY | Omaha, Neb. | 13.2 | 2.2 | 2.3 | 42.1 | 44.4 | 68.8 | 24.7 |
| W 14 Mobi Ikegwuruka | 6-6 | 220 | Jr.-1L | Galway, Ireland | 1.9 | 2.0 | 0.4 | 57.1 | — | 50.0 | 12.5 |
| W 22 Dorin Buca | 7-2 | 254 | Jr.-FY | Perugia, Italy | 3.2 | 3.3 | 1.3 (bpg.) | 50.7 | 18.2 | 53.3 | 12.8 |

QUICK FACTS

Kansas State University
Manhattan, KS 66502



| | |
|----------------------------------|---|
| Founded | 1863 |
| Enrollment | 21,213 (Fall 2025) |
| Nickname | Wildcats |
| School Colors | Purple (PMS 2695C) and White |
| Conference | Big 12 |
| President | Dr. Richard H. Linton (Virginia Tech '88, '91, '94) <i>assumed the presidency on Feb. 14, 2022</i> |
| Director of Athletics | Gene Taylor (Arizona State '80) |
| Faculty Athletics Representative | Dr. Shawna Jordan (K-State '96) |

ALL-TIME RECORD

122nd season of Kansas State men's basketball

| | |
|---|---|
| First Year of Basketball | 1903 |
| Overall Record | 1,768-1,274 (.581) |
| Postseason Tournament Appearances | 40 (32 NCAA, 8 NIT) |
| Postseason Tournament Record | 46-45 (.505) |
| NCAA Tournament Appearances | 32 <i>22nd-most nationally in Division I</i> |
| NCAA Tournament Record | 40-36 (.533) |
| Conference Tournament Record (1977-present) | 39-46 (.459) |
| Big 12 Championship Record (1996-present) | 19-28 (.404) |

BRAMLAGE COLISEUM

| | |
|----------------------------------|--|
| Opened | Nov. 26, 1988 <i>defeated Purdue, 81-77</i> |
| Capacity | 11,010 |
| Overall Record | 451-161 (.737) |
| Conference Record (Big Eight/12) | 183-129 (.587) |

NCAA TOURNAMENT HISTORY

Appearances (32): 1948, 1951, 1956, 1958, 1959, 1961, 1964, 1968, 1970, 1972, 1973, 1975, 1977, 1980, 1981, 1982, 1987, 1988, 1989, 1990, 1993, 1996, 2008, 2010, 2011, 2012, 2014, 2017, 2018, 2019, 2023

First Four (1): 2017

Final Four (4): 1948, 1951, 1958, 1964

Elite Eight (13): 1951, 1958, 1959, 1961, 1964, 1972, 1973, 1975, 1981, 1988, 2010, 2018, 2023

Sweet 16 (18): 1951, 1956, 1958, 1959, 1961, 1964, 1968, 1970, 1972, 1973, 1975, 1977, 1981, 1982, 1988, 2010, 2018, 2023

NIT HISTORY

Appearances (8): 1976, 1992, 1994, 1998, 1999, 2007, 2009, 2024

NIT Final Four (1): 1994

CONFERENCE CHAMPIONSHIPS

Regular-Season Titles (21): 1917, 1919, 1951, 1956, 1958, 1959, 1960, 1961, 1963, 1964, 1968, 1970, 1972, 1973, 1977, 2013, 2019

CONFERENCE TOURNAMENT TITLES

Titles (2): 1977, 1980

Finals Appearances (8): 1977, 1978, 1980, 1981, 1988, 1993, 2010, 2013

MEDIA RESOURCES

CREDENTIALS

Outlets interested in obtaining credentials to cover K-State men's basketball home games must apply for credentials via *Sports Systems*. Applications should be submitted at least one week in advance of the game(s) one plans to cover. Please scan the QR code to the right.



2025-26 MEDIA GUIDE


Learn more about the 2025-26 men's basketball team by viewing the media guide. The 306-page guide includes bios, stats, records and historical information and photos about the K-State program. Please scan the QR code to the right.



2025-26 KANSAS STATE WILDCATS



ELIAS RAPIEQUE 0
W / 6-9 / 225 / Jr-TR
Berlin, Germany



ABDI BASHIR JR. 1
G / 6-7 / 175 / Jr-TR
Omaha, Neb.



EXAVIER WILSON 2
G / 6-1 / 170 / Fr-HS
Columbia, Mo.



C.J. JONES 3
G / 6-5 / 195 / Sr-IL
East St. Louis, Ill.



P.J. HAGGERTY 4
G / 6-4 / 195 / Jr-TR
Crosby, Texas



MARCUS JOHNSON 6
W / 6-7 / 265 / Sr-TR
Akron, Ohio



DAVID CASTILLO 10
G / 6-1 / 185 / So-IL
Bartlesville, Okla.



MOBI IKEGWURUKA 14
G / 6-6 / 220 / Jr-IL
Galway, Ireland



TAJ MANNING 15
W / 6-7 / 230 / Jr-2L
Grandview, Mo.



KHAMARI MCGRIFF 21
W / 6-9 / 230 / Sr-TR
Tallahassee, Fla.




DORIN BUCA 22
C / 7-2 / 254 / Jr-TR
Perugia, Italy




STEPHEN OSEI 23
W / 6-10 / 200 / So-TR
Toronto, Ontario



NATE JOHNSON 34
G / 6-3 / 215 / Sr-TR
Liberty Township, Ohio



ANDREJ KOSTIC 47
W / 6-6 / 210 / Fr-TR
Belgrade, Serbia



MATTHEW DRISCOLL IHC
Interim Head Coach
First Season
Slippery Rock '92



Scan to View
Online Roster
[Voice Pronunciations]

NUMERICAL

| No | Name | Pos | Ht | Wt | Yr-Exp | Hometown (Schools) |
|----|-----------------|-----|------|-----|--------|---|
| 0 | Elias Rapieque | W | 6-9 | 225 | Jr-TR | Berlin, Germany (ALBA Berlin) |
| 1 | Abdi Bashir Jr. | G | 6-7 | 175 | Jr-TR | Omaha, Neb. (PHHoenix Prep/Monmouth) |
| 2 | Exavier Wilson | G | 6-1 | 170 | Fr-HS | Columbia, Mo. (Father Tolton Catholic) |
| 3 | C.J. Jones | G | 6-5 | 195 | Sr-1L | East St. Louis, Ill. (East St. Louis/UIC) |
| 4 | P.J. Haggerty | G | 6-4 | 195 | Jr-TR | Crosby, Texas (Crosby/TCU/Tulsa/Memphis) |
| 6 | Marcus Johnson | W | 6-7 | 265 | Sr-TR | Akron, Ohio (St. Vincent-St. Mary/Parkland CC/Wheeling/Bowling Green) |
| 10 | David Castillo | G | 6-1 | 185 | So-1L | Bartlesville, Okla. (Sunrise Christian Academy [Kan.]) |
| 14 | Mobi Ikegwuruka | W | 6-6 | 220 | Jr-1L | Galway, Ireland (Ellsworth Community College [Iowa]) |
| 15 | Taj Manning | W | 6-7 | 230 | Jr-2L | Grandview, Mo. (La Lumiere [Ind.]) |
| 21 | Khamari McGriff | W | 6-9 | 230 | Sr-TR | Tallahassee, Fla. (James S. Rickards/UNC Wilmington) |
| 22 | Dorin Buca | C | 7-2 | 254 | Jr-TR | Perugia, Italy (Akeri Libertas Livorno) |
| 23 | Stephen Osei | W | 6-10 | 200 | So-TR | Toronto, Ontario (Salt Lake Academy/Casper College [Wyo.]) |
| 34 | Nate Johnson | G | 6-3 | 215 | Sr-TR | Liberty Township, Ohio (Lakota East/Akron) |
| 47 | Andrej Kostic | W | 6-6 | 210 | Fr-HS | Belgrade, Serbia (Crvena zvezda Meridian bet Beograd) |

COACHING STAFF

Interim Head Coach: Matthew Driscoll (Slippery Rock '92), First Season

Assistant Coach: Jareem Dowling (Maryland-Eastern Shore '05), Third Season

Assistant Coach: Rodney Perry (Missouri State '94), Third Season

Assistant Coach: Anthony Winchester (Western Kentucky '06), Third Season

Assistant Coach: Bill Peterson (Eckerd '80), First Season

SUPPORT STAFF

Chief of Staff: Marco Borne (Dillard '03), Fourth Season

Director of Operations: Bailey Bachamp (Kansas State '11), 14th Season

Director of Player Development: Austin Carpenter (Oklahoma '20), Fourth Season

Director of Video and Analytics: Chase Driscoll (North Florida '18), First Season

Strength and Conditioning Coach: Phil Baier (Springfield [Mass.] College '13), Third Season

IFBC Sports Medicine Coordinator/Athletics Trainer: Luke Sauber (Kansas State '05), 11th Season

Character Coach: Jayson Gee (Charleston '88), First Season

Graduate Student Manager: Henry Dugat (Baylor '09), First Season

Graduate Student Manager: Alec Kagan (Cincinnati '18), Second Season

Graduate Student Manager: Rob Lowery (Dayton '10), First Season

Graduate Student Manager: Miguel Mateo Vojtova (Bethel College '24), Second Season

Graduate Student Manager: Mark Vital Jr. (Baylor '21), First Season

PRONUNCIATION GUIDE

| | | | |
|------------------------|--------------------------|------------------------|-------------------------------|
| ABDI BASHIR JR. | OBB-dee BUH-sheer | ANDREJ KOSTIC | ANDRE (j is silent) COS-titch |
| DORIN BUCA | DOOR-reen BOO-cah | KHAMARI MCGRIFF | Kuh-MAR-ee |
| JAREEM DOWLING | JAH-reen | ELIAS RAPIEQUE | uh-LEE-us RUH-pee-ECK |
| HENRY DUGAT | DOO-got | STEPHEN OSEI | OH-say |
| MOBI IKEGWURUKA | Mow-B EE-kay-gah-rah-KAH | EXAVIER WILSON | X-ZAY-ver |

TEAM INFORMATION

2024-25 Record 16-17 (9-11/1-9th Big 12)

Lettermen Returning/Lost 4/10

Starts Returning/Lost 2/5

Newcomers 10

Roster Breakdown (Sr./Jr./So./Fr.) 4/6/2/2

INTERNATIONAL FLAIR

K-State's 5 international players are the most on any Wildcat team in school history, which includes junior **Dorin Buca** (Perugia, Italy), **Mobi Ikegwuruka** (Galway, Ireland) and **Elias Rapieque** (Berlin, Germany), sophomore **Stephen Osei** (Toronto, Ontario) and freshman **Andrej Kostic** (Belgrade, Serbia).

Buca, Kostic and Rapieque are the first-ever players from their respective countries.

>>> BY THE NUMBERS

193

Senior **Nate Johnson**, who leads the Big 12 in both total steals (70) and steals/game (2.26), has 193 steals in his 123-game career (1.57), which ties 2 others for 17th among all active Division I players.

2131

Preseason All-American **P.J. Haggerty** currently ranks 5th among active Division I in total points with 2,131 points in just 102 games. He leads all of Division I in career scoring average at 20.9 points per game.

6892

K-State's 5 Division I transfers - **Abdi Bashir Jr., P.J. Haggerty, Marcus Johnson, Nate Johnson and Khamari McGriff** - have combined to score 6,892 points in 522 career games with 300 starts.

TEAM NOTES

■ OPPONENT SPOTLIGHT: BYU

► Led by second-year head coach **Kevin Young**, BYU snapped a 3-game losing streak with an 82-76 win over No. 10/10 Texas Tech on Saturday night at home to finish at 21-10 overall and 9-9 in Big 12 play. The Cougars are 3-5 since losing senior **Richie Saunders** to a season-ending injury on Feb. 14 in an overtime win over Colorado.



► BYU is averaging 84.3 points on 47.7 percent shooting, including 34.7 percent from 3-point range, while allowing 75.8 points on 44.2 percent shooting, including 35 percent from 3-point range. The Cougars are out-rebounding their opponents, 38.6 to 34.4, and turn the ball over 10.5 times per game. They are shooting 74.4 percent from the free throw line.

► BYU has one of the most prolific offenses in the country, ranking 23rd in the nation and second in the Big 12 in scoring offense (84.3 pp.). They are also in the top-50 in field goal percentage (47.7), blocks/game (4.5) and fouls/game (15.7).

► The Cougars are led by Big 12 Freshman of the Year and All-Big 12 First Team selection **AJ Dybantsa**, who is averaging 24.7 points on 51.2 percent shooting with 6.7 rebounds and 3.8 assists in 34.2 minutes per game. He is joined in double figures by All-Big 12 Third Team selection **Robert Wright III** (18.6 ppg.). Senior **Keba Keita** leads the Cougars in rebounding (7.1 rpg.) and blocks (50), while Wright is tops in assists (142).

► A longtime NBA assistant coach, including Philadelphia and Phoenix, Young is in his second season as a head coach with a 47-20 record.

SERIES HISTORY

► This will be 12th meeting with BYU holding a 6-5 edge in a series that dates all the way back to the 1951 NCAA Tournament. The Cougars have won 4 of the last 6 meetings, including an 83-73 win on Jan. 3 in Manhattan.

► This will be the third postseason meeting with K-State winning games in the NCAA Tournament in 1951 and 2010.

LAST 5 MEETINGS [2-3]

| Date | Rank | Result | Score | Location |
|-----------|------|--------|-------|----------------|
| 3/20/2010 | 7/14 | W | 84-72 | Oklahoma City+ |
| 2/10/2024 | —/21 | L | 66-72 | Provo^ |
| 2/24/2024 | —/25 | W | 84-74 | Manhattan^ |
| 2/15/2025 | —/— | L | 65-80 | Provo^ |
| 1/3/2026 | —/10 | L | 73-83 | Manhattan^ |

^Big 12 era

LAST MEETING

10/10 BYU 83, K-STATE 73 (Jan. 3, 2026)

► Despite a valiant effort before a sold-out crowd at Bramlage Coliseum, K-State could not overcome a poor shooting afternoon from 3-point range in an 83-73 loss to No. 10/10 BYU in the last meeting on Jan. 3. The Wildcats shot just 14.3 percent (3-of-12) from beyond the arc.

► Even though K-State struggled from 3, the Wildcats gave themselves a chance with 48 points in the paint, 17 points off turnovers and a special performance from junior **P.J. Haggerty**, who finished with his best all-around effort of the season with a game-tying 24 points, 7 rebounds, 6 assists and a season-high 4 steals in 36 minutes.

■ UP NEXT: VS. WEST VIRGINIA

► The winner of Tuesday's first-round matchup will face 7-seed West Virginia (18-13, 9-9 Big 12) in the second round on Wednesday night at 6 p.m., CT. The Wildcats split their 2 games with the Mountaineers, losing 59-54 in Morgantown on Jan. 27 before a 65-63 win in Manhattan on March 3. K-State is 0-2 vs. WVU in the tournament.



HIGH-FLYING OFFENSE

SECOND-MOST POINTS THROUGH 31 GAMES

► The Wildcats have shown the ability to score points this season, as they have recorded 80 or more points in 16 games, which includes a school-record 8 games of 90 or more points and 2 games of 100 or more points.

► The 2455 points are the second-most points through 31 games behind the 2480 in 2009-10 and ahead of the 2449 in 1987-88 and 2439 in 2007-08. The 79.2 points per game average is the third-highest in school history and highest since 2009-10 (79.7 ppg.) with the school record (81.4 ppg.) coming in 1952-53.

- 2480, 2009-10 (92, 82, 80, 74, 83, 70, 83, 86, 71, 95, 87, 90, 85, 91, 68, 88, 87, 71, 69, 76, 79, 68, 91, 83, 83, 65, 82, 83)
- 2455, 2025-26 (94, 98, 99, 84, 98, 85, 69, 66, 67, 108, 83, 106, 94, 73, 76, 84, 73, 83, 81, 42, 54, 61, 82, 62, 64, 90, 72, 78, 68, 65, 89)
- 2449, 1987-88 (95, 93, 75, 98, 81, 90, 60, 87, 72, 81, 62, 85, 114, 79, 68, 92, 78, 88, 64, 75, 87, 74, 81, 67, 75, 90, 47, 69, 83, 60)
- 2439, 2007-08 (94, 76, 77, 77, 82, 77, 59, 82, 87, 90, 77, 85, 94, 75, 72, 82, 84, 74, 82, 75, 100, 64, 86, 65, 74, 78, 73, 60)

MOST 90-POINT GAMES

► K-State's 8 games of 90 or more points, which includes a pair of 100-point performances, are the most by any Wildcat team, surpassing the 7 by the 1986-87 squad. The 16 games of 80 or more points are the second-most in a single season behind the school-record 22 in 2009-10.

'CATS BREAK 3-POINT RECORD

► The Wildcats have set the school single-season record for 3-point field goals with 289, connecting on 35.9 percent. The 289 makes are 28 more than the previous record of 261 set during the 2021-22 season. The 806 3-point attempts are also the most in a single season, surpassing the record of 790 set in 2023-24.

HAGGERTY IN ELITE COMPANY

► Junior **P.J. Haggerty** recorded his fifth 30-point game in the win over Baylor (2/17/26), which is the most since **Michael Beasley** had a school-record 13 in 2007-08. Haggerty tied **Bob Boozer** (1958-59) for second place with his 22nd game of 20 or more points with his 21 points at No. 14/15 Kansas (3/7/26) and are the most since Beasley's record 26 in 2007-08. He is the first Wildcat to score in double digits in 30 consecutive games since **Jacob Pullen** in 2009-10.

SCHOOL SINGLE-SEASON POINTS

- 1. 866, Michael Beasley (2007-08; 33 games)
- 2. 786, Mitch Richmond (1987-88; 34 games)
- 3. 729, Askia Jones (1993-94; 33 games)
- 4. 715, Jacob Pullen (2009-10; 37 games)
- 5. 698, **P.J. Haggerty (2025-26; 30 games)**
- 6. 691, Bob Boozer (1958-59; 27 games)
- 7. 648, Willie Murrell (1963-64; 29 games)
- 8. 640, Chuckie Williams (1974-75; 29 games)
- 9. 633, Markquis Nowell (2022-23; 36 games)
- 10. 627, Keyontae Johnson (2022-23; 36 games)

HAGGERTY, JOHNSON BOTH SCORE 30

► Junior **P.J. Haggerty** (34 points) and senior **Nate Johnson** (33 points) became the fifth Big 12 duo and the second this season to each record a 30-point game vs. Baylor (2/17/26). They are the first Wildcat duo to go for 30 or more points since **Michael Beasley** (44 points) and **Bill Walker** (31) did it at Baylor on Feb. 23, 2008. The 67 combined points are the fourth-most by two Wildcats.

JOHNSON FIRST TO POST STAT LINE

► In addition to his 33 points vs. Baylor (2/17/26), senior **Nate Johnson** also produced 9 assists, 6 steals and 5 rebounds in his near 39 minutes of action. He is the first Wildcat to record a stat line of at least 30 points, 9 assists and 6 steals and just the seventh Division I player according to *Basketball Reference*.

HAGGERTY SCORES 37 VS. MSU

► Junior **P.J. Haggerty** had back-to-back 30-point games against Tulsa (11/17/25) and Mississippi State (11/20/25), including a season-high 37 points vs. the Bulldogs. The 37 points are the most scored since **Barry Brown Jr.** had 38 points vs. Oklahoma State on Jan. 10, 2018.

LAST TIME OUT

14/15 KANSAS 104, K-STATE 85

► Freshman **Darryn Peterson** and senior **Tre White** each posted 20-point games, as No. 14/15 Kansas shot nearly 60 percent from the field en route to 104-85 win over K-State in 305th edition of the Dillons Sunflower Showdown at Allen Fieldhouse.

► With the win, the Jayhawks (22-9, 12-6 Big 12) extended their streak of winning Senior Day to 43 consecutive seasons, as they won their 20th straight over the Wildcats at home. They also clinched the No. 3 seed and a double-bye at the Phillips 66 Big 12 Tournament.

► Peterson paced all scorers with 27 points on 10-of-15 shooting, while White added a double-double with 23 points and a game-high 11 rebounds, as the Jayhawks connected on 59.2 percent (42-of-71) from the field, including 76.7 percent (23-of-30) in the second half.

► The 104 points were the most scored in the 305 all-time meetings.

► Junior **P.J. Haggerty** and senior **Nate Johnson** paced four Wildcats in double figures with 21 points each. Haggerty tied the legendary **Bob Boozer** for second place on the single season list with his 22nd 20-point game of the season. Johnson, who posted double figures for the seventh consecutive game, tallied his fourth 20-point game of the season.

► The pair were joined in double figures by senior **Khamari McGriff**, who had back-to-back double-digit scoring game for the first since mid-January with 17 points, and freshman **Andrej Kostic**, who posted his second double-digit scoring game vs. Kansas with 11 points.

► The teams were nip and tuck in the first half before an 8-2 run before the third media timeout helped the Jayhawks build a 10-point lead that they extended to 13 (46-33) at the break.

► An 11-4 run pulled K-State to within 58-47 with 14:35 remaining, but that would be closest it would get, as Kansas built the lead back to 20 points after a pair of free throws by Peterson then extended to as many as 30 (90-60) with just over 9 minutes left.

QUOTING MATTHEW DRISCOLL

The people getting the most overlooked are the staff. It's extremely difficult to do what they have to do it, and the sands' running out.

NON-CONFERENCE BREAKDOWN

NET Ranking (as of March 9): 99
 Quad 1: 0-13 ■ Quad 2: 5-5 ■ Quad 3: 2-1 ■ Quad 4: 5-0

| Team | Current Record | NET | Date/Result |
|-----------------------|----------------|-----|-------------|
| UNC GREENSBORO | 15-19 | 298 | W, 93-64 |
| BELLARMIN | 13-19 | 284 | W, 98-71 |
| CALIFORNIA | 21-10 | 65 | W, 99-96 |
| TULSA | 25-6 | 46 | W, 84-83 |
| vs. Mississippi State | 13-18 | 111 | W, 98-77 |
| vs. Nebraska | 26-5 | 12 | L, 85-86 |
| @Indiana | 18-13 | 37 | L, 69-86 |
| BOWLING GREEN | 18-13 | 155 | L, 66-82 |
| SETON HALL | 20-11 | 57 | L, 67-78 |
| MISSISSIPPI VALLEY | 3-29 | 365 | W, 108-49 |
| @Creighton | 15-16 | 81 | W, 83-76 |
| SOUTH DAKOTA | 16-16 | 282 | W, 106-76 |
| ULM | 4-28 | 355 | W, 94-85 |

*records and rankings as of March 9.

■ HOW THE 'CATS WERE BUILT

'CATS WELCOME 10 NEWCOMERS, INCLUDING 5 DIVISION I TRANSFERS

- ▶ K-State brought in one of the top transfer classes with 10 newcomers, including 5 Division I transfers, 4 players from the international ranks and 1 true freshman. The class has been rated nationally as high as No. 4 by 247Sports and No. 20 by On3.
- ▶ Among the 10 newcomers are 5 Division I transfers, including **Abdi Bashir Jr.** (Monmouth), **P.J. Haggerty** (Memphis), **Marcus Johnson** (Bowling Green), **Nate Johnson** (Akron) and **Khamari McGriff** (UNC Wilmington). Haggerty, N. Johnson and McGriff were on teams that advanced to the NCAA Tournament in 2024-25.
- ▶ The 4 international additions include the school's first-ever players from Italy (**Dorin Buca**), Serbia (**Andrej Kostic**) and Germany (**Elias Rapieque**). The fourth international player - **Stephen Osei** - from Toronto played at the junior college level at Casper College in Wyoming.
- ▶ Haggerty is coming off a career year at Memphis, in which, he became the first Tiger since 2008 to be named an AP All-American while earning consensus Second Team All-American honors. The AAC Player of the Year ranked third nationally in both scoring (21.7 ppg.) and total points (759).
- ▶ Johnson became the first Akron player to be named both the MAC Player and Defensive Player of the Year in the same season and the first since Ball State's **Bonzi Wells** in 1998.
- ▶ Bashir was one of the top scorers in the NCAA in 2024-25, leading the CAA in scoring at 20.1 points per game while leading the nation in 3-point field goals per game (3.85) and second in total 3-pointers (127).
- ▶ McGriff was one of the top sixth men in the CAA at UNC Wilmington, where he was part of 99 wins and 3 conference championships.
- ▶ A member of the German U18 and U20 National Teams, Rapieque played in 53 games with ALBA Berlin in 2024-25 between the EuroLeague (27 games) and the German Basketball Bundesliga (26 games).
- ▶ Kostic was a member of the Serbia U18 and U19 National Teams, winning the gold medal at the 2023 European U18 Championship and the silver medal at the 2024 European U18 Championship.
- ▶ The lone freshman - **Exavier Wilson** - was a 3-time all-state selection and scored more than 1,700 career points in his prep career.

■ NON-CONFERENCE SUCCESS

| Year | Overall | Home | Bramlage |
|--------------|--------------------------------|--------------------------------|--------------------------------|
| 2006-07 | 11-4 | 7-0 | 7-0 |
| 2007-08 | 10-4 | 8-1 | 7-1 |
| 2008-09 | 12-3 | 11-0 | 10-0 |
| 2009-10 | 13-1 | 9-0 | 8-0 |
| 2010-11 | 12-3 | 9-1 | 8-1 |
| 2011-12 | 11-1 | 7-0 | 6-0 |
| 2012-13 | 11-2 | 9-0 | 8-0 |
| 2013-14 | 10-3 | 7-1 | 7-1 |
| 2014-15 | 7-6 | 6-2 | 5-2 |
| 2015-16 | 11-2 | 8-0 | 8-0 |
| 2016-17 | 11-2 | 8-0 | 8-0 |
| 2017-18 | 11-2 | 8-1 | 8-0 |
| 2018-19 | 10-3 | 7-0 | 6-0 |
| 2019-20 | 7-6 | 6-2 | 6-1 |
| 2020-21 | 4-5 | 4-5 | 4-5 |
| 2021-22 | 8-5 | 6-1 | 6-1 |
| 2022-23 | 12-1 | 8-0 | 7-0 |
| 2023-24 | 10-3 | 8-1 | 7-1 |
| 2024-25 | 7-6 | 4-2 | 4-1 |
| 2025-26 | 9-4 | 7-2 | 7-2 |
| Total | 197-66 (.748) | 153-20 (.884) | 137-16 (.895) |

SUCCESS IN NON-CONFERENCE PLAY

- ▶ K-State has posted a 197-66 (.748) record in non-conference play since the 2006-07 season. During that span, the Wildcats have a 153-20 (.884) mark at home venues (includes games played at Bramlage Coliseum, INTRUST Bank Arena in Wichita and the T-Mobile Center in Kansas City) in non-conference play, including a 137-16 (.895) mark at Bramlage Coliseum.
- ▶ K-State's 12-1 non-conference mark in 2022-23 was the best since the 2009-10 team went a program-best 13-1. The 94-85 win over ULM on Dec. 28 gave the Wildcats their third-best non-conference record (9-4) in the past 7 seasons.

1750 WINS AND COUNTING

- ▶ K-State is one of the winningest programs in Division I history, as the Wildcats have posted a 1,768-1,273 (.581) all-time record which includes 32 NCAA Tournament appearances and 21 conference championships. The 1,768 wins are the 43rd-most in Division I history (one shy of Virginia in 42nd), including the seventh-most among current Big 12 schools.

DRISCOLL NAMED INTERIM HEAD COACH

- ▶ Veteran head coach **Matthew Driscoll** was named interim head coach on February 15 after the university parted ways with fourth-year head coach **Jerome Tang**. This is the first time K-State has relieved a sitting head coach with games still left in the regular season.
- ▶ The winningest coach in both North Florida and Atlantic Sun Conference history during a 16-year stint (2009-25) with the Ospreys, Driscoll joined the staff on May 23. He won 248 games at North Florida, including 144 in ASUN play, while guiding the school to 3 regular-season championships and the league's tournament championship and a NCAA Tournament bid in 2015.
- ▶ This is the fifth instance in school history where an interim head coach has been used to replace a sitting head coach. However, the previous four such scenarios involved health situations.
- ▶ Assistant coach **Darryl Winston** served as interim head coach for the last 15 games of the 1984-85 season after **Jack Hartman** suffered a heart attack. Winston posted a 5-10 record and Hartman returned for the 1985-86 season.
- ▶ Assistant coach **Jimmy Elgas** served as interim head coach for 2 games during the 2005-06 season after **Jim Wooldridge** underwent neck surgery, posting a 1-1 record. Wooldridge returned to coach the last 7 games.
- ▶ Most recently, **Bruce Weber** missed 2 games during the 2021-22 season due to COVID-19 health and safety protocols with assistant coach **Shane Southwell** serving as interim head coach vs. Texas on Jan. 4, 2022 while assistant coach **Jermaine Henderson** served as interim coach at West Virginia on Jan. 8, 2022.

BAYLOR NORTH

- ▶ The K-State coaching staff has a number of ties to the Baylor program, including current interim head coach **Matthew Driscoll** and assistant coach **Bill Peterson**. Driscoll was part of **Scott Drew's** first staff from 2003-09, while Peterson helped the Bears to the 2021 NCAA title while on staff from 2017-22.
- ▶ Driscoll and Peterson aren't the only K-State staffers with Baylor ties, as director of player development **Austin Carpenter** was a graduate assistant for Tang with the Bears from 2020-22, while current graduate assistants **Henry Dugat** and **Mark Vital Jr.** are among the best players in Baylor history.
- ▶ Dugat is one of five players known as "The Foundation" that was inducted into the Baylor Athletics Hall of Fame in 2021. He was part of Drew's first two recruiting classes that led to Bears' historic turnaround. He still ranks in the top 20 all-time in program history with 1,229 career points.
- ▶ Vital was a 3-time All-Big 12 selection and a member of Baylor's 2021 National Championship team, playing in 126 games with 105 starts.

NATIONAL POLLS

THE ASSOCIATED PRESS POLL

Updated: March 9, 2026

| Rank | School | Record | Points | Prv |
|------|----------------|--------|--------|-----|
| 1. | Duke (56) | 29-2 | 1519 | 1 |
| 2. | Arizona (4) | 29-2 | 1439 | 2 |
| 3. | Michigan (1) | 29-2 | 1434 | 3 |
| 4. | Florida | 25-6 | 1337 | 5 |
| 5. | Houston | 26-5 | 1241 | 7 |
| 6. | UConn | 27-4 | 1178 | 4 |
| 7. | Iowa State | 25-6 | 1137 | 6 |
| 8. | Michigan State | 25-6 | 1083 | 8 |
| 9. | Illinois | 24-7 | 1037 | 11 |
| 10. | Virginia | 27-4 | 953 | 13 |
| 11. | Nebraska | 26-5 | 939 | 9 |
| 12. | Gonzaga | 28-3 | 846 | 12 |
| 13. | St. John's | 25-6 | 733 | 18 |
| 14. | Kansas | 22-9 | 608 | 14 |
| 15. | Alabama | 23-8 | 602 | 16 |
| 16. | Texas Tech | 22-9 | 554 | 10 |
| 17. | Arkansas | 23-8 | 532 | 20 |
| 18. | Purdue | 23-8 | 529 | 15 |
| 19. | North Carolina | 24-7 | 488 | 17 |
| 20. | Miami (Ohio) | 31-0 | 420 | 19 |
| 21. | Saint Mary's | 27-4 | 325 | 21 |
| 22. | Vanderbilt | 24-7 | 323 | 24 |
| 23. | Wisconsin | 22-9 | 201 | — |
| 24. | Louisville | 22-9 | 140 | — |
| 25. | Tennessee | 21-10 | 72 | 23 |

Other receiving votes: Miami 60, TCU 19, BYU 18, Saint Louis 12, High Point 11, Villanova 10, Georgia 10, VCU 3, UCLA 3, Stephen F. Austin 2, Utah State 2, Ohio State 2, Missouri 2, Akron 1.

USA TODAY COACHES POLL

Updated: March 9, 2026

| Rank | School | Record | Points | Prv |
|------|----------------|--------|--------|-----|
| 1. | Duke (28) | 29-2 | 772 | 2 |
| 2. | Arizona (3) | 29-2 | 737 | 1 |
| 3. | Michigan | 29-2 | 721 | 3 |
| 4. | Florida | 25-6 | 677 | 5 |
| 5. | Houston | 26-5 | 640 | 6 |
| 6. | UConn | 27-4 | 614 | 4 |
| 7. | Iowa State | 25-6 | 564 | 7 |
| 8. | Michigan State | 25-6 | 537 | 8 |
| 9. | Illinois | 24-7 | 514 | 11 |
| 10. | Nebraska | 26-5 | 492 | 9 |
| 11. | Virginia | 27-4 | 475 | 13 |
| 12. | Gonzaga | 28-3 | 439 | 12 |
| 13. | St. John's | 25-6 | 366 | 17 |
| 14. | Texas Tech | 22-9 | 319 | 10 |
| 15. | Alabama | 23-8 | 313 | 16 |
| 16. | Kansas | 22-9 | 308 | 15 |
| 17. | Arkansas | 23-8 | 295 | 19 |
| 18. | Purdue | 23-8 | 294 | 14 |
| 19. | North Carolina | 24-7 | 199 | 18 |
| 20. | Miami (Ohio) | 31-0 | 191 | 20 |
| 21. | Saint Mary's | 27-4 | 177 | 21 |
| 22. | Vanderbilt | 24-7 | 160 | 22 |
| 23. | Wisconsin | 22-9 | 90 | — |
| 24. | Louisville | 22-9 | 73 | — |
| 25. | Miami | 24-7 | 31 | — |

Others receiving votes: Villanova 27, Tennessee 22, Saint Louis 9, Georgia 6, UCLA 6, Utah State 3, BYU 2, Ohio State 2.

TRACKING K-STATE IN THE POLLS

| | AP | Coaches |
|-------|----|---------|
| Pre | rv | rv |
| 11/10 | rv | rv |
| 11/17 | rv | — |
| 11/24 | — | — |
| 12/1 | — | — |
| 12/8 | — | — |
| 12/15 | — | — |
| 12/22 | — | — |
| 12/29 | — | — |
| 1/5 | — | — |
| 1/12 | — | — |
| 1/19 | — | — |
| 1/26 | — | — |
| 2/2 | — | — |
| 2/9 | — | — |
| 2/16 | — | — |
| 2/23 | — | — |
| 3/2 | — | — |
| 3/9 | — | — |
| Final | — | — |

WILDCATS VS. RANKED TEAMS

K-State has played over 400 games vs. ranked teams in their history, posting a 138-306 (.316) record, including 28-87 (.248) vs. the top-5, 56-154 (.272) vs. the top-10 and 80-217 (.275) vs. top-15.

K-State has 45 wins vs. ranked foes in the last 13 seasons, including 17 vs. the top 10 (one over No. 1), and 34 Top 25 wins at home.



PLAYER NOTES

HAGGERTY AMONG THE BEST

► Junior **P.J. Haggerty** is the among the best players to transfer to K-State, as he is coming off a career-best year in 2024-25, in which, he became the first Memphis Tiger since 2008 to be named an AP All-American while becoming the first Division I player to average at least 21.5 points, 5.5 rebounds, 3.5 assists and 1.5 steals per game to go with 6.5 free throws per game since **Ja Morant** in 2018-19. He is the only Division I player to average at least 21 points, 5.0 rebounds, 4.0 assists and 1.0 steals per game in each of the last 3 seasons.

► Haggerty, who has also made stops at TCU (2022-23) and Tulsa (2023-24), reached a milestone at No. 3/3 Houston (2/14/26), as he became the fifth current Division I player to eclipse 2,000 points, joining Gonzaga's **Graham Ike**, Indiana's **Tucker DeVries**, Oklahoma's **Nijel Pack** and SMU's **Jaron Pierre Jr.** He has scored in double figures in 94 of 102 career games with 35 games of 25 or more points, including nine 30-point games and one 40-point game.

► The No. 4 scorer nationally at 23.3 points per game, who ranks second in field goals (263) and third in points (698) and field goals attempted (534), posted his fifth game of 30 or more points vs. Baylor (2/17/26), including his 20th game of 20+ points, which is the most since **Michael Beasley** in 2007-08.

► Haggerty is the first Wildcat to score in double figures in 30 straight games since **Jacob Pullen** in 2009-10, while his 698 points are second to **Michael Beasley's** 780+ in 2007-08. Of his 30 double-digit scoring games, he has 22 20-point games, which ties **Bob Boozer** for the second-most in a single season.

► Haggerty's 34 points vs. Baylor (2/17/26) tied for the 10th-most by a Wildcat in a Big 12 game. He made 15 field goals for the second time this season, as he made 15-of-23 attempts to go with 5 rebounds, 3 assists and 2 steals. His 5 30-point game this season are the most since Beasley had 13 in 2007-08.

► Haggerty posted his fifth career double-double, including his team-leading third of the season, at Colorado (2/25/26) with 25 points and career-best tying 10 rebounds. It was his second game of at least 20 points and 10 boards this season and the first since a 31-point, 10-rebound effort vs. Tulsa (11/17/25).

ACTIVE CAREER POINTS IN DIVISION I

- Graham Ike, Gonzaga (2,492 points in 142 games)
- Tucker DeVries, Indiana (2,417 points in 143 games)
- Nijel Pack, Oklahoma (2,244 points in 153 games)
- Jaron Pierre Jr., SMU (2,132 points in 149 games)
- **P.J. Haggerty, K-State (2,131 points in 102 games)**
- Bruce Thornton, Ohio State (2,110 points in 133 games)
- Lamar Wilkinson, Indiana (1,973 points in 126 games)
- Boopie Miller (1,963 points in 127 games)
- Honor Huff, West Virginia (1,961 points in 134 games)
- Robbie Avila, Saint Louis (1,933 points in 133 games)

RAPIEQUE RETURNS

► Junior **Elias Rapieque** made his return to the court at Colorado (2/25/26), as he came off the bench to play 8 minutes, scoring 5 points on 2-of-3 field goals, including a 3-pointers, to go with 3 rebounds and an assists. The German national had not played since Jan. 10, missing the previous 11 games.

JOHNSON IS MR. EVERYTHING

► Senior **Nate Johnson** has impacted the Wildcats in a number of areas, as the transfer ranks first in assists (143), steals (70) and free throw percentage (84.6), second in 3-point field goals (59) and third in scoring (12.5 ppg.) and rebounding (5.0 rpg). He is the only Big 12 player averaging a stat line of at least 12.0 points, 5.0 rebounds, 4.5 assists and 2.0 steals per game.

► Johnson became the first Wildcat to ever post a stat line of at least 30 points, 9 assists and 6 steals vs. Baylor (2/17/26), as he poured in a career-high 33 points to go with 9 assists, 6 steals and 5 rebounds in 39 minutes.

► Johnson has scored in double figures in each of the last 7 games, where he is averaging 17.6 points on 47.6 percent (39-of-82) from the field, including 47.1 percent (16-of-34) from 3-point range, and 82.9 percent (29-of-35) from the line. He is also averaging 6.1 rebounds, 5.3 assists and 3.1 steals in that span.

► Johnson has posted 21 double-digit scoring games this season, including 20-point games vs. UNC Greensboro (11/4/25) and California (11/13/25). He has recorded 5 games of 8 or more rebounds, 11 games of 5 or more assists and 12 games of 3 or more steals. He posted his third career double-double and his second this year with 12 points and 10 rebounds at No. 3/3 Houston (2/14/26).

► Johnson has a team-high 143 assists this season, which ranks 10th in the Big 12. He is one of just 12 Wildcats to tally at least 140 assists in a single season.

► Johnson's 70 steals are the third-most in a single season and the most since **Markquis Nowell** set the school record with 92 in 2022-23. He ranks 13th in the nation in total steals and 15th in steals per game (2.26).

SCHOOL SINGLE-SEASON STEALS

- 1. 92, Markquis Nowell (2022-23; 36 games)
- 2. 82, Barry Brown Jr. (2016-17; 35 games)
- 3. **70, Nate Johnson (2025-26; 31 games)**
- 4. 67, Jacob Pullen (2009-10; 37 games) / Barry Brown Jr. (2017-18; 37 games)

CASTILLO'S IMPROVEMENT

► Junior **David Castillo** has made one of the biggest jumps in production this season, as he ranks fourth on the team in scoring (10.5 ppg.) while connecting on 40.1 percent (115-of-287) from the field, including 35.4 percent (56-of-158) from 3-point range, and 81.3 percent (39-of-48) from the free throw line. He has more than quadrupled his point total (77 to 325) from his freshman year, while also posting 13 double-digit scoring games.

MANNING IS THE MAN

► Junior **Taj Manning's** patience is finally paying off, as the longest tenured Wildcat is finally making an impact on the court. With injuries in the frontcourt, he has averaged 20.4 minutes in the last 24 games with starts in 16 of the last 18 games, including in each of the last 15 games. In that span, he is averaging 4.7 points on 47.3 percent (45-of-95) shooting with 5.9 rebounds per game.

► Manning has made a particular impact on the rebounding end, where 141 of his 147 rebounds this season have come in the last 24 games with a career-high 10 vs. TCU (2/28/26) and 9 in 2 other games. He tied his career-high of 10 points for the third time at No. 13/13 Texas Tech (2/21/26).

SITUATIONAL STATS

| | 25-26 |
|--|-------|
| Overall | 12-19 |
| Big 12 play | 3-15 |
| At Home | 10-8 |
| At Bramlage Coliseum | 10-8 |
| On the Road | 1-10 |
| At Neutral Sites | 1-1 |
| In Overtime | 0-0 |
| vs. Top 25 teams | 0-8 |
| vs. Top 10 teams | 0-4 |
| In games decided by 3 points or less | 4-4 |
| In games decided by 4-5 points | 0-1 |
| In games decided by 6-10 points | 2-4 |
| In games decided by 11-19 points | 1-5 |
| In games decided by 20 or more points | 5-5 |
| Scoring first | 7-9 |
| Leading at the Half | 10-2 |
| Tied at the Half | 0-0 |
| Trailing at the Half | 2-17 |
| K-State shoots 50% or better | 8-3 |
| K-State shoots less than 50% | 4-16 |
| K-State shoots better than opponent | 11-3 |
| Opponent shoots 50% or better | 1-7 |
| Opponent shoots less than 50% | 11-12 |
| K-State out-rebounds opponent | 8-2 |
| Opponent out-rebounds K-State | 4-16 |
| K-State shoots 70% or better from FT Line | 10-9 |
| K-State has more FT attempts | 3-3 |
| Opponent has more FT attempts | 5-16 |
| K-State shoots 40% or better from 3-pt range | 9-5 |
| K-State makes at least 6 3-pt FGs | 11-18 |
| K-State has more turnovers than opponent | 4-10 |
| K-State has less turnovers than opponent | 5-8 |
| K-State equals opponent in turnovers | 3-1 |
| K-State scores 100-plus points | 2-0 |
| K-State scores 90-99 points | 6-0 |
| K-State scores 80-89 points | 3-45 |
| K-State scores 70-79 points | 0-5 |
| K-State scores 60-69 points | 1-8 |
| K-State scores 50-59 points | 0-1 |
| K-State scores less than 50 points | 0-0 |
| Opponent scores 100-plus points | 0-3 |
| Opponent scores 90 or more points | 1-2 |
| Opponent scores 80-89 points | 2-9 |
| Opponent scores 70-79 points | 6-4 |
| Opponent scores 60-69 points | 2-0 |
| Opponent scores 50-59 points | 0-1 |
| Opponent scores less than 50 points | 1-0 |
| K-State has 2 in double figures | 2-5 |
| K-State has 3 in double figures | 4-7 |
| K-State has 4 in double figures | 5-5 |
| K-State has 5 in double figures | 1-1 |
| K-State has 6 in double figures | 0-0 |

HAGGERTY, JOHNSON RECORD SPECIAL PERFORMANCES VS. BAYLOR



► Junior **P.J. Haggerty** and senior **Nate Johnson** became the fifth Big 12 duo and the first Wildcat tandem since 2008 to each record a 30-point game, as K-State snapped a 6-game losing streak with a 90-74 wire-to-wire win over Baylor in interim coach **Matthew Driscoll's** debut on Tuesday.

► Haggerty (34 points) and Johnson (33 points) combined for 67 of the 90 points on 26-of-39 shooting from the field, including 6-of-10 from 3-point range. They are the first duo to go for 30 or more points since **Michael Beasley** (44 points) and **Bill Walker** (31 points) accomplished the feat at Baylor on Feb. 23, 2008. It is just the third such game in school history, as **Curtis Redding** and **Mike Evans** had 37 and 31 points vs. Arizona State on Dec. 14, 1977.

► The 67 combined points are the fourth-most by two Wildcats in school history, and the most since Beasley and Walker combined for 75 points, and the second-most by a duo at Bramlage Coliseum behind the 77 by **Askia Jones** (62 points) and **Anthony Beane** (15 points) vs. Fresno State in 1994.

BIG 12 DUOS WITH 30-POINT GAMES

- Clarence Gilbert (43)/Kareem Rush (31), Missouri vs. Iowa State, Jan. 13, 2001
- Mario Boggan (36)/JamesOn Curry (31), OSU vs. Southern OSU, Jan. 2, 2007
- Michael Beasley (44)/Bill Walker (31), K-State vs. Baylor, Feb. 23, 2008
- AJ Dybantsa (36)/Rob Wright (30), BYU vs. Baylor, Feb. 10, 2026
- **P.J. Haggerty (34)/Nate Johnson (33), K-State vs. Baylor, Feb. 27, 2026**

► Haggerty recorded his fifth 30-point game, as he scored his 34 points on 15-of-23 field goals, including 1-of-2 from beyond the arc, and 3-of-4 free throws to go with 5 rebounds, 3 assists and 2 steals in 38 minutes. His 5 30-point games are the fifth-most in a single season behind **Michael Beasley** (13, 2007-08), **Bob Boozer** (7, 1958-59), **Norris Coleman** (7, 1985-86) and **Mitch Richmond** (6, 1987-88).

► In addition to his career-high 33 points, Johnson dished out a game-high 9 assists to go with a game-best 6 steals and 5 rebounds in playing nearly 39 minutes. He scored his 30 points on 11-of-16 field goals, including 5-of-8 from 3-point range, and a perfect 6-of-6 effort from the free throw line. He is the first Wildcat to post such a stat line in school history and the seventh Division I player to do it according to STATHEAD by Basketball Reference.

DIVISION I PLAYERS WITH AT LEAST 30 POINTS, 9 ASSISTS, 6 STEALS

- Anderson Hunt (30 points, 13 assists, 6 steals), UNLV vs. Loyola Marymount, 1990
- Tim Smith (37 points, 9 assists, 8 steals), ETSU at Campbell, 2006
- David Holston (34 points, 10 assists, 7 steals), Chicago State vs. BCU, 2008
- Jonny Flynn (34 points, 11 assists, 6 steals), Syracuse vs. UConn, 2009
- D.J. Cooper (43 points, 13 assists, 8 steals), Ohio at SBU, 2010
- Caleb Fields (34 points, 11 assists, 8 steals), Ark. St. vs. Texas St., 2024
- **Nate Johnson (33 points, 9 assists, 6 steals) vs. Baylor, 2026**

AROUND THE

■ BIG 12 PLAYERS OF THE WEEK

| | Player | Newcomer |
|---|---|------------------------|
| Nov. 10 | Koa Peat, UofA Christian Anderson, TxDex | Koa Peat, UofA |
| <i>Starting Five - Anderson, Peat, AJ Dybantosa, Baba Miller, Darryn Peterson</i> | | |
| Nov. 17 | Kingston Flemings, UH | Kingston Flemings, UH |
| <i>Starting Five - Flemings, AJ Dybantosa, Tamin Lipsey, Flory Bidunga, JT Toppin</i> | | |
| Nov. 24 | P.J. Haggerty, K-State Koa Peat, UofA | Koa Peat, UofA |
| <i>Starting Five - Haggerty, Peat, Jaden Bradley, Jamichael Stillwell, Tamin Lipsey</i> | | |
| Dec. 1 | Joshua Jefferson, ISU | Moe Odum, ASU |
| <i>Starting Five - Jefferson, Odum, Cameron Carr, Flory Bidunga, Brock Harding</i> | | |
| Dec. 8 | Milan Momcilovic, ISU | Tounde Yessoufou, BU |
| <i>Starting Five - Momcilovic, Yessoufou, Kingston Flemings, Parsa Fallah, Christian Anderson</i> | | |
| Dec. 15 | Melvin Council Jr., KU | Melvin Council Jr., KU |
| <i>Starting Five - Council, Braden Burries, AJ Dybantosa, JT Toppin, Honor Huff</i> | | |
| Dec. 22 | Christian Anderson, TxDex | LeJuan Watts, TxDex |
| <i>Starting Five - Anderson, Watts, Tounde Yessoufou, AJ Dybantosa, Kingston Flemings</i> | | |
| Dec. 30 | AJ Dybantosa, BYU | AJ Dybansta, BYU |
| <i>Starting Five - Dybantosa, Tounde Yessoufou, Baba Miller, Joshua Jefferson, Christian Anderson</i> | | |
| Jan. 5 | JT Toppin, TxDex | AJ Dybansta, BYU |
| <i>Starting Five - Toppin, Dybansta, Riley Kugel, Joshua Jefferson, Milan Momcilovic</i> | | |
| Jan. 12 | Richie Saunders, BYU | Honor Huff, WVU |
| <i>Starting Five - Saunders, Huff, Massamba Diop, Kingston Flemings, Darryn Peterson</i> | | |
| Jan. 19 | JT Toppin, TxDex | Darryn Peterson, KU |
| <i>Starting Five - Toppin, Peterson, Jaden Bradley, Themus Fulks, Baba Miller</i> | | |
| Jan. 26 | JT Toppin, TxDex | AJ Dybansta, BYU |
| <i>Starting Five - Dybantosa, Toppin, Kingston Flemings, Milan Momcilovic, Xavier Edmonds</i> | | |
| Feb. 2 | Brayden Burries, UofA | Brayden Burries, UofA |
| <i>Starting Five - Burries, Richie Saunders, Themus Fulks, Tamin Lipsey, Bryson Tiller</i> | | |
| Feb. 9 | Flory Bidunga, KU | AJ Dybansta, BYU |
| <i>Starting Five - Bidunga, Dybansta, Cameron Carr, Kingston Flemings, Xavier Edmonds</i> | | |
| Feb. 16 | JT Toppin, TxDex | AJ Dybansta, BYU |
| <i>Starting Five - Toppin, Dybansta, Tonde Yessoufou, Rob Wright, Emanuel Sharp</i> | | |
| Feb. 23 | AJ Dybansta, BYU | AJ Dybansta, BYU |
| <i>Starting Five - Dybansta, Anthony Dell'Orso, Themus Fulks, Moustapha Thiam, Bangot Dak</i> | | |
| Mar. 2 | Christian Anderson, TxDex | Brayden Burries, UofA |
| <i>Starting Five - Anderson, Burries, Cameron Carr, Moustapha Thiam, Donovan Atwell</i> | | |
| Mar. 9 | Tounde Yessoufou, BU | Tounde Yessoufou, BU |
| <i>Starting Five - Yessoufou, Johnson, AJ Dybantosa, Rob Wright, Tre White</i> | | |

■ BIG 12 POSTSEASON AWARDS

Player of the Year: Jaden Bradley, Arizona
Defensive Player of the Year: Flory Bidunga, Kansas
Scholar-Athlete of the Year: Tamin Lipsey, Iowa State
Freshman of the Year: AJ Dybantosa, BYU
Newcomer of the Year: Melvin Council Jr., Kansas
Sixth Man Award: Tobe Awaka, Arizona*
Most Improved: Christian Anderson, Texas Tech
Coach of the Year: Tommy Lloyd, Arizona

All-Big 12 First Team

Jaden Bradley, Arizona
 Brayden Burries, Arizona
 Motiejus Krivas, Arizona
 AJ Dybantosa, BYU*
 Emanuel Sharp, Houston
 Kingston Flemings, Houston*
 Joshua Jefferson, Iowa State
 Flory Bidunga, Kansas
 Christian Anderson, Texas Tech
 JT Toppin, Texas Tech*

All-Big 12 Second Team

Richie Saunders, BYU
 Baba Miller, Cincinnati
 Tamin Lipsey, Iowa State
 Milan Momcilovic, Iowa State
 Darryn Peterson, Kansas

All-Big 12 Third Team

Koa Peat, Arizona
 Cameron Carr, Baylor
 Rob Wright, BYU
 Themus Fulks, UCF
 Xavier Edmonds, TCU

BIG 12 STANDINGS

| | SCHOOL | NET | W-L | Pct. | W-L | Pct. | H | A | N | Streak |
|------|----------------|-----------|-------------|-------------|--------------|-------------|-------------|-------------|------------|-----------|
| (1) | Arizona | 3 | 16-2 | .889 | 29-2 | .935 | 16-1 | 9-1 | 4-0 | W6 |
| (2) | Houston | 7 | 14-4 | .778 | 26-5 | .839 | 15-1 | 6-3 | 5-1 | W3 |
| (3) | Kansas | 19 | 12-6 | .667 | 22-9 | .710 | 13-2 | 5-6 | 4-1 | W1 |
| (4) | Texas Tech | 15 | 12-6 | .667 | 25-6 | .806 | 16-1 | 5-5 | 3-2 | L2 |
| (5) | Iowa State | 8 | 12-6 | .667 | 25-6 | .806 | 16-1 | 5-5 | 4-0 | W1 |
| (6) | TCU | 40 | 11-7 | .611 | 21-10 | .677 | 14-5 | 5-5 | 2-0 | W5 |
| (7) | West Virginia | 58 | 9-9 | .500 | 18-13 | .581 | 15-3 | 3-6 | 0-4 | W1 |
| (8) | UCF | 51 | 9-9 | .500 | 20-10 | .667 | 13-5 | 5-5 | 2-0 | L3 |
| (9) | Cincinnati | 46 | 9-9 | .500 | 17-14 | .548 | 15-3 | 2-8 | 0-3 | L1 |
| (10) | BYU | 24 | 9-9 | .500 | 21-10 | .677 | 12-3 | 3-6 | 6-1 | W1 |
| (11) | Colorado | 71 | 7-11 | .389 | 17-14 | .548 | 13-5 | 2-8 | 2-1 | L1 |
| (12) | Arizona State | 67 | 7-11 | .389 | 16-15 | .516 | 10-5 | 2-9 | 4-1 | L1 |
| (13) | Baylor | 48 | 6-12 | .333 | 16-15 | .516 | 11-6 | 3-7 | 2-2 | W1 |
| (14) | Oklahoma State | 79 | 6-12 | .333 | 18-13 | .581 | 14-5 | 2-7 | 2-1 | L1 |
| (15) | K-STATE | 99 | 3-15 | .167 | 12-19 | .387 | 10-8 | 1-10 | 1-1 | L1 |
| (16) | Utah | 129 | 2-16 | .111 | 10-21 | .323 | 8-9 | 1-10 | 1-2 | L5 |

BIG 12 STAT RANKINGS

Scoring

| Player | G | FG | 3FG | FT | Pts | AVG |
|-------------------------------|----|-----|-----|-----|-----|-------|
| 1. Dybantosa, AJ - BYU | 31 | 264 | 43 | 195 | 766 | 24.71 |
| 2. Haggerty, PJ - KState | 30 | 263 | 38 | 134 | 698 | 23.27 |
| 3. Toppin, JT - TTU | 25 | 234 | 16 | 62 | 546 | 21.84 |
| 4. Brown, Terrence - Utah | 31 | 216 | 32 | 150 | 614 | 19.81 |
| 5. Anderson, Christian - TTU | 30 | 192 | 103 | 89 | 576 | 19.20 |
| 6. Carr, Cameron - Baylor | 31 | 200 | 69 | 119 | 588 | 18.97 |
| 7. Wright III, Robert - BYU | 31 | 206 | 53 | 113 | 578 | 18.65 |
| 8. Saunders, Richie - BYU | 25 | 149 | 64 | 89 | 451 | 18.04 |
| 9. Yessoufou, Tounde - Baylor | 31 | 207 | 52 | 91 | 557 | 17.97 |
| 10. McHenry, Don - Utah | 31 | 183 | 78 | 92 | 536 | 17.29 |

Rebounding

| Player | G | Off | Def | Total | AVG |
|-------------------------------|----|-----|-----|-------|-------|
| 1. Toppin, JT - TTU | 25 | 105 | 166 | 271 | 10.84 |
| 2. Miller, Baba - UC | 29 | 67 | 227 | 294 | 10.14 |
| 3. Awaka, Tobe - UA | 31 | 115 | 181 | 296 | 9.55 |
| 4. Bidunga, Flory - KU | 31 | 90 | 190 | 280 | 9.03 |
| 5. Dawes, Keanu - Utah | 31 | 60 | 209 | 269 | 8.68 |
| 6. Krivas, Motiejus - UA | 31 | 92 | 162 | 254 | 8.19 |
| 7. Stillwell, Jamichael - UCF | 28 | 88 | 126 | 214 | 7.64 |
| 8. Jefferson, Joshua - IowaSt | 31 | 62 | 168 | 230 | 7.42 |
| 9. Cenac Jr, Chris - UH | 31 | 67 | 162 | 229 | 7.39 |
| 10. Keita, Keba - BYU | 29 | 74 | 132 | 206 | 7.10 |

Scoring Offense

| Team | G | W-L | Pts | AVG |
|-------------------|----|-------|------|-------|
| 1. Arizona | 31 | 29-2 | 2687 | 86.68 |
| 2. BYU | 31 | 21-10 | 2614 | 84.32 |
| 3. Oklahoma St. | 31 | 18-13 | 2601 | 83.90 |
| 4. Baylor | 31 | 16-15 | 2563 | 82.68 |
| 5. UCF | 30 | 20-10 | 2466 | 82.20 |
| 6. Iowa St. | 31 | 25-6 | 2535 | 81.77 |
| 7. Texas Tech | 31 | 22-9 | 2520 | 81.29 |
| 8. Colorado | 31 | 17-14 | 2476 | 79.87 |
| 9. Kansas St. | 31 | 12-19 | 2455 | 79.19 |
| 10. TCU | 31 | 21-10 | 2416 | 77.94 |
| 11. Houston | 31 | 26-5 | 2407 | 77.65 |
| 12. Arizona St. | 31 | 16-15 | 2394 | 77.23 |
| 13. Kansas | 31 | 22-9 | 2371 | 76.48 |
| 14. Utah | 31 | 10-21 | 2313 | 74.61 |
| 15. Cincinnati | 31 | 17-14 | 2275 | 73.39 |
| 16. West Virginia | 31 | 18-13 | 2166 | 69.87 |

Scoring Defense

| Team | G | Pts | AVG |
|------------------|----|------|-------|
| 1. Houston | 31 | 1945 | 62.74 |
| 2. West Virginia | 31 | 2004 | 64.65 |
| 3. Iowa St. | 31 | 2038 | 65.74 |
| 4. Cincinnati | 31 | 2098 | 67.68 |
| 5. Arizona | 31 | 2126 | 68.58 |
| 6. Kansas | 31 | 2148 | 69.29 |
| 7. TCU | 31 | 2212 | 71.35 |
| 8. Texas Tech | 31 | 2249 | 72.55 |
| 9. BYU | 31 | 2349 | 75.77 |
| 10. Baylor | 31 | 2386 | 76.97 |
| 11. Arizona St. | 31 | 2415 | 77.90 |
| 12. UCF | 30 | 2365 | 78.83 |
| 13. Colorado | 31 | 2450 | 79.03 |
| 14. Utah | 31 | 2458 | 79.29 |
| 15. Kansas St. | 31 | 2514 | 81.10 |
| 16. Oklahoma St. | 31 | 2558 | 82.52 |

Team Summaries

| Team | G | PF-PA | Avg score | Margin | FG-FGA | Pct. | 3FG-FGA | Pct. | FT-FTA | Pct. | RebF | RebA | Margin |
|---------------|----|-----------|-----------|--------|----------|------|---------|------|---------|------|------|------|--------|
| Arizona | 31 | 2687-2126 | 86.7-68.6 | +18.10 | 953-1897 | .502 | 180-510 | .353 | 601-813 | .739 | 1334 | 974 | +11.61 |
| Arizona St. | 31 | 2394-2415 | 77.2-77.9 | -0.68 | 807-1808 | .446 | 236-692 | .341 | 544-720 | .756 | 1031 | 1125 | -3.03 |
| BYU | 31 | 2614-2349 | 84.3-75.8 | +8.55 | 921-1932 | .477 | 269-776 | .347 | 503-676 | .744 | 1147 | 1066 | +4.23 |
| Baylor | 31 | 2563-2386 | 82.7-77.0 | +5.71 | 910-1891 | .481 | 255-729 | .350 | 488-667 | .732 | 1141 | 994 | +4.74 |
| Cincinnati | 31 | 2275-2098 | 73.4-67.7 | +5.71 | 812-1874 | .433 | 276-823 | .335 | 375-551 | .681 | 1145 | 1070 | +2.42 |
| Colorado | 31 | 2476-2450 | 79.9-79.0 | +0.84 | 869-1850 | .470 | 228-645 | .353 | 510-670 | .761 | 1063 | 1067 | -0.13 |
| Houston | 31 | 2407-1945 | 77.6-62.7 | +14.90 | 868-1924 | .451 | 276-800 | .345 | 395-512 | .771 | 1131 | 1037 | +3.03 |
| Iowa St. | 31 | 2535-2038 | 81.8-65.7 | +16.03 | 909-1861 | .488 | 276-720 | .383 | 441-649 | .680 | 1100 | 960 | +4.52 |
| Kansas | 31 | 2371-2148 | 76.5-69.3 | +7.19 | 847-1833 | .462 | 232-655 | .354 | 445-580 | .767 | 1204 | 1126 | +2.52 |
| Kansas St. | 31 | 2455-2514 | 79.2-81.1 | -1.90 | 897-1963 | .457 | 289-806 | .359 | 372-523 | .711 | 1059 | 1155 | -3.10 |
| Oklahoma St. | 31 | 2601-2558 | 83.9-82.5 | +1.39 | 894-1947 | .459 | 243-710 | .342 | 570-767 | .743 | 1175 | 1149 | +0.84 |
| TCU | 31 | 2416-2212 | 77.9-71.4 | +6.58 | 837-1869 | .448 | 227-689 | .329 | 515-729 | .706 | 1115 | 1029 | +2.77 |
| Texas Tech | 31 | 2520-2249 | 81.3-72.5 | +8.74 | 894-1897 | .471 | 360-909 | .396 | 372-519 | .717 | 1153 | 1051 | +3.29 |
| UCF | 30 | 2466-2365 | 82.2-78.8 | +3.37 | 892-1880 | .474 | 245-649 | .378 | 437-584 | .748 | 1105 | 982 | +4.10 |
| Utah | 31 | 2313-2458 | 74.6-79.3 | -4.68 | 825-1805 | .457 | 242-682 | .355 | 421-575 | .732 | 1038 | 1081 | -1.39 |
| West Virginia | 31 | 2166-2004 | 69.9-64.6 | +5.23 | 757-1711 | .442 | 242-734 | .330 | 410-604 | .679 | 1076 | 1026 | +1.61 |



MATTHEW DRISCOLL

INTERIM HEAD COACH

Slippery Rock '92

First Season at K-State [2-4]

38th Season Overall [276-345]



Veteran coach **Matthew Driscoll**, who became the winningest coach in North Florida and Atlantic Sun Conference history during a 16-year stint (2009-25) with the Ospreys, was named interim head coach at Kansas State on February 15, 2026 after parting ways with **Jerome Tang**. Driscoll is in his first season as associate head coach after being hired by Tang on May 23, 2025.

A head coach for 20 seasons counting a four-year stint at Division III La Roche College in the mid-1990s, Driscoll has 276 career victories, including a school-record 248 at North Florida. In addition to being the winningest coach in Ospreys' history, he has the most wins (144) of any head coach in Atlantic Sun Conference (ASUN) history, boasting a career .550 winning percentage in league play. He won 15 or more games 10 times at UNF, while he finished .500 or better in ASUN play on 12 occasions. He owns the program's only three 20-win seasons, which includes 23 in 2014-15, 22 in 2015-16 and 21 in 2019-20.

Driscoll led the Ospreys to three regular-season ASUN championships (2015, 2016, 2020), while winning the league's tournament championship in 2015. He guided the school to three postseason appearances, including the school's first-ever trip to the NCAA Tournament in 2015 where they lost to Robert Morris in the First Four. The team went to NIT in 2015-16, while they earned a bid to the *CollegiateInsider.com* Tournament (CIT) before it was canceled in 2020.

Driscoll was three times selected as the ASUN Coach of the Year following his regular season championships in 2014-15, 2015-16 and 2019-20. He was also the 2015 NABC District 3 Coach of the Year following the Ospreys' historic 23-win campaign, in which, they won both the regular season and tournament titles before advancing to the school's first-ever NCAA Tournament appearance.

The longest tenured head coach in UNF history, Driscoll's teams own every single season program record except for steals, while they produced 27 of the 50 all-time triple-digit scoring outputs. His teams led the nation in 3-point field goals/game (12.0 in 2023-24 and 12.8 in 2024-25) and 3-point attempts/game (33.2 in 2023-24 and 25.8 in 2024-25) in each of the last two seasons.

Driscoll coached 13 of the program's 18 1,000-point scorers, including the top-4 scorers and the only 2,000-point scorer in **Dallas Moore** (2,437; 2014-17). Driscoll's 2014-15 team earned the school's first and only final Top 20 ranking in the *CollegiateInsider.com* Mid-Major poll, while the Ospreys received their first-ever

votes in The Associated Press (AP) poll this past season after road upset wins at South Carolina and Georgia Tech in November 2024. He guided them to five regular-season tournament titles (2009 South Mississippi Christmas Classic, 2010 and 2014 Cancun Challenge, 2012 Las Vegas Classic, 2015 Brooklyn Hoops Holiday Invitational) and their only four wins over Power 4 teams (Purdue in 2014-15, Illinois in 2015-16 and South Carolina and Georgia Tech in 2024-25).

Driscoll mentored two ASUN Players of the Year (**Dallas Moore** [2015-16, 2016-17]), three ASUN Defensive Players of the Year (**Demarcus Daniels** [2014-15, 2015-16] and **Wajid Aminu** [2018-19]), one ASUN Newcomer of the Year (**Noah Horchler** [2017-18]), two ASUN Freshmen of the Year (**Dallas Moore** [2013-14], **Wajid Aminu** [2016-17]) and three ASUN Scholar-Athletes of the Year (**Trent Mackey** [2015-16], **JT Escobar** [2018-19], **Carter Hendricksen** [2020-21]). He also had 7 NABC All-District honorees, including First Teamers **Dallas Moore** (2015-16, 2016-17) and **Chaz Lanier** (2023-24).

Driscoll's success is all the more impressive considering UNF is one of the youngest athletics programs in the country, having only started athletics in 1983 at the NAIA level before joining the Division II ranks in 1993 and eventually moving to Division I and Atlantic Sun Conference in 2005. The school only became eligible for the NCAA Tournament in his first season in 2009-10.

Driscoll spent 6 seasons on staff at Baylor (2003-09), where he helped the Bears develop from an 8-win team in their first season to a then school-record 24 wins in 2008-09. This came as the staff was hamstrung by NCAA penalties from the previous coaching staff, including a ban from non-conference games in 2005-06.

Driscoll spent seven weeks on Drew's staff at Valparaiso before making the move to Baylor. He joined the Crusaders after a 5-year stint (1998-2003) at Clemson working for head coach **Larry Shyatt**. He also worked as Shyatt's assistant at Wyoming in 1997-98, helping the Cowboys to a pair of top-10 upsets.

Driscoll earned his first head coaching position at Division III La Roche College in McCandless Township, Pa., from 1993-97, guiding the RedHawks to 26 wins. He coached the school's all-time leading scorer **Chuck Cieslak**, who was inducted into La Roche's Hall of Fame in 2012. He began his coaching career in 1988 when he served as the head coach of his high school alma mater Northgate High School in Pittsburgh.

MATTHEW DRISCOLL FILE

| | |
|------------|------------------------------------|
| Experience | 38th year [First at K-State] |
| Date Hired | February 15, 2026 |
| Birthdate | December 14, 1964 [61] |
| Hometown | Pittsburgh, Pa. |
| Family | Wife Carrie; Sons Chase and Paxton |

EDUCATION

- ▶ Slippery Rock University '92 (B.A., Education)

COACHING EXPERIENCE

- ▶ Northgate High School, Head Coach [1988-90]
- ▶ Butler County [Pa.] Community College, Assistant Coach [1990-91]
- ▶ Seneca Valley [Pa.] High School, Assistant Coach [1991-92]
- ▶ Slippery Rock, Assistant Coach [1992-93]
- ▶ LaRoche [Pa.] College, Head Coach [1993-97]
- ▶ Wyoming, Assistant Coach [1997-98]
- ▶ Clemson, Assistant Coach [1998-2003]
- ▶ Valparaiso, Assistant Coach [2003]
- ▶ Baylor, Assistant Coach [2003-09]
- ▶ North Florida, Head Coach [2009-24]
- ▶ K-State, Associate Head Coach [2025-present] / Interim Head Coach

COACHING HONORS

- ▶ 2015, 2016, 2020 Atlantic Sun Conference Coach of the Year
- ▶ 2014-15 NABC District 3 Coach of the Year

YEAR-BY-YEAR AS A HEAD COACH

| Year | School | Record (Conf.) | Postseason |
|---------------------------------|---------------|--------------------------|-----------------|
| 1993-94 | LaRoche | 1-24 (1-11) | --- |
| 1994-95 | LaRoche | 5-23 (1-11) | --- |
| 1995-96 | LaRoche | 5-20 | --- |
| 1996-97 | LaRoche | 15-10 | --- |
| 2009-10 | North Florida | 13-18 (8-12) | --- |
| 2010-11 | North Florida | 15-19 (10-10) | ASUN Runner-up |
| 2011-12 | North Florida | 16-16 (10-8) | --- |
| 2012-13 | North Florida | 13-19 (8-10) | --- |
| 2013-14 | North Florida | 16-16 (10-8) | --- |
| 2014-15 | North Florida | 23-12 (12-2*) | NCAA First Four |
| 2015-16 | North Florida | 22-12 (10-4*) | NIT |
| 2016-17 | North Florida | 15-19 (8-6) | ASUN Runner-up |
| 2017-18 | North Florida | 14-19 (7-7) | --- |
| 2018-19 | North Florida | 16-17 (9-7) | --- |
| 2019-20 | North Florida | 21-12 (13-3*) | Postseason ccd |
| 2020-21 | North Florida | 8-15 (6-6) | --- |
| 2021-22 | North Florida | 11-20 (7-9) | --- |
| 2022-23 | North Florida | 14-17 (9-9) | --- |
| 2023-24 | North Florida | 16-16 (9-7) | --- |
| 2024-25 | North Florida | 15-17 (8-10) | --- |
| 2025-26 | K-State | 2-4 (2-4) | --- |
| Record at UNF (16 years) | | 248-264 (144-118) | |
| Totals (20 years) | | 276-345 (148-144) | |

SEASON BOX SCORE SINCE DRISCOLL TOOK OVER [2-4]

Game Records

| Record | Overall | Home | Away | Neutral |
|----------------|---------|------|------|---------|
| ALL GAMES | 2-4 | 2-1 | 0-3 | 0-0 |
| CONFERENCE | 2-4 | 2-1 | 0-3 | 0-0 |
| NON-CONFERENCE | 0-0 | 0-0 | 0-0 | 0-0 |

Score by Periods

| Team | 1st | 2nd | OT | TOT |
|------------|-----|-----|----|-----|
| Kansas St. | 203 | 247 | 0 | 450 |
| Opponents | 238 | 259 | 0 | 497 |

Team Box Score

| No. | Player | GP-GS | | MIN | | AVG | | Total | | 3-Point | | F-Throw | | Rebounds | | | | Other | | | | | | | | |
|------------------|------------------|----------|----|-------------|------|----------------|-------------|---------------|-------------|---------------|-------------|-----------|------------|------------|-------------|------------|----------|------------|-----------|-----------|-----------|------------|-------------|-----|-----|------|
| | | GP | GS | MIN | AVG | FG | FGA | FG% | 3FG | 3FGA | 3FG% | FT | FTA | FT% | OFF | DEF | TOT | AVG | PF | DQ | A | TO | BLK | STL | PTS | AVG |
| 4 | HAGGERTY, PJ | 5 | 5 | 185:00 | 37.0 | 49 | 93 | .527 | 3 | 13 | .231 | 14 | 22 | .636 | 4 | 27 | 31 | 6.2 | 15 | 0 | 16 | 12 | 0 | 6 | 115 | 23.0 |
| 34 | JOHNSON, Nate | 6 | 6 | 218:07 | 36.4 | 36 | 71 | .507 | 13 | 29 | .448 | 26 | 31 | .839 | 3 | 30 | 33 | 5.5 | 11 | 0 | 33 | 28 | 0 | 19 | 111 | 18.5 |
| 21 | MCGRIFF, Khamari | 6 | 6 | 132:08 | 22.0 | 23 | 44 | .523 | 0 | 0 | .000 | 13 | 18 | .722 | 9 | 22 | 31 | 5.2 | 21 | 2 | 2 | 5 | 7 | 5 | 59 | 9.8 |
| 47 | KOSTIC, Andrej | 6 | 0 | 96:09 | 16.0 | 16 | 34 | .471 | 14 | 30 | .467 | 4 | 6 | .667 | 0 | 7 | 7 | 1.2 | 9 | 0 | 1 | 8 | 0 | 1 | 50 | 8.3 |
| 10 | CASTILLO, David | 6 | 6 | 208:19 | 34.7 | 13 | 49 | .265 | 5 | 25 | .200 | 9 | 11 | .818 | 1 | 3 | 4 | 0.7 | 18 | 0 | 9 | 11 | 0 | 5 | 40 | 6.7 |
| 15 | MANNING, Taj | 6 | 6 | 178:03 | 29.7 | 14 | 30 | .467 | 0 | 3 | .000 | 9 | 14 | .643 | 13 | 26 | 39 | 6.5 | 16 | 1 | 6 | 5 | 6 | 4 | 37 | 6.2 |
| 3 | JONES, CJ | 6 | 1 | 123:44 | 20.6 | 9 | 30 | .300 | 3 | 17 | .176 | 2 | 3 | .667 | 2 | 8 | 10 | 1.7 | 11 | 1 | 6 | 5 | 2 | 6 | 23 | 3.8 |
| 0 | RAPIEQUE, Elias | 4 | 0 | 32:41 | 8.2 | 4 | 8 | .500 | 3 | 6 | .500 | 0 | 1 | .000 | 2 | 3 | 5 | 1.3 | 4 | 0 | 5 | 0 | 1 | 0 | 11 | 2.8 |
| 22 | BUCA, Dorin | 3 | 0 | 20:07 | 6.7 | 2 | 3 | .667 | 0 | 1 | .000 | 0 | 0 | .000 | 0 | 3 | 3 | 1.0 | 4 | 0 | 0 | 5 | 1 | 0 | 4 | 1.3 |
| 6 | JOHNSON, Marcus | 2 | 0 | 05:41 | 2.8 | 0 | 1 | .000 | 0 | 1 | .000 | 0 | 1 | .000 | 1 | 1 | 2 | 1.0 | 0 | 0 | 1 | 0 | 0 | 0 | 0 | 0.0 |
| Team | | | | | | | | | | | | | | 10 | 13 | 23 | | | | | 1 | | | | | |
| Total | | 6 | | 1200 | | 166-363 | .457 | 41-125 | .328 | 77-107 | .720 | 45 | 143 | 188 | 31.3 | 109 | 4 | 79 | 80 | 17 | 46 | 450 | 75.0 | | | |
| Opponents | | 6 | | 1200 | | 180-385 | .468 | 49-153 | .320 | 88-126 | .698 | 74 | 166 | 240 | 40.0 | 94 | 1 | 103 | 75 | 32 | 45 | 497 | 82.8 | | | |

2025-26 RESULTS

Overall Record: 12-19 (Home: 10-8 // Away: 1-10 // Neutral: 1-1)

Big 12 Record: 3-15 (Home: 3-6 // Away: 0-9)

| Date | Rk | Opponent | W/L | Score | Record [Big 12] | High Scorer | High Rebounds | High Assists | High Steals | High Blocks | Attend. |
|---------|-------|-----------------------|-----|--------|-----------------|------------------|-----------------|-------------------|-------------------|-------------------|---------|
| Oct. 24 | rv/rv | @rv/rv Missouri | L | 91-100 | — | Haggerty (23) | Two players (6) | Haggerty (6) | Haggerty (2) | Two players (1) | — |
| Oct. 29 | rv/rv | @NEWMAN | W | 112-90 | — | Haggerty (27) | Ikegwuruka (6) | Haggerty (10) | Rapieque (5) | Three players (2) | 6,901 |
| Nov. 5 | rv/rv | UNC GREENSBORO | W | 93-64 | 1-0 | Haggerty (27) | N. Johnson (9) | N. Johnson (9) | Rapieque (3) | Two players (2) | 7,765 |
| Nov. 8 | rv/rv | BELLARMINE | W | 98-71 | 2-0 | Haggerty (23) | N. Johnson (7) | Haggerty (11) | Two players (2) | Two players (1) | 8,040 |
| Nov. 13 | rv/rv | CALIFORNIA | W | 99-96 | 3-0 | Haggerty (23) | Castillo (4) | Haggerty (6) | Two players (2) | Buca (4) | 7,521 |
| Nov. 17 | rv/— | TULSA | W | 84-83 | 4-0 | Haggerty (31) | Haggerty (10) | N. Johnson (4) | Haggerty (2) | Two players (1) | 7,123 |
| Nov. 20 | rv/— | vs. Mississippi State | W | 98-77 | 5-0 | Haggerty (37) | Haggerty (7) | Haggerty (8) | Two players (2) | Four players (1) | 5,278 |
| Nov. 21 | rv/— | vs. Nebraska | L | 85-86 | 5-1 | Haggerty (27) | Haggerty (6) | Haggerty (7) | Five players (1) | McGriff (2) | 6,743 |
| Nov. 25 | —/— | @25/24 Indiana | L | 69-86 | 5-2 | Haggerty (16) | Two players (5) | Three players (2) | Three players (2) | Two players (1) | 12,342 |
| Dec. 1 | —/— | BOWLING GREEN | L | 66-82 | 5-3 | Castillo (22) | Ikegwuruka (7) | Three players (2) | N. Johnson (2) | McGriff (3) | 6,917 |
| Dec. 6 | —/— | rv/— SETON HALL | L | 67-78 | 5-4 | McGriff (12) | McGriff (8) | Haggerty (6) | Haggerty (3) | Two players (3) | 9,195 |
| Dec. 8 | —/— | MISSISSIPPI VALLEY | W | 108-49 | 6-4 | Haggerty (28) | Two players (6) | N. Johnson (6) | N. Johnson (5) | Buca (5) | 6,682 |
| Dec. 13 | —/— | @Creighton | W | 83-76 | 7-4 | Castillo (19) | Two players (6) | N. Johnson (6) | N. Johnson (4) | McGriff (2) | 16,657 |
| Dec. 20 | —/— | SOUTH DAKOTA | W | 106-76 | 8-4 | Haggerty (24) | Two players (6) | Two players (5) | N. Johnson (5) | McGriff (4) | 7,287 |
| Dec. 28 | —/— | ULM | W | 94-85 | 9-4 | Haggerty (24) | Haggerty (8) | Rapieque (6) | Two players (2) | Two players (1) | 8,163 |
| Jan. 3 | —/— | 10/10 BYU* | L | 73-83 | 9-5 [0-1] | Haggerty (24) | McGriff (8) | Haggerty (6) | Haggerty (4) | Two players (1) | 11,010 |
| Jan. 7 | —/— | @1/2 Arizona* | L | 76-101 | 9-6 [0-2] | Haggerty (19) | Manning (7) | Haggerty (7) | Ikegwuruka (2) | Buca (3) | 14,357 |
| Jan. 10 | —/— | @Arizona State* | L | 84-87 | 9-7 [0-3] | Haggerty (25) | Buca (8) | Bashir (4) | Manning (3) | Manning (2) | 7,133 |
| Jan. 14 | —/— | rv/rv UCF* | L | 73-82 | 9-8 [0-4] | Haggerty (23) | Manning (7) | N. Johnson (10) | N. Johnson (3) | N. Johnson (1) | 7,033 |
| Jan. 17 | —/— | @Oklahoma State* | L | 83-84 | 9-9 [0-5] | Haggerty (21) | Haggerty (8) | Two players (5) | Four players (1) | Two players (2) | 6,838 |
| Jan. 20 | —/— | UTAH* | W | 81-78 | 10-9 [1-5] | Haggerty (34) | Haggerty (8) | N. Johnson (6) | Two players (2) | Two players (1) | 8,061 |
| Jan. 24 | —/— | 19/19 KANSAS* | L | 62-86 | 10-10 [1-6] | Haggerty (23) | Buca (11) | Two players (4) | Manning (3) | Buca (1) | 9,111 |
| Jan. 27 | —/— | @West Virginia* | L | 54-59 | 10-11 [1-7] | Haggerty (16) | Manning (9) | N. Johnson (4) | N. Johnson (3) | Buca (3) | 10,809 |
| Feb. 1 | —/— | 8/9 IOWA STATE* | L | 61-95 | 10-12 [1-8] | Haggerty (23) | Haggerty (9) | N. Johnson (5) | N. Johnson (3) | Manning (2) | 8,031 |
| Feb. 7 | —/— | @TCU* | L | 82-84 | 10-13 [1-9] | Haggerty (30) | Manning (6) | N. Johnson (11) | N. Johnson (6) | McGriff (3) | 5,176 |
| Feb. 11 | —/— | CINCINNATI* | L | 62-91 | 10-14 [1-10] | Haggerty (24) | Manning (9) | Two players (4) | Two players (2) | Manning (2) | 7,274 |
| Feb. 14 | —/— | @3/3 Houston* | L | 64-78 | 10-15 [1-11] | Haggerty (23) | N. Johnson (10) | N. Johnson (4) | Two players (3) | Buca (2) | 7,035 |
| Feb. 17 | —/— | BAYLOR* | W | 90-74 | 11-15 [2-11] | Haggerty (34) | Manning (8) | N. Johnson (9) | N. Johnson (6) | McGriff (2) | 6,789 |
| Feb. 21 | —/— | @13/13 Texas Tech* | L | 72-100 | 11-16 [2-12] | Haggerty (17) | McGriff (8) | Two players (2) | Three players (1) | Manning (3) | 14,644 |
| Feb. 25 | —/— | @Colorado* | L | 70-79 | 11-17 [2-13] | Haggerty (25) | Haggerty (10) | Haggerty (4) | N. Johnson (3) | Two players (1) | 6,058 |
| Feb. 28 | —/— | TCU* | L | 68-77 | 11-18 [2-14] | Haggerty (18) | Manning (10) | N. Johnson (9) | N. Johnson (3) | N. Johnson (3) | 8,184 |
| Mar. 3 | —/— | WEST VIRGINIA* | W | 65-63 | 12-18 [3-14] | McGriff (18) | N. Johnson (9) | N. Johnson (7) | N. Johnson (5) | McGriff (2) | 6,705 |
| Mar. 7 | —/— | @14/15 Kansas* | L | 85-104 | 12-19 [3-15] | Two players (21) | Two players (7) | N. Johnson (3) | Haggerty (3) | McGriff (2) | 15,300 |
| Mar. 10 | —/— | 4vs. [10] BYU | | | | | | | | | |

- 1 – Exhibition (Mizzou Arena, Columbia, Mo.)
- 2 – Exhibition (Bramlage Coliseum, Manhattan, Kan.)
- 3 – Hall of Fame Classic (T-Mobile Center, Kansas City, Mo.)
- 4 – Phillips 66 Big 12 Conference Tournament (T-Mobile Center, Kansas City, Mo.)
- * – Big 12 Conference game

Attendance / Record Summary

► Overall

| Site | G | W-L | Total | Avg. | High |
|--------------|-----------|--------------|----------------|--------------|---------------------------------------|
| Home | 18 | 10-8 | 140,891 | 7,827 | 11,010 vs. BYU (1/3/26) |
| Away | 11 | 1-10 | 116,349 | 10,577 | 16,657 at Creighton (12/13/25) |
| Neutral | 2 | 1-1 | 12,021 | 6,011 | 6,743 vs. Nebraska (11/21/25) |
| Total | 31 | 12-19 | 269,261 | 8,686 | 16,657 at Creighton (12/13/25) |

► Big 12

| Site | G | W-L | Total | Avg. | High |
|--------------|-----------|-------------|----------------|--------------|----------------------------------|
| Home | 9 | 3-6 | 72,198 | 8,022 | 11,010 vs. BYU (1/3/26) |
| Away | 9 | 0-9 | 87,350 | 9,706 | 15,300 at Kansas (3/7/26) |
| Neutral | — | — | — | — | — |
| Total | 18 | 3-15 | 159,548 | 8,864 | 15,300 at Kansas (3/7/26) |

Win/Loss Margin

| | 1 | 2 | 3 | 4 | 5 | 6 | 7 | 8 | 9 | 10 | 11 | 12 | 13 | 14 | 15 | 16 | 17 | 18 | 19 | 20-24 | 25+ |
|-------------|---|---|---|---|---|---|---|---|---|----|----|----|----|----|----|----|----|----|----|-------|-----|
| Wins (12) | 1 | 1 | 2 | | | | 1 | | 1 | | | | | | | 1 | | | | 1 | 4 |
| Losses (19) | 2 | 1 | 1 | | 1 | | | | 3 | 1 | 1 | | | 1 | | 1 | 1 | | 1 | 1 | 4 |

Largest Leads / Deficits

► When Leading

| | |
|---------------------------------|---|
| Largest Margin of Victory | 59 vs. Mississippi Valley State (12/8/25) |
| Largest Overall Lead | 61 vs. Mississippi Valley State (12/8/25) |
| Largest Halftime Lead | 34 vs. Mississippi Valley State (12/8/25) |
| Largest Lead in a Loss | 18 at TCU (2/7/26) |
| Largest Halftime Lead in a Loss | 4 at TCU (2/7/26) |
| Largest K-State Run | 21-0 vs. West Virginia (3/3/26) |

► When Trailing

| | |
|-----------------------------------|---------------------------------|
| Largest Margin of Defeat | 34 vs. Iowa State (2/1/26) |
| Largest Overall Deficit | 39 vs. Iowa State (2/1/26) |
| Largest Halftime Deficit | 29 vs. Iowa State (2/1/26) |
| Largest Deficit Overcome in a Win | 10 vs. UNC Greensboro (11/4/25) |
| Largest Halftime Deficit in a Win | 3 vs. West Virginia (3/3/26) |
| Largest Opponent Run | 19-0 by Houston (2/14/26) |

2025-26 SEASON BOX SCORE

Game Records

| Record | Overall | Home | Away | Neutral |
|----------------|---------|------|------|---------|
| ALL GAMES | 12-19 | 10-8 | 1-10 | 1-1 |
| CONFERENCE | 3-15 | 3-6 | 0-9 | 0-0 |
| NON-CONFERENCE | 9-4 | 7-2 | 1-1 | 1-1 |

Score by Periods

| Team | 1st | 2nd | OT | TOT |
|------------|------|------|----|------|
| Kansas St. | 1155 | 1300 | 0 | 2455 |
| Opponents | 1206 | 1308 | 0 | 2514 |

Team Box Score

| No. | Player | | | | Total | | 3-Point | | F-Throw | | Rebounds | | | | | | | | PTS | AVG | | |
|------------------|------------------|-----------|-------------|------|-----------------|-------------|----------------|-------------|----------------|-------------|------------|------------|-------------|-------------|------------|-----------|------------|------------|------------|------------|-------------|-------------|
| | | GP-GS | MIN | AVG | FG-FGA | FG% | 3FG-3FGA | 3FG% | FT-FTA | FT% | OFF | DEF | TOT | AVG | PF | DQ | A | TO | | | BLK | STL |
| 4 | HAGGERTY, PJ | 30-30 | 1053:13 | 35.1 | 263-534 | .493 | 38-110 | .345 | 134-193 | .694 | 36 | 122 | 158 | 5.3 | 78 | 0 | 117 | 99 | 1 | 35 | 698 | 23.3 |
| 1 | BASHIR JR., Abdi | 18-18 | 444:17 | 24.7 | 80-190 | .421 | 67-151 | .444 | 11-16 | .688 | 4 | 36 | 40 | 2.2 | 22 | 0 | 41 | 20 | 0 | 9 | 238 | 13.2 |
| 34 | JOHNSON, Nate | 31-31 | 1011:54 | 32.6 | 132-296 | .446 | 59-149 | .396 | 66-78 | .846 | 25 | 129 | 154 | 5.0 | 72 | 1 | 143 | 75 | 7 | 70 | 389 | 12.5 |
| 10 | CASTILLO, David | 31-15 | 870:50 | 28.1 | 115-287 | .401 | 56-158 | .354 | 39-48 | .813 | 10 | 52 | 62 | 2.0 | 64 | 1 | 55 | 41 | 1 | 13 | 325 | 10.5 |
| 21 | MCGRIFF, Khamari | 27-27 | 550:11 | 20.4 | 105-156 | .673 | 1-5 | .200 | 47-68 | .691 | 43 | 75 | 118 | 4.4 | 90 | 5 | 28 | 26 | 30 | 17 | 258 | 9.6 |
| 47 | KOSTIC, Andrej | 22-0 | 299:38 | 13.6 | 39-102 | .382 | 30-78 | .385 | 10-13 | .769 | 10 | 28 | 38 | 1.7 | 29 | 0 | 21 | 20 | 2 | 8 | 118 | 5.4 |
| 15 | MANNING, Taj | 29-16 | 591:16 | 20.4 | 47-97 | .485 | 4-26 | .154 | 23-33 | .697 | 61 | 86 | 147 | 5.1 | 60 | 2 | 28 | 20 | 21 | 21 | 121 | 4.2 |
| 0 | RAPIEQUE, Elias | 19-12 | 302:02 | 15.9 | 28-62 | .452 | 10-25 | .400 | 6-17 | .353 | 20 | 27 | 47 | 2.5 | 56 | 2 | 29 | 14 | 5 | 14 | 72 | 3.8 |
| 3 | JONES, CJ | 30-1 | 514:06 | 17.1 | 37-125 | .296 | 14-66 | .212 | 15-18 | .833 | 11 | 43 | 54 | 1.8 | 37 | 1 | 37 | 23 | 4 | 18 | 103 | 3.4 |
| 22 | BUCA, Dorin | 27-4 | 346:17 | 12.8 | 34-67 | .507 | 2-11 | .182 | 16-30 | .533 | 39 | 50 | 89 | 3.3 | 54 | 3 | 14 | 31 | 35 | 5 | 86 | 3.2 |
| 6 | JOHNSON, Marcus | 13-0 | 82:32 | 6.3 | 8-30 | .267 | 8-27 | .296 | 2-3 | .667 | 3 | 12 | 15 | 1.2 | 11 | 0 | 6 | 9 | 0 | 0 | 26 | 2.0 |
| 14 | IKEGWURUKA, Mobi | 10-1 | 124:54 | 12.5 | 8-14 | .571 | 0-0 | .000 | 3-6 | .500 | 7 | 13 | 20 | 2.0 | 22 | 0 | 4 | 6 | 4 | 8 | 19 | 1.9 |
| 23 | OSEI, Stephen | 3-0 | 08:49 | 2.9 | 1-3 | .333 | 0-0 | .000 | 0-0 | .000 | 2 | 1 | 3 | 1.0 | 1 | 0 | 0 | 3 | 0 | 0 | 2 | 0.7 |
| Team | | | | | | | | | | | 53 | 61 | 114 | | | | | 12 | | | | |
| Total | | 31 | 6200 | | 897-1963 | .457 | 289-806 | .359 | 372-523 | .711 | 324 | 735 | 1059 | 34.2 | 596 | 15 | 523 | 399 | 110 | 218 | 2455 | 79.2 |
| Opponents | | 31 | 6200 | | 884-1937 | .456 | 250-743 | .336 | 496-689 | .720 | 374 | 781 | 1155 | 37.3 | 483 | 6 | 506 | 392 | 127 | 228 | 2514 | 81.1 |

2025-26 BIG 12-ONLY SEASON BOX SCORE

Game Records

| Record | Overall | Home | Away | Neutral |
|----------------|---------|------|------|---------|
| ALL GAMES | 3-15 | 3-6 | 0-9 | 0-0 |
| CONFERENCE | 3-15 | 3-6 | 0-9 | 0-0 |
| NON-CONFERENCE | 0-0 | 0-0 | 0-0 | 0-0 |

Score by Periods

| Team | 1st | 2nd | OT | TOT |
|------------|-----|-----|----|------|
| Kansas St. | 603 | 702 | 0 | 1305 |
| Opponents | 746 | 759 | 0 | 1505 |

Team Box Score

| No. | Player | | | | Total | | 3-Point | | F-Throw | | Rebounds | | | | | | | | PTS | AVG | | |
|------------------|------------------|-----------|-------------|------|-----------------|-------------|----------------|-------------|----------------|-------------|------------|------------|------------|-------------|------------|-----------|------------|------------|-----------|------------|-------------|-------------|
| | | GP-GS | MIN | AVG | FG-FGA | FG% | 3FG-3FGA | 3FG% | FT-FTA | FT% | OFF | DEF | TOT | AVG | PF | DQ | A | TO | | | BLK | STL |
| 4 | HAGGERTY, PJ | 17-17 | 634:59 | 37.4 | 159-331 | .480 | 22-67 | .328 | 60-94 | .638 | 21 | 71 | 92 | 5.4 | 47 | 0 | 59 | 49 | 0 | 23 | 400 | 23.5 |
| 1 | BASHIR JR., Abdi | 5-5 | 142:42 | 28.5 | 24-64 | .375 | 18-49 | .367 | 5-6 | .833 | 2 | 8 | 10 | 2.0 | 6 | 0 | 9 | 6 | 0 | 3 | 71 | 14.2 |
| 34 | JOHNSON, Nate | 18-18 | 611:07 | 34.0 | 74-183 | .404 | 32-88 | .364 | 48-55 | .873 | 12 | 73 | 85 | 4.7 | 41 | 1 | 92 | 52 | 4 | 42 | 228 | 12.7 |
| 21 | MCGRIFF, Khamari | 14-14 | 288:51 | 20.6 | 53-84 | .631 | 0-2 | .000 | 21-29 | .724 | 16 | 44 | 60 | 4.3 | 50 | 4 | 15 | 15 | 12 | 7 | 127 | 9.1 |
| 10 | CASTILLO, David | 18-13 | 565:36 | 31.4 | 54-161 | .335 | 28-87 | .322 | 16-20 | .800 | 2 | 27 | 29 | 1.6 | 46 | 1 | 22 | 24 | 0 | 9 | 152 | 8.4 |
| 47 | KOSTIC, Andrej | 12-0 | 194:23 | 16.2 | 25-61 | .410 | 23-53 | .434 | 6-8 | .750 | 0 | 17 | 17 | 1.4 | 18 | 0 | 7 | 12 | 1 | 5 | 79 | 6.6 |
| 15 | MANNING, Taj | 18-16 | 491:16 | 27.3 | 37-77 | .481 | 3-18 | .167 | 18-27 | .667 | 47 | 63 | 110 | 6.1 | 56 | 2 | 25 | 18 | 17 | 18 | 95 | 5.3 |
| 0 | RAPIEQUE, Elias | 6-2 | 72:35 | 12.1 | 8-18 | .444 | 5-13 | .385 | 1-4 | .250 | 4 | 7 | 11 | 1.8 | 13 | 1 | 5 | 2 | 1 | 1 | 22 | 3.7 |
| 3 | JONES, CJ | 17-1 | 300:31 | 17.7 | 21-79 | .266 | 8-45 | .178 | 5-6 | .833 | 7 | 18 | 25 | 1.5 | 23 | 1 | 22 | 14 | 3 | 11 | 55 | 3.2 |
| 22 | BUCA, Dorin | 15-4 | 213:55 | 14.3 | 21-42 | .500 | 2-8 | .250 | 3-10 | .300 | 24 | 26 | 50 | 3.3 | 35 | 2 | 6 | 20 | 16 | 5 | 47 | 3.1 |
| 14 | IKEGWURUKA, Mobi | 2-0 | 19:13 | 9.6 | 3-5 | .600 | 0-0 | .000 | 0-0 | .000 | 0 | 1 | 1 | 0.5 | 3 | 0 | 0 | 1 | 0 | 4 | 6 | 3.0 |
| 6 | JOHNSON, Marcus | 9-0 | 64:53 | 7.2 | 7-26 | .269 | 7-23 | .304 | 2-3 | .667 | 3 | 7 | 10 | 1.1 | 8 | 0 | 6 | 7 | 0 | 0 | 23 | 2.6 |
| Team | | | | | | | | | | | 32 | 33 | 65 | | | | | 10 | | | | |
| Total | | 18 | 3600 | | 486-1131 | .430 | 148-453 | .327 | 185-262 | .706 | 170 | 395 | 565 | 31.4 | 346 | 12 | 268 | 230 | 54 | 128 | 1305 | 72.5 |
| Opponents | | 18 | 3600 | | 533-1128 | .473 | 143-419 | .341 | 296-411 | .720 | 230 | 501 | 731 | 40.6 | 263 | 3 | 311 | 219 | 84 | 126 | 1505 | 83.6 |

2025-26 HOME-ONLY BOX SCORE

Game Records

| Record | Overall | Home | Away | Neutral |
|----------------|---------|------|------|---------|
| ALL GAMES | 10-8 | 10-8 | 0-0 | 0-0 |
| CONFERENCE | 3-6 | 3-6 | 0-0 | 0-0 |
| NON-CONFERENCE | 7-2 | 7-2 | 0-0 | 0-0 |

Score by Periods

| Team | 1st | 2nd | OT | TOT |
|------------|-----|-----|----|------|
| Kansas St. | 693 | 757 | 0 | 1450 |
| Opponents | 678 | 735 | 0 | 1413 |

Team Box Score

| No. | Player | | | | Total | | 3-Point | | F-Throw | | Rebounds | | | | | | | | PTS | AVG | | |
|------------------|------------------|-----------|-------------|------|-----------------|-------------|----------------|-------------|----------------|-------------|------------|------------|------------|-------------|------------|----------|------------|------------|-----------|------------|-------------|-------------|
| | | GP-GS | MIN | AVG | FG-FGA | FG% | 3FG-3FGA | 3FG% | FT-FTA | FT% | OFF | DEF | TOT | AVG | PF | DQ | A | TO | | | BLK | STL |
| 4 | HAGGERTY, PJ | 17-17 | 574:57 | 33.8 | 153-287 | .533 | 16-47 | .340 | 89-124 | .718 | 20 | 74 | 94 | 5.5 | 38 | 0 | 72 | 56 | 1 | 22 | 411 | 24.2 |
| 1 | BASHIR JR., Abdi | 11-11 | 262:26 | 23.9 | 47-108 | .435 | 38-88 | .432 | 4-8 | .500 | 3 | 23 | 26 | 2.4 | 15 | 0 | 33 | 10 | 0 | 6 | 136 | 12.4 |
| 34 | JOHNSON, Nate | 18-18 | 578:17 | 32.1 | 78-159 | .491 | 34-80 | .425 | 32-39 | .821 | 15 | 75 | 90 | 5.0 | 42 | 0 | 90 | 42 | 3 | 43 | 222 | 12.3 |
| 10 | CASTILLO, David | 18-9 | 488:24 | 27.1 | 78-179 | .436 | 38-99 | .384 | 19-27 | .704 | 5 | 33 | 38 | 2.1 | 33 | 0 | 34 | 30 | 0 | 6 | 213 | 11.8 |
| 21 | MCGRIFF, Khamari | 15-15 | 328:31 | 21.9 | 67-94 | .713 | 0-4 | .000 | 31-48 | .646 | 30 | 41 | 71 | 4.7 | 48 | 2 | 14 | 15 | 18 | 13 | 165 | 11.0 |
| 47 | KOSTIC, Andrej | 13-0 | 183:06 | 14.1 | 26-65 | .400 | 19-48 | .396 | 6-8 | .750 | 7 | 22 | 29 | 2.2 | 21 | 0 | 15 | 14 | 1 | 7 | 77 | 5.9 |
| 15 | MANNING, Taj | 17-9 | 347:11 | 20.4 | 25-57 | .439 | 3-19 | .158 | 10-15 | .667 | 35 | 55 | 90 | 5.3 | 29 | 0 | 17 | 14 | 12 | 12 | 63 | 3.7 |
| 3 | JONES, CJ | 18-1 | 321:06 | 17.8 | 21-74 | .284 | 7-37 | .189 | 12-15 | .800 | 6 | 29 | 35 | 1.9 | 15 | 0 | 21 | 14 | 4 | 11 | 61 | 3.4 |
| 22 | BUCA, Dorin | 16-3 | 215:14 | 13.5 | 20-37 | .541 | 0-6 | .000 | 9-21 | .429 | 23 | 31 | 54 | 3.4 | 34 | 1 | 10 | 22 | 22 | 3 | 49 | 3.1 |
| 0 | RAPIEQUE, Elias | 11-6 | 163:33 | 14.9 | 12-28 | .429 | 3-8 | .375 | 4-11 | .364 | 9 | 10 | 19 | 1.7 | 29 | 0 | 20 | 8 | 4 | 10 | 31 | 2.8 |
| 14 | IKEGWURUKA, Mobi | 6-1 | 84:54 | 14.1 | 5-10 | .500 | 0-0 | .000 | 3-6 | .500 | 6 | 10 | 16 | 2.7 | 13 | 0 | 4 | 4 | 2 | 3 | 13 | 2.2 |
| 6 | JOHNSON, Marcus | 7-0 | 47:10 | 6.7 | 3-18 | .167 | 3-15 | .200 | 0-0 | .000 | 1 | 6 | 7 | 1.0 | 5 | 0 | 2 | 5 | 0 | 0 | 9 | 1.3 |
| 23 | OSEI, Stephen | 1-0 | 05:12 | 5.2 | 0-0 | .000 | 0-0 | .000 | 0-0 | .000 | 1 | 1 | 2 | 2.0 | 1 | 0 | 0 | 3 | 0 | 0 | 0 | 0.0 |
| Team | | | | | | | | | | | 27 | 31 | 58 | | | | 9 | | | | | |
| Total | | 18 | 3600 | | 535-1116 | .479 | 161-451 | .357 | 219-322 | .680 | 188 | 441 | 629 | 34.9 | 323 | 3 | 332 | 246 | 67 | 136 | 1450 | 80.6 |
| Opponents | | 18 | 3600 | | 506-1131 | .447 | 144-409 | .352 | 257-366 | .702 | 217 | 414 | 631 | 35.1 | 282 | 4 | 296 | 236 | 61 | 154 | 1413 | 78.5 |

2025-26 ROAD-ONLY SEASON BOX SCORE

Game Records

| Record | Overall | Home | Away | Neutral |
|----------------|---------|------|------|---------|
| ALL GAMES | 1-10 | 0-0 | 1-10 | 0-0 |
| CONFERENCE | 0-9 | 0-0 | 0-9 | 0-0 |
| NON-CONFERENCE | 1-1 | 0-0 | 1-1 | 0-0 |

Score by Periods

| Team | 1st | 2nd | OT | TOT |
|------------|-----|-----|----|-----|
| Kansas St. | 383 | 439 | 0 | 822 |
| Opponents | 447 | 491 | 0 | 938 |

Team Box Score

| No. | Player | | | | Total | | 3-Point | | F-Throw | | Rebounds | | | | | | | | PTS | AVG | | |
|------------------|------------------|-----------|-------------|------|----------------|-------------|----------------|-------------|----------------|-------------|------------|------------|------------|-------------|------------|-----------|------------|------------|-----------|-----------|------------|-------------|
| | | GP-GS | MIN | AVG | FG-FGA | FG% | 3FG-3FGA | 3FG% | FT-FTA | FT% | OFF | DEF | TOT | AVG | PF | DQ | A | TO | | | BLK | STL |
| 4 | HAGGERTY, PJ | 11-11 | 406:33 | 37.0 | 86-205 | .420 | 17-51 | .333 | 34-56 | .607 | 12 | 39 | 51 | 4.6 | 34 | 0 | 30 | 38 | 0 | 11 | 223 | 20.3 |
| 34 | JOHNSON, Nate | 11-11 | 367:54 | 33.4 | 44-116 | .379 | 21-58 | .362 | 32-37 | .865 | 9 | 46 | 55 | 5.0 | 25 | 1 | 45 | 30 | 4 | 25 | 141 | 12.8 |
| 1 | BASHIR JR., Abdi | 5-5 | 129:22 | 25.9 | 22-57 | .386 | 18-42 | .429 | 2-3 | .667 | 1 | 6 | 7 | 1.4 | 7 | 0 | 6 | 6 | 0 | 2 | 64 | 12.8 |
| 10 | CASTILLO, David | 11-6 | 338:00 | 30.7 | 33-95 | .347 | 16-52 | .308 | 13-13 | 1.000 | 3 | 16 | 19 | 1.7 | 28 | 1 | 17 | 10 | 1 | 6 | 95 | 8.6 |
| 21 | MCGRIFF, Khamari | 10-10 | 177:46 | 17.8 | 31-55 | .564 | 1-1 | 1.000 | 14-18 | .778 | 11 | 29 | 40 | 4.0 | 36 | 3 | 12 | 10 | 9 | 3 | 77 | 7.7 |
| 0 | RAPIEQUE, Elias | 6-4 | 101:17 | 16.9 | 14-26 | .538 | 5-12 | .417 | 1-4 | .250 | 8 | 13 | 21 | 3.5 | 20 | 2 | 5 | 3 | 0 | 3 | 34 | 5.7 |
| 15 | MANNING, Taj | 11-7 | 241:12 | 21.9 | 21-39 | .538 | 1-7 | .143 | 13-18 | .722 | 26 | 31 | 57 | 5.2 | 31 | 2 | 10 | 6 | 9 | 9 | 56 | 5.1 |
| 47 | KOSTIC, Andrej | 7-0 | 98:22 | 14.1 | 11-29 | .379 | 9-23 | .391 | 3-4 | .750 | 2 | 5 | 7 | 1.0 | 7 | 0 | 4 | 6 | 1 | 1 | 34 | 4.9 |
| 3 | JONES, CJ | 10-0 | 166:03 | 16.6 | 16-49 | .327 | 7-28 | .250 | 3-3 | 1.000 | 5 | 10 | 15 | 1.5 | 18 | 1 | 13 | 8 | 0 | 6 | 42 | 4.2 |
| 22 | BUCA, Dorin | 9-1 | 116:57 | 13.0 | 13-27 | .481 | 2-4 | .500 | 7-9 | .778 | 15 | 17 | 32 | 3.6 | 19 | 2 | 4 | 8 | 12 | 2 | 35 | 3.9 |
| 6 | JOHNSON, Marcus | 6-0 | 35:23 | 5.9 | 5-12 | .417 | 5-12 | .417 | 2-3 | .667 | 2 | 6 | 8 | 1.3 | 6 | 0 | 4 | 4 | 0 | 0 | 17 | 2.8 |
| 14 | IKEGWURUKA, Mobi | 2-0 | 20:27 | 10.2 | 2-2 | 1.000 | 0-0 | .000 | 0-0 | .000 | 1 | 1 | 2 | 1.0 | 6 | 0 | 0 | 0 | 1 | 4 | 4 | 2.0 |
| 23 | OSEI, Stephen | 1-0 | 00:44 | 0.7 | 0-0 | .000 | 0-0 | .000 | 0-0 | .000 | 0 | 0 | 0 | 0.0 | 0 | 0 | 0 | 0 | 0 | 0 | 0 | 0.0 |
| Team | | | | | | | | | | | 20 | 26 | 46 | | | | 3 | | | | | |
| Total | | 11 | 2200 | | 298-712 | .419 | 102-290 | .352 | 124-168 | .738 | 115 | 245 | 360 | 32.7 | 237 | 12 | 150 | 132 | 37 | 72 | 822 | 74.7 |
| Opponents | | 11 | 2200 | | 319-685 | .466 | 91-277 | .329 | 209-280 | .746 | 140 | 318 | 458 | 41.6 | 170 | 2 | 183 | 130 | 61 | 65 | 938 | 85.3 |

2025-26 WINS-ONLY BOX SCORE

Game Records

| Record | Overall | Home | Away | Neutral |
|----------------|---------|------|------|---------|
| ALL GAMES | 12-0 | 10-0 | 1-0 | 1-0 |
| CONFERENCE | 3-0 | 3-0 | 0-0 | 0-0 |
| NON-CONFERENCE | 9-0 | 7-0 | 1-0 | 1-0 |

Score by Periods

| Team | 1st | 2nd | OT | TOT |
|------------|-----|-----|----|------|
| Kansas St. | 536 | 563 | 0 | 1099 |
| Opponents | 395 | 497 | 0 | 892 |

Team Box Score

| No. | Player | | | | Total | | 3-Point | | F-Throw | | Rebounds | | | | | | | | PTS | AVG | | |
|------------------|------------------|-----------|-------------|------|----------------|-------------|----------------|-------------|----------------|-------------|------------|------------|------------|-------------|------------|----------|------------|------------|-----------|------------|-------------|-------------|
| | | GP-GS | MIN | AVG | FG-FGA | FG% | 3FG-3FGA | 3FG% | FT-FTA | FT% | OFF | DEF | TOT | AVG | PF | DQ | A | TO | | | BLK | STL |
| 4 | HAGGERTY, PJ | 11-11 | 357:46 | 32.5 | 107-185 | .578 | 16-36 | .444 | 65-80 | .813 | 12 | 50 | 62 | 5.6 | 24 | 0 | 48 | 36 | 1 | 12 | 295 | 26.8 |
| 34 | JOHNSON, Nate | 12-12 | 377:58 | 31.5 | 65-112 | .580 | 31-57 | .544 | 26-33 | .788 | 13 | 54 | 67 | 5.6 | 27 | 0 | 65 | 27 | 3 | 35 | 187 | 15.6 |
| 10 | CASTILLO, David | 12-3 | 300:20 | 25.0 | 57-113 | .504 | 29-61 | .475 | 17-20 | .850 | 4 | 27 | 31 | 2.6 | 18 | 0 | 29 | 21 | 1 | 6 | 160 | 13.3 |
| 1 | BASHIR JR., Abdi | 9-9 | 211:48 | 23.5 | 41-89 | .461 | 36-69 | .522 | 1-2 | .500 | 1 | 22 | 23 | 2.6 | 11 | 0 | 26 | 10 | 0 | 3 | 119 | 13.2 |
| 21 | MCGRIFF, Khamari | 11-11 | 229:52 | 20.9 | 47-67 | .701 | 1-3 | .333 | 27-34 | .794 | 19 | 29 | 48 | 4.4 | 34 | 1 | 9 | 9 | 14 | 10 | 122 | 11.1 |
| 47 | KOSTIC, Andrej | 11-0 | 135:49 | 12.3 | 20-52 | .385 | 13-35 | .371 | 5-7 | .714 | 8 | 15 | 23 | 2.1 | 15 | 0 | 16 | 9 | 1 | 3 | 58 | 5.3 |
| 0 | RAPIEQUE, Elias | 10-8 | 175:28 | 17.5 | 15-35 | .429 | 3-10 | .300 | 4-9 | .444 | 11 | 14 | 25 | 2.5 | 31 | 1 | 21 | 8 | 4 | 10 | 37 | 3.7 |
| 15 | MANNING, Taj | 11-3 | 177:40 | 16.2 | 13-24 | .542 | 1-6 | .167 | 7-9 | .778 | 18 | 29 | 47 | 4.3 | 10 | 0 | 8 | 4 | 5 | 5 | 34 | 3.1 |
| 3 | JONES, CJ | 12-1 | 215:12 | 17.9 | 14-44 | .318 | 4-19 | .211 | 4-5 | .800 | 3 | 22 | 25 | 2.1 | 10 | 0 | 15 | 11 | 1 | 8 | 36 | 3.0 |
| 14 | IKEGWURUKA, Mobi | 4-1 | 63:35 | 15.9 | 5-6 | .833 | 0-0 | .000 | 2-4 | .500 | 4 | 6 | 10 | 2.5 | 8 | 0 | 3 | 4 | 3 | 2 | 12 | 3.0 |
| 22 | BUCA, Dorin | 12-1 | 136:32 | 11.4 | 12-27 | .444 | 0-5 | .000 | 10-16 | .625 | 12 | 22 | 34 | 2.8 | 24 | 1 | 6 | 14 | 17 | 0 | 34 | 2.8 |
| 6 | JOHNSON, Marcus | 2-0 | 09:54 | 5.0 | 1-4 | .250 | 1-4 | .250 | 0-0 | .000 | 0 | 3 | 3 | 1.5 | 2 | 0 | 0 | 2 | 0 | 0 | 3 | 1.5 |
| 23 | OSEI, Stephen | 2-0 | 08:05 | 4.0 | 1-3 | .333 | 0-0 | .000 | 0-0 | .000 | 2 | 1 | 3 | 1.5 | 1 | 0 | 0 | 3 | 0 | 0 | 2 | 1.0 |
| Team | | | | | | | | | | | 20 | 28 | 48 | | | | | 1 | | | | |
| Total | | 12 | 2400 | | 398-761 | .523 | 135-305 | .443 | 168-219 | .767 | 127 | 322 | 449 | 37.4 | 215 | 3 | 246 | 159 | 50 | 94 | 1099 | 91.6 |
| Opponents | | 12 | 2400 | | 319-753 | .424 | 89-280 | .318 | 165-235 | .702 | 138 | 246 | 384 | 32.0 | 194 | 3 | 171 | 165 | 43 | 102 | 892 | 74.3 |

2025-26 LOSSES-ONLY SEASON BOX SCORE

Game Records

| Record | Overall | Home | Away | Neutral |
|----------------|---------|------|------|---------|
| ALL GAMES | 0-19 | 0-8 | 0-10 | 0-1 |
| CONFERENCE | 0-15 | 0-6 | 0-9 | 0-0 |
| NON-CONFERENCE | 0-4 | 0-2 | 0-1 | 0-1 |

Score by Periods

| Team | 1st | 2nd | OT | TOT |
|------------|-----|-----|----|------|
| Kansas St. | 619 | 737 | 0 | 1356 |
| Opponents | 811 | 811 | 0 | 1622 |

Team Box Score

| No. | Player | | | | Total | | 3-Point | | F-Throw | | Rebounds | | | | | | | | PTS | AVG | | |
|------------------|------------------|-----------|-------------|------|-----------------|-------------|----------------|-------------|----------------|-------------|------------|------------|------------|-------------|------------|-----------|------------|------------|-----------|------------|-------------|-------------|
| | | GP-GS | MIN | AVG | FG-FGA | FG% | 3FG-3FGA | 3FG% | FT-FTA | FT% | OFF | DEF | TOT | AVG | PF | DQ | A | TO | | | BLK | STL |
| 4 | HAGGERTY, PJ | 19-19 | 695:27 | 36.6 | 156-349 | .447 | 22-74 | .297 | 69-113 | .611 | 24 | 72 | 96 | 5.1 | 54 | 0 | 69 | 63 | 0 | 23 | 403 | 21.2 |
| 1 | BASHIR JR., Abdi | 9-9 | 232:29 | 25.8 | 39-101 | .386 | 31-82 | .378 | 10-14 | .714 | 3 | 14 | 17 | 1.9 | 11 | 0 | 15 | 10 | 0 | 6 | 119 | 13.2 |
| 34 | JOHNSON, Nate | 19-19 | 633:57 | 33.4 | 67-184 | .364 | 28-92 | .304 | 40-45 | .889 | 12 | 75 | 87 | 4.6 | 45 | 1 | 78 | 48 | 4 | 35 | 202 | 10.6 |
| 10 | CASTILLO, David | 19-12 | 570:30 | 30.0 | 58-174 | .333 | 27-97 | .278 | 22-28 | .786 | 6 | 25 | 31 | 1.6 | 46 | 1 | 26 | 20 | 0 | 7 | 165 | 8.7 |
| 21 | MCGRIFF, Khamari | 16-16 | 320:18 | 20.0 | 58-89 | .652 | 0-2 | .000 | 20-34 | .588 | 24 | 46 | 70 | 4.4 | 56 | 4 | 19 | 17 | 16 | 7 | 136 | 8.5 |
| 47 | KOSTIC, Andrej | 11-0 | 163:49 | 14.9 | 19-50 | .380 | 17-43 | .395 | 5-6 | .833 | 2 | 13 | 15 | 1.4 | 14 | 0 | 5 | 11 | 1 | 5 | 60 | 5.5 |
| 15 | MANNING, Taj | 18-13 | 413:36 | 23.0 | 34-73 | .466 | 3-20 | .150 | 16-24 | .667 | 43 | 57 | 100 | 5.6 | 50 | 2 | 20 | 16 | 16 | 16 | 87 | 4.8 |
| 0 | RAPIEQUE, Elias | 9-4 | 126:34 | 14.1 | 13-27 | .481 | 7-15 | .467 | 2-8 | .250 | 9 | 13 | 22 | 2.4 | 25 | 1 | 8 | 6 | 1 | 4 | 35 | 3.9 |
| 3 | JONES, CJ | 18-0 | 298:54 | 16.6 | 23-81 | .284 | 10-47 | .213 | 11-13 | .846 | 8 | 21 | 29 | 1.6 | 27 | 1 | 22 | 12 | 3 | 10 | 67 | 3.7 |
| 22 | BUCA, Dorin | 15-3 | 209:45 | 14.0 | 22-40 | .550 | 2-6 | .333 | 6-14 | .429 | 27 | 28 | 55 | 3.7 | 30 | 2 | 8 | 17 | 18 | 5 | 52 | 3.5 |
| 6 | JOHNSON, Marcus | 11-0 | 72:38 | 6.6 | 7-26 | .269 | 7-23 | .304 | 2-3 | .667 | 3 | 9 | 12 | 1.1 | 9 | 0 | 6 | 7 | 0 | 0 | 23 | 2.1 |
| 14 | IKEGWURUKA, Mobi | 6-0 | 61:19 | 10.2 | 3-8 | .375 | 0-0 | .000 | 1-2 | .500 | 3 | 7 | 10 | 1.7 | 14 | 0 | 1 | 2 | 1 | 6 | 7 | 1.2 |
| 23 | OSEI, Stephen | 1-0 | 00:44 | 0.7 | 0-0 | .000 | 0-0 | .000 | 0-0 | .000 | 0 | 0 | 0 | 0.0 | 0 | 0 | 0 | 0 | 0 | 0 | 0 | 0.0 |
| Team | | | | | | | | | | | 33 | 33 | 66 | | | | | 11 | | | | |
| Total | | 19 | 3800 | | 499-1202 | .415 | 154-501 | .307 | 204-304 | .671 | 197 | 413 | 610 | 32.1 | 381 | 12 | 277 | 240 | 60 | 124 | 1356 | 71.4 |
| Opponents | | 19 | 3800 | | 565-1184 | .477 | 161-463 | .348 | 331-454 | .729 | 236 | 535 | 771 | 40.6 | 289 | 3 | 335 | 227 | 84 | 126 | 1622 | 85.4 |

2025-26 GAME-BY-GAME STATISTICS

| Opponent | W/L | 1H | 2H | OT | TOT | +/- | FGM-A | Pct. | 3FM-A | Pct. | FTM-A | Pct. | OR | DR | TOT | +/- | A | TO | TO Mar | BLK | STL | PF |
|--------------------------|-----|----|----|----|-----|-----|-------|------|-------|------|-------|-------|----|----|-----|-----|----|----|--------|-----|-----|----|
| KANSAS STATE | W | 33 | 60 | — | 93 | +29 | 34-67 | 50.7 | 14-27 | 51.9 | 11-20 | 55.0 | 11 | 31 | 42 | +11 | 22 | 16 | +2 | 7 | 9 | 20 |
| UNC Greensboro | | 34 | 30 | — | 64 | | 23-61 | 37.7 | 6-20 | 30.0 | 12-20 | 60.0 | 10 | 21 | 31 | | 15 | 18 | | 3 | 11 | 17 |
| KANSAS STATE | W | 46 | 52 | — | 98 | +27 | 33-53 | 62.3 | 14-23 | 60.9 | 18-23 | 78.3 | 11 | 25 | 36 | +14 | 24 | 18 | -5 | 3 | 5 | 19 |
| Bellarmine | | 30 | 41 | — | 71 | | 28-61 | 45.9 | 4-20 | 20.0 | 11-17 | 64.7 | 11 | 11 | 22 | | 11 | 13 | | 1 | 12 | 20 |
| KANSAS STATE | W | 55 | 44 | — | 99 | +3 | 38-59 | 64.4 | 9-18 | 50.0 | 14-21 | 66.7 | 6 | 19 | 25 | -1 | 21 | 17 | 0 | 5 | 9 | 17 |
| California | | 34 | 62 | — | 96 | | 35-62 | 56.5 | 15-28 | 53.6 | 11-14 | 78.6 | 9 | 17 | 26 | | 21 | 17 | | 5 | 11 | 20 |
| KANSAS STATE | W | 39 | 45 | — | 84 | +1 | 30-68 | 44.1 | 5-24 | 20.8 | 19-21 | 90.5 | 12 | 28 | 40 | +2 | 18 | 10 | -1 | 2 | 5 | 19 |
| Tulsa | | 34 | 49 | — | 83 | | 27-66 | 40.9 | 8-30 | 26.7 | 21-29 | 72.4 | 14 | 24 | 38 | | 16 | 9 | | 1 | 7 | 16 |
| KANSAS STATE | W | 44 | 54 | — | 98 | +21 | 37-73 | 50.7 | 14-30 | 46.7 | 10-11 | 90.9 | 12 | 26 | 38 | +4 | 22 | 8 | +6 | 4 | 5 | 19 |
| vs. Mississippi State | | 36 | 41 | — | 77 | | 26-60 | 43.3 | 7-25 | 28.0 | 18-23 | 78.3 | 9 | 25 | 34 | | 11 | 14 | | 5 | 3 | 14 |
| KANSAS STATE | L | 35 | 50 | — | 85 | -1 | 27-62 | 43.5 | 12-35 | 34.3 | 19-22 | 86.4 | 9 | 23 | 32 | 0 | 19 | 13 | -1 | 2 | 5 | 17 |
| vs. Nebraska | | 45 | 41 | — | 86 | | 33-61 | 54.1 | 8-32 | 25.0 | 12-20 | 60.0 | 8 | 24 | 32 | | 16 | 12 | | 0 | 6 | 17 |
| KANSAS STATE | L | 27 | 42 | — | 69 | -17 | 24-57 | 42.1 | 8-20 | 40.0 | 13-15 | 86.7 | 8 | 20 | 28 | -7 | 10 | 19 | -2 | 2 | 6 | 25 |
| @Indiana | | 39 | 47 | — | 86 | | 27-57 | 47.4 | 10-33 | 30.3 | 22-29 | 75.9 | 11 | 24 | 35 | | 15 | 17 | | 4 | 7 | 20 |
| KANSAS STATE | L | 35 | 31 | — | 66 | -16 | 24-61 | 39.3 | 6-23 | 26.1 | 12-22 | 54.5 | 13 | 19 | 32 | -7 | 11 | 6 | +2 | 3 | 3 | 18 |
| Bowling Green | | 49 | 33 | — | 82 | | 28-62 | 45.2 | 12-26 | 46.2 | 14-19 | 73.7 | 15 | 24 | 39 | | 16 | 8 | | 2 | 3 | 15 |
| KANSAS STATE | L | 29 | 38 | — | 67 | -11 | 23-62 | 37.1 | 6-30 | 20.0 | 15-35 | 42.9 | 19 | 28 | 47 | +3 | 16 | 16 | -4 | 7 | 7 | 22 |
| Seton Hall | | 35 | 43 | — | 78 | | 28-72 | 38.9 | 5-23 | 21.7 | 17-22 | 77.3 | 15 | 29 | 44 | | 15 | 12 | | 5 | 10 | 22 |
| KANSAS STATE | W | 55 | 53 | — | 108 | +59 | 38-66 | 57.6 | 19-36 | 52.8 | 13-16 | 81.3 | 12 | 33 | 45 | +15 | 30 | 14 | +5 | 6 | 13 | 15 |
| Mississippi Valley State | | 21 | 28 | — | 49 | | 16-62 | 25.8 | 4-18 | 22.2 | 13-16 | 81.3 | 12 | 18 | 30 | | 11 | 19 | | 4 | 8 | 12 |
| KANSAS STATE | W | 51 | 32 | — | 83 | +7 | 29-68 | 42.6 | 12-28 | 42.9 | 13-15 | 86.7 | 15 | 27 | 42 | +7 | 14 | 7 | 0 | 4 | 5 | 16 |
| @Creighton | | 33 | 43 | — | 76 | | 25-63 | 39.7 | 12-32 | 37.5 | 14-15 | 93.3 | 11 | 24 | 35 | | 15 | 7 | | 7 | 4 | 13 |
| KANSAS STATE | W | 57 | 49 | — | 106 | +30 | 41-66 | 62.1 | 12-24 | 50.0 | 12-16 | 75.0 | 11 | 33 | 44 | +16 | 23 | 12 | 0 | 9 | 10 | 21 |
| South Dakota | | 34 | 42 | — | 76 | | 28-67 | 41.8 | 9-19 | 47.4 | 11-20 | 55.0 | 12 | 16 | 28 | | 18 | 12 | | 2 | 10 | 14 |
| KANSAS STATE | W | 46 | 48 | — | 94 | +9 | 33-70 | 47.1 | 10-35 | 28.6 | 18-24 | 75.0 | 15 | 28 | 43 | +13 | 25 | 13 | +2 | 2 | 8 | 23 |
| ULM | | 36 | 49 | — | 85 | | 27-55 | 49.1 | 7-18 | 38.9 | 24-34 | 70.6 | 7 | 23 | 30 | | 15 | 15 | | 4 | 10 | 20 |
| KANSAS STATE | L | 35 | 38 | — | 73 | -10 | 28-67 | 41.8 | 3-21 | 14.3 | 14-19 | 73.7 | 11 | 24 | 35 | -12 | 15 | 12 | +7 | 2 | 12 | 22 |
| BYU | | 45 | 38 | — | 83 | | 28-63 | 44.4 | 9-24 | 37.5 | 18-27 | 66.7 | 16 | 31 | 47 | | 17 | 19 | | 6 | 9 | 16 |
| KANSAS STATE | L | 36 | 40 | — | 76 | -25 | 26-77 | 33.8 | 8-36 | 22.2 | 16-19 | 84.2 | 12 | 20 | 32 | -23 | 14 | 10 | -2 | 4 | 6 | 29 |
| @Arizona | | 51 | 50 | — | 101 | | 34-69 | 49.3 | 3-16 | 18.8 | 30-39 | 76.9 | 15 | 40 | 55 | | 17 | 8 | | 8 | 8 | 19 |
| KANSAS STATE | L | 38 | 46 | — | 84 | -3 | 28-70 | 40.0 | 13-31 | 41.9 | 15-21 | 71.4 | 16 | 18 | 34 | -14 | 14 | 13 | +2 | 3 | 7 | 27 |
| @Arizona State | | 36 | 51 | — | 87 | | 30-64 | 46.9 | 3-22 | 13.6 | 24-32 | 75.0 | 18 | 30 | 48 | | 14 | 15 | | 10 | 6 | 17 |
| KANSAS STATE | L | 28 | 45 | — | 73 | -9 | 29-65 | 44.6 | 6-30 | 20.0 | 9-15 | 60.0 | 8 | 26 | 34 | -1 | 25 | 12 | -2 | 1 | 5 | 18 |
| UCF | | 42 | 40 | — | 82 | | 32-61 | 52.5 | 7-15 | 46.7 | 11-18 | 61.1 | 7 | 28 | 35 | | 18 | 10 | | 3 | 8 | 14 |
| KANSAS STATE | L | 43 | 40 | — | 83 | -1 | 33-66 | 50.0 | 15-33 | 45.5 | 2-5 | 40.0 | 13 | 26 | 39 | +2 | 22 | 16 | -9 | 5 | 4 | 22 |
| @Oklahoma State | | 48 | 36 | — | 84 | | 28-68 | 41.2 | 8-24 | 33.3 | 20-24 | 83.3 | 16 | 21 | 37 | | 14 | 7 | | 3 | 7 | 10 |
| KANSAS STATE | W | 46 | 35 | — | 81 | +3 | 31-62 | 50.0 | 12-23 | 52.2 | 7-10 | 70.0 | 7 | 22 | 29 | -5 | 17 | 10 | -1 | 2 | 4 | 13 |
| Utah | | 43 | 35 | — | 78 | | 32-65 | 49.2 | 8-23 | 34.8 | 6-10 | 60.0 | 10 | 24 | 34 | | 10 | 9 | | 4 | 5 | 14 |
| KANSAS STATE | L | 35 | 27 | — | 62 | -24 | 21-61 | 34.4 | 10-29 | 34.5 | 10-14 | 71.4 | 13 | 15 | 28 | -11 | 12 | 8 | +2 | 1 | 5 | 15 |
| Kansas | | 37 | 49 | — | 86 | | 31-58 | 53.4 | 4-16 | 25.0 | 20-24 | 83.3 | 12 | 27 | 39 | | 19 | 10 | | 4 | 2 | 13 |
| KANSAS STATE | L | 22 | 32 | — | 54 | -5 | 21-56 | 37.5 | 8-25 | 32.0 | 4-4 | 100.0 | 7 | 24 | 31 | -7 | 9 | 10 | +3 | 4 | 8 | 14 |
| @West Virginia | | 28 | 31 | — | 59 | | 23-55 | 41.8 | 7-24 | 29.2 | 6-9 | 66.7 | 10 | 28 | 38 | | 14 | 13 | | 3 | 6 | 12 |
| KANSAS STATE | L | 21 | 40 | — | 61 | -34 | 25-62 | 40.3 | 7-23 | 30.4 | 4-6 | 66.7 | 8 | 16 | 24 | -15 | 13 | 14 | -2 | 4 | 9 | 19 |
| Iowa State | | 50 | 45 | — | 95 | | 33-60 | 55.0 | 14-27 | 51.9 | 15-20 | 75.0 | 10 | 29 | 39 | | 28 | 12 | | 1 | 8 | 10 |
| KANSAS STATE | L | 46 | 36 | — | 82 | -2 | 33-63 | 52.4 | 11-26 | 42.3 | 5-8 | 62.5 | 8 | 17 | 25 | -15 | 24 | 12 | +1 | 5 | 8 | 23 |
| @TCU | | 42 | 42 | — | 84 | | 27-59 | 45.8 | 8-26 | 30.8 | 22-36 | 61.1 | 17 | 23 | 40 | | 18 | 13 | | 0 | 7 | 10 |
| KANSAS STATE | L | 31 | 31 | — | 62 | -29 | 25-62 | 40.3 | 6-25 | 24.0 | 6-9 | 66.7 | 11 | 18 | 29 | -8 | 11 | 16 | -3 | 3 | 4 | 13 |
| Cincinnati | | 53 | 38 | — | 91 | | 31-62 | 50.0 | 16-28 | 57.1 | 13-16 | 81.3 | 13 | 24 | 37 | | 21 | 13 | | 7 | 5 | 13 |
| KANSAS STATE | L | 19 | 45 | — | 64 | -14 | 20-57 | 35.1 | 8-26 | 30.8 | 16-25 | 64.0 | 11 | 26 | 37 | -5 | 13 | 17 | -2 | 3 | 10 | 24 |
| @Houston | | 33 | 45 | — | 78 | | 24-59 | 40.7 | 7-21 | 33.3 | 23-30 | 76.7 | 12 | 30 | 42 | | 18 | 15 | | 5 | 8 | 21 |
| KANSAS STATE | W | 41 | 49 | — | 90 | +16 | 34-60 | 56.7 | 8-17 | 47.1 | 14-17 | 82.4 | 5 | 26 | 31 | -10 | 18 | 18 | +1 | 2 | 13 | 18 |
| Baylor | | 34 | 40 | — | 74 | | 28-70 | 40.0 | 3-24 | 12.5 | 15-21 | 71.4 | 18 | 23 | 41 | | 12 | 19 | | 5 | 11 | 16 |
| KANSAS STATE | L | 35 | 37 | — | 72 | -28 | 28-64 | 43.8 | 6-20 | 30.0 | 10-17 | 58.8 | 9 | 19 | 28 | -12 | 8 | 6 | 0 | 3 | 3 | 18 |
| @Texas Tech | | 49 | 51 | — | 100 | | 34-62 | 54.8 | 13-28 | 46.4 | 19-23 | 82.6 | 10 | 30 | 40 | | 18 | 6 | | 8 | 1 | 15 |
| KANSAS STATE | L | 33 | 37 | — | 70 | -9 | 26-67 | 38.8 | 5-23 | 21.7 | 13-18 | 72.2 | 9 | 27 | 36 | -7 | 13 | 14 | +3 | 2 | 7 | 19 |
| @Colorado | | 42 | 37 | — | 79 | | 25-58 | 43.1 | 9-25 | 36.0 | 20-28 | 71.4 | 8 | 35 | 43 | | 16 | 17 | | 2 | 7 | 15 |
| KANSAS STATE | L | 38 | 30 | — | 68 | -9 | 28-56 | 50.0 | 8-23 | 34.8 | 4-9 | 44.4 | 5 | 26 | 31 | -5 | 19 | 18 | -10 | 4 | 7 | 18 |
| TCU | | 41 | 36 | — | 77 | | 27-63 | 42.9 | 7-27 | 25.9 | 16-23 | 69.6 | 11 | 25 | 36 | | 17 | 8 | | 4 | 12 | 12 |
| KANSAS STATE | W | 23 | 42 | — | 65 | +2 | 20-49 | 40.8 | 6-20 | 30.0 | 19-25 | 76.0 | 10 | 24 | 34 | -1 | 12 | 16 | -3 | 4 | 8 | 15 |
| West Virginia | | 26 | 37 | — | 63 | | 24-61 | 39.3 | 6-23 | 26.1 | 9-16 | 56.3 | 15 | 20 | 35 | | 16 | 13 | | 2 | 10 | 18 |
| KANSAS STATE | L | 33 | 52 | — | 85 | -19 | 30-67 | 44.8 | 8-22 | 36.4 | 17-21 | 81.0 | 7 | 21 | 28 | -17 | 9 | 8 | +4 | 2 | 8 | 21 |
| @Kansas | | 46 | 58 | — | 104 | | 42-71 | 59.2 | 11-26 | 42.3 | 9-15 | 60.0 | 12 | 33 | | | | | | | | |

2025-26 SUPERLATIVES

Individual

| Category | Kansas State | Opponent |
|--|--|---|
| Points Scored | 37 - P.J. Haggerty vs. Mississippi State (11/21/25) | 33 - Terrence Brown, Utah (1/20/26) |
| Field Goals | 15 - P.J. Haggerty vs. Utah (1/20/26) 15 - P.J. Haggerty vs. Baylor (2/17/26) | 14 - Terrence Brown, Utah (1/20/26) |
| Field Goals Attempted | 29 - P.J. Haggerty vs. Utah (1/20/26) | 24 - Terrence Brown, Utah (1/20/26) |
| Highest FG Percentage (min. 5 made) | 100.0 (8-of-8) - Khamari McGriff vs. Bellarmine (11/8/25) 100.0 (7-of-7) - David Castillo vs. Bellarmine (11/8/25) 100.0 (7-of-7) - Khamari McGriff at Oklahoma State (1/17/26) | 100.0 (6-of-6) - Sam Hoiberg, Nebraska (11/21/25) 100.0 (5-of-5) - Andrija Vukovic, Oklahoma State (1/17/26) 100.0 (6-of-6) - Flory Bidunga, Kansas (3/7/26) |
| Highest FG Percentage (min. 10 made) | 83.3 (10-of-12) - P.J. Haggerty vs. South Dakota (12/20/25) | 76.9 (10-of-13) - Flory Bidunga, Kansas (1/24/26) |
| 3-Point Field Goals Made | 7 - Abdi Bashir Jr. vs. Nebraska (11/21/25) | 7 - Chris Bell, California (11/13/25) |
| 3-Point Field Goals Attempted | 15 - Abdi Bashir Jr. vs. Nebraska (11/21/25) | 14 - Pryce Sandfort, Nebraska (11/21/25) |
| 3-Point Field Goal Percentage (min. 3 made) | 85.7 (6-of-7) - Nate Johnson vs. UNC Greensboro (11/4/25) | 77.8 (7-of-9) - Chris Bell, California (11/13/25) |
| Free Throws | 11 - P.J. Haggerty vs. Bellarmine (11/8/25) 11 - P.J. Haggerty vs. Tulsa (11/17/25) | 13 - Reed Bailey, Indiana (11/25/25) |
| Free Throws Attempted | 12 - P.J. Haggerty vs. Bellarmine (11/8/25) 12 - P.J. Haggerty vs. California (11/13/25) 12 - P.J. Haggerty vs. Tulsa (11/17/25) 12 - P.J. Haggerty at Arizona State (1/10/26) 12 - P.J. Haggerty vs. Kansas (1/24/26) | 15 - Reed Bailey, Indiana (11/25/25) |
| Free Throw Percentage (min. 5 made) | 100.0 (5-of-5) - Abdi Bashir Jr. vs. Nebraska (11/21/25) 100.0 (7-of-7) - Nate Johnson at Arizona (1/7/26) 100.0 (6-of-6) - Nate Johnson vs. Baylor (2/17/26) 100.0 (5-of-5) - Nate Johnson at Kansas (3/7/26) | 100.0 (8-of-8) - Myles Rigsby, Tulsa (11/17/25) 100.0 (6-of-6) - Sam Towns, Bowling Green (12/1/25) 100.0 (9-of-9) - A.J. Staton-McCray, Seton Hall (12/6/25) 100.0 (7-of-7) - Parsa Fallah, Oklahoma State (1/17/26) 100.0 (7-of-7) - Elmarko Jackson, Kansas (1/24/26) 100.0 (6-of-6) - Tre White, Kansas (1/24/26) 100.0 (6-of-6) - LeJuan Watts, Texas Tech (2/21/26) |
| Free Throw Percentage (min. 10 made) | 91.7 (11-of-12) - P.J. Haggerty vs. Bellarmine (11/8/25) 91.7 (11-of-12) - P.J. Haggerty vs. Tulsa (11/17/25) | 92.3 (12-of-13) - Krystian Lewis, ULM (12/28/25) |
| Offensive Rebounds | 8 - Dorin Buca vs. Kansas (1/24/26) | 7 - Tobe Awaka, Arizona (1/7/26) 7 - Santiago Trouet, Arizona State (1/10/26) 7 - Parsa Fallah, Oklahoma State (1/17/26) 7 - Tre White, Kansas (3/7/26) 7 - Melvin Council Jr, Kansas (3/7/26) |
| Defensive Rebounds | 8 - Nate Johnson vs. UNC Greensboro (11/4/25) 8 - Nate Johnson at Houston (2/14/26) 8 - P.J. Haggerty at Colorado (2/25/26) 8 - Nate Johnson vs. West Virginia (3/3/26) | 10 - Koa Peat, Arizona (1/7/26) 10 - Xavier Edmonds, TCU (2/28/26) |
| Total Rebounds | 11 - Dorin Buca vs. Kansas (1/24/26) | 13 - Xavier Edmonds, TCU (2/28/26) |
| Assists | 11 - P.J. Haggerty vs. Bellarmine (11/8/25) 11 - Nate Johnson at TCU (2/7/26) | 12 - Themus Fulks, UCF (1/14/26) 12 - Melvin Council Jr, Kansas (1/24/26) |
| Blocked Shots | 5 - Dorin Buca vs. Mississippi Valley State (12/8/25) | 5 - Massamba Diop, Arizona State (1/10/26) |
| Steals | 6 - Nate Johnson at TCU (2/7/26) 6 - Nate Johnson vs. Baylor (2/17/26) | 5 - Dai Dai Ames, California (11/13/25) |
| Minutes Played | 40 - P.J. Haggerty at Oklahoma State (1/17/26) 40 - P.J. Haggerty at Houston (2/14/26) 40 - Nate Johnson at Houston (2/14/26) | 38 - Michael James, Mississippi Valley State (12/8/25) 38 - Maurice Odum, Arizona State (1/10/26) 38 - Themus Fulks, UCF (1/14/26) 38 - Melvin Council Jr, Kansas (1/24/26) 38 - Honor Huff, West Virginia (3/3/26) |

Team

| K-State High | K-State Low | Category | Opponent High | Opponent Low |
|--|----------------------------------|--------------------------------------|-------------------------------|--|
| 108 vs. Mississippi Valley State (12/8/25) | 54 at West Virginia (1/27/26) | Points Scored | 104 by Kansas (3/7/26) | 49 by Mississippi Valley State (12/8/25) |
| 41 vs. South Dakota (12/20/25) | 20, twice | Field Goals | 42 by Kansas (3/7/26) | 16 by Mississippi Valley State (12/8/25) |
| ^77 at Arizona (1/7/26) | 49 vs. West Virginia (3/3/26) | Field Goals Attempted | 72 by Seton Hall (12/6/25) | 55 by West Virginia (1/27/26) |
| ^64.4 vs. California (11/13/25) | 33.8 at Arizona (1/7/26) | FG Percentage | 59.2 by Kansas (3/7/26) | 25.8 by Mississippi Valley State (12/8/25) |
| 19 vs. Mississippi Valley State (12/8/25) | 5, twice | 3-Point Field Goals Made | 16 by Cincinnati (2/11/26) | 3 by Baylor (2/17/26) |
| 36, twice | 17 vs Baylor (2/17/26) | 3-Point Field Goals Attempted | 33 by Indiana (11/25/25) | 18 by Mississippi Valley State (12/8/25) |
| 60.9 vs. Bellarmine (11/8/25) | 20.0, twice | 3-Point Field Goal Percentage | 57.1 by Cincinnati (2/11/26) | 12.5 by Baylor (2/17/26) |
| 19, 3 times | 2 at Oklahoma State (1/17/26) | Free Throws | 30 by Arizona (1/7/26) | 6, twice |
| 35 vs. Seton Hall (12/6/25) | 4 at West Virginia (1/27/26) | Free Throws Attempted | 39 by Arizona (1/7/26) | 9 by West Virginia (1/27/26) |
| 90.9 vs. Mississippi State (11/20/25) | 40.0 at Oklahoma State (1/17/26) | Free Throw Percentage | 93.3 by Creighton (12/13/25) | 55.0 by South Dakota (12/20/25) |
| 19 vs. Seton Hall (12/6/25) | 5, twice | Offensive Rebounds | 18, twice | 7 by UCF (1/14/26) |
| 33, twice | 15 vs. Kansas (1/24/26) | Defensive Rebounds | 40 by Arizona (1/7/26) | 11 by Bellarmine (11/8/25) |
| 47 vs. Seton Hall (12/6/25) | 24 vs. Iowa State (2/1/26) | Total Rebounds | 55 by Arizona (1/7/26) | 22 by Bellarmine (11/8/25) |
| 29 at Arizona (1/7/26) | 13, twice | Fouls | 22 by Seton Hall (12/6/25) | 10, 3 times |
| 3 at Arizona (1/7/26) | 0, 18 times | Fouled Out | 1, 3 times | 0, 25 times |
| 30 vs. Mississippi Valley State (12/8/25) | 8 at Texas Tech (2/21/26) | Assists | 28 by Iowa State (2/1/26) | 10 by Utah (1/20/26) |
| 19 at Indiana (11/25/25) | 6, twice | Turnovers | 19, twice | 6 by Texas Tech (2/21/26) |
| 9 vs. South Dakota (12/20/25) | 1, twice | Blocked Shots | 10 by Arizona State (1/10/26) | 0, twice |
| 13, twice | 3, twice | Steals | 12, twice | 1 by Texas Tech (2/21/26) |
| 556, twice | #18 vs. Kansas (1/24/26) | Points in Paint | 56 by Arizona (1/7/26) | 10 by Mississippi Valley State (12/8/25) |
| 26 at Houston (2/14/26) | 4 at Arizona (1/7/26) | Points off Turnovers | 28 by TCU (2/28/26) | 2 by Creighton (12/13/25) |
| 20 at Arizona State (1/10/26) | 4, 3 times | 2nd Chance Points | 24 by Arizona State (1/10/26) | 7, twice |
| 27, 3 times | 3 at Texas Tech (2/21/26) | Fast Break Points | 26 by Arizona (1/7/26) | 0 by Bowling Green (12/1/25) |
| 42 vs. South Dakota (12/20/25) | 6, 3 times | Bench Points | 56 by Kansas (3/7/26) | 9 by ULM (12/28/25) |
| 57 vs. South Dakota (12/20/25) | 19 at Houston (2/14/26) | Points/1st Half | 53 by Cincinnati (2/11/26) | 21 by Mississippi Valley State (12/8/25) |
| 67.6, twice | 20.8 at Houston (2/14/26) | FG Percentage/1st Half | 58.1 by Iowa State (2/1/26) | 19.4 by Mississippi Valley State (12/8/25) |
| 60 vs. UNC Greensboro (11/4/25) | 30 vs. TCU (2/28/26) | Points/2nd Half | 62 by California (11/13/25) | 28 by Mississippi Valley State (12/8/25) |
| 66.7 vs. Baylor (2/17/26) | 27.8 at Creighton (12/13/25) | FG Percentage/2nd Half | 76.7 by Kansas (3/7/26) | 32.3 by Mississippi Valley State (12/8/25) |
| — | — | Points/Overtime | — | — |
| — | — | FG Percentage/Overtime | — | — |

2025-26 LINEUP COMBINATIONS / NCAA RANKINGS

WILDCATS IN NCAA RANKINGS

Team Stats in the Top 50

| Category | Stat | Ranking |
|------------------|------|---------|
| Fastbreak Points | 14.7 | 28 |
| Assists/Game | 16.9 | 36 |

Player Stats in the Top 100

| Category | Player | Stat | Ranking |
|----------------|---------------|------|---------|
| Assists | Nate Johnson | 143 | 84 |
| Assists/Game | Nate Johnson | 4.6 | 93 |
| Field Goals | P.J. Haggerty | 263 | 2 |
| Field Goal Att | P.J. Haggerty | 534 | 3 |
| Free Throw Att | P.J. Haggerty | 193 | 57 |
| Minutes/Game | P.J. Haggerty | 35.1 | 61 |
| Points | P.J. Haggerty | 698 | 3 |
| Points/Game | P.J. Haggerty | 23.3 | 4 |
| Steals | Nate Johnson | 70 | 13 |
| Steals/Game | Nate Johnson | 2.26 | 15 |

KILL SHOTS

A "kill shot" is a term coined by college basketball analytics reporter **Evan Miyakawa**. Miyakawa defines a "kill shot" as any time that a team scores 10 or more unanswered points against their opponent. The ability to maximize "kill shots" while minimizing your opponent's "kill shots" plays a major factor in erasing deficits and holding leads.

| Run | Score Before | Score After | Opponent |
|------|--------------|--------------|--------------------|
| 15-0 | 55-45, 12:35 | 70-45, 9:39 | UNC Greensboro |
| 10-0 | 15-12, 11:23 | 25-12, 7:35 | Bellarmine |
| 13-0 | 5-9, 15:54 | 18-9, 13:22 | California |
| 11-0 | 71-64, 8:46 | 82-64, 6:16 | Mississippi State |
| 11-0 | 35-45, 19:26 | 46-45, 17:06 | Nebraska |
| 10-0 | 4-20, 11:33 | 14-20, 9:00 | Indiana |
| 14-0 | 36-18, 6:38 | 50-18, 2:04 | Mississippi Valley |
| 11-0 | 8-7, 18:03 | 19-7, 14:48 | South Dakota |
| 10-0 | 57-36, 19:45 | 67-36, 16:44 | South Dakota |
| 11-0 | 8-6, 16:38 | 19-6, 14:12 | TCU |
| 21-0 | 27-31, 18:33 | 48-31, 10:53 | West Virginia |

WILDCATS BY THE MONTH

| Month | Record | PPG | Opp. PPG | Margin | FG% | Opp. FG% | 3P% | Opp. 3P% | RPG | APG |
|----------|--------|------|----------|--------|------|----------|------|----------|------|------|
| November | 5-2 | 89.4 | 80.4 | +9.0 | 50.8 | 46.5 | 42.9 | 30.9 | 34.4 | 19.4 |
| December | 4-2 | 87.3 | 74.3 | +13.0 | 47.8 | 39.9 | 36.9 | 36.0 | 42.2 | 19.8 |
| January | 1-7 | 73.3 | 82.5 | -9.3 | 41.4 | 47.3 | 32.9 | 29.9 | 32.8 | 16.0 |
| February | 1-7 | 71.1 | 84.8 | -13.6 | 44.6 | 46.5 | 32.2 | 37.4 | 30.1 | 14.9 |
| March | 1-1 | 75.0 | 83.5 | -8.5 | 43.1 | 50.0 | 33.3 | 34.7 | 31.0 | 10.5 |

STARTING LINEUPS

| Date | Opponent | G | G | G | G/W | W |
|-------|-----------------------|---------------|----------------|-----------------|-----------------|-----------------|
| 11.4 | UNC GREENSBORO | P.J. Haggerty | Nate Johnson | Abdi Bashir Jr. | Mobi Ikegwuruka | Khamari McGriff |
| 11.8 | BELLARMINE | P.J. Haggerty | Nate Johnson | Abdi Bashir Jr. | Elias Rapieque | Khamari McGriff |
| 11.13 | CALIFORNIA | P.J. Haggerty | Nate Johnson | Abdi Bashir Jr. | Elias Rapieque | Khamari McGriff |
| 11.17 | TULSA | P.J. Haggerty | Nate Johnson | Abdi Bashir Jr. | Elias Rapieque | Khamari McGriff |
| 11.20 | vs. Mississippi State | P.J. Haggerty | Nate Johnson | Abdi Bashir Jr. | Elias Rapieque | Khamari McGriff |
| 11.21 | vs. Nebraska | P.J. Haggerty | Nate Johnson | Abdi Bashir Jr. | Elias Rapieque | Khamari McGriff |
| 11.25 | @Indiana | P.J. Haggerty | Nate Johnson | Abdi Bashir Jr. | Elias Rapieque | Khamari McGriff |
| 12.1 | BOWLING GREEN | P.J. Haggerty | David Castillo | Abdi Bashir Jr. | Nate Johnson | Khamari McGriff |
| 12.6 | SETON HALL | P.J. Haggerty | David Castillo | Abdi Bashir Jr. | Nate Johnson | Khamari McGriff |
| 12.8 | MISSISSIPPI VALLEY | P.J. Haggerty | Nate Johnson | Abdi Bashir Jr. | Elias Rapieque | Khamari McGriff |
| 12.13 | @Creighton | P.J. Haggerty | Nate Johnson | Abdi Bashir Jr. | Elias Rapieque | Khamari McGriff |
| 12.20 | SOUTH DAKOTA | P.J. Haggerty | Nate Johnson | Abdi Bashir Jr. | Elias Rapieque | Khamari McGriff |
| 12.28 | ULM | P.J. Haggerty | Nate Johnson | Abdi Bashir Jr. | Elias Rapieque | Khamari McGriff |
| 1.3 | BYU* | P.J. Haggerty | Nate Johnson | Abdi Bashir Jr. | Taj Manning | Khamari McGriff |
| 1.7 | @Arizona* | P.J. Haggerty | Nate Johnson | Abdi Bashir Jr. | Elias Rapieque | Khamari McGriff |
| 1.10 | @Arizona State* | P.J. Haggerty | Nate Johnson | Abdi Bashir Jr. | Elias Rapieque | Khamari McGriff |
| 1.14 | UCF* | P.J. Haggerty | Nate Johnson | Abdi Bashir Jr. | Taj Manning | Khamari McGriff |
| 1.17 | @Oklahoma State* | P.J. Haggerty | Nate Johnson | Abdi Bashir Jr. | Taj Manning | Khamari McGriff |
| 1.20 | UTAH* | P.J. Haggerty | Nate Johnson | David Castillo | Taj Manning | Dorin Buca |
| 1.24 | KANSAS* | P.J. Haggerty | Nate Johnson | David Castillo | Taj Manning | Dorin Buca |
| 1.27 | @West Virginia* | P.J. Haggerty | Nate Johnson | David Castillo | Taj Manning | Dorin Buca |
| 2.1 | IOWA STATE* | P.J. Haggerty | Nate Johnson | David Castillo | Taj Manning | Dorin Buca |
| 2.7 | @TCU* | P.J. Haggerty | Nate Johnson | David Castillo | Taj Manning | Khamari McGriff |
| 2.11 | CINCINNATI* | P.J. Haggerty | Nate Johnson | David Castillo | Taj Manning | Khamari McGriff |
| 2.14 | @Houston* | P.J. Haggerty | Nate Johnson | David Castillo | Taj Manning | Khamari McGriff |
| 2.17 | BAYLOR* | P.J. Haggerty | Nate Johnson | David Castillo | Taj Manning | Khamari McGriff |
| 2.21 | @Texas Tech* | P.J. Haggerty | Nate Johnson | David Castillo | Taj Manning | Khamari McGriff |
| 2.25 | @Colorado* | P.J. Haggerty | Nate Johnson | David Castillo | Taj Manning | Khamari McGriff |
| 2.28 | TCU* | P.J. Haggerty | Nate Johnson | David Castillo | Taj Manning | Khamari McGriff |
| 3.3 | WEST VIRGINIA* | Nate Johnson | C.J. Jones | David Castillo | Taj Manning | Khamari McGriff |
| 3.7 | @Kansas* | P.J. Haggerty | Nate Johnson | David Castillo | Taj Manning | Khamari McGriff |

COMBINATIONS

| Rank | Combination | Times Used | K-State Record | Last Time Used |
|------|---|------------|----------------|----------------------------|
| 1 | Haggerty / N. Johnson / Bashir / Ikegwuruka / McGriff | 1 | 1-0 | 11/4/25 vs. UNC Greensboro |
| 2 | Haggerty / N. Johnson / Bashir / Rapieque / McGriff | 12 | 8-4 | 1/10/26 at Arizona State |
| 3 | Haggerty / Castillo / Bashir / N. Johnson / McGriff | 2 | 0-2 | 12/6/25 vs. Seton Hall |
| 4 | Haggerty / N. Johnson / Bashir / Manning / McGriff | 3 | 0-3 | 1/18/26 at Oklahoma State |
| 5 | Haggerty / N. Johnson / Castillo / Manning / Buca | 4 | 1-3 | 2/1/26 vs. Iowa State |
| 6 | Haggerty / N. Johnson / Castillo / Manning / McGriff | 8 | 1-7 | 3/7/26 at Kansas |
| 7 | N. Johnson / Jones / Castillo / Manning / McGriff | 1 | 1-0 | 3/3/26 vs. West Virginia |

STARTING STREAKS & TOTALS

| # | Player | Streak | 2025-26 | Career | K-State Career | Big 12 Play |
|----|-----------------|--------|---------|--------|----------------|-------------|
| 0 | Elias Rapieque | — | 13 | 13 | 13 | 2 |
| 1 | Abdi Bashir Jr. | — | 18 | 50 | 18 | 5 |
| 2 | Exavier Wilson | — | — | — | — | — |
| 3 | C.J. Jones | — | 1 | 60 | 10 | 2 |
| 4 | P.J. Haggerty | 1 | 30 | 96 | 30 | 17 |
| 6 | Marcus Johnson | — | — | — | — | — |
| 10 | David Castillo | 13 | 15 | 17 | 17 | 13 |
| 14 | Mobi Ikegwuruka | — | 1 | 1 | 1 | — |
| 15 | Taj Manning | 15 | 16 | 17 | 17 | 16 |
| 21 | Khamari McGriff | 8 | 26 | 68 | 26 | 13 |
| 22 | Dorin Buca | — | 3 | 3 | 3 | 3 |
| 23 | Stephen Osei | — | — | — | — | — |
| 34 | Nate Johnson | 31 | 31 | 91 | 31 | 18 |
| 47 | Andrej Kostic | — | — | — | — | — |



2025-26 SPECIALITY STATS / BIGGEST LEAD / TIME IN LEAD

SPECIALITY STATS

| Date | Opponent | PAINT | | OFF TOs | | 2ND CHANCE | | FAST BREAK | | BENCH | | HALFTIME SCORE | | |
|-------|-----------------------|-------|------|---------|------|------------|------|------------|------|-------|------|----------------|------|------|
| | | KS | Opp. | KS | Opp. | KS | Opp. | KS | Opp. | KS | Opp. | KS | Opp. | Marg |
| 11.4 | UNC GREENSBORO | 34 | 28 | 21 | 17 | 14 | 10 | 26 | 8 | 21 | 10 | 33 | 34 | -1 |
| 11.8 | BELLARMINE | 38 | 46 | 20 | 19 | 17 | 15 | 6 | 9 | 31 | 21 | 46 | 30 | +16 |
| 11.13 | CALIFORNIA | 56 | 34 | 22 | 27 | 12 | 13 | 27 | 15 | 28 | 15 | 55 | 34 | +21 |
| 11.17 | TULSA | 46 | 34 | 12 | 14 | 17 | 15 | 26 | 10 | 23 | 33 | 39 | 34 | +5 |
| 11.20 | vs. Mississippi State | 42 | 30 | 17 | 4 | 9 | 8 | 17 | 4 | 24 | 34 | 44 | 36 | +8 |
| 11.21 | vs. Nebraska | 24 | 48 | 18 | 24 | 13 | 11 | 12 | 4 | 8 | 20 | 35 | 45 | -10 |
| 11.25 | @Indiana | 24 | 32 | 16 | 27 | 4 | 11 | 11 | 14 | 26 | 16 | 27 | 39 | -12 |
| 12.1 | BOWLING GREEN | 32 | 30 | 6 | 9 | 14 | 17 | 9 | 0 | 6 | 13 | 35 | 49 | -14 |
| 12.6 | SETON HALL | 34 | 40 | 7 | 22 | 10 | 18 | 12 | 11 | 12 | 22 | 29 | 35 | -6 |
| 12.8 | MISSISSIPPI VALLEY | 34 | 10 | 17 | 4 | 17 | 7 | 27 | 11 | 38 | 11 | 55 | 21 | +34 |
| 12.13 | @Creighton | 34 | 24 | 8 | 2 | 16 | 11 | 9 | 10 | 25 | 17 | 51 | 33 | +18 |
| 12.20 | SOUTH DAKOTA | 56 | 38 | 11 | 10 | 14 | 15 | 27 | 12 | 42 | 29 | 57 | 34 | +23 |
| 12.28 | ULM | 44 | 32 | 15 | 20 | 11 | 6 | 16 | 11 | 28 | 9 | 46 | 36 | +10 |
| 1.3 | BYU* | 48 | 32 | 17 | 7 | 7 | 20 | 4 | 11 | 17 | 13 | 35 | 45 | -10 |
| 1.7 | @Arizona* | 36 | 56 | 4 | 9 | 13 | 19 | 13 | 26 | 29 | 20 | 36 | 51 | -15 |
| 1.10 | @Arizona State* | 28 | 50 | 16 | 13 | 20 | 24 | 23 | 14 | 14 | 7 | 38 | 36 | +2 |
| 1.14 | UCF* | 44 | 40 | 10 | 8 | 9 | 12 | 15 | 14 | 6 | 22 | 28 | 42 | -14 |
| 1.17 | @Oklahoma State* | 32 | 40 | 10 | 26 | 16 | 23 | 11 | 14 | 15 | 36 | 43 | 48 | -5 |
| 1.20 | UTAH* | 32 | 40 | 8 | 14 | 6 | 12 | 17 | 11 | 8 | 13 | 46 | 43 | +3 |
| 1.24 | KANSAS* | 18 | 46 | 12 | 10 | 11 | 21 | 9 | 8 | 12 | 19 | 35 | 37 | -2 |
| 1.27 | @West Virginia* | 24 | 30 | 18 | 8 | 4 | 15 | 8 | 10 | 6 | 14 | 22 | 28 | -6 |
| 2.1 | IOWA STATE* | 32 | 36 | 6 | 21 | 8 | 10 | 12 | 14 | 13 | 24 | 21 | 50 | -29 |
| 2.7 | @TCU* | 34 | 34 | 20 | 22 | 12 | 19 | 14 | 17 | 18 | 22 | 46 | 42 | +4 |
| 2.11 | CINCINNATI* | 34 | 24 | 13 | 15 | 13 | 20 | 6 | 13 | 15 | 21 | 31 | 53 | -22 |
| 2.14 | @Houston* | 22 | 26 | 26 | 18 | 13 | 15 | 20 | 10 | 9 | 20 | 19 | 33 | -14 |
| 2.17 | BAYLOR* | 46 | 42 | 23 | 17 | 10 | 20 | 24 | 12 | 12 | 17 | 41 | 34 | +7 |
| 2.21 | @Texas Tech* | 36 | 34 | 7 | 8 | 5 | 14 | 3 | 12 | 14 | 12 | 35 | 49 | -14 |
| 2.25 | @Colorado* | 36 | 32 | 18 | 20 | 5 | 7 | 18 | 14 | 17 | 21 | 33 | 42 | -9 |
| 2.28 | TCU* | 38 | 34 | 6 | 28 | 4 | 15 | 11 | 13 | 15 | 26 | 38 | 41 | -3 |
| 3.3 | WEST VIRGINIA* | 24 | 36 | 20 | 11 | 9 | 14 | 4 | 4 | 8 | 30 | 23 | 26 | -3 |
| 3.7 | @Kansas* | 36 | 48 | 14 | 14 | 14 | 16 | 17 | 13 | 14 | 56 | 33 | 46 | -13 |

BIGGEST LEAD/TIME IN LEAD

| Date | Opponent | W/L | Score | KS Big Lead | Opp Big Lead | Times Tied | LC | KS in Lead | Opp in Lead | Tied |
|-------|-----------------------|-----|--------|-------------|--------------|------------|----|------------|-------------|------|
| 11.4 | UNC GREENSBORO | W | 93-64 | 32 | 10 | 3 | 10 | 22:06 | 15:56 | 1:58 |
| 11.8 | BELLARMINE | W | 98-71 | 27 | 1 | 3 | 2 | 37:13 | 0:13 | 2:34 |
| 11.13 | CALIFORNIA | W | 99-96 | 25 | 4 | 2 | 3 | 36:20 | 1:43 | 1:57 |
| 11.17 | TULSA | W | 84-83 | 10 | 5 | 8 | 10 | 29:53 | 6:07 | 4:00 |
| 11.20 | vs. Mississippi State | W | 98-77 | 23 | 4 | 2 | 6 | 33:59 | 4:57 | 1:04 |
| 11.21 | vs. Nebraska | L | 85-86 | 15 | 5 | 11 | 13 | 8:00 | 23:41 | 8:19 |
| 11.25 | @Indiana | L | 69-86 | — | 23 | — | — | — | 39:47 | 0:13 |
| 12.1 | BOWLING GREEN | L | 66-82 | — | 18 | — | — | — | 39:04 | 0:56 |
| 12.6 | SETON HALL | L | 67-78 | 2 | 17 | 3 | 3 | 0:54 | 36:42 | 2:24 |
| 12.8 | MISSISSIPPI VALLEY | W | 108-49 | 61 | — | 1 | — | 38:35 | — | 1:25 |
| 12.13 | @Creighton* | W | 83-76 | 20 | 3 | 2 | 5 | 36:51 | 0:56 | 2:13 |
| 12.20 | SOUTH DAKOTA* | W | 106-76 | 36 | 2 | — | 1 | 39:11 | 0:28 | 0:21 |
| 12.28 | ULM* | W | 94-85 | 20 | 6 | 4 | 2 | 27:01 | 10:54 | 2:05 |
| 1.3 | BYU* | L | 73-83 | 5 | 12 | 2 | 4 | 3:34 | 34:00 | 2:26 |
| 1.7 | @Arizona* | L | 76-101 | — | 29 | 2 | — | — | 39:11 | 0:49 |
| 1.10 | @Arizona State* | L | 84-87 | 7 | 9 | 9 | 9 | 15:55 | 16:18 | 7:47 |
| 1.14 | UCF* | L | 73-82 | 2 | 16 | 1 | 6 | 1:35 | 37:11 | 1:14 |
| 1.17 | @Oklahoma State* | L | 83-84 | 5 | 10 | 11 | 13 | 9:05 | 26:32 | 4:23 |
| 1.20 | UTAH* | W | 81-78 | 10 | 5 | 6 | 9 | 25:00 | 11:37 | 3:23 |
| 1.24 | KANSAS* | L | 62-86 | 2 | 24 | 1 | 6 | 3:34 | 35:34 | 0:52 |
| 1.27 | @West Virginia* | L | 54-59 | 8 | 10 | 3 | 3 | 20:29 | 17:39 | 1:52 |
| 2.1 | IOWA STATE* | L | 61-95 | 2 | 39 | 1 | 2 | 0:21 | 38:17 | 1:22 |
| 2.7 | @TCU* | L | 82-84 | 18 | 2 | 1 | 1 | 39:30 | 0:07 | 0:23 |
| 2.11 | CINCINNATI* | L | 62-91 | — | 32 | — | — | — | 39:41 | 0:19 |
| 2.14 | @Houston* | L | 64-78 | 9 | 24 | — | 2 | 10:52 | 28:55 | 0:53 |
| 2.17 | BAYLOR* | W | 90-74 | 21 | — | — | — | 39:03 | — | 0:57 |
| 2.21 | @Texas Tech* | L | 72-100 | 3 | 30 | 3 | 1 | 0:34 | 35:50 | 3:36 |
| 2.25 | @Colorado* | L | 70-79 | 4 | 22 | 3 | 4 | 3:11 | 33:52 | 2:57 |
| 2.28 | TCU* | L | 68-77 | 3 | 11 | 5 | 9 | 5:29 | 30:34 | 3:57 |
| 3.3 | WEST VIRGINIA* | W | 65-63 | 19 | 7 | 3 | 5 | 19:11 | 16:37 | 4:12 |
| 3.7 | @Kansas* | L | 85-104 | 2 | 30 | 2 | 3 | 1:24 | 35:35 | 3:01 |

RECORD BY GAME TIME

| Time | When K-State Leads | When Opponent Leads | When Tied |
|-----------------|--------------------|---------------------|-----------|
| 10:00, 1st half | 10-2 | 2-17 | 0-0 |
| Halftime | 10-2 | 2-17 | 0-0 |
| 10:00 | 9-4 | 3-15 | 0-0 |
| 5:00 | 12-2 | 0-17 | 0-0 |
| 2:00 | 10-2 | 2-17 | 0-0 |
| 1:00 | 10-1 | 1-16 | 1-2 |

HALF SPLITS

| K-State | Most Points | Fewest Points |
|----------|----------------------|--------------------|
| 1st Half | 57, 12/20/25 vs. USD | 19, 2/14/26 at UH |
| 2nd Half | 60, 11/4/25 vs. UNCG | 27, 1/24/26 vs. KU |
| Overtime | — | — |

| Opponents | Most Points | Fewest Points |
|-----------|---------------------------|---------------------|
| 1st Half | 53, 2/11/26 by Cincinnati | 21, 12/8/25 by MVSU |
| 2nd Half | 62, 11/13/25 by Cal | 28, 12/8/25 by MVSU |
| Overtime | — | — |

Halftime Margin

| | |
|-----------------|----------------------------------|
| Biggest Lead | 61 points, 12/8/25 by K-State |
| Biggest Deficit | 39 points, 2/1/26 vs. Iowa State |

OPENING TIP

| Result | Record |
|-------------------|--------|
| K-State controls | 8-6 |
| Opponent controls | 4-13 |

FIRST OFF BENCH

| Player | Times |
|-----------------|-------|
| Dorin Buca | 17 |
| David Castillo | 7 |
| C.J. Jones | 7 |
| Elias Rapieque | 5 |
| Mobi Ikegwuruka | 4 |
| Taj Manning | 4 |
| Marcus Johnson | 3 |
| Andrej Kostic | 3 |

DOUBLE-DOUBLES

| Player | S/C | Date/Opp. | Stat Line |
|---------------|-----|------------------------|-----------|
| P.J. Haggerty | 1/3 | 11/8/25 vs. Bellarmine | 23p/11a |
| P.J. Haggerty | 2/4 | 11/17/25 vs. Tulsa | 31p/10r |
| Nate Johnson | 1/2 | 2/7/26 at TCU | 13p/11a |
| Nate Johnson | 2/3 | 2/14/26 at Houston | 12p/10r |
| P.J. Haggerty | 3/5 | 2/25/26 at Colorado | 25p/10r |

THE LAST TIME K-STATE...

Team

K-State was ranked No. 1 in AP Top 25: March 14, 1959
K-State was ranked in AP Top 25: No. 15 (March 13, 2023)
K-State was ranked in USA Today Coaches Poll: No. 9 (April 4, 2023)
Played AP No. 1-ranked opponent: Lost to Arizona, 101-76 (Jan. 7, 2026)
Defeated AP No. 1-ranked opponent: Oklahoma, 80-69 (Feb. 6, 2016)
Defeated AP No. 1-ranked opponent on road: Kansas, 68-64 (Jan. 17, 1994)
Played AP No. 2-ranked opponent: Defeated No. 2 Kansas, 83-82 [OT] (Jan. 17, 2023)
Defeated opponent ranked 3-10 by AP: No. 3 Iowa State, 80-61 (Feb. 1, 2025)
Defeated opponent ranked 3-10 by AP on the road: No. 3 Iowa State, 80-61 (Feb. 1, 2025)
Defeated opponent ranked 11-15 by AP: No. 13 Arizona, 73-70 (Feb. 11, 2025)
Defeated AP Top 25 opponent at home: No. 13 Arizona, 73-70 (Feb. 11, 2025)
Defeated AP Top 25 opponent on the road: No. 3 Iowa State, 80-61 (Feb. 1, 2025)
Defeated consecutive AP Top 25 opponents on the road:
 No. 6 Texas, 116-103 (Jan. 3, 2023) and No. 19 Baylor, 97-95 [OT] (Jan. 7, 2023)
Defeated AP Top 25 opponent at neutral site: No. 18 Kentucky, 61-58 (March 22, 2018)

Scoring

Scored 20 or more points: 21 by P.J. Haggerty and Nate Johnson at No. 14/15 Kansas (March 7, 2026)
Reserve scored 20 or more points: 20 by Macaleeb Rich at Wichita State (Dec. 21, 2024)
Freshman scored 20 or more points: 23 by Nijel Pack vs. TCU (March 10, 2021)
Scored 30 or more points: 34 by P.J. Haggerty and 33 by Nate Johnson vs. Baylor (Feb. 17, 2026)
Freshman scored 30 or more points: 34 by Marcus Foster vs. Texas (Feb. 8, 2014)
Scored 35 or more points: 37 by P.J. Haggerty vs. Mississippi State (Nov. 20, 2025)
Scored 40 or more points: 44 by Denis Clemente at Texas (Jan. 31, 2009)
Scored 50 or more points: 62 by Askia Jones vs. Fresno State (March 24, 1994) *school record*
Two or more Wildcats scored 30 or more points in same game:
 P.J. Haggerty (34) and Nate Johnson (33) vs. Baylor (Feb. 17, 2026)
Two or more Wildcats scored 25 or more points in same game:
 P.J. Haggerty (34) and Nate Johnson (33) vs. Baylor (Feb. 17, 2026)
Two or more Wildcats scored 20 or more points in same game:
 P.J. Haggerty (21) and Nate Johnson (21) at No. 14/15 Kansas (March 7, 2026)
Three or more Wildcats scored 20 or more points in same game:
 P.J. Haggerty (23 points), Khamari McGriff (21 points) and Nate Johnson (20 points) vs. California (Nov. 13, 2025)
Scored 20 points in one half: 28 (2nd) by P.J. Haggerty vs. Utah (Jan. 20, 2026)
Scored 20 points/two straight games:
 P.J. Haggerty (5), 23 vs. No. 8/9 Iowa State (Feb. 1, 2026), 30 at TCU (Feb. 7, 2026), 24 vs. Cincinnati (Feb. 11, 2026), 23 at No. 3/3 Houston (Feb. 14, 2026), 34 vs. Baylor (Feb. 17, 2026)
Scored 20 points/three straight games:
 P.J. Haggerty (5), 23 vs. No. 8/9 Iowa State (Feb. 1, 2026), 30 at TCU (Feb. 7, 2026), 24 vs. Cincinnati (Feb. 11, 2026), 23 at No. 3/3 Houston (Feb. 14, 2026), 34 vs. Baylor (Feb. 17, 2026)
Scored 20 points/four straight games:
 P.J. Haggerty (5), 23 vs. No. 8/9 Iowa State (Feb. 1, 2026), 30 at TCU (Feb. 7, 2026), 24 vs. Cincinnati (Feb. 11, 2026), 23 at No. 3/3 Houston (Feb. 14, 2026), 34 vs. Baylor (Feb. 17, 2026)
Scored 30 points/two straight games:
 P.J. Haggerty, 31 vs. Tulsa (Nov. 17, 2025), 37 vs. Mississippi State (Nov. 20, 2025)
No Wildcat scored in double figures: at Nebraska (Jan. 26, 1983)
One Wildcat scored in double figures: P.J. Haggerty (24) vs. Cincinnati (Feb. 11, 2026)
Four Wildcats scored in double figures:
 P.J. Haggerty (21), Nate Johnson (21), Khamari McGriff (17), Andrej Kostic (11) at No. 14/15 Kansas (March 7, 2026)
Five Wildcats scored in double figures:
 P.J. Haggerty (24), David Castillo (16), Abdi Bashir Jr. (15), Nate Johnson (15), Khamari McGriff (10) vs. South Dakota (Dec. 20, 2025)
Six Wildcats scored in double figures: Achor Achor (21), Dug McDaniel (18), David Castillo (17), David N'Guessan (17), Brendan Hausen (14), Max Jones (12) vs. UAPB (Dec. 1, 2024)
Seven Wildcats scored in double figures: Keyontae Johnson (18), Nae'Qwan Tomlin (15), Desi Sills (14), David N'Guessan (12), Cam Carter (10), Dorian Finister (10) and Markquis Nowell (10) vs. UIW (Dec. 11, 2022)
All five Wildcat starters scored in double figures: Khamari McGriff (12), Abdi Bashir Jr. (11), P.J. Haggerty (11), Nate Johnson (11), David Castillo (10) vs. Seton Hall (Dec. 6, 2025)
K-State scored 70 or more points: 85 at No. 14/15 Kansas (March 7, 2026)
K-State scored 80 or more points: 85 at No. 14/15 Kansas (March 7, 2026)
K-State scored 90 or more points: 90 vs. Baylor (Feb. 17, 2026)
K-State scored 100 or more points: 106 vs. South Dakota (Dec. 20, 2025)

Field Goal Shooting

Made 10 or more field goals: 10 by P.J. Haggerty at Colorado (Feb. 25, 2026)
Made 15 or more field goals: 15 by P.J. Haggerty vs. Baylor (Feb. 17, 2026)
100 percent from the field (min. 10 att): 100.0% (11-11) by Eddie Elder vs. Colorado (Feb. 23, 1985)
100 percent from the field (min. 5 att): 100% (7-7) by Khamari McGriff at Oklahoma State (Jan. 17, 2026)
K-State connected on 50 percent or better: 50.0 (28-56) vs. TCU (Feb. 28, 2026)
K-State connected on 50 percent or better in both halves:
 50.0% (17-34)/1st half and 50.0% (14-28)/2nd half vs. Utah (Jan. 20, 2026)
K-State connected on 60 percent or better: 62.1 (41-66) vs. South Dakota (Dec. 20, 2025)
K-State connected on 60 percent or better in both halves:
 67.6% (23-34)/1st half and 60.0% (15-25)/2nd half vs. California (Nov. 13, 2025)
K-State connected on 70 percent or better: 70.0 (42-60) vs. Southern Colorado (Nov. 30, 1985)
K-State made 30 or more field goals: 30 at No. 14/15 Kansas (March 7, 2026)
K-State made 40 or more field goals: 41 vs. South Dakota (Dec. 20, 2025)
K-State made 45 or more field goals: 49 vs. Morgan State (Jan. 5, 1985) *school record*

K-State made 50 or more field goals: *Never been done in recorded school history*
K-State attempted 60 or more field goals: 67 at No. 14/15 Kansas (March 7, 2026)
K-State attempted 70 or more field goals: 70 at Arizona State (Jan. 10, 2026)
K-State attempted 80 or more field goals: 88 vs. South Dakota (Jan. 3, 2010)
K-State attempted 90 or more field goals: 94 vs. Houston (March 14, 1970)
K-State attempted 100 or more field goals: 103 vs. Cal State Fullerton (Dec. 2, 1967)

3-Point Field Goal Shooting

Made 5 or more 3-point field goals: 5 by Nate Johnson vs. Baylor (Feb. 17, 2026)
Made 10 or more 3-point field goals: 14 by Askia Jones vs. Fresno State (March 24, 1994) *school record*
100 percent from the field (min. 5 att): 100.0% (5-5) by David Castillo vs. Bellarmine (Nov. 8, 2025)
K-State connected on 50 percent or better (min. 10 att): 52.2% (12-23) vs. Utah (Jan. 20, 2026)
K-State connected on 60 percent or better (min. 10 att): 60.9% (14-23) vs. Bellarmine (Nov. 8, 2025)
K-State connected on 70 percent or better (min. 10 att): 71.4% (10-14) vs. Western Illinois (Nov. 11, 2016)
K-State connected on 80 percent or better (min. 10 att): 80.0% (8-10) vs. Coastal Carolina (Dec. 6, 1997)
K-State made 10 or more 3-point field goals: 11 at TCU (Feb. 7, 2026)
K-State made 15 or more 3-point field goals: 15 at Oklahoma State (Jan. 17, 2026)
K-State made 20 or more 3-point field goals: 21 vs. UAPB (Dec. 1, 2024)
K-State attempted 30 or more 3-point field goals: 34 at Oklahoma State (Jan. 17, 2026)
K-State attempted 35 or more 3-point field goals: 36 at No. 1/2 Arizona (Jan. 7, 2026)
K-State attempted 40 or more 3-point field goals: 40 vs. UAPB (Dec. 1, 2024) *school record*

Double-Double / Triple-Double

Had a Triple-Double: *Never happened in recorded school history*
Had a 20/20 Double-Double (Pts/Rebs): Michael Beasley (28 pts, 22 rebs) vs. Western Illinois (Nov. 17, 2007)
Had a 30/10 Double-Double (Pts/Rebs): P.J. Haggerty (31 pts, 10 rebs) vs. Tulsa (11/17/25)
Had a 20/10 Double-Double (Pts/Rebs): P.J. Haggerty (25 pts, 10 rebs) at Colorado (Feb. 25, 2026)
Had a Double-Double (Pts/Rebs): P.J. Haggerty (25 pts, 10 rebs) at Colorado (Feb. 25, 2026)
Had a Double-Double (Pts/Asts): Nate Johnson (13 pts, 11 asts) at TCU (Feb. 7, 2026)
Had a Double-Double (Rebs/Asts): *Never happened in recorded school history*
Had a Double-Double (Pts/Rebs) in a Half: David N'Guessan (16 pts, 10 rebs) 2H vs. Arizona State (Feb. 23, 2025)
Had a Double-Double (Pts/Rebs) in Consecutive Games:
 David N'Guessan (12 pts, 17 rebs) at TCU (Jan. 4, 2025) and (12 pts, 12 rebs) at Oklahoma State (Jan. 7, 2025)
Had a Double-Double (Pts/Asts) in Consecutive Games:
 Markquis Nowell (20 pts, 19 asts vs. Michigan State; March 23, 2023) and (30 pts, 12 asts vs. No. 25/25 FAU (March 25, 2023)
Two Players with Double-Doubles in Same Game:
 Selton Miguel (12 pts, 10 rebs) and Mark Smith (14 pts, 10 rebs) vs. UAlbany (Dec. 1, 2021)

[^]Second 30-point, 10-assist game in school history and first in an NCAA Tournament game

Free Throw Shooting

Made 10 or more free throws: 10 by P.J. Haggerty vs. ULM (Dec. 28, 2025)
Made 15 or more free throws: 15 by Jacob Pullen vs. Kansas (Feb. 14, 2011)
Perfect at the FT line (min. 10 att): 10-10 by Taylor Perry vs. Texas (March 13, 2024)
Perfect at the FT line: 17-17 by Steve Henson at Iowa State (Feb. 24, 1988) *school record*
K-State connected on 80 percent or better (min. 15 att.): 81.0% (17-21) at No. 14/15 Kansas (March 7, 2026)
K-State connected on 90 percent or better (min. 15 att.): 90.5% (19-21) vs. Tulsa (Nov. 17, 2025)
K-State connected on 100 percent or better (min. 15 att.): 100% (16-16) vs. Nebraska (Jan. 26, 1980)
K-State made 20 or more free throws: 25 vs. Mississippi Valley State (Nov. 19, 2024)
K-State made 30 or more free throws: 34 vs. North Alabama (Dec. 2, 2023)
K-State made 40 or more free throws: 41 vs. Oklahoma (Dec. 29, 1958)
K-State attempted 30 or more free throws: 35 vs. Seton Hall (Dec. 6, 2025)
K-State attempted 40 or more free throws: 48 vs. North Alabama (Dec. 2, 2023)
K-State attempted 50 or more free throws: 54 at Colorado (Jan. 16, 2010)
K-State attempted 55 or more free throws: 56 vs. Purdue (Dec. 1, 1958) *school record*

Rebounds

Had 10 or more rebounds: 10 by P.J. Haggerty at Colorado (Feb. 25, 2026)
Had 15 or more rebounds: 17 by David N'Guessan at TCU (Jan. 4, 2025)
Had 20 or more rebounds: 22 by Michael Beasley vs. Western Illinois (Nov. 17, 2007)
Had 10 or more rebounds in consecutive games:
 David N'Guessan (17 at TCU (Jan. 4, 2025) and 12 at Oklahoma State (Jan. 7, 2025)
Multiple players had 10 or more rebounds: Selton Miguel (10 rebs) and Mark Smith (10 rebs) vs. UAlbany (Dec. 1, 2021)
K-State had 20 or more offensive rebounds: 21 vs. Mississippi State (Nov. 19, 2024)
K-State had 30 or more defensive rebounds: 33 vs. South Dakota (Dec. 20, 2025)
K-State had 40 or more rebounds: 43 vs. ULM (Dec. 28, 2025)
K-State had 50 or more rebounds: 63 vs. Central Arkansas (Nov. 22, 2023)
K-State had 60 or more rebounds: 63 vs. Central Arkansas (Nov. 22, 2023)

Assists

Had 10 or more assists: 11 by Nate Johnson at TCU (Feb. 7, 2026)
Had 15 or more assists: 19 by Markquis Nowell vs. Michigan State (March 23, 2023) *school record*
K-State had 20 or more assists: 24 at TCU (Feb. 7, 2026)
K-State had 30 or more assists: 30 vs. Mississippi Valley State (Dec. 8, 2025)

THE LAST TIME K-STATE...

Blocked Shots

Had 5 or more blocked shots: 5 by Dorin Buca vs. Mississippi Valley State (Dec. 8, 2025)

Had 10 or more blocked shots: *Never happened in recorded school history*

K-State had 5 or more blocked shots: 5 at TCU (Feb. 7, 2026)

K-State had 10 or more blocked shots: 11 vs. North Florida (Dec. 11, 2011)

Steals

Had 5 or more steals: 5 by Nate Johnson vs. West Virginia (March 3, 2026)

Had 10 or more steals: *Never happened in recorded school history*

K-State had 10 or more steals: 13 vs. Baylor (Feb. 17, 2026)

K-State had 15 or more steals: 15 vs. Oklahoma State (Jan. 29, 2025)

Turnovers

K-State had 3 or fewer turnovers: 3 vs. SIU-Edwardsville (Dec. 14, 1978) *school record*

K-State had 5 or fewer turnovers: 5 at No. 9/10 Kansas (Jan. 18, 2025)

Opponent committed 15 or more turnovers: 17 by Colorado (Feb. 25, 2026)

Opponent committed 20 or more turnovers: 21 by Oklahoma State (Jan. 29, 2025)

Overtime

Played an Overtime Game: Lost to Drake, 73-70 (Dec. 17, 2024)

Played an Overtime Game at home: Won vs. West Virginia, 94-90 (Feb. 26, 2024)

Played a 2-Overtime Game: Lost at No. 13/13 Baylor, 79-72 (Jan. 20, 2016)

Played a 3-Overtime Game: Lost at Oregon State, 87-72 (Dec. 6, 2003)

Played a 4-Overtime Game: Lost at Missouri State, 82-80 (Dec. 8, 1987)

Played in Consecutive OT Games (3 in a row):

Won vs. Oral Roberts, 88-78 (Nov. 28, 2023), Won vs. North Alabama, 75-74 (Dec. 2, 2023), Won vs. Villanova (Dec. 5, 2023)

Winning Streaks

K-State won consecutive games: vs. South Dakota (Dec. 20, 2025) and ULM (Dec. 28, 2025)

K-State had a 5 or more game winning streak: 5, Nov. 4-20, 2025

(longest since winning 6, Jan. 25 to Feb. 11, 2025)

K-State had a 10 or more game winning streak: 10, Nov. 24, 2013 to Jan. 7, 2014

K-State had a 15 or more game winning streak: 21, Dec. 19, 1958 to March 13, 1959

K-State had a 20 or more game winning streak: 21, Dec. 19, 1958 to March 13, 1959

Miscellaneous

Hit a Buzzer Beater: vs. Villanova 72-71 (Dec. 5, 2023) [Tyler Perry 3-pointer at :03.9]

Won after trailing by at least 10 points in second half: 10 vs. Texas (March 13, 2024)

(down 39-29, 20:00 remaining - won 78-74)

Won after trailing by at least 15 points in second half: 15 at Iowa State (Feb. 12, 2022)

(down 45-30, 18:59 remaining - won 75-69 in overtime)

2025-26 BOXSCORES/RECAPS

O1 UNC GREENSBORO

Nov. 4, 2025 | Manhattan, Kan. / Bramlage Coliseum

Score summary table for UNC Greensboro vs K-State: UNC Greensboro 34, 30, 64; K-STATE 33, 60, 93.

► K-State erupted for 60 points in the second half to shake off a one-point halftime deficit, as the Wildcats opened the 2025-26 season with a 93-64 win over UNC Greensboro on Nov. 4 before 7,765 fans at Bramlage Coliseum.

► Three Wildcats scored in double figures, including a pair of 20-point efforts from junior P.J. Haggerty (27 points) and senior Nate Johnson, who narrowly missed the school's first recorded triple-double, with 22 points and game-highs of 9 rebounds and 9 assists. Junior Abdi Bashir Jr. scored all 16 of his points in the second half, hitting on 6-of-7 field goals, including 4-of-5 from 3.

► It marked the first time in nearly 18 years that a pair of Wildcats each went over 20 points in an opener and the first since Michael Beasley and Blake Young went for 32 and 22 points against Sacramento State on Nov. 9, 2007.

► Down 34-33 at the half, the Wildcats (1-0) came out of the locker room a different team, scoring 22 of the first 31 points to take a 12-point lead and force a timeout by UNGC head coach Mike Jones at the 13:25 mark. Unfortunately for the Spartans, the timeout only slowed the Wildcats' momentum as they rattled off 15 straight points — all on 3-pointers from Bashir and Johnson — to go ahead 70-45 with under 10 minutes to play. The lead grew to as many 32 points (89-57) after Haggerty's last points of the night with 3:12 left.

► K-State shot just over 50 percent (34-of-67) from the field, including 59.5 percent (22-of-37) in the second half, while hitting on 51.9 percent (14-of-27) from 3-point range. Eleven of the Wildcats' 14 marks from beyond the arc came after halftime. The 14 3-pointers tie for the seventh-most in any game, while the 11 in the second half tie for the second-most in any half.

► The 60-point second half marked just the 11th time that the Wildcats have scored 60 or more points in any half, as it ties for the ninth-most points in any half and are the most since a 63-point second half against UAPB on Dec. 1, 2024.

► K-State is now 95-27 all-time in season openers, including an 83-10 mark at home and a 31-3 mark at Bramlage Coliseum.

► UNGC (0-1) led by as many as 10 points in the first half before K-State closed to within one at the break. The Spartans were led by graduate Justin Neely, who had 15 points to go with a team-high 9 rebounds, 5 assists and 3 steals in 32 minutes. Freshman Lilian Marville added 14 points in his college debut, while junior Domas Kazounas chipped in 10 points.

UNC GREENSBORO (O-1)

Boxscore table for UNC Greensboro vs K-State, including columns for No., Name, PTS, FG, 3FG, FT, O, D, R, PF, A, TO, S, B, MIN.

Summary statistics for UNC Greensboro: FG 40.0, 3FG 33.3, FT 75.0, Deadball Rebounds: 4, 3; Biggest Run: 7 (10:45 1H); Largest Lead: 10 (9:52 1H); Technical Fouls: none.

K-STATE (O-1)

Boxscore table for K-State vs UNC Greensboro, including columns for No., Name, PTS, FG, 3FG, FT, O, D, R, PF, A, TO, S, B, MIN.

Summary statistics for K-State: FG 45.9, 3FG 20.0, FT 64.7, Deadball Rebounds: 3, 1; Biggest Run: 6 (16:23 2H); Largest Lead: 1 (17:16 1H); Technical Fouls: none.

Officials: Doug Simons, Chris Pacsi, Tommy Johnson
Attendance: 7,765 | Start Time: 7:01 p.m. | Game Duration: 2:09
K-State led for 22:06 // UNGC led 15:56 // Game was tied for 1:58
Lead Changes: 10 // Times Tied: 3

Points From Off Turnovers, Paint, 2nd Chance, Fast Break, Bench table for UNC Greensboro and K-State.

O2 BELLARMINE

Nov. 8, 2025 | Manhattan, Kan. / Bramlage Coliseum

Score summary table for Bellarmine vs K-State: Bellarmine 30, 41, 71; K-STATE 46, 52, 98.

► Four Wildcats scored in double figures, including the first career points/assists double-double for junior P.J. Haggerty, as K-State moved to 2-0 with a 98-71 win over Bellarmine on Nov. 8 before 8,040 fans at Bramlage Coliseum.

► The offense continued its fast pace, as K-State (2-0) posted 90 or more points in the first 2 games for the first time in nearly 34 years while totaling the most points in that span since scoring 193 to open the 1991-92 season.

► The Wildcats posted the highest field goal percentage of the Jerome Tang era at 62.3 percent (33-of-53), including 60.9 percent (14-of-23) from 3-point range. It was the highest field goal percentage since hitting on 62.5 percent against Alabama State on Dec. 11, 2019.

► Haggerty led the way with his third career double-double and first points/assists double-double, as he finished with a game-high 23 points on 5-of-9 field goals and 11-of-12 free throws to go with a career-best 11 assists. It marked his first double-double since posting a pair of tradition points/rebounds double-doubles while playing at Tulsa in 2023-24.

► Two Wildcats — senior Khamari McGriff and sophomore David Castillo — each went perfect from the field, becoming the 24th and 25th players in school history to go perfect from the field on 5 or more field goals. Castillo scored a career-high 19 points on 7-of-7 shooting, including 5-of-5 from 3-point range, while McGriff totaled 16 points on 8-of-8 field goals.

► K-State broke open a back-and-forth affair with an 18-4 run near the midway point of the first half en route to taking a 46-30 lead into the halftime break. The lead grew to 19 points in early moments of the second half before a timeout by Bellarmine head coach Doug Davenport keyed a surge by the Knights, who closed to within 62-52 with 13:04 to play.

► Bellarmine kept the pressure on K-State over the next 6 minutes, staying within 11 points, including 73-62 on back-to-back layups, before a 10-5 run by the Wildcats pushed the lead to 83-67 at the final media timeout. The squad then ended the game on a 15-4 run to put it away.

► Bellarmine (0-2) saw four players score in double figures, including 19 points from sophomore Michael Wilson, Jr. and 18 from senior Jack Karasinski. The Knights shot 45.9 percent (28-of-61) from the field, but just 20 percent (4-of-20) from beyond the arc.

BELLARMINE (O-2)

Boxscore table for Bellarmine vs K-State, including columns for No., Name, PTS, FG, 3FG, FT, O, D, R, PF, A, TO, S, B, MIN.

Summary statistics for Bellarmine: FG 45.9, 3FG 20.0, FT 64.7, Deadball Rebounds: 3, 1; Biggest Run: 6 (16:23 2H); Largest Lead: 1 (17:16 1H); Technical Fouls: none.

K-STATE (O-2)

Boxscore table for K-State vs Bellarmine, including columns for No., Name, PTS, FG, 3FG, FT, O, D, R, PF, A, TO, S, B, MIN.

Summary statistics for K-State: FG 62.3, 3FG 60.9, FT 85.7, Deadball Rebounds: 2, 0; Biggest Run: 10 (7:35 1H); Largest Lead: 27 (0:57 2H); Technical Fouls: None.

Officials: Kipp Kissinger, Marques Pettigrew, James Duke
Attendance: 8,040 | Start Time: 7:01 p.m. | Game Duration: 2:09
K-State led for 37:13 // BU led 0:13 // Game was tied for 2:34
Lead Changes: 2 // Times Tied: 3

Points From Off Turnovers, Paint, 2nd Chance, Fast Break, Bench table for Bellarmine and K-State.

O3 CALIFORNIA

Nov. 13, 2025 | Manhattan, Kan. / Bramlage Coliseum

Score summary table for California vs K-State: California 34, 62, 96; K-STATE 55, 44, 99.

► K-State scored the nets in building as much as a 25-point lead before holding off a late charge from a hot-shooting California squad in a 99-96 win on Nov. 13 before 7,521 fans at Bramlage Coliseum.

► The 195 points are the most combined points in Bramlage Coliseum history, surpassing the 194 scored between K-State and Marshall on Dec. 2, 1995. The Wildcats have now scored 90 or more points in each of the first 3 games for the first time since 1991-92. The 290 points scored through the first 3 games are the most since that Dana Altman-led team scored 308 nearly 34 years ago.

► Four Wildcats scored in double figures, including three 20-point scorers in junior P.J. Haggerty (23 points), senior Khamari McGriff (21 points) and senior Nate Johnson (20 points). It marked the first time three Wildcats each had 20 points since the trio of Dean Wade (34 points), Kamau Stokes (23 points) and Barry Brown Jr. (21 points) did it at Iowa State on Dec. 29, 2017.

► K-State posted the highest field goal percentage of the Jerome Tang era for the second straight game, as the Wildcats connected on 64.4 percent (38-of-59) from the field, including 50 percent (9-of-18) from 3-point range. It was the highest field goal percentage since hitting on 66.0 percent against Wake Forest in the First Four on March 14, 2017.

► A 13-0 run by K-State early in the first half broke open a back-and-forth contest, as the Wildcats built a 20-point lead with 7:43 to play on a 3-pointer by Haggerty then increased it to 25 points on two occasions, including 53-28 with 3:01 before halftime. The lead stood at 55-34 at break, as the squad shot 67.6 percent (23-of-34) from the field, including 34 points in the paint.

► Despite several runs by Cal, including an 8-2 spurt to open the second half, K-State maintained as much as 21-point lead (77-56) after a 3-pointer by Castillo near the midway point of the second half. However, the Golden Bears caught fire from the field, slowly chipping away at the lead before back-to-back baskets closed the deficit to 86-73 with 5:37 to play.

► The lead stood at 98-85 after a 3-point play by McGriff with 2:03 remaining but Cal kept up the fight, as former Wildcat Dai Dai Ames started a 7-0 run with a layup to pull the Bears to within 98-92 with 38 seconds. After a free throw by Haggerty, freshman T.T. Carr scored on a dunk with 8 seconds left before a layup at the buzzer finished off the scoring a 99-96.

CALIFORNIA (O-3)

Boxscore table for California vs K-State, including columns for No., Name, PTS, FG, 3FG, FT, O, D, R, PF, A, TO, S, B, MIN.

Summary statistics for California: FG 67.6, 3FG 63.2, FT 77.8, Deadball Rebounds: 2, 1; Biggest Run: 8 (9:07 2H); Largest Lead: 4 (15:54 1H); Technical Fouls: none.

K-STATE (O-3)

Boxscore table for K-State vs California, including columns for No., Name, PTS, FG, 3FG, FT, O, D, R, PF, A, TO, S, B, MIN.

Summary statistics for K-State: FG 64.4, 3FG 50.9, FT 66.7, Deadball Rebounds: 4, 0; Biggest Run: 13 (13:22 1H); Largest Lead: 25 (6:02 1H); Technical Fouls: None.

Officials: Doug Simons, Tony Padilla, Brooks Wells
Attendance: 7,521 | Start Time: 8:05 p.m. | Game Duration: 2:03
K-State led for 36:20 // Cal led 1:43 // Game was tied for 1:57
Lead Changes: 3 // Times Tied: 2

Points From Off Turnovers, Paint, 2nd Chance, Fast Break, Bench table for Cal and K-State.



2025-26 BOXSCORES/RECAPS

04 TULSA

Nov. 17, 2025 | Manhattan, Kan. / Bramlage Coliseum

Box score summary for Tulsa vs. K-STATE: Tulsa 34, 49, 83; K-STATE 39, 45, 84

K-State rallied from a 5-point deficit with 49 seconds to play with a 6-0 run to end the game, as the Wildcats moved to 4-0 with a nail-biting 84-83 win over a defiant Tulsa squad on Nov. 17 before 7,123 fans at Bramlage Coliseum.

Down 83-78 after a pair of free throws from junior Myles Rigbsby with 49 seconds remaining, K-State was able to pull out the improbable victory behind the heroics of junior P.J. Haggerty and sophomore David Castillo, who combined for the final 6 points.

Haggerty connected on 2 free throws before a successful coach's challenge reversed an out of bounds play leading to a jumper by Haggerty that closed it to 83-82 with 31 seconds. Senior Khamari McGriff stole the ball on the next possession, leading to the game-winning layup by Castillo with 18 seconds.

Tulsa (3-1) had two chances in the final seconds to escape with victory, but senior Miles Barnstable missed a 3-pointer with 7 seconds, then after a second coach's challenge reversed another out of bounds call this time in favor of the Golden Hurricane, graduate David Green missed a jumper and senior C.J. Jones was able to corral the rebound as the clock expired.

Haggerty finished the night with 31 points on 10-of-17 field goals and 11-of-12 free throws to go with a game-high 10 rebounds, 3 assists and 2 steals in 32 minutes. He is the first Wildcat with a 30-point, 10-rebound performance since Michael Beasley registered 33 points and 14 rebounds against Colorado on March 4, 2008. He scored 27 of his game-high 31 points in the second half, which the fifth-most by any Wildcat in a half and the most since 2009.

Haggerty was joined in double figures by McGriff, who narrowly missed his own double-double with 13 points and 9 rebounds, while Castillo and junior Abdi Bashir Jr. added 12 and 10 points, respectively.

K-State entered averaging 96.7 points on 58.7 percent shooting, including 54.4 percent from 3-point range, but scored its 84 points in a different way with low in field goal percentage (44.1) and 3-point field goal percentage (20.8).

The Wildcats shot 56.8 percent (25-of-44) inside the 3-point arc with 46 points in the paint to go with 26 fast-break points and a 17-15 edge in second-chance points while out-rebounding the nationally-ranked Hurricane, 40-38. They also converted on their opportunities from the free throw line, hitting on a season-best 90.5 percent (19-of-21).

Box score table for Tulsa (3-1) vs K-STATE, showing player stats like PTS, FG, 3FG, FT, O, D, R, PF, A, TO, S, B, MIN.

Summary statistics for Tulsa game: FG, FG%, 3FG, 3FG%, FT, FT%, Deadball Rebounds, Biggest Run, Largest Lead, Technical Fouls.

K-STATE (4-0)

Box score table for K-STATE (4-0) vs Tulsa, showing player stats like PTS, FG, 3FG, FT, O, D, R, PF, A, TO, S, B, MIN.

Summary statistics for K-STATE game: FG, FG%, 3FG, 3FG%, FT, FT%, Deadball Rebounds, Biggest Run, Largest Lead, Technical Fouls.

Officials: Jeffrey Anderson, Rick Crawford, Robert Felder
Attendance: 7,123 | Start Time: 7:01 p.m. | Game Duration: 2:12
K-State led for 29:53 // Tulsa led 6:07 // Game was tied for 4:00
Lead Changes: 10 // Times Tied: 8

Points From Off Turnovers, Paint, 2nd Chance, Fast Break, Bench table for Tulsa and K-STATE.

05 vs. MISSISSIPPI STATE

Nov. 20, 2025 | Kansas City, Mo. / T-Mobile Center

Box score summary for Mississippi State vs. K-STATE: Mississippi State 36, 41, 77; K-STATE 44, 54, 98

Junior P.J. Haggerty scored a season-high 37 points to go with a game-high 8 assists and 7 rebounds to lift K-State to the Hall of Fame Classic Championship game with 98-77 win over Mississippi State on Nov. 20 at the T-Mobile Center.

Haggerty paced three Wildcats with his season-high 37 points, which came on 13-of-21 field goals, including 4-of-7 from 3-point range, and 7-of-8 free throws. The 37 points are the most scored by a K-State player in 49 games played at the T-Mobile Center, eclipsing the 29 scored by Makol Mawien against Kansas in the Big 12 Championship on March 9, 2018.

The 37 points are the most by a Wildcat since Barry Brown Jr. scored 38 against Oklahoma State on Jan. 10, 2018, while he is the first player with back-to-back 30-point games since Markquis Nowell posted 36 points vs. Texas and 32 points vs. Baylor on Jan. 3 and 7, 2023.

In addition, Haggerty is the first Wildcat to record a stat line of 30 or more points, 5 or more rebounds and 5 or more assists since Brown tallied 34 points, 5 rebounds and 5 assists in a win at Baylor on Jan. 22, 2018.

Haggerty was joined in double figures by senior Nate Johnson and junior Abdi Bashir Jr., who posted 14 and 12 points, respectively. The Wildcats also got 9 minutes from sophomore David Castillo, 8 points from senior Khamari McGriff and 7 points from freshman Andrej Kostic.

K-State took the lead for good on a rare 4-point play by Kostic with 9:11 left in the first half then slowly pulled away behind the play of Haggerty, who had 15 points, 5 rebounds and 5 assists in the first half. Haggerty's old-fashioned 3-point play extended the lead to 40-32 with 2:07 remaining before consecutive baskets by Castillo and Johnson made it 44-36 at the break.

The lead grew to double digits early in the second half after a 3-pointer by Johnson, but the Bulldogs closed within 69-62 after 4 consecutive free throws with 9:24 to play. However, four more points from Haggerty and a layup by McGriff extended it back to double figures at the third media timeout. From there, the advantage grew to more than 20 points, including its largest at 91-68 after a 3-pointer by Bashir with 3:13 to play.

The 98 points broke the school record for points scored at T-Mobile Center, topping the 87 scored in the school's first-ever game in the building against Florida A&M on Dec. 17, 2007.

Box score table for Mississippi State (2-2) vs K-STATE, showing player stats like PTS, FG, 3FG, FT, O, D, R, PF, A, TO, S, B, MIN.

Summary statistics for Mississippi State game: FG, FG%, 3FG, 3FG%, FT, FT%, Deadball Rebounds, Biggest Run, Largest Lead, Technical Fouls.

K-STATE (5-0)

Box score table for K-STATE (5-0) vs Mississippi State, showing player stats like PTS, FG, 3FG, FT, O, D, R, PF, A, TO, S, B, MIN.

Summary statistics for K-STATE game: FG, FG%, 3FG, 3FG%, FT, FT%, Deadball Rebounds, Biggest Run, Largest Lead, Technical Fouls.

Officials: Tony Henderson, Vlas Voyard-Todal, Tommy Johnson
Attendance: 8,278 | Start Time: 8:30 p.m. | Game Duration: 2:00
K-State led for 33:59 // MSU led 4:57 // Game was tied for 1:04
Lead Changes: 6 // Times Tied: 2

Points From Off Turnovers, Paint, 2nd Chance, Fast Break, Bench table for MSU and K-STATE.

06 vs. NEBRASKA

Nov. 21, 2025 | Kansas City, Mo. / T-Mobile Center

Box score summary for Nebraska vs. K-STATE: Nebraska 45, 41, 86; K-STATE 35, 50, 85

Senior Sam Hoiberg knocked down the winning free throw with 0.6 seconds left to lift Nebraska to an 86-85 win over K-State in the championship game of the Hall of Fame Classic on Nov. 21 at the T-Mobile Center.

After Hoiberg intentionally missed the second free throw and senior Nate Johnson grabbed the rebound, the officials made a timing adjustment to give K-State one last chance with 0.9 seconds, however, senior Khamari McGriff's pass was off the mark, as Nebraska (6-0) ran its winning streak to 10 games.

The backcourt tandem of juniors P.J. Haggerty (27 points) and Abdi Bashir Jr. (26 points) combined for 53 of the team's 85 points, including 33 in the second half when the Wildcats rallied from a 10-point halftime deficit.

K-State, which trailed by as many as 15 points in the first half, got a spark from Bashir out of halftime as he connected on three 3-pointers to ignite an 11-0 run that gave the Wildcats a 46-45 lead. From there, the teams went back and forth with neither holding more than a 5-point lead in a second half that included 12 lead changes and nine ties.

Haggerty gave K-State its largest lead at 72-67 on a layup with 7:21 to play before Nebraska answered back with 9 straight points to go ahead 76-72 with just 5 minutes remaining. However, four free throws by the Wildcats tied it at 76-all, including 3 in a row from Bashir.

Neither team led by more than 2 points in the last 4 minutes, as they matched each other shot for shot. Tied at 83-all with less than a minute to play, senior Rienk Mast gave the Huskers an 85-83 lead by converting on a layup with 35 seconds before Haggerty matched it 8 seconds later to knot it at 85-all.

Nebraska called a full timeout with 22 seconds to play to set up the final sequence, as junior Pryce Sandfort missed a 3-pointer, but Hoiberg grabbed the offensive rebound and was fouled.

The Huskers did most of their damage in the paint, where they outscored the Wildcats, 48-24. They converted on 54.1 percent (33-of-61) of their field goals, including a stellar 86.2 percent (25-of-29) of their 3-point attempts.

K-State shot a season-low 43.5 percent (27-of-62), including 34.3 percent (12-of-35) from beyond the arc, while hitting on 86.4 percent (19-of-22) from the line. The 24 point points and 12 fast-break points were also season-lows.

Box score table for Nebraska (6-0) vs K-STATE, showing player stats like PTS, FG, 3FG, FT, O, D, R, PF, A, TO, S, B, MIN.

Summary statistics for Nebraska game: FG, FG%, 3FG, 3FG%, FT, FT%, Deadball Rebounds, Biggest Run, Largest Lead, Technical Fouls.

K-STATE (5-1)

Box score table for K-STATE (5-1) vs Nebraska, showing player stats like PTS, FG, 3FG, FT, O, D, R, PF, A, TO, S, B, MIN.

Summary statistics for K-STATE game: FG, FG%, 3FG, 3FG%, FT, FT%, Deadball Rebounds, Biggest Run, Largest Lead, Technical Fouls.

Officials: Matt Potter, Edwin Young, Tommy Johnson
Attendance: 6,743 | Start Time: 8:30 p.m. | Game Duration: 2:08
K-State led for 8:00 // Nebraska led 23:41 // Game was tied for 8:19
Lead Changes: 13 // Times Tied: 11

Points From Off Turnovers, Paint, 2nd Chance, Fast Break, Bench table for Nebraska and K-STATE.



2025-26 BOXSCORES/RECAPS

07 AT 25/24 INDIANA

Nov. 25, 2025 | Bloomington, Ind. / Assembly Hall

| | | | | |
|----------------|----|----|---|----|
| 25/24 Indiana | 39 | 47 | — | 86 |
| K-STATE | 27 | 42 | — | 69 |

- K-State was forced into a season-high 19 turnovers leading to 27 Indiana points, as the No. 25/24 Hoosiers remained unbeaten with an 86-69 win over the Wildcats on Nov. 25 before 12,342 fans at Simon Skjodt Assembly Hall.
- The Wildcats (5-2), whose offense entered the game averaging more than 90 points per game, were held to a season-low in both points and field goal percentage (42.1), while the nation's leading scorer – junior **P.J. Haggerty** – finished with a season-low 16 points on 7-of-17 shooting and 6 turnovers. The reigning National Player of the Week saw his school-record streak of games scoring 20 or more points to open the season come to an end at 6 games.
- Haggerty was joined in double figures by seniors **C.J. Jones** and **Nate Johnson** who finished the night with 15 and 13 points, respectively. Junior **Elias Rapieque** posted a season-high 9 points to go with 5 rebounds.
- K-State struggled from the opening tip, as Indiana jumped out to a 20-4 lead while holding the Wildcats to a 1-of-11 start from the field and 7 turnovers. A 10-0 run sparked by the play of Johnson, Jones and Rapieque enabled the Wildcats to climb back to within a possession on three different occasions. However, a pair of free throws by the Hoosiers before the final media timeout ignited a 13-3 run to end the half that pushed the lead back out to 12 points.
- Indiana's momentum continued out of the halftime break, as the Hoosiers scored 10 of the first 12 points to go ahead 49-29 and forced a timeout by **Jerome Tang** less than 4 minutes into the second half. Haggerty helped start a 13-4 run that pulled the Wildcats to within 67-57 with 8:51 remaining.
- However, a 3-point play by Conerway on the next possession ended any hopes of a further comeback, as the Hoosiers rattled off 10 of the next 12 points to push back ahead 77-59 with 5:39 to play. The home team extended the lead to as many as 23 points before the Wildcats closed the game with 3-pointers from sophomore **David Castillo** and Jones for the final margin.
- In addition to the 27 points scored off turnovers, Indiana also took advantage of a season-high 25 personal fouls by K-State, converting on 22 of 29 attempts from the free throw line. The Hoosiers shot 47.4 percent (27-of-57) from the field, including 57.7 percent (15-of-26) in the second half.
- The win continued the Hoosiers' mastery of the Wildcats as they have now won 10 straight in the series, including all 5 matchups at famed Assembly Hall.

INDIANA (6-0)

| No. | Name | PTS | FG | 3FG | FT | O | D | R | PF | A | TO | S | B | MIN |
|--------|------------------|-----|-------|-------|-------|-------|----|----|----|----|----|---|---|-----|
| 01 | BAILEY, Reed | F | 21 | 4-7 | 0-1 | 13-15 | 2 | 2 | 4 | 2 | 2 | 3 | 0 | 29 |
| 12 | DEVRIES, Tucker | F | 9 | 4-11 | 1-6 | 0-0 | 2 | 4 | 6 | 2 | 5 | 1 | 2 | 31 |
| 03 | WILKERSON, Lamar | G | 14 | 4-7 | 4-7 | 2-2 | 0 | 4 | 4 | 4 | 1 | 3 | 0 | 37 |
| 05 | ENRIGHT, Conor | G | 7 | 2-5 | 2-5 | 1-2 | 2 | 4 | 4 | 3 | 2 | 1 | 0 | 31 |
| 06 | CONERWAY, Tayton | G | 19 | 7-14 | 2-7 | 3-4 | 0 | 4 | 4 | 3 | 2 | 7 | 3 | 26 |
| 04 | ALEXIS, Sam | 3 | 1-1 | 0-0 | 1-2 | 0-2 | 2 | 2 | 4 | 1 | 0 | 1 | 1 | 10 |
| 11 | SISLEY, Trent | 12 | 5-8 | 1-3 | 1-2 | 3-2 | 5 | 0 | 1 | 1 | 0 | 1 | 0 | 21 |
| 07 | DORN, Nick | 1 | 0-3 | 0-3 | 1-2 | 0-1 | 1 | 1 | 0 | 0 | 0 | 0 | 0 | 11 |
| 00 | MILES, Jasal | 0 | 0-0 | 0-0 | 0-0 | 0-0 | 0 | 0 | 0 | 0 | 0 | 0 | 0 | 2 |
| 18 | GRENSING, Tryce | 0 | 0-0 | 0-0 | 0-0 | 0-0 | 0 | 0 | 0 | 0 | 0 | 0 | 0 | 0+2 |
| 21 | SNIVELY, Drew | 0 | 0-1 | 0-1 | 0-0 | 0-0 | 0 | 0 | 0 | 0 | 0 | 0 | 0 | 0+3 |
| 30 | STEPHENS, Ian | 0 | 0-0 | 0-0 | 0-0 | 0-0 | 0 | 0 | 0 | 0 | 0 | 0 | 0 | 0+4 |
| TEAM | | | | | | 2 | 1 | 3 | | | 1 | | | |
| TOTALS | | 86 | 27-57 | 10-33 | 22-29 | 11 | 24 | 35 | 20 | 15 | 17 | 7 | 4 | 200 |

| | FG | FG% | 3FG | 3FG% | FT | FT% | Deadball Rebounds: |
|----------|-------|------|-------|------|-------|------|----------------------------|
| 1st Half | 12-31 | 38.7 | 7-22 | 31.8 | 8-10 | 80.0 | 6, 1 |
| 2nd Half | 15-26 | 57.7 | 3-11 | 27.3 | 14-19 | 73.7 | 11 (13:29 1H) |
| GAME | 27-57 | 47.4 | 10-33 | 30.3 | 22-29 | 75.9 | Largest Lead: 23 (2:02 2H) |

K-STATE (5-2)

| No. | Name | PTS | FG | 3FG | FT | O | D | R | PF | A | TO | S | B | MIN | |
|--------|-------------------|-----|-------|------|-------|-----|----|----|----|----|----|---|---|-----|----|
| 00 | RAPIEQUE, Elias | W | 9 | 4-6 | 1-1 | 0-0 | 2 | 3 | 5 | 4 | 1 | 1 | 2 | 0 | 22 |
| 21 | MCGRIFF, Khamari | W | 2 | 1-1 | 0-0 | 0-0 | 0 | 1 | 1 | 3 | 1 | 0 | 1 | 10 | |
| 01 | BASHIR, Jr., Abdi | G | 3 | 1-2 | 1-2 | 0-0 | 1 | 1 | 1 | 1 | 1 | 0 | 0 | 14 | |
| 04 | HAGGERTY, P.J. | G | 16 | 7-18 | 0-2 | 2-3 | 0 | 3 | 3 | 4 | 2 | 6 | 0 | 36 | |
| 34 | JOHNSON, Nate | G | 13 | 3-9 | 2-6 | 5-6 | 5 | 5 | 2 | 2 | 4 | 2 | 0 | 33 | |
| 22 | BUCA, Dorin | 2 | 0-0 | 0-0 | 2-2 | 1 | 1 | 2 | 1 | 2 | 0 | 2 | 0 | 6 | |
| 10 | CASTILLO, David | 7 | 2-9 | 1-5 | 2-2 | 1 | 0 | 1 | 2 | 2 | 2 | 2 | 0 | 29 | |
| 03 | JONES, C.J. | 15 | 5-10 | 3-4 | 2-2 | 1 | 1 | 2 | 2 | 1 | 1 | 0 | 0 | 23 | |
| 14 | KEGWURUKA, Mubi | 0 | 0-0 | 0-0 | 0-0 | 1 | 2 | 4 | 0 | 0 | 0 | 0 | 0 | 15 | |
| 07 | KOSTIC, Andrej | 2 | 1-2 | 0-0 | 0-0 | 2 | 2 | 2 | 2 | 1 | 1 | 0 | 0 | 10 | |
| 15 | MANNING, Taj | 0 | 0-0 | 0-0 | 0-0 | 0 | 1 | 0 | 0 | 0 | 0 | 0 | 0 | 0+4 | |
| 23 | OSEI, Stephen | 0 | 0-0 | 0-0 | 0-0 | 0 | 0 | 0 | 0 | 0 | 0 | 0 | 0 | 0+4 | |
| TEAM | | | | | | 0 | 3 | 3 | | | | | | | |
| TOTALS | | 69 | 24-57 | 8-20 | 13-15 | 8 | 20 | 28 | 15 | 19 | 6 | 2 | 0 | 200 | |

| | FG | FG% | 3FG | 3FG% | FT | FT% | Deadball Rebounds: |
|----------|-------|------|------|------|-------|------|--------------------|
| 1st Half | 8-24 | 33.3 | 2-7 | 28.6 | 9-10 | 90.0 | 2, 0 |
| 2nd Half | 16-33 | 48.5 | 6-13 | 46.2 | 4-5 | 80.0 | 6, 1 |
| GAME | 24-57 | 42.1 | 8-20 | 40.0 | 13-15 | 86.7 | Largest Lead: None |

Officials: Brian Dorsey, Earl Walton, James Ford
Attendance: 12,342 | Start Time: 7:15 p.m. | Game Duration: 2:11
K-State never led // IU led 39-47 // Game was tied for 0:13
Lead Changes: 0 // Times Tied: 0

| Points From | Off Turnovers | Paint | 2nd Chance | Fast Break | Bench |
|-------------|---------------|-------|------------|------------|-------|
| IU | 27 | 32 | 11 | 14 | 16 |
| K-State | 16 | 24 | 4 | 11 | 26 |

08 BOWLING GREEN

Dec. 1, 2025 | Manhattan, Kan. / Bramlage Coliseum

| | | | | |
|----------------|----|----|---|----|
| Bowling Green | 49 | 33 | — | 82 |
| K-STATE | 35 | 31 | — | 66 |

- Senior **Sam Towns** led all scorers with 27 points, including 17 in a big first-half performance by Bowling Green, as the Falcons earned an 82-66 wire-to-wire win over K-State Dec. 1 before 6,917 fans at Bramlage Coliseum.
- Led by Towns, Bowling Green (6-2) set the tone for the game in the first half, scoring 49 points on 50 percent (19-of-38) shooting, including 56.3 percent (9-of-16) from 3-point range, in building a 14-point lead at the half. Towns was nearly perfect from the field in the opening half, connecting on 7-of-8 field goal attempts, including all 3 from beyond the arc.
- Despite cooling off from the field in the second half, the Falcons answered every attempt by the Wildcats to cut into the deficit, keeping the lead in double figures for much of the time, including by 18 points with 36 seconds to play. Towns was joined in double figures by seniors **Javontae Campbell** and **Javon Ruffin**, who each scored 17 points.
- K-State (5-3) dropped its third straight game after opening the season 5-0, as the Wildcats were held to season-lows in points (66), field goal percentage (39.3) and free throw percentage (54.5) while hitting on just 26.1 percent (6-of-23) from 3-point range.
- Sophomore **David Castillo**, in his first start of the season, produced a career-high 22 points on 8-of-15 field goals, including 3-of-9 from 3-point range, while junior **P.J. Haggerty** added 17 points on 6-of-19 shooting, including 1-of-4 from beyond the arc, and 4-of-9 from the line.
- The Wildcats turned the ball over a season-low 6 times and surrendered just 3 steals against the Falcons, who lead the NCAA in turnovers forced per game (20.4) and steals per game (13.4).
- The loss snapped a 6-game non-conference winning streak at Bramlage Coliseum, as the Wildcats lost for just the third time in a non-conference home game under head coach **Jerome Tang**.

BOWLING GREEN (6-2)

| No. | Name | PTS | FG | 3FG | FT | O | D | R | PF | A | TO | S | B | MIN |
|--------|---------------------|-----|-------|-------|-------|-----|----|----|----|----|----|---|---|-----|
| 14 | TOWNS, Sam | F | 27 | 9-14 | 3-5 | 6-6 | 2 | 6 | 8 | 3 | 2 | 0 | 2 | 34 |
| 16 | GLOVER, II, Troy | F | 2 | 1-5 | 0-0 | 0-0 | 5 | 3 | 8 | 1 | 0 | 2 | 0 | 23 |
| 02 | CAMPBELL, Javontae | G | 17 | 6-11 | 1-2 | 4-7 | 2 | 4 | 6 | 4 | 5 | 2 | 0 | 33 |
| 11 | RUFFIN, Javon | G | 17 | 5-11 | 5-8 | 2-2 | 1 | 4 | 5 | 0 | 3 | 2 | 0 | 38 |
| 25 | THOMAS, Justin | G | 6 | 2-6 | 1-2 | 1-2 | 1 | 2 | 3 | 2 | 3 | 0 | 0 | 35 |
| 09 | WOL, Mayor | 4 | 2-5 | 0-3 | 0-0 | 0 | 3 | 3 | 1 | 1 | 0 | 0 | 0 | 13 |
| 04 | SHACKLEFORD, Josiah | 9 | 3-10 | 2-6 | 1-2 | 3 | 5 | 4 | 2 | 1 | 1 | 0 | 0 | 25 |
| TEAM | | | | | | 1 | 0 | 1 | | | 1 | | | |
| TOTALS | | 82 | 28-62 | 12-26 | 14-19 | 15 | 24 | 39 | 15 | 16 | 8 | 3 | 2 | 200 |

| | FG | FG% | 3FG | 3FG% | FT | FT% | Deadball Rebounds: |
|----------|-------|------|-------|------|-------|------|----------------------------|
| 1st Half | 19-38 | 50.0 | 9-16 | 56.3 | 2-4 | 50.0 | 8 (3:31 1H) |
| 2nd Half | 9-24 | 37.5 | 3-10 | 30.0 | 12-15 | 80.0 | Largest Lead: 18 (0:36 2H) |
| GAME | 28-62 | 45.2 | 12-26 | 46.2 | 14-19 | 73.7 | Technical Fouls: None |

K-STATE (5-3)

| No. | Name | PTS | FG | 3FG | FT | O | D | R | PF | A | TO | S | B | MIN | |
|--------|-------------------|-----|-------|------|-------|-----|----|----|----|----|----|---|---|-----|----|
| 21 | MCGRIFF, Khamari | W | 9 | 4-5 | 0-0 | 1-5 | 2 | 3 | 5 | 4 | 2 | 1 | 0 | 3 | 23 |
| 01 | BASHIR, Jr., Abdi | G | 8 | 3-10 | 2-7 | 0-0 | 1 | 1 | 2 | 1 | 1 | 0 | 0 | 22 | |
| 04 | HAGGERTY, P.J. | G | 17 | 6-19 | 1-4 | 4-9 | 2 | 4 | 2 | 4 | 1 | 2 | 3 | 1 | 0 |
| 10 | CASTILLO, David | G | 22 | 8-15 | 3-9 | 3-4 | 1 | 0 | 1 | 1 | 1 | 1 | 0 | 0 | 33 |
| 34 | JOHNSON, Nate | G | 4 | 2-6 | 0-1 | 0-0 | 4 | 4 | 2 | 2 | 1 | 2 | 0 | 0 | 7 |
| 00 | RAPIEQUE, Elias | 0 | 0-0 | 0-0 | 0-0 | 1 | 0 | 1 | 2 | 1 | 0 | 0 | 0 | 7 | |
| 03 | JONES, C.J. | 4 | 1-3 | 0-1 | 2-2 | 1 | 0 | 1 | 2 | 1 | 0 | 0 | 0 | 20 | |
| 06 | JOHNSON, Marcus | 0 | 0-0 | 0-0 | 0-0 | 1 | 1 | 1 | 0 | 0 | 0 | 0 | 0 | 2 | |
| 14 | KEGWURUKA, Mubi | 0 | 0-2 | 0-0 | 0-2 | 5 | 7 | 4 | 1 | 0 | 0 | 0 | 0 | 15 | |
| 15 | MANNING, Taj | 2 | 0-1 | 0-1 | 2-2 | 2 | 2 | 2 | 4 | 0 | 0 | 0 | 0 | 13 | |
| TEAM | | | | | | 1 | 1 | 2 | | | | | | | |
| TOTALS | | 66 | 24-61 | 6-23 | 12-22 | 13 | 19 | 32 | 18 | 11 | 6 | 3 | 3 | 200 | |

| | FG | FG% | 3FG | 3FG% | FT | FT% | Deadball Rebounds: |
|----------|-------|------|------|------|-------|------|-----------------------|
| 1st Half | 15-33 | 45.5 | 5-13 | 38.5 | 0-4 | 0.0 | 6, 1 |
| 2nd Half | 9-28 | 32.1 | 1-10 | 10.0 | 12-18 | 66.7 | Largest Lead: None |
| GAME | 24-61 | 39.3 | 6-23 | 26.1 | 12-22 | 54.5 | Technical Fouls: None |

Officials: Doug Simons, Keith Patterson, Lee Cassell
Attendance: 6,917 | Start Time: 7:01 p.m. | Game Duration: 1:58
K-State never led // Bowling Green led 39:04 // Game was tied for 0:56
Lead Changes: 0 // Times Tied: 0

| Points From | Off Turnovers | Paint | 2nd Chance | Fast Break | Bench |
|-------------|---------------|-------|------------|------------|-------|
| BGSU | 9 | 30 | 17 | 0 | 13 |
| K-State | 6 | 32 | 14 | 9 | 6 |

09 SETON HALL

Dec. 6, 2025 | Manhattan, Kan. / Bramlage Coliseum

| | | | | |
|----------------|----|----|---|----|
| Seton Hall | 35 | 43 | — | 78 |
| K-STATE | 29 | 38 | — | 67 |

- Seton Hall showed why it is one of the top defensive teams in the country by forcing Kansas State into season-lows into multiple offensive categories en route to a 78-67 win on Dec. 6 before 9,195 fans at Bramlage Coliseum.
- The Pirates (9-1), who rank in the top-15 in scoring defense, blocks, turnover margin and steals, continued their impressive start to the season by converting 16 Wildcat turnover into 22 points while also holding the potent K-State offense to 67 points on season-lows for field goal percentage (37.1), 3-point field goal percentage (20.0) and free throw percentage (42.9).
- In game where the Pirates held a slight edge in field goal percentage (38.9 to 37.1) it was the 22-7 advantage in points off turnovers and 20 missed free throws by the Wildcats (5-4) that proved to be too much to overcome despite a season-best crowd of 9,196 fans who were on hand to see the introduction of new head football coach **Collin Klein** at halftime.
- Seton Hall led by as many as 8 points in the early going before 7-foot-2 junior center **Dorin Buca** helped ignite a 10-2 run by K-State that tied it at 22-all, forcing a timeout by coach **Shaheen Holloway** with under 8 minutes to play in the half. The teams went back and forth before a driving layup by senior **Elijah Fisher** sparked an 8-0 run that carried the Pirates to a 35-29 halftime lead.
- The momentum carried into the early moments of the second half, as a dunk by freshman **Najai Hines** started a 9-2 run that extended the lead to 44-31, forcing a timeout by K-State head coach **Jerome Tang** with 17:21 to play. The Wildcats used another 10-2 run to close the deficit to 62-54 with less than 6 minutes to play, but the Pirates responded with 9 straight points to put the game away at 71-54 with just over 4 minutes remaining.
- Graduate transfer **A.J. Staton-McCray** and Fisher paced four Seton Hall players in double figures with a game-high 16 points each, while Hines and junior **Adam Clark** added 11 and 10 points, respectively.
- All five K-State starters scored in double figures for the first time this season led by team-high 12 points from senior **Khamari McGriff**. Juniors **Abdi Bashir Jr.** and **P.J. Haggerty** and senior **Nate Johnson** all added 11 points while sophomore **David Castillo** had 10 points in his second straight start.
- Buca finished with his best all-around game of the season with 5 points, 7 rebounds, 2 assists and 3 blocked shots in just 17 minutes of action.

SETON HALL (9-1)

| No. | Name | PTS | FG | 3FG | FT | O | D | R | PF | A | TO | S | B | MIN |
|-----|--------------------|-----|----|-----|-----|---|---|---|----|---|----|---|---|-----|
| 06 | PAYNE III, Stephen | F | 5 | 2-3 | 0-0 | | | | | | | | | |

2025-26 BOXSCORES/RECAPS

10 MISSISSIPPI VALLEY STATE

Dec. 8, 2025 | Manhattan, Kan. / Bramlage Coliseum

| | | | | |
|--------------------|----|----|---|-----|
| Mississippi Valley | 21 | 28 | — | 49 |
| K-STATE | 55 | 53 | — | 108 |

► K-State ended its 4-game skid with a thorough domination of Mississippi Valley State on Dec. 8, breaking 100 points for the fourth time under head coach **Jerome Tang** while connecting on 57.6 percent shooting in a 108-49 victory before 6,682 fans at Bramlage Coliseum.

► K-State (6-4) eclipsed 100 points in a game for the 42nd time, while the 108 points tied for the eighth-most in school history and were the most since the Wildcats scored a school-record 120 points in a win over UAPB more than a year ago. The 59-point margin of victory tied for the fourth-largest and was the largest since a 61-point win over Alabama-Huntsville on Nov. 13, 2012.

► In shooting 57.6 percent (38-of-66) from the field, the Wildcats made 63.3 percent (19-of-30) of their 2-point field goals, including a 34-10 advantage in the paint, while collecting the third-most 3-point field goals (19) in school history on 52.8 percent shooting. They also outscored the Delta Devils in points off turnovers (17-4), second-chance points (17-7) and fast-break points (27-11).

► The 19 made 3-pointers are only surpassed by the school-record 23 against Fresno State in 1994 and the 21 vs. UAPB in 2024. Six different players had at least one 3-pointers, including 5 each from juniors **P.J. Haggerty** and **Abdi Bashir Jr.** and sophomore **David Castillo**.

► All 11 players who saw action had at least one made field goal while four Wildcats scored in double figures led by a game-high 28 points from the nation's leading scorer – Haggerty – who has now scored in double figures in all 10 games this season. Castillo had 19 points off the bench on 6-of-11 field goals, while Bashir and senior **Nate Johnson** added 15 and 14 points, respectively.

► The Wildcats also shared the ball well with the third-most assists (30) in a game on their 38 made field goals, as four players tallied 5 or more assists, including a game-high 6 by Johnson.

► K-State took control less than 2 minutes into the game with 6 straight points before stretching its lead to 20 points (32-12) near the midway point of the first half. The lead was 18 points before a 14-0 run made it 50-18 with less than 2 minutes before halftime. The second half was much of the same as the deficit never fell below 32 points and grew to as many as 61 (108-47) with 1:25 to play.

► MVSU (1-9) shot just 25.8 percent (16-of-62), including 22.2 percent (4-of-18) from 3-point range. Junior **Michael James** led the way with 23 points.

| No. | Name | PTS | FG | 3FG | FT | O | D | R | PF | A | TO | S | B | MIN |
|---------------|-------------------|-----|----|-------|------|-------|----|----|----|----|----|---|---|-----|
| 03 | SAMS, Lamont | F | 3 | 1-3 | 1-2 | 0-0 | 0 | 2 | 2 | 3 | 1 | 1 | 0 | 15 |
| 22 | MAYFIELD, Daniel | F | 6 | 1-11 | 0-2 | 4-4 | 1 | 5 | 6 | 0 | 3 | 0 | 2 | 32 |
| 02 | HOLMES, Delederic | G | 2 | 1-3 | 0-0 | 0-0 | 0 | 1 | 1 | 3 | 1 | 0 | 0 | 17 |
| 10 | JAMES, Michael | G | 23 | 10-23 | 3-8 | 0-0 | 2 | 1 | 3 | 2 | 1 | 6 | 3 | 38 |
| 24 | BARNETT, X'Zaeon | G | 4 | 1-5 | 0-1 | 2-4 | 1 | 6 | 7 | 1 | 1 | 2 | 2 | 25 |
| 00 | PUNCH, Patrick | S | 5 | 0-7 | 0-3 | 5-6 | 2 | 1 | 3 | 0 | 4 | 3 | 3 | 26 |
| 05 | SUTTON, Chance | O | 0 | 0-1 | 0-0 | 0-0 | 1 | 1 | 2 | 0 | 0 | 0 | 0 | 9 |
| 20 | MZEIN, Mussa | G | 6 | 2-8 | 0-1 | 2-2 | 2 | 0 | 2 | 3 | 1 | 0 | 1 | 30 |
| 33 | SISK, Antonio | O | 0 | 0-1 | 0-1 | 0-0 | 0 | 0 | 0 | 0 | 0 | 2 | 0 | 8 |
| TEAM | | | | | | 3 | 2 | 5 | | | 1 | | | |
| TOTALS | | | 49 | 16-62 | 4-18 | 13-16 | 12 | 18 | 30 | 12 | 11 | 9 | 8 | 200 |

| | FG | FG% | 3FG | 3FG% | FT | FT% |
|-------------|-------|------|------|------|-------|-------|
| 1st Half | 6-31 | 19.4 | 0-6 | 0.0 | 9-12 | 75.0 |
| 2nd Half | 10-31 | 32.3 | 4-12 | 33.3 | 4-12 | 100.0 |
| GAME | 16-62 | 25.8 | 4-18 | 22.2 | 13-16 | 81.3 |

Deadball Rebounds: 4, 0
 Biggest Run: 3 (19:52 1H)
 Largest Lead: None
 Technical Fouls: None

| No. | Name | PTS | FG | 3FG | FT | O | D | R | PF | A | TO | S | B | MIN |
|---------------|------------------|-----|-----|-------|-------|-------|----|----|----|----|----|----|----|-----|
| 00 | RAPIEQUE, Elias | W | 5 | 2-4 | 0-0 | 1-3 | 4 | 2 | 6 | 3 | 2 | 2 | 0 | 19 |
| 21 | McGRUFF, Khamari | W | 8 | 2-2 | 0-0 | 4-4 | 1 | 3 | 4 | 3 | 2 | 2 | 0 | 20 |
| 01 | BASHIR Jr., Abdi | G | 15 | 5-10 | 1-0 | 0-0 | 0 | 2 | 2 | 2 | 5 | 2 | 0 | 16 |
| 04 | HAGGERTY, P.J. | G | 28 | 11-14 | 5-6 | 1-1 | 0 | 4 | 4 | 1 | 3 | 2 | 1 | 25 |
| 34 | JOHNSON, Nate | G | 14 | 5-7 | 2-3 | 2-2 | 1 | 3 | 3 | 1 | 6 | 0 | 5 | 21 |
| 03 | JONES, C.J. | S | 2-4 | 1-1 | 0-0 | 0-0 | 2 | 2 | 0 | 0 | 0 | 0 | 0 | 18 |
| 10 | CASTILLO, David | G | 19 | 6-11 | 5-8 | 2-2 | 0 | 3 | 3 | 0 | 5 | 3 | 1 | 25 |
| 15 | MANNING, Taj | A | 4 | 2-4 | 0-1 | 0-0 | 3 | 3 | 6 | 0 | 0 | 1 | 0 | 18 |
| 22 | BUCA, Dorin | S | 1-3 | 0-1 | 3-4 | 0-5 | 5 | 3 | 1 | 1 | 0 | 5 | 2 | 20 |
| 47 | KOSTIC, Andrej | A | 2 | 1-4 | 0-3 | 0-0 | 2 | 2 | 4 | 2 | 3 | 1 | 1 | 12 |
| 06 | JOHNSON, Marcus | S | 3 | 1-3 | 1-3 | 0-0 | 2 | 2 | 2 | 0 | 2 | 0 | 0 | 7 |
| TEAM | | | | | | 1 | 3 | 4 | | | | | | |
| TOTALS | | | 108 | 38-66 | 19-36 | 13-16 | 12 | 33 | 45 | 15 | 30 | 14 | 13 | 6 |

| | FG | FG% | 3FG | 3FG% | FT | FT% |
|-------------|-------|------|-------|------|-------|-------|
| 1st Half | 19-32 | 59.4 | 6-13 | 46.2 | 11-14 | 78.6 |
| 2nd Half | 19-34 | 55.9 | 13-23 | 56.5 | 2-2 | 100.0 |
| GAME | 38-66 | 57.6 | 19-36 | 52.8 | 13-16 | 81.3 |

Deadball Rebounds: 1, 0
 Biggest Run: 14 (2:04 1H)
 Largest Lead: 61 (4:33 2H)
 Technical Fouls: None

Officials: Kipp Kissinger, Doug Simons, Ron Grouver
 Attendance: 6,682 | Start Time: 7:01 pm. | Game Duration: 1:56
 K-State led 38:35 // Mississippi Valley never led // Game was tied for 1:25
 Lead Changes: 0 // Times Tied: 1

| Points From | Off Turnovers | Paint | 2nd Chance | Fast Break | Bench |
|-------------|---------------|-------|------------|------------|-------|
| MVSU | 4 | 10 | 7 | 11 | 11 |
| K-State | 17 | 34 | 17 | 27 | 38 |

11 AT CREIGHTON

Dec. 13, 2025 | Omaha, Neb. / CHI Health Center Omaha

| | | | | |
|----------------|----|----|---|----|
| Creighton | 33 | 43 | — | 76 |
| K-STATE | 51 | 32 | — | 83 |

► Sophomore **David Castillo** scored six of his game-high 19 points in the last two minutes to help K-State hold off a furious Creighton rally in an 83-76 win on Dec. 13 before 16,657 fans at CHI Health Center Omaha.

► K-State (7-4) earned its first win in a non-conference road game since a 75-60 victory at LSU on Dec. 9, 2023, snapping a 4-game skid. The Wildcats posted just their third all-time win in 10 visits to Omaha (1969, 1987 and 2025) while running their winning streak over the Bluejays to 4 games.

► Buoyed by a near record-setting 51-point first-half, K-State led by as many as 20 points in the early moments of the second half before Creighton (5-5) slowly chipped away at the deficit, closing to within 73-70 with 2:41 to play. However, Castillo saved his best for clutch time, scoring six of the Wildcats' last 10 points while adding an assist. It marked the fourth straight game in double figures for the sophomore, including the second in a row off the bench with 19 points.

► After Bluejay senior **Josh Dix** missed a 3-pointer that would have tied the game with 2:10 remaining, Castillo grabbed the rebound and converted on a driving layup. Following another 3-point miss, Castillo once again drove the lane, feeding senior **Khamari McGriff** on a lob dunk to put the Wildcats ahead 77-70 with 1:21 left. Castillo then knocked down a pair of free throws for a 79-73 lead before finishing things off with a breakaway dunk with 18 seconds.

► Castillo was one of four Wildcats to score in double figures, collecting his 19 points on 7-of-11 field goals, including 2-of-4 from 3-point range, while making all 3 free throws. Omaha native junior **Abdi Bashir Jr.** put on a show for the hometown crowd with 18 points on 6 made 3-pointers, including 15 points in the first half when he eclipsed 1,000 career points. Senior **Khamari McGriff** and junior **P.J. Haggerty** added 12 and 10 points, respectively, while senior **Nate Johnson** had game-highs in both assists (6) and steals (4) go with 8 points.

► K-State led by as many as 18 points in the first half, including 51-33 at the break, as the Wildcats connected on 59.4 percent (19-of-32) from the field, including 64.7 percent (11-of-17) from 3-point range.

► The Wildcats, which shot a season-low 27.8 percent (10-of-36) in the second half, finished at 42.6 percent (29-of-68) for the game, including 42.9 percent (12-of-28) from 3-point range. The team also made 13 of 15 attempts (86.7 percent) from the free throw line and turned the ball over just 7 times.

| No. | Name | PTS | FG | 3FG | FT | O | D | R | PF | A | TO | S | B | MIN |
|---------------|----------------|-----|----|-------|-------|-------|----|----|----|----|----|---|---|-----|
| 00 | GREEN, Jasen | F | 6 | 3-7 | 0-1 | 0-0 | 2 | 6 | 8 | 2 | 3 | 2 | 0 | 32 |
| 41 | TRAWDT, Isaac | F | 18 | 5-10 | 4-8 | 4-5 | 2 | 5 | 7 | 1 | 0 | 0 | 0 | 26 |
| 01 | SWARTZ, Justin | G | 12 | 4-11 | 4-9 | 0-0 | 2 | 1 | 3 | 2 | 2 | 2 | 0 | 26 |
| 04 | DIX, Josh | G | 18 | 7-17 | 2-7 | 2-2 | 5 | 7 | 0 | 2 | 0 | 2 | 0 | 35 |
| 09 | DAVIS, Josh | G | 5 | 2-3 | 1-2 | 0-0 | 0 | 2 | 3 | 5 | 1 | 1 | 0 | 30 |
| 05 | GRAVES, Nik | A | 2 | 0-1 | 0-1 | 2-2 | 1 | 0 | 2 | 0 | 1 | 1 | 0 | 9 |
| 32 | FREEMAN, Owen | A | 2 | 0-6 | 0-0 | 0-0 | 2 | 2 | 4 | 1 | 2 | 0 | 1 | 11 |
| 07 | ZUGIC, Fedor | G | 7 | 2-5 | 1-3 | 2-2 | 0 | 2 | 2 | 2 | 0 | 1 | 1 | 21 |
| 17 | KONAN, Kerem | O | 0 | 0-1 | 0-0 | 0-0 | 0 | 0 | 0 | 1 | 0 | 0 | 0 | 4 |
| 02 | HARPER, Blake | A | 4 | 0-1 | 0-1 | 4-4 | 0 | 1 | 1 | 0 | 0 | 0 | 0 | 7 |
| TEAM | | | | | | 0 | 0 | 0 | | | 1 | | | |
| TOTALS | | | 76 | 25-63 | 12-32 | 14-15 | 11 | 24 | 35 | 13 | 15 | 7 | 4 | 200 |

| | FG | FG% | 3FG | 3FG% | FT | FT% |
|-------------|-------|------|-------|------|-------|-------|
| 1st Half | 10-31 | 32.3 | 5-15 | 33.3 | 8-8 | 100.0 |
| 2nd Half | 15-32 | 46.9 | 7-17 | 41.2 | 6-7 | 85.7 |
| GAME | 25-63 | 39.7 | 12-32 | 37.5 | 14-15 | 93.3 |

Deadball Rebounds: 1, 1
 Biggest Run: 11 (16:38 2H)
 Largest Lead: 20 (19:20 1H)
 Technical Fouls: None

| No. | Name | PTS | FG | 3FG | FT | O | D | R | PF | A | TO | S | B | MIN |
|---------------|------------------|-----|-----|-------|-------|-------|----|----|----|----|----|---|---|-----|
| 00 | RAPIEQUE, Elias | W | 9 | 4-5 | 1-1 | 0-0 | 3 | 6 | 5 | 2 | 0 | 0 | 0 | 25 |
| 21 | McGRUFF, Khamari | W | 12 | 3-7 | 1-1 | 5-6 | 3 | 6 | 2 | 0 | 1 | 0 | 0 | 28 |
| 01 | BASHIR Jr., Abdi | G | 18 | 6-17 | 6-12 | 0-0 | 0 | 2 | 0 | 2 | 0 | 1 | 0 | 28 |
| 04 | HAGGERTY, P.J. | G | 10 | 4-12 | 0-2 | 2-3 | 1 | 4 | 5 | 2 | 1 | 2 | 0 | 34 |
| 34 | JOHNSON, Nate | G | 8 | 3-10 | 2-7 | 0-0 | 1 | 3 | 4 | 1 | 6 | 2 | 4 | 32 |
| 10 | CASTILLO, David | G | 19 | 7-11 | 2-4 | 3-3 | 1 | 2 | 3 | 3 | 0 | 1 | 1 | 23 |
| 15 | MANNING, Taj | A | 2 | 1-2 | 0-0 | 0-0 | 2 | 3 | 5 | 0 | 0 | 0 | 0 | 13 |
| 22 | BUCA, Dorin | S | 1-3 | 0-0 | 3-3 | 2 | 3 | 5 | 2 | 1 | 1 | 0 | 0 | 11 |
| 03 | JONES, C.J. | S | 0 | 0-1 | 0-1 | 0-0 | 0 | 2 | 2 | 1 | 0 | 0 | 0 | 7 |
| TEAM | | | | | | 3 | 5 | | | | | | | |
| TOTALS | | | 83 | 29-68 | 12-28 | 13-15 | 15 | 27 | 42 | 16 | 14 | 7 | 5 | 200 |

| | FG | FG% | 3FG | 3FG% | FT | FT% |
|-------------|-------|------|-------|------|-------|-------|
| 1st Half | 19-32 | 59.4 | 11-17 | 64.7 | 2-2 | 100.0 |
| 2nd Half | 10-36 | 27.8 | 1-11 | 9.1 | 11-13 | 84.6 |
| GAME | 29-68 | 42.6 | 12-28 | 42.9 | 13-15 | 86.7 |

Deadball Rebounds: 1, 0
 Biggest Run: 7 (3:34 1H)
 Largest Lead: 20 (18:41 2H)
 Technical Fouls: None

Officials: James Breeding, Tim Clougherty, Antonio Petty
 Attendance: 16,657 | Start Time: 2:15 pm. | Game Duration: 2:13
 K-State led 36:51 // Creighton led 0:56 // Game was tied for 2:13
 Lead Changes: 5 // Times Tied: 2

| Points From | Off Turnovers | Paint | 2nd Chance | Fast Break | Bench |
|-------------|---------------|-------|------------|------------|-------|
| CU | 2 | 24 | 11 | 10 | 17 |
| K-State | 8 | 34 | 16 | 9 | 26 |

12 SOUTH DAKOTA

Dec. 20, 2025 | Manhattan, Kan. / Bramlage Coliseum

| | | | | |
|----------------|----|----|---|-----|
| South Dakota | 34 | 42 | — | 76 |
| K-STATE | 57 | 49 | — | 106 |

► Junior **P.J. Haggerty** paced five Wildcats in double figures with a game-high 24 points, as K-State recorded its second 100-point game of the season in a 106-76 win over South Dakota on Dec. 20 before 7,287 fans at Bramlage Coliseum.

► The Wildcats (8-4), which scored a season-high 108 points in the win over Mississippi Valley State on Dec. 8, notched their second 100-point performance in the last 3 games while tying the school single-season record with the 1966-67, 1979-80, 1993-94 and 1997-98 teams. It also matched the 1993-94 and 1997-98 teams for the most 100-point games at home in a single season.

► K-State shot better than 60 percent from the field for the third time, as the Wildcats connected on 62.1 percent (41-of-66), including 50 percent (12-of-24) from 3-point range, and 75 percent (12-of-16) from the free throw line. The team hit on better than 56 percent in each half, including a season-high 57 first-half points on a season-high 67.6 percent (23-of-34) shooting. The 41 made field goals are the most in 115 games under **Jerome Tang** and the most since totaling 43 vs. UTA more than 34 years ago on Nov. 23, 1991.

► The Wildcats were particularly lethal inside the 3-point arc, hitting on 69.1 percent (29-of-42) of their 2-point attempts, including a school-record tying 56 points in the paint. The team also had 56 points in the paint against Cal earlier this season as well as against South Dakota in 2010 and Miami in 2023. The team also dished out 23 assists, including 5 each from junior **Abdi Bashir Jr.** and sophomore **David Castillo**, and posted a 44-28 advantage on the glass.

► Haggerty posted his eighth game of 20 or more points this season, leading the way with 24 points on 10-of-12 field goals and 3-of-4 free throws to go with a game-high 6 rebounds and 3 assists in just over 26 minutes. Joining Haggerty in double figures were Castillo with 16 points, Bashir and senior **Nate Johnson** with 15 points each and senior **Khamari McGriff**

2025-26 BOXSCORES/RECAPS

13 ULM

Dec. 28, 2025 | Manhattan, Kan. / Bramlage Coliseum

| | | | | |
|---------|----|----|---|----|
| ULM | 36 | 49 | — | 85 |
| K-STATE | 46 | 48 | — | 94 |

- Junior **P.J. Haggerty** scored 23 of his team-high 24 points in the second half, as K-State wrapped up non-conference play with a 94-85 win over a pesky ULM squad on Dec. 28 before 8,163 fans at Bramlage Coliseum.
- The victory extended the team's winning streak to 4 games, as they finished non-conference play with a 9-4 record, which is the third-best mark in the last 7 seasons and the best since the 2023-24 squad opened at 10-3. K-State is now 197-66 in non-conference play since 2006-07, including 137-16 at home.
- Haggerty, who collected his ninth game of 20 or more points this season, bounced back from his worst first half of the season to score his 23 second-half points on 7-of-10 field goals and 9-of-9 free throws. None of his 23 second-half points proved more critical than a pair of 3-point plays after the Warhawks (3-11) had whittled the lead from a game-high 20 points (69-49) with 13:18 to play to just 4 points (75-71) with just over 6 minutes remaining.
- With momentum shifting to ULM after a 6-0 run cut the deficit to 75-71 at the 6:04 mark, Haggerty converted on the first of his 3-point plays out of a K-State timeout. He then added a second one following a Warhawks' 3-pointer that gave the Wildcats an 83-74 lead with 4:51 remaining.
- After yet another rally closed the deficit to 87-83 with just over 3 minutes to play, Haggerty came through with a big defensive rebound before assisting on a fast-break layup by sophomore **David Castillo** that pushed the lead to 92-83 with 2:24 left. He then scored the game's final points on a layup with 1:10 remaining that put the Wildcats ahead 94-85.
- Haggerty finished the day 7-of-16 from the field and 10-of-11 from the free throw line to go with a team-best 8 rebounds and 3 assists in 29 minutes. He has now scored in double figures in all 13 games while leading in scoring 10 times.
- Haggerty was joined in double figures by senior **Nate Johnson** (14 points) and junior **Abdi Bashir Jr.** (11 points). Two other Wildcats had 9 points (junior **Elias Rapique** and **Castillo**), while senior **Khamari McGriff** and junior **Taj Manning** added 8 points each. Manning also had a career-high 7 rebounds.
- Despite shooting a lackluster 28.6 percent (10-of-35) from 3-point range, K-State still managed to score 90 or more points for the seventh time in 13 games. The Wildcats converted on 65.7 percent (23-of-35) of their shots inside the 3-point line, including a 44-32 advantage in the paint.

| No. | Name | PTS | FG | 3FG | FT | O | D | R | PF | A | TO | S | B | MIN |
|--------|------------------|--------|-------|------|-------|---|----|----|----|----|----|----|----|-----|
| 05 | SONDORS, Renars | F 8 | 3-7 | 1-3 | 1-2 | 2 | 2 | 4 | 4 | 2 | 1 | 1 | 0 | 32 |
| 03 | LEWIS, Krystan | G 25 | 6-11 | 1-3 | 12-13 | 0 | 2 | 2 | 3 | 2 | 4 | 2 | 0 | 32 |
| 04 | BRODNEK, Lawell | G 21 | 8-11 | 1-1 | 4-8 | 1 | 7 | 8 | 4 | 2 | 2 | 2 | 0 | 33 |
| 08 | MOLFOFF, Alex | G 5 | 2-4 | 1-2 | 0-0 | 0 | 0 | 0 | 0 | 2 | 0 | 2 | 0 | 15 |
| 21 | RUSSELL, MJ | G 17 | 5-11 | 2-4 | 5-5 | 1 | 4 | 5 | 3 | 3 | 3 | 2 | 0 | 39 |
| 00 | DIAZ, Dylan | S 2-6 | 1-4 | 0-0 | 1-2 | 3 | 2 | 4 | 3 | 1 | 0 | 1 | 0 | 27 |
| 23 | BARNSILE, Aymode | K 3-13 | 0-0 | 1-2 | 2-4 | 4 | 4 | 1 | 0 | 1 | 2 | 11 | 1 | 21 |
| 01 | HARTMAN, Przemek | 0 | 0-2 | 0-1 | 0-0 | 1 | 1 | 0 | 0 | 0 | 0 | 0 | 0 | 3 |
| 11 | BELL, William | 1 | 0-0 | 0-0 | 1-2 | 0 | 0 | 1 | 0 | 0 | 0 | 1 | 0 | 8 |
| TEAM | | | | | | 0 | 3 | | | | | | | |
| TOTALS | | 85 | 27-55 | 7-18 | 24-34 | 7 | 23 | 30 | 15 | 15 | 10 | 4 | 20 | |

| | FG | FG% | 3FG | 3FG% | FT | FT% |
|----------|-------|------|------|------|-------|------|
| 1st Half | 12-24 | 50.0 | 1-7 | 14.3 | 11-17 | 64.7 |
| 2nd Half | 15-31 | 48.4 | 6-11 | 54.5 | 13-17 | 76.5 |
| GAME | 27-55 | 49.1 | 7-18 | 38.9 | 24-34 | 70.6 |

Deadball Rebounds: 3, 0
Biggest Run: 11 (9:58 2H)
Largest Lead: 6 (16:58 1H)
Technical Fouls: None

| No. | Name | PTS | FG | 3FG | FT | O | D | R | PF | A | TO | S | B | MIN |
|--------|------------------|------|-------|-------|-------|----|----|----|----|----|----|----|----|-----|
| 00 | RAPIQUE, Elias | W 9 | 4-7 | 1-1 | 0-0 | 1 | 2 | 4 | 6 | 1 | 2 | 0 | 25 | |
| 21 | McGRIFE, Khamari | W 8 | 3-4 | 0-0 | 2-3 | 3 | 2 | 5 | 3 | 1 | 1 | 2 | 22 | |
| 01 | BASHIR, Abdi | G 11 | 4-9 | 3-8 | 0-0 | 2 | 2 | 4 | 3 | 0 | 0 | 23 | | |
| 04 | HAGGERTY, P.J. | G 24 | 7-16 | 0-3 | 10-11 | 2 | 6 | 8 | 3 | 3 | 4 | 1 | 0 | 29 |
| 34 | JOHNSON, Nate | G 14 | 4-7 | 4-7 | 2-3 | 4 | 6 | 3 | 4 | 2 | 1 | 0 | 33 | |
| 03 | JONES, C.J. | 2 | 0-3 | 0-3 | 2-2 | 0 | 0 | 2 | 0 | 1 | 1 | 0 | 12 | |
| 10 | CASTILLO, David | 9 | 4-11 | 1-7 | 0-0 | 1 | 4 | 5 | 1 | 3 | 2 | 0 | 21 | |
| 15 | MANNING, Taj | 8 | 3-5 | 1-3 | 1-2 | 4 | 3 | 7 | 1 | 2 | 0 | 1 | 13 | |
| 22 | BUCA, Dorin | 7 | 3-4 | 0-1 | 1-3 | 1 | 2 | 3 | 1 | 0 | 1 | 1 | 13 | |
| 47 | KOSTIC, Andrej | 2 | 1-4 | 0-0 | 1-2 | 3 | 1 | 3 | 1 | 1 | 0 | 0 | 8 | |
| TEAM | | | | | | 0 | 2 | | | | | | | |
| TOTALS | | 94 | 33-70 | 10-35 | 18-24 | 15 | 28 | 43 | 23 | 25 | 13 | 8 | 2 | 200 |

| | FG | FG% | 3FG | 3FG% | FT | FT% |
|----------|-------|------|-------|------|-------|------|
| 1st Half | 16-37 | 43.2 | 6-18 | 33.3 | 8-12 | 66.7 |
| 2nd Half | 17-33 | 51.5 | 4-17 | 23.5 | 10-12 | 83.3 |
| GAME | 33-70 | 47.1 | 10-35 | 28.6 | 18-24 | 75.0 |

Deadball Rebounds: 5, 0
Biggest Run: 8 (3:33 1H)
Largest Lead: 20 (13:18 2H)
Technical Fouls: None

Officials: Brooks Wells, Jeffrey Anderson, Antonio Petty
Attendance: 8,163 | Start Time: 1:01 p.m. | Game Duration: 2:12
K-State led 27-01 // ULM led 10-54 // Game was tied for 2:05
Lead Changes: 2 // Times Tied: 4

| Points From | Off Turnovers | Paint | 2nd Chance | Fast Break | Bench |
|-------------|---------------|-------|------------|------------|-------|
| ULM | 20 | 32 | 6 | 11 | 9 |
| K-State | 15 | 44 | 11 | 16 | 28 |

14 10/10 BYU

Jan. 3, 2026 | Manhattan, Kan. / Bramlage Coliseum

| | | | | |
|-----------|----|----|---|----|
| 10/10 BYU | 45 | 38 | — | 83 |
| K-STATE | 35 | 38 | — | 73 |

- Despite a valiant effort before a sold-out crowd, K-State could not overcome a surging afternoon from 3-point range in an 83-73 loss to No. 10/10 BYU on Jan. 3 in the Big 12 opener for both schools at Bramlage Coliseum.
- K-State, which entered the day 10th in 3-point field goal percentage (39.9), was held to a season-low 14.3 percent (3-of-21) shooting from beyond the arc, including just 15.4 percent (2-of-13) in a first half in which the Wildcats fell down by 10 points at the half.
- BYU (13-1, 1-0 Big 12) climbed out of an early 14-9 deficit with a 9-0 run midway through the first half then outscored K-State, 16-8, to enter halftime with a 45-35 lead. The Wildcats closed the deficit to single digits several times in the second half, including 47-41 at the first media timeout and 78-71 with 2:21 remaining, but each time the Cougars had an answer to maintain their lead.
- Even though the Wildcats struggled from the arc, they gave themselves a chance against the Cougars, winners of 10 straight games, with 48 points in the paint, 17 points off turnovers and a special performance junior **P.J. Haggerty**, who finished with his best all-around effort in his first Big 12 game.
- The junior recorded his 10th game of the season with 20 or more points, tying freshman **AJ Dybantsa** with a game-high 24 points, to go with 7 rebounds, 6 assists and a season-high 4 steals in 36 minutes. He is now the first Wildcat since **Jacob Pullen** in 2009-10 to score in double figures in the first 14 games.
- Haggerty was joined in double figures by junior **Abdi Bashir Jr.**, who was responsible for all 3 of the Wildcats' 3-pointers to finish with 16 points, along with sophomore **David Castillo** and senior **Khamari McGriff**, who finished with 13 and 12 points, respectively.
- BYU was led by a game-tying 24 points from Dybantsa, who finished 8-of-15 from the field and 7-of-10 from the line to go with 8 rebounds, 3 assists and 3 steals. Backcourt mates **Robert Wright III** (18 points) and **Richie Saunders** (13 points) combined for 31 points, while big man **Keba Keita** recorded a double-double with 11 points and a game-high 16 rebounds.
- Although the Wildcats held the advantage in points off turnovers (17-7) and points in the paint (48-32), Keita's 16 boards helped the Cougars to a 47-35 advantage on the glass, including 16 offensive rebounds that led to a 20-7 edge in second-chance points.

| No. | Name | PTS | FG | 3FG | FT | O | D | R | PF | A | TO | S | B | MIN |
|--------|--------------------|------|-------|------|-------|----|----|----|----|----|----|---|----|-----|
| 03 | DYBANTSA, AJ | F 24 | 8-15 | 1-2 | 7-10 | 1 | 7 | 8 | 3 | 3 | 7 | 3 | 0 | 33 |
| 13 | KEITA, Keba | C 11 | 4-4 | 0-0 | 3-6 | 8 | 16 | 2 | 0 | 2 | 0 | 2 | 0 | 27 |
| 01 | WRIGHT III, Robert | G 18 | 6-15 | 2-2 | 4-6 | 0 | 4 | 0 | 5 | 4 | 0 | 0 | 0 | 37 |
| 15 | SAUNDERS, Richie | G 13 | 4-15 | 3-11 | 2-2 | 1 | 2 | 3 | 0 | 3 | 2 | 2 | 0 | 35 |
| 30 | DAVIS JR., Kennard | G 4 | 1-5 | 1-5 | 1-2 | 2 | 4 | 6 | 2 | 3 | 2 | 3 | 1 | 35 |
| 05 | BOSKOVIC, Mihailo | 9 | 3-5 | 2-3 | 1-1 | 1 | 2 | 3 | 5 | 1 | 1 | 1 | 0 | 18 |
| 34 | AHMED, Abdullah | 4 | 2-3 | 0-0 | 0-0 | 1 | 2 | 3 | 2 | 0 | 0 | 3 | 12 | |
| 02 | MRUS, Tyler | 0 | 0-1 | 0-1 | 0-0 | 0 | 0 | 1 | 0 | 0 | 0 | 0 | 4 | |
| TEAM | | | | | | 2 | 3 | | | | | | | |
| TOTALS | | 83 | 28-63 | 9-24 | 18-27 | 16 | 31 | 47 | 16 | 17 | 19 | 9 | 6 | 200 |

| | FG | FG% | 3FG | 3FG% | FT | FT% |
|----------|-------|------|------|------|-------|------|
| 1st Half | 16-36 | 44.4 | 7-18 | 38.9 | 6-8 | 75.0 |
| 2nd Half | 12-27 | 44.4 | 2-6 | 33.3 | 12-19 | 63.2 |
| GAME | 28-63 | 44.4 | 9-24 | 37.5 | 18-27 | 66.7 |

Deadball Rebounds: 3, 0
Biggest Run: 9 (11:55 1H)
Largest Lead: 12 (6:42 2H)
Technical Fouls: None

| No. | Name | PTS | FG | 3FG | FT | O | D | R | PF | A | TO | S | B | MIN |
|--------|------------------|------|-------|------|-------|----|----|----|----|----|----|----|----|-----|
| 15 | MANNING, Taj | W 4 | 2-4 | 0-1 | 0-0 | 3 | 6 | 3 | 1 | 1 | 0 | 1 | 18 | |
| 21 | McGRIFE, Khamari | W 12 | 5-7 | 0-1 | 2-2 | 1 | 7 | 8 | 4 | 2 | 0 | 1 | 1 | 25 |
| 01 | BASHIR, Abdi | G 16 | 5-13 | 3-8 | 3-3 | 1 | 3 | 4 | 0 | 2 | 1 | 0 | 0 | 30 |
| 04 | HAGGERTY, P.J. | G 24 | 8-16 | 0-2 | 8-10 | 4 | 7 | 4 | 6 | 3 | 4 | 0 | 0 | 36 |
| 34 | JOHNSON, Nate | G 0 | 0-5 | 0-3 | 0-0 | 0 | 3 | 3 | 1 | 1 | 4 | 3 | 0 | 31 |
| 14 | KEGWORUKA, Mobi | 2 | 1-3 | 0-0 | 0-0 | 1 | 1 | 1 | 0 | 1 | 2 | 1 | 0 | 14 |
| 22 | BUCA, Dorin | 0 | 0-2 | 0-0 | 0-0 | 1 | 1 | 3 | 3 | 1 | 1 | 1 | 0 | 15 |
| 10 | CASTILLO, David | 13 | 6-14 | 0-5 | 1-2 | 0 | 2 | 2 | 3 | 0 | 1 | 0 | 0 | 27 |
| 03 | JONES, C.J. | 2 | 1-3 | 0-1 | 0-0 | 0 | 0 | 0 | 1 | 0 | 1 | 0 | 1 | 5 |
| TEAM | | | | | | 1 | 2 | | | | | | | |
| TOTALS | | 73 | 28-67 | 3-21 | 14-19 | 11 | 24 | 35 | 22 | 15 | 12 | 12 | 2 | 200 |

| | FG | FG% | 3FG | 3FG% | FT | FT% |
|----------|-------|------|------|------|-------|------|
| 1st Half | 12-34 | 35.3 | 2-13 | 15.4 | 9-11 | 81.8 |
| 2nd Half | 16-33 | 48.5 | 1-8 | 12.5 | 5-8 | 62.5 |
| GAME | 28-67 | 41.8 | 3-21 | 14.3 | 14-19 | 73.7 |

Deadball Rebounds: 2, 1
Biggest Run: 5 (16:22 1H)
Largest Lead: 5 (15:24 2H)
Technical Fouls: None

Officials: Doug Simons, Christopher Merlo, Keith Patterson
Attendance: 11,010 | Start Time: 12:36 p.m. | Game Duration: 2:14
K-State led 3:34 // BYU led 34:00 // Game was tied for 2:26
Lead Changes: 4 // Times Tied: 2

| Points From | Off Turnovers | Paint | 2nd Chance | Fast Break | Bench |
|-------------|---------------|-------|------------|------------|-------|
| BYU | 7 | 32 | 20 | 11 | 13 |
| K-State | 17 | 48 | 7 | 4 | 17 |

15 AT 1/2 ARIZONA

Jan. 7, 2026 | Tucson, Ariz. / McKale Center

| | | | | |
|-------------|----|----|---|-----|
| 1/2 Arizona | 51 | 50 | — | 101 |
| K-STATE | 36 | 40 | — | 76 |

- Arizona looked every bit the nation's top-ranked team, as the Wildcats shot nearly 50 percent from the field while posting a 55-32 advantage on the glass en route to a 101-76 win over K-State before 14,357 fans at the McKale Center.
- K-State (9-6, 0-2 Big 12), which has opened conference play with consecutive top-10 opponents for the first time ever, fell to 5-19 all-time vs. the AP No. 1 team, including 1-5 on the road. The Wildcats have now lost 5 in a row against the top-ranked team with the last win coming in 2016.
- One of six remaining unbeaten teams in the country, Arizona connected on 49.3 percent (34-of-69) of its field goals, including 58.5 percent (31-of-53) from inside the arc with 56 points in the paint, while knocking down 30 of 39 attempts (78.9 percent) from the free throw line.
- In addition to a 56-36 advantage in the paint, Arizona had 26 fast-break points while turning 15 offensive rebounds into 19 second-chance points.
- It marked just the 18th time in school history that K-State has surrendered 100 or more points, including just the second time under coach **Jerome Tang**.
- Equally impressive was Arizona's play on the defensive end, holding K-State to a season-low 33.8 percent (26-of-77) from the field, including 22.2 percent (8-of-36) from 3-point range. Junior **Abdi Bashir Jr.**, who entered the day ranking in the top-10 nationally in 3-pointers/game (3.71) and total 3-pointers (52), was held without a 3-point make (0-of-5) for the first time this season.
- Arizona has now won its 15 games by an average of more than 23 points.
- Freshman **Brayden Burries** (28 points) and junior **Motiejus Krivas** (25 points) paced Arizona with a combined 53 points on 19-of-26 shooting. Krivas had a double-double with a game-high 12 rebounds, while Burries narrowly missed a double-double with 9 rebounds to go with 4 assists and 4 steals. Freshman **Koa Peat** also had a double-double with 15 points and 10 rebounds, while senior **Tobe Awaka** added 8 points and 11 rebounds off the bench.
- Junior **P.J. Haggerty** led K-State with 19 points and 7 assists in 32 minutes, while senior **Nate Johnson** and junior **Dorin Buca** chipped in 15 and 12 points, respectively. Haggerty has now scored in double figures in all 15 games this season while the leading team in scoring 12 times.

| No. | Name | PTS | FG | 3FG | FT | O | D | R | PF | A | TO | S | B | MIN |
|-----|--------------------|------|-------|-----|-------|---|----|----|----|---|----|---|---|-----|
| 08 | KHARCHENKOV, Ivan | F 4 | 1-3 | 0-1 | 2-4 | 1 | 1 | 2 | 3 | 1 | 0 | 1 | 2 | 25 |
| 10 | PEAT, Koa | F 15 | 6-11 | 1-2 | 2-2 | 0 | 10 | 10 | 4 | 4 | 1 | 0 | 0 | 26 |
| 13 | KRIVAS, Motiejus | G 25 | 7-10 | 0-1 | 11-12 | 5 | 7 | 12 | 1 | 0 | 2 | 0 | 2 | 29 |
| 00 | BRADLEY, Jaden | G 9 | 3-10 | 1-1 | 2-2 | 0 | 3 | 3 | 3 | 5 | 2 | 0 | 2 | 28 |
| 05 | BURRIES, Brayden | G 28 | 12-16 | 1-5 | 3-5 | 1 | 8 | 9 | 1 | 4 | 0 | 4 | 1 | 29 |
| 03 | BELLOROSO, Anthony | 6 | 2-8 | 0-5 | 2-3 | 0 | 0 | 2 | 0 | 2 | 0 | 2 | 1 | 20 |
| 30 | AWAKA, Tobe | 8 | | | | | | | | | | | | |

2025-26 BOXSCORES/RECAPS

16 AT ARIZONA STATE

Jan. 10, 2026 | Tempe, Ariz. / Desert Financial Arena

| | | | | |
|----------------|----|----|---|----|
| Arizona State | 36 | 51 | — | 87 |
| K-STATE | 38 | 46 | — | 84 |

► K-State made a furious rally to close a 9-point deficit to one with 5 seconds left, but senior **Moe Odum** calmly sank 2 free throws on the ensuing possession to help Arizona State hold on for an 87-84 win at Desert Financial Arena.

► K-State had one last chance with 4.3 seconds left, but junior **P.J. Haggerty's** desperation 3-point attempt fell short as the buzzer sounded. The guard led all scorers with 25 points, as he registered his 11th game of 20 or more points. He was joined in double figures by **Abdi Bashir Jr.**, who added 22 points.

► The near comeback came on the heels of a key 10-0 run midway through the second half that provided Arizona State (10-6, 1-2 Big 12) the difference in a back-and-forth game that included 9 lead changes and 9 ties. The Sun Devils, who played just 7 players due to injury, saw all 5 starters score in double figures, including 21 by Odum and 7-foot-1 freshman **Massamba Diop**. Sophomore **Santiago Trouet** had a double-double with 10 points and 10 rebounds.

► The pivotal 10-0 run came after K-State took a 64-58 lead with 10:32 to play on a sixth 3-pointer from Bashir. The front court trio of Trouet, Diop and graduate **Allen Mukeba** combined for all 10 points to help ASU go ahead 68-64 with 7:13 remaining. From there, the Sun Devils continued their momentum, scoring 8 of the next 11 points to take their largest lead at 76-67 and force a timeout by head coach **Jerome Tang** with 4:21 to play.

► The Wildcats didn't go away quietly though, as a 3-pointer from Haggerty sparked a 17-9 run that closed the gap to 85-84 with 5 seconds. Haggerty was responsible for 9 of the 17 points, including a circus 3-pointer that made it 85-84, while Bashir and senior **Khamari McGriff** each had 4 points. The Sun Devils assisted the rally by making just 5-of-10 free throw attempts during this stretch.

► A key stat in the game came in the paint, where ASU outscored K-State, 50-28, that came alongside a 48-34 rebounding advantage that included a combined 34 boards from the quartet of Trouet (10), Diop (9), Mukeba (8) and sophomore guard **Noah Meeusen** (7). The Sun Devils converted 18 offensive rebounds into a 24-20 narrow edge in second-chance points. In addition, ASU scored 24 points at the free throw line, taking advantage of 27 fouls on K-State.

► The Wildcats were able to stay competitive in the game with 13 made 3-pointers, including 6 from Bashir and 3 from Haggerty. It marked the ninth time this season that the team has registered double-digit 3-point field goals.

ARIZONA STATE (10-6, 1-2 Big 12)

| No. | Name | PTS | FG | 3FG | FT | O | D | R | PF | A | T | S | B | MIN |
|---------------|------------------|-----------|--------------|-------------|--------------|-----------|-----------|-----------|-----------|-----------|-----------|----------|-----------|------------|
| 01 | TROUET, Santiago | F | 10 | 5-12 | 0-2 | 0-1 | 7 | 3 | 10 | 2 | 3 | 1 | 3 | 25 |
| 23 | MUKEBA, Allen | F | 10 | 3-4 | 0-0 | 4-4 | 3 | 5 | 8 | 3 | 1 | 2 | 0 | 28 |
| 35 | DIOP, Massamba | C | 21 | 8-10 | 0-0 | 5-6 | 4 | 5 | 9 | 3 | 1 | 1 | 0 | 32 |
| 02 | JOHNSON, Anthony | G | 18 | 5-10 | 0-3 | 8-10 | 0 | 4 | 4 | 4 | 3 | 1 | 2 | 23 |
| 05 | ODUM, Maurice | G | 21 | 8-17 | 2-7 | 3-4 | 0 | 1 | 1 | 1 | 4 | 7 | 0 | 38 |
| 15 | MEEUSEN, Noah | G | 3 | 1-6 | 1-6 | 0-0 | 2 | 5 | 7 | 3 | 2 | 3 | 2 | 0 |
| 14 | GRBOVIC, Andrija | G | 4 | 0-5 | 0-4 | 4-7 | 0 | 2 | 2 | 1 | 0 | 0 | 0 | 24 |
| TEAM | | | | | | 2 | | 5 | | | | | | |
| TOTALS | | 87 | 30-64 | 3-22 | 24-32 | 18 | 30 | 48 | 17 | 14 | 15 | 6 | 10 | 200 |

| | FG | FG% | 3FG | 3FG% | FT | FT% | Deadball Rebounds: |
|-------------|--------------|-------------|-------------|-------------|--------------|-------------|--------------------|
| 1st Half | 12-30 | 40.0 | 1-10 | 10.0 | 11-12 | 91.7 | 6 |
| 2nd Half | 18-34 | 52.9 | 2-12 | 16.7 | 13-20 | 65.0 | 10 |
| GAME | 30-64 | 46.9 | 3-22 | 13.6 | 24-32 | 75.0 | 16 |

K-STATE (9-7, 0-3 Big 12)

| No. | Name | PTS | FG | 3FG | FT | O | D | R | PF | A | T | S | B | MIN |
|---------------|------------------|-----------|--------------|--------------|--------------|-----------|-----------|-----------|-----------|-----------|-----------|----------|----------|------------|
| 00 | RAPIEGUE, Elias | W | 8 | 3-6 | 2-4 | 0-0 | 1 | 1 | 2 | 4 | 0 | 1 | 0 | 21 |
| 21 | McGRIFF, Khamari | W | 8 | 4-7 | 0-0 | 0-0 | 1 | 2 | 3 | 4 | 1 | 1 | 1 | 0 |
| 01 | BASHIR Jr., Abdi | G | 22 | 8-16 | 6-12 | 0-1 | 0 | 2 | 2 | 4 | 1 | 1 | 0 | 35 |
| 04 | HAGGERTY, P.J. | G | 25 | 7-19 | 3-7 | 8-12 | 1 | 2 | 3 | 4 | 3 | 6 | 1 | 0 |
| 34 | JOHNSON, Nate | G | 7 | 2-6 | 1-4 | 2-2 | 2 | 0 | 2 | 5 | 3 | 1 | 0 | 26 |
| 10 | CASTILLO, David | G | 3 | 1-7 | 1-2 | 0-0 | 0 | 4 | 4 | 1 | 2 | 0 | 0 | 0 |
| 15 | MANNING, Taj | G | 6 | 1-2 | 0-1 | 4-4 | 2 | 2 | 4 | 0 | 0 | 0 | 3 | 20 |
| 22 | BUCA, Dorin | S | 2-5 | 0-0 | 1-2 | 5-3 | 8 | 2 | 1 | 0 | 0 | 1 | 1 | 19 |
| 47 | KOSTIC, Andrej | G | 0 | 0-2 | 0-1 | 0-0 | 0 | 0 | 0 | 0 | 0 | 0 | 0 | 1 |
| TEAM | | | | | | 4 | | 6 | | | | | | |
| TOTALS | | 84 | 28-70 | 13-31 | 15-21 | 16 | 18 | 34 | 27 | 14 | 13 | 7 | 3 | 200 |

| | FG | FG% | 3FG | 3FG% | FT | FT% | Deadball Rebounds: |
|-------------|--------------|-------------|--------------|-------------|--------------|-------------|--------------------|
| 1st Half | 12-36 | 33.3 | 5-15 | 33.3 | 9-11 | 81.8 | 2 |
| 2nd Half | 16-34 | 47.1 | 8-16 | 50.0 | 6-10 | 60.0 | 10 |
| GAME | 28-70 | 40.0 | 13-31 | 41.9 | 15-21 | 71.4 | 12 |

Officials: Brooks Wells, Michael Greenstein, Tommy Johnson
Attendance: 7,133 | Start Time: 2:02 p.m. | Game Duration: 2:19
K-State led 15-55 // ASU led 16-18 // Game was tied for 7:47
Lead Changes: 9 // Times Tied: 9

| Points From | Off Turnovers | Paint | 2nd Chance | Fast Break | Bench |
|-------------|---------------|-------|------------|------------|-------|
| ASU | 13 | 50 | 24 | 14 | 7 |
| K-State | 16 | 28 | 20 | 23 | 14 |

17 UCF

Jan. 14, 2026 | Manhattan, Kan. / Bramlage Coliseum

| | | | | |
|----------------|----|----|---|----|
| UCF | 42 | 40 | — | 82 |
| K-STATE | 28 | 45 | — | 73 |

► K-State battled back from a 16-point deficit to close to within one possession numerous times in the second half, but UCF had an answer to every rally en route to posting an 82-73 win on Jan. 14 at Bramlage Coliseum.

► After trailing as many as 16 points in the first half, including 12 at the half, K-State showed some desperation out of break, closing to 57-56 at the 11:18 mark after a layup from junior **P.J. Haggerty**, who scored 18 of his game-high 23 points in the second half.

► UCF (14-2, 3-1 Big 12) responded with consecutive 3-pointers from graduate **Themus Fulks** and junior **Jordan Burks** to push back ahead 63-56 near the midway point. After consecutive layups from junior **Taj Manning** got K-State to within 63-60, senior **Riley Kugel** connected on a 3-point play to once again put some distance between the teams with 8:50 remaining.

► Haggerty split a pair of free throws to close the deficit to 68-65, but a tip-in from junior **Chris Johnson** and a layup from Kugel put the Knights up 72-65, forcing a timeout from **Jerome Tang** with 5:14 to play. Another 3-point play from Haggerty gave the Wildcats' one last opportunity at 72-68, but Johnson came through with a big 3-pointer to again answer the rally. From there, they got no closer than 5 points, as the Knights salted it away at the free throw line.

► UCF connected on 52.5 percent (32-of-61) of its field goals, including better than 50 percent in each half, while hitting on 46.7 percent (7-of-15) from beyond the arc. Four players scored in double figures, including 19 from Kugel, 18 from senior **Jamichael Stillwell** and a points/assist double-double from Fulks with 13 points and a game-high 12 assists.

► Haggerty was joined in double figures by 15 points from senior **Khamari McGriff**, 12 points from junior **Abdi Bashir Jr.** and a new career-high 10 points from junior **Taj Manning**. Senior **Nate Johnson** tied a career-high with 10 assists to go with 7 points, 6 rebounds and 3 steals.

► K-State rebounded to shoot 54.5 percent (18-of-33) from the field in the second half after making just 34.4 percent (11-of-32) in the first half. For the game, the Wildcats hit on 44.6 percent (29-of-65), including just 20 percent (6-of-30) from 3-point range.

► The win was the first in 3 tries for UCF at Bramlage Coliseum.

UCF (14-2, 3-1 Big 12)

| No. | Name | PTS | FG | 3FG | FT | O | D | R | PF | A | T | S | B | MIN |
|---------------|----------------------|-----------|--------------|-------------|--------------|----------|-----------|-----------|-----------|-----------|----------|----------|------------|-----|
| 04 | STILLWELL, Jamichael | F | 18 | 8-14 | 0-1 | 2-4 | 2 | 5 | 7 | 4 | 1 | 0 | 0 | 30 |
| 99 | BURKS, Jordan | F | 8 | 3-6 | 2-4 | 0-0 | 0 | 2 | 2 | 1 | 0 | 3 | 1 | 0 |
| 07 | BOL, John | C | 2 | 1-2 | 0-0 | 0-0 | 3 | 3 | 3 | 0 | 0 | 1 | 0 | 12 |
| 01 | FULKS, Themus | G | 13 | 6-11 | 1-1 | 0-0 | 3 | 3 | 3 | 12 | 1 | 3 | 0 | 38 |
| 02 | KUGEL, Riley | G | 19 | 6-11 | 2-4 | 5-7 | 0 | 7 | 7 | 3 | 2 | 5 | 0 | 34 |
| 00 | FOUMENE, Jeremy | T | 2 | 1-6 | 0-0 | 2-2 | 1 | 2 | 0 | 0 | 1 | 0 | 0 | 9 |
| 22 | JOHNSON, Chris | S | 9 | 3-5 | 1-2 | 2-2 | 1 | 1 | 2 | 0 | 1 | 0 | 2 | 22 |
| 35 | CAMBRIDGE, Devan | W | 11 | 4-4 | 1-1 | 2-3 | 1 | 5 | 6 | 0 | 2 | 0 | 1 | 25 |
| 11 | PACHECO, Carmelo | O | 0 | 0-2 | 0-0 | 0-0 | 0 | 0 | 0 | 0 | 0 | 0 | 0 | 2 |
| TEAM | | | | | | 2 | | 3 | | | | | | |
| TOTALS | | 82 | 32-61 | 7-15 | 11-18 | 7 | 28 | 35 | 14 | 10 | 8 | 3 | 200 | |

| | FG | FG% | 3FG | 3FG% | FT | FT% | Deadball Rebounds: |
|-------------|--------------|-------------|-------------|-------------|--------------|-------------|--------------------|
| 1st Half | 18-34 | 52.9 | 4-10 | 40.0 | 2-2 | 100.0 | 3 |
| 2nd Half | 14-27 | 51.9 | 3-5 | 60.0 | 9-16 | 56.3 | 11 |
| GAME | 32-61 | 52.5 | 7-15 | 46.7 | 11-18 | 61.1 | 14 |

K-STATE (9-8, 0-4 Big 12)

| No. | Name | PTS | FG | 3FG | FT | O | D | R | PF | A | T | S | B | MIN |
|---------------|------------------|-----------|--------------|-------------|-------------|----------|-----------|-----------|-----------|-----------|-----------|----------|----------|------------|
| 15 | MANNING, Taj | W | 10 | 5-9 | 0-4 | 0-0 | 1 | 4 | 7 | 4 | 3 | 2 | 0 | 32 |
| 21 | McGRIFF, Khamari | W | 15 | 7-9 | 0-0 | 1-2 | 1 | 4 | 5 | 2 | 1 | 1 | 0 | 0 |
| 01 | BASHIR Jr., Abdi | G | 12 | 4-13 | 4-13 | 0-0 | 0 | 2 | 2 | 0 | 3 | 1 | 0 | 26 |
| 04 | HAGGERTY, P.J. | G | 23 | 9-18 | 0-2 | 5-8 | 1 | 4 | 5 | 2 | 5 | 2 | 1 | 0 |
| 34 | JOHNSON, Nate | G | 7 | 2-9 | 1-7 | 2-2 | 0 | 6 | 6 | 4 | 10 | 1 | 3 | 30 |
| 22 | BUCA, Dorin | S | 1 | 0-0 | 0-0 | 1-2 | 0 | 3 | 3 | 2 | 0 | 2 | 0 | 8 |
| 10 | CASTILLO, David | S | 5 | 2-4 | 1-2 | 0-1 | 0 | 1 | 1 | 1 | 0 | 0 | 0 | 21 |
| 03 | JONES, C.J. | O | 0 | 0-3 | 0-0 | 0-1 | 1 | 2 | 3 | 0 | 0 | 0 | 0 | 16 |
| TEAM | | | | | | 2 | | 3 | | | | | | |
| TOTALS | | 73 | 29-65 | 6-30 | 9-15 | 8 | 26 | 34 | 18 | 25 | 12 | 5 | 1 | 200 |

| | FG | FG% | 3FG | 3FG% | FT | FT% | Deadball Rebounds: |
|-------------|--------------|-------------|-------------|-------------|-------------|-------------|--------------------|
| 1st Half | 11-32 | 34.4 | 4-19 | 21.1 | 2-4 | 50.0 | 5 |
| 2nd Half | 18-33 | 54.5 | 2-11 | 18.2 | 7-11 | 63.6 | 11 |
| GAME | 29-65 | 44.6 | 6-30 | 20.0 | 9-15 | 60.0 | 16 |

Officials: Doug Simons, Patrick Adams, Gary Maxwell
Attendance: 7,033 | Start Time: 7:02 p.m. | Game Duration: 2:01
K-State led 1:35 // UCF led 37-11 // Game was tied for 1:14
Lead Changes: 6 // Times Tied: 1

| Points From | Off Turnovers | Paint | 2nd Chance | Fast Break | Bench |
|-------------|---------------|-------|------------|------------|-------|
| UCF | 8 | 40 | 12 | 14 | 22 |
| K-State | 10 | 44 | 9 | 15 | 6 |

18 AT OKLAHOMA STATE

Jan. 17, 2026 | Stillwater, Okla. / Gallagher-Iba Arena

| | | | | |
|----------------|----|----|---|----|
| Oklahoma State | 48 | 36 | — | 84 |
| K-STATE | 43 | 40 | — | 83 |

► Sophomore **Vyctorius Miller** connected on all 3 free throws after being fouled with 2.8 seconds left, as Oklahoma State came from behind to post an 84-83 win in a back-and-forth affair on Jan. 17 at Gallagher-Iba Arena.

► In a game that included 13 lead changes and 11 ties, K-State (9-9, 0-5 Big 12) took an 83-81 lead with 49 seconds remaining on junior **P.J. Haggerty's** jumper. On the ensuing possession, junior guard **Kanye Clary** twice missed from 3-point range with Oklahoma State (14-4, 2-3 Big 12) each time getting the offensive rebound, including on a jump ball with 4 seconds left.

► Miller received the inbounds pass in the corner and was fouled by junior **Abdi Bashir Jr.** as he attempted to swap down at the ball, resulting in 3 free throws. After Miller's 3 free throws gave the Cowboys an 84-83 lead, the Wildcats still had an opportunity to win. The inbounds pass was caught by **Taj Manning** at midcourt, where he called K-State's last timeout with 2.1 seconds. However, Haggerty's 3-point attempt fell short as the buzzer sounded.

► Haggerty paced four Wildcats in double figures with 21 points on 8-of-17 shooting, including 4-of-7 from 3-point range, to go with 8 rebounds, 3 assists and a steal while playing all 40 minutes. He has now scored 20 or more points 13 times with double figures in all 18 games. He is the first Wildcat to open with 18 consecutive games in double figures since **Jacob Pullen** in 2009-10.

► OSU led 48-43 after ending the first half on a 7-2 run then continued that momentum with 8 of the first 11 points out of halftime to take a double-digit lead at 56-46 and force a timeout at the 17:15 mark. From there, K-State scored 15 of the next 20 points to register the first of 7 ties in the second half at 61-46.

► The Wildcats went ahead 67-64 near the midway point before the teams battled through ties of 67-67, 69-69 and 71-71. After a McGriff dunk gave the visitor a 73-72 lead, the home team responded with 5 straight points to go back ahead 77-73 with 5:12 remaining. However, the Wildcats didn't go away, as 3-pointers from senior **C.J. Jones** and Haggerty plus a dunk by Johnson made it 81-79 at the final media timeout with 92 seconds left. The Cowboys tied it at 81-81 on a Clary jumper with 1:15 to play before the final sequence.

► OSU shot just 41.2 percent (28-of-68) from the field with 5 less field goals and 7 fewer 3-point field goals but made up for it by scoring 26 points off 16 K-State turnovers while converting on 20-of-24 attempts (83.3 percent) from the free throw line. The Cowboys had just 7 turnovers.

OKLAHOMA STATE (14-4, 2-3 Big 12)

| No. | Name | PTS | FG | 3FG | FT | O | D | R | PF | A | T | S | B |
|-----|------|-----|----|-----|----|---|---|---|----|---|---|---|---|
|-----|------|-----|----|-----|----|---|---|---|----|---|---|---|---|

2025-26 BOXSCORES/RECAPS

19 UTAH

Jan. 20, 2026 | Manhattan, Kan. / Bramlage Coliseum

| | | | | |
|---------|----|----|---|----|
| Utah | 43 | 35 | — | 78 |
| K-STATE | 46 | 35 | — | 81 |

► Junior **P.J. Haggerty** scored 28 of his game-high 34 points in the second half in helping a short-handed Kansas State to an 81-78 win over Utah before 8,061 fans at Bramlage Coliseum to end a 5-game losing streak to open Big 12 play.

► The 28 points tied for the third-most points in a half, including the most since **Denis Clemente** went for 32 points in the second half at Texas on Jan. 31, 2009.

► K-State (10-9, 1-5 Big 12) had just 10 available players due to injuries, as the Wildcats had to play without regulars **Abdi Bashir Jr.** and **Khamari McGriff**, who had started the previous 18 games. This forced head coach **Jerome Tang** to insert juniors **Dorin Buca** and **David Castillo** into the lineup, alongside Haggerty, senior **Nate Johnson** and junior **Taj Manning**, who made his third straight start in place of the injured **Elias Rapieque**.

► Despite this adversity, the Wildcats found a way to pick up their first Big 12 win as Haggerty came through with a big jumper shot with a score tied at 77-all before Johnson iced the game with a pair of free throws with 6.7 seconds left. The Utes (9-10, 1-5 Big 12) had one last chance, but junior **Terrence Brown's** 3-point attempt fell short with 2 seconds remaining.

► Haggerty's 34 points were the 10th-most by a Wildcat in a Big 12 game and the most since **Markquis Nowell** went for 36 at Texas on Jan. 3, 2023. He hit on 15-of-29 field goals, including 1-of-4 from 3-point range, and 3-of-6 free throws to go with a game-high 8 rebounds, 4 assists and 2 steals in 39 minutes.

► Haggerty was joined in double figures by Castillo, who posted his second career 20-point game and first in Big 12 play with 20 points, and Johnson, who added 17 points on 5-of-9 field goals, including 3-of-5 from 3-point range, to go with a game-high 6 assists and 5 rebounds. Castillo hit a career-high 6 3-pointers, which tied for the 10th-most by a Wildcat in a Big 12 game.

► The Utes were led by Brown, who nearly equaled Haggerty with a team-high 33 points on 14-of-24 shooting, including 4-of-7 from 3-point range. Brown was joined in double figures by junior **Seydou Traore** and graduate **Don McHenry**, who had 15 points each.

► Both teams shot nearly 50 percent with K-State hitting on exactly 50 percent (31-of-62) for the second consecutive game, including 52.2 percent (12-of-23) from 3-point range. Utah shot 49.2 percent (32-of-65), including 34.8 percent (8-of-23) from long range.

UTAH (9-10, 1-5 Big 12)

| No. | Name | PTS | FG | 3FG | FT | O | D | R | PF | A | TO | S | B | MIN |
|--------|-----------------|-----|-------|-------|------|-----|----|----|----|----|----|---|---|-----|
| 00 | TRAORE, Seydou | 15 | 7-12 | 1-4 | 0-0 | 2 | 4 | 6 | 2 | 3 | 0 | 1 | 1 | 30 |
| 08 | DAWES, Keanu | F | 0 | 0-3 | 0-2 | 0-0 | 2 | 5 | 7 | 1 | 1 | 0 | 0 | 1 |
| 32 | OKONKWO, James | F | 2 | 1-3 | 0-0 | 0-0 | 2 | 2 | 2 | 0 | 1 | 0 | 1 | 24 |
| 02 | BROWN, Terrence | G | 33 | 14-24 | 4-7 | 1-2 | 1 | 3 | 4 | 2 | 6 | 4 | 0 | 32 |
| 03 | MCHENRY, Don | G | 15 | 5-12 | 3-8 | 2-5 | 1 | 5 | 6 | 0 | 3 | 0 | 0 | 32 |
| 21 | ABBEY, Obomate | 4 | 1-3 | 0-0 | 2-2 | 0-0 | 2 | 2 | 1 | 1 | 0 | 0 | 0 | 17 |
| 07 | HAYES, Josh | 9 | 4-5 | 0-0 | 1-1 | 3 | 0 | 3 | 2 | 0 | 0 | 0 | 0 | 16 |
| 13 | SANDERS, Kendyl | 0 | 0-3 | 0-2 | 0-0 | 0 | 3 | 3 | 1 | 0 | 0 | 0 | 0 | 19 |
| TEAM | | | | | | 1 | 2 | 3 | | | 1 | | | |
| TOTALS | | 78 | 32-65 | 8-23 | 6-10 | 10 | 24 | 34 | 14 | 10 | 9 | 5 | 4 | 200 |

| | FG | FG% | 3FG | 3FG% | FT | FT% | Deadball Rebounds: |
|----------|-------|------|------|------|------|-------|---|
| 1st Half | 19-35 | 54.3 | 4-11 | 36.4 | 1-1 | 100.0 | 3, 0 |
| 2nd Half | 13-30 | 43.3 | 4-12 | 33.3 | 5-9 | 55.6 | 10 (18:16 2H) |
| GAME | 32-65 | 49.2 | 8-23 | 34.8 | 6-10 | 60.0 | Largest Lead: 5 (17:07 1H) Technical Fouls: Traore |

K-STATE (10-9, 1-5 Big 12)

| No. | Name | PTS | FG | 3FG | FT | O | D | R | PF | A | TO | S | B | MIN |
|--------|-----------------|-----|-------|-------|------|-------|----|----|----|----|----|---|---|-----|
| 15 | MANNING, Taj | W | 8 | 3-5 | 1-3 | 1-2 | 4 | 3 | 7 | 1 | 2 | 0 | 1 | 0 |
| 22 | BUCA, Dorin | W | 7 | 3-4 | 0-1 | 1-3 | 1 | 2 | 3 | 1 | 0 | 1 | 0 | 13 |
| 04 | HAGGERTY, P.J. | G | 24 | 7-16 | 0-3 | 10-11 | 2 | 6 | 8 | 3 | 4 | 1 | 0 | 29 |
| 10 | CASTILLO, David | G | 9 | 4-11 | 1-7 | 0-0 | 1 | 4 | 5 | 1 | 3 | 2 | 0 | 21 |
| 34 | JOHNSON, Nate | G | 14 | 4-7 | 4-7 | 2-3 | 2 | 4 | 6 | 3 | 4 | 2 | 1 | 33 |
| 03 | JONES, C.J. | 2 | 0-3 | 0-3 | 2-2 | 0-0 | 0 | 2 | 0 | 2 | 0 | 1 | 0 | 12 |
| 47 | KOSTIC, Andrej | 2 | 1-4 | 0-2 | 0-0 | 1 | 2 | 3 | 1 | 3 | 1 | 0 | 0 | 8 |
| TEAM | | | | | | 2 | 0 | 2 | | | | | | |
| TOTALS | | 81 | 31-62 | 12-23 | 7-10 | 7 | 22 | 29 | 13 | 17 | 10 | 4 | 2 | 200 |

| | FG | FG% | 3FG | 3FG% | FT | FT% | Deadball Rebounds: |
|----------|-------|------|-------|------|------|-------|---|
| 1st Half | 17-34 | 50.0 | 10-18 | 55.6 | 2-2 | 100.0 | 3, 2 |
| 2nd Half | 14-28 | 50.0 | 2-6 | 40.0 | 5-8 | 62.5 | Biggest Run: 7 (14:20 1H) |
| GAME | 31-62 | 50.0 | 12-23 | 52.2 | 7-10 | 70.0 | Largest Lead: 10 (9:31 1H) Technical Fouls: None |

Officials: Marques Pettigrew, Tommy Johnson, Michael Greenstein
 Attendance: 8,061 | Start Time: 8:10 p.m. | Game Duration: 1:49
 K-State led 25-00 // Utah led 11:37 // Game was tied for 3:23
 Lead Changes: 9 // Times Tied: 6

| Points From | Off Turnovers | Paint | 2nd Chance | Fast Break | Bench |
|-------------|---------------|-------|------------|------------|-------|
| Utah | 14 | 40 | 12 | 11 | 13 |
| K-State | 8 | 32 | 6 | 17 | 8 |

20 19/19 KANSAS

Jan. 24, 2026 | Manhattan, Kan. / Bramlage Coliseum

| | | | | |
|--------------|----|----|---|----|
| 19/19 Kansas | 37 | 49 | — | 86 |
| K-STATE | 35 | 27 | — | 62 |

► No. 19/19 Kansas broke open a tight contest with a decisive 8-0 run to snap a 3-game losing streak at Bramlage Coliseum and earn an 86-62 win in the 304th Dillons Sunflower Showdown on Jan. 24.

► Kansas (15-5, 5-2 Big 12) saw 5 players post double-digits led by sophomore **Flory Bidunga's** 21-point, 10-rebound double-double while senior **Melvin Council Jr.** added his own double-double with 17 points and 12 assists.

► K-State (10-10, 1-6 Big 12) played its second consecutive game with just 10 available players due to injuries, as starters **Abdi Bashir Jr.** and **Khamari McGriff** each missed their second straight game. A third regular starter — **Elias Rapieque** — missed his fourth game in a row.

► The potent Wildcat offense, which entered averaging 85.3 points on 47.3 percent shooting, was held to its lowest output of the season with just 62 points on 34.4 percent (21-of-61) shooting with season-lows for both field goals made (21) and points in the paint (18).

► Junior **P.J. Haggerty** scored a game-high 23 points, doing most of his damage at the free throw line, where he was 10-of-12, to go with 5 rebounds and 4 assists in nearly 39 minutes. He has now scored in double figures in all 20 games this season with 15 20-point scoring efforts.

► Freshman **Andrej Kostic** posted his first double-digit scoring game with 12 points, going 4-of-7 from 3-point range.

► The Wildcats trailed just 59-55 after a 3-pointer by Haggerty just before the third media timeout with 7:26 to play. However, a Bidunga free throw sparked a run of eight straight points that pushed the lead to 67-55, prompting a timeout by head coach **Jerome Tang** with 5:37 to play.

► A Haggerty free throw broke the run out of the timeout, but the Jayhawks continued their push with 7 of the next 9 points to go ahead 74-58 at the final media timeout with 3:41 to play. From there, the lead ballooned to as many as 24 points in the eventual 86-62 loss.

► The first half was a back-and-forth affair with Kansas leading by as many as 7 points before K-State closed to with 37-35 at the halftime break. The Wildcats had a chance to take the lead just before halftime but senior **C.J. Jones'** 3-pointer just rimmed out at the buzzer.

KANSAS (15-5, 5-2 Big 12)

| No. | Name | PTS | FG | 3FG | FT | O | D | R | PF | A | TO | S | B | MIN |
|--------|---------------------|-----|-------|-------|-------|-----|----|----|----|----|----|---|---|-----|
| 15 | TILLER, Bryson | F | 16 | 6-8 | 0-1 | 4-4 | 3 | 4 | 7 | 2 | 2 | 2 | 1 | 0 |
| 02 | BIDUNGA, Flory | F | 21 | 10-13 | 0-0 | 1-4 | 3 | 7 | 10 | 3 | 1 | 1 | 0 | 33 |
| 03 | WHITE, Tre | G | 13 | 3-8 | 1-2 | 6-6 | 2 | 1 | 3 | 2 | 3 | 1 | 0 | 37 |
| 11 | MCDOWELL, Jamarin | G | 0 | 0-5 | 0-5 | 0-0 | 1 | 2 | 0 | 1 | 2 | 0 | 0 | 23 |
| 14 | COUNCIL JR., Melvin | G | 17 | 7-16 | 1-4 | 2-3 | 2 | 5 | 7 | 3 | 12 | 1 | 1 | 38 |
| 13 | JACKSON, Elmarlo | 19 | 5-7 | 2-3 | 7-7 | 0 | 5 | 3 | 0 | 2 | 0 | 0 | 0 | 27 |
| 01 | DAWSON, Jayden | 0 | 0-1 | 0-1 | 0-0 | 0 | 1 | 0 | 0 | 0 | 0 | 0 | 0 | 7 |
| TEAM | | | | | | 1 | 3 | 4 | | | 1 | | | |
| TOTALS | | 86 | 31-58 | 4-16 | 20-24 | 12 | 27 | 39 | 13 | 19 | 10 | 2 | 4 | 200 |

| | FG | FG% | 3FG | 3FG% | FT | FT% | Deadball Rebounds: |
|----------|-------|------|------|------|-------|------|---|
| 1st Half | 15-27 | 55.6 | 1-5 | 20.0 | 6-9 | 66.7 | 4, 1 |
| 2nd Half | 16-31 | 51.6 | 3-11 | 27.3 | 14-15 | 93.3 | Biggest Run: 8 (5:40 2H) |
| GAME | 31-58 | 53.4 | 4-16 | 25.0 | 20-24 | 83.3 | Largest Lead: 24 (0:10 2H) Technical Fouls: None |

K-STATE (10-10, 1-6 Big 12)

| No. | Name | PTS | FG | 3FG | FT | O | D | R | PF | A | TO | S | B | MIN |
|--------|-----------------|-----|-------|-------|-------|-------|----|----|----|----|----|---|---|-----|
| 15 | MANNING, Taj | W | 8 | 3-6 | 2-4 | 0-0 | 3 | 1 | 4 | 4 | 1 | 3 | 0 | 23 |
| 22 | BUCA, Dorin | W | 6 | 3-6 | 0-1 | 0-2 | 8 | 3 | 11 | 2 | 0 | 0 | 1 | 1 |
| 04 | HAGGERTY, P.J. | G | 23 | 6-17 | 1-2 | 10-12 | 1 | 4 | 5 | 1 | 4 | 1 | 0 | 39 |
| 10 | CASTILLO, David | G | 8 | 3-11 | 2-5 | 0-0 | 1 | 0 | 1 | 3 | 1 | 0 | 0 | 37 |
| 34 | JOHNSON, Nate | G | 5 | 2-8 | 1-5 | 0-0 | 0 | 3 | 3 | 4 | 1 | 0 | 0 | 35 |
| 06 | JOHNSON, Marcus | 0 | 0-2 | 0-2 | 0-0 | 0 | 0 | 0 | 0 | 0 | 0 | 0 | 0 | 3 |
| 03 | JONES, C.J. | 0 | 0-4 | 0-3 | 0-0 | 0 | 0 | 0 | 0 | 2 | 1 | 0 | 0 | 13 |
| 47 | KOSTIC, Andrej | 12 | 4-7 | 4-7 | 0-0 | 4 | 4 | 1 | 0 | 1 | 1 | 0 | 0 | 23 |
| TEAM | | | | | | 0 | 0 | 0 | 1 | 3 | | | | |
| TOTALS | | 62 | 21-61 | 10-29 | 10-14 | 13 | 15 | 28 | 15 | 12 | 8 | 5 | 1 | 200 |

| | FG | FG% | 3FG | 3FG% | FT | FT% | Deadball Rebounds: |
|----------|-------|------|-------|------|-------|------|--|
| 1st Half | 12-34 | 35.3 | 8-19 | 42.1 | 3-6 | 50.0 | 3, 0 |
| 2nd Half | 9-27 | 33.3 | 2-10 | 20.0 | 7-8 | 87.5 | Biggest Run: 6 (11:27 1H) |
| GAME | 21-61 | 34.4 | 10-29 | 34.5 | 10-14 | 71.4 | Largest Lead: 2 (17:12 1H) Technical Fouls: Coach |

Officials: Kipp Kissinger, Brooks Wells, Tommy Johnson
 Attendance: 9,111 | Start Time: 7:05 p.m. | Game Duration: 2:05
 K-State led 3:34 // Kansas led 35:34 // Game was tied for 0:52
 Lead Changes: 6 // Times Tied: 1

| Points From | Off Turnovers | Paint | 2nd Chance | Fast Break | Bench |
|-------------|---------------|-------|------------|------------|-------|
| KU | 10 | 46 | 21 | 8 | 19 |
| K-State | 12 | 18 | 11 | 9 | 12 |



21 AT WEST VIRGINIA

Jan. 27, 2026 | Morgantown, W.Va. / Hope Coliseum

| | | | | |
|---------------|----|----|---|----|
| West Virginia | 28 | 31 | — | 59 |
| K-STATE | 22 | 32 | — | 54 |

► Senior **Treysen Eaglestaff** came through in the clutch for West Virginia, scoring 8 of his 12 points in the last 3 minutes to help the Mountaineers rally past Kansas State, 59-54, on Jan. 27 before 10,809 fans at Hope Coliseum.

► The win extended West Virginia's home court winning streak to 16 games, as the Mountaineers (14-7, 5-3 Big 12) remained perfect at home.

► Despite Eaglestaff's heroics erasing a 49-45 lead with 3:38 to play, K-State had two chances to tie the game in the last 22 seconds. Following a missed free throw by senior **Honor Huff**, junior **P.J. Haggerty** drove to the basket but his layup with blocked out of bounds with 14.5 seconds left. Haggerty then received the inbound pass, but his 3-pointer fell short with 10 seconds.

► Huff made amends for his earlier free throw miss by icing the game with 2 free throws to make it 59-54 with 8 seconds. He led all scorers with 17 points.

► Haggerty paced three Wildcats in double figures with 16 points, all of which came in the second half, while sophomore **David Castillo** and senior **Nate Johnson** added 15 and 13 points, respectively.

► K-State continued to play shorthanded with just 10 available players due to injuries, as starters **Abdi Bashir Jr.** and **Khamari McGriff** each missed their third straight game. **Elias Rapieque** missed his fifth game in a row.

► While the offense struggled for the second straight game with a season-low 54 points, the Wildcat defense played perhaps its best game, as they held the Mountaineers scoreless for more than 7 minutes in the second half while holding them to a season-low 59 points at home.

► After trailing by 10 points in the early moments of the second half, back-to-back 3-pointers by Haggerty and Johnson ignited an 8-0 run that brought K-State to within 36-34 with 13:23 remaining. West Virginia went back ahead 45-41 near the midway point before a jumper by Castillo sparked 8 straight points that carried the Wildcats to a 49-45 lead with 4:30 to play.

► A putback by Eaglestaff at the 3:17 mark ended a more than 7-minute scoring drought, as the senior followed with a 3-pointer to give the Mountaineers the lead for good with 2:08 to play. After 3-pointers by each team, Eaglestaff made his biggest play of the night as he followed his own shot with a layup before finishing the 3-point play with 43 seconds left to make it 57-52.

WEST VIRGINIA (14-7, 5-3 Big 12)

| No. | Name | PTS | FG | 3FG | FT | O | D | R | PF | A | TO | S | B | MIN |
|-----|---------------------|-----|----|------|-----|-----|---|---|----|---|----|---|---|-----|
| 00 | LORENTZ, Brennan | F | 10 | 5-8 | 0-1 | 0-0 | 3 | 3 | 6 | 3 | 2 | 3 | 0 | 1 |
| 55 | OBIOHA, Harlan | C | 2 | 1-1 | 0-0 | 0-0 | 2 | 2 | 1 | 0 | 0 | 0 | 0 | 17 |
| 01 | FLOYD, Jasper | G | 4 | 1-5 | 0-1 | 2-3 | 1 | 4 | 5 | 3 | 5 | 1 | 2 | 31 |
| 03 | HUFF, Honor | G | 17 | 5-15 | 1-2 | 2-3 | 0 | 8 | 8 | 0 | 5 | 2 | 0 | 38 |
| 52 | EAGLESTAFF, Treysen | G | 12 | 5-12 | 1-6 | 1-1 | 3 | 6 | 9 | 1 | 0 | 3 | 2 | 34 |
| 02 | JENKINS, Amir | | | | | | | | | | | | | |

2025-26 BOXSCORES/RECAPS

22 8/9 IOWA STATE

Feb. 1, 2026 | Manhattan, Kan. / Bramlage Coliseum

Score summary table for Iowa State vs K-State: Iowa State 50, K-State 21; 45, 40; 95, 61.

- No. 8/9 Iowa State showed why it's one of the top teams in the nation on Feb. 1, as the Cyclones shot 55 percent from the field with five players in double figures en route to a 95-61 win over K-State at Bramlage Coliseum.
► Iowa State (20-2, 7-2 Big 12) continued its best start in school history, as the Cyclones earned their fourth straight win, which includes three wins of 30 or more points, since consecutive road losses at Kansas and Cincinnati.
► Senior Joshua Jefferson paced the Cyclones with 19 points on 7-of-13 shooting to go with 8 rebounds and 5 assists, while fellow senior Tamin Lipsey chipped in 16 points on 6-of-9 field goals to go with a game-high 9 assists and 4 steals. The nation's best 3-point shooter - junior Milan Momcivovic - knocked down 5 triples to go with 18 points. Freshman Killyan Toure and redshirt senior Nate Heise added 13 and 11 points, respectively.
► Junior P.J. Haggerty led a shorthanded K-State team with a game-high 23 points, including 17 in the second half. He was joined in double figures by sophomore David Castillo with 11 points. Senior Nate Johnson had team-highs for assists (5) and steals (3) to go with his 8 points.
► The Wildcats played without 3 starters for the fourth straight game.
► Iowa State used a 22-4 run midway through the first half to take early control at 24-8. The Cyclones followed with another 13-0 run to go ahead by 24 points (37-13) at the 6:29 mark before they scored 12 of the next 14 points to take a 49-17 lead with 2:20 before halftime.
► Down 29 points at the break, the Wildcats got to within 54-31 at the 16:30 mark of the second half before the Cyclones answered back with an 11-2 spurt to go back ahead by 32 points (65-33). The lead ballooned from there, extending to as many as 39 points (90-51) with 3:32 remaining.
► Iowa State was impressive on both ends of the court, connecting on 55 percent (33-of-60) from the field with assists on 28 of their 33 made field goals. The Cyclones made 14 3-pointers on 51.9 percent shooting, while making 75 percent (15-of-20) of their free throw attempts.
► Defensively, they held the Wildcats to just 40.3 percent (25-of-62) shooting, including 30.4 percent (7-of-23) from 3-point range, while scoring 21 points off 14 turnovers.

IOWA STATE (20-2, 7-2 Big 12) box score table with columns for Name, PTS, FG, 3FG, FT, O, D, R, PF, A, TO, S, B, MIN.

Summary statistics for Iowa State game: FG 33-60, 3FG 14-27, FT 15-20, Deadball Rebounds: 6,0.

K-STATE (10-12, 1-8 Big 12) box score table with columns for Name, PTS, FG, 3FG, FT, O, D, R, PF, A, TO, S, B, MIN.

Summary statistics for K-State game: FG 25-62, 3FG 7-23, FT 4-6, Deadball Rebounds: 2,0.

Officials: Marques Pettigrew, Bret Smith, John Gaffney. Attendance: 8,031 | Start Time: 1:06 p.m. | Game Duration: 1:53. K-State led 0-21 // Iowa State led 38-17 // Game was tied for 1:22.

23 AT TCU

Feb. 7, 2026 | Fort Worth, Texas / Schollmaier Arena

Score summary table for TCU vs K-State: TCU 42, K-State 46; 42, 36; 84, 82.

- Junior Xavier Edmonds scored 6 of the game's last 7 points, including the game-winning free throws with 6.7 seconds left, as TCU rallied from an 18-point first-half deficit to hand K-State an 84-82 loss on Jan. 7 at Schollmaier Arena.
► K-State led 82-77 after a dunk by senior Khamari McGriff with 1:29 to play, but the Wildcats didn't score again as they turned the ball over on each of their last 3 possessions while the Horned Frogs ended the game on a 7-0 run.
► Edmonds paced TCU with 26 points on 9-of-10 field goals and a game-high 10 rebounds in 30 minutes. He was joined in double figures by sophomore David Punch (14 points) and senior Jayden Pierre (10 points).
► It marked the second consecutive matchup between the teams in Fort Worth that ended with TCU on a game-winning run as the Horned Frogs scored the last 6 points in a 63-62 win on Jan. 4, 2025. They have now won 6 of the last 8 meetings in the series, including 4 in a row.
► The loss particularly stung as the short-handed Wildcats led for more than 39 minutes and 30 seconds in the game, including 42-24 with 5:31 to play in the first half and by double figures 3 times in the second half, including 78-68 with 5:26 remaining. The 18-point lead represents the third-largest blown in school history and the largest since a loss to Western Carolina on Dec. 19, 2001.
► K-State now has 5 losses by 5 points or less, including 4 in Big 12 play.
► The Wildcats shot better than 50 percent from the field for the ninth time this season, as they connected on 52.4 percent (33-of-63) from the field, including 11 made 3-pointers, while getting a game-high 30-point performance from junior P.J. Haggerty and a season-high 15 points from senior reserve Marcus Johnson, who made 5-of-6 attempts from 3-point range.
► Haggerty, who has now scored in double figures in all 23 games, recorded his 17th game of 20 or more points and his fourth 30-point game of the season. The 43-30-point game this season ties for the fifth-most in a single season and the most since Michael Beasley had 13 in 2007-08.
► Senior Nate Johnson added his second career double-double and first this season with 13 points and a career-high 11 assists to go with a career-best 6 steals in 37 minutes. Sophomore David Castillo gave the Wildcats a fourth double-digit scorer with 11 points.

TCU (14-9, 4-6 Big 12) box score table with columns for Name, PTS, FG, 3FG, FT, O, D, R, PF, A, TO, S, B, MIN.

Summary statistics for TCU game: FG 24-59, 3FG 8-26, FT 22-26, Deadball Rebounds: 10,0.

K-STATE (10-13, 1-9 Big 12) box score table with columns for Name, PTS, FG, 3FG, FT, O, D, R, PF, A, TO, S, B, MIN.

Summary statistics for K-State game: FG 33-63, 3FG 11-26, FT 5-8, Deadball Rebounds: 2,2.

Officials: Tony Padilla, James Ford, De Selle Dean. Attendance: 5,176 | Start Time: 1:12 p.m. | Game Duration: 2:13. K-State led 39-30 // TCU led 0-07 // Game was tied for 0:23.

24 CINCINNATI

Feb. 11, 2026 | Manhattan, Kan. / Bramlage Coliseum

Score summary table for Cincinnati vs K-State: Cincinnati 53, K-State 31; 38, 31; 91, 62.

- Junior Jizzle James paced five Cincinnati players in double figures with 24 points, as the Bearcats posted a 91-62 wire-to-wire win over K-State on Feb. 11 before 7,274 fans at Bramlage Coliseum.
► Cincinnati (13-12, 5-7 Big 12) registered its second consecutive 90-point performance while earning its second straight win by 20 or more points. The 91 points were the most scored in 12 meetings with K-State, as the Bearcats captured their first win in Manhattan since 1967.
► Junior P.J. Haggerty was the only Wildcat in double figures, equaling James' 24 points, to pace the Wildcats, who dropped their fifth in a row.
► James connected on 6-of-8 attempts from 3-point range in helping Cincinnati make 16 shots from beyond the arc, which represents the most by an opponent at Bramlage Coliseum and the second-most ever by an opponent behind the 17 makes by Baylor on Jan. 27, 2021.
► In addition to James' 6 triples, five other Bearcats had at least one 3-pointers, including 4 by graduate Jalen Celestine, 2 each from senior Baba Miller and graduate Day Day Thomas and one apiece from junior Sencire Harris and freshman Jordi Rodriguez.
► James was joined in double figures by Celestine (18 points), Miller (16 points), Harris (12 points) and Thomas (10 points). Miller added a double-double with 12 points to go with 6 assists and 4 blocked shots. Thomas dished out a game-high 7 assists.
► Overall, the Bearcats shot 50 percent (31-of-62) from the field, including 57.1 percent (20-of-35) in the first half in which they built as much as a 28-point lead. The Wildcats pulled to within 18 points in the early moments of the second half, but a 10-0 response pushed it back out to 28 points (65-37). The lead ballooned to as many as 32 points (91-59) with less than 3 minutes remaining.
► In addition to its impressive offensive effort, Cincinnati once again showed why it is one of the top defensive teams in the country, holding K-State to just 40.3 percent (25-of-62) shooting, including 24 percent (6-of-25) from 3-point range. The Bearcats also forced 16 turnovers.
► The Wildcats are now off to their worst start ever in conference play, tying the 1999-2000 and 2020-21 teams with a 1-10 mark.

CINCINNATI (13-12, 5-7 Big 12) box score table with columns for Name, PTS, FG, 3FG, FT, O, D, R, PF, A, TO, S, B, MIN.

Summary statistics for Cincinnati game: FG 31-62, 3FG 16-28, FT 13-16, Deadball Rebounds: 3,1.

K-STATE (10-14, 1-10 Big 12) box score table with columns for Name, PTS, FG, 3FG, FT, O, D, R, PF, A, TO, S, B, MIN.

Summary statistics for K-State game: FG 25-62, 3FG 6-25, FT 6-9, Deadball Rebounds: 4,0.

Officials: Bret Smith, Tyler Kumpf, Lee Cassell. Attendance: 7,274 | Start Time: 8:10 p.m. | Game Duration: 1:47. K-State never led // Cincinnati led 39-41 // Game was tied for 0:19.



2025-26 BOXSCORES/RECAPS

25 AT 3/3 HOUSTON

Feb. 14, 2026 | Houston, Texas / Fertitta Center
3/3 Houston 33 45 — 78
K-STATE 19 45 — 64

- K-State went toe-to-toe with No. 3/3 Houston on Feb. 14 before the Cougars used their patented defense to pull away for a 78-64 victory to extend their winning streak to 18 games at the Fertitta Center.
► Junior P.J. Haggerty, who eclipsed 2,000 career points in the first half, led three Wildcats in double figures with a game-tying 23 points, while senior Nate Johnson posted his second double-double with 12 points and a game-high 10 rebounds. Junior Taj Manning matched his career-high with 10 points.
► K-State led for nearly 11 minutes in the first half, including 15-6 after back-to-back 3-pointers from senior C.J. Jones and Haggerty at the 11:35 mark. However, the Big 12-leading Cougars turned up the defensive intensity, holding the Wildcats to just 4 points the rest of the half on 1-on-15 field goals with 7 turnovers.
► Offensively, Houston took control of the game over the last 11 minutes of the first half, shaking off a 1-of-12 start from the field to score 27 points and lead 33-19 at the break. A dunk by freshman Chris Cenac Jr. gave the Cougars the lead for good with 7:26 before halftime as part of an 8-0 run.
► The 19 first-half points tied for the fewest under head coach Jerome Tang and lowest since also scoring 19 against Oklahoma on Jan. 30, 2024, while the Wildcats were held to just 20.8 percent (5-of-24) shooting, including just one made 2-point field goal, which is a new low under Tang.
► Houston continued its momentum in the early moments of the second half, extending its lead to 24 points (47-23) after back-to-back 3-pointers from Cenac and senior Emanuel Sharp at the 16:41 mark. K-State continued to battle, using a 9-0 run to pull to within 47-32 at the first media timeout with under 15 minutes remaining before a 3-pointer from sophomore David Castillo closed the deficit to 59-49 with 7:06 to play.
► However, that would be closest it would get, as a 3-pointer from senior Milos Uzan sparked a 10-4 run that put the Cougars ahead 69-53 at the final media timeout. The Wildcats scored 10 of the last 15 points for the final 78-64 margin.
► Neither team shot the ball very well, as Houston made 40.7 percent (24-of-59) of its field goals compared to 35.1 percent (20-of-57) for K-State. The team combined for 32 turnovers and 45 personal fouls with Wildcats scoring 26 points off 15 Cougar turnovers.

HOUSTON (23-2, 11-1 Big 12)
No. Name PTS FG 3FG FT O D R PF A TO S B MIN
1 TUGLER, Joseph F 2 1-1 0-0 0-0 1 0 1 2 1 1 0 0 1 24
05 CENAC, Jr., Chris C 9 3-5 2-3 1-4 2 2 4 1 2 1 1 0 1 23
04 FLEMINGS, Kingston G 12 2-13 0-0 8-8 1 6 7 3 4 4 1 1 30
07 UZAN, Milos G 12 5-11 2-5 0-0 1 2 1 8 0 1 0 1 33
21 SHARP, Emanuel G 23 6-14 3-8 8-9 1 5 6 5 2 4 3 0 30
14 SAKHO, Kalifa G 6 3-3 0-0 1-1 3 3 6 3 0 3 0 2 19
01 HARWELL, Isaiah S 3 1-5 0-3 1-2 0 0 6 2 0 1 1 1 19
03 WALKER, Jr., Ramon J 1 0-1 0-1 1-2 0 0 0 0 0 0 0 0 3
08 LATH, Cedric T 2 0-0 0-0 2-2 1 1 2 1 0 0 0 0 6
25 MILLER, Mercy A 1 1-4 0-1 2-2 0 1 1 1 1 0 1 0 9
24 MCCARTY, Chase A 2 2-2 0-0 1 1 2 2 0 1 0 1 14
TEAM 1 4 5
TOTALS 78 24-59 7-21 23-30 12 30 42 21 18 15 8 5 200

1st Half FG FG% 3FG 3FG% FT FT% Deadball Rebounds: 4, 0
2nd Half 14-26 53.8 4-10 40.0 13-15 86.7 Biggest Run: 19 (18:50 2H)
GAME 24-59 40.7 7-21 33.3 23-30 76.7 Largest Lead: 24 (16:41 2H)
Technical Fouls: Sakho

K-STATE (10-15, 1-11 Big 12)
No. Name PTS FG 3FG FT O D R PF A TO S B MIN
15 MANNING, Taj W 10 3-4 0-1 4-7 2 4 6 3 3 2 2 0 30
21 McGRIFE, Khamar W 2 0-1 0-0 2-2 0 4 4 4 1 2 0 0 14
04 HAGGERTY, P.J. G 23 7-20 2-7 7-12 4 1 5 4 2 4 3 0 40
10 CASTILLO, David G 6 3-9 2-7 0-0 0 5 5 2 1 2 1 0 39
34 JOHNSON, Nate G 12 3-11 3-5 3-4 2 8 10 4 4 2 3 1 40
22 BUCA, Dorin A 4 2-4 0-1 0-0 2 2 4 5 1 1 0 2 14
03 JONES, C.J. S 5 2-7 1-4 0-0 1 0 1 1 1 1 1 0 23
06 JOHNSON, Marcus O 0-1 0-1 0-0 0 0 0 0 0 2 0 0 1
TEAM 0 2 2
TOTALS 64 20-57 8-26 16-25 11 26 37 24 13 17 10 3 200

1st Half FG FG% 3FG 3FG% FT FT% Deadball Rebounds: 5, 0
2nd Half 15-33 45.5 4-12 33.3 11-16 68.8 Biggest Run: 9 (14:20 1H)
GAME 20-57 35.1 8-26 30.8 16-25 64.0 Largest Lead: 9 (11:35 1H)
Technical Fouls: Coach, Buca

Officials: Michael Greenstein, Keith Patterson, Deirdre Carr
Attendance: 7,035 | Start Time: 3:07 p.m. | Game Duration: 2:11
K-State led 10-52 // Houston led 28-55 // Game was tied for 0:13
Lead Changes: 2 // Times Tied: 0

Points From Off Turnovers Paint 2nd Chance Fast Break Bench
Houston 18 26 15 10 20
K-State 26 22 13 20 9

26 BAYLOR

Feb. 17, 2026 | Manhattan, Kan. / Bramlage Coliseum
Baylor 34 40 — 74
K-STATE 41 49 — 90

- Junior P.J. Haggerty and senior Nate Johnson became the first Wildcat duo to each record a 30-point game since 2008, as K-State led from start to finish in a 90-74 win in interim coach Matthew Driscoll's debut on Feb. 17 before 6,789 fans at Bramlage Coliseum to snap a 6-game losing streak.
► Haggerty (34 points) and Johnson (33 points) combined for 67 of the Wildcats' 90 points on 26-of-39 (66.7 percent) shooting from the field, including 6-of-10 from 3-point range. They are the first duo to go for 30 or more points since Michael Beasley (44 points) and Bill Walker (31 points) accomplished the feat at Baylor on Feb. 23, 2008.
► In addition to his career-high 33 points, Johnson dished out a game-high 9 assists to go with a game-best 6 steals and 5 rebounds in playing nearly 39 minutes. He went 11-of-16 from the field, including 5-of-8 from 3-point range, and made all 6 of his free throws. Haggerty knocked down 15 field goals for the second time this season, as he posted his fifth 30-point game of the season.
► The win snapped K-State's 6-game losing skid, as Driscoll defeated his close friend and former boss Scott Drew in their first matchup. Driscoll is just the second interim head coach in school history to win his debut and the first in nearly 20 years when Jimmy Elgas led the Wildcats to a 66-63 win over Iowa State on Feb. 8, 2006 in place of head coach Jim Wooldridge.
► The Wildcats shot 50 percent or better from the field for the 10th time, hitting on 56.7 percent (34-of-60) from the field, including 47.1 percent (8-of-17) from 3-point range, while connecting on 82.4 percent (14-of-17) from the line.
► Johnson set the tone early, knocking down his first three 3-point attempts, to push K-State out to an early lead. Haggerty got into the act with 11 points in a stretch where the Wildcats expanded their lead to 34-21. The Bears scored 13 of the last 20 points to close the deficit to 41-34 at the break.
► K-State took control of the game in the first 8 minutes of the second half, as Johnson and Haggerty combined for 15 points, as the Wildcats led 61-40 with 11:44 to play after a 20-6 run. Baylor didn't go away, scoring 17 of the next 22 points to pull to within 66-57. However, the Bears could get no closer, as the Wildcats slowly rebuilt the lead to as many as 18 points down the stretch.
► Baylor was led by sophomore Isaac Williams IV, who paced four Bears in double figures with 16 points on 6-of-11 field goals to go with 6 assists.

BAYLOR (13-13, 3-10 Big 12)
No. Name PTS FG 3FG FT O D R PF A TO S B MIN
14 POWELL, Caden C 7 2-3 0-0 3-6 4 1 5 2 1 1 0 1 24
05 AGBIM, Obi G 8 4-13 0-5 0-0 4 4 2 3 2 4 0 32
10 WILLIAMS, Isaac G 16 6-11 0-2 4-4 0 3 3 2 6 4 1 0 30
24 YESSOUFOU, Tounde G 14 6-14 1-4 1-1 3 4 7 3 1 0 2 0 37
43 CARR, Cameron G 12 5-12 0-5 2-2 0 5 4 0 7 3 3 36
16 NNAJI, James T 2 1-2 0-0 2-2 2 0 2 1 0 0 1 0 5
12 RATAJ, Michael A 4 2-7 0-2 0-0 2 0 2 0 0 3 0 1 15
10 SKILLINGS, Jr., Dan 11 2-8 2-6 5-6 4 4 8 2 1 2 0 0 21
TEAM 3 2 5
TOTALS 74 28-70 3-24 15-21 18 23 41 16 12 19 11 5 200

1st Half FG FG% 3FG 3FG% FT FT% Deadball Rebounds: 4, 0
2nd Half 13-35 37.1 2-12 18.7 12-14 85.7 Biggest Run: 8 (9:14 2H)
GAME 28-70 40.0 3-24 12.5 15-21 71.4 Largest Lead: None
Technical Fouls: Carr

K-STATE (11-15, 2-11 Big 12)
No. Name PTS FG 3FG FT O D R PF A TO S B MIN
15 MANNING, Taj W 0 0-1 0-0 0-0 2 6 8 2 2 1 0 0 31
21 McGRIFE, Khamar W 4 2-3 0-0 0-0 0 1 4 1 1 1 1 2 20
04 HAGGERTY, P.J. G 34 15-23 1-2 3-4 0 5 5 2 3 2 2 0 38
10 CASTILLO, David G 7 2-9 0-3 3-4 0 1 2 1 2 4 3 0 38
34 JOHNSON, Nate G 33 11-16 5-8 6-6 1 4 5 3 9 6 6 0 39
22 BUCA, Dorin J 2 1-1 0-0 0-0 0 3 3 3 0 3 0 0 12
47 KOSTIC, Andrej T 2 2-5 0-2 1-2 0 0 0 2 1 1 0 0 12
03 JONES, C.J. S 3 1-2 0-0 1-1 0 1 1 0 1 0 1 0 10
TEAM 2 5 7
TOTALS 90 34-60 8-17 14-17 5 26 31 18 18 18 13 2 200

1st Half FG FG% 3FG 3FG% FT FT% Deadball Rebounds: 1, 0
2nd Half 18-27 66.7 3-6 50.0 10-13 76.9 Biggest Run: 8 (15:38 2H)
GAME 34-60 56.7 8-17 47.1 14-17 82.4 Largest Lead: 21 (11:44 2H)
Technical Fouls: Haggerty

Officials: Kipp Kissingner, Jason Garretson, James Ford
Attendance: 6,789 | Start Time: 8:05 p.m. | Game Duration: 2:11
K-State led 39-03 // Baylor never led // Game was tied for 0:57
Lead Changes: 0 // Times Tied: 0

Points From Off Turnovers Paint 2nd Chance Fast Break Bench
Baylor 17 42 20 12 17
K-State 23 46 10 24 12

27 AT 13/13 TEXAS TECH

Feb. 21, 2026 | Lubbock, Texas / United Supermarkets Arena
13/13 Texas Tech 49 51 — 100
K-STATE 35 37 — 72

- No. 13/13 Texas Tech responded to its first game without reigning Big 12 Player of the Year JT Toppin with a pair of 20-point performances from senior Donovan Atwell and sophomore Christian Anderson, en route to a 100-72 victory on Feb. 21 before 14,644 fans at United Supermarkets Arena.
► Atwell scored 21 of his game-high 26 points in the first half, while Anderson did most of his damage in the second half with 16 of his 21 points coming after halftime. In all, all five Red Raider starters scored in double figures, including 19 points from junior LeJuan Watts, 12 points from sophomore Luke Bamgboye and 10 points from freshman Jaylen Petty.
► Texas Tech (20-7, 10-4 Big 12) broke the 100-point barrier for the first time in the 53-game series history, as the Red Raiders shot 54.8 percent (34-of-62) from the field, including 46.8 percent (13-of-28), while making 82.6 percent (19-of-23) from the free throw line.
► Junior P.J. Haggerty led three Wildcats in double figures with 17 points, while senior Nate Johnson and junior Taj Manning added 15 and 10 points, respectively. Haggerty has now scored in double figures in all 27 games, while Johnson scored in double figures for the third straight game. Manning tied his career-high for points for the third time, while posting a career-best 3 blocks.
► K-State (11-16, 2-12 Big 12) shaved a 22-point first-half deficit to 10 points twice in the second half, including to 70-60 after a jumper by Johnson with 9:10 to play. However, Texas Tech responded with 12 straight points, including 10 from Anderson, to go ahead 82-60 and put the game out of reach with just under 7 minutes remaining.
► K-State shot 43.8 percent (28-of-64) from the field, including 30 percent (6-of-20) from 3-point range, and made just 10 of 17 free throw attempts.
► The Red Raiders built the early lead behind their potent 3-point shooting, as Atwell hit 3 from beyond the arc to key a 17-5 run that flipped a 5-point lead (17-12) into a 34-17 advantage with just over 8 minutes to play before halftime. The lead grew to 44-22 at the 3:50 mark before the Wildcats were able to close the gap to 49-35 at the break on the strength of a 13-5 run.
► United Supermarkets Arena remains a house of horrors for the Wildcats, who are winless in their last 11 visits. The Red Raiders have now won 17 of 21 all-time meetings at the arena.

TEXAS TECH (20-7, 10-4 Big 12)
No. Name PTS FG 3FG FT O D R PF A TO S B MIN
03 WATTS, LeJuan F 19 6-11 1-2 6-6 3 3 6 2 2 1 0 1 27
09 BAMGBOYE, Luke F 12 5-8 0-0 2-5 0 6 6 2 2 0 0 3 21
12 ATWELL, Donovan F 26 8-11 6-9 4-4 0 3 3 2 2 0 1 1 0 38
04 ANDERSON, Christian G 21 8-13 3-6 2-2 1 4 5 1 9 1 0 1 38
11 PETTY, Jaylen G 10 3-11 2-7 2-2 0 3 3 3 4 0 0 0 31
05 MOSELEY, Josiah A 4 2-3 0-1 0-0 3 2 5 2 1 0 0 1 13
13 AKUNTOT, Marial T 2 1-2 0-0 0-0 4 4 1 0 1 0 1 0 16
01 BRYAN, Jeyrece J 3 1-3 1-3 0-0 1 3 4 0 0 1 0 1 9
12 HENDERSON, Jazz J 1 0-0 0-0 1-2 0 0 0 0 0 0 0 0 2
06 HORNOR, Leon O 0 0-0 0-0 0-0 0 0 0 1 0 0 0 0 1
08 GROVES, Nolan T 2 0-0 0-0 2-2 0 0 0 0 0 0 0 0 2
10 FRANCIS, Jack O 0 0-0 0-0 0-0 0 0 0 0 0 0 0 0 1
TEAM 2 2 4 1
TOTALS 100 34-62 13-28 19-23 10 30 40 15 18 6 1 8 200

1st Half FG FG% 3FG 3FG% FT FT% Deadball Rebounds: 3, 0
2nd Half 16-28 57.1 5-10 50.0 14-17 82.4 Biggest Run: 12 (6:48 2H)
GAME 34-62 54.8 13-28 46.4 19-23 82.6 Largest Lead: 30 (0:45 2H)
Technical Fouls: Coach

K-STATE (11-16, 2-12 Big 12)
No. Name PTS FG 3FG FT O D R PF A TO S B MIN
15 MANNING, Taj W 10 4-8 0-1 2-2 1 4 5 1 1 0 0 3 25
21 McGRIFE, Khamar W 8 4-8 0-0 0-0 1 7 8 5 1 0 0 0 23
04 HAGGERTY, P.J. G 17 7-17 1-3 2-6 1 3 4 4 2 1 0 1 36
10 CASTILLO, David G 8 2-8 2-6 2-2 1 0 1 3 0 0 1 0 35
34 JOHNSON, Nate G 15 5-10 1-2 4-6 1 3 4 3 2 1 0 0 34
22 BUCA, Dorin A 4 1-1 0-0 0-0 0 0 0 0 0 0 0 0 4
03 JONES, C.J. A 4 2-6 0-3 0-0 1 0 1 2 1 0 0 0 23
47 KOSTIC, Andrej J 8 3-5 2-4 0-0 0 0 0 0 0 2 1 0 19
06 JOHNSON, Marcus O 0 0-1 0-1 0-1 0 0 1 0 1 0 1 0 0 2
TEAM 2 2 4 1
TOTALS 72 28-64 6-20 10-17 9 19 28 18 8 6 3 3 200

1st Half FG FG% 3FG 3FG% FT FT% Deadball Rebounds: 4, 0
2nd Half 12-29 41.4 3-10 30.0 8-10 80.0 Biggest Run: 6 (0:23 1H)
GAME 16-35 45.7 3-10 30.0 2-7 28.6 Largest Lead: 3 (19:16 1H)
Technical Fouls: Jones

Officials: Darron George, Chris Pacts, Tommy Johnson
Attendance: 14,644 | Start Time: 1:35 p.m. | Game Duration: 2:11
K-State led 0:34 // Texas Tech led 35:50 // Game was tied for 3:36
Lead Changes: 1 // Times Tied: 3

Points From Off Turnovers Paint 2nd Chance Fast Break Bench
Texas Tech 8 34 14 12 12
K-State 7 36 5 3 14



2025-26 BOXSCORES/RECAPS

28 AT COLORADO

Feb. 25, 2026 | Boulder, Colo. / CU Events Center

| | | | | |
|----------------|---------|----|---|----|
| Colorado | _____42 | 37 | — | 79 |
| K-STATE | _____33 | 37 | — | 70 |

- ▶ A 3-pointer by freshman **Andrej Kostic** helped K-State close to within a possession with 2:13 to play after trailing by as many as 22 points, but Colorado was able to salt the game away from the free throw line, knocking down 6 of 8 attempts, to hold on for a 79-70 win before 6,058 fans at the CU Events Center.
- ▶ The loss spoiled an impressive performance by junior **P.J. Haggerty**, who led the Wildcats with a game-high 25 points and a career-tying 10 rebounds. It was his fifth career double-double, including his third of the season. He was joined in double figures by senior **Nate Johnson** and Kostic, who each had 10 points.
- ▶ The game came down to a pair of 5-minute scoring droughts, one in each in half, that helped Colorado gain the lead that it held for nearly 34 minutes.
- ▶ The Wildcats led 14-13 after a Kostic 3-pointer with under 12 minutes to play in the first half before the Buffaloes scored 16 straight points to go ahead 29-14 at the 7:22 mark. The lead grew to as many as 19 points (37-18) with 3:45 to play before a 15-5 run cut the deficit to 42-33 at the break.
- ▶ K-State further whittled the lead to 42-37 just 2 minutes into the second half before it was struck with another scoring drought, as Colorado rattled off 17 straight points to expand the lead to its largest at 59-37 with 13:14 to play. A jumper by Haggerty ended the drought and sparked a 20-5 run that included 9 straight points that closed the gap to 64-57 at the 6:31 mark.
- ▶ The Buffaloes responded with 7 of the next 11 points to go ahead 71-61 at the final media timeout, but the Wildcats gave it one last push with 8 straight points that was capped by a corner 3-pointer from Kostic that pulled them to within 73-70 with 2:13 to play. However, it would get no closer, as the home team made 6 of 8 free throws to pull away for the final 79-70 margin.
- ▶ Colorado narrowly out-shot K-State, 43.1 to 38.8 percent, but made 4 more 3-pointers (9-5) while hitting 7 more free throws (20-13).
- ▶ Five Buffaloes recorded double-digit scoring games, including a near triple-double from freshman **Isiah Johnson**, who had 18 points, 9 rebounds and 7 assists in 33 minutes. Fellow freshman Ian Inman had 17 points off the bench.
- ▶ This was the first meeting between the schools in Boulder and the CU Events Center in more than 15 years since a 58-56 win by the Buffaloes on Feb. 12, 2011. Colorado has the upper hand of late with wins of 5 of the last 6 meetings.

| COLORADO (16-12, 6-9 Big 12) | | | | | | | | | | | | | | |
|-------------------------------------|----------------------|------|-------|------|-------|---|----|----|----|----|----|---|---|-----|
| No. | Name | PTS | FG | 3FG | FT | O | D | R | PF | A | TO | S | B | MIN |
| 07 | RANCIK, Sebastian | F 13 | 3-8 | 1-5 | 6-7 | 1 | 6 | 7 | 1 | 2 | 4 | 2 | 1 | 29 |
| 08 | DAK, Bangot | F 10 | 4-9 | 0-2 | 2-4 | 1 | 5 | 6 | 0 | 0 | 3 | 0 | 0 | 28 |
| 02 | JOHNSON, Isiah | G 18 | 5-11 | 1-5 | 7-9 | 2 | 7 | 9 | 1 | 7 | 2 | 0 | 1 | 33 |
| 11 | HOLLAND, Jalin | G 2 | 1-3 | 0-0 | 0-2 | 1 | 0 | 1 | 5 | 0 | 1 | 1 | 1 | 20 |
| 24 | HARGRESS, Barrington | G 15 | 5-10 | 2-3 | 3-4 | 1 | 3 | 4 | 4 | 4 | 0 | 2 | 0 | 31 |
| 03 | MICHAEL, Alon | 2 | 1-5 | 0-1 | 0-4 | 1 | 5 | 6 | 2 | 2 | 2 | 1 | 0 | 17 |
| 05 | SANDERS, Josiah | 2 | 1-3 | 0-1 | 0-0 | 1 | 1 | 0 | 1 | 1 | 4 | 0 | 0 | 14 |
| 25 | IFAOLA, Fawaz | 0 | 0-1 | 0-0 | 0-0 | 1 | 1 | 1 | 0 | 0 | 0 | 0 | 0 | 6 |
| 00 | INMAN, Ian | 17 | 5-7 | 5-7 | 2-2 | 0 | 5 | 5 | 1 | 0 | 1 | 0 | 0 | 19 |
| 15 | KOSSARAS, Felix | 0 | 0-1 | 0-1 | 0-0 | 0 | 0 | 0 | 0 | 0 | 0 | 0 | 0 | 3 |
| TEAM | | | 1 | | 2 | | 3 | | | | | | | |
| TOTALS | | 79 | 25-58 | 9-25 | 20-28 | 8 | 35 | 43 | 15 | 16 | 17 | 6 | 7 | 200 |

| | | | | | | | |
|----------|-------|------|------|------|-------|------|----------------------------------|
| | FG | FG% | 3FG | 3FG% | FT | FT% | Deadball Rebounds: 6, 0 |
| 1st Half | 16-34 | 47.1 | 6-15 | 40.0 | 4-5 | 80.0 | Biggest Run: 17 (13:14 2H) |
| 2nd Half | 9-24 | 37.5 | 3-10 | 30.0 | 16-23 | 69.6 | Largest Lead: 22 (13:14 2H) |
| GAME | 25-58 | 43.1 | 9-25 | 36.0 | 20-28 | 71.4 | Technical Fouls: Holland, Rancik |

| K-STATE (11-17, 2-13 Big 12) | | | | | | | | | | | | | | |
|-------------------------------------|------------------|------|-------|------|-------|---|----|----|----|----|----|---|---|-----|
| No. | Name | PTS | FG | 3FG | FT | O | D | R | PF | A | TO | S | B | MIN |
| 15 | MANNING, Taj | W 6 | 2-4 | 0-0 | 2-3 | 3 | 6 | 5 | 0 | 0 | 1 | 1 | 1 | 28 |
| 21 | MCGRIFF, Khamari | W 4 | 1-5 | 0-0 | 2-2 | 0 | 5 | 2 | 0 | 2 | 2 | 1 | 1 | 17 |
| 04 | HAGGERTY, P.J. | G 25 | 10-21 | 1-3 | 4-6 | 2 | 8 | 10 | 3 | 4 | 1 | 0 | 0 | 39 |
| 10 | CASTILLO, David | G 8 | 4-12 | 0-4 | 0-0 | 0 | 0 | 3 | 3 | 2 | 0 | 0 | 0 | 37 |
| 34 | JOHNSON, Nate | G 10 | 3-9 | 0-5 | 4-4 | 0 | 3 | 3 | 1 | 3 | 7 | 3 | 0 | 33 |
| 47 | KOSTIC, Andrej | 10 | 3-9 | 3-8 | 1-2 | 0 | 0 | 0 | 2 | 0 | 1 | 0 | 0 | 17 |
| 03 | JONES, C.J. | 2 | 1-4 | 0-2 | 0-0 | 0 | 4 | 4 | 3 | 2 | 1 | 2 | 0 | 18 |
| 06 | JOHNSON, Marcus | 0 | 0-0 | 0-0 | 0-0 | 1 | 1 | 0 | 0 | 0 | 0 | 0 | 0 | 4 |
| 00 | RAPIEQUE, Elias | 5 | 2-3 | 1-1 | 0-1 | 1 | 2 | 3 | 0 | 1 | 0 | 0 | 0 | 8 |
| TEAM | | | 3 | | 1 | | 4 | | | | | | | |
| TOTALS | | 70 | 26-67 | 5-23 | 13-18 | 9 | 27 | 36 | 19 | 13 | 14 | 7 | 2 | 200 |

| | | | | | | | |
|----------|-------|------|------|------|-------|-------|----------------------------------|
| | FG | FG% | 3FG | 3FG% | FT | FT% | Deadball Rebounds: 2, 0 |
| 1st Half | 13-33 | 39.4 | 3-12 | 25.0 | 4-4 | 100.0 | Biggest Run: 9 (6:38 2H) |
| 2nd Half | 13-34 | 38.2 | 2-11 | 18.2 | 9-14 | 64.3 | Largest Lead: 4 (17:16 1H) |
| GAME | 26-67 | 38.8 | 5-23 | 21.7 | 13-18 | 72.2 | Technical Fouls: Jones, Castillo |

Officials: Doug Simons, Doug Shows, Justin Shannon
Attendance: 6,058 | Start Time: 8:07 p.m. | Game Duration: 2:10
K-State led 3:11 // Colorado led 33:52 // Game was tied for 2:57
Lead Changes: 4 // Times Tied: 3

| Points From | Off Turnovers | Paint | 2nd Chance | Fast Break | Bench |
|-------------|---------------|-------|------------|------------|-------|
| Colorado | 20 | 32 | 7 | 14 | 21 |
| K-State | 18 | 36 | 5 | 18 | 17 |

29 TCU

Feb. 28, 2026 | Manhattan, Kan. / Bramlage Coliseum

| | | | | |
|----------------|---------|----|---|----|
| TCU | _____41 | 36 | — | 77 |
| K-STATE | _____38 | 30 | — | 68 |

- ▶ A 9-0 run gave TCU the lift it needed in a back-and-forth affair with K-State, as the Horned Frogs took their fifth straight over the Wildcats with a 77-68 victory on Feb. 28 before 8,184 fans at Bramlage Coliseum.
- ▶ TCU (19-10, 9-7), winners of 3 straight and 6 of its last 7 games, swept the home-and-home series with K-State for the first time and now have won 7 of the last 9 games in the series.
- ▶ The Wildcats (11-18, 2-14 Big 12) pulled to within 67-65 on a 3-point play by sophomore **David Castillo** with 4:44 to play before the decisive 9-0 run that put the Horned Frogs up 11 (76-65) with just over two minutes remaining.
- ▶ TCU was led by junior **Xavier Edmonds**, who once again proved to be a nightmare for K-State with a 15-point, 13-rebound double-double that came with 3 assists, 3 steals and 2 blocks. After scoring 6 of the game's final 7 points in a come-from-behind win in Fort Worth on Feb. 7, Edmonds was honored for 6 of the 9 points in the decisive run that put the game away for the Horned Frogs.
- ▶ Edmonds was joined in double figures by junior **Tanner Toolson** (14 points), sophomore **David Punch** (13 points) and junior **Liutauras Lelevicius** (12 points).
- ▶ Junior **P.J. Haggerty** paced a pair of Wildcats in double figures with 18 points on 9-of-14 field goals to go with 7 rebounds and 5 assists, while senior **Nate Johnson** added an impressive stat line with 16 points on 6-of-12 field goals, including 4-of-7 from 3-point range, to go with a team-high 9 assists, 5 rebounds and 3 steals. Junior **Taj Manning** had a career-high 10 rebounds.
- ▶ On a night when the Wildcats shot 50 percent (28-of-56) from the field, it was turnovers and second-chance points that proved to be the difference. The Horned Frogs turned 18 turnovers into 28 points, while they converted 11 offensive rebounds into 15 second-chance points.
- ▶ In addition, TCU scored 12 more points from the free throw line (16-4) on 14 more attempts.
- ▶ The Horned Frogs took the lead for good with 6:43 to play in the first half on a layup by Edmonds en route to a 41-38 lead at the half. Three times the Wildcats pulled to within one point in the second half before Castillo's 3-point play made it 67-65 with less than 5 minutes left. The 9-0 run then put the game out of reach, giving the Frogs their largest lead (11) with 2:06 to play.

| TCU (19-10, 9-7 Big 12) | | | | | | | | | | | | | | |
|--------------------------------|-----------------------|------|-------|------|-------|----|----|----|----|----|----|----|---|-----|
| No. | Name | PTS | FG | 3FG | FT | O | D | R | PF | A | TO | S | B | MIN |
| 05 | ROBINSON, Michah | F 9 | 3-9 | 1-4 | 2-3 | 1 | 2 | 1 | 1 | 3 | 2 | 1 | 0 | 30 |
| 24 | EDMONDS, Xavier | F 15 | 5-8 | 1-4 | 4-8 | 3 | 10 | 13 | 1 | 3 | 0 | 3 | 2 | 33 |
| 01 | PUNCH, David | F 13 | 4-10 | 0-2 | 5-6 | 1 | 4 | 5 | 4 | 1 | 2 | 1 | 1 | 26 |
| 01 | PIERRE, Jayden | G 6 | 3-8 | 0-5 | 0-0 | 1 | 1 | 3 | 4 | 1 | 1 | 0 | 0 | 31 |
| 02 | HARDING, Brock | G 8 | 3-7 | 2-4 | 0-0 | 0 | 4 | 4 | 1 | 6 | 1 | 4 | 0 | 34 |
| 03 | LELEVICIUS, Liutauras | 12 | 5-9 | 0-3 | 2-2 | 3 | 0 | 3 | 0 | 1 | 0 | 0 | 0 | 22 |
| 55 | TOOLSON, Tanner | 14 | 4-12 | 3-5 | 3-4 | 2 | 2 | 4 | 2 | 1 | 0 | 1 | 0 | 24 |
| 23 | SALACHOUH, Vianney | 0 | 0-0 | 0-0 | 0-0 | 0 | 0 | 0 | 0 | 0 | 0 | 0 | 0 | 2 |
| 00 | POSEY, Jace | 0 | 0-0 | 0-0 | 0-0 | 0 | 0 | 0 | 0 | 0 | 0 | 0 | 0 | 0+ |
| TEAM | | | 1 | | 3 | | 4 | | | | | | | |
| TOTALS | | 77 | 27-63 | 7-27 | 16-23 | 11 | 25 | 36 | 12 | 17 | 8 | 12 | 4 | 200 |

| | | | | | | | |
|----------|-------|------|------|------|-------|------|----------------------------|
| | FG | FG% | 3FG | 3FG% | FT | FT% | Deadball Rebounds: 4, 0 |
| 1st Half | 16-35 | 45.7 | 4-15 | 26.7 | 5-6 | 83.3 | Biggest Run: 9 (2:06 2H) |
| 2nd Half | 11-28 | 39.3 | 3-12 | 25.0 | 11-17 | 64.7 | Largest Lead: 11 (2:06 2H) |
| GAME | 27-63 | 42.9 | 7-27 | 25.9 | 16-23 | 69.6 | Technical Fouls: None |

| K-STATE (11-18, 2-14 Big 12) | | | | | | | | | | | | | | |
|-------------------------------------|------------------|------|-------|------|-----|---|----|----|----|----|----|---|---|-----|
| No. | Name | PTS | FG | 3FG | FT | O | D | R | PF | A | TO | S | B | MIN |
| 15 | MANNING, Taj | W 7 | 3-8 | 0-0 | 1-4 | 2 | 8 | 10 | 3 | 0 | 3 | 1 | 2 | 31 |
| 21 | MCGRIFF, Khamari | W 8 | 4-6 | 0-0 | 0-2 | 1 | 3 | 5 | 0 | 0 | 1 | 0 | 1 | 18 |
| 04 | HAGGERTY, P.J. | G 18 | 9-14 | 0-2 | 0-0 | 0 | 7 | 7 | 2 | 5 | 5 | 0 | 0 | 39 |
| 10 | CASTILLO, David | G 4 | 1-4 | 0-3 | 2-3 | 0 | 0 | 0 | 4 | 3 | 1 | 1 | 0 | 25 |
| 34 | JOHNSON, Nate | G 16 | 6-12 | 4-7 | 0-0 | 0 | 5 | 5 | 1 | 9 | 6 | 3 | 0 | 38 |
| 00 | RAPIEQUE, Elias | 6 | 2-3 | 2-3 | 0-0 | 1 | 0 | 1 | 1 | 2 | 0 | 0 | 0 | 16 |
| 03 | JONES, C.J. | 3 | 1-4 | 0-3 | 1-2 | 0 | 2 | 2 | 0 | 0 | 0 | 1 | 2 | 20 |
| 47 | KOSTIC, Andrej | 6 | 2-5 | 2-5 | 0-0 | 2 | 2 | 2 | 2 | 0 | 3 | 0 | 0 | 14 |
| TEAM | | | 0 | | 1 | | 1 | | | | | | | |
| TOTALS | | 68 | 28-56 | 8-23 | 4-9 | 5 | 26 | 31 | 18 | 19 | 18 | 7 | 4 | 200 |

| | | | | | | | |
|----------|-------|------|------|------|-----|------|----------------------------|
| | FG | FG% | 3FG | 3FG% | FT | FT% | Deadball Rebounds: 3, 2 |
| 1st Half | 17-30 | 56.7 | 3-12 | 25.0 | 1-3 | 33.3 | Biggest Run: 6 (12:58 2H) |
| 2nd Half | 11-26 | 42.3 | 5-11 | 45.5 | 3-6 | 50.0 | Largest Lead: 3 (11:30 1H) |
| GAME | 28-56 | 50.0 | 8-23 | 34.8 | 4-9 | 44.4 | Technical Fouls: None |

Officials: Deron White, Robert Felder, Tyler Kumpf
Attendance: 8,184 | Start Time: 5:31 p.m. | Game Duration: 2:01
K-State led 5:29 // TCU led 30:34 // Game was tied for 3:57
Lead Changes: 9 // Times Tied: 5

| Points From | Off Turnovers | Paint | 2nd Chance | Fast Break | Bench |
|-------------|---------------|-------|------------|------------|-------|
| TCU | 28 | 34 | 15 | 13 | 26 |
| K-State | 6 | 38 | 4 | 11 | 15 |

30 WEST VIRGINIA

March 3, 2026 | Manhattan, Kan. / Bramlage Coliseum

| | | | | |
|----------------|---------|----|---|----|
| West Virginia | _____26 | 37 | — | 63 |
| K-STATE | _____23 | 42 | — | 65 |

- ▶ Seniors **Khamari McGriff** and **Nate Johnson** had memorable last games in Bramlage Coliseum, as the duo combined for 34 points to carry a K-State team playing without leading scorer **P.J. Haggerty** to a 65-63 win over West Virginia.
- ▶ Both seniors had memorable performances in their last home games, as McGriff had a game-tying 18 points on 6-of-9 field goals and 6-of-8 free throws to go with 7 rebounds and 2 blocks, while Johnson posted an impressive stat line of 16 points, 9 rebounds, 7 assists and 5 steals.
- ▶ Fellow senior **C.J. Jones**, who started in place of Haggerty, also performed well in his last game at Bramlage Coliseum, as he added 8 points, 2 rebounds and 2 assists in a season-high 37 minutes. Junior **Taj Manning** and freshman **Andrej Kostic** chipped in 8 points each.
- ▶ K-State, which built as much as a 19-point lead (57-38) on the strength of a season-best 21-0 run in the second half, had to fight off a staff challenge from West Virginia, which entered the game fighting for its NCAA Tournament lives.
- ▶ The Mountaineers used an 11-0 run to close the deficit to 57-49 with 4:20 to play then continued to whittle away at the lead with 9 of the next 13 points to get within a possession at 61-58 with 48 seconds remaining. However, with a chance to tie, Jones stole the ball from senior **Honor Huff** with 19 seconds left before getting it to Johnson, who was fouled with 17.6 seconds remaining.
- ▶ Johnson knocked down both free throws to extend the lead to 63-58. After a tip-in by **Chance Moore** made it 63-60 with 7.7 seconds, McGriff was fouled on the inbound pass and calmly hit both free throws to clinch the game at 65-60 with 7 seconds. Huff made a 3-pointer at the buzzer for the final margin.
- ▶ K-State narrowly outshot WVU, 40.8 percent (20-of-49) to 39.3 percent (24-of-61), as the Wildcats won for the first time this season (1-14) when scoring less than 80 points. They also won the points off turnovers battle, 20-11, despite posting 3 more turnovers (16-13) than the Mountaineers.
- ▶ Neither team was particularly sharp to start the game, as it took nearly 3 minutes for the first points and more than 4 minutes for the first field goal. WVU used a 10-0 run to take as much as a 7-point lead in the first half before K-State closed to within 26-23 at the break.
- ▶ Moore led four Mountaineers in double figures with a game-tying 18 points.

| WEST VIRGINIA (17-13, 8-9 Big 12) | | | | | | | | | | | | | | |
|--|---------------------|------|------|------|-----|---|---|----|----|---|----|---|---|-----|
| No. | Name | PTS | FG | 3FG | FT | O | D | R | PF | A | TO | S | B | MIN |
| 00 | LORENTI, Brenen | F 14 | 6-10 | 1-1 | 1-2 | 2 | 1 | 3 | 4 | 0 | 3 | 2 | 0 | 27 |
| 55 | OBIHOHA, Harlan | C 0 | 0-1 | 0-0 | 0-0 | 0 | 1 | 1 | 4 | 1 | 0 | 0 | 0 | 12 |
| 01 | FLOYD, Japer | G 2 | 1-5 | 0-1 | 0-0 | 2 | 1 | 3 | 3 | 5 | 2 | 2 | 0 | 32 |
| 03 | HUFF, Honor | G 11 | 3-11 | 3-10 | 2-2 | 1 | 3 | 4 | 2 | 3 | 1 | 1 | 0 | 38 |
| 52 | EAGLESTAFF, Treysen | G 6 | 3-12 | 0-4 | 0-1 | 3 | 8 | 11 | 1 | 5 | 3 | | | |

2025-26 BOXSCORES/RECAPS

31 AT 14/15 KANSAS

March 7, 2026 | Lawrence, Kan. / Allen Fieldhouse

| | | | | |
|----------------|----|----|---|-----|
| 14/15 Kansas | 46 | 58 | — | 104 |
| K-STATE | 33 | 52 | — | 85 |

- ▶ Freshman **Darryn Peterson** and senior **Tre White** each posted 20-point games, as No. 14/15 Kansas shot nearly 60 percent from the field en route to 104-85 win over K-State in 305th edition of the Dillons Sunflower Showdown.
- ▶ With the win, the Jayhawks (22-9, 12-6 Big 12) extended their amazing streak of winning Senior Day to 43 consecutive seasons, as they won their 20th straight over the Wildcats at home.
- ▶ K-State (12-19, 3-15 Big 12), which had already clinched the 15-seed at next week's Big 12 Tournament, fell to 0-9 on the road in Big 12 play this season.
- ▶ Peterson paced all scorers with 27 points on 10-of-15 shooting, while White added a double-double with 23 points and a game-high 11 rebounds, as the Jayhawks connected on 59.2 percent (42-of-71) from the field, including 76.7 percent (23-of-30) in the second half.
- ▶ The 104 points were the most scored by Kansas in the 305 all-time meetings.
- ▶ Junior **P.J. Haggerty** and senior **Nate Johnson** paced four Wildcats in double figures with 21 points each. Haggerty tied the legendary **Bob Boozer** for second place on the single season list with his 22nd 20-point game of the season. Johnson, who posted double figures for the seventh straight game, tallied his fourth 20-point game of the season.
- ▶ The pair were joined in double figures by senior **Khamari McGriff**, who had back-to-back double-digit scoring game for the first since mid-January with 17 points, and freshman **Andrej Kostic**, who posted his second double-digit scoring game vs. Kansas with 11 points.
- ▶ The teams were nip and tuck in the first half before an 8-2 run before the third media timeout helped the Jayhawks build a 10-point lead that they extended to 13 (46-33) at the break.
- ▶ An 11-4 run pulled K-State to within 58-47 with 14:35 remaining, but that would be closest it would get, as Kansas built the lead back to 20 points then extended to as many as 30 (90-60) with just over 9 minutes left.
- ▶ Peterson and White were joined in double figures by senior **Melvin Council Jr.**, who had a near triple-double in his final game at Allen Fieldhouse with 17 points, a game-high 10 assists and 8 rebounds. Sophomore **Flory Bidunga** added 13 points on 6-of-6 shooting with 5 rebounds and 4 blocked shots.

KANSAS (22-9, 12-6 Big 12)

| No. | Name | PTS | FG | 3FG | FT | O | D | R | PF | A | TO | S | B | MIN |
|---------------|---------------------|------------|--------------|--------------|-------------|-----------|-----------|-----------|-----------|-----------|-----------|----------|----------|------------|
| 01 | DAWSON, Jayden | G 3 | 1-4 | 1-4 | 0-0 | 0 | 0 | 0 | 0 | 1 | 0 | 0 | 0 | 14 |
| 03 | WHITE, Tre | G 23 | 9-16 | 5-9 | 0-0 | 4 | 7 | 11 | 0 | 2 | 3 | 0 | 0 | 30 |
| 12 | EVERS, Wilder | G 5 | 2-3 | 1-2 | 0-0 | 0 | 0 | 0 | 1 | 0 | 0 | 0 | 0 | 7 |
| 14 | COUNCIL Jr., Melvin | G 17 | 8-15 | 1-4 | 0-1 | 1 | 7 | 8 | 2 | 10 | 2 | 1 | 0 | 31 |
| 25 | CROSS, Justin | G 0 | 0-1 | 0-0 | 0-0 | 1 | 0 | 1 | 1 | 0 | 2 | 0 | 0 | 5 |
| 00 | NGALA, Nginyu | 0 | 0-2 | 0-1 | 0-0 | 0 | 0 | 0 | 0 | 0 | 0 | 0 | 0 | 4 |
| 15 | TILLER, Bryson | 1 | 0-2 | 0-1 | 1-2 | 3 | 6 | 9 | 2 | 1 | 2 | 0 | 1 | 19 |
| 22 | PETERSON, Darryn | 27 | 10-15 | 1-2 | 6-7 | 0 | 5 | 5 | 1 | 4 | 1 | 2 | 0 | 29 |
| 40 | BIDUNGA, Flory | 13 | 6-6 | 0-0 | 1-3 | 2 | 3 | 5 | 1 | 1 | 2 | 2 | 4 | 26 |
| 11 | McDOWELL, Jamari | 0 | 0-1 | 0-1 | 0-0 | 0 | 0 | 0 | 2 | 1 | 0 | 0 | 0 | 8 |
| 13 | JACKSON, Elmarko | 5 | 2-2 | 1-1 | 0-0 | 0 | 2 | 2 | 4 | 1 | 0 | 0 | 0 | 12 |
| 07 | ROSARIO, Kohl | 5 | 2-2 | 1-1 | 0-0 | 1 | 0 | 1 | 3 | 1 | 0 | 0 | 1 | 8 |
| 34 | MBIYA, Paul | 4 | 2-2 | 0-0 | 0-0 | 1 | 1 | 0 | 1 | 0 | 0 | 0 | 0 | 5 |
| 06 | CALDERON, Samis | 1 | 0-0 | 0-0 | 1-2 | 0 | 0 | 0 | 1 | 0 | 0 | 0 | 0 | 1 |
| 21 | THENGVALL, Will | 0 | 0-0 | 0-0 | 0-0 | 0 | 0 | 0 | 1 | 0 | 0 | 0 | 0 | 1 |
| TEAM | | | | | | 0 | 2 | 2 | | | | | | |
| TOTALS | | 104 | 42-71 | 11-26 | 9-15 | 12 | 33 | 45 | 19 | 23 | 12 | 5 | 6 | 200 |

| | FG | FG% | 3FG | 3FG% | FT | FT% | Deadball Rebounds: |
|-------------|--------------|-------------|--------------|-------------|-------------|-------------|-----------------------------------|
| 1st Half | 19-41 | 46.3 | 5-18 | 27.8 | 3-6 | 50.0 | 2 |
| 2nd Half | 23-30 | 76.7 | 6-8 | 75.0 | 6-9 | 66.7 | 9 (8:07 1H) |
| GAME | 42-71 | 59.2 | 11-26 | 42.3 | 9-15 | 60.0 | Largest Lead: 30 (5:47 2H) |

Technical Fouls: None

K-STATE (12-19, 3-15 Big 12)

| No. | Name | PTS | FG | 3FG | FT | O | D | R | PF | A | TO | S | B | MIN |
|---------------|------------------|-----------|--------------|-------------|--------------|----------|-----------|-----------|-----------|----------|----------|----------|----------|------------|
| 15 | MANNING, Taj | W 6 | 3-5 | 0-1 | 0-0 | 2 | 1 | 3 | 3 | 1 | 1 | 1 | 0 | 29 |
| 21 | McGRIFF, Khamari | W 17 | 6-13 | 0-0 | 5-8 | 3 | 4 | 7 | 3 | 0 | 1 | 1 | 2 | 25 |
| 04 | HAGGERTY, P.J. | G 21 | 8-18 | 0-3 | 5-6 | 1 | 4 | 5 | 4 | 2 | 3 | 3 | 0 | 34 |
| 10 | CASTILLO, David | G 6 | 2-6 | 2-4 | 0-0 | 0 | 0 | 0 | 3 | 1 | 0 | 0 | 0 | 36 |
| 34 | JOHNSON, Nate | G 21 | 7-15 | 2-5 | 5-5 | 0 | 7 | 7 | 1 | 3 | 3 | 2 | 0 | 37 |
| 00 | RAPIEQUE, Elias | 0 | 0-2 | 0-2 | 0-0 | 0 | 1 | 1 | 2 | 2 | 0 | 0 | 0 | 6 |
| 03 | JONES, C.J. | 3 | 1-4 | 1-3 | 0-0 | 0 | 0 | 0 | 5 | 0 | 0 | 1 | 0 | 15 |
| 47 | KOSTIC, Andrej | 11 | 3-4 | 3-4 | 2-2 | 0 | 3 | 3 | 0 | 0 | 0 | 0 | 0 | 18 |
| TEAM | | | | | | 1 | 1 | 2 | | | | | | |
| TOTALS | | 85 | 30-67 | 8-22 | 17-21 | 7 | 21 | 28 | 21 | 9 | 8 | 8 | 2 | 200 |

| | FG | FG% | 3FG | 3FG% | FT | FT% | Deadball Rebounds: |
|-------------|--------------|-------------|-------------|-------------|--------------|-------------|-----------------------------------|
| 1st Half | 13-37 | 35.1 | 2-9 | 22.2 | 5-7 | 71.4 | 1 |
| 2nd Half | 17-30 | 56.7 | 6-13 | 46.2 | 12-14 | 85.7 | 6 (16:26 2H) |
| GAME | 30-67 | 44.8 | 8-22 | 36.4 | 17-21 | 81.0 | Largest Lead: 2 (19:25 1H) |

Technical Fouls: Jones

Officials: Tony Padilla, Chris Pacsi, Christopher Merlo
 Attendance: 15,300 | Start Time: 1:07 p.m. | Game Duration: 2:00
 K-State led 1-24 // Kansas led 35-35 // Game was tied for 3:01
 Lead Changes: 3 // Times Tied: 2

| Points From | Off Turnovers | Paint | 2nd Chance | Fast Break | Bench |
|-------------|---------------|-------|------------|------------|-------|
| Kansas | 14 | 48 | 16 | 13 | 56 |
| K-State | 14 | 36 | 14 | 17 | 14 |

32 VS. rv/rv BYU



SEASON/CAREER STATISTICS

Summary


| Player | Season Statistics | | | | | | | | | | Career Statistics | | | | | | | | | |
|------------------|-------------------|-------|------|------|------|-----|-----|-----|-----|-------|-------------------|-------|------|------|------|-----|-----|-----|-----|-------|
| | GP-GS | MIN/G | FG% | 3FG% | FT% | R/G | A/G | STL | BLK | PTS/G | GP-GS | MIN/G | FG% | 3FG% | FT% | R/G | A/G | STL | BLK | PTS/G |
| BASHIR JR., Abdi | 18-18 | 24.7 | .421 | .444 | .688 | 2.2 | 2.3 | 9 | 0 | 13.2 | 84-50 | 23.6 | .386 | .399 | .838 | 1.9 | 1.5 | 34 | 2 | 13.2 |
| BUCA, Dorin | 27-4 | 12.8 | .507 | .182 | .533 | 3.3 | 0.5 | 5 | 35 | 3.2 | 27-4 | 12.8 | .507 | .182 | .533 | 3.3 | 0.5 | 5 | 35 | 3.2 |
| CASTILLO, David | 31-15 | 28.1 | .401 | .354 | .813 | 2.0 | 1.8 | 13 | 1 | 10.5 | 63-17 | 18.9 | .359 | .324 | .836 | 1.3 | 1.3 | 26 | 2 | 6.4 |
| HAGGERTY, PJ | 30-30 | 35.1 | .493 | .345 | .694 | 5.3 | 3.9 | 35 | 1 | 23.3 | 102-96 | 33.7 | .487 | .337 | .767 | 5.3 | 3.6 | 161 | 5 | 20.9 |
| IKEGWURUKA, Mobi | 10-1 | 12.5 | .571 | .000 | .500 | 2.0 | 0.4 | 8 | 4 | 1.9 | 34-1 | 9.3 | .592 | .000 | .522 | 2.3 | 0.2 | 22 | 9 | 2.1 |
| JOHNSON, Marcus | 13-0 | 6.3 | .267 | .296 | .667 | 1.2 | 0.5 | 0 | 0 | 2.0 | 101-86 | 28.2 | .458 | .405 | .870 | 5.7 | 1.9 | 110 | 36 | 16.4 |
| JOHNSON, Nate | 31-31 | 32.6 | .446 | .396 | .846 | 5.0 | 4.6 | 70 | 7 | 12.5 | 123-91 | 26.8 | .448 | .356 | .802 | 4.1 | 2.7 | 193 | 28 | 9.8 |
| JONES, CJ | 30-1 | 17.1 | .296 | .212 | .833 | 1.8 | 1.2 | 18 | 4 | 3.4 | 125-60 | 24.0 | .382 | .314 | .667 | 2.2 | 2.4 | 90 | 39 | 6.8 |
| KOSTIC, Andrej | 22-0 | 13.6 | .382 | .385 | .769 | 1.7 | 1.0 | 8 | 2 | 5.4 | 22-0 | 13.6 | .382 | .385 | .769 | 1.7 | 1.0 | 8 | 2 | 5.4 |
| MANNING, Taj | 29-16 | 20.4 | .485 | .154 | .697 | 5.1 | 1.0 | 21 | 21 | 4.2 | 51-17 | 13.3 | .495 | .212 | .650 | 3.3 | 0.6 | 24 | 21 | 2.8 |
| MCGRIFF, Khamari | 27-27 | 20.4 | .673 | .200 | .691 | 4.4 | 1.0 | 17 | 30 | 9.6 | 112-69 | 16.3 | .677 | .375 | .680 | 3.4 | 0.6 | 42 | 100 | 7.1 |
| OSEI, Stephen | 3-0 | 2.9 | .333 | .000 | .000 | 1.0 | 0.0 | 0 | 0 | 0.7 | 3-0 | 2.9 | .333 | .000 | .000 | 1.0 | 0.0 | 0 | 0 | 0.7 |
| RAPIEQUE, Elias | 19-12 | 15.9 | .452 | .400 | .353 | 2.5 | 1.5 | 14 | 5 | 3.8 | 19-12 | 15.9 | .452 | .400 | .353 | 2.5 | 1.5 | 14 | 5 | 3.8 |

Scoring

| Player | Season Statistics | | | | | | | | Career Statistics | | | | | | | |
|------------------|-------------------|------|----------|------|---------|------|-----|-------|-------------------|------|----------|------|---------|------|------|-------|
| | FG-FGA | FG% | 3FG-3FGA | 3FG% | FT-FTA | FT% | PTS | PTS/G | FG-FGA | FG% | 3FG-3FGA | 3FG% | FT-FTA | FT% | PTS | PTS/G |
| BASHIR JR., Abdi | 80-190 | .421 | 67-151 | .444 | 11-16 | .688 | 238 | 13.2 | 378-979 | .386 | 245-614 | .399 | 109-130 | .838 | 1110 | 13.2 |
| BUCA, Dorin | 34-67 | .507 | 2-11 | .182 | 16-30 | .533 | 86 | 3.2 | 34-67 | .507 | 2-11 | .182 | 16-30 | .533 | 86 | 3.2 |
| CASTILLO, David | 115-287 | .401 | 56-158 | .354 | 39-48 | .813 | 325 | 10.5 | 134-373 | .359 | 73-225 | .324 | 61-73 | .836 | 402 | 6.4 |
| HAGGERTY, PJ | 263-534 | .493 | 38-110 | .345 | 134-193 | .694 | 698 | 23.3 | 715-1468 | .487 | 99-294 | .337 | 602-785 | .767 | 2131 | 20.9 |
| IKEGWURUKA, Mobi | 8-14 | .571 | 0-0 | .000 | 3-6 | .500 | 19 | 1.9 | 29-49 | .592 | 0-0 | .000 | 12-23 | .522 | 70 | 2.1 |
| JOHNSON, Marcus | 8-30 | .267 | 8-27 | .296 | 2-3 | .667 | 26 | 2.0 | 592-1293 | .458 | 195-482 | .405 | 274-315 | .870 | 1653 | 16.4 |
| JOHNSON, Nate | 132-296 | .446 | 59-149 | .396 | 66-78 | .846 | 389 | 12.5 | 427-953 | .448 | 136-382 | .356 | 211-263 | .802 | 1201 | 9.8 |
| JONES, CJ | 37-125 | .296 | 14-66 | .212 | 15-18 | .833 | 103 | 3.4 | 323-845 | .382 | 85-271 | .314 | 116-174 | .667 | 847 | 6.8 |
| KOSTIC, Andrej | 39-102 | .382 | 30-78 | .385 | 10-13 | .769 | 118 | 5.4 | 39-102 | .382 | 30-78 | .385 | 10-13 | .769 | 118 | 5.4 |
| MANNING, Taj | 47-97 | .485 | 4-26 | .154 | 23-33 | .697 | 121 | 4.2 | 54-109 | .495 | 7-33 | .212 | 26-40 | .650 | 141 | 2.8 |
| MCGRIFF, Khamari | 105-156 | .673 | 1-5 | .200 | 47-68 | .691 | 258 | 9.6 | 329-486 | .677 | 3-8 | .375 | 136-200 | .680 | 797 | 7.1 |
| OSEI, Stephen | 1-3 | .333 | 0-0 | .000 | 0-0 | .000 | 2 | 0.7 | 1-3 | .333 | 0-0 | .000 | 0-0 | .000 | 2 | 0.7 |
| RAPIEQUE, Elias | 28-62 | .452 | 10-25 | .400 | 6-17 | .353 | 72 | 3.8 | 28-62 | .452 | 10-25 | .400 | 6-17 | .353 | 72 | 3.8 |

Totals

| Player | Season Statistics | | | | | | | | Career Statistics | | | | | | | |
|------------------|-------------------|-------|-------|----|----|-----|----|------|-------------------|-------|-------|-----|----|-----|-----|------|
| | O-REB | D-REB | TOTAL | PF | FO | A | TO | A/TO | O-REB | D-REB | TOTAL | PF | FO | A | TO | A/TO |
| BASHIR JR., Abdi | 4 | 36 | 40 | 22 | 0 | 41 | 20 | 2.1 | 16 | 142 | 158 | 94 | 0 | 125 | 139 | 0.9 |
| BUCA, Dorin | 39 | 50 | 89 | 54 | 3 | 14 | 31 | 0.5 | 39 | 50 | 89 | 54 | 3 | 14 | 31 | 0.5 |
| CASTILLO, David | 10 | 52 | 62 | 64 | 1 | 55 | 41 | 1.3 | 10 | 70 | 80 | 86 | 1 | 79 | 60 | 1.3 |
| HAGGERTY, PJ | 36 | 122 | 158 | 78 | 0 | 117 | 99 | 1.2 | 109 | 429 | 538 | 214 | 2 | 372 | 299 | 1.2 |
| IKEGWURUKA, Mobi | 7 | 13 | 20 | 22 | 0 | 4 | 6 | 0.7 | 25 | 52 | 77 | 49 | 0 | 6 | 15 | 0.4 |
| JOHNSON, Marcus | 3 | 12 | 15 | 11 | 0 | 6 | 9 | 0.7 | 168 | 408 | 576 | 226 | 3 | 196 | 249 | 0.8 |
| JOHNSON, Nate | 25 | 129 | 154 | 72 | 1 | 143 | 75 | 1.9 | 108 | 391 | 499 | 251 | 5 | 331 | 193 | 1.7 |
| JONES, CJ | 11 | 43 | 54 | 37 | 1 | 37 | 23 | 1.6 | 45 | 235 | 280 | 255 | 8 | 306 | 194 | 1.6 |
| KOSTIC, Andrej | 10 | 28 | 38 | 29 | 0 | 21 | 20 | 1.1 | 10 | 28 | 38 | 29 | 0 | 21 | 20 | 1.1 |
| MANNING, Taj | 61 | 86 | 147 | 60 | 2 | 28 | 20 | 1.4 | 68 | 101 | 169 | 77 | 2 | 30 | 22 | 1.4 |
| MCGRIFF, Khamari | 43 | 75 | 118 | 90 | 5 | 28 | 26 | 1.1 | 149 | 230 | 379 | 233 | 6 | 64 | 81 | 0.8 |
| OSEI, Stephen | 2 | 1 | 3 | 1 | 0 | 0 | 3 | 0.0 | 2 | 1 | 3 | 1 | 0 | 0 | 3 | 0.0 |
| RAPIEQUE, Elias | 20 | 27 | 47 | 56 | 2 | 29 | 14 | 2.1 | 20 | 27 | 47 | 56 | 2 | 29 | 14 | 2.1 |



W | JR.-FY



ELIAS RAPIQUE

W | 6-9 | 225 | Jr.-FY | Berlin, Germany | ALBA Berlin

X @eliasrapieque / @ elias.rapieque

SUPERLATIVES

| | — | — | JR | SR | CAR |
|-----------------|---|----|----|----|-----|
| 10+ Points | — | 15 | — | — | 15 |
| 15+ Points | — | 8 | — | — | 8 |
| 20+ Points | — | 4 | — | — | 4 |
| 2+ 3FGM | — | — | — | — | — |
| 5+ Rebounds | — | 13 | 4 | — | 17 |
| 3+ Assists | — | 17 | 3 | — | 20 |
| Multiple Steals | — | 14 | 4 | — | 18 |
| 2+ Blocks | — | 1 | 1 | — | 2 |
| Double-Doubles | — | 1 | — | — | 1 |

PERSONAL HIGHS

| ■ Points | |
|---------------------------------|--------------------------------|
| Season | 9, 3 times |
| Career | 27 vs. ETB Miners (2/15/25) |
| Big 12 | 8 at Arizona State (1/10/26) |
| ■ Field Goals Made | |
| Season | 6 at Indiana (11/25/25) |
| Career | 8 vs. Paderborn (5/3/25) |
| Big 12 | 3 at Arizona State (1/10/26) |
| ■ Field Goals Attempted | |
| Season | 7 vs. ULM (12/28/25) |
| Career | 18 vs. Paderborn (5/3/25) |
| Big 12 | 6 at Arizona State (1/10/26) |
| ■ 3-Point Field Goals Made | |
| Season | 2, twice |
| Career | 4 vs. Hamburg (12/12/21) |
| Big 12 | 2, twice |
| ■ 3-Point Field Goals Attempted | |
| Season | 4, twice |
| Career | 7, 4 times |
| Big 12 | 4 at Arizona State (1/10/26) |
| ■ Free Throws Made | |
| Season | 2 vs. Bellarmine (11/8/25) |
| Career | 10 vs. Rostock II (1/13/24) |
| Big 12 | 1 at Arizona (1/7/26) |
| ■ Free Throws Attempted | |
| Season | 4 vs. Bellarmine (11/8/25) |
| Career | 12 vs. ETB Miners (2/15/25) |
| Big 12 | 3 at Arizona (1/7/26) |
| ■ Rebounds | |
| Season | 6, twice |
| Career | 12 vs. Berlin Braves (3/1/25) |
| Big 12 | 4 at Arizona (1/7/26) |
| ■ Assists | |
| Season | 6 vs. ULM (12/28/25) |
| Career | 11 vs. Berlin Braves (3/1/25) |
| Big 12 | 2, twice |
| ■ Blocked Shots | |
| Season | 2 vs. UNC Greensboro (11/4/25) |
| Career | 2, 4 times |
| Big 12 | 1 vs. West Virginia (3/3/26) |
| ■ Steals | |
| Season | 3 vs. UNC Greensboro (11/4/25) |
| Career | 7, twice |
| Big 12 | 1 at Arizona (1/7/26) |
| ■ Minutes | |
| Season | 25 vs. ULM (12/28/25) |
| Career | 36 vs. Paderborn (5/3/25) |
| Big 12 | 19 at Arizona (1/7/26) |

SEASON STATS

| PPG | RPG | APG | FG% | 3FG% | FT% |
|-----|-----|-----|------|------|------|
| 4.0 | 2.6 | 1.5 | 46.7 | 43.5 | 35.3 |

RAPIQUE AT A GLANCE

- Returned to the court at Colorado (2/25/26) after not playing for more than 6 weeks... Had missed 12 of the last 14 games, including each of the last 11 due to injury... It was his first game since playing 21 minutes at Arizona State (1/10/26).
- Has played in 19 games, averaging 15.9 minutes per game, with 12 starts.
- Has scored in 13 of 19 games played, including a season-high 9 points at Indiana (11/25/25), Creighton (12/13/25) and ULM (12/28/25)... Also scored 8 points at Arizona State (1/10/26) with a season-high 2 made 3-pointers.
- Played 8 minutes off the bench at Colorado (2/25/26) in his return to the court, posting 5 points, 3 rebounds and an assist.
- Scored 6 points on 2-of-3 shooting (all from 3-point range) with 2 assists and a rebound in 16 minutes vs. TCU (2/28/26).
- Dished out a season-high 6 assists vs. ULM (12/28/25) to go with 9 points, 2 rebounds and 2 steals in a season-high 25 minutes.
- Played his best all-around game vs. Mississippi Valley (12/8/25) with 5 points, season-highs in rebounds (6) and assists (5) and 2 steals in 19 minutes.
- Was solid all-around vs. Nebraska (11/21/25) with 4 points, 5 rebounds, 2 assists and a steal in 18 minutes.

LAST GAME (at 14/15 Kansas (3/7/26))

| MIN | PTS | REBS | ASTS | BLKS | STLS |
|-----|-----|------|------|------|------|
| 6 | 0 | 1 | 2 | 1 | 0 |

TOP PERFORMANCES

- Scored a career-high 27 points vs. ETB Miners (2/15/25) while playing for SSV Lokomotive Bernau on 9-of-16 field goals.
- Collected a triple-double while playing for SSV Lokomotive Bernau vs. the Berlin Braves with 16 points, 12 rebounds and 11 assists in 35 minutes.
- Has scored a season-high 9 points in 3 games (Indiana, Creighton, ULM).
- Scored a Big 12-high 8 points at Arizona State (1/10/26) with 2 3-pointers.
- Matched his season-high with 6 rebounds at Creighton (12/13/25).

BACKGROUND

- First-ever German basketball player at K-State... One of just 24 foreign-born players in school history and one of just 7 from the European continent.
- Grew up with the ALBA Berlin club, which was founded in 1991 and is the largest national basketball club by membership... Also one of the most successful with 11 German Championships, 11 German Cups and 3 German Supercups.
- Made his debut with ALBA Berlin at the age of 17 during the 2021-22 season.
- Member of German U18 and U20 National Teams, playing at 2022 European U18 Championship as well as 2023 and 2024 European U20 Championships.

2025-26 GAME-BY-GAME STATISTICS

| Date | Opponent | GS | MIN | FG | 3PT | FT | O | D | TR | PF | AST | TO | BLK | STL | PTS | +/- |
|---------|-----------------------|----|-----|-----|-----|-----|---|---|----|----|-----|----|-----|-----|-----|-----|
| Nov. 4 | UNC GREENSBORO | | 21 | 2-5 | 0-2 | 1-2 | 1 | 3 | 4 | 3 | 1 | 1 | 2 | 3 | 5 | 31 |
| Nov. 8 | BELLARMINE | * | 17 | 1-2 | 0-0 | 2-4 | 1 | 2 | 3 | 4 | 2 | 1 | 0 | 2 | 4 | 12 |
| Nov. 13 | CALIFORNIA | * | 23 | 0-2 | 0-1 | 0-0 | 0 | 1 | 1 | 2 | 3 | 1 | 0 | 1 | 0 | -11 |
| Nov. 17 | TULSA | * | 10 | 1-4 | 0-1 | 0-0 | 0 | 0 | 0 | 2 | 0 | 1 | 0 | 0 | 2 | 3 |
| Nov. 20 | vs. Mississippi State | * | 19 | 1-6 | 1-4 | 0-0 | 1 | 1 | 2 | 3 | 2 | 0 | 1 | 0 | 3 | 0 |
| Nov. 21 | vs. Nebraska | * | 18 | 1-2 | 1-1 | 1-2 | 2 | 3 | 5 | 4 | 2 | 3 | 0 | 1 | 4 | -8 |
| Nov. 25 | @Indiana | * | 22 | 4-6 | 1-1 | 0-0 | 2 | 3 | 5 | 4 | 0 | 1 | 0 | 2 | 9 | -8 |
| Dec. 1 | BOWLING GREEN | | 7 | 0-0 | 0-0 | 0-0 | 1 | 0 | 1 | 2 | 1 | 0 | 0 | 0 | 0 | -4 |
| Dec. 6 | SETON HALL | | 10 | 0-1 | 0-0 | 0-2 | 0 | 0 | 0 | 3 | 0 | 0 | 1 | 0 | 0 | -5 |
| Dec. 8 | MISSISSIPPI VALLEY | * | 19 | 2-4 | 0-0 | 1-3 | 4 | 2 | 6 | 3 | 5 | 2 | 0 | 2 | 5 | 39 |
| Dec. 13 | @Creighton | * | 25 | 4-5 | 1-1 | 0-0 | 3 | 3 | 6 | 5 | 2 | 0 | 0 | 0 | 9 | -3 |
| Dec. 20 | SOUTH DAKOTA | * | 13 | 0-0 | 0-0 | 0-0 | 0 | 1 | 1 | 4 | 0 | 1 | 0 | 0 | 0 | 1 |
| Dec. 28 | ULM | * | 25 | 4-7 | 1-1 | 0-0 | 1 | 1 | 2 | 4 | 6 | 1 | 0 | 2 | 9 | -1 |
| Jan. 3 | BYU* | | DNP | | | | | | | | | | | | | |
| Jan. 7 | @Arizona* | * | 19 | 1-4 | 0-3 | 1-3 | 1 | 3 | 4 | 5 | 0 | 1 | 0 | 1 | 3 | -15 |
| Jan. 10 | @Arizona State* | * | 21 | 3-6 | 2-4 | 0-0 | 1 | 1 | 2 | 4 | 0 | 1 | 0 | 0 | 8 | -1 |
| Jan. 14 | UCF* | | DNP | | | | | | | | | | | | | |
| Jan. 17 | @Oklahoma State* | | DNP | | | | | | | | | | | | | |
| Jan. 20 | UTAH* | | DNP | | | | | | | | | | | | | |
| Jan. 24 | KANSAS* | | DNP | | | | | | | | | | | | | |
| Jan. 27 | @West Virginia* | | DNP | | | | | | | | | | | | | |
| Feb. 1 | IOWA STATE* | | DNP | | | | | | | | | | | | | |
| Feb. 7 | @TCU* | | DNP | | | | | | | | | | | | | |
| Feb. 11 | CINCINNATI* | | DNP | | | | | | | | | | | | | |
| Feb. 14 | @Houston* | | DNP | | | | | | | | | | | | | |
| Feb. 17 | BAYLOR* | | DNP | | | | | | | | | | | | | |
| Feb. 21 | @Texas Tech* | | DNP | | | | | | | | | | | | | |
| Feb. 25 | @Colorado* | | 8 | 2-3 | 1-1 | 0-1 | 1 | 2 | 3 | 0 | 1 | 0 | 0 | 0 | 5 | 8 |
| Feb. 28 | TCU* | | 16 | 2-3 | 2-3 | 0-0 | 1 | 0 | 1 | 1 | 2 | 0 | 0 | 0 | 6 | -1 |
| Mar. 3 | WEST VIRGINIA* | | 3 | 0-0 | 0-0 | 0-0 | 0 | 0 | 0 | 1 | 0 | 0 | 1 | 0 | 0 | -4 |
| Mar. 7 | @Kansas* | | 6 | 0-2 | 0-2 | 0-0 | 0 | 1 | 1 | 2 | 2 | 0 | 0 | 0 | 0 | -4 |

RAPIQUE'S CAREER STATS

| YEAR | GP | GS | Min | Avg. | FGM | FGA | Pct. | 3FGM | 3FGA | Pct. | FTM | FTA | Pct. | Off | Def | Tot | Avg. | PF | Ast | TO | Blk | Stl | Pts | Avg. |
|------------------|-----------|-----------|------------|-------------|-----------|-----------|-------------|-----------|-----------|-------------|----------|-----------|-------------|-----------|-----------|-----------|------------|-----------|-----------|-----------|----------|-----------|-----------|------------|
| 2021-22 (Age 17) | 5 | 4 | 114 | 22.7 | 15 | 44 | .341 | 1 | 11 | .091 | 10 | 17 | .588 | 2 | 17 | 19 | 3.8 | 13 | 12 | 16 | 0 | 8 | 41 | 8.2 |
| 2022-23 (Age 18) | 29 | 7 | 406 | 14.0 | 53 | 133 | .398 | 21 | 67 | .313 | 34 | 47 | .723 | 21 | 50 | 71 | 2.4 | 51 | 62 | 37 | 0 | 35 | 161 | 5.6 |
| 2023-24 (Age 19) | 38 | 16 | 692 | 18.2 | 105 | 242 | .434 | 24 | 82 | .293 | 85 | 122 | .697 | 39 | 91 | 130 | 3.4 | 68 | 84 | 53 | 2 | 29 | 319 | 8.4 |
| 2024-25 (Age 20) | 62 | 11 | 1017 | 16.4 | 130 | 300 | .433 | 31 | 116 | .267 | 64 | 104 | .615 | 68 | 107 | 175 | 2.8 | 143 | 102 | 75 | 8 | 59 | 355 | 5.7 |
| 2025-26 (Jr.) | 19 | 12 | 302 | 15.9 | 28 | 62 | .452 | 10 | 25 | .400 | 6 | 17 | .353 | 20 | 27 | 47 | 2.5 | 56 | 29 | 14 | 5 | 14 | 72 | 3.8 |
| Totals | 19 | 12 | 302 | 15.9 | 28 | 62 | .452 | 10 | 25 | .400 | 6 | 17 | .353 | 20 | 27 | 47 | 2.5 | 56 | 29 | 14 | 5 | 14 | 72 | 3.8 |



Played for ALBA Berlin and other clubs from 2021-25

1

G | JR.-TR



ABDI BASHIR JR.

G | 6-7 | 175 | Jr.-TR | Omaha, Neb. | PHHoenix Prep | Monmouth

X @abdibashirjr / abdibashirjr

CAA 2024-25 All-CAA First Team | CAA Player of the Week (twice)
USBWA/Oscar Robertson National Player of the Week (11/19/24)

SUPERLATIVES

| | FR | SO | JR | SR | CAR |
|-----------------|----|----|----|----|-----|
| 10+ Points | 6 | 30 | 14 | — | 50 |
| 15+ Points | 1 | 24 | 9 | — | 34 |
| 20+ Points | 1 | 18 | 2 | — | 21 |
| 30+ Points | — | 1 | — | — | 1 |
| 2+ 3FGM | 17 | 28 | 16 | — | 62 |
| 5+ Rebounds | — | 3 | 1 | — | 4 |
| 3+ Assists | — | 12 | 7 | — | 19 |
| Multiple Steals | 1 | 4 | 2 | — | 7 |
| Double-Doubles | — | — | — | — | — |

PERSONAL HIGHS

Points

Season 26 vs. Nebraska (11/21/25)

Career 38 at Rutgers (11/15/24)

Big 12 22 at Arizona State (1/10/26)

Field Goals Made

Season 8 at Arizona State (1/10/26)

Career 12, twice

Big 12 8 at Arizona State (1/10/26)

Field Goals Attempted

Season 17 at Creighton (12/13/25)

Career 33 vs. Drexel (11/30/25)

Big 12 16 at Arizona State (1/10/26)

3-Point Field Goals Made

Season 7 vs. Nebraska (11/21/25)

Career 10 at Rutgers (11/15/24)

Big 12 6 at Arizona State (1/10/26)

3-Point Field Goals Attempted

Season 15 vs. Nebraska (11/21/25)

Career 20 vs. Drexel (11/30/25)

Big 12 13 vs. UCF (1/14/26)

Free Throws Made

Season 5 vs. Nebraska (11/21/25)

Career 7 at Lehigh (12/4/24)

Big 12 3 vs. BYU (1/3/26)

Free Throws Attempted

Season 5 vs. Nebraska (11/21/25)

Career 8 at Lehigh (12/4/24)

Big 12 3 vs. BYU (1/3/26)

Rebounds

Season 6 vs. South Dakota (12/20/25)

Career 6 vs. Northeastern (2/24/25)

Big 12 4 vs. BYU (1/3/26)

Assists

Season 5, 3 times

Career 7 at Stony Brook (2/13/25)

Big 12 4 at Arizona State (1/10/26)

Blocked Shots

Season —

Career 1, twice

Big 12 —

Steals

Season 2, twice

Career 3 vs. Youngstown State (11/21/24)

Big 12 1, 3 times

Minutes

Season 35 at Arizona State (1/10/26)

Career 48 vs. Drexel (1/30/25)

Big 12 35 at Arizona State (1/10/26)

SEASON STATS

| PPG | RPG | APG | FG% | 3FG% | FT% |
|------|-----|-----|------|------|------|
| 13.2 | 2.2 | 2.3 | 42.1 | 44.4 | 68.8 |

BASHIR AT A GLANCE

- ▶ Started the first 18 games before an injury sidetracked his season.
- ▶ Had foot surgery on Jan. 19 and is expected to miss the rest of the season.
- ▶ Has 50 career double-digit scoring games, including in 14 of 18 games with 20-point games and five 30-point games.
- ▶ Eclipsed 1,000 career points with 18 points at Creighton (12/13/25).
- ▶ Posted second 20-point game as a Wildcat with 22 points at Arizona State (1/10/26), as he hit on 8-of-16 field goals with 6 3-pointers... Had a season-high 26 points vs. Nebraska (11/21/25), as he connected on 7-of-15 attempts from 3-point range... His 7 made 3-pointers tie for the sixth-most 3-pointers.
- ▶ Has a team-high 67 3-pointers, including a season-high 7 vs. Nebraska (11/21/25) and 6 at Creighton (12/13/25) and Arizona State (1/10/26).
- ▶ Eclipsed 200 career 3-pointers (245) with his 7-triple performance vs. Nebraska (11/21/25), hitting on 39.9 percent (245-of-614) from beyond the arc.
- ▶ Ranked 5th in 3-point field goals/game (3.72) and 5th in total 3-pointers while he is 14th in 3-point percentage (44.4) at the time of his injury.
- ▶ Led Monmouth and CAA in scoring at 20.1 points per game as a sophomore in 2024-25, while he was 16th in scoring and 25th in total points (663)... Jumped nearly 14 points per game from true freshman (6.3 ppg.) to sophomore season.

2025-26 GAME-BY-GAME STATISTICS

| Date | Opponent | GS | MIN | FG | 3PT | FT | O | D | TR | PF | AST | TO | BLK | STL | PTS | +/- |
|---------|-----------------------|----|-----|------|------|-----|---|---|----|----|-----|----|-----|-----|-----|-----|
| Nov. 4 | UNC GREENSBORO | * | 21 | 6-11 | 4-8 | 0-0 | 0 | 1 | 1 | 2 | 2 | 0 | 0 | 0 | 16 | 11 |
| Nov. 8 | BELLARMINE | * | 30 | 5-10 | 5-9 | 0-0 | 0 | 4 | 4 | 2 | 3 | 2 | 0 | 0 | 15 | 19 |
| Nov. 13 | CALIFORNIA | * | 23 | 2-4 | 2-4 | 1-2 | 0 | 2 | 2 | 2 | 5 | 1 | 0 | 1 | 7 | 7 |
| Nov. 17 | TULSA | * | 28 | 4-12 | 2-6 | 0-0 | 0 | 0 | 0 | 1 | 2 | 0 | 0 | 0 | 10 | 3 |
| Nov. 20 | vs. Mississippi State | * | 23 | 4-10 | 4-6 | 0-0 | 0 | 4 | 4 | 0 | 0 | 1 | 0 | 0 | 12 | 13 |
| Nov. 21 | vs. Nebraska | * | 30 | 7-15 | 7-15 | 5-5 | 0 | 3 | 3 | 0 | 2 | 3 | 0 | 1 | 26 | 1 |
| Nov. 25 | @Indiana | * | 14 | 1-2 | 1-2 | 0-0 | 0 | 1 | 1 | 1 | 1 | 1 | 0 | 0 | 3 | -16 |
| Dec. 1 | BOWLING GREEN | * | 22 | 3-10 | 2-7 | 0-0 | 1 | 1 | 2 | 1 | 1 | 0 | 0 | 0 | 8 | -8 |
| Dec. 6 | SETON HALL | * | 23 | 4-10 | 3-9 | 0-3 | 0 | 1 | 1 | 3 | 2 | 0 | 0 | 2 | 11 | -7 |
| Dec. 8 | MISSISSIPPI VALLEY | * | 16 | 5-10 | 5-10 | 0-0 | 0 | 2 | 2 | 0 | 5 | 2 | 0 | 2 | 15 | 24 |
| Dec. 13 | @Creighton | * | 28 | 6-17 | 6-12 | 0-0 | 0 | 2 | 2 | 0 | 1 | 1 | 0 | 0 | 18 | 2 |
| Dec. 20 | SOUTH DAKOTA | * | 20 | 5-6 | 5-6 | 0-0 | 1 | 5 | 6 | 0 | 5 | 3 | 0 | 0 | 15 | 28 |
| Dec. 28 | ULM | * | 23 | 4-9 | 3-8 | 0-0 | 0 | 2 | 2 | 4 | 3 | 0 | 0 | 0 | 11 | 5 |
| Jan. 3 | BYU* | * | 30 | 5-13 | 3-8 | 3-3 | 1 | 3 | 4 | 0 | 2 | 1 | 0 | 0 | 16 | 7 |
| Jan. 7 | @Arizona* | * | 18 | 2-8 | 0-5 | 2-2 | 0 | 0 | 0 | 0 | 0 | 2 | 0 | 0 | 6 | -18 |
| Jan. 10 | @Arizona State* | * | 35 | 8-16 | 6-12 | 0-1 | 0 | 2 | 2 | 3 | 4 | 1 | 0 | 1 | 22 | 4 |
| Jan. 14 | UCF* | * | 25 | 4-13 | 4-13 | 0-0 | 0 | 2 | 2 | 0 | 3 | 1 | 0 | 1 | 12 | -13 |
| Jan. 17 | @Oklahoma State* | * | 34 | 5-14 | 5-11 | 0-0 | 1 | 1 | 2 | 3 | 0 | 1 | 0 | 1 | 15 | -4 |
| Jan. 20 | UTAH* | | | | | | | | | | | | | | | |
| Jan. 24 | KANSAS* | | | | | | | | | | | | | | | |
| Jan. 27 | @West Virginia* | | | | | | | | | | | | | | | |
| Feb. 1 | IOWA STATE* | | | | | | | | | | | | | | | |
| Feb. 7 | @TCU* | | | | | | | | | | | | | | | |
| Feb. 11 | CINCINNATI* | | | | | | | | | | | | | | | |
| Feb. 14 | @Houston* | | | | | | | | | | | | | | | |
| Feb. 17 | BAYLOR* | | | | | | | | | | | | | | | |
| Feb. 21 | @Texas Tech* | | | | | | | | | | | | | | | |
| Feb. 25 | @Colorado* | | | | | | | | | | | | | | | |
| Feb. 28 | TCU* | | | | | | | | | | | | | | | |
| Mar. 3 | WEST VIRGINIA* | | | | | | | | | | | | | | | |
| Mar. 7 | @Kansas* | | | | | | | | | | | | | | | |

BASHIR'S CAREER STATS

| YEAR | GP | GS | Min | Avg. | FGM | FGA | Pct. | 3FGM | 3FGA | Pct. | FTM | FTA | Pct. | Off | Def | Tot | Avg. | PF | Ast | TO | Blk | Stl | Pts | Avg. |
|----------------|-----------|-----------|-------------|-------------|------------|------------|-------------|------------|------------|-------------|------------|------------|-------------|-----------|------------|------------|------------|-----------|------------|------------|----------|-----------|-------------|-------------|
| *2023-24 (Fr.) | 33 | 0 | 443 | 13.4 | 76 | 200 | .380 | 51 | 131 | .389 | 6 | 8 | .750 | 4 | 27 | 31 | 0.9 | 28 | 11 | 28 | 0 | 7 | 209 | 6.3 |
| *2024-25 (So.) | 33 | 32 | 1097 | 33.2 | 222 | 589 | .377 | 127 | 332 | .383 | 92 | 106 | .868 | 8 | 79 | 87 | 2.6 | 44 | 73 | 91 | 2 | 18 | 663 | 20.1 |
| 2025-26 (Jr.) | 18 | 18 | 444 | 24.7 | 80 | 190 | .421 | 67 | 151 | .444 | 11 | 16 | .688 | 4 | 36 | 40 | 2.2 | 22 | 41 | 20 | 0 | 9 | 238 | 13.2 |
| Totals | 84 | 50 | 1984 | 23.6 | 378 | 979 | .386 | 245 | 614 | .399 | 109 | 130 | .838 | 16 | 142 | 158 | 1.9 | 94 | 125 | 139 | 2 | 34 | 1110 | 13.2 |

*Played at Monmouth

Wildcats

2

G | FR.-HS



EXAVIER WILSON

G | 6-1 | 170 | Fr.-HS | Columbia, Mo. | Father Tolton Catholic

X @ExavierWilson7 / zay_gollve

SUPERLATIVES

| | FR | SO | JR | SR | CAR |
|-----------------|----|----|----|----|-----|
| 10+ Points | — | — | — | — | — |
| 15+ Points | — | — | — | — | — |
| 20+ Points | — | — | — | — | — |
| 2+ 3FGM | — | — | — | — | — |
| 5+ Rebounds | — | — | — | — | — |
| 3+ Assists | — | — | — | — | — |
| Multiple Steals | — | — | — | — | — |
| 2+ Blocks | — | — | — | — | — |
| Double-Doubles | — | — | — | — | — |

PERSONAL HIGHS

| | |
|---------------------------------|---|
| ■ Points | — |
| Season | — |
| Career | — |
| Big 12 | — |
| ■ Field Goals Made | — |
| Season | — |
| Career | — |
| Big 12 | — |
| ■ Field Goals Attempted | — |
| Season | — |
| Career | — |
| Big 12 | — |
| ■ 3-Point Field Goals Made | — |
| Season | — |
| Career | — |
| Big 12 | — |
| ■ 3-Point Field Goals Attempted | — |
| Season | — |
| Career | — |
| Big 12 | — |
| ■ Free Throws Made | — |
| Season | — |
| Career | — |
| Big 12 | — |
| ■ Free Throws Attempted | — |
| Season | — |
| Career | — |
| Big 12 | — |
| ■ Rebounds | — |
| Season | — |
| Career | — |
| Big 12 | — |
| ■ Assists | — |
| Season | — |
| Career | — |
| Big 12 | — |
| ■ Blocked Shots | — |
| Season | — |
| Career | — |
| Big 12 | — |
| ■ Steals | — |
| Season | — |
| Career | — |
| Big 12 | — |
| ■ Minutes | — |
| Season | — |
| Career | — |
| Big 12 | — |

SEASON STATS

| PPG | RPG | APG | FG% | 3FG% | FT% |
|-----|-----|-----|-----|------|-----|
| — | — | — | — | — | — |

WILSON AT A GLANCE

► Has not played yet.

LAST GAME

| MIN | PTS | REBS | ASTS | BLKS | STLS |
|-----|-----|------|------|------|------|
| — | — | — | — | — | — |

TOP PERFORMANCES

► Has not played yet.

BACKGROUND

► Scored more than 1,700 career points in his prep career at Father Tolton Catholic behind only Brooklyn Net **Michael Porter Jr.**

2025-26 GAME-BY-GAME STATISTICS

| Date | Opponent | GS | MIN | FG | 3PT | FT | O | D | TR | PF | AST | TO | BLK | STL | PTS | +/- |
|---------|-----------------------|----|-----|----|-----|----|---|---|----|----|-----|----|-----|-----|-----|-----|
| Nov. 4 | UNC GREENSBORO | | DNP | | | | | | | | | | | | | |
| Nov. 8 | BELLARMINE | | DNP | | | | | | | | | | | | | |
| Nov. 13 | CALIFORNIA | | DNP | | | | | | | | | | | | | |
| Nov. 17 | TULSA | | DNP | | | | | | | | | | | | | |
| Nov. 20 | vs. Mississippi State | | DNP | | | | | | | | | | | | | |
| Nov. 21 | vs. Nebraska | | DNP | | | | | | | | | | | | | |
| Nov. 25 | @Indiana | | DNP | | | | | | | | | | | | | |
| Dec. 1 | BOWLING GREEN | | DNP | | | | | | | | | | | | | |
| Dec. 6 | SETON HALL | | DNP | | | | | | | | | | | | | |
| Dec. 8 | MISSISSIPPI VALLEY | | DNP | | | | | | | | | | | | | |
| Dec. 13 | @Creighton | | DNP | | | | | | | | | | | | | |
| Dec. 20 | SOUTH DAKOTA | | DNP | | | | | | | | | | | | | |
| Dec. 28 | ULM | | DNP | | | | | | | | | | | | | |
| Jan. 3 | BYU* | | DNP | | | | | | | | | | | | | |
| Jan. 7 | @Arizona* | | DNP | | | | | | | | | | | | | |
| Jan. 10 | @Arizona State* | | DNP | | | | | | | | | | | | | |
| Jan. 14 | UCF* | | DNP | | | | | | | | | | | | | |
| Jan. 17 | @Oklahoma State* | | DNP | | | | | | | | | | | | | |
| Jan. 20 | UTAH* | | DNP | | | | | | | | | | | | | |
| Jan. 24 | KANSAS* | | DNP | | | | | | | | | | | | | |
| Jan. 27 | @West Virginia* | | DNP | | | | | | | | | | | | | |
| Feb. 1 | IOWA STATE* | | DNP | | | | | | | | | | | | | |
| Feb. 7 | @TCU* | | DNP | | | | | | | | | | | | | |
| Feb. 11 | CINCINNATI* | | DNP | | | | | | | | | | | | | |
| Feb. 14 | @Houston* | | DNP | | | | | | | | | | | | | |
| Feb. 17 | BAYLOR* | | DNP | | | | | | | | | | | | | |
| Feb. 21 | @Texas Tech* | | DNP | | | | | | | | | | | | | |
| Feb. 25 | @Colorado* | | DNP | | | | | | | | | | | | | |
| Feb. 28 | TCU* | | DNP | | | | | | | | | | | | | |
| Mar. 3 | WEST VIRGINIA* | | DNP | | | | | | | | | | | | | |
| Mar. 7 | @Kansas* | | DNP | | | | | | | | | | | | | |

WILSON'S CAREER STATS

| YEAR | GP | GS | Min | Avg. | FGM | FGA | Pct. | 3FGM | 3FGA | Pct. | FTM | FTA | Pct. | Off | Def | Tot | Avg. | PF | Ast | TO | Blk | Stl | Pts | Avg. |
|---------------|----|----|-----|------|-----|-----|------|------|------|------|-----|-----|------|-----|-----|-----|------|----|-----|----|-----|-----|-----|------|
| 2025-26 (Fr.) | | | | | | | | | | | | | | | | | | | | | | | | |
| Totals | | | | | | | | | | | | | | | | | | | | | | | | |

3

G | SR-1L



C.J. JONES

G | 6-5 | 195 | Sr.-1L | East St. Louis, Ill. | East St. Louis | UIC

X @urcjay / urcjay

SUPERLATIVES

| | FR | SO | JR | SR | CAR |
|-----------------|----|----|----|----|-----|
| 10+ Points | 8 | 18 | 5 | 1 | 32 |
| 15+ Points | 2 | 9 | — | 1 | 12 |
| 20+ Points | — | 3 | — | — | 3 |
| 2+ 3FGM | 6 | 9 | 2 | 2 | 19 |
| 5+ Rebounds | 2 | 9 | 1 | 1 | 13 |
| 3+ Assists | 12 | 24 | 6 | 2 | 44 |
| Multiple Steals | 3 | 8 | 2 | 3 | 16 |
| 2+ Blocks | 3 | 3 | 1 | — | 7 |
| Double-Doubles | — | 2 | — | — | 2 |

PERSONAL HIGHS

- Points**
Season 15 at Indiana (11/25/25)
Career 25 vs. Bradley (1/13/24)
Big 12 12 at UCF (2/26/25)
- Field Goals Made**
Season 5 at Indiana (11/25/25)
Career 10, twice
Big 12 4, 5 times
- Field Goals Attempted**
Season 10, twice
Career 18 vs. Indiana State (2/15/23)
Big 12 11 vs. Arizona State (2/23/25)
- 3-Point Field Goals Made**
Season 3 at Indiana (11/25/25)
Career 3, twice
Big 12 2, twice
- 3-Point Field Goals Attempted**
Season 6 vs. West Virginia (3/3/26)
Career 7 vs. Bradley (1/13/24)
Big 12 6 vs. West Virginia (3/3/26)
- Free Throws Made**
Season 2, 4 times
Career 8 vs. Mississippi Valley State (11/19/24)
Big 12 4 vs. Cincinnati (12/30/24)
- Free Throws Attempted**
Season 2, 4 times
Career 9 vs. Mississippi Valley State (11/19/24)
Big 12 5 vs. Arizona (2/11/25)
- Rebounds**
Season 7 vs. UNC Greensboro (11/4/25)
Career 7 vs. UNC Greensboro (11/4/25)
Big 12 6 vs. West Virginia (1/25/25)
- Assists**
Season 5 at Oklahoma State (1/17/26)
Career 14 vs. Drake (2/28/24)
Big 12 5 at Oklahoma State (1/17/26)
- Blocked Shots**
Season 2 vs. TCU (2/28/26)
Career 2, 8 times
Big 12 2 vs. TCU (2/28/26)
- Steals**
Season 2, 4 times
Career 5 vs. Loyola Chicago (11/11/22)
Big 12 2, 3 times
- Minutes**
Season 37 vs. West Virginia (3/3/26)
Career 47 vs. Southern Illinois (3/7/24)
Big 12 37 vs. West Virginia (3/3/26)

JONES' CAREER STATS

| YEAR | GP | GS | Min | Avg. | FGM | FGA | Pct. | 3FGM | 3FGA | Pct. | FTM | FTA | Pct. | Off | Def | Tot | Avg. | PF | Ast | TO | Blk | Stl | Pts | Avg. |
|----------------|-----|----|------|------|-----|-----|------|------|------|------|-----|-----|------|-----|-----|-----|------|-----|-----|-----|-----|-----|-----|------|
| *2022-23 (Fr.) | 29 | 19 | 770 | 26.6 | 66 | 195 | .338 | 23 | 68 | .338 | 25 | 37 | .676 | 8 | 47 | 55 | 1.9 | 70 | 62 | 46 | 16 | 23 | 180 | 6.2 |
| *2023-24 (So.) | 33 | 31 | 1099 | 33.3 | 150 | 353 | .425 | 31 | 82 | .378 | 45 | 73 | .616 | 18 | 97 | 115 | 3.5 | 82 | 159 | 93 | 14 | 31 | 376 | 11.4 |
| 2024-25 (Jr.) | 33 | 9 | 622 | 18.9 | 70 | 172 | .407 | 17 | 55 | .309 | 31 | 46 | .674 | 8 | 48 | 56 | 1.7 | 66 | 48 | 32 | 5 | 18 | 188 | 5.7 |
| 2025-26 (Sr.) | 30 | 1 | 514 | 17.1 | 37 | 125 | .296 | 14 | 66 | .212 | 15 | 18 | .833 | 11 | 43 | 54 | 1.8 | 37 | 37 | 23 | 4 | 18 | 103 | 3.4 |
| K-State career | 63 | 10 | 1136 | 18.0 | 107 | 297 | .360 | 31 | 121 | .256 | 46 | 64 | .719 | 19 | 91 | 110 | 1.7 | 103 | 85 | 55 | 9 | 36 | 291 | 4.6 |
| Totals | 125 | 60 | 3006 | 24.0 | 323 | 845 | .382 | 85 | 271 | .314 | 116 | 174 | .667 | 45 | 235 | 280 | 2.2 | 255 | 306 | 194 | 39 | 90 | 847 | 6.8 |

SEASON STATS

| PPG | RPG | APG | FG% | 3FG% | FT% |
|-----|-----|-----|------|------|------|
| 3.4 | 1.8 | 1.2 | 29.6 | 21.2 | 83.3 |

JONES AT A GLANCE

- Averaging 17.1 minutes in 30 games played with 1 start... Has played in 125 games in his college career (63 at K-State), including 60 starts.
- Earned his first start of the season in place of the injured P.J. Haggerty vs. West Virginia (3/3/26), posting 8 points, 2 assists and 2 rebounds in 37 minutes.
- Has scored in 23 of 30 games played, including 14 times in Big 12 play.
- Had his best all-around game in Big 12 play at Oklahoma State (1/17/26) with 8 points, a season-high 5 assists and 3 assists in 20 minutes.
- Solid all-around vs. South Dakota (12/20/25) with 7 points, 2 rebounds, 2 assists and a block in 22 minutes off the bench.
- Posted a season-high 15 points at Indiana (11/25/25), going 5-of-10 from the field, including 3-of-4 from 3-point range, and 2-of-2 free throws in 23 minutes.
- Grabbed a career-high 7 rebounds vs. UNC Greensboro (11/4/25).
- Has 32 career double-digit scoring games, including 3 20-point efforts... Had 14 double-digit scoring games (two 20-point games) in his last 17 games at UIC.
- Had 2 career points/assists double-doubles at UIC, posting 17 points and 10 assists vs. Evansville (2/21/24) and 16 points and a career-high 14 assists vs. Drake (2/28/24)... His 14 assists were the most by a MVC player in 2023-24.

LAST GAME (at 14/15 Kansas (3/7/26))

| MIN | PTS | REBS | ASTS | BLKS | STLS |
|-----|-----|------|------|------|------|
| 15 | 3 | 0 | 0 | 0 | 1 |

TOP PERFORMANCES

- Scored a career-high 25 points vs. Bradley (1/13/24) while at UIC, connecting on 10-of-16 field goals in 34 minutes.
- Posted a K-State career-high 15 points at Indiana (11/25/25), hitting on 5-of-10 field goals, including 3-of-4 from 3-point range, and 2-of-2 free throws.
- Registered first double-digit scoring game at K-State vs. Mississippi Valley State (11/19/24) with 12 points on 2-of-5 field goals and 8-of-9 free throws.
- Matched his season-high with 12 points at UCF (2/26/25) on 4-of-6 field goals, including 2-of-3 from 3-point range, and 2-of-3 free throws in 21 minutes.
- Tied his career-high with 6 rebounds vs. No. 23/23 West Virginia (11/25/25) to go with his first double-digit scoring game in Big 12 play (10 points).
- Was pivotal in the win over No. 16/17 Cincinnati (12/30/24), scoring 9 points on 2-of-3 field goals and 4-of-4 free throws in 18 minutes.

BACKGROUND

- Transferred to K-State in April 2024 after 2 seasons at UIC (2022-24).
- Briefly entered the transfer portal this past spring before returning for his senior season in July.

2025-26 GAME-BY-GAME STATISTICS

| Date | Opponent | GS | MIN | FG | 3PT | FT | O | D | TR | PF | AST | TO | BLK | STL | PTS | +/- |
|---------|-----------------------|----|------|------|-----|-----|---|---|----|----|-----|----|-----|-----|-----|-----|
| Nov. 4 | UNC GREENSBORO | | 24 | 0-3 | 0-0 | 0-1 | 1 | 6 | 7 | 0 | 2 | 2 | 0 | 2 | 0 | 18 |
| Nov. 8 | BELLARMINE | | 20 | 2-5 | 0-2 | 1-1 | 0 | 2 | 2 | 2 | 1 | 2 | 0 | 0 | 5 | 17 |
| Nov. 13 | CALIFORNIA | | 10 | 1-2 | 0-0 | 0-0 | 0 | 1 | 1 | 0 | 1 | 0 | 0 | 1 | 2 | -12 |
| Nov. 17 | TULSA | | 14 | 1-4 | 0-3 | 0-0 | 0 | 1 | 1 | 0 | 2 | 1 | 0 | 0 | 2 | -2 |
| Nov. 20 | vs. Mississippi State | | 9 | 0-0 | 0-0 | 0-0 | 0 | 2 | 2 | 1 | 2 | 1 | 0 | 0 | 0 | 8 |
| Nov. 21 | vs. Nebraska | | 18 | 0-2 | 0-1 | 0-0 | 0 | 2 | 2 | 3 | 1 | 0 | 0 | 1 | 0 | 4 |
| Nov. 25 | @Indiana | | 23 | 5-10 | 3-4 | 2-2 | 1 | 1 | 2 | 2 | 1 | 1 | 0 | 0 | 15 | 8 |
| Dec. 1 | BOWLING GREEN | | 20 | 1-3 | 0-1 | 2-2 | 1 | 0 | 1 | 2 | 1 | 0 | 0 | 0 | 4 | -11 |
| Dec. 6 | SETON HALL | | 16 | 1-3 | 1-3 | 3-4 | 1 | 4 | 5 | 0 | 2 | 1 | 0 | 0 | 6 | 3 |
| Dec. 8 | MISSISSIPPI VALLEY | | 18 | 2-4 | 1-1 | 0-0 | 0 | 2 | 2 | 0 | 0 | 0 | 0 | 0 | 5 | 17 |
| Dec. 13 | @Creighton | | 7 | 0-1 | 0-1 | 0-0 | 0 | 2 | 2 | 1 | 0 | 0 | 0 | 0 | 0 | -1 |
| Dec. 20 | SOUTH DAKOTA | | 22 | 3-6 | 1-2 | 0-0 | 0 | 2 | 2 | 1 | 2 | 0 | 0 | 2 | 7 | 10 |
| Dec. 28 | ULM | | 12 | 0-3 | 0-3 | 2-2 | 0 | 0 | 0 | 2 | 0 | 1 | 0 | 1 | 2 | 7 |
| Jan. 3 | BYU* | | 5 | 1-3 | 0-1 | 0-0 | 0 | 0 | 0 | 1 | 0 | 0 | 0 | 1 | 2 | -4 |
| Jan. 7 | @Arizona* | | 7 | 0-3 | 0-2 | 0-0 | 0 | 0 | 0 | 1 | 1 | 0 | 0 | 0 | 0 | 0 |
| Jan. 10 | @Arizona State* | | DNP | | | | | | | | | | | | | |
| Jan. 14 | UCF* | | 16 | 0-3 | 0-2 | 0-0 | 1 | 1 | 2 | 3 | 3 | 0 | 0 | 0 | 0 | -5 |
| Jan. 17 | @Oklahoma State* | | 20 | 3-6 | 1-4 | 1-1 | 1 | 2 | 3 | 2 | 5 | 0 | 0 | 0 | 8 | -1 |
| Jan. 20 | UTAH* | | 31 | 1-4 | 0-1 | 0-0 | 1 | 2 | 3 | 2 | 2 | 0 | 0 | 0 | 2 | 7 |
| Jan. 24 | KANSAS* | | 13 | 0-4 | 0-3 | 0-0 | 0 | 0 | 0 | 0 | 2 | 1 | 0 | 0 | 0 | -14 |
| Jan. 27 | @West Virginia* | | 15 | 1-5 | 1-4 | 0-0 | 0 | 1 | 1 | 0 | 1 | 2 | 0 | 2 | 3 | -4 |
| Feb. 1 | IOWA STATE* | | 17 | 1-5 | 1-3 | 2-2 | 0 | 2 | 2 | 1 | 0 | 1 | 1 | 1 | 5 | -15 |
| Feb. 7 | @TCU* | | 14 | 1-3 | 0-1 | 0-0 | 1 | 0 | 1 | 1 | 1 | 3 | 0 | 0 | 2 | -7 |
| Feb. 11 | CINCINNATI* | | 16 | 2-6 | 1-3 | 0-0 | 0 | 2 | 2 | 0 | 0 | 1 | 0 | 0 | 5 | -10 |
| Feb. 14 | @Houston* | | 23 | 2-7 | 1-4 | 0-0 | 1 | 0 | 1 | 1 | 1 | 1 | 0 | 1 | 5 | -8 |
| Feb. 17 | BAYLOR* | | 10 | 1-2 | 0-0 | 1-1 | 0 | 1 | 1 | 0 | 1 | 0 | 0 | 1 | 3 | -9 |
| Feb. 21 | @Texas Tech* | | 23 | 2-6 | 0-3 | 0-0 | 1 | 0 | 1 | 2 | 1 | 0 | 0 | 0 | 4 | -28 |
| Feb. 25 | @Colorado* | | 18 | 1-4 | 0-2 | 0-0 | 0 | 4 | 4 | 3 | 2 | 1 | 0 | 2 | 2 | -17 |
| Feb. 28 | TCU* | | 20 | 1-4 | 0-3 | 1-2 | 0 | 2 | 2 | 0 | 0 | 0 | 2 | 1 | 3 | 6 |
| Mar. 3 | WEST VIRGINIA* | | * 37 | 3-10 | 2-6 | 0-0 | 1 | 1 | 2 | 1 | 2 | 4 | 0 | 0 | 8 | -3 |
| Mar. 7 | @Kansas* | | 15 | 1-4 | 1-3 | 0-0 | 0 | 0 | 0 | 5 | 0 | 0 | 0 | 1 | 0 | -10 |

4

G | JR-TR



P.J. HAGGERTY

G | 6-4 | 195 | Jr.-TR | Crosby, Texas | Crosby | TCU | Tulsa | Memphis

X @HaggertyPJ / Instagram pj_haggerty_4



USA Basketball Oscar Robertson National Player of the Week (11/25/25)
AP National Player of the Week (11/25/25) | Big 12 Player of the Week

SUPERLATIVES

| | RFR | SO | JR | SR | CAR |
|-----------------|-----|----|----|----|-----|
| 10+ Points | 30 | 34 | 30 | — | 94 |
| 15+ Points | 26 | 32 | 28 | — | 86 |
| 20+ Points | 20 | 23 | 22 | — | 65 |
| 30+ Points | 2 | 1 | 5 | — | 9 |
| 40+ Points | — | 1 | — | — | 1 |
| 5+ Rebounds | 21 | 25 | 18 | — | 64 |
| 3+ Assists | 25 | 26 | 22 | — | 73 |
| Multiple Steals | 17 | 16 | 9 | — | 42 |
| Double-Doubles | 2 | — | 3 | — | 5 |

PERSONAL HIGHS

| | |
|--------------------------------------|--|
| Points | |
| Season | 37 vs. Mississippi State (11/20/25) |
| Career | 42 vs Wichita State (3/14/25) |
| Big 12 | 34, twice |
| Field Goals Made | |
| Season | 15, twice |
| Career | 16 vs. Wichita State (3/14/25) |
| Big 12 | 15, twice |
| Field Goals Attempted | |
| Season | 29 vs Utah (1/20/26) |
| Career | 29 vs Utah (1/20/26) |
| Big 12 | 29 vs Utah (1/20/26) |
| 3-Point Field Goals Made | |
| Season | 5 vs. Mississippi Valley (12/8/25) |
| Career | 5 vs. Mississippi Valley (12/8/25) |
| Big 12 | 4 at Oklahoma State (1/17/26) |
| 3-Point Field Goals Attempted | |
| Season | 7, 4 times |
| Career | 8 vs. Colorado State (3/21/25) |
| Big 12 | 7, 3 times |
| Free Throws Made | |
| Season | 11, twice |
| Career | 19 vs. South Carolina State (11/20/23) |
| Big 12 | 10 vs. Kansas (1/24/26) |
| Free Throws Attempted | |
| Season | 12, 5 times |
| Career | 22 vs. South Carolina State (11/20/23) |
| Big 12 | 12, 3 times |
| Rebounds | |
| Season | 10, twice |
| Career | 10, 4 times |
| Big 12 | 10 at Colorado (2/25/26) |
| Assists | |
| Season | 11 vs. Bellarmine (11/8/25) |
| Career | 11 vs. Bellarmine (11/8/25) |
| Big 12 | 7 at Arizona (1/7/26) |
| Blocked Shots | |
| Season | 1 vs. UNC Greensboro (11/4/25) |
| Career | 1, 5 times |
| Big 12 | — |
| Steals | |
| Season | 4 vs. BYU (1/3/26) |
| Career | 7 vs. Louisiana Tech (12/4/24) |
| Big 12 | 4 vs. BYU (1/3/26) |
| Minutes | |
| Season | 40, twice |
| Career | 44 at Clemson (12/14/24) |
| Big 12 | 40, twice |

SEASON STATS

| PPG | RPG | APG | FG% | 3FG% | FT% |
|------|-----|-----|------|------|------|
| 23.3 | 5.3 | 3.9 | 49.3 | 34.5 | 69.4 |

HAGGERTY AT A GLANCE

- ▶ Averaging a team-best 35.1 minutes in starting 30 games... Missed the West Virginia (3/3/26) game due to injury but returned to play 34 minutes at No. 14/15 Kansas (3/7/26)... Has now played in 102 career games, including 96 starts.
- ▶ The nation's No. 4 scorer at 23.3 points per game, including the 5th-most points (698)... Also 2nd in field goals (263) and 3rd in field goals attempted (534)... Current DI career leader in free throws made (602) and attempted (785).
- ▶ First Wildcat to open a season with 6 consecutive games of 20 or more points, while his 698 points are the second-most by any player in 30 games... Has double figures in all 30 games played with 20 or more points in 22 games.
- ▶ Has led in scoring in 27 of 30 games, including 17 in Big 12 play... Posted his 5th 30-point game vs. Baylor (2/17/26) as his 34 points tied for the 10th-most by a Wildcat in a Big 12 game... Also had 34 points vs. Utah (1/20/26)... His 5 30-point games are the most since Michael Beasley in 2007-08.
- ▶ Had first 30-point game since 2023 with 31 vs. Tulsa (11/17/25)... Followed with 37 points vs. Mississippi State (11/20/25), which are the most since 2018.
- ▶ Eclipsed 2,000 career points after scoring 23 at No. 3/3 Houston (2/14/25)... The 5th active Division I player to top 2,000 career points this season.
- ▶ Has scored in double figures in 94 of 102 career games with 65 games of 20 or more points, including 9 30-point games and one 40-point game in his career.

LAST GAME

(at 14/15 Kansas (3/7/26))

| MIN | PTS | REBS | ASTS | BLKS | STLS |
|-----|-----|------|------|------|------|
| 34 | 21 | 5 | 2 | 0 | 3 |

TOP PERFORMANCES

- ▶ Scored a season-high 37 points in the win over Mississippi State (11/20/25) on 13-of-21 field goals and 7-of-8 free throws to go with 8 assists and 7 rebounds... It was his highest point total since a career-high 42 vs. Wichita State (3/14/25).
- ▶ Posted the first 30-point, 10-rebound double-double since 2008 with his 31-point, 10-rebound performance vs. Tulsa (11/17/25)... Had a 5th double-double at Colorado (2/25/26) with 25 points and 10 rebounds in 39 minutes.
- ▶ Collected his first career points/assists double-double vs. Bellarmine (11/8/25) with a game-high 23 points and a career-best 11 assists... It marked just the ninth such game in school history and the first since Markquis Nowell in 2023.
- ▶ Scored 34 points in the win vs. Utah (1/20/26) on 15-of-29 field goals with 8 rebounds, 4 assists and 2 steals in more than 39 minutes.
- ▶ Posted 5th 30-point game of the season with 34 vs. Baylor (2/17/26), hitting on 15-of-23 attempts and 3-of-4 free throws while playing nearly 38 minutes.

BACKGROUND

- ▶ Transferred to K-State in June 2025 after 1 season at Memphis (2024-25)... Has also spent time at TCU (2022-23) and Tulsa (2023-24).
- ▶ His uncle, Eil Roberson, is a famed Wildcat signal-caller who is a member of the Class of 2022 Ring of Honor after his standout career from 2000-03.

2025-26 GAME-BY-GAME STATISTICS

| Date | Opponent | GS | MIN | FG | 3PT | FT | O | D | TR | PF | AST | TO | BLK | STL | PTS | +/- |
|---------|-----------------------|----|-----|-------|-----|-------|---|---|----|----|-----|----|-----|-----|-----|-----|
| Nov. 4 | UNC GREENSBORO | * | 32 | 10-20 | 1-4 | 6-7 | 0 | 2 | 2 | 2 | 3 | 3 | 1 | 1 | 27 | 35 |
| Nov. 8 | BELLARMINE | * | 35 | 5-9 | 2-3 | 11-12 | 1 | 3 | 4 | 0 | 11 | 3 | 0 | 0 | 23 | 20 |
| Nov. 13 | CALIFORNIA | * | 34 | 7-12 | 1-1 | 8-12 | 0 | 3 | 3 | 4 | 6 | 7 | 0 | 1 | 23 | 4 |
| Nov. 17 | TULSA | * | 32 | 10-17 | 0-2 | 11-12 | 3 | 7 | 10 | 4 | 3 | 5 | 0 | 2 | 31 | 6 |
| Nov. 20 | vs. Mississippi State | * | 34 | 13-21 | 4-7 | 7-8 | 3 | 4 | 7 | 3 | 8 | 1 | 0 | 2 | 37 | 22 |
| Nov. 21 | vs. Nebraska | * | 37 | 11-21 | 1-5 | 4-5 | 1 | 5 | 6 | 3 | 7 | 4 | 0 | 0 | 27 | 7 |
| Nov. 25 | @Indiana | * | 36 | 7-18 | 0-2 | 2-3 | 0 | 3 | 3 | 4 | 2 | 6 | 0 | 0 | 16 | -26 |
| Dec. 1 | BOWLING GREEN | * | 32 | 6-19 | 1-4 | 4-9 | 2 | 2 | 4 | 1 | 2 | 3 | 0 | 1 | 17 | -21 |
| Dec. 6 | SETON HALL | * | 32 | 3-12 | 0-2 | 5-12 | 1 | 3 | 4 | 4 | 6 | 6 | 0 | 3 | 11 | -18 |
| Dec. 8 | MISSISSIPPI VALLEY | * | 25 | 11-14 | 5-6 | 1-1 | 0 | 4 | 4 | 1 | 3 | 2 | 0 | 1 | 28 | 43 |
| Dec. 13 | @Creighton | * | 34 | 4-12 | 0-2 | 2-3 | 1 | 4 | 5 | 2 | 1 | 2 | 0 | 0 | 10 | 5 |
| Dec. 20 | SOUTH DAKOTA | * | 27 | 10-12 | 1-2 | 3-4 | 1 | 5 | 6 | 0 | 3 | 4 | 0 | 0 | 24 | 15 |
| Dec. 28 | ULM | * | 29 | 7-16 | 0-3 | 10-11 | 2 | 6 | 8 | 3 | 3 | 4 | 0 | 1 | 24 | 7 |
| Jan. 3 | BYU* | * | 36 | 8-16 | 0-2 | 8-10 | 4 | 3 | 7 | 4 | 6 | 3 | 0 | 4 | 24 | -6 |
| Jan. 7 | @Arizona* | * | 32 | 8-20 | 2-6 | 1-1 | 0 | 2 | 2 | 3 | 7 | 4 | 0 | 0 | 19 | -21 |
| Jan. 10 | @Arizona State* | * | 38 | 7-19 | 3-7 | 8-12 | 1 | 2 | 3 | 4 | 3 | 6 | 0 | 1 | 25 | -1 |
| Jan. 14 | UCF* | * | 36 | 9-18 | 0-2 | 5-8 | 1 | 4 | 5 | 2 | 5 | 2 | 0 | 1 | 23 | -4 |
| Jan. 17 | @Oklahoma State* | * | 40 | 8-17 | 4-7 | 1-4 | 2 | 6 | 8 | 1 | 3 | 5 | 0 | 1 | 21 | -1 |
| Jan. 20 | UTAH* | * | 39 | 15-29 | 1-4 | 3-6 | 1 | 7 | 8 | 3 | 4 | 3 | 0 | 2 | 34 | 6 |
| Jan. 24 | KANSAS* | * | 39 | 6-17 | 1-2 | 10-12 | 1 | 4 | 5 | 1 | 4 | 1 | 0 | 0 | 23 | -22 |
| Jan. 27 | @West Virginia* | * | 39 | 6-19 | 2-6 | 2-2 | 0 | 5 | 5 | 3 | 3 | 2 | 0 | 1 | 16 | -5 |
| Feb. 1 | IOWA STATE* | * | 34 | 11-21 | 1-4 | 0-2 | 2 | 7 | 9 | 3 | 3 | 3 | 0 | 1 | 23 | -34 |
| Feb. 7 | @TCU* | * | 39 | 14-24 | 2-5 | 0-1 | 0 | 1 | 1 | 2 | 1 | 4 | 0 | 1 | 30 | 3 |
| Feb. 11 | CINCINNATI* | * | 38 | 11-18 | 1-2 | 1-2 | 1 | 2 | 3 | 2 | 2 | 0 | 0 | 2 | 24 | -32 |
| Feb. 14 | @Houston* | * | 40 | 7-20 | 2-7 | 7-12 | 4 | 1 | 5 | 4 | 2 | 4 | 0 | 3 | 23 | -14 |
| Feb. 17 | BAYLOR* | * | 38 | 15-23 | 1-2 | 3-4 | 0 | 5 | 5 | 2 | 3 | 2 | 0 | 2 | 34 | 21 |
| Feb. 21 | @Texas Tech* | * | 36 | 7-17 | 1-3 | 2-6 | 1 | 3 | 4 | 4 | 2 | 1 | 0 | 1 | 17 | -18 |
| Feb. 25 | @Colorado* | * | 39 | 10-21 | 1-3 | 4-6 | 2 | 8 | 10 | 3 | 4 | 1 | 0 | 0 | 25 | -9 |
| Feb. 28 | TCU* | * | 39 | 9-14 | 0-2 | 0-0 | 0 | 7 | 7 | 2 | 5 | 5 | 0 | 0 | 18 | -6 |
| Mar. 3 | WEST VIRGINIA* | | DNP | | | | | | | | | | | | | |
| Mar. 7 | @Kansas* | * | 34 | 8-18 | 0-3 | 5-6 | 1 | 4 | 5 | 4 | 2 | 3 | 0 | 3 | 21 | -25 |


HAGGERTY'S CAREER STATS

| YEAR | GP | GS | Min | Avg. | FGM | FGA | Pct. | 3FGM | 3FGA | Pct. | FTM | FTA | Pct. | Off | Def | Tot | Avg. | PF | Ast | TO | Blk | Stl | Pts | Avg. |
|------------------|------------|-----------|-------------|-------------|------------|-------------|-------------|-----------|------------|-------------|------------|------------|-------------|------------|------------|------------|------------|------------|------------|------------|----------|------------|-------------|-------------|
| *2022-23 (Fr.) | 6 | 0 | 54 | 9.0 | 5 | 9 | .556 | 0 | 1 | .000 | 7 | 9 | .778 | 1 | 8 | 9 | 1.5 | 3 | 5 | 4 | 0 | 2 | 17 | 2.8 |
| **2023-24 (Rfr.) | 31 | 31 | 1045 | 33.7 | 199 | 404 | .493 | 22 | 76 | .289 | 237 | 309 | .767 | 32 | 137 | 169 | 5.5 | 53 | 119 | 80 | 1 | 60 | 657 | 21.2 |
| ***2024-25 (So.) | 35 | 35 | 1282 | 36.6 | 248 | 521 | .476 | 39 | 107 | .364 | 224 | 274 | .818 | 40 | 162 | 202 | 5.8 | 80 | 131 | 116 | 3 | 64 | 759 | 21.7 |
| 2025-26 (Jr.) | 30 | 30 | 1053 | 35.1 | 263 | 534 | .493 | 38 | 110 | .345 | 134 | 193 | .694 | 36 | 122 | 158 | 5.3 | 78 | 117 | 99 | 1 | 35 | 698 | 23.3 |
| Totals | 102 | 96 | 3434 | 33.7 | 715 | 1468 | .487 | 99 | 294 | .337 | 602 | 785 | .767 | 109 | 429 | 538 | 5.3 | 214 | 372 | 299 | 5 | 161 | 2131 | 20.9 |

*at TCU | **at Tulsa | ***at Memphis

Wildcats

6
W | SR-TR



MARCUS JOHNSON

W | 6-7 | 265 | Sr.-TR | Akron, Ohio | Parkland | Wheeling | Bowling Green

@thebiggestmarc / marcus.6



2023-24 NABC All-District Second Team (Wheeling)
2023-24 D2CCA All-Region Second Team | All-MEC First Team

SUPERLATIVES

| | FR | SO | JR | SR | CAR |
|-----------------|----|----|----|----|-----|
| 10+ Points | — | — | 26 | 1 | 87 |
| 15+ Points | — | — | 19 | 1 | 72 |
| 20+ Points | — | — | 13 | — | 42 |
| 30+ Points | — | — | — | — | 4 |
| 5+ Rebounds | — | — | 17 | — | 73 |
| 10+ Rebounds | — | — | 1 | — | 15 |
| 3+ Assists | — | — | 11 | 1 | 40 |
| Multiple Steals | — | — | 6 | — | 6 |
| Double-Doubles | — | — | 1 | — | 15 |

PERSONAL HIGHS

- Points**
 Season 15 at TCU (2/7/26)
 Career 34 vs. West Virginia State (2/3/24)
 Big 12 15 at TCU (2/7/26)
- Field Goals Made**
 Season 5 at TCU (2/7/26)
 Career 13 at Alderson Broaddus (2/22/23)
 Big 12 5 at TCU (2/7/26)
- Field Goals Attempted**
 Season 9 vs. Cincinnati (2/11/26)
 Career 27 vs. Concord (1/20/24)
 Big 12 9 vs. Cincinnati (2/11/26)
- 3-Point Field Goals Made**
 Season 5 at TCU (2/7/26)
 Career 6 vs. West Virginia State (2/3/24)
 Big 12 5 at TCU (2/7/26)
- 3-Point Field Goals Attempted**
 Season 7 vs. Cincinnati (2/11/26)
 Career 13 vs. Kent State (2/18/25)
 Big 12 7 vs. Cincinnati (2/11/26)
- Free Throws Made**
 Season 2 at Arizona (1/7/26)
 Career 11 vs. Salem (11/21/23)
 Big 12 2 at Arizona (1/7/26)
- Free Throws Attempted**
 Season 2 at Arizona (1/7/26)
 Career 12 vs. Salem (11/21/23)
 Big 12 2 at Arizona (1/7/26)
- Rebounds**
 Season 3, twice
 Career 15 vs. Fairmont State (1/10/24)
 Big 12 3, twice
- Assists**
 Season 3 at TCU (2/7/26)
 Career 9 at West Virginia Wesleyan (12/2/23)
 Big 12 3 at TCU (2/7/26)
- Blocked Shots**
 Season —
 Career 3 vs. Salem (11/21/23)
 Big 12 —
- Steals**
 Season —
 Career 4, 6 times
 Big 12 —
- Minutes**
 Season 19 vs. Cincinnati (2/11/26)
 Career 44 vs. Notre Dame (Ohio) (3/6/24)
 Big 12 19 vs. Cincinnati (2/11/26)

SEASON STATS

| PPG | RPG | APG | FG% | 3FG% | FT% |
|-----|-----|-----|------|------|------|
| 2.0 | 1.2 | 0.5 | 26.7 | 29.6 | 66.7 |

JOHNSON AT A GLANCE

- ▶ Has played in 13 games, averaging 6.3 minutes per game... Saw first action vs. Bowling Green (12/1/25)... Saw first Big 12 action at No. 1/2 Arizona (1/7/26) and has played in 7 other Big 12 games.
- ▶ Posted 6 points vs. Cincinnati (2/11/26) in a season-high 19 minutes.
- ▶ Had his best performance of the season at TCU (2/7/26), as he posted his first double-digit scoring game with 15 points on 5-of-6 field goals (all from 3-point range) to go with 3 rebounds and 3 assists in 19 minutes.
- ▶ Scored his first points as a Wildcat with a 3-pointer vs. Mississippi Valley (12/8/25) to go with 2 rebounds in a season-high 7 minutes.
- ▶ Has scored nearly 1,900 points (1,891) in his college career, which includes more than 1,600 points (1,653) at the Division I or II ranks... Has 3 consecutive seasons of 500 or more points, including 582 in 2023-24 at Wheeling.
- ▶ Has scored in double figures in 86 of 117 career games, including 42 20-point games and four 30-point games.
- ▶ Has 15 career double-doubles, including 9 at Wheeling in 2023-24.

LAST GAME (at Colorado (2/25/26))

| MIN | PTS | REBS | ASTS | BLKS | STLS |
|-----|-----|------|------|------|------|
| 4 | 0 | 1 | 0 | 0 | 0 |

TOP PERFORMANCES

- ▶ Scored a career-high 34 points vs. West Virginia State (2/3/24) while playing at Division II Wheeling.
- ▶ Had a Division I high of 28 points vs. Toledo (1/24/25).
- ▶ Posted a season-high 15 points at TCU (2/7/26), as he went 5-of-6 from the field (all from 3-point range) with 3 rebounds and 3 assists in 19 minutes.

BACKGROUND

- ▶ Transferred to K-State in May 2025 after 1 season at Bowling Green (2024-25)... Started at the junior college level at Parkland College in Champaign, Ill., in 2021-22 then moving to Division II Wheeling College for 2 seasons (2022-24).
- ▶ Part of back-to-back state titles at famed St. Vincent-St. Mary's in Akron.

2025-26 GAME-BY-GAME STATISTICS

| Date | Opponent | GS | MIN | FG | 3PT | FT | O | D | TR | PF | AST | TO | BLK | STL | PTS | +/- |
|---------|-----------------------|----|-----|-----|-----|----|---|---|----|----|-----|----|-----|-----|-----|-----|
| Nov. 4 | UNC GREENSBORO | | DNP | | | | | | | | | | | | | |
| Nov. 8 | BELLARMINE | | DNP | | | | | | | | | | | | | |
| Nov. 13 | CALIFORNIA | | DNP | | | | | | | | | | | | | |
| Nov. 17 | TULSA | | DNP | | | | | | | | | | | | | |
| Nov. 20 | vs. Mississippi State | | DNP | | | | | | | | | | | | | |
| Nov. 21 | vs. Nebraska | | DNP | | | | | | | | | | | | | |
| Nov. 25 | @Indiana | | DNP | | | | | | | | | | | | | |
| Dec. 1 | BOWLING GREEN | 2 | 0-0 | 0-0 | 0-0 | 0 | 1 | 1 | 1 | 0 | 0 | 0 | 0 | 0 | 0 | -3 |
| Dec. 6 | SETON HALL | 5 | 0-0 | 0-0 | 0-0 | 0 | 1 | 1 | 0 | 0 | 0 | 0 | 0 | 0 | 0 | -2 |
| Dec. 8 | MISSISSIPPI VALLEY | 7 | 1-3 | 1-3 | 0-0 | 0 | 2 | 2 | 2 | 0 | 1 | 0 | 0 | 0 | 3 | 2 |
| Dec. 13 | @Creighton | | DNP | | | | | | | | | | | | | |
| Dec. 20 | SOUTH DAKOTA | 3 | 0-1 | 0-1 | 0-0 | 0 | 1 | 1 | 0 | 0 | 1 | 0 | 0 | 0 | 0 | 0 |
| Dec. 28 | ULM | | DNP | | | | | | | | | | | | | |
| Jan. 3 | BYU* | | DNP | | | | | | | | | | | | | |
| Jan. 7 | @Arizona* | 7 | 0-4 | 0-4 | 2-2 | 1 | 2 | 3 | 1 | 0 | 0 | 0 | 0 | 0 | 0 | -3 |
| Jan. 10 | @Arizona State* | | DNP | | | | | | | | | | | | | |
| Jan. 14 | UCF* | | DNP | | | | | | | | | | | | | |
| Jan. 17 | @Oklahoma State* | 3 | 0-0 | 0-0 | 0-0 | 0 | 0 | 0 | 1 | 0 | 1 | 0 | 0 | 0 | 0 | -6 |
| Jan. 20 | UTAH* | | DNP | | | | | | | | | | | | | |
| Jan. 24 | KANSAS* | 3 | 0-2 | 0-2 | 0-0 | 0 | 0 | 0 | 0 | 0 | 0 | 0 | 0 | 0 | 0 | -10 |
| Jan. 27 | @West Virginia* | | DNP | | | | | | | | | | | | | |
| Feb. 1 | IOWA STATE* | 8 | 0-3 | 0-2 | 0-0 | 1 | 0 | 1 | 1 | 1 | 1 | 0 | 0 | 0 | 0 | -6 |
| Feb. 7 | @TCU* | 19 | 5-6 | 5-6 | 0-0 | 0 | 3 | 3 | 4 | 3 | 1 | 0 | 0 | 0 | 15 | 8 |
| Feb. 11 | CINCINNATI* | 19 | 2-9 | 2-7 | 0-0 | 0 | 1 | 1 | 1 | 1 | 2 | 0 | 0 | 0 | 6 | -11 |
| Feb. 14 | @Houston* | 1+ | 0-1 | 0-1 | 0-0 | 0 | 0 | 0 | 0 | 0 | 2 | 0 | 0 | 0 | 0 | -2 |
| Feb. 17 | BAYLOR* | | DNP | | | | | | | | | | | | | |
| Feb. 21 | @Texas Tech* | 2 | 0-1 | 0-1 | 0-1 | 1 | 0 | 1 | 0 | 1 | 0 | 0 | 0 | 0 | 0 | -6 |
| Feb. 25 | @Colorado* | 4 | 0-0 | 0-0 | 0-0 | 0 | 1 | 1 | 0 | 0 | 0 | 0 | 0 | 0 | 0 | 1 |
| Feb. 28 | TCU* | | DNP | | | | | | | | | | | | | |
| Mar. 3 | WEST VIRGINIA* | | DNP | | | | | | | | | | | | | |
| Mar. 7 | @Kansas* | | DNP | | | | | | | | | | | | | |

JOHNSON'S CAREER STATS

| YEAR | GP | GS | Min | Avg. | FGM | FGA | Pct. | 3FGM | 3FGA | Pct. | FTM | FTA | Pct. | Off | Def | Tot | Avg. | PF | Ast | TO | Blk | Stl | Pts | Avg. |
|------------------|------------|-----------|-------------|-------------|------------|-------------|-------------|------------|------------|-------------|------------|------------|-------------|------------|------------|------------|------------|------------|------------|------------|-----------|------------|-------------|-------------|
| *2021-22 (Fr.) | 29 | 4 | 400 | 13.8 | 94 | 186 | .505 | 14 | 37 | .378 | 36 | 47 | .766 | 36 | 91 | 127 | 4.4 | 53 | 34 | 46 | 8 | 19 | 238 | 8.2 |
| **2022-23 (So.) | 29 | 29 | 869 | 30.0 | 200 | 412 | .485 | 42 | 107 | .393 | 84 | 104 | .808 | 60 | 129 | 189 | 6.5 | 72 | 49 | 75 | 16 | 46 | 526 | 18.1 |
| **2023-24 (Jr.) | 27 | 25 | 896 | 30.0 | 203 | 430 | .472 | 67 | 150 | .447 | 109 | 120 | .908 | 63 | 149 | 212 | 7.9 | 74 | 83 | 86 | 15 | 36 | 582 | 21.6 |
| ***2024-25 (Sr.) | 32 | 32 | 1006 | 31.4 | 181 | 421 | .430 | 78 | 198 | .394 | 79 | 88 | .898 | 42 | 118 | 160 | 5.0 | 69 | 58 | 79 | 5 | 28 | 519 | 16.2 |
| 2025-26 (Sr.) | 13 | 0 | 83 | 6.3 | 8 | 30 | .267 | 8 | 27 | .296 | 2 | 3 | .667 | 3 | 12 | 15 | 1.2 | 11 | 6 | 9 | 0 | 0 | 26 | 2.0 |
| Totals | 101 | 86 | 2853 | 28.2 | 592 | 1293 | .458 | 195 | 482 | .405 | 274 | 315 | .870 | 168 | 408 | 576 | 5.7 | 226 | 196 | 249 | 36 | 110 | 1653 | 16.4 |



*at Parkland Junior College | **at Wheeling College | ***at Bowling Green

10

G | SO.-1L



DAVID CASTILLO

G | 6-1 | 185 | So.-1L | Bartlesville, Okla. | Sunrise Christian Academy [Kan.]

X @ohyeadave / Instagram ohyeadave



Gold medal at the 2021 FIBA Americas U16 Championship
Gold medal at the 2022 FIBA U17 World Cup

SUPERLATIVES

| | FR | SO | JR | SR | CAR |
|-----------------|----|----|----|----|-----|
| 10+ Points | 1 | 13 | — | — | 14 |
| 20+ Points | — | 2 | — | — | 2 |
| 30+ Points | — | — | — | — | — |
| 3+ 3FGM | 1 | 6 | — | — | 7 |
| 5+ Rebounds | — | 4 | — | — | 4 |
| 5+ Assists | — | 2 | — | — | 2 |
| Multiple Steals | 2 | — | — | — | 2 |
| 2+ Blocks | — | — | — | — | — |
| Double-Doubles | — | — | — | — | — |

PERSONAL HIGHS

- Points**
Season 22 vs. Bowling Green (12/1/25)
Career 22 vs. Bowling Green (12/1/25)
Big 12 20 vs. Utah (1/20/26)
- Field Goals Made**
Season 8 vs. Bowling Green (12/1/25)
Career 8 vs. Bowling Green (12/1/25)
Big 12 6, twice
- Field Goals Attempted**
Season 15 vs. Bowling Green (12/1/25)
Career 15 vs. Bowling Green (12/1/25)
Big 12 14 vs. BYU (1/3/26)
- 3-Point Field Goals Made**
Season 6 vs. Utah (1/20/26)
Career 6 vs. Utah (1/20/26)
Big 12 6 vs. Utah (1/20/26)
- 3-Point Field Goals Attempted**
Season 9, twice
Career 9, 3 times
Big 12 9 vs. Utah (1/20/26)
- Free Throws Made**
Season 5 vs. Nebraska (11/21/25)
Career 5 vs. Nebraska (11/21/25)
Big 12 3, 3 times
- Free Throws Attempted**
Season 6 vs. Nebraska (11/21/25)
Career 6 vs. Nebraska (11/21/25)
Big 12 4, 3 times
- Rebounds**
Season 5, 4 times
Career 5, 4 times
Big 12 5 at Houston (2/14/26)
- Assists**
Season 5, twice
Career 5, twice
Big 12 3, 3 times
- Blocked Shots**
Season 1 at Creighton (12/13/25)
Career 1, twice
Big 12 1 vs. Arizona (2/11/25)
- Steals**
Season 3 vs. Baylor (2/17/26)
Career 3 vs. Baylor (2/17/26)
Big 12 3 vs. Baylor (2/17/26)
- Minutes**
Season 40 at TCU (2/7/26)
Career 40 at TCU (2/7/26)
Big 12 40 at TCU (2/7/26)

SEASON STATS

| PPG | RPG | APG | FG% | 3FG% | FT% |
|------|-----|-----|------|------|------|
| 10.5 | 2.0 | 1.8 | 40.1 | 35.4 | 81.3 |

CASTILLO AT A GLANCE

- Averaging 28.1 minutes in all 31 games, including 15 starts... Played a career-high 40 minutes at TCU (2/7/26)... Has started each of the last 13 games, where he is averaging nearly 36 minutes... Has played in 63 career games with 17 starts.
- Has scored in double figures in 14 games (5 times in Big 12 play), including a career-best 22 points vs. Bowling Green (12/1/25) in his first career start... Scored a Big 12-high 20 points vs. Utah (1/20/26) with a career-best 6 3-pointers.
- Ranks 3rd on the team with 56 made 3-pointers on 35.9 percent shooting... Has 4 or more made 3-pointers, including a career-high 6 vs. Utah (1/20/26).
- Also 3rd on the team with 55 assists, including a season-high 5 twice.
- His current +8.1 scoring increase from his freshman (2.4 ppg.) to sophomore (10.5 ppg.) would be highest by any player in school history.
- Scored in double figures in 3 consecutive games for the first time in his career after 12 points vs. Tulsa (11/17/25), including the game-winner... This came on the heels of a 16-point effort in the win vs. Cal (11/13/25), which came on 6-of-9 attempts, including 4-of-6 from 3-point range in 23 minutes.
- Scored 19 points vs. Bellarmine (11/8/25) on 7-of-7 field goals, including 5-of-5 from 3-point range, in just 12 minutes... He is the 25th player in school history to go 5-of-5 or better from the field, including the eighth such player to go 5-of-5 from beyond the arc.

LAST GAME (at 14/15 Kansas (3/7/26))

| MIN | PTS | REBS | ASTS | BLKS | STLS |
|-----|-----|------|------|------|------|
| 36 | 6 | 0 | 1 | 0 | 0 |

TOP PERFORMANCES

- Set a career-high and posted his first career 20-point game with 22 points vs. Bowling Green (12/1/25), shooting 8-of-15 from the field, including 3-of-9 from 3-point range, and 3-of-4 from the free throw line in a career-best 33 minutes.
- Posted his first career 20-point game in Big 12 play vs. Utah (1/20/26) with 20 points on 7-of-12 field goals, including a career-high 6 made 3-pointers.
- Scored 19 points vs. Bellarmine (11/8/25) in just 12 minutes of action, hitting on all 7 field goals, including 5-of-5 from 3-point range... He is just the eighth Wildcat to go 5-of-5 or better from beyond the arc.
- Had a game-high 19 points off the bench in the win at Creighton (12/13/25), including scoring 6 of the team's last 10 points.
- Played 23 minutes at No. 9/10 Kansas (1/18/25), posting 6 points on 2-of-4 field goals, including 2-of-3 from 3-point range, to go with 2 steals.

BACKGROUND

- Played his senior season at prep powerhouse Sunrise Christian Academy in Bel Aire, Kan., leading the team in scoring (13.2 ppg.) and free throw percentage.
- Played for former Wildcat **Clet Stewart** at Bartlesville High School, where he became the school's all-time leading scorer with 1,594 points.

2025-26 GAME-BY-GAME STATISTICS

| Date | Opponent | GS | MIN | FG | 3PT | FT | O | D | TR | PF | AST | TO | BLK | STL | PTS | +/- |
|---------|-----------------------|----|-----|------|-----|-----|---|---|----|----|-----|----|-----|-----|-----|-----|
| Nov. 4 | UNC GREENSBORO | | 13 | 3-5 | 1-2 | 0-2 | 0 | 0 | 0 | 0 | 2 | 1 | 0 | 0 | 7 | -13 |
| Nov. 8 | BELLARMINE | | 12 | 7-7 | 5-5 | 0-0 | 0 | 1 | 1 | 2 | 1 | 2 | 0 | 0 | 19 | 8 |
| Nov. 13 | CALIFORNIA | | 23 | 6-9 | 4-6 | 0-0 | 0 | 4 | 4 | 1 | 2 | 1 | 0 | 0 | 16 | 2 |
| Nov. 17 | TULSA | | 24 | 4-10 | 1-5 | 3-3 | 0 | 1 | 1 | 1 | 2 | 2 | 0 | 1 | 12 | -2 |
| Nov. 20 | vs. Mississippi State | | 24 | 3-7 | 1-2 | 2-2 | 1 | 2 | 3 | 2 | 2 | 0 | 0 | 0 | 9 | 20 |
| Nov. 21 | vs. Nebraska | | 21 | 1-6 | 1-5 | 5-6 | 1 | 1 | 2 | 1 | 2 | 1 | 0 | 1 | 8 | 2 |
| Nov. 25 | @Indiana | | 29 | 2-9 | 1-5 | 2-2 | 1 | 0 | 1 | 2 | 2 | 2 | 0 | 0 | 7 | -16 |
| Dec. 1 | BOWLING GREEN | * | 33 | 8-15 | 3-9 | 3-4 | 1 | 0 | 1 | 1 | 1 | 1 | 0 | 0 | 22 | -10 |
| Dec. 6 | SETON HALL | * | 31 | 4-14 | 1-8 | 1-2 | 1 | 4 | 5 | 3 | 3 | 1 | 0 | 0 | 10 | -10 |
| Dec. 8 | MISSISSIPPI VALLEY | | 25 | 6-11 | 5-8 | 2-2 | 0 | 3 | 3 | 0 | 5 | 3 | 0 | 1 | 19 | 44 |
| Dec. 13 | @Creighton | | 23 | 7-11 | 2-4 | 3-3 | 1 | 1 | 2 | 3 | 3 | 0 | 1 | 1 | 19 | 14 |
| Dec. 20 | SOUTH DAKOTA | | 26 | 6-11 | 2-5 | 2-2 | 1 | 4 | 5 | 1 | 5 | 1 | 0 | 0 | 16 | 16 |
| Dec. 28 | ULM | | 21 | 4-11 | 1-7 | 0-0 | 1 | 4 | 5 | 1 | 3 | 2 | 0 | 0 | 9 | 2 |
| Jan. 3 | BYU* | | 27 | 6-14 | 0-5 | 1-2 | 0 | 2 | 2 | 3 | 0 | 1 | 0 | 0 | 13 | -21 |
| Jan. 7 | @Arizona* | | 22 | 2-9 | 1-6 | 2-2 | 0 | 3 | 3 | 2 | 0 | 1 | 0 | 0 | 7 | -13 |
| Jan. 10 | @Arizona State* | | 26 | 1-7 | 1-2 | 0-0 | 0 | 4 | 4 | 1 | 2 | 0 | 0 | 0 | 3 | -4 |
| Jan. 14 | UCF* | | 21 | 2-4 | 1-2 | 0-1 | 0 | 1 | 1 | 1 | 0 | 1 | 0 | 0 | 5 | -11 |
| Jan. 17 | @Oklahoma State* | | 14 | 1-3 | 1-2 | 0-0 | 0 | 2 | 2 | 2 | 3 | 2 | 0 | 1 | 3 | 5 |
| Jan. 20 | UTAH* | * | 33 | 7-12 | 6-9 | 0-0 | 0 | 4 | 4 | 2 | 2 | 1 | 0 | 0 | 20 | 8 |
| Jan. 24 | KANSAS* | * | 37 | 3-11 | 2-5 | 0-0 | 1 | 0 | 1 | 3 | 1 | 0 | 0 | 0 | 8 | -20 |
| Jan. 27 | @West Virginia* | * | 38 | 6-11 | 1-4 | 2-2 | 0 | 1 | 1 | 2 | 0 | 0 | 0 | 1 | 15 | -6 |
| Feb. 1 | IOWA STATE* | * | 30 | 4-10 | 3-4 | 0-0 | 0 | 0 | 0 | 3 | 2 | 2 | 0 | 0 | 11 | -22 |
| Feb. 7 | @TCU* | * | 40 | 3-10 | 3-8 | 2-2 | 0 | 0 | 0 | 5 | 2 | 1 | 0 | 1 | 11 | -2 |
| Feb. 11 | CINCINNATI* | * | 31 | 3-12 | 2-8 | 0-0 | 0 | 2 | 2 | 2 | 0 | 2 | 0 | 0 | 8 | -17 |
| Feb. 14 | @Houston* | * | 39 | 3-9 | 2-7 | 0-0 | 0 | 5 | 5 | 2 | 1 | 2 | 0 | 1 | 8 | -20 |
| Feb. 17 | BAYLOR* | * | 38 | 2-9 | 0-3 | 3-4 | 0 | 1 | 1 | 2 | 1 | 4 | 0 | 3 | 7 | 13 |
| Feb. 21 | @Texas Tech* | * | 35 | 2-8 | 2-6 | 2-2 | 1 | 0 | 1 | 3 | 0 | 0 | 0 | 1 | 8 | -20 |
| Feb. 25 | @Colorado* | * | 37 | 4-12 | 0-4 | 0-0 | 0 | 0 | 0 | 3 | 3 | 2 | 0 | 0 | 8 | -2 |
| Feb. 28 | TCU* | * | 25 | 1-4 | 0-3 | 2-3 | 0 | 0 | 0 | 4 | 3 | 1 | 0 | 1 | 4 | -9 |
| Mar. 3 | WEST VIRGINIA* | * | 38 | 2-10 | 1-5 | 2-2 | 0 | 2 | 2 | 3 | 1 | 4 | 0 | 0 | 7 | 0 |
| Mar. 7 | @Kansas* | * | 36 | 2-6 | 2-4 | 0-0 | 0 | 0 | 0 | 3 | 1 | 0 | 0 | 0 | 6 | -18 |

CASTILLO'S CAREER STATS

| YEAR | GP | GS | Min | Avg. | FGM | FGA | Pct. | 3FGM | 3FGA | Pct. | FTM | FTA | Pct. | Off | Def | Tot | Avg. | PF | Ast | TO | Blk | Stl | Pts | Avg. |
|---------------|-----------|-----------|-------------|-------------|------------|------------|-------------|-----------|------------|-------------|-----------|-----------|-------------|-----------|-----------|-----------|------------|-----------|-----------|-----------|----------|-----------|------------|------------|
| 2024-25 (Fr.) | 32 | 2 | 319 | 10.0 | 19 | 86 | .221 | 17 | 67 | .254 | 22 | 25 | .880 | 0 | 18 | 18 | 0.6 | 22 | 24 | 19 | 1 | 13 | 77 | 2.4 |
| 2025-26 (So.) | 31 | 15 | 871 | 28.1 | 115 | 287 | .401 | 56 | 158 | .354 | 39 | 48 | .813 | 10 | 52 | 62 | 2.0 | 64 | 55 | 41 | 1 | 13 | 325 | 10.5 |
| Totals | 63 | 17 | 1190 | 18.9 | 134 | 373 | .359 | 73 | 225 | .324 | 61 | 73 | .836 | 10 | 70 | 80 | 1.3 | 86 | 79 | 60 | 2 | 26 | 402 | 6.4 |

14
W | JR.-1L



MOBII IKEGWURUKA

W | 6-6 | 220 | Jr.-1L | Galway, Ireland | Ellsworth [Iowa] Community College

mobiikee

2024 NJCAA Division II Second Team All-American
2024 First Team All-Region XI

SUPERLATIVES

| | RFR | SO | JR | SR | CAR |
|-----------------|-----|----|----|----|-----|
| 10+ Points | 21 | — | — | — | 21 |
| 15+ Points | 18 | — | — | — | 18 |
| 20+ Points | 13 | — | — | — | 13 |
| 5+ Rebounds | 21 | 3 | 1 | — | 24 |
| 10+ Rebounds | 10 | — | — | — | 10 |
| 3+ Assists | 3 | — | — | — | 3 |
| Multiple Steals | 13 | 4 | 3 | — | 20 |
| 2+ Blocks | 14 | 1 | 1 | — | 16 |
| Double-Doubles | 10 | — | — | — | 10 |

PERSONAL HIGHS

| | | |
|--------------------------------------|--------|-----------------------------------|
| Points | Season | 4 vs. California (11/13/25) |
| | Career | 27 at Western Iowa Tech (12/9/23) |
| | Big 12 | 8 vs. Oklahoma State (1/29/25) |
| Field Goals Made | Season | 2 vs. California (11/13/25) |
| | Career | 10 at Western Iowa Tech (12/9/23) |
| | Big 12 | 3, twice |
| Field Goals Attempted | Season | 3, twice |
| | Career | 16, 5 times |
| | Big 12 | 4, 5 times |
| 3-Point Field Goals Made | Season | — |
| | Career | 1, 3 times |
| | Big 12 | — |
| 3-Point Field Goals Attempted | Season | — |
| | Career | 2, twice |
| | Big 12 | — |
| Free Throws Made | Season | 1, 3 times |
| | Career | 11 at North Iowa Area (1/3/24) |
| | Big 12 | 2, 4 times |
| Free Throws Attempted | Season | 2, 3 times |
| | Career | 14 at North Iowa Area (1/3/24) |
| | Big 12 | 5 at BYU (2/15/25) |
| Rebounds | Season | 7 vs. Bowling Green (12/1/25) |
| | Career | 17 vs. Marshalltown (2/10/24) |
| | Big 12 | 7, twice |
| Assists | Season | 2 vs. UNC Greensboro (11/4/25) |
| | Career | 3, multiple times |
| | Big 12 | 1 vs. Arizona State (2/23/25) |
| Blocked Shots | Season | 2 vs. UNC Greensboro (11/4/25) |
| | Career | 6 at South Suburban (3/22/24) |
| | Big 12 | 2 at Utah (2/17/25) |
| Steals | Season | 2, 3 times |
| | Career | 5, twice |
| | Big 12 | 3, twice |
| Minutes | Season | 17 vs. UNC Greensboro (11/4/25) |
| | Career | 34, twice |
| | Big 12 | 18 vs. Arizona State (2/23/25) |

SEASON STATS

| PPG | RPG | BPG | FG% | 3FG% | FT% |
|-----|-----|-----|------|------|------|
| 1.9 | 2.0 | 0.4 | 57.1 | — | 50.0 |

IKEGWURUKA AT A GLANCE

- ▶ Has missed the last 16 games as he deals with a private matter... Has missed 21 games in total this season.
- ▶ Earned his first career start at K-State vs. UNC Greensboro (11/4/25)... Has come off the bench in 9 games... Has played in 34 career games.
- ▶ Returned vs. No. 10/10 BYU (1/3/26) after missing the previous 4 games due to some nagging injuries, recording 2 points, 2 steals and a rebound in 14 minutes.
- ▶ Scored 4 points at No. 1/2 Arizona (1/7/26) with 2 steals in 6 minutes.
- ▶ Grabbed a season-high 7 rebounds in 15 minutes vs. Bowling Green (12/1/25).
- ▶ Chipped in all around in the win over UNC Greensboro (11/4/25), posting 3 points, 3 rebounds, 2 assists, 2 blocks and a steal in 17 minutes... Also had 3 points vs. Bellarmine (11/8/25) with 4 rebounds and an assist.
- ▶ Played his best all-around game vs. Oklahoma State (1/29/25) with a season-high 8 points on 3-of-4 field goals to go with 3 rebounds and 3 steals... Followed with 4 points and 3 rebounds in the win at No. 3/3 Iowa State (2/1/25)... Had 6 points in the win over No. 16/17 Kansas (2/8/25) with a pair of steals.
- ▶ Scored his first points vs. Drake (12/17/24), posting 4 points on 2-of-2 field goals with 1 rebound and 1 steal in 10 minutes.

LAST GAME (at 1/2 Arizona (1/7/26))

| MIN | PTS | REBS | ASTS | BLKS | STLS |
|-----|-----|------|------|------|------|
| 6 | 4 | 0 | 0 | 0 | 2 |

TOP PERFORMANCES

- ▶ Scored a career-high 27 points at Western Iowa Tech (12/9/23)... Rattled off 7 consecutive 20-point games to end the regular season at Ellsworth.
- ▶ Scored season-high 8 points vs. Oklahoma State (1/29/25) on 3-of-4 field goals to go with 3 rebounds and 3 steals in 12 minutes.
- ▶ Grabbed a season-high 3 steals twice, vs. Oklahoma State (1/29/25) and No. 13/13 Arizona (2/11/25).
- ▶ Tied a high with 7 rebounds vs. Arizona State (2/23/25) in a high 18 minutes.
- ▶ Posted a pair of blocks at Utah (2/17/25).

BACKGROUND

- ▶ Transferred to K-State in May 2024 after 2 seasons at Ellsworth Community College in Ellsworth, Iowa, redshirting in 2022-23.
- ▶ Earned NJCAA Second Team All-American honors in leading the Panthers to 29 wins and a fourth-place finish at the NJCAA Division II Championship.
- ▶ Averaged a double-double (19 ppg., 10.3 rpg.) as a redshirt freshman at Ellsworth Community College, where he helped the school to its first national tournament appearance in 38 seasons and the highest finish in 1977.

2025-26 GAME-BY-GAME STATISTICS

| Date | Opponent | GS | MIN | FG | 3PT | FT | O | D | TR | PF | AST | TO | BLK | STL | PTS | +/- |
|---------|-----------------------|----|-----|-----|-----|-----|---|---|----|----|-----|----|-----|-----|-----|-----|
| Nov. 4 | UNC GREENSBORO | * | 17 | 1-1 | 0-0 | 1-2 | 1 | 2 | 3 | 2 | 2 | 0 | 2 | 1 | 3 | -2 |
| Nov. 8 | BELLARMINE | | 16 | 1-1 | 0-0 | 1-2 | 3 | 1 | 4 | 2 | 1 | 2 | 0 | 0 | 3 | 8 |
| Nov. 13 | CALIFORNIA | | 17 | 2-3 | 0-0 | 0-0 | 0 | 1 | 1 | 2 | 0 | 0 | 0 | 0 | 4 | -5 |
| Nov. 17 | TULSA | | DNP | | | | | | | | | | | | | |
| Nov. 20 | vs. Mississippi State | | 13 | 1-1 | 0-0 | 0-0 | 0 | 2 | 2 | 2 | 0 | 2 | 1 | 1 | 2 | 12 |
| Nov. 21 | vs. Nebraska | | 7 | 0-1 | 0-0 | 0-0 | 0 | 0 | 0 | 1 | 0 | 0 | 0 | 0 | 0 | 0 |
| Nov. 25 | @Indiana | | 15 | 0-0 | 0-0 | 0-0 | 1 | 1 | 2 | 4 | 0 | 0 | 1 | 2 | 0 | -3 |
| Dec. 1 | BOWLING GREEN | | 15 | 0-2 | 0-0 | 0-0 | 2 | 5 | 7 | 4 | 1 | 0 | 0 | 0 | 0 | -11 |
| Dec. 6 | SETON HALL | | 5 | 0-0 | 0-0 | 1-2 | 0 | 0 | 0 | 2 | 0 | 1 | 0 | 0 | 1 | -2 |
| Dec. 8 | MISSISSIPPI VALLEY | | DNP | | | | | | | | | | | | | |
| Dec. 13 | @Creighton | | DNP | | | | | | | | | | | | | |
| Dec. 20 | SOUTH DAKOTA | | DNP | | | | | | | | | | | | | |
| Dec. 28 | ULM | | DNP | | | | | | | | | | | | | |
| Jan. 3 | BYU* | | 14 | 1-3 | 0-0 | 0-0 | 0 | 1 | 1 | 1 | 0 | 1 | 0 | 2 | 2 | -5 |
| Jan. 7 | @Arizona* | | 6 | 2-2 | 0-0 | 0-0 | 0 | 0 | 0 | 2 | 0 | 0 | 0 | 2 | 4 | -1 |
| Jan. 10 | @Arizona State* | | DNP | | | | | | | | | | | | | |
| Jan. 14 | UCF* | | DNP | | | | | | | | | | | | | |
| Jan. 17 | @Oklahoma State* | | DNP | | | | | | | | | | | | | |
| Jan. 20 | UTAH* | | DNP | | | | | | | | | | | | | |
| Jan. 24 | KANSAS* | | DNP | | | | | | | | | | | | | |
| Jan. 27 | @West Virginia* | | DNP | | | | | | | | | | | | | |
| Feb. 1 | IOWA STATE* | | DNP | | | | | | | | | | | | | |
| Feb. 7 | @TCU* | | DNP | | | | | | | | | | | | | |
| Feb. 11 | CINCINNATI* | | DNP | | | | | | | | | | | | | |
| Feb. 14 | @Houston* | | DNP | | | | | | | | | | | | | |
| Feb. 17 | BAYLOR* | | DNP | | | | | | | | | | | | | |
| Feb. 21 | @Texas Tech* | | DNP | | | | | | | | | | | | | |
| Feb. 25 | @Colorado* | | DNP | | | | | | | | | | | | | |
| Feb. 28 | TCU* | | DNP | | | | | | | | | | | | | |
| Mar. 3 | WEST VIRGINIA* | | DNP | | | | | | | | | | | | | |
| Mar. 7 | @Kansas* | | DNP | | | | | | | | | | | | | |

IKEGWURUKA'S CAREER STATS

| YEAR | GP | GS | Min | Avg. | FGM | FGA | Pct. | 3FGM | 3FGA | Pct. | FTM | FTA | Pct. | Off | Def | Tot | Avg. | PF | Ast | TO | Blk | Stl | Pts | Avg. |
|---------------|----|----|-----|------|-----|-----|------|------|------|------|-----|-----|------|-----|-----|-----|------|----|-----|----|-----|-----|-----|------|
| 2024-25 (So.) | 24 | 0 | 192 | 8.0 | 21 | 35 | .600 | 0 | 0 | .000 | 9 | 17 | .529 | 18 | 39 | 57 | 2.4 | 27 | 2 | 9 | 5 | 14 | 51 | 2.1 |
| 2025-26 (Jr.) | 10 | 1 | 125 | 12.5 | 8 | 14 | .571 | 0 | 0 | .000 | 3 | 6 | .500 | 7 | 13 | 20 | 2.0 | 22 | 4 | 6 | 4 | 8 | 19 | 1.9 |
| Totals | 34 | 1 | 317 | 9.3 | 29 | 49 | .592 | 0 | 0 | .000 | 12 | 23 | .522 | 25 | 52 | 77 | 2.3 | 49 | 6 | 15 | 9 | 22 | 70 | 2.1 |

15

W | JR.-2L



TAJ MANNING

W | 6-7 | 230 | Jr.-2L | Grandview, Mo. | La Lumiere [Ind.] School

X @TajManning / taj.manning

SUPERLATIVES

| | RFR | SO | JR | SR | CAR |
|-----------------|-----|----|----|----|-----|
| 10+ Points | — | — | 3 | — | 3 |
| 20+ Points | — | — | — | — | — |
| 2+ 3FGM | — | 1 | 1 | — | 2 |
| 5+ Rebounds | — | — | 16 | — | 16 |
| 10+ Rebounds | — | — | 1 | — | 1 |
| 3+ Assists | — | — | 3 | — | 3 |
| Multiple Steals | — | — | 5 | — | 5 |
| 2+ Blocks | — | — | 7 | — | 7 |
| Double-Double | — | — | — | — | — |

PERSONAL HIGHS

| | |
|--|----------------------------|
| ■ Points | |
| Season | 10, 3 times |
| Career | 10, 3 times |
| Big 12 | 10, 3 times |
| ■ Field Goals Made | |
| Season | 5 vs. UCF (1/14/26) |
| Career | 5 vs. UCF (1/14/26) |
| Big 12 | 5 vs. UCF (1/14/26) |
| ■ Field Goals Attempted | |
| Season | 9 vs. UCF (1/14/26) |
| Career | 9 vs. UCF (1/14/26) |
| Big 12 | 9 vs. UCF (1/14/26) |
| ■ 3-Point Field Goals Made | |
| Season | 2 vs. Kansas (1/24/26) |
| Career | 2, twice |
| Big 12 | 2 vs. Kansas (1/24/26) |
| ■ 3-Point Field Goals Attempted | |
| Season | 4, twice |
| Career | 4, twice |
| Big 12 | 4, twice |
| ■ Free Throws Made | |
| Season | 4, 3 times |
| Career | 4, 3 times |
| Big 12 | 4, 3 times |
| ■ Free Throws Attempted | |
| Season | 7 at Houston (2/14/26) |
| Career | 7 at Houston (2/14/26) |
| Big 12 | 7 at Houston (2/14/26) |
| ■ Rebounds | |
| Season | 10 vs. TCU (2/28/26) |
| Career | 10 vs. TCU (2/28/26) |
| Big 12 | 10 vs. TCU (2/28/26) |
| ■ Assists | |
| Season | 4 vs. Cincinnati (2/11/26) |
| Career | 4 vs. Cincinnati (2/11/26) |
| Big 12 | 4 vs. Cincinnati (2/11/26) |
| ■ Blocked Shots | |
| Season | 3 at Texas Tech (2/21/26) |
| Career | 3 at Texas Tech (2/21/26) |
| Big 12 | 3 at Texas Tech (2/21/26) |
| ■ Steals | |
| Season | 3, twice |
| Career | 3, twice |
| Big 12 | 3, twice |
| ■ Minutes | |
| Season | 35 vs. Utah (1/20/26) |
| Career | 35 vs. Utah (1/20/26) |
| Big 12 | 35 vs. Utah (1/20/26) |

SEASON STATS

| PPG | RPG | BPG | FG% | 3FG% | FT% |
|-----|-----|-----|------|------|------|
| 4.2 | 5.1 | 0.7 | 48.5 | 15.4 | 69.7 |

MANNING AT A GLANCE

- ▶ Has played in 29 of 31 games with 16 starts... Role has increased with injuries, as he came off the bench in 11 of the first 13 games before earning starts in 16 of the last 18 games, including each of the last 15... Averaging 20.4 minutes per game, including 29.0 minutes in his last 15 starts.
- ▶ Has been on the team longer than anyone, joining in 2022-23... Was redshirt as a freshman before playing 14 games with a start as a sophomore in 2023-24 and 8 games in 2024-25... Has played in 51 career games with 17 starts.
- ▶ Averaging 24 minutes per game in the last 24 games, including a career-best 35 minutes vs. Utah (1/20/26)... Averaging 4.9 points on 48.4 percent (45-of-93) shooting with 5.9 rebounds per game in this 24-game span.
- ▶ Has scored in 23 of 29 games played, including 3 double-digit scoring games... Tied his career-high for the third time this season (UCF and Houston) with 10 points on 4-of-8 field goals and 2-of-2 free throws at No. 13/13 Texas Tech.
- ▶ Has grabbed 141 of 147 rebounds in the last 24 games, including a career-best 10 vs. TCU (2/28/26) and 9 in 2 other contests.
- ▶ Averaged 5.3 points on 48.1 percent (37-of-77) shooting with 6.1 rebounds, 1.4 assists, 1.0 steals and 0.9 blocks in 27.3 minutes per game in Big 12 play.
- ▶ Earned his second career start and first of the season vs. No. 10/10 BYU (1/3/26) with 4 points, 6 rebounds, 1 block and 1 assist in 18 minutes.

LAST GAME (at 14/15 Kansas (3/7/26))

| MIN | PTS | REBS | ASTS | BLKS | STLS |
|-----|-----|------|------|------|------|
| 29 | 6 | 3 | 1 | 0 | 1 |

TOP PERFORMANCES

- ▶ Played a career-high 35 minutes in the win over Utah (1/20/26).
- ▶ Tied his career-best with 10 points at No. 3/3 Houston (2/14/26) on 3-of-4 field goals and 4-of-7 free throws to go with 6 rebounds, 3 assists and 2 steals.
- ▶ Scored in double figures for the first time vs. UCF (1/14/26) with 10 points on 5-of-9 shooting to go with career-tying 7 rebounds and 3 assists in 32 minutes.
- ▶ Collected a career-high 10 rebounds vs. TCU (2/28/26).
- ▶ Grabbed then career-best 9 rebounds vs. Cincinnati (2/11/26) to go with 4 assists, 2 blocks and 2 steals in 30 minutes.
- ▶ Played perhaps his best all-around game at Arizona State (1/10/26) with 6 points, 5 rebounds, 3 steals and 2 blocks in 20 minutes.
- ▶ Scored his first career points vs. Central Arkansas (11/22/23), posting 3 points on 1-of-1 field goals and 1-of-2 free throws in 9 minutes.

BACKGROUND

- ▶ Was signed by the previous coaching staff on Nov. 10, 2021.
- ▶ Played locally at Grandview (2018-20) and Bishop Miege High Schools (2020-21) in the Kansas City area, winning a Missouri Class 4A title with a 29-2 record with the Bulldogs and a Kansas Class 6A title with a 22-1 record with the Stags.

2025-26 GAME-BY-GAME STATISTICS

| Date | Opponent | GS | MIN | FG | 3PT | FT | O | D | TR | PF | AST | TO | BLK | STL | PTS | +/- |
|---------|-----------------------|----|------|-----|-----|-----|---|---|----|----|-----|----|-----|-----|-----|-----|
| Nov. 4 | UNC GREENSBORO | | 3 | 0-0 | 0-0 | 0-0 | 0 | 1 | 1 | 1 | 0 | 0 | 1 | 0 | 0 | -3 |
| Nov. 8 | BELLARMINE | | 2 | 0-0 | 0-0 | 0-0 | 0 | 2 | 2 | 0 | 0 | 1 | 0 | 0 | 0 | 3 |
| Nov. 13 | CALIFORNIA | | DNP | | | | | | | | | | | | | |
| Nov. 17 | TULSA | | 7 | 1-1 | 0-0 | 0-0 | 1 | 1 | 2 | 1 | 0 | 0 | 0 | 0 | 2 | -3 |
| Nov. 20 | vs. Mississippi State | | 3 | 1-1 | 0-0 | 0-0 | 0 | 0 | 0 | 0 | 1 | 0 | 0 | 0 | 2 | -1 |
| Nov. 21 | vs. Nebraska | | DNP | | | | | | | | | | | | | |
| Nov. 25 | @Indiana | | 0+ | 0-0 | 0-0 | 0-0 | 0 | 1 | 1 | 0 | 0 | 0 | 0 | 0 | 0 | 6 |
| Dec. 1 | BOWLING GREEN | | 13 | 0-1 | 0-1 | 2-2 | 2 | 2 | 4 | 0 | 0 | 0 | 0 | 0 | 2 | -4 |
| Dec. 6 | SETON HALL | | 8 | 0-2 | 0-2 | 0-0 | 1 | 3 | 4 | 0 | 0 | 0 | 0 | 1 | 0 | 9 |
| Dec. 8 | MISSISSIPPI VALLEY | | 18 | 2-4 | 0-1 | 0-0 | 3 | 3 | 6 | 0 | 0 | 0 | 0 | 1 | 4 | 18 |
| Dec. 13 | @Creighton | | 13 | 1-2 | 0-0 | 0-0 | 2 | 3 | 5 | 0 | 0 | 0 | 0 | 0 | 2 | 10 |
| Dec. 20 | SOUTH DAKOTA | | 20 | 2-4 | 0-1 | 2-2 | 1 | 4 | 5 | 1 | 0 | 1 | 2 | 0 | 6 | 32 |
| Dec. 28 | ULM | | 13 | 3-5 | 1-3 | 1-2 | 4 | 3 | 7 | 1 | 2 | 0 | 0 | 1 | 8 | 8 |
| Jan. 3 | BYU* | | * 18 | 2-4 | 0-1 | 0-0 | 3 | 3 | 6 | 3 | 1 | 1 | 1 | 0 | 4 | -8 |
| Jan. 7 | @Arizona* | | 19 | 1-3 | 1-2 | 1-2 | 5 | 2 | 7 | 2 | 2 | 0 | 0 | 1 | 4 | -6 |
| Jan. 10 | @Arizona State* | | 20 | 1-2 | 0-1 | 4-4 | 2 | 2 | 4 | 4 | 0 | 0 | 2 | 3 | 6 | -12 |
| Jan. 14 | UCF* | | * 32 | 5-9 | 0-4 | 0-0 | 3 | 4 | 7 | 4 | 3 | 2 | 0 | 0 | 10 | 3 |
| Jan. 17 | @Oklahoma State* | | * 26 | 2-2 | 0-0 | 0-0 | 3 | 2 | 5 | 4 | 1 | 1 | 2 | 0 | 4 | -8 |
| Jan. 20 | UTAH* | | * 35 | 1-2 | 0-0 | 0-0 | 2 | 2 | 4 | 2 | 1 | 1 | 1 | 2 | 2 | -2 |
| Jan. 24 | KANSAS* | | * 23 | 3-6 | 2-4 | 0-0 | 3 | 1 | 4 | 4 | 1 | 1 | 0 | 3 | 8 | -14 |
| Jan. 27 | @West Virginia* | | * 27 | 2-5 | 0-1 | 0-0 | 3 | 6 | 9 | 4 | 0 | 1 | 1 | 1 | 4 | -7 |
| Feb. 1 | IOWA STATE* | | * 31 | 0-3 | 0-1 | 0-0 | 1 | 3 | 4 | 4 | 1 | 1 | 2 | 0 | 0 | -37 |
| Feb. 7 | @TCU* | | * 23 | 2-4 | 0-0 | 0-0 | 3 | 3 | 6 | 5 | 2 | 0 | 0 | 0 | 4 | -3 |
| Feb. 11 | CINCINNATI* | | * 30 | 1-3 | 0-0 | 0-0 | 4 | 5 | 9 | 1 | 4 | 2 | 2 | 2 | 2 | -15 |
| Feb. 14 | @Houston* | | * 30 | 3-4 | 0-1 | 4-7 | 2 | 4 | 6 | 3 | 3 | 3 | 0 | 2 | 10 | -7 |
| Feb. 17 | BAYLOR* | | * 31 | 0-1 | 0-0 | 0-0 | 2 | 6 | 8 | 2 | 2 | 1 | 0 | 0 | 0 | 8 |
| Feb. 21 | @Texas Tech* | | * 25 | 4-8 | 0-1 | 2-2 | 1 | 4 | 5 | 1 | 1 | 0 | 3 | 0 | 10 | -18 |
| Feb. 25 | @Colorado* | | * 29 | 2-4 | 0-0 | 2-3 | 3 | 3 | 6 | 5 | 0 | 0 | 1 | 1 | 6 | 9 |
| Feb. 28 | TCU* | | * 30 | 3-8 | 0-0 | 1-4 | 2 | 8 | 10 | 3 | 0 | 3 | 2 | 1 | 7 | -8 |
| Mar. 3 | WEST VIRGINIA* | | * 33 | 2-4 | 0-1 | 4-5 | 3 | 4 | 7 | 2 | 2 | 0 | 0 | 1 | 8 | 4 |
| Mar. 7 | @Kansas* | | * 29 | 3-5 | 0-1 | 0-0 | 2 | 1 | 3 | 3 | 1 | 1 | 0 | 1 | 6 | -5 |

MANNING'S CAREER STATS

| YEAR | GP | GS | Min | Avg. | FGM | FGA | Pct. | 3FGM | 3FGA | Pct. | FTM | FTA | Pct. | Off | Def | Tot | Avg. | PF | Ast | TO | Blk | Stl | Pts | Avg. |
|----------------|----|----|-----|------|-----|-----|------|------|------|------|-----|-----|------|-----|-----|-----|------|----|-----|----|-----|-----|-----|------|
| 2023-24 (Rfr.) | 14 | 1 | 68 | 4.9 | 5 | 8 | .625 | 1 | 3 | .333 | 3 | 7 | .429 | 6 | 10 | 16 | 1.1 | 13 | 2 | 1 | 0 | 2 | 14 | 1.0 |
| 2024-25 (So.) | 8 | 0 | 21 | 2.7 | 2 | 4 | .500 | 2 | 4 | .500 | 0 | 0 | .000 | 1 | 5 | 6 | 0.8 | 4 | 0 | 1 | 0 | 1 | 6 | 0.8 |
| 2025-26 (Jr.) | 29 | 16 | 591 | 20.4 | 47 | 97 | .485 | 4 | 26 | .154 | 23 | 33 | .697 | 61 | 86 | 147 | 5.1 | 60 | 28 | 20 | 21 | 21 | 121 | 4.2 |
| Totals | 51 | 17 | 681 | 13.3 | 54 | 109 | .495 | 7 | 33 | .212 | 26 | 40 | .650 | 68 | 101 | 169 | 3.3 | 77 | 30 | 22 | 21 | 24 | 141 | 2.8 |

21

W | SR-TR



KHAMARI McGRIFF

W | 6-9 | 230 | Sr.-TR | Tallahassee, Fla. | James S. Rickards | UNC Wilmington

X @KhamariMcGriff / Instagram khamarimm



2024-25 All-CAA Tournament Team (UNC Wilmington)
2024-25 CAA's Dean Ehlers Leadership Award (UNC Wilmington)

SUPERLATIVES

| | RFR | SO | JR | SR | CAR |
|-----------------|-----|----|----|----|-----|
| 10+ Points | — | 1 | 22 | 11 | 34 |
| 15+ Points | — | — | 9 | 5 | 14 |
| 20+ Points | — | — | 2 | 1 | 3 |
| 30+ Points | — | — | 1 | — | 1 |
| 5+ Rebounds | — | 8 | 13 | 12 | 33 |
| 10+ Rebounds | — | 1 | 1 | — | 2 |
| Multiple Steals | — | — | 1 | 3 | 4 |
| 2+ Blocks | 1 | 6 | 10 | 9 | 26 |
| Double-Doubles | — | — | 1 | — | 1 |

PERSONAL HIGHS

| Points | |
|-------------------------------|-----------------------------------|
| Season | 21 vs. California (11/13/25) |
| Career | 34 at Howard (12/14/24) |
| Big 12 | 18 vs. West Virginia (3/3/26) |
| Field Goals Made | |
| Season | 8, twice |
| Career | 14 at Howard (12/14/24) |
| Big 12 | 7, twice |
| Field Goals Attempted | |
| Season | 13 at Kansas (3/7/26) |
| Career | 16 at Howard (12/14/24) |
| Big 12 | 13 at Kansas (3/7/26) |
| 3-Point Field Goals Made | |
| Season | 1 at Creighton (12/13/25) |
| Career | 1, 3 times |
| Big 12 | — |
| 3-Point Field Goals Attempted | |
| Season | 1, 3 times |
| Career | 1, 6 times |
| Big 12 | 1 vs. BYU (1/3/26) |
| Free Throws Made | |
| Season | 6 vs. West Virginia (3/3/26) |
| Career | 7, twice |
| Big 12 | 6 vs. West Virginia (3/3/26) |
| Free Throws Attempted | |
| Season | 8, twice |
| Career | 10 vs. Georgia Southern (11/8/24) |
| Big 12 | 8, twice |
| Rebounds | |
| Season | 9 vs. Tulsa (11/17/25) |
| Career | 12 vs. Georgia Southern (11/8/24) |
| Big 12 | 8, twice |
| Assists | |
| Season | 4, twice |
| Career | 4, twice |
| Big 12 | 4, twice |
| Blocked Shots | |
| Season | 4 vs. South Dakota (12/20/25) |
| Career | 4, 4 times |
| Big 12 | 3 at TCU (2/7/26) |
| Steals | |
| Season | 2, 3 times |
| Career | 2, 6 times |
| Big 12 | 1, 6 times |
| Minutes | |
| Season | 33 vs. UCF (1/14/26) |
| Career | 33 vs. UCF (1/14/26) |
| Big 12 | 33 vs. UCF (1/14/26) |

SEASON STATS

| PPG | RPG | BPG | FG% | 3FG% | FT% |
|-----|-----|-----|------|------|------|
| 9.6 | 4.4 | 1.1 | 67.3 | 20.0 | 69.1 |

McGRIFF AT A GLANCE

- ▶ Has started all 27 games he has played this season, missing 4 straight games due to injury from Jan. 20-Feb. 1... Has started the last 9 games since returning at TCU (2/7/26)... Has now played in 112 career games, including 69 starts.
- ▶ Has one of the top field goal percentages in the country at 67.3 percent, as he has hit on 105-of-156 field goal attempts, going 2-of-2 or better in 6 games... Has a career 67.7 field goal percentage while averaging 4 field goal attempts/game.
- ▶ Scored a game-tying 18 points in the win over West Virginia (3/3/26), as he went 6-of-9 from the field and 6-of-8 from the line in nearly 30 minutes... Had 17 points at No. 14/15 Kansas (3/7/26) with 7 rebounds and 2 blocks in 25 minutes.
- ▶ Has now scored in 26 games, including 11 in double figures... Has now scored in double figures in 34 times with two 20-point games and one 30-point game.
- ▶ Went a 7-of-7 from the field with 14 points at Oklahoma State (1/17/26) with a career-best 4 assists, becoming the eighth Wildcat to go 7-of-7 or better from the field in a conference game and first since Antonio Gordon vs. Baylor in 2020... Also went a perfect 8-of-8 from the field vs. Bellarmine (11/8/25).
- ▶ Had 15 points vs. UCF (1/14/26) on 7-of-9 field goals in career-best 33 minutes... Posted 12 points vs. Seton Hall (12/6/25), Creighton (12/13/25) and vs. BYU (1/3/26).
- ▶ Collected his first 20-point game as a Wildcat with a season-high 21 points vs. Cal (11/13/25) on 8-of-11 field goals in just 20 minutes of action.

LAST GAME (at 14/15 Kansas (3/7/26))

| MIN | PTS | REBS | ASTS | BLKS | STLS |
|-----|-----|------|------|------|------|
| 25 | 17 | 7 | 0 | 2 | 1 |

TOP PERFORMANCES

- ▶ Posted a career-high 34 points at Howard (12/14/24) while playing at UNC Wilmington, connecting on 14-of-16 field goals and 5-of-8 free throws.
- ▶ Tallied just his third game of 20 or more points with a season-high 21 points vs. Cal (11/13/25) on 8-of-11 field goals in 20 minutes.
- ▶ Scored 18 points in the home finale win over West Virginia (3/3/26), hitting on 6-of-9 field goals and 6-of-8 free throws to go with 7 rebounds in 30 minutes.
- ▶ Nearly collected his first double-double as a Wildcat in the win over Tulsa (11/17/25) with 13 points and 9 rebounds in 25 minutes.
- ▶ Earned his first career double-double vs. Georgia Southern (11/8/24) with 21 points and 12 rebounds while playing at UNC Wilmington.
- ▶ Had a career-tying 4 blocks vs. South Dakota (12/20/25).

BACKGROUND

- ▶ Transferred to K-State in May 2025 after 4 seasons at UNC Wilmington (2021-25) where he was part of 99 wins, 3 CAA Championships (2 regular season and 1 tournament), a CBI title (2022) and 1 NCAA Tournament appearance (2025).
- ▶ Had a career year at UNCW in 2024-25, averaging 11.5 points on 65.1 percent shooting... Led the CAA in field goal percentage (64.1) in league-only games.

2025-26 GAME-BY-GAME STATISTICS

| Date | Opponent | GS | MIN | FG | 3PT | FT | O | D | TR | PF | AST | TO | BLK | STL | PTS | +/- |
|---------|-----------------------|----|-----|------|-----|-----|---|---|----|----|-----|----|-----|-----|-----|-----|
| Nov. 4 | UNC GREENSBORO | * | 14 | 2-3 | 0-0 | 0-0 | 0 | 4 | 4 | 5 | 1 | 1 | 0 | 0 | 4 | 19 |
| Nov. 8 | BELLARMINE | * | 14 | 8-8 | 0-0 | 0-0 | 2 | 0 | 2 | 2 | 0 | 1 | 0 | 1 | 16 | 22 |
| Nov. 13 | CALIFORNIA | * | 20 | 8-11 | 0-1 | 5-5 | 1 | 1 | 2 | 3 | 0 | 0 | 0 | 2 | 21 | 6 |
| Nov. 17 | TULSA | * | 25 | 4-6 | 0-0 | 5-6 | 3 | 6 | 9 | 3 | 2 | 0 | 1 | 1 | 13 | 6 |
| Nov. 20 | vs. Mississippi State | * | 17 | 4-4 | 0-0 | 0-0 | 0 | 3 | 3 | 3 | 1 | 0 | 1 | 0 | 8 | 9 |
| Nov. 21 | vs. Nebraska | * | 28 | 3-3 | 0-0 | 2-2 | 2 | 2 | 4 | 3 | 1 | 1 | 2 | 1 | 8 | 4 |
| Nov. 25 | @Indiana | * | 10 | 1-1 | 0-0 | 0-0 | 0 | 1 | 1 | 3 | 1 | 1 | 0 | 0 | 2 | -10 |
| Dec. 1 | BOWLING GREEN | * | 23 | 4-5 | 0-0 | 1-5 | 2 | 3 | 5 | 4 | 2 | 1 | 3 | 0 | 9 | -4 |
| Dec. 6 | SETON HALL | * | 21 | 5-8 | 0-0 | 2-6 | 7 | 1 | 8 | 2 | 1 | 1 | 3 | 1 | 12 | -6 |
| Dec. 8 | MISSISSIPPI VALLEY | * | 21 | 2-2 | 0-0 | 4-4 | 1 | 3 | 4 | 3 | 2 | 2 | 1 | 0 | 8 | 28 |
| Dec. 13 | @Creighton | * | 28 | 3-7 | 1-1 | 5-6 | 3 | 3 | 6 | 2 | 0 | 1 | 2 | 0 | 12 | 3 |
| Dec. 20 | SOUTH DAKOTA | * | 19 | 5-10 | 0-1 | 0-2 | 3 | 2 | 5 | 4 | 1 | 1 | 4 | 2 | 10 | 8 |
| Dec. 28 | ULM | * | 22 | 3-4 | 0-0 | 2-3 | 3 | 2 | 5 | 3 | 1 | 1 | 1 | 2 | 8 | -2 |
| Jan. 3 | BYU* | * | 25 | 5-7 | 0-1 | 2-2 | 1 | 7 | 8 | 4 | 2 | 0 | 1 | 1 | 12 | -5 |
| Jan. 7 | @Arizona* | * | 9 | 2-2 | 0-0 | 0-0 | 1 | 0 | 1 | 5 | 0 | 0 | 0 | 0 | 4 | -13 |
| Jan. 10 | @Arizona State* | * | 14 | 4-7 | 0-0 | 0-0 | 1 | 2 | 3 | 4 | 1 | 1 | 0 | 1 | 8 | 4 |
| Jan. 14 | UCF* | * | 33 | 7-9 | 0-0 | 1-2 | 1 | 4 | 5 | 2 | 1 | 1 | 0 | 0 | 15 | 3 |
| Jan. 17 | @Oklahoma State* | * | 14 | 7-7 | 0-0 | 0-0 | 2 | 1 | 3 | 5 | 4 | 1 | 1 | 0 | 14 | 8 |
| Jan. 20 | UTAH* | | | | | | | | | | | | | | | |
| Jan. 24 | KANSAS* | | | | | | | | | | | | | | | |
| Jan. 27 | @West Virginia* | | | | | | | | | | | | | | | |
| Feb. 1 | IOWA STATE* | | | | | | | | | | | | | | | |
| Feb. 7 | @TCU* | * | 24 | 3-4 | 0-0 | 0-0 | 0 | 2 | 2 | 3 | 4 | 1 | 3 | 0 | 6 | -2 |
| Feb. 11 | CINCINNATI* | * | 23 | 2-3 | 0-1 | 3-5 | 1 | 2 | 3 | 2 | 0 | 4 | 0 | 0 | 7 | -26 |
| Feb. 14 | @Houston* | * | 14 | 0-1 | 0-0 | 2-2 | 0 | 4 | 4 | 4 | 1 | 2 | 0 | 0 | 2 | -1 |
| Feb. 17 | BAYLOR* | * | 20 | 2-3 | 0-0 | 0-0 | 0 | 1 | 1 | 4 | 1 | 1 | 2 | 1 | 4 | 3 |
| Feb. 21 | @Texas Tech* | * | 23 | 4-8 | 0-0 | 0-0 | 1 | 7 | 8 | 5 | 1 | 0 | 0 | 0 | 8 | -7 |
| Feb. 25 | @Colorado* | * | 17 | 1-5 | 0-0 | 2-2 | 0 | 5 | 5 | 2 | 0 | 2 | 1 | 1 | 4 | -15 |
| Feb. 28 | TCU* | * | 18 | 4-6 | 0-0 | 0-0 | 2 | 1 | 3 | 5 | 0 | 0 | 0 | 1 | 8 | -6 |
| Mar. 3 | WEST VIRGINIA* | * | 30 | 6-9 | 0-0 | 6-8 | 3 | 4 | 7 | 2 | 0 | 1 | 2 | 1 | 18 | 1 |
| Mar. 7 | @Kansas* | * | 25 | 6-13 | 0-0 | 5-8 | 3 | 4 | 7 | 3 | 0 | 1 | 2 | 1 | 17 | -12 |

McGRIFF'S CAREER STATS

| YEAR | GP | GS | Min | Avg. | FGM | FGA | Pct. | 3FGM | 3FGA | Pct. | FTM | FTA | Pct. | Off | Def | Tot | Avg. | PF | Ast | TO | Blk | Stl | Pts | Avg. |
|-----------------|------------|-----------|-------------|-------------|------------|------------|-------------|----------|----------|-------------|------------|------------|-------------|------------|------------|------------|------------|------------|-----------|-----------|------------|-----------|------------|------------|
| *2021-22 (Fr.) | 2 | 0 | 10 | 4.9 | 2 | 3 | .667 | 0 | 0 | .000 | 1 | 3 | .333 | 0 | 1 | 1 | 0.5 | 0 | 0 | 0 | 0 | 0 | 5 | 2.5 |
| *2022-23 (Rfr.) | 18 | 0 | 95 | 5.3 | 12 | 14 | .857 | 0 | 0 | .000 | 1 | 7 | .143 | 8 | 8 | 16 | 0.9 | 17 | 6 | 3 | 8 | 2 | 25 | 1.4 |
| *2023-24 (So.) | 31 | 30 | 518 | 16.7 | 46 | 61 | .754 | 0 | 0 | .000 | 26 | 34 | .765 | 45 | 63 | 108 | 3.5 | 55 | 7 | 19 | 23 | 10 | 118 | 3.8 |
| *2024-25 (Jr.) | 34 | 12 | 656 | 19.3 | 164 | 252 | .651 | 2 | 3 | .667 | 61 | 88 | .693 | 53 | 83 | 136 | 4.0 | 71 | 23 | 33 | 39 | 13 | 391 | 11.5 |
| 2025-26 (Sr.) | 27 | 27 | 550 | 20.4 | 105 | 156 | .673 | 1 | 5 | .200 | 47 | 68 | .691 | 43 | 75 | 118 | 4.4 | 90 | 28 | 26 | 30 | 17 | 258 | 9.6 |
| Totals | 112 | 69 | 1829 | 16.3 | 329 | 486 | .677 | 3 | 8 | .375 | 136 | 200 | .680 | 149 | 230 | 379 | 3.4 | 233 | 64 | 81 | 100 | 42 | 797 | 7.1 |

22

C | JR.-FY



DORIN BUCA

C | 7-2 | 254 | Jr.-FY | Perugia, Italy | Akern Libertas Livorno

dorin_buca

SUPERLATIVES

| | JR | SR | CAR |
|-----------------|----|----|-----|
| 10+ Points | — | 7 | 1 |
| 15+ Points | — | 1 | — |
| 20+ Points | — | — | — |
| 5+ Rebounds | — | 24 | 7 |
| 10+ Rebounds | — | 4 | 1 |
| 3+ Assists | — | 1 | 1 |
| Multiple Steals | — | — | — |
| 2+ Blocks | — | 14 | 7 |
| Double-Doubles | — | 1 | — |

PERSONAL HIGHS

Points
Season 12 at Arizona (1/7/26)
Career 15 vs. Piazenza (3/8/25)
Big 12 12 at Arizona (1/7/26)

Field Goals Made
Season 5 at Arizona (1/7/26)
Career 6, twice
Big 12 5 at Arizona (1/7/26)

Field Goals Attempted
Season 7 at Arizona (1/7/26)
Career 11 vs. Cento (3/23/25)
Big 12 7 at Arizona (1/7/26)

3-Point Field Goals Made
Season 2 at Arizona (1/7/26)
Career 2 at Arizona (1/7/26)
Big 12 2 at Arizona (1/7/26)

3-Point Field Goals Attempted
Season 2 at Arizona (1/7/26)
Career 2 at Arizona (1/7/26)
Big 12 2 at Arizona (1/7/26)

Free Throws Made
Season 3, twice
Career 4, 4 times
Big 12 1, twice

Free Throws Attempted
Season 4 vs. Mississippi Valley (12/8/25)
Career 8 vs. Pesaro (3/30/25)
Big 12 2, 3 times

Rebounds
Season 11 vs. Kansas (1/24/26)
Career 12, twice
Big 12 11 vs. Kansas (1/24/26)

Assists
Season 3 vs. BYU (1/3/26)
Career 3, twice
Big 12 3 vs. BYU (1/3/26)

Blocked Shots
Season 5 vs. Mississippi Valley (12/8/25)
Career 5, twice
Big 12 3, twice

Steals
Season 1, 5 times
Career 2, twice
Big 12 1, 5 times

Minutes
Season 26 vs. Kansas (1/24/26)
Career 33 vs. Cento (3/23/25)
Big 12 26 vs. Kansas (1/24/26)

SEASON STATS

| PPG | RPG | BPG | FG% | 3FG% | FT% |
|-----|-----|-----|------|------|------|
| 3.2 | 3.3 | 1.3 | 50.7 | 18.2 | 53.3 |

BUCA AT A GLANCE

- ▶ One of the tallest players in school history, just one inch short than 7-foot-3 Jason Bennett, who played from the Wildcats from 2006-07... He is one of 9 players in school history to measure 7-foot or taller.
- ▶ Got injured at No. 13/13 Texas Tech (2/21/26), playing just 4 minutes... Has played in just 1 of the last 4 games as he comes back from a foot injury.
- ▶ Has averaged 12.8 minutes per game off the bench in playing in 27 games... Has started 4 games, including his first start in the win over Utah (1/20/26)... Played a season-high 26 minutes vs. No. 19/19 Kansas (1/24/26).
- ▶ Has a team-leading 35 blocks with at least one in 20 of 27 games played.
- ▶ Recorded the 38th game of 5 or more blocks at K-State vs. Mississippi Valley (12/8/25) to go with 5 points, 5 rebounds and an assist in 20 minutes.
- ▶ Has scored in 20 of 26 games played with a season-high 12 points at No. 1/2 Arizona (1/7/26) on 5-of-7 field goals, including 2-of-2 from 3-point range... Also had 8 points vs. South Dakota (12/20/25) and 7 points vs. ULM (12/28/25).
- ▶ Grabbed a season-high 11 rebounds vs. No. 19/19 Kansas (1/24/26) to go with 6 points on 3-of-6 shooting with a block and a steal in a season-best 26 minutes.
- ▶ Was solid all-around vs. Seton Hall (12/6/25) with 5 points, 7 rebounds, 3 blocks and 2 assists in 17 minutes.

LAST GAME (vs. West Virginia (3/3/26))

| MIN | PTS | REBS | ASTS | BLKS | STLS |
|-----|-----|------|------|------|------|
| 4 | 0 | 0 | 0 | 1 | 0 |

TOP PERFORMANCES

- ▶ Scored a season-high 12 points at No. 1/2 Arizona (1/7/26) in 17 minutes... It was his first career double-digit scoring game at K-State.
- ▶ Collected a season-high 11 rebounds vs. No. 19/19 Kansas (1/24/26) to go with 6 points, a steal and a block in a season-best 26 minutes.
- ▶ Scored 8 points vs. South Dakota (12/20/25) in 14 minutes.
- ▶ Posted 4 blocks in the win over Cal (11/13/25) to go with 2 points and 2 assists in 12 minutes of action.
- ▶ Had a season-high 7 boards with 3 blocks in 17 minutes vs. Seton Hall (12/6/25).
- ▶ Scored a career-high 15 points vs. Piazenza (3/8/25) while with Akern Libertas Livorno on 6-of-10 field goals.

BACKGROUND

- ▶ First-ever Italian-born basketball player at K-State... One of just 24 foreign-born players in school history and one of 7 from the European continent.
- ▶ Began career with Basket Perugia in the Italian Serie C in 2019-20, spending 2 seasons before moving to Sana Basketball Academy Siena in Serie C in 2022-23... Was promoted to Libertas 1947 Livorno in the Italian Serie B, helping them to the 2024 Italian Serie B Cup Finals and the Serie B Nazionale Group B Championship... Played for Akern Libertas Livorno in 2024-25.

2025-26 GAME-BY-GAME STATISTICS

| Date | Opponent | GS | MIN | FG | 3PT | FT | O | D | TR | PF | AST | TO | BLK | STL | PTS | +/- |
|---------|-----------------------|----|------|-----|-----|-----|---|---|----|----|-----|----|-----|-----|-----|-----|
| Nov. 4 | UNC GREENSBORO | | 3 | 0-1 | 0-0 | 0-2 | 1 | 0 | 1 | 1 | 0 | 0 | 1 | 0 | 0 | 0 |
| Nov. 8 | BELLARMINE | | 8 | 0-2 | 0-0 | 1-2 | 2 | 0 | 2 | 1 | 0 | 1 | 1 | 0 | 1 | 6 |
| Nov. 13 | CALIFORNIA | | 12 | 1-1 | 0-0 | 0-0 | 1 | 1 | 2 | 0 | 2 | 2 | 4 | 0 | 2 | 11 |
| Nov. 17 | TULSA | | 15 | 1-2 | 0-0 | 0-0 | 2 | 2 | 4 | 3 | 1 | 0 | 1 | 0 | 2 | -5 |
| Nov. 20 | vs. Mississippi State | | 11 | 1-3 | 0-1 | 0-0 | 1 | 2 | 3 | 1 | 0 | 1 | 1 | 0 | 2 | 4 |
| Nov. 21 | vs. Nebraska | | 3 | 0-0 | 0-0 | 0-0 | 0 | 0 | 0 | 0 | 0 | 0 | 0 | 0 | 0 | -4 |
| Nov. 25 | @Indiana | | 6 | 0-0 | 0-0 | 2-2 | 1 | 1 | 2 | 1 | 0 | 2 | 1 | 0 | 2 | -10 |
| Dec. 1 | BOWLING GREEN | | DNP | | | | | | | | | | | | | |
| Dec. 6 | SETON HALL | | 17 | 2-2 | 0-0 | 1-2 | 2 | 5 | 7 | 1 | 2 | 2 | 3 | 0 | 5 | 0 |
| Dec. 8 | MISSISSIPPI VALLEY | | 20 | 1-3 | 0-1 | 3-4 | 0 | 5 | 5 | 3 | 1 | 1 | 5 | 0 | 5 | 31 |
| Dec. 13 | @Creighton | | 11 | 1-3 | 0-0 | 3-3 | 2 | 3 | 5 | 2 | 1 | 1 | 0 | 0 | 5 | 3 |
| Dec. 20 | SOUTH DAKOTA | | 14 | 3-4 | 0-0 | 2-2 | 2 | 3 | 5 | 5 | 1 | 0 | 1 | 0 | 8 | 19 |
| Dec. 28 | ULM | | 13 | 3-4 | 0-1 | 1-3 | 1 | 2 | 3 | 1 | 0 | 1 | 1 | 0 | 7 | 8 |
| Jan. 3 | BYU* | | 15 | 0-2 | 0-0 | 0-2 | 1 | 0 | 1 | 3 | 3 | 1 | 0 | 1 | 0 | -5 |
| Jan. 7 | @Arizona* | | 17 | 5-7 | 2-2 | 0-0 | 1 | 1 | 2 | 5 | 0 | 1 | 3 | 1 | 12 | -14 |
| Jan. 10 | @Arizona State* | | 19 | 2-5 | 0-0 | 1-2 | 5 | 3 | 8 | 2 | 1 | 0 | 1 | 0 | 5 | -3 |
| Jan. 14 | UCF* | | 8 | 0-0 | 0-0 | 1-2 | 0 | 3 | 3 | 2 | 0 | 2 | 0 | 0 | 1 | -16 |
| Jan. 17 | @Oklahoma State* | | 21 | 2-4 | 0-1 | 0-0 | 1 | 6 | 7 | 1 | 1 | 2 | 2 | 1 | 4 | 0 |
| Jan. 20 | UTAH* | | * 14 | 0-2 | 0-1 | 0-0 | 0 | 1 | 1 | 3 | 0 | 0 | 1 | 0 | 0 | -12 |
| Jan. 24 | KANSAS* | | * 26 | 3-6 | 0-1 | 0-2 | 8 | 3 | 11 | 2 | 0 | 0 | 1 | 1 | 6 | -7 |
| Jan. 27 | @West Virginia* | | * 22 | 0-2 | 0-0 | 0-0 | 1 | 1 | 2 | 1 | 0 | 0 | 3 | 0 | 0 | -5 |
| Feb. 1 | IOWA STATE* | | * 23 | 3-3 | 0-0 | 0-0 | 1 | 1 | 2 | 3 | 0 | 3 | 1 | 1 | 6 | -12 |
| Feb. 7 | @TCU* | | 4 | 0-1 | 0-0 | 1-2 | 2 | 0 | 2 | 2 | 0 | 0 | 0 | 0 | 1 | 3 |
| Feb. 11 | CINCINNATI* | | 12 | 2-3 | 0-1 | 0-0 | 2 | 2 | 4 | 2 | 0 | 2 | 1 | 0 | 4 | -4 |
| Feb. 14 | @Houston* | | 14 | 2-4 | 0-1 | 0-0 | 2 | 2 | 4 | 5 | 1 | 1 | 2 | 0 | 4 | -4 |
| Feb. 17 | BAYLOR* | | 13 | 1-1 | 0-0 | 0-0 | 0 | 3 | 3 | 3 | 0 | 3 | 0 | 0 | 2 | 19 |
| Feb. 21 | @Texas Tech* | | 4 | 1-1 | 0-0 | 0-0 | 0 | 0 | 0 | 0 | 0 | 1 | 0 | 0 | 0 | -7 |
| Feb. 25 | @Colorado* | | DNP | | | | | | | | | | | | | |
| Feb. 28 | TCU* | | DNP | | | | | | | | | | | | | |
| Mar. 3 | WEST VIRGINIA* | | 4 | 0-1 | 0-1 | 0-0 | 0 | 0 | 0 | 1 | 0 | 1 | 1 | 0 | 0 | -2 |
| Mar. 7 | @Kansas* | | DNP | | | | | | | | | | | | | |

BUCA'S CAREER STATS

| YEAR | GP | GS | Min | Avg. | FGM | FGA | Pct. | 3FGM | 3FGA | Pct. | FTM | FTA | Pct. | Off | Def | Tot | Avg. | PF | Ast | TO | Blk | Stl | Pts | Avg. |
|---------------|-----------|----------|------------|-------------|-----------|-----------|-------------|----------|-----------|-------------|-----------|-----------|-------------|-----------|-----------|-----------|------------|-----------|-----------|-----------|-----------|----------|-----------|------------|
| *2024-25 | 43 | 12 | 717 | 16.7 | 101 | 166 | .608 | 0 | 0 | .000 | 39 | 79 | .494 | 72 | 158 | 230 | 5.3 | 111 | 7 | 68 | 53 | 9 | 241 | 5.6 |
| 2025-26 (Jr.) | 27 | 4 | 346 | 12.8 | 34 | 67 | .507 | 2 | 11 | .182 | 16 | 30 | .533 | 39 | 50 | 89 | 3.3 | 54 | 14 | 31 | 35 | 5 | 86 | 3.2 |
| Totals | 27 | 4 | 346 | 12.8 | 34 | 67 | .507 | 2 | 11 | .182 | 16 | 30 | .533 | 39 | 50 | 89 | 3.3 | 54 | 14 | 31 | 35 | 5 | 86 | 3.2 |

*played with several club teams, including Akern Libertas Livorno



23

W | SO-TR



STEPHEN OSEI

W | 6-10 | 200 | So.-TR | Toronto, Ontario | Salt Lake Academy | Casper College

X @stephenoseii | stephenoseii

SUPERLATIVES

| | FR | SO | JR | SR | CAR |
|-----------------|----|----|----|----|-----|
| 10+ Points | 15 | — | — | — | 15 |
| 15+ Points | 6 | — | — | — | 6 |
| 20+ Points | 3 | — | — | — | 3 |
| 5+ Rebounds | 22 | — | — | — | 22 |
| 10+ Rebounds | 8 | — | — | — | 8 |
| 3+ Assists | 2 | — | — | — | 2 |
| Multiple Steals | — | — | — | — | — |
| 2+ Blocks | — | — | — | — | — |
| Double-Doubles | 7 | — | — | — | 7 |

PERSONAL HIGHS

Points

Season 2 vs. Mississippi State (11/20/25)
 Career 23, twice
 Big 12 —

Field Goals Made

Season 1 vs. Mississippi State (11/20/25)
 Career 9, twice
 Big 12 —

Field Goals Attempted

Season 3 vs. Mississippi State (11/20/25)
 Career 12 vs. Yavapai (11/18/24)
 Big 12 —

3-Point Field Goals Made

Season —
 Career —
 Big 12 —

3-Point Field Goals Attempted

Season —
 Career —
 Big 12 —

Free Throws Made

Season —
 Career 7 vs. Lamar CC (11/11/25)
 Big 12 —

Free Throws Attempted

Season —
 Career 10 vs. Monroe College (11/7/24)
 Big 12 —

Rebounds

Season 2 vs. UNC Greensboro (11/4/25)
 Career 14 vs. Northeastern JC (11/16/24)
 Big 12 —

Assists

Season —
 Career 3, twice
 Big 12 —

Blocked Shots

Season —
 Career —
 Big 12 —

Steals

Season —
 Career 1, 4 times
 Big 12 —

Minutes

Season 5 vs. UNC Greensboro (11/20/25)
 Career 36 vs. Northeastern JC (11/16/24)
 Big 12 —

SEASON STATS

| PPG | RPG | BPG | FG% | 3FG% | FT% |
|-----|-----|-----|------|------|-----|
| 0.7 | 1.0 | 0.0 | 33.3 | — | — |

OSEI AT A GLANCE

- Has seen action in 3 games, including opener vs. UNC Greensboro (11/4/25).
- Scored his first points as a Wildcat with 2 points vs. Mississippi State (11/20/25) on 1-of-3 field goals.
- Played in 26 games with 25 starts at Casper College in Casper, Wyo., where he was a Fab 50 Freshman by *JUCORecruiting.com*.
- Scored in double figures in 15 of Casper's 26 games with three 20-point games.
- Collected 7 double-doubles, including a 20-point, 10-rebound performance vs. Yavapai College (23 points, 11 rebounds; 11/18/24).
- Prepped at Salt Lake Academy in Herriman, Utah from 2021-23 before spending a postgraduate season at the NBA Academy in San Luis Potosi, Mexico in 2023-24.

LAST GAME (vs. Indiana (11/25/25))

| MIN | PTS | REBS | ASTS | BLKS | STLS |
|-----|-----|------|------|------|------|
| 0+ | 0 | 0 | 0 | 0 | 0 |

TOP PERFORMANCES

- Scored a career-tying 23 points vs. Yavapai College (11/18/24) on 9-of-12 field goals and 5-of-7 free throws to go with 11 rebounds while at Casper.
- Tied his career-high with 23 points vs. Lamar Community College (11/11/25) on 8-of-9 field goals and 7-of-7 free throws while at Casper.

BACKGROUND

- Transferred to K-State in May 2025 after 1 season at Casper College in Casper, Wyo., where he played alongside **Abdi Bashir Jr's** twin brother **Abdul**.
- Has international experience, having played for the Canadian U17 and U16 National Teams at the 2021 FIBA U16 Americas Championship and 2022 FIBA U17 World Cup... He is the fifth Canadian-born player at K-State, joining **Justin Edwards**, **Kaosi Ezeagu**, **Juevol Myles** and **Rudi Williams**.

2025-26 GAME-BY-GAME STATISTICS

| Date | Opponent | GS | MIN | FG | 3PT | FT | O | D | TR | PF | AST | TO | BLK | STL | PTS | +/- |
|---------|-----------------------|----|-----|-----|-----|-----|---|---|----|----|-----|----|-----|-----|-----|-----|
| Nov. 4 | UNC GREENSBORO | | 5 | 0-0 | 0-0 | 0-0 | 1 | 1 | 2 | 1 | 0 | 3 | 0 | 0 | 0 | -7 |
| Nov. 8 | BELLARMINE | | DNP | | | | | | | | | | | | | |
| Nov. 13 | CALIFORNIA | | DNP | | | | | | | | | | | | | |
| Nov. 17 | TULSA | | DNP | | | | | | | | | | | | | |
| Nov. 20 | vs. Mississippi State | | 3 | 1-3 | 0-0 | 0-0 | 1 | 0 | 1 | 0 | 0 | 0 | 0 | 0 | 2 | -1 |
| Nov. 21 | vs. Nebraska | | DNP | | | | | | | | | | | | | |
| Nov. 25 | @Indiana | | 0+ | 0-0 | 0-0 | 0-0 | 0 | 0 | 0 | 0 | 0 | 0 | 0 | 0 | 0 | 3 |
| Dec. 1 | BOWLING GREEN | | DNP | | | | | | | | | | | | | |
| Dec. 6 | SETON HALL | | DNP | | | | | | | | | | | | | |
| Dec. 8 | MISSISSIPPI VALLEY | | DNP | | | | | | | | | | | | | |
| Dec. 13 | @Creighton | | DNP | | | | | | | | | | | | | |
| Dec. 20 | SOUTH DAKOTA | | DNP | | | | | | | | | | | | | |
| Dec. 28 | ULM | | DNP | | | | | | | | | | | | | |
| Jan. 3 | BYU* | | DNP | | | | | | | | | | | | | |
| Jan. 7 | @Arizona* | | DNP | | | | | | | | | | | | | |
| Jan. 10 | @Arizona State* | | DNP | | | | | | | | | | | | | |
| Jan. 14 | UCF* | | DNP | | | | | | | | | | | | | |
| Jan. 17 | @Oklahoma State* | | DNP | | | | | | | | | | | | | |
| Jan. 20 | UTAH* | | DNP | | | | | | | | | | | | | |
| Jan. 24 | KANSAS* | | DNP | | | | | | | | | | | | | |
| Jan. 27 | @West Virginia* | | DNP | | | | | | | | | | | | | |
| Feb. 1 | IOWA STATE* | | DNP | | | | | | | | | | | | | |
| Feb. 7 | @TCU* | | DNP | | | | | | | | | | | | | |
| Feb. 11 | CINCINNATI* | | DNP | | | | | | | | | | | | | |
| Feb. 14 | @Houston* | | DNP | | | | | | | | | | | | | |
| Feb. 17 | BAYLOR* | | DNP | | | | | | | | | | | | | |
| Feb. 21 | @Texas Tech* | | DNP | | | | | | | | | | | | | |
| Feb. 25 | @Colorado* | | DNP | | | | | | | | | | | | | |
| Feb. 28 | TCU* | | DNP | | | | | | | | | | | | | |
| Mar. 3 | WEST VIRGINIA* | | DNP | | | | | | | | | | | | | |
| Mar. 7 | @Kansas* | | DNP | | | | | | | | | | | | | |

OSEI'S CAREER STATS

| YEAR | GP | GS | Min | Avg. | FGM | FGA | Pct. | 3FGM | 3FGA | Pct. | FTM | FTA | Pct. | Off | Def | Tot | Avg. | PF | Ast | TO | Blk | Stl | Pts | Avg. |
|----------------|----------|----------|----------|------------|----------|----------|-------------|----------|----------|-------------|----------|----------|-------------|----------|----------|----------|------------|----------|----------|----------|----------|----------|----------|------------|
| *2024-25 (Fr.) | 26 | 25 | 550 | 21.2 | 113 | 177 | .638 | 0 | 0 | .000 | 59 | 86 | .686 | 75 | 108 | 183 | 7.0 | 49 | 20 | 27 | 28 | 4 | 285 | 11.0 |
| 2025-26 (So.) | 3 | 0 | 9 | 2.9 | 1 | 3 | .333 | 0 | 0 | .000 | 0 | 0 | .000 | 2 | 1 | 3 | 1.0 | 1 | 0 | 3 | 0 | 0 | 2 | 0.7 |
| Totals | 3 | 0 | 9 | 2.9 | 1 | 3 | .333 | 0 | 0 | .000 | 0 | 0 | .000 | 2 | 1 | 3 | 1.0 | 1 | 0 | 3 | 0 | 0 | 2 | 0.7 |

*played at Casper College



34

G | SR-TR



NATE JOHNSON

G | 6-3 | 215 | Sr.-TR | Liberty Township, Ohio | Lakota East | Akron

X @NateJohnson34 / Instagram loyalty.natejohnson

2024-25 MAC Player of the Year | MAC Defensive Player of the Year
2025 MAC Tournament MVP | 2025 Lou Henson Award finalist

SUPERLATIVES

| | FR | SO | JR | SR | CAR |
|-----------------|----|----|----|----|-----|
| 10+ Points | 5 | 9 | 26 | 21 | 61 |
| 15+ Points | — | 2 | 13 | 10 | 25 |
| 20+ Points | — | — | 6 | 4 | 10 |
| 30+ Points | — | — | 1 | 1 | 2 |
| 10+ Rebounds | — | — | 1 | 1 | 2 |
| 3+ Assists | 1 | 4 | 23 | 24 | 52 |
| Multiple Steals | 10 | 7 | 18 | 20 | 55 |
| 2+ Blocks | — | — | 6 | 1 | 7 |
| Double-Doubles | — | — | 1 | 2 | 3 |

PERSONAL HIGHS

- Points**
 - Season 33 vs. Baylor (2/17/26)
 - Career 33 vs. Baylor (2/17/26)
 - Big 12 33 vs. Baylor (2/17/26)
- Field Goals Made**
 - Season 11 vs. Baylor (2/17/26)
 - Career 12 vs. Toledo (1/14/25)
 - Big 12 11 vs. Baylor (2/17/26)
- Field Goals Attempted**
 - Season 16 vs. Baylor (2/17/26)
 - Career 23 vs. Toledo (1/14/25)
 - Big 12 16 vs. Baylor (2/17/26)
- 3-Point Field Goals Made**
 - Season 6 vs. UNC Greensboro (11/4/25)
 - Career 6 vs. UNC Greensboro (11/4/25)
 - Big 12 5 vs. Baylor (2/17/26)
- 3-Point Field Goals Attempted**
 - Season 9 at Oklahoma State (1/17/26)
 - Career 9 at Oklahoma State (1/17/26)
 - Big 12 9 at Oklahoma State (1/17/26)
- Free Throws Made**
 - Season 7, twice
 - Career 11 vs. Arizona (3/21/25)
 - Big 12 7, twice
- Free Throws Attempted**
 - Season 10 vs. West Virginia (3/3/26)
 - Career 12 vs. Arizona (3/21/25)
 - Big 12 10 vs. West Virginia (3/3/26)
- Rebounds**
 - Season 10 at Houston (2/14/26)
 - Career 10, twice
 - Big 12 10 at Houston (2/14/26)
- Assists**
 - Season 11 at TCU (2/7/26)
 - Career 11 at TCU (2/7/26)
 - Big 12 11 at TCU (2/7/26)
- Blocked Shots**
 - Season 2 at TCU (2/7/26)
 - Career 3 vs. Western Michigan (2/11/25)
 - Big 12 2 at TCU (2/7/26)
- Steals**
 - Season 6, twice
 - Career 6, twice
 - Big 12 6, twice
- Minutes**
 - Season 40 at Houston (2/14/26)
 - Career 40 at Houston (2/14/26)
 - Big 12 40 at Houston (2/14/26)

SEASON STATS

| PPG | RPG | APG | FG% | 3FG% | FT% |
|------|-----|-----|------|------|------|
| 12.5 | 5.0 | 4.6 | 44.6 | 39.6 | 84.6 |

JOHNSON AT A GLANCE

- Has started the first 31 games, averaging 32.6 minutes per game... Has now seen action in 123 career games, including 91 starts.
- Has scored in double figures in 21 games, including 4 games of 20 or more points... Had a career-high 33 points vs. Baylor (2/17/26), going 11-of-16 from the field, including 5-of-8 from 3-point range, and 6-of-6 from the line... Also had 20-point games vs. UNC Greensboro (11/4/25), Cal (11/13/25) and at No. 14/15 Kansas (3/7/26)... 12 times scored in double figures in Big 12 play.
- Has now scored in double figures in 61 games with 10 20-point games and 2 30-point games... Previous career-high of 31 points came vs. Toledo (3/14/25).
- First Wildcat and 7th Division I player to record a stat line of at least 30 points, 9 assists and 6 steals vs. Baylor (2/17/26).
- Posted highs in assists (11) and steals (6) to go with 13 points at TCU (2/7/26) to collect his first double-double of the year... Had a second double-double with 12 points and a game-high 10 rebounds at No. 3/3 Houston (2/14/26).
- Ranks 2nd on the team with 59 3-pointers, including 2 or more in 17 games.
- Leads the team in assists with 143, including 86 in the last 15 games... Dished out a career-high 11 at TCU (2/7/26)... Has 331 in his career.
- One of the active Division I leaders in steals with 193 in his career, averaging 1.5 per game... Team leader in steals with 70... Has at least 2 steals in 20 games.

LAST GAME (at 14/15 Kansas (3/7/26))

| MIN | PTS | REBS | ASTS | BLKS | STLS |
|-----|-----|------|------|------|------|
| 37 | 21 | 7 | 3 | 0 | 2 |

TOP PERFORMANCES

- Scored a career-high 33 points vs. Baylor (2/17/26) on 11-of-16 field goals, including 5-of-8 from 3-point range, and 6-of-6 from the line.
- Had a stat line of 16 points, 9 rebounds and 7 assists v. West Virginia (3/3/26).
- Tallied second career double-double at TCU (2/7/26), dishing out a career-high 11 assists to go with 13 points, 6 steals, 4 rebounds and 2 blocks.
- Posted his second 20-point game in Big 12 play with a team-tying 21 points at No. 14/15 Kansas (3/7/26) with 7 rebounds, 3 assists and 2 steals in 37 minutes.
- Scored a career-high 31 points in the Zips' win over Toledo in the semifinals of the MAC Tournament, connecting on 10-of-16 field goals and 8-of-8 free throws.
- Nearly had a triple-double in his first career game as Wildcat with a season-high 22 points to go with 9 rebounds and 9 assists in 31 minutes.

BACKGROUND

- Transferred to K-State in May 2025 after 3 seasons at Akron (2022-25), where he was part of 74 wins, 3 MAC Championships (1 regular season and 2 tournament titles) and 2 NCAA Tournament appearances (2024, 2025).
- Coming off a career year in 2024-25, becoming the first player in Akron history to be named both the MAC Player and Defensive Player of the Year in the same season and the first since Ball State's **Bonzi Wells** in 1998.

2025-26 GAME-BY-GAME STATISTICS

| Date | Opponent | GS | MIN | FG | 3PT | FT | O | D | TR | PF | AST | TO | BLK | STL | PTS | +/- |
|---------|-----------------------|----|-----|-------|-----|------|---|---|----|----|-----|----|-----|-----|-----|-----|
| Nov. 4 | UNC GREENSBORO | * | 31 | 8-11 | 6-7 | 0-0 | 1 | 8 | 9 | 3 | 9 | 1 | 0 | 2 | 22 | 47 |
| Nov. 8 | BELLARMINE | * | 35 | 3-7 | 1-3 | 2-2 | 1 | 6 | 7 | 2 | 4 | 2 | 1 | 2 | 9 | 21 |
| Nov. 13 | CALIFORNIA | * | 29 | 9-11 | 2-3 | 0-2 | 0 | 3 | 3 | 3 | 2 | 4 | 0 | 2 | 20 | 5 |
| Nov. 17 | TULSA | * | 35 | 2-7 | 1-4 | 0-0 | 3 | 6 | 9 | 4 | 4 | 1 | 0 | 1 | 5 | 0 |
| Nov. 20 | vs. Mississippi State | * | 29 | 6-11 | 2-5 | 0-0 | 1 | 3 | 4 | 3 | 4 | 2 | 0 | 2 | 14 | 11 |
| Nov. 21 | vs. Nebraska | * | 37 | 4-10 | 2-6 | 2-2 | 0 | 5 | 5 | 2 | 4 | 1 | 0 | 0 | 12 | -8 |
| Nov. 25 | @Indiana | * | 33 | 3-9 | 2-6 | 5-6 | 0 | 5 | 5 | 2 | 2 | 4 | 0 | 2 | 13 | -21 |
| Dec. 1 | BOWLING GREEN | * | 32 | 2-6 | 0-1 | 0-0 | 0 | 4 | 4 | 2 | 2 | 1 | 0 | 2 | 4 | -4 |
| Dec. 6 | SETON HALL | * | 32 | 4-10 | 1-6 | 2-2 | 3 | 4 | 7 | 3 | 0 | 3 | 0 | 0 | 11 | -17 |
| Dec. 8 | MISSISSIPPI VALLEY | * | 21 | 5-7 | 2-3 | 2-2 | 1 | 2 | 3 | 1 | 6 | 0 | 0 | 5 | 14 | 37 |
| Dec. 13 | @Creighton | * | 32 | 3-10 | 2-7 | 0-0 | 1 | 3 | 4 | 1 | 6 | 2 | 1 | 4 | 8 | 2 |
| Dec. 20 | SOUTH DAKOTA | * | 23 | 5-7 | 2-3 | 3-4 | 0 | 3 | 3 | 2 | 4 | 0 | 1 | 5 | 15 | 23 |
| Dec. 28 | ULM | * | 33 | 4-7 | 4-7 | 2-3 | 2 | 4 | 6 | 3 | 4 | 2 | 0 | 1 | 14 | 10 |
| Jan. 3 | BYU* | * | 31 | 0-5 | 0-3 | 0-0 | 0 | 3 | 3 | 3 | 1 | 4 | 0 | 3 | 0 | -3 |
| Jan. 7 | @Arizona* | * | 29 | 3-13 | 2-5 | 7-7 | 0 | 4 | 4 | 2 | 2 | 0 | 0 | 1 | 15 | -11 |
| Jan. 10 | @Arizona State* | * | 26 | 2-6 | 1-4 | 2-2 | 2 | 0 | 2 | 5 | 3 | 3 | 1 | 0 | 7 | -3 |
| Jan. 14 | UCF* | * | 30 | 2-9 | 1-7 | 2-2 | 0 | 6 | 6 | 4 | 10 | 1 | 1 | 3 | 7 | -2 |
| Jan. 17 | @Oklahoma State* | * | 28 | 5-13 | 4-8 | 0-0 | 0 | 4 | 4 | 3 | 5 | 3 | 0 | 0 | 14 | 2 |
| Jan. 20 | UTAH* | * | 35 | 5-9 | 3-5 | 4-4 | 1 | 4 | 5 | 0 | 6 | 2 | 0 | 0 | 17 | 13 |
| Jan. 24 | KANSAS* | * | 35 | 2-8 | 1-5 | 0-0 | 0 | 3 | 3 | 3 | 4 | 1 | 0 | 0 | 5 | -21 |
| Jan. 27 | @West Virginia* | * | 39 | 5-9 | 3-5 | 0-0 | 2 | 6 | 8 | 2 | 4 | 3 | 0 | 3 | 13 | -7 |
| Feb. 1 | IOWA STATE* | * | 32 | 4-10 | 0-3 | 0-0 | 1 | 0 | 1 | 0 | 5 | 2 | 0 | 3 | 8 | -30 |
| Feb. 7 | @TCU* | * | 37 | 5-11 | 1-6 | 2-3 | 1 | 3 | 4 | 1 | 11 | 2 | 2 | 6 | 13 | -10 |
| Feb. 11 | CINCINNATI* | * | 32 | 2-8 | 0-3 | 2-2 | 0 | 2 | 2 | 3 | 4 | 1 | 0 | 0 | 6 | -30 |
| Feb. 14 | @Houston* | * | 40 | 3-11 | 3-5 | 3-4 | 2 | 8 | 10 | 4 | 4 | 2 | 1 | 3 | 12 | -14 |
| Feb. 17 | BAYLOR* | * | 39 | 11-16 | 5-8 | 6-6 | 1 | 4 | 5 | 3 | 9 | 6 | 0 | 6 | 33 | 19 |
| Feb. 21 | @Texas Tech* | * | 34 | 5-10 | 1-2 | 4-6 | 1 | 3 | 4 | 3 | 2 | 1 | 0 | 0 | 15 | -18 |
| Feb. 25 | @Colorado* | * | 33 | 3-9 | 0-5 | 4-4 | 0 | 3 | 3 | 1 | 3 | 7 | 0 | 3 | 10 | -9 |
| Feb. 28 | TCU* | * | 38 | 6-12 | 4-7 | 0-0 | 0 | 5 | 5 | 1 | 9 | 6 | 0 | 3 | 16 | -13 |
| Mar. 3 | WEST VIRGINIA* | * | 38 | 4-9 | 1-2 | 7-10 | 1 | 8 | 9 | 2 | 7 | 5 | 0 | 5 | 16 | 6 |
| Mar. 7 | @Kansas* | * | 37 | 7-15 | 2-5 | 5-5 | 0 | 7 | 7 | 1 | 3 | 3 | 2 | 0 | 21 | -16 |

JOHNSON'S CAREER STATS

| YEAR | GP | GS | Min | Avg. | FGM | FGA | Pct. | 3FGM | 3FGA | Pct. | FTM | FTA | Pct. | Off | Def | Tot | Avg. | PF | Ast | TO | Blk | Stl | Pts | Avg. |
|----------------|------------|-----------|-------------|-------------|------------|-------------|-------------|------------|------------|-------------|------------|------------|-------------|------------|------------|------------|------------|------------|------------|------------|-----------|------------|-------------|------------|
| *2022-23 (Fr.) | 33 | 5 | 653 | 19.8 | 58 | 115 | .504 | 21 | 50 | .420 | 10 | 15 | .667 | 29 | 67 | 96 | 2.9 | 55 | 28 | 33 | 1 | 34 | 147 | 4.5 |
| *2023-24 (So.) | 24 | 21 | 567 | 23.6 | 68 | 157 | .433 | 19 | 60 | .317 | 21 | 28 | .750 | 19 | 59 | 78 | 3.3 | 52 | 39 | 22 | 2 | 28 | 176 | 7.3 |
| *2024-25 (Jr.) | 35 | 34 | 1052 | 30.1 | 169 | 385 | .439 | 37 | 123 | .301 | 114 | 142 | .803 | 35 | 136 | 171 | 4.9 | 72 | 120 | 63 | 18 | 61 | 489 | 14.0 |
| 2025-26 (Sr.) | 31 | 31 | 1012 | 32.6 | 132 | 296 | .446 | 59 | 149 | .396 | 66 | 78 | .846 | 25 | 129 | 154 | 5.0 | 72 | 143 | 75 | 7 | 70 | 389 | 12.5 |
| Totals | 123 | 91 | 3296 | 26.8 | 427 | .953 | .448 | 136 | 382 | .356 | 211 | 263 | .802 | 108 | 391 | 499 | 4.1 | 251 | 331 | 193 | 28 | 193 | 1201 | 9.8 |



*at Akron

47

W | FR.-FY



ANDREJ KOSTIC

W | 6-6 | 210 | Fr.-FY | Belgrade, Serbia | Crvena zvezda Meridian bet Beograd

[@andrekostic](#)

SUPERLATIVES

| | FR | SO | JR | SR | CAR |
|-----------------|----|----|----|----|-----|
| 10+ Points | 3 | — | — | — | 3 |
| 15+ Points | — | — | — | — | — |
| 20+ Points | — | — | — | — | — |
| 2+ 3FGM | 8 | — | — | — | 8 |
| 5+ Rebounds | 1 | — | — | — | 1 |
| 3+ Assists | 2 | — | — | — | 2 |
| Multiple Steals | 1 | — | — | — | 1 |
| 2+ Blocks | — | — | — | — | — |
| Double-Doubles | — | — | — | — | — |

PERSONAL HIGHS

- Points**
 - Season 12 vs. Kansas (1/24/26)
 - Career 39 vs. Joker S (2/8/25)
 - Big 12 12 vs. Kansas (1/24/26)
- Field Goals Made**
 - Season 4 vs. Kansas (1/24/26)
 - Career 13 vs. Joker S (2/8/25)
 - Big 12 4 vs. Kansas (1/24/26)
- Field Goals Attempted**
 - Season 9 at Colorado (2/25/26)
 - Career 20 vs. Joker S (2/8/25)
 - Big 12 9 at Colorado (2/25/26)
- 3-Point Field Goals Made**
 - Season 4 vs. Kansas (1/24/26)
 - Career 8 vs. Joker S (2/8/25)
 - Big 12 4 vs. Kansas (1/24/26)
- 3-Point Field Goals Attempted**
 - Season 8 at Colorado (2/25/26)
 - Career 14 vs. Joker S (2/8/25)
 - Big 12 8 at Colorado (2/25/26)
- Free Throws Made**
 - Season 3 vs. UNC Greensboro (11/4/25)
 - Career 10 vs. Zlatibor (3/29/25)
 - Big 12 2, twice
- Free Throws Attempted**
 - Season 4 vs. UNC Greensboro (11/4/25)
 - Career 12 vs. Zlatibor (3/29/25)
 - Big 12 2, twice
- Rebounds**
 - Season 5 vs. UNC Greensboro (11/4/25)
 - Career 10 vs. Sloga KR (3/17/24)
 - Big 12 4 vs. Kansas (1/24/26)
- Assists**
 - Season 3, twice
 - Career 8 vs. Sloga KR (3/17/24)
 - Big 12 2, twice
- Blocked Shots**
 - Season 1, twice
 - Career 3 vs. Joker S. (2/8/25)
 - Big 12 1 at Arizona (1/7/26)
- Steals**
 - Season 3 vs. Iowa State (2/1/26)
 - Career 5 vs. NGT Belgrade (3/2/24)
 - Big 12 3 vs. Iowa State (2/1/26)
- Minutes**
 - Season 27 vs. Iowa State (2/1/26)
 - Career 36, twice
 - Big 12 27 vs. Iowa State (2/1/26)

SEASON STATS

| PPG | RPG | APG | FG% | 3FG% | FT% |
|-----|-----|-----|------|------|------|
| 5.4 | 1.7 | 1.0 | 38.2 | 38.5 | 76.9 |

KOSTIC AT A GLANCE

- Has come off the bench in 22 games, averaging 13.6 minutes per game... Played a season-high 27 minutes vs. No. 8/9 Iowa State (2/1/26).
- Had missed 3 games due to an injury in practice before returning to play 12 minutes in the win over Baylor (2/17/26)... Has played in each of the last 6 games, where he is averaging 16.2 minutes per game.
- Has scored in 19 games, including a season-high 12 points vs. No. 19/19 Kansas (1/24/26), which came on a season-high 4 made 3-pointers... Scored 11 points in the rematch vs. the Jayhawks, knocking down 3 triples... Also posted 10 points at Colorado (2/25/26) and 8 points vs. No. 8/9 Iowa State (2/1/26), at No. 13/13 Texas Tech (2/21/26) and vs. West Virginia (3/3/26).
- Has gone 23-of-51 from 3-point range in the last 10 games after going 7-of-27 in the first 12 games played this season... Had a season-high 4 3-pointers vs. No. 19/19 Kansas (1/24/26) then had 3 triples at Colorado (2/25/26) and in the rematch with Kansas (3/7/26).
- Has 30 made 3-pointers on the season, which ranks 5th on the team.
- Grabbed a season-high 5 rebounds vs. UNC Greensboro (11/4/25).
- Snagged a season-best 3 steals vs. No. 8/9 Iowa State (2/1/26).
- Twice dished out a season-high 3 assists (vs. Mississippi Valley, ULM).

LAST GAME (at 14/15 Kansas (3/7/26))

| MIN | PTS | REBS | ASTS | BLKS | STLS |
|-----|-----|------|------|------|------|
| 18 | 11 | 3 | 0 | 0 | 0 |

TOP PERFORMANCES

- Scored a career-high 39 points vs. Joker S. (2/8/25) while with Crvena zvezda Meridian on 13-of-20 field goals, including 8-of-14 from 3-point range.
- Posted double-figure points for the first time this season with 12 points vs. No. 19/19 Kansas (1/24/26) on 4-of-7 shooting, all from 3-point range.
- Scored double figures (11 points) for the second time at 14/15 Kansas (3/7/26).
- Turned in his second double-digit scoring game with 10 points at Colorado (2/25/26) on 3-of-9 field goals, including 3-of-8 from 3-point range.
- Tallied 8 points, a season-best 3 steals and 2 rebounds vs. No. 8/9 Iowa State (2/1/26) in a season-high 27 minutes.
- Scored 9 points in the opener vs. UNC Greensboro (11/4/25).

BACKGROUND

- Kostic is the first-ever Serbian-born basketball player at K-State... One of just 24 foreign-born players in school history, and one of 7 players from Europe.
- A member of the Serbian U18 and U19 National Teams, winning the gold medal at the 2023 European U18 Championship and a silver medal at the 2024 European U18 Championship... Played on Serbia's U19 National Team at the 2025 U19 World Cup, helping the team to 3 straight wins to end the tournament.

2025-26 GAME-BY-GAME STATISTICS

| Date | Opponent | GS | MIN | FG | 3PT | FT | O | D | TR | PF | AST | TO | BLK | STL | PTS | +/- |
|---------|-----------------------|----|-----|-----|-----|-----|---|---|----|----|-----|----|-----|-----|-----|-----|
| Nov. 4 | UNC GREENSBORO | | 17 | 2-7 | 2-4 | 3-4 | 2 | 3 | 5 | 0 | 0 | 4 | 0 | 0 | 9 | 9 |
| Nov. 8 | BELLARMINE | | 9 | 1-2 | 1-1 | 0-0 | 1 | 0 | 1 | 2 | 1 | 0 | 0 | 0 | 3 | -1 |
| Nov. 13 | CALIFORNIA | | 9 | 2-4 | 0-2 | 0-0 | 1 | 0 | 1 | 0 | 0 | 1 | 1 | 1 | 4 | 8 |
| Nov. 17 | TULSA | | 10 | 2-5 | 1-3 | 0-0 | 0 | 2 | 2 | 0 | 2 | 0 | 0 | 0 | 5 | -1 |
| Nov. 20 | vs. Mississippi State | | 16 | 2-6 | 2-5 | 1-1 | 1 | 1 | 2 | 1 | 2 | 0 | 0 | 0 | 7 | 8 |
| Nov. 21 | vs. Nebraska | | 2 | 0-2 | 0-2 | 0-0 | 0 | 0 | 0 | 0 | 0 | 0 | 0 | 0 | 0 | -3 |
| Nov. 25 | @Indiana | | 10 | 1-2 | 0-0 | 0-0 | 2 | 0 | 2 | 2 | 1 | 1 | 0 | 0 | 2 | 8 |
| Dec. 1 | BOWLING GREEN | | DNP | | | | | | | | | | | | | |
| Dec. 6 | SETON HALL | | DNP | | | | | | | | | | | | | |
| Dec. 8 | MISSISSIPPI VALLEY | | 12 | 1-4 | 0-3 | 0-0 | 2 | 2 | 4 | 2 | 3 | 1 | 0 | 1 | 2 | 12 |
| Dec. 13 | @Creighton | | DNP | | | | | | | | | | | | | |
| Dec. 20 | SOUTH DAKOTA | | 14 | 2-5 | 1-3 | 0-0 | 0 | 1 | 1 | 3 | 2 | 0 | 0 | 1 | 5 | -2 |
| Dec. 28 | ULM | | 8 | 1-4 | 0-2 | 0-0 | 1 | 2 | 3 | 1 | 3 | 1 | 0 | 0 | 2 | 1 |
| Jan. 3 | BYU* | | DNP | | | | | | | | | | | | | |
| Jan. 7 | @Arizona* | | 15 | 0-2 | 0-1 | 0-0 | 0 | 0 | 0 | 1 | 2 | 1 | 1 | 0 | 0 | -10 |
| Jan. 10 | @Arizona State* | | 1 | 0-2 | 0-1 | 0-0 | 0 | 0 | 0 | 0 | 0 | 0 | 0 | 0 | 0 | 1 |
| Jan. 14 | UCF* | | DNP | | | | | | | | | | | | | |
| Jan. 17 | @Oklahoma State* | | DNP | | | | | | | | | | | | | |
| Jan. 20 | UTAH* | | 14 | 2-4 | 2-3 | 0-0 | 0 | 2 | 2 | 1 | 2 | 0 | 0 | 0 | 0 | -5 |
| Jan. 24 | KANSAS* | | 23 | 4-7 | 4-7 | 0-0 | 0 | 4 | 4 | 1 | 0 | 1 | 0 | 1 | 12 | -12 |
| Jan. 27 | @West Virginia* | | 19 | 1-5 | 1-5 | 0-0 | 2 | 2 | 2 | 2 | 1 | 1 | 0 | 0 | 3 | 9 |
| Feb. 1 | IOWA STATE* | | 27 | 2-7 | 2-6 | 2-2 | 0 | 2 | 2 | 4 | 1 | 1 | 0 | 3 | 8 | -14 |
| Feb. 7 | @TCU* | | DNP | | | | | | | | | | | | | |
| Feb. 11 | CINCINNATI* | | DNP | | | | | | | | | | | | | |
| Feb. 14 | @Houston* | | DNP | | | | | | | | | | | | | |
| Feb. 17 | BAYLOR* | | 12 | 2-5 | 2-4 | 1-2 | 0 | 0 | 0 | 2 | 1 | 1 | 0 | 0 | 7 | 6 |
| Feb. 21 | @Texas Tech* | | 19 | 3-5 | 2-4 | 0-0 | 0 | 0 | 0 | 0 | 0 | 2 | 0 | 1 | 8 | -18 |
| Feb. 25 | @Colorado* | | 17 | 3-9 | 3-8 | 1-2 | 0 | 0 | 0 | 2 | 0 | 1 | 0 | 0 | 10 | -11 |
| Feb. 28 | TCU* | | 14 | 2-5 | 2-5 | 0-0 | 0 | 2 | 2 | 2 | 0 | 3 | 0 | 0 | 6 | -8 |
| Mar. 3 | WEST VIRGINIA* | | 17 | 3-6 | 2-5 | 0-0 | 0 | 2 | 2 | 3 | 0 | 1 | 0 | 0 | 6 | 8 |
| Mar. 7 | @Kansas* | | 18 | 3-4 | 3-4 | 2-2 | 0 | 3 | 3 | 0 | 0 | 0 | 0 | 0 | 11 | -5 |

KOSTIC'S CAREER STATS

| YEAR | GP | GS | Min | Avg. | FGM | FGA | Pct. | 3FGM | 3FGA | Pct. | FTM | FTA | Pct. | Off | Def | Tot | Avg. | PF | Ast | TO | Blk | Stl | Pts | Avg. |
|------------------|-----------|----------|------------|-------------|-----------|------------|-------------|-----------|-----------|-------------|-----------|-----------|-------------|-----------|-----------|-----------|------------|-----------|-----------|-----------|----------|----------|------------|------------|
| 2022-23 (Age 15) | 3 | 0 | 41 | 13.5 | 5 | 12 | .417 | 3 | 9 | .333 | 0 | 0 | .000 | 3 | 6 | 9 | 3.0 | 8 | 4 | 2 | 0 | 1 | 13 | 4.3 |
| 2023-24 (Age 16) | 10 | 7 | 237 | 23.7 | 57 | 123 | .463 | 16 | 60 | .267 | 36 | 49 | .735 | 8 | 38 | 46 | 4.6 | 19 | 6 | 24 | 1 | 18 | 166 | 16.6 |
| 2024-25 (Age 17) | 41 | 8 | 917 | 22.4 | 180 | 415 | .434 | 91 | 249 | .365 | 114 | 149 | .765 | 4 | 98 | 102 | 2.5 | 62 | 105 | 97 | 8 | 24 | 565 | 13.8 |
| 2025-26 (Fr.) | 22 | 0 | 300 | 13.6 | 39 | 102 | .382 | 30 | 78 | .385 | 10 | 13 | .769 | 10 | 28 | 38 | 1.7 | 29 | 21 | 20 | 2 | 8 | 118 | 5.4 |
| Totals | 22 | 0 | 300 | 13.6 | 39 | 102 | .382 | 30 | 78 | .385 | 10 | 13 | .769 | 10 | 28 | 38 | 1.7 | 29 | 21 | 20 | 2 | 8 | 118 | 5.4 |

*played with several club teams, including Crvena zvezda Meridian bet Beograd



K-STATE BROADCAST NOTES

**2025-26
Record/Conf:**
12-19/3-15 Big 12

National Rankings:
nr / AP
nr / Coaches

Last Game:
Lost at 14/15 Kansas,
85-104
March 7, 2026

Next Game:
March 10, 2026
vs. BYU

**Interim
Head Coach:**
Matthew Driscoll
(Slippery Rock '92)
KS: 2-4 / 1st
CAR: 276-345 / 21st

Assistants
Jareem Dowling
Rodney Perry
Anthony Winchester
Bill Peterson

**2025-26
Schedule**

@Missouri, L 91-100
Newman, W 112-90^A
UNC, W 93-64
Bellarmine, W 98-71
California, W 99-96
Tulsa, W 84-83

vs. Miss. St., W 98-77
vs. Nebraska, L 85-86
@Indiana, W 86-69

Bowling Green, L 66-82
Seton Hall, L 67-78
Miss. Valley, W 108-49

@Creighton, W 83-76
South Dakota, W 106-76
ULM, W 94-85

BYU*, L 73-83
@Arizona*, L 76-101
@Arizona State*, L 84-87

UCF*, L 73-82
@Okla. State*, L 83-84
Utah*, W 81-78

Kansas*, L 62-86
@West Virginia*, L 54-59
Iowa State*, L 61-95

@TCU*, L 82-84
Cincinnati*, L 62-91
@Houston*, L 64-78
Baylor*, W 90-76

@Texas Tech*, L 72-100
@Colorado*, L 70-79
TCU*, L 68-77

West Virginia, W 65-63
@Kansas*, L 85-104
vs. BYU

^A exhibition
*Big 12



**ELIAS
RAPIQUE**
uh-LEE-us RUH-pee-ECK
W / Jr. / 6-9 / 225
Berlin, Germany
[ALBA Berlin]



**ABDI
BASHIR JR.**
OBB-dee BUH-sheer
G / Jr. / 6-7 / 175
Omaha, Neb.
[Monmouth]



**EXAVIER
WILSON**
G / Fr. / 6-1 / 170
Columbia, Mo.
[Father Tolton Catholic]



**C.J.
JONES**
G / Jr. / 6-5 / 195
East St. Louis, Ill.
[UIC]



**P.J.
HAGGERTY**
WOODEN AWARD LIST
G / Jr. / 6-4 / 195
Crosby, Texas
[Memphis]



**MARCUS
JOHNSON**
W / Sr. / 6-7 / 265
Akron, Ohio
[Bowling Green]



**DAVID
CASTILLO**
G / So. / 6-1 / 180
Bartlesville, Okla.
[Sunrise Christian]



**MOBI
IKEGWURUKA**
EE-kay-gah-roo-KAY
G / Jr. / 6-6 / 220
Galway, Ireland
[Ellsworth CC]



**TAJ
MANNING**
W / Jr. / 6-7 / 230
Grandview, Mo.
[La Lumiere [Ind.]]



**KHAMARI
McGriff**
Kuh-MAR-ee
W / Sr. / 6-9 / 230
Tallahassee, Fla.
[UNC Wilmington]



**DORIN
BUCA**
DOOR-reen BOO-cah
C / Jr. / 7-2 / 254
Perugia, Italy
[Akern Libertas Livorno]



**STEPHEN
OSEI**
OH-say
W / So. / 6-10 / 200
Toronto, Ontario
[Casper College [Wyo.]]



**NATE
JOHNSON**
G / Sr. / 6-3 / 215
Liberty Township, Ohio
[Akron]



**ANDREJ
KOSTIC**
ANDRE (j is silent) COS-titch
W / Fr. / 6-6 / 210
Belgrade, Serbia
[Crvena zvezda Me]

| SEASON / CAREER STATS | | | | | | | | |
|-----------------------|-------|-----|-----|-----|-----|------|------|------|
| GP/GS | PPG | RPG | APG | SPG | FG% | 3FG% | FT% | |
| '24-25 | 62/11 | 5.7 | 2.8 | 1.6 | 0.9 | 43.3 | 26.7 | 61.5 |
| Season | 19/12 | 3.8 | 2.5 | 1.5 | 0.7 | 45.2 | 40.0 | 35.3 |
| Big 12 | — | — | — | — | — | — | — | — |
| Career | 19/12 | 3.8 | 2.5 | 1.5 | 0.7 | 45.2 | 40.0 | 35.3 |

| SEASON / CAREER STATS | | | | | | | | |
|-----------------------|-------|------|-----|-----|-----|------|------|------|
| GP/GS | PPG | RPG | APG | SPG | FG% | 3FG% | FT% | |
| '24-25 | 33/32 | 20.1 | 2.6 | 2.2 | 0.5 | 37.7 | 38.3 | 86.8 |
| Season | 18/18 | 13.2 | 2.2 | 2.3 | 0.5 | 42.1 | 44.4 | 68.8 |
| Big 12 | — | — | — | — | — | — | — | — |
| Career | 84/50 | 13.2 | 1.9 | 1.5 | 0.4 | 38.6 | 39.9 | 83.8 |

| SEASON / CAREER STATS | | | | | | | | |
|-----------------------|-----|-----|-----|-----|-----|------|-----|---|
| GP/GS | PPG | RPG | APG | SPG | FG% | 3FG% | FT% | |
| '24-25 | — | — | — | — | — | — | — | — |
| Season | — | — | — | — | — | — | — | — |
| Big 12 | — | — | — | — | — | — | — | — |
| Career | — | — | — | — | — | — | — | — |

| SEASON / CAREER STATS | | | | | | | | |
|-----------------------|--------|------|-----|-----|-----|------|------|------|
| GP/GS | PPG | RPG | APG | SPG | FG% | 3FG% | FT% | |
| '24-25 | 33/32 | 20.1 | 2.6 | 2.2 | 0.5 | 40.7 | 30.9 | 67.4 |
| Season | 30/1 | 3.4 | 1.8 | 1.2 | 0.6 | 29.6 | 21.2 | 83.3 |
| Big 12 | — | — | — | — | — | — | — | — |
| Career | 125/60 | 6.8 | 2.2 | 2.4 | 0.7 | 38.2 | 31.4 | 66.7 |

| SEASON / CAREER STATS | | | | | | | | |
|-----------------------|--------|------|-----|-----|-----|------|------|------|
| GP/GS | PPG | RPG | APG | SPG | FG% | 3FG% | FT% | |
| '24-25 | 35/35 | 21.7 | 5.8 | 3.7 | 1.8 | 47.6 | 36.4 | 81.8 |
| Season | 30/30 | 23.3 | 5.3 | 3.9 | 1.2 | 49.3 | 34.5 | 69.4 |
| Big 12 | — | — | — | — | — | — | — | — |
| Career | 102/96 | 20.9 | 5.3 | 3.6 | 1.6 | 48.7 | 33.7 | 76.7 |

| SEASON / CAREER STATS | | | | | | | | |
|-----------------------|--------|------|-----|-----|-----|------|------|------|
| GP/GS | PPG | RPG | APG | SPG | FG% | 3FG% | FT% | |
| '24-25 | 32/32 | 16.2 | 5.0 | 1.8 | 0.9 | 43.0 | 39.4 | 89.8 |
| Season | 13/0 | 2.0 | 1.2 | 0.5 | 0.0 | 26.7 | 29.6 | 66.7 |
| Big 12 | — | — | — | — | — | — | — | — |
| Career | 101/86 | 16.4 | 5.7 | 2.0 | 1.1 | 45.8 | 40.5 | 87.0 |

| SEASON / CAREER STATS | | | | | | | | |
|-----------------------|-------|------|-----|-----|-----|------|------|------|
| GP/GS | PPG | RPG | APG | SPG | FG% | 3FG% | FT% | |
| '24-25 | 32/2 | 2.4 | 0.6 | 0.8 | 0.4 | 22.1 | 25.4 | 88.0 |
| Season | 31/15 | 10.5 | 2.0 | 1.8 | 0.4 | 40.1 | 35.4 | 81.3 |
| Big 12 | — | — | — | — | — | — | — | — |
| Career | 63/17 | 6.4 | 1.3 | 1.3 | 0.4 | 35.9 | 32.4 | 83.6 |

| SEASON / CAREER STATS | | | | | | | | |
|-----------------------|------|-----|-----|-----|-----|------|-----|------|
| GP/GS | PPG | RPG | APG | SPG | FG% | 3FG% | FT% | |
| '24-25 | 24/0 | 2.1 | 2.4 | 0.1 | 0.6 | 60.0 | — | 52.9 |
| Season | 10/1 | 1.9 | 2.0 | 0.4 | 0.8 | 57.1 | — | 50.0 |
| Big 12 | — | — | — | — | — | — | — | — |
| Career | 34/1 | 2.1 | 2.3 | 0.2 | 0.6 | 59.2 | — | 52.2 |

| SEASON / CAREER STATS | | | | | | | | |
|-----------------------|-------|-----|-----|-----|-----|------|------|------|
| GP/GS | PPG | RPG | APG | SPG | FG% | 3FG% | FT% | |
| '24-25 | 8/0 | 0.8 | 0.8 | 0.0 | 0.1 | 50.0 | 50.0 | — |
| Season | 29/16 | 4.2 | 5.1 | 1.0 | 0.7 | 48.5 | 15.4 | 69.7 |
| Big 12 | — | — | — | — | — | — | — | — |
| Career | 51/17 | 2.8 | 3.3 | 0.6 | 0.5 | 49.5 | 21.2 | 65.0 |

| SEASON / CAREER STATS | | | | | | | | |
|-----------------------|--------|------|-----|-----|-----|------|------|------|
| GP/GS | PPG | RPG | APG | BPG | FG% | 3FG% | FT% | |
| '24-25 | 34/12 | 11.5 | 4.0 | 0.7 | 0.4 | 65.1 | 66.7 | 69.3 |
| Season | 27/27 | 9.6 | 4.4 | 1.0 | 1.1 | 67.3 | 20.0 | 69.1 |
| Big 12 | — | — | — | — | — | — | — | — |
| Career | 112/69 | 7.1 | 3.4 | 0.6 | 0.9 | 67.7 | 37.5 | 68.0 |

| SEASON / CAREER STATS | | | | | | | | |
|-----------------------|-------|-----|-----|-----|-----|------|------|------|
| GP/GS | PPG | RPG | APG | BPG | FG% | 3FG% | FT% | |
| '24-25 | 43/12 | 5.6 | 5.3 | 0.2 | 1.2 | 60.8 | — | 49.4 |
| Season | 27/4 | 3.2 | 3.3 | 0.5 | 1.3 | 50.7 | 18.2 | 53.3 |
| Big 12 | — | — | — | — | — | — | — | — |
| Career | 27/4 | 3.2 | 3.3 | 0.5 | 1.3 | 50.7 | 18.2 | 53.3 |

| SEASON / CAREER STATS | | | | | | | | |
|-----------------------|-------|------|-----|-----|-----|------|-----|------|
| GP/GS | PPG | RPG | APG | SPG | FG% | 3FG% | FT% | |
| '24-25 | 26/25 | 11.0 | 7.0 | 0.8 | 0.2 | 63.8 | — | 68.6 |
| Season | 3/0 | 0.7 | 1.0 | 0.0 | 0.0 | 33.3 | — | — |
| Big 12 | — | — | — | — | — | — | — | — |
| Career | 3/0 | 0.7 | 1.0 | 0.0 | 0.0 | 33.3 | — | — |

| SEASON / CAREER STATS | | | | | | | | |
|-----------------------|--------|------|-----|-----|-----|------|------|------|
| GP/GS | PPG | RPG | APG | SPG | FG% | 3FG% | FT% | |
| '24-25 | 35/34 | 14.0 | 4.9 | 3.4 | 1.7 | 43.9 | 30.1 | 80.3 |
| Season | 31/31 | 12.5 | 5.0 | 4.6 | 2.3 | 44.6 | 39.6 | 84.6 |
| Big 12 | — | — | — | — | — | — | — | — |
| Career | 123/91 | 9.8 | 4.1 | 2.7 | 1.6 | 44.8 | 35.6 | 80.2 |

| SEASON / CAREER STATS | | | | | | | | |
|-----------------------|------|------|-----|-----|-----|------|------|------|
| GP/GS | PPG | RPG | APG | SPG | FG% | 3FG% | FT% | |
| '24-25 | 41/8 | 13.8 | 2.5 | 2.6 | 0.6 | 43.4 | 36.5 | 76.5 |
| Season | 22/0 | 5.4 | 1.7 | 1.0 | 0.4 | 38.2 | 38.5 | 76.9 |
| Big 12 | — | — | — | — | — | — | — | — |
| Career | 22/0 | 5.4 | 1.7 | 1.0 | 0.4 | 38.2 | 38.5 | 76.9 |

| CAREER-HIGHS | |
|--------------|-------|
| PTS | 27 |
| REB | 12 |
| AST | 11 |
| STL | twice |
| MIN | 36 |

| CAREER-HIGHS | |
|--------------|----|
| PTS | 38 |
| REB | 6 |
| AST | 7 |
| STL | 3 |
| MIN | 48 |

| CAREER-HIGHS | |
|--------------|---|
| PTS | — |
| REB | — |
| AST | — |
| STL | — |
| MIN | — |

| CAREER-HIGHS | |
|--------------|----|
| PTS | 25 |
| REB | 7 |
| AST | 14 |
| STL | 5 |
| MIN | 47 |

| CAREER-HIGHS | |
|--------------|----|
| PTS | 42 |
| REB | 10 |
| AST | 11 |
| STL | 7 |
| MIN | 44 |

| CAREER-HIGHS | |
|--------------|----|
| PTS | 34 |
| REB | 15 |
| AST | 9 |
| STL | 4 |
| MIN | 44 |

| CAREER-HIGHS | |
|--------------|----|
| PTS | 22 |
| REB | 5 |
| AST | 5 |
| STL | 3 |
| MIN | 40 |

| CAREER-HIGHS | |
|--------------|-------|
| PTS | 8 |
| REB | 7 |
| AST | 2 |
| STL | twice |
| MIN | 34 |

| CAREER-HIGHS | |
|--------------|-------|
| PTS | 10 |
| REB | 10 |
| AST | 4 |
| STL | twice |
| MIN | 35 |

| CAREER-HIGHS | |
|--------------|----|
| PTS | 34 |
| REB | 12 |
| AST | 3 |
| BLK | 4 |
| MIN | 33 |

| CAREER-HIGHS | |
|--------------|-------|
| PTS | 15 |
| REB | twice |
| AST | 3 |
| BLK | twice |
| MIN | 33 |

| CAREER-HIGHS | |
|--------------|-------|
| PTS | 23 |
| REB | 14 |
| AST | twice |
| STL | 4 |
| MIN | 36 |

| CAREER-HIGHS | |
|--------------|----|
| PTS | 33 |
| REB | 10 |
| AST | 11 |
| STL | 6 |
| MIN | 40 |

| CAREER-HIGHS | |
|--------------|----|
| PTS | 39 |
| REB | 10 |
| AST | 8 |
| STL | 5 |
| MIN | 36 |

QUICK NOTES
LAST: 0 points (0-2 FG, 0-2 3FG, 0-0 FT), 2 asts, 1 reb in 6 mins at 14/15 Kansas (3/7/26)
► Returned vs. Colorado (2/25/26) after missing the last 11 games due to injury.
► One of 5 international players on the roster and the first German-born Wildcat.
► Grew up with the ALBA Berlin club, making his debut at the age of 17 in 2021-22.
► Played in 53 games with ALBA in 2024-25 between Euroleague and the BBL.

QUICK NOTES
LAST: 15 points (5-14 FG, 5-11 3FG, 0-0 FT), 2 rebs, 1 stl in 34 mins at Okla. St. (1/17/26)
► Transfer from Monmouth, where he played in 66 games with 32 starts.
► One of the top scorers in 2024-25, leading the CAA and 16th nationally at 20.1 ppg.
► A big threat from 3-point range in 2024-25, leading the NCAA in 3-pt/game (3.85).
► Has scored in double-figure points in 50 of 84 career games, including 16 20-point games.

QUICK NOTES
LAST: 0 points (0-0 FG, 0-0 3FG, 0-0 FT) in 3 mins vs. Newman (10/31/25)
► Scored more than 1,700 career points in his prep career behind only Michael Porter Jr.
► Averaged 20.6 points, 6.8 rebounds and 3.8 assists as a senior in 2024-25.
► Was a 3-time MBCA Class 4 All-State selection and 2-time District 9 Player of the Year.
► Led Tolton Catholic to 4 consecutive District 4 Championships.

QUICK NOTES
LAST: 3 points (1-4 FG, 1-3 3FG, 0-0 FT), 1 stl in 15 mins at 14/15 Kansas (3/7/26)
► One of 4 returning lettermen, who played in all 33 games for 9 starts in 2024-25.
► Started his career at UIC (2022-24), where he led the Flames in assists in 2023-24.
► Has 32 career double-digit scoring games in career, including 3 20-point efforts.
► Has 2 career points/assists double-doubles, both coming vs. Missouri Valley competition.

QUICK NOTES
LAST: 21 points (8-18 FG, 0-3 3FG, 5-6 FTs), 5 rebs, 3 stls, 2 asts in 34 min at 14/15 Kansas (3/7/26)
► Consensus Second Team All-American at Memphis, where he ranked 3rd in scoring (21.7 ppg.).
► Only D1 player to average at least 21 ppg, 5.0 rpg, 4.0 apg, 1.0 spg, in each of last 3 years.
► Has eclipsed 2,000 points in his career, including 94 double-digit scoring games.
► Currently ranks 1st field goals made, 4th in scoring and 5th in total points in the NCAA.

QUICK NOTES
LAST: 0 point (0-0 FG, 0-0 3FG, 0-0 FTs), 1 reb in 4 min at Colorado (2/25/26)
► Transfer from Bowling Green, where he started all 32 games for the Falcons.
► Started his career at NJCAA's Parkland College before 2 years at D2 Wheeling College.
► Has scored more than 1,900 points in college, including 1,600 at Division 1 and/or II levels.
► Has double-digit points in 87 of 118 career games, including 42 20-point games.

QUICK NOTES
LAST: 6 points (2-6 FG, 2-4 3FG, 0-0 FT), 1 ast in 36 mins at 14/15 Kansas (3/7/26)
► Has played in all 31 games with 15 starts; posted first Big 12 20-point game vs. Utah.
► The lone true