

54

NUMBER TO KNOW

7 players have lost 54 games due to injury



K-STATE MEN'S BASKETBALL

// 2025-26 GAME NOTES

32 NCAA TOURNAMENTS ■ 4 FINAL FOUR [1948, 1951, 1958, 1964] ■ 21 CONFERENCE TITLES

K-STATE WILDCATS

GAME 31

14/15 KANSAS JAYHAWKS

12-18 OVERALL
3-14 BIG 12
100 NET
102 KenPom

MATTHEW DRISCOLL
INTERIM HEAD COACH
(Slippery Rock '92)

2-3 RECORD AT K-STATE / 1st SEASON

276-344 OVERALL / 21st SEASON

DILLONS SUNFLOWER SHOWDOWN

14/15

21-9 OVERALL
11-6 BIG 12
19 NET
20 KenPom

BILL SELF
HEAD COACH
(Oklahoma State '85)

630-165 RECORD AT KU / 23rd SEASON

837-270 OVERALL / 33rd SEASON

2025-26 SCHEDULE/RESULTS

W-L	XXI	H	A	N
Fri 10/24	@Missouri (Exh.)			L, 91-100
Fri 10/31	NEWMAN (Exh.)			W, 112-90
Tue 11/4	UNC GREENSBORO			W, 93-64
Sat 11/8	BELLARMINE			W, 98-71
Thu 11/13	CALIFORNIA			W, 99-96
Mon 11/17	TULSA			W, 84-83
Thu 11/20	vs. Mississippi State^			W, 98-77
Fri 11/21	vs. Nebraska^			L, 85-86
Tue 11/25	@25/24 Indiana			L, 69-86
Mon 11/25	BOWLING GREEN			L, 66-82
Sat 12/6	SETON HALL			L, 67-78
Mon 12/8	MISSISSIPPI VALLEY			W, 108-49
Sat 12/13	@Creighton			W, 83-76
Sat 12/20	SOUTH DAKOTA			W, 106-76
Sun 12/28	ULM			W, 94-85
Sat 1/3	10/10 BYU*			L, 73-83
Wed 1/7	@1/2 Arizona*			L, 76-101
Sat 1/10	@Arizona State*			L, 84-87
Wed 1/14	rv/rv UCF*			L, 73-82
Sat 1/17	@Oklahoma State*			L, 83-84
Tues 1/20	UTAH*			W, 81-78
Sat 1/24	19/19 KANSAS*			L, 62-86
Tue 1/27	@West Virginia*			L, 54-59
Sun 2/1	8/9 IOWA STATE*			L, 61-95
Sat 2/7	@TCU*			L, 82-84
Wed 2/11	CINCINNATI*			L, 62-91
Sat 2/14	@3/3 Houston*			L, 64-78
Tue 2/17	BAYLOR*			W, 90-74
Sat 2/21	@13/13 Texas Tech*			L, 72-100
Wed 2/25	@Colorado*			L, 70-79
Sat 2/28	TCU*			L, 68-77
Tue 3/3	WEST VIRGINIA*			W, 65-53
Sat 3/7	@14/15 Kansas*			1 p.m.

BIG 12 CHAMPIONSHIP [Kansas City, Mo.]

Tue 3/10	XXI vs. 10-seed [BYU/West Virginia]	6 p.m.
----------	-------------------------------------	--------

^Hall of Fame Classic [Kansas City, Mo.]
Home Games in BOLD CAPS | *Big 12 Conference Game

NUMBERS TO KNOW

14.6

K-State is averaging 14.6 fastbreak points this season, which ranks 29th nationally and 2nd in the Big 12.

20.5

K-State, which ranks 30th nationally and 3rd in the Big 12 with 17.1 assists/game, averages 20.5 assists/game in its 12 wins.

45.7


K-State is connecting on 45.7 percent (867-of-1896) from the field through 30 games, including 52.7 percent from 2.

281

K-State broke the school's single-season 3-point field goals mark at No. 13/13 Texas Tech and has increased it to 281.

SATURDAY, MARCH 7, 2026 / 1:07 pm [CT]

Allen Fieldhouse (15,300)
Lawrence, Kan.



Brad Nessler, *ppx*
Wally Szczerbiak, *analyst*
Ryan Galvin, *producer*



Wyatt Thompson, *ppx*
Stan Weber, *lead analyst*
Ch. 380



LIVE STATS
kstatesports.com
kstate.statbroadcast.com

SERIES HISTORY

Overall _____ Kansas leads 207-97
Big 12 era _____ Kansas leads 60-9 (50-9 in regular season)
In Lawrence _____ Kansas leads 96-35
At Allen Fieldhouse _____ Kansas leads 54-17
Active Streak _____ Kansas, 1
Last Meeting _____ Kansas won 86-62 (1/24/26)
Matthew Driscoll vs. Bill Self _____ 0-0

STATISTICAL MATCHUP

NCAA Rk	Category	NCAA Rk
79.0	Scoring Offense	188
80.3	Scoring Defense	53
-1.3	Scoring Margin	78
45.7	FG Percentage	154
45.1	FG Percentage Defense	5
35.8	3-point FG Percentage	123
9.4	3-point FG/Game	221
70.7	FT Percentage	28
34.4	Rebounds/Game	42
-2.6	Rebounding Margin	142
17.1	Assists/Game	142
13.0	Turnovers/Game	102
-0.4	TO Margin	281
1.3	A/TO Ratio	107
7.0	Steals/Game	308
3.6	Blocks/Game	6

A K-STATE WIN WOULD...

- ▶ End an 8-game road losing streak.
- ▶ Snap a 19-game losing streak at Allen Fieldhouse.
- ▶ Be the first in Lawrence since 2006.
- ▶ Make the Wildcats 230-293 all-time in Big 12 play.
- ▶ Give the Wildcats a 1769-1274 all-time record.

K-STATE'S PROJECTED ROTATION (starters vs. West Virginia; stats from 2025-26 season)

Starters	Ht.	Wt.	Yr.-Exp.	Hometown	PPG	RPG	AST	FG%	3FG%	FT%	MPG
G 34 NATE JOHNSON	6-3	215	Sr.-TR	Liberty Township, Ohio	12.3	4.9	4.7	44.5	39.6	83.6	32.5
<i>The 2024-25 MAC Player and Defensive Player of the Year has scored in double figures in 20 games, including 6 in a row which includes a career-high 33 points vs. Baylor (2/17/26).</i>											
G 3 C.J. JONES	6-5	195	Sr.-1L	East St. Louis, Ill.	3.4	1.9	1.3	29.8	20.6	83.3	17.2
<i>The former UIC transfer earned his first start of the season in place of junior P.J. Haggerty vs. West Virginia (3/3/26), posting 8 points, 2 rebounds and 2 assists in a season-high 37 minutes.</i>											
G 10 DAVID CASTILLO	6-1	180	So.-1L	Bartlesville, Okla.	10.6	2.1	1.8	40.2	35.1	81.3	27.8
<i>The second-year guard, who has started the last 12 games, has the highest scoring increase (+8.2) from his freshman (2.4 ppg.) to his sophomore (10.6 ppg.) seasons in school history.</i>											
W 15 TAJ MANNING	6-7	230	Jr.-2L	Grandview, Mo.	4.1	5.1	1.0	47.8	16.0	69.7	20.1
<i>The junior has been on the team longer than anyone, redshirting as a freshman in 2022-23 before playing in 50 games the last 3 seasons, including a 16th career start vs. West Virginia (3/3/26).</i>											
W 21 KHAMARI MCGRIFF	6-9	230	Sr.-TR	Tallahassee, Fla.	9.3	4.3	1.1 (bpg.)	69.2	20.0	70.0	20.2
<i>The senior who has started the last 8 games after returning to action at TCU (2/7/26) played his best game of the season vs. West Virginia (3/3/26) with a game-high 18 points and 7 rebounds.</i>											
Reserves	Ht.	Wt.	Yr.-Exp.	Hometown	PPG	RPG	AST	FG%	3FG%	FT%	MPG
W 0 Elias Rapieque	6-9	225	Jr.-FY	Berlin, Germany	4.0	2.6	1.5	46.7	43.5	35.3	16.4
W 6 Marcus Johnson	6-7	265	Sr.-TR	Akron, Ohio	2.0	1.2	0.5	26.7	29.6	66.7	6.3
W 22 Dorin Buca	7-2	254	Jr.-FY	Perugia, Italy	3.2	3.3	1.3 (bpg.)	50.7	18.2	53.3	12.8
W 47 Andrej Kostic	6-6	210	Fr.-FY	Belgrade, Serbia	5.1	1.7	1.0	36.7	36.5	72.7	13.4
Questionable/Out	Ht.	Wt.	Yr.-Exp.	Hometown	PPG	RPG	AST	FG%	3FG%	FT%	MPG
G 1 Abdi Bashir Jr.	6-7	175	Jr.-TR	Omaha, Neb.	13.2	2.2	2.3	42.1	44.4	68.8	24.7
G 4 P.J. Haggerty	6-4	195	Jr.-TR	Crosby, Texas	23.3	5.3	4.0	49.4	35.5	69.0	35.2
W 14 Mobi Ikegwuruka	6-6	220	Jr.-1L	Galway, Ireland	1.9	2.0	0.4	57.1	—	50.0	12.5

QUICK FACTS

Kansas State University
Manhattan, KS 66502



Founded	1863
Enrollment	21,213 (Fall 2025)
Nickname	Wildcats
School Colors	Purple (PMS 2695C) and White
Conference	Big 12
President	Dr. Richard H. Linton (Virginia Tech '88, '91, '94) <i>assumed the presidency on Feb. 14, 2022</i>
Director of Athletics	Gene Taylor (Arizona State '80)
Faculty Athletics Representative	Dr. Shawna Jordan (K-State '96)

ALL-TIME RECORD

122nd season of Kansas State men's basketball

First Year of Basketball	1903
Overall Record	1,768-1,273 (.581)
Postseason Tournament Appearances	40 (32 NCAA, 8 NIT)
Postseason Tournament Record	46-45 (.505)
NCAA Tournament Appearances	32 <i>22nd-most nationally in Division I</i>
NCAA Tournament Record	40-36 (.533)
Conference Tournament Record (1977-present)	39-46 (.459)
Big 12 Championship Record (1996-present)	19-28 (.404)

BRAMLAGE COLISEUM

Opened	Nov. 26, 1988 <i>defeated Purdue, 81-77</i>
Capacity	11,010
Overall Record	451-161 (.737)
Conference Record (Big Eight/12)	183-129 (.587)

NCAA TOURNAMENT HISTORY

Appearances (32): 1948, 1951, 1956, 1958, 1959, 1961, 1964, 1968, 1970, 1972, 1973, 1975, 1977, 1980, 1981, 1982, 1987, 1988, 1989, 1990, 1993, 1996, 2008, 2010, 2011, 2012, 2014, 2017, 2018, 2019, 2023

First Four (1): 2017

Final Four (4): 1948, 1951, 1958, 1964

Elite Eight (13): 1951, 1958, 1959, 1961, 1964, 1972, 1973, 1975, 1981, 1988, 2010, 2018, 2023

Sweet 16 (18): 1951, 1956, 1958, 1959, 1961, 1964, 1968, 1970, 1972, 1973, 1975, 1977, 1981, 1982, 1988, 2010, 2018, 2023

NIT HISTORY

Appearances (8): 1976, 1992, 1994, 1998, 1999, 2007, 2009, 2024

NIT Final Four (1): 1994

CONFERENCE CHAMPIONSHIPS

Regular-Season Titles (21): 1917, 1919, 1951, 1956, 1958, 1959, 1960, 1961, 1963, 1964, 1968, 1970, 1972, 1973, 1977, 2013, 2019

CONFERENCE TOURNAMENT TITLES

Titles (2): 1977, 1980

Finals Appearances (8): 1977, 1978, 1980, 1981, 1988, 1993, 2010, 2013

MEDIA RESOURCES

CREDENTIALS

Outlets interested in obtaining credentials to cover K-State men's basketball home games must apply for credentials via Sports Systems. Applications should be submitted at least one week in advance of the game(s) one plans to cover. Please scan the QR code to the right.



2025-26 MEDIA GUIDE


Learn more about the 2025-26 men's basketball team by viewing the media guide. The 306-page guide includes bios, stats, records and historical information and photos about the K-State program. Please scan the QR code to the right.



2025-26 KANSAS STATE WILDCATS



ELIAS RAPIEQUE 0
W / 6-9 / 225 / Jr.-TR
Berlin, Germany



ABDI BASHIR JR. 1
G / 6-7 / 175 / Jr.-TR
Omaha, Neb.



EXAVIER WILSON 2
G / 6-1 / 170 / Fr.-HS
Columbia, Mo.



C.J. JONES 3
G / 6-5 / 195 / Sr.-IL
East St. Louis, Ill.



P.J. HAGGERTY 4
G / 6-4 / 195 / Jr.-TR
Crosby, Texas



MARCUS JOHNSON 6
W / 6-7 / 265 / Sr.-TR
Akron, Ohio



DAVID CASTILLO 10
G / 6-1 / 185 / So.-IL
Bartlesville, Okla.



MOBI IKEGWURUKA 14
G / 6-6 / 220 / Jr.-IL
Galway, Ireland



TAJ MANNING 15
W / 6-7 / 230 / Jr.-2L
Grandview, Mo.



KHAMARI MCGRIFF 21
W / 6-9 / 230 / Sr.-TR
Tallahassee, Fla.




DORIN BUCA 22
C / 7-2 / 254 / Jr.-TR
Perugia, Italy




STEPHEN OSEI 23
W / 6-10 / 200 / So.-TR
Toronto, Ontario



NATE JOHNSON 34
G / 6-3 / 215 / Sr.-TR
Liberty Township, Ohio



ANDREJ KOSTIC 47
W / 6-6 / 210 / Fr.-TR
Belgrade, Serbia



MATTHEW DRISCOLL IHC
Interim Head Coach
First Season
Slippery Rock '92



Scan to View
Online Roster
[Voice Pronunciations]

NUMERICAL

No	Name	Pos	Ht	Wt	Yr-Exp	Hometown (Schools)
0	Elias Rapieque	W	6-9	225	Jr.-TR	Berlin, Germany (ALBA Berlin)
1	Abdi Bashir Jr.	G	6-7	175	Jr.-TR	Omaha, Neb. (PHHoenix Prep/Monmouth)
2	Exavier Wilson	G	6-1	170	Fr.-HS	Columbia, Mo. (Father Tolton Catholic)
3	C.J. Jones	G	6-5	195	Sr.-1L	East St. Louis, Ill. (East St. Louis/UIC)
4	P.J. Haggerty	G	6-4	195	Jr.-TR	Crosby, Texas (Crosby/TCU/Tulsa/Memphis)
6	Marcus Johnson	W	6-7	265	Sr.-TR	Akron, Ohio (St. Vincent-St. Mary/Parkland CC/Wheeling/Bowling Green)
10	David Castillo	G	6-1	185	So.-1L	Bartlesville, Okla. (Sunrise Christian Academy [Kan.])
14	Mobi Ikegwuruka	W	6-6	220	Jr.-1L	Galway, Ireland (Ellsworth Community College [Iowa])
15	Taj Manning	W	6-7	230	Jr.-2L	Grandview, Mo. (La Lumiere [Ind.])
21	Khamari McGriff	W	6-9	230	Sr.-TR	Tallahassee, Fla. (James S. Rickards/UNC Wilmington)
22	Dorin Buca	C	7-2	254	Jr.-TR	Perugia, Italy (Akern Libertas Livorno)
23	Stephen Osei	W	6-10	200	So.-TR	Toronto, Ontario (Salt Lake Academy/Casper College [Wyo.])
34	Nate Johnson	G	6-3	215	Sr.-TR	Liberty Township, Ohio (Lakota East/Akron)
47	Andrej Kostic	W	6-6	210	Fr.-HS	Belgrade, Serbia (Crvena zvezda Meridian bet Beograd)

COACHING STAFF

Interim Head Coach: Matthew Driscoll (Slippery Rock '92), First Season

Assistant Coach: Jareem Dowling (Maryland-Eastern Shore '05), Third Season

Assistant Coach: Rodney Perry (Missouri State '94), Third Season

Assistant Coach: Anthony Winchester (Western Kentucky '06), Third Season

Assistant Coach: Bill Peterson (Eckerd '80), First Season

SUPPORT STAFF

Chief of Staff: Marco Borne (Dillard '03), Fourth Season

Director of Operations: Bailey Bachamp (Kansas State '11), 14th Season

Director of Player Development: Austin Carpenter (Oklahoma '20), Fourth Season

Director of Video and Analytics: Chase Driscoll (North Florida '18), First Season

Strength and Conditioning Coach: Phil Baier (Springfield [Mass.] College '13), Third Season

IFBC Sports Medicine Coordinator/Athletics Trainer: Luke Sauber (Kansas State '05), 11th Season

Character Coach: Jayson Gee (Charleston '88), First Season

Graduate Student Manager: Henry Dugat (Baylor '09), First Season

Graduate Student Manager: Alec Kagan (Cincinnati '18), Second Season

Graduate Student Manager: Rob Lowery (Dayton '10), First Season

Graduate Student Manager: Miguel Mateo Vojtova (Bethel College '24), Second Season

Graduate Student Manager: Mark Vital Jr. (Baylor '21), First Season

PRONUNCIATION GUIDE

ABDI BASHIR JR.	OBb-dee BUH-sheer	ANDREJ KOSTIC	ANDRE (j is silent) COS-titch
DORIN BUCA	DOOR-reen BOO-cah	KHAMARI MCGRIFF	Kuh-MAR-ee
JAREEM DOWLING	JAH-reen	ELIAS RAPIEQUE	uh-LEE-us RUH-pee-ECK
HENRY DUGAT	DOO-got	STEPHEN OSEI	OH-say
MOBI IKEGWURUKA	Mow-B EE-kay-gah-rah-KAH	EXAVIER WILSON	X-ZAY-ver

TEAM INFORMATION

2024-25 Record 16-17 (9-11/1-9th Big 12)

Lettermen Returning/Lost 4/10

Starts Returning/Lost 2/5

Newcomers 10

Roster Breakdown (Sr./Jr./So./Fr.) 4/6/2/2

INTERNATIONAL FLAIR

K-State's 5 international players are the most on any Wildcat team in school history, which includes junior **Dorin Buca** (Perugia, Italy), **Mobi Ikegwuruka** (Galway, Ireland) and **Elias Rapieque** (Berlin, Germany), sophomore **Stephen Osei** (Toronto, Ontario) and freshman **Andrej Kostic** (Belgrade, Serbia).

Buca, Kostic and Rapieque are the first-ever players from their respective countries.

>>> BY THE NUMBERS

3.72

Junior **Abdi Bashir Jr.**, who led the NCAA in 3-point field goals while at Monmouth in 2024-25, ranked in the top-20 in 3-point field goals/game (3.72), 3-pointers (67) and 3-point FG percentage (44.4) before his injury.

2110

Preseason All-American **P.J. Haggerty** currently ranks 4th among active Division I in total points with 2,110 points in just 101 games. He leads all of Division I in career scoring average at 20.9 points per game.

6833

K-State's 5 Division I transfers - **Abdi Bashir Jr., P.J. Haggerty, Marcus Johnson, Nate Johnson** and **Khamari McGriff** - have combined to score 6,833 points in 519 career games with 297 starts.

TEAM NOTES

■ OPPONENT SPOTLIGHT: 14/15 KANSAS

► Led by Hall of Fame head coach **Bill Self**, No. 14/15 Kansas has lost 4 of its last 6 games, including both road games at No. 2/2 Arizona and Arizona State, to enter the regular-season finale with a 21-9 record, including an 11-6 mark. The Jayhawks can clinch a double-bye at next week's Big 12 Tournament with a win.



► Kansas is averaging 75.6 points on 45.7 percent shooting, including 35.1 percent from 3-point range, while allowing 68.8 points on 38.5 percent shooting, including 29.8 percent from 3-point range. The Jayhawks are out-rebounding their foes, 38.6 to 36.6, and turn the ball over just 10.7 times per game. They are shooting 77.2 percent from the free throw line.

► As been the case under Self, Kansas remains one of the top defensive teams in the nation, ranking fifth in field goal percentage defense (38.5), sixth in blocks/game (5.9), seventh in defensive rebounds/game (28.8) and 17th in 3-point field goal percentage defense (29.8). The Jayhawks also do without fouling, ranking 10th in fouls per game (14.4).

► Four players are averaging in double figures led by freshman phenom **Darryn Peterson**, who is averaging 19.5 points on 44.5 percent shooting, including a team-high 52 made 3-pointers on 38.5 percent shooting. Senior **Tre White** averages 14.0 points on 46 percent shooting with 49 made 3-pointers to go with 6.8 rebounds per game. Sophomore **Flory Bidunga** averages a near double-double with 13.8 points on 63.7 percent shooting with 9.2 rebounds and 2.7 blocks per game. Senior **Melvin Council Jr.** averages 13.3 points with a team-high 150 assists.

► Self has won 837 games in his career, including a school-record 630 at Kansas. His teams have advanced to every NCAA Tournament since 1999, winning national championships in 2008 and 2022. He is 43-9 vs. K-State.

SERIES HISTORY

► Kansas leads the series, 207-97, including 60-9 in the Big 12 era.

► Kansas leads in games played in Lawrence, 96-35, including 54-17 at Allen Fieldhouse. The Jayhawks have won 19 straight in the series at home with the last Wildcat victory coming on Jan. 14, 2006.

LAST 5 MEETINGS IN LAWRENCE [0-5]

Date	Rank	Result	Score	Location
2/2/2021	—/23	L	51-74	Lawrence
2/22/2022	—/5	L	83-102	Lawrence
1/31/2023	7/8	L	78-90	Lawrence
3/5/2024	—/14	L	68-90	Lawrence
1/18/2025	—/9	L	74-84	Lawrence


LAST MEETING IN LAWRENCE
KANSAS 84, K-STATE 74 (Jan. 18, 2025)

► K-State showed fight and resilience against a top 10 ranked Kansas team before a sold-out crowd at Allen Fieldhouse, but the Wildcats could not quite dig itself out of a double-digit deficit to start the game in falling 84-74 in the last matchup between the schools in Lawrence on Jan. 18, 2025.

► The Jayhawks jumped out to a 14-0 lead as the Wildcats missed their first 7 field goals. The visitor closed to within 6 points on 3 occasions, including 72-66 with 4:01 to play, but could not close the gap any further.

■ UP NEXT: VS. BYU/WEST VIRGINIA

► K-State has already clinched the No. 15 seed at next week's Phillips 66 Big 12 Tournament in Kansas City, as the Wildcats play either BYU (20-10, 8-9 Big 12) or West Virginia (17-13, 8-9 Big 12) at 6 p.m., CT on Tuesday. K-State lost its only meeting with BYU, 83-73, on Jan. 3, while it split the season series with West Virginia.



HIGH-FLYING OFFENSE
FOURTH-MOST POINTS THROUGH 30 GAMES

► The Wildcats have shown the ability to score points this season, as they have recorded 80 or more points in 15 games, which includes a school-record 8 games of 90 or more points and 2 games of 100 or more points.

► The 2370 points are the fourth-most points through 30 games behind the 2397 in 2009-10, 2383 in 1987-88 and 2379 in 2007-08. The 79.0 points per game average is the third-highest in school history and highest since 2009-10.

- 2397, 2009-10 (92, 82, 80, 74, 83, 70, 83, 86, 71, 95, 87, 90, 85, 91, 68, 88, 87, 71, 69, 76, 79, 76, 68, 91, 83, 83, 65, 82)
- 2383, 1987-88 (95, 93, 73, 98, 81, 90, 60, 87, 72, 81, 62, 85, 114, 79, 68, 92, 78, 88, 64, 75, 87, 74, 76, 81, 67, 75, 90, 47, 69, 82)
- 2379, 2007-08 (94, 76, 77, 77, 82, 77, 59, 82, 87, 90, 101, 77, 85, 84, 75, 72, 82, 84, 74, 74, 82, 75, 100, 64, 86, 65, 74, 78, 73)
- 2370, 2025-26 (94, 98, 99, 84, 98, 85, 69, 66, 67, 108, 83, 106, 94, 73, 76, 84, 73, 83, 81, 62, 54, 61, 82, 62, 64, 90, 72, 70, 68, 65)
- 2287, 2008-09 (96, 88, 82, 69, 83, 72, 63, 70, 74, 107, 73, 82, 83, 99, 53, 71, 51, 65, 77, 88, 85, 65, 85, 74, 95, 50, 74, 77, 71)

MOST 90-POINT GAMES EVER

► K-State's 8 games of 90 or more points, which includes a pair of 100-point performances, are the most by any Wildcat team, surpassing the 7 by the 1986-87 squad. The 15 games of 80 or more points tie the 1986-87 and 1988-89 teams for the second-most in a single season behind the 22 in 2009-10.

'CATS BREAK 3-POINT RECORD

► The Wildcats have set the school single-season record for 3-point field goals with 281, connecting on 35.8 percent. The 281 makes are 20 more than the previous record of 261 set during the 2021-22 season. It marks the seventh time with 250 or more makes in a single season. The 784 3-point attempts are the second-most in a single season and 6 from the record of 790 set in 2023-24.

HAGGERTY IN ELITE COMPANY

► Junior **P.J. Haggerty** recorded his fifth 30-point game in the win over Baylor (2/17/26), which is the most since **Michael Beasley** had a school-record 13 in 2007-08. His 21 games of 20 or more points tie for third on the single season list and are the most since Beasley's record 26 in 2007-08. He is the first Wildcat to score in double digits in the first 29 games since **Jacob Pullen** in 2009-10.

SCHOOL SINGLE-SEASON POINTS

- 1. 866, Michael Beasley (2007-08; 33 games)
- 2. 786, Mitch Richmond (1987-88; 34 games)
- 3. 729, Askia Jones (1993-94; 33 games)
- 4. 715, Jacob Pullen (2009-10; 37 games)
- 5. 691, Bob Boozer (1958-59; 27 games)
- 6. 677, **P.J. Haggerty (2025-26; 29 games)**
- 7. 648, Willie Murrell (1963-64; 29 games)
- 8. 640, Chuckie Williams (1974-75; 29 games)
- 9. 633, Markquis Nowell (2022-23; 36 games)
- 10. 627, Keyontae Johnson (2022-23; 36 games)

HAGGERTY, JOHNSON BOTH SCORE 30

► Junior **P.J. Haggerty** (34 points) and senior **Nate Johnson** (33 points) became the fifth Big 12 duo and the second this season to each record a 30-point game vs. Baylor (2/17/26). They are the first Wildcat duo to go for 30 or more points since **Michael Beasley** (44 points) and **Bill Walker** (31) did it at Baylor on Feb. 23, 2008. The 67 combined points are the fourth-most by two Wildcats.

JOHNSON FIRST TO POST STAT LINE

► In addition to his 33 points vs. Baylor (2/17/26), senior **Nate Johnson** also produced 9 assists, 6 steals and 5 rebounds in his near 39 minutes of action. He is the first Wildcat to record a stat line of at least 30 points, 9 assists and 6 steals and just the seventh Division I player according to *Basketball Reference*.

HAGGERTY SCORES 37 VS. MSU

► Junior **P.J. Haggerty** had back-to-back 30-point games against Tulsa (11/17/25) and Mississippi State (11/20/25), including a season-high 37 points vs. the Bulldogs. The 37 points are the most scored since **Barry Brown Jr.** had 38 points vs. Oklahoma State on Jan. 10, 2018.

LAST TIME OUT
K-STATE 65, WEST VIRGINIA 63

► Seniors **Khamari McGriff** and **Nate Johnson** had memorable last games in Bramlage Coliseum, as the duo combined for 34 points to carry a K-State team playing without leading scorer **P.J. Haggerty** to a 65-63 win over West Virginia on Tuesday night.

► Both seniors had memorable performances in their last home games, as McGriff had a game-tying 18 points on 6-of-9 field goals and 6-of-8 free throws to go with 7 rebounds and 2 blocks, while Johnson posted an impressive stat line of 16 points, 9 rebounds, 7 assists and 5 steals.

► Fellow senior **C.J. Jones**, who started in place of Haggerty, also performed well in his last game at Bramlage Coliseum, as he added 8 points, 2 rebounds and 2 assists in a season-high 37 minutes. Junior **Taj Manning** and freshman **Andrej Kostic** chipped in 8 points each.

► K-State, which built as much as a 19-point lead (57-38) on the strength of a season-best 21-0 run in the second half, had to fight off a staff challenge from West Virginia (17-13, 8-9 Big 12), which entered the game fighting for its NCAA Tournament lives.

► The Mountaineers used an 11-0 run to close the deficit to 57-49 with 4:20 to play then continued to whittle away at the lead with 9 of the next 13 points to get within 61-58 with 48 seconds remaining. However, with a chance to tie, Jones stole the ball from senior **Honor Huff** before getting it to Johnson, who was fouled with 17.6 seconds remaining.

► Johnson knocked down both free throws to extend the lead to 63-58. After a tip-in by **Chance Moore** made it 63-60 with 7.7 seconds, McGriff was fouled on the inbounds pass and calmly hit both free throws to clinch the game at 65-60 with 7 seconds. Huff made a 3-pointer at the buzzer for the final margin of victory at 65-63.

► K-State narrowly outshot WVU, 40.8 percent (20-of-49) to 39.3 percent (24-of-61), as the Wildcats won for the first time this season (1-14) when scoring less than 80 points. They also won the points off turnovers battle, 20-11, despite posting 3 more turnovers (16-13).

QUOTING MATTHEW DRISCOLL

I know that sounds bizarre, with 23 points (at half), but I really felt comfortable, like we figured out how to play without P.J. a little bit.

NET-CONFERENCE BREAKDOWN

NET Ranking (as of March 6): 101
Quad 1: 0-12 ■ Quad 2: 5-5 ■ Quad 3: 2-1 ■ Quad 4: 5-0

Team	Current Record	NET	Date/Result
UNC GREENSBORO	13-18	298	W, 93-64
BELLARMINE	13-18	281	W, 98-71
CALIFORNIA	21-9	64	W, 99-96
TULSA	23-6	50	W, 84-83
vs. Mississippi State	13-17	107	W, 98-77
vs. Nebraska	25-5	12	L, 85-86
@Indiana	18-12	37	L, 69-86
BOWLING GREEN	17-13	157	L, 66-82
SETON HALL	20-10	52	L, 67-78
MISSISSIPPI VALLEY	3-28	365	W, 108-49
@Creighton	15-16	80	W, 83-76
SOUTH DAKOTA	16-15	279	W, 106-76
ULM	4-28	355	W, 94-85

*records and rankings as of March 6.



■ HOW THE 'CATS WERE BUILT

'CATS WELCOME 10 NEWCOMERS, INCLUDING 5 DIVISION I TRANSFERS

- ▶ K-State brought in one of the top transfer classes with 10 newcomers, including 5 Division I transfers, 4 players from the international ranks and 1 true freshman. The class has been rated nationally as high as No. 4 by 247Sports and No. 20 by On3.
- ▶ Among the 10 newcomers are 5 Division I transfers, including **Abdi Bashir Jr.** (Monmouth), **P.J. Haggerty** (Memphis), **Marcus Johnson** (Bowling Green), **Nate Johnson** (Akron) and **Khamari McGriff** (UNC Wilmington). Haggerty, N. Johnson and McGriff were on teams that advanced to the NCAA Tournament in 2024-25.
- ▶ The 4 international additions include the school's first-ever players from Italy (**Dorin Buca**), Serbia (**Andrej Kostic**) and Germany (**Elias Rapieque**). The fourth international player - **Stephen Osei** - from Toronto played at the junior college level at Casper College in Wyoming.
- ▶ Haggerty is coming off a career year at Memphis, in which, he became the first Tiger since 2008 to be named an AP All-American while earning consensus Second Team All-American honors. The AAC Player of the Year ranked third nationally in both scoring (21.7 ppg.) and total points (759).
- ▶ Johnson became the first Akron player to be named both the MAC Player and Defensive Player of the Year in the same season and the first since Ball State's **Bonzi Wells** in 1998.
- ▶ Bashir was one of the top scorers in the NCAA in 2024-25, leading the CAA in scoring at 20.1 points per game while leading the nation in 3-point field goals per game (3.85) and second in total 3-pointers (127).
- ▶ McGriff was one of the top sixth men in the CAA at UNC Wilmington, where he was part of 99 wins and 3 conference championships.
- ▶ A member of the German U18 and U20 National Teams, Rapieque played in 53 games with ALBA Berlin in 2024-25 between the EuroLeague (27 games) and the German Basketball Bundesliga (26 games).
- ▶ Kostic was a member of the Serbia U18 and U19 National Teams, winning the gold medal at the 2023 European U18 Championship and the silver medal at the 2024 European U18 Championship.
- ▶ The lone freshman - **Exavier Wilson** - was a 3-time all-state selection and scored more than 1,700 career points in his prep career.

■ NON-CONFERENCE SUCCESS

Year	Overall	Home	Bramlage
2006-07	11-4	7-0	7-0
2007-08	10-4	8-1	7-1
2008-09	12-3	11-0	10-0
2009-10	13-1	9-0	8-0
2010-11	12-3	9-1	8-1
2011-12	11-1	7-0	6-0
2012-13	11-2	9-0	8-0
2013-14	10-3	7-1	7-1
2014-15	7-6	6-2	5-2
2015-16	11-2	8-0	8-0
2016-17	11-2	8-0	8-0
2017-18	11-2	8-1	8-0
2018-19	10-3	7-0	6-0
2019-20	7-6	6-2	6-1
2020-21	4-5	4-5	4-5
2021-22	8-5	6-1	6-1
2022-23	12-1	8-0	7-0
2023-24	10-3	8-1	7-1
2024-25	7-6	4-2	4-1
2025-26	9-4	7-2	7-2
Total	197-66	153-20	137-16
	(.748)	(.884)	(.895)

SUCCESS IN NON-CONFERENCE PLAY

- ▶ K-State has posted a 197-66 (.748) record in non-conference play since the 2006-07 season. During that span, the Wildcats have a 153-20 (.884) mark at home venues (includes games played at Bramlage Coliseum, INTRUST Bank Arena in Wichita and the T-Mobile Center in Kansas City) in non-conference play, including a 137-16 (.895) mark at Bramlage Coliseum.
- ▶ K-State's 12-1 non-conference mark in 2022-23 was the best since the 2009-10 team went a program-best 13-1. The 94-85 win over ULM on Dec. 28 gave the Wildcats their third-best non-conference record (9-4) in the past 7 seasons.

1750 WINS AND COUNTING

- ▶ K-State is one of the winningest programs in Division I history, as the Wildcats have posted a 1,768-1,273 (.581) all-time record which includes 32 NCAA Tournament appearances and 21 conference championships. The 1,768 wins are the 43rd-most in Division I history (one shy of Virginia in 42nd), including the seventh-most among current Big 12 schools.

DRISCOLL NAMED INTERIM HEAD COACH

- ▶ Veteran head coach **Matthew Driscoll** was named interim head coach on February 15 after the university parted ways with fourth-year head coach **Jerome Tang**. This is the first time K-State has relieved a sitting head coach with games still left in the regular season.
- ▶ The winningest coach in both North Florida and Atlantic Sun Conference history during a 16-year stint (2009-25) with the Ospreys, Driscoll joined the staff on May 23. He won 248 games at North Florida, including 144 in ASUN play, while guiding the school to 3 regular-season championships and the league's tournament championship and a NCAA Tournament bid in 2015.
- ▶ This is the fifth instance in school history where an interim head coach has been used to replace a sitting head coach. However, the previous four such scenarios involved health situations.
- ▶ Assistant coach **Darryl Winston** served as interim head coach for the last 15 games of the 1984-85 season after **Jack Hartman** suffered a heart attack. Winston posted a 5-10 record and Hartman returned for the 1985-86 season.
- ▶ Assistant coach **Jimmy Elgas** served as interim head coach for 2 games during the 2005-06 season after **Jim Wooldridge** underwent neck surgery, posting a 1-1 record. Wooldridge returned to coach the last 7 games.
- ▶ Most recently, **Bruce Weber** missed 2 games during the 2021-22 season due to COVID-19 health and safety protocols with assistant coach **Shane Southwell** serving as interim head coach vs. Texas on Jan. 4, 2022 while assistant coach **Jermaine Henderson** served as interim coach at West Virginia on Jan. 8, 2022.

BAYLOR NORTH

- ▶ The K-State coaching staff has a number of ties to the Baylor program, including current interim head coach **Matthew Driscoll** and assistant coach **Bill Peterson**. Driscoll was part of **Scott Drew's** first staff from 2003-09, while Peterson helped the Bears to the 2021 NCAA title while on staff from 2017-22.
- ▶ Driscoll and Peterson aren't the only K-State staffers with Baylor ties, as director of player development **Austin Carpenter** was a graduate assistant for Tang with the Bears from 2020-22, while current graduate assistants **Henry Dugat** and **Mark Vital Jr.** are among the best players in Baylor history.
- ▶ Dugat is one of five players known as "The Foundation" that was inducted into the Baylor Athletics Hall of Fame in 2021. He was part of Drew's first two recruiting classes that led to Bears' historic turnaround. He still ranks in the top 20 all-time in program history with 1,229 career points.
- ▶ Vital was a 3-time All-Big 12 selection and a member of Baylor's 2021 National Championship team, playing in 126 games with 105 starts.

NATIONAL POLLS

THE ASSOCIATED PRESS POLL

Updated: March 2, 2026

Rank	School	Record	Points	Prv
1.	Duke (55)	27-2	1471	1
2.	Arizona (4)	27-2	1392	2
3.	Michigan	27-2	1385	3
4.	UConn	27-3	1275	6
5.	Florida	23-6	1234	7
6.	Iowa State	24-5	1118	4
7.	Houston	24-5	1094	5
8.	Michigan State	24-5	1055	13
9.	Nebraska	25-4	1002	12
10.	Texas Tech	22-7	855	16
11.	Illinois	22-7	838	10
12.	Gonzaga	28-3	752	9
13.	Virginia	25-4	731	11
14.	Kansas	21-8	722	14
15.	Purdue	22-7	712	8
16.	Alabama	22-7	657	17
17.	North Carolina	23-6	554	18
18.	St. John's	23-6	547	15
19.	Miami (Ohio)	29-0	360	21
20.	Arkansas	21-8	333	20
21.	Saint Mary's	27-4	304	—
22.	Miami	23-6	153	—
23.	Tennessee	20-9	118	22
24.	Vanderbilt	22-7	117	25
25.	Saint Louis	26-3	103	23

Other receiving votes: **BYU 74**, Louisville 47, Kentucky 47, Missouri 17, Wisconsin 27, Clemson 19, Utah State 10, High Point 7, **UCF 7**, Dayton 5, Villanova 4, Navy 3, **TCU 2**, NC State 2, Santa Clara 1, Ohio State 1.

USA TODAY COACHES POLL

Updated: March 2, 2026

Rank	School	Record	Points	Prv
1.	Duke (28)	27-2	772	2
2.	Arizona (3)	27-2	735	1
3.	Michigan	27-2	720	3
4.	UConn	27-3	670	6
5.	Florida	23-6	639	7
6.	Houston	24-5	606	4
7.	Iowa State	24-5	574	5
8.	Michigan State	24-5	540	13
9.	Nebraska	25-4	537	10
10.	Texas Tech	22-7	452	16
11.	Illinois	22-7	420	11
12.	Gonzaga	28-3	419	9
13.	Virginia	25-4	407	12
14.	Purdue	22-7	371	8
15.	Kansas	21-8	363	14
16.	Alabama	22-7	338	18
17.	St. John's	23-6	295	15
18.	North Carolina	23-6	283	19
19.	Arkansas	21-8	194	17
20.	Miami (Ohio)	29-0	175	25
21.	Saint Mary's	27-4	126	—
22.	Vanderbilt	22-7	93	21
23.	Miami	23-6	74	—
24.	Saint Louis	26-3	73	24
25.	Tennessee	20-9	57	22

Others receiving votes: **BYU 35**, Louisville 31, Wisconsin 23, Villanova 17, Missouri 10, Utah State 9, Clemson 8, Kentucky 5, UCF 3, Georgia 1.

TRACKING K-STATE IN THE POLLS

	AP	Coaches
Pre	rv	rv
11/10	rv	rv
11/17	rv	—
11/24	—	—
12/1	—	—
12/8	—	—
12/15	—	—
12/22	—	—
12/29	—	—
1/5	—	—
1/12	—	—
1/19	—	—
1/26	—	—
2/2	—	—
2/9	—	—
2/16	—	—
2/23	—	—
3/2	—	—
3/9	—	—
Final	—	—

WILDCATS VS. RANKED TEAMS

K-State has played over 400 games vs. ranked teams in their history, posting a 138-305 (.316) record, including 28-87 (.248) vs. the top-5, 56-154 (.272) vs. the top-10 and 80-216 (.275) vs. top-15.

K-State has 45 wins vs. ranked foes in the last 13 seasons, including 17 vs. the top 10 (one over No. 1), and 34 Top 25 wins at home.



PLAYER NOTES

HAGGERTY AMONG THE BEST

► Junior **P.J. Haggerty** is the among the best players to transfer to K-State, as he is coming off a career-best year in 2024-25, in which, he became the first Memphis Tiger since 2008 to be named an AP All-American while becoming the first Division I player to average at least 21.5 points, 5.5 rebounds, 3.5 assists and 1.5 steals per game to go with 6.5 free throws per game since **Ja Morant** in 2018-19. He is the only Division I player to average at least 21 points, 5.0 rebounds, 4 assists and 1.0 steals per game in each of the last 3 seasons.

► Haggerty, who has also made stops at TCU (2022-23) and Tulsa (2023-24), reached a milestone at No. 3/3 Houston (2/14/26), as he became the fifth current Division I player to eclipse 2,000 points, joining Gonzaga's **Graham Ike**, Indiana's **Tucker DeVries**, Oklahoma's **Nijel Pack** and SMU's **Jaron Pierre Jr.** He has scored in double figures in 93 of 101 career games with 35 games of 25 or more points, including nine 30-point games and one 40-point game.

► The No. 4 scorer nationally at 23.3 points per game, who ranks second in field goals (255) and third in points (677) and field goals attempted (516), posted his fifth game of 30 or more points vs. Baylor (2/17/26), including his 20th game of 20+ points, which is the most since **Michael Beasley** in 2007-08.

► Haggerty is the first Wildcat to score in double figures in the first 29 games since **Jacob Pullen** in 2009-10, while his 677 points are second to **Michael Beasley's** 780 in 2007-08. Of his 29 double-digit scoring games, he has 21 20-point games, which ties for the third-most in a single season.

► Haggerty's 34 points vs. Baylor (2/17/26) tied for the 10th-most by a Wildcat in a Big 12 game. He made 15 field goals for the second time this season, as he made 15-of-23 attempts to go with 5 rebounds, 3 assists and 2 steals. His 5 30-point game this season are the most since Beasley had 13 in 2007-08.

► Haggerty posted his fifth career double-double, including his team-leading third of the season, at Colorado (2/25/26) with 25 points and career-best tying 10 rebounds. It was his second game of at least 20 points and 10 boards this season and the first since a 31-point, 10-rebound effort vs. Tulsa (11/17/25).

ACTIVE CAREER POINTS IN DIVISION I

- Graham Ike, Gonzaga (2,492 points in 142 games)
- Tucker DeVries, Indiana (2,400 points in 142 games)
- Nijel Pack, Oklahoma (2,221 points in 152 games)
- Jaron Pierre Jr., SMU (2,125 points in 148 games)
- **P.J. Haggerty, K-State (2,110 points in 101 games)**
- Bruce Thornton, Ohio State (2,085 points in 132 games)
- Lamar Wilkinson, Indiana (1,955 points in 125 games)
- Honor Huff, West Virginia (1,937 points in 133 games)
- Robbie Avila, Saint Louis (1,931 points in 132 games)
- Boopie Miller (1,931 points in 126 games)

RAPIEQUE RETURNS

► Junior **Elias Rapieque** made his return to the court at Colorado (2/25/26), as he came off the bench to play 8 minutes, scoring 5 points on 2-of-3 field goals, including a 3-pointers, to go with 3 rebounds and an assists. The German national had not played since Jan. 10, missing the previous 11 games.

JOHNSON IS MR. EVERYTHING

► Senior **Nate Johnson** has impacted the Wildcats in a number of areas, as the transfer ranks first in assists (140), steals (68) and free throw percentage (83.6), second in 3-point field goals (57) and third in scoring (12.3 ppg.) and rebounding (4.9 rpg). He is the only Big 12 player averaging a stat line of at least 12.0 points, 4.5 rebounds, 4.0 assists and 2.0 steals per game.

► Johnson became the first Wildcat to ever post a stat line of at least 30 points, 9 assists and 6 steals vs. Baylor (2/17/26), as he poured in a career-high 33 points to go with 9 assists, 6 steals and 5 rebounds in 39 minutes.

► Johnson has scored in double figures in each of the last 6 games, where he is averaging 17.0 points on 47.8 percent (32-of-67) from the field, including 48.3 percent (14-of-29) from 3-point range, and 80 percent (24-of-30) from the line. He is also averaging 6.0 rebounds, 5.7 assists and 5.0 steals in that span.

► Johnson has posted 20 double-digit scoring games this season, including 20-point games vs. UNC Greensboro (11/4/25) and California (11/13/25). He has recorded 5 games of 8 or more rebounds, 11 games of 5 or more assists and 12 games of 3 or more steals. He posted his third career double-double and his second this year with 12 points and 10 rebounds at No. 3/3 Houston (2/14/26).

► Johnson has a team-high 140 assists this season, which ranks 10th in the Big 12. He is one of just 12 Wildcats to tally at least 140 assists in a single season.

► Johnson's 68 steals are the third-most in a single season and the most since **Markquis Nowell** set the school record with 92 in 2022-23. He ranks 13th in the nation in total steals and 17th in steals per game (2.27).

SCHOOL SINGLE-SEASON STEALS

- 1. 92, Markquis Nowell (2022-23; 36 games)
- 2. 82, Barry Brown Jr. (2016-17; 35 games)
- 3. 68, **Nate Johnson (2025-26; 30 games)**
- 4. 67, Jacob Pullen (2009-10; 37 games) / Barry Brown Jr. (2017-18; 37 games)

CASTILLO'S IMPROVEMENT

► Junior **David Castillo** has made one of the biggest jumps in production this season, as he ranks fourth on the team in scoring (10.6 ppg.) while connecting on 41 percent (113-of-281) from the field, including 35.1 percent (54-of-154) from 3-point range, and 81.3 percent (39-of-48) from the free throw line. He has more than quadrupled his point total (77 to 319) from his freshman year, while also posting 13 double-digit scoring games.

MANNING IS THE MAN

► Junior **Taj Manning's** patience is finally paying off, as the longest tenured Wildcat is finally making an impact on the court. With injuries in the frontcourt, he has averaged 20.4 minutes in the last 23 games with starts in 15 of the last 17 games, including in each of the last 14 games. In that span, he is averaging 4.7 points on 46.7 percent (42-of-90) shooting with 5.9 rebounds per game.

► Manning has made a particular impact on the rebounding end, where 138 of his 144 rebounds this season have come in the last 23 games with a career-high 10 vs. TCU (2/28/26) and 9 in 2 other games. He tied his career-high of 10 points for the third time at No. 13/13 Texas Tech (2/21/26).

SITUATIONAL STATS

	25-26
Overall	12-18
Big 12 play	3-14
At Home	10-8
At Bramlage Coliseum	10-8
On the Road	1-9
At Neutral Sites	1-1
In Overtime	0-0
vs. Top 25 teams	0-7
vs. Top 10 teams	0-4
In games decided by 3 points or less	4-4
In games decided by 4-5 points	0-1
In games decided by 6-10 points	2-4
In games decided by 11-19 points	1-4
In games decided by 20 or more points	5-5
Scoring first	7-8
Leading at the Half	10-2
Tied at the Half	0-0
Trailing at the Half	2-16
K-State shoots 50% or better	8-3
K-State shoots less than 50%	4-15
K-State shoots better than opponent	11-3
Opponent shoots 50% or better	1-6
Opponent shoots less than 50%	11-12
K-State out-rebounds opponent	8-2
Opponent out-rebounds K-State	4-15
K-State shoots 70% or better from FT Line	10-8
K-State has more FT attempts	3-3
Opponent has more FT attempts	5-15
K-State shoots 40% or better from 3-pt range	9-4
K-State makes at least 6 3-pt FGs	11-17
K-State has more turnovers than opponent	4-10
K-State has less turnovers than opponent	5-7
K-State equals opponent in turnovers	3-1
K-State scores 100-plus points	2-0
K-State scores 90-99 points	6-0
K-State scores 80-89 points	3-4
K-State scores 70-79 points	0-5
K-State scores 60-69 points	1-8
K-State scores 50-59 points	0-1
K-State scores less than 50 points	0-0
Opponent scores 100-plus points	0-2
Opponent scores 90 or more points	1-2
Opponent scores 80-89 points	2-9
Opponent scores 70-79 points	6-4
Opponent scores 60-69 points	2-0
Opponent scores 50-59 points	0-1
Opponent scores less than 50 points	1-0
K-State has 2 in double figures	2-5
K-State has 3 in double figures	4-7
K-State has 4 in double figures	5-4
K-State has 5 in double figures	1-1
K-State has 6 in double figures	0-0

HAGGERTY, JOHNSON RECORD SPECIAL PERFORMANCES VS. BAYLOR



► Junior **P.J. Haggerty** and senior **Nate Johnson** became the fifth Big 12 duo and the first Wildcat tandem since 2008 to each record a 30-point game, as K-State snapped a 6-game losing streak with a 90-74 wire-to-wire win over Baylor in interim coach **Matthew Driscoll's** debut on Tuesday.

► Haggerty (34 points) and Johnson (33 points) combined for 67 of the 90 points on 26-of-39 shooting from the field, including 6-of-10 from 3-point range. They are the first duo to go for 30 or more points since **Michael Beasley** (44 points) and **Bill Walker** (31 points) accomplished the feat at Baylor on Feb. 23, 2008. It is just the third such game in school history, as **Curtis Redding** and **Mike Evans** had 37 and 31 points vs. Arizona State on Dec. 14, 1977.

► The 67 combined points are the fourth-most by two Wildcats in school history, and the most since Beasley and Walker combined for 75 points, and the second-most by a duo at Bramlage Coliseum behind the 77 by **Askia Jones** (62 points) and **Anthony Beane** (15 points) vs. Fresno State in 1994.

BIG 12 DUOS WITH 30-POINT GAMES

- Clarence Gilbert (43)/Kareem Rush (31), Missouri vs. Iowa State, Jan. 13, 2001
- Mario Boggan (36)/JamesOn Curry (31), OSU vs. Southern OSU, Jan. 2, 2007
- Michael Beasley (44)/Bill Walker (31), K-State vs. Baylor, Feb. 23, 2008
- AJ Dybantsa (36)/Rob Wright (30), BYU vs. Baylor, Feb. 10, 2026
- **P.J. Haggerty (34)/Nate Johnson (33), K-State vs. Baylor, Feb. 27, 2026**

► Haggerty recorded his fifth 30-point game, as he scored his 34 points on 15-of-23 field goals, including 1-of-2 from beyond the arc, and 3-of-4 free throws to go with 5 rebounds, 3 assists and 2 steals in 38 minutes. His 5 30-point games are the fifth-most in a single season behind **Michael Beasley** (13, 2007-08), **Bob Boozer** (7, 1958-59), **Norris Coleman** (7, 1985-86) and **Mitch Richmond** (6, 1987-88).

► In addition to his career-high 33 points, Johnson dished out a game-high 9 assists to go with a game-best 6 steals and 5 rebounds in playing nearly 39 minutes. He scored his 30 points on 11-of-16 field goals, including 5-of-8 from 3-point range, and a perfect 6-of-6 effort from the free throw line. He is the first Wildcat to post such a stat line in school history and the seventh Division I player to do it according to [STATHEAD by Basketball Reference](#).

DIVISION I PLAYERS WITH AT LEAST 30 POINTS, 9 ASSISTS, 6 STEALS

- Anderson Hunt (30 points, 13 assists, 6 steals), UNLV vs. Loyola Marymount, 1990
- Tim Smith (37 points, 9 assists, 8 steals), ETSU at Campbell, 2006
- David Holston (34 points, 10 assists, 7 steals), Chicago State vs. BCU, 2008
- Jonny Flynn (34 points, 11 assists, 6 steals), Syracuse vs. UConn, 2009
- D.J. Cooper (43 points, 13 assists, 8 steals), Ohio at SBU, 2010
- Caleb Fields (34 points, 11 assists, 8 steals), Ark. St. vs. Texas St., 2024
- **Nate Johnson (33 points, 9 assists, 6 steals) vs. Baylor, 2026**

AROUND THE

■ BIG 12 PLAYERS OF THE WEEK

	Player	Newcomer
Nov. 10	Koa Peat, UofA Christian Anderson, TxDtech	Koa Peat, UofA
<i>Starting Five - Anderson, Peat, AJ Dybantosa, Baba Miller, Darryn Peterson</i>		
Nov. 17	Kingston Flemings, UH	Kingston Flemings, UH
<i>Starting Five - Flemings, AJ Dybantosa, Tamin Lipsey, Flory Bidunga, JT Toppin</i>		
Nov. 24	P.J. Haggerty, K-State Koa Peat, UofA	Koa Peat, UofA
<i>Starting Five - Haggerty, Peat, Jaden Bradley, Jamichael Stillwell, Tamin Lipsey</i>		
Dec. 1	Joshua Jefferson, ISU Moe Odum, ASU	Moe Odum, ASU
<i>Starting Five - Jefferson, Odum, Cameron Carr, Flory Bidunga, Brock Harding</i>		
Dec. 8	Milan Momcilovic, ISU Tounde Yessoufou, BU	Tounde Yessoufou, BU
<i>Starting Five - Momcilovic, Yessoufou, Kingston Flemings, Parsa Fallah, Christian Anderson</i>		
Dec. 15	Melvin Council Jr., KU Melvin Council Jr., KU	Melvin Council Jr., KU
<i>Starting Five - Council, Braden Burries, AJ Dybantosa, JT Toppin, Honor Huff</i>		
Dec. 22	Christian Anderson, TxDtech LeJuan Watts, TxDtech	LeJuan Watts, TxDtech
<i>Starting Five - Anderson, Watts, Tounde Yessoufou, AJ Dybantosa, Kingston Flemings</i>		
Dec. 30	AJ Dybantosa, BYU AJ Dybansta, BYU	AJ Dybansta, BYU
<i>Starting Five - Dybantosa, Tounde Yessoufou, Baba Miller, Joshua Jefferson, Christian Anderson</i>		
Jan. 5	JT Toppin, TxDtech AJ Dybansta, BYU	AJ Dybansta, BYU
<i>Starting Five - Toppin, Dybansta, Riley Kugel, Joshua Jefferson, Milan Momcilovic</i>		
Jan. 12	Richie Saunders, BYU Honor Huff, WVU	Honor Huff, WVU
<i>Starting Five - Saunders, Huff, Massamba Diop, Kingston Flemings, Darryn Peterson</i>		
Jan. 19	JT Toppin, TxDtech Darryn Peterson, KU	Darryn Peterson, KU
<i>Starting Five - Toppin, Peterson, Jaden Bradley, Themus Fulks, Baba Miller</i>		
Jan. 26	JT Toppin, TxDtech AJ Dybansta, BYU	AJ Dybansta, BYU
<i>Starting Five - Dybantosa, Toppin, Kingston Flemings, Milan Momcilovic, Xavier Edmonds</i>		
Feb. 2	Brayden Burries, UofA Brayden Burries, UofA	Brayden Burries, UofA
<i>Starting Five - Burries, Richie Saunders, Themus Fulks, Tamin Lipsey, Bryson Tiller</i>		
Feb. 9	Flory Bidunga, KU AJ Dybansta, BYU	AJ Dybansta, BYU
<i>Starting Five - Bidunga, Dybansta, Cameron Carr, Kingston Flemings, Xavier Edmonds</i>		
Feb. 16	JT Toppin, TxDtech AJ Dybansta, BYU	AJ Dybansta, BYU
<i>Starting Five - Toppin, Dybansta, Tonde Yessoufou, Rob Wright, Emanuel Sharp</i>		
Feb. 23	AJ Dybansta, BYU AJ Dybansta, BYU	AJ Dybansta, BYU
<i>Starting Five - Dybansta, Anthony Dell'Orso, Themus Fulks, Moustapha Thiam, Bangot Dak</i>		
Mar. 2	Christian Anderson, TxDtech Brayden Burries, UofA	Brayden Burries, UofA
<i>Starting Five - Anderson, Burries, Cameron Carr, Moutapha Thiam, Donovan Atwell</i>		
Mar. 9		
<i>Starting Five -</i>		

■ BIG 12 PRESEASON POLL

Team (First-place Votes)	Points
1. Houston (14)	224
2. BYU (1)	204
3. Texas Tech	200
4. Arizona (1)	179
5. Iowa State	170
6. Kansas	163
7. Baylor	137
8. Cincinnati	120
9. K-STATE	117
10. TCU	90
11. West Virginia	79
12. Oklahoma State	77
13. Utah	50
14. UCF	39
15. Colorado	37
16. Arizona State	34

Preseason All-Big 12 First Team

*AJ Dybantosa, BYU
Ritchie Saunders, BYU
Emanuel Sharp, Houston
Joseph Tugler, Houston
*Milos Uzan, Houston
Tamin Lipsey, Iowa State
*Darryn Peterson, Kansas

PJ Haggerty, K-State

Christian Anderson, Texas Tech
*JT Toppin, Texas Tech

Preseason Speciality Awards

Preseason Player of the Year: JT Toppin, Texas Tech
Preseason co-Newcomer of the Year: LeJuan Watts, Texas Tech
Freshman of the Year: Darryn Peterson, Kansas

BIG 12 STANDINGS

	SCHOOL	NET	W-L	Pct.	W-L	Pct.	H	A	N	Streak
(1)	Arizona	3	15-2	.882	28-2	.933	16-1	8-1	4-0	W5
(2)	Houston	7	13-4	.765	25-5	.833	15-1	5-3	5-1	W2
(3)	Texas Tech	14	12-5	.706	22-8	.733	14-2	5-4	3-2	L1
(4)	Kansas	19	11-6	.647	21-9	.700	12-2	5-6	4-1	L2
—	Iowa State	10	11-6	.647	24-6	.800	15-1	5-5	4-0	L2
(6)	TCU	42	10-7	.588	20-10	.667	13-5	5-5	2-0	W4
(7)	UCF	48	9-8	.529	20-9	.690	13-5	5-4	2-0	L2
—	Cincinnati	44	9-8	.529	17-13	.567	15-3	2-7	0-3	W2
(9)	West Virginia	62	8-9	.471	17-13	.567	14-3	3-6	0-4	L1
—	BYU	25	8-9	.471	20-10	.667	11-3	3-6	6-1	L3
(11)	Colorado	71	7-10	.412	17-13	.567	13-4	2-8	2-1	W1
—	Arizona State	65	7-10	.412	16-14	.533	10-5	2-8	4-1	W2
(13)	Oklahoma State	78	6-11	.353	18-12	.600	14-4	2-7	2-1	W1
(14)	Baylor	51	5-12	.294	15-15	.500	10-6	3-7	2-2	L1
(15)	K-STATE	101	3-14	.176	12-18	.400	10-8	1-9	1-1	W1
(16)	Utah	128	2-15	.118	10-20	.333	8-9	1-9	1-2	L4

BIG 12 STAT RANKINGS

Scoring

Player	G	FG	3FG	FT	Pts	AVG
1. Dybantosa, AJ - BYU	30	256	42	191	745	24.83
2. Haggerty, PJ - KState	29	255	38	129	677	23.34
3. Toppin, JT - TTU	25	234	16	62	546	21.84
4. Brown, Terrence - Utah	30	209	32	148	598	19.93
5. Anderson, Christian - TTU	29	184	97	88	553	19.07
6. Carr, Cameron - Baylor	30	191	66	119	567	18.90
7. Wright III, Robert - BYU	30	197	53	104	551	18.37
8. Saunders, Richie - BYU	25	149	64	89	451	18.04
9. Yessoufou, Tounde - Baylor	30	197	50	87	531	17.70
10. Odum, Maurice - ASU	30	160	87	113	520	17.33

Rebounding

Player	G	Off	Def	Total	AVG
1. Toppin, JT - TTU	25	105	166	271	10.84
2. Miller, Baba - UC	28	65	215	280	10.00
3. Awaka, Tobe - UA	30	113	176	289	9.63
4. Bidunga, Flory - KU	30	88	187	275	9.17
5. Dawes, Keanu - Utah	30	60	208	268	8.93
6. Krivas, Motiejus - UA	30	89	158	247	8.23
7. Stillwell, Jamichael - UCF	27	85	125	210	7.78
8. Cenac Jr, Chris - UH	30	66	159	225	7.50
9. Jefferson, Joshua - IowaSt	30	60	163	223	7.43
10. Keita, Keba - BYU	28	68	127	195	6.96

Scoring Offense

Team	G	W-L	Pts	AVG
1. Arizona	30	28-2	2598	86.60
2. BYU	30	20-10	2532	84.40
3. Oklahoma St.	30	18-12	2526	84.20
4. UCF	29	20-9	2404	82.90
5. Baylor	30	15-15	2462	82.07
6. Iowa St.	30	24-6	2449	81.63
7. Texas Tech	30	22-8	2444	81.47
8. Colorado	30	17-13	2397	79.90
9. Kansas St.	30	12-18	2370	79.00
10. TCU	30	20-10	2343	78.10
11. Arizona St.	30	16-14	2329	77.63
12. Houston	30	25-5	2325	77.50
13. Kansas	30	21-9	2267	75.57
14. Utah	30	10-20	2238	74.60
15. Cincinnati	30	17-13	2212	73.73
16. West Virginia	30	17-13	2089	69.63

Scoring Defense

Team	G	Pts	AVG
1. Houston	30	1870	62.33
2. West Virginia	30	1942	64.73
3. Iowa St.	30	1973	65.77
4. Cincinnati	30	2025	67.50
5. Arizona	30	2047	68.23
6. Kansas	30	2063	68.77
7. TCU	30	2149	71.63
8. Texas Tech	30	2167	72.23
9. BYU	30	2273	75.77
10. Baylor	30	2311	77.03
11. Arizona St.	30	2329	77.63
12. Utah	30	2357	78.57
13. Colorado	30	2361	78.70
14. UCF	29	2288	78.90
15. Kansas St.	30	2410	80.33
16. Oklahoma St.	30	2476	82.53

Team Summaries

Team	G	PF-PA	Avg score	Margin	FG-FGA	Pct.	3FG-FGA	Pct.	FT-FTA	Pct.	RebF	RebA	Margin
Arizona	30	2598-2047	86.6-68.2	+18.37	920-1838	.501	176-499	.353	582-787	.740	1297	942	+11.83
Arizona St.	30	2329-2329	77.6-77.6	0.00	787-1765	.446	229-669	.342	526-698	.754	1002	1093	-3.03
BYU	30	2532-2273	84.4-75.8	+8.63	890-1862	.478	263-750	.351	489-657	.744	1156	1032	+4.13
Baylor	30	2462-2311	82.1-77.0	+5.03	870-1826	.476	247-711	.347	475-652	.729	1115	975	+4.67
Cincinnati	30	2212-2025	73.7-67.5	+6.23	789-1822	.433	261-792	.332	371-545	.681	1108	1040	+2.27
Colorado	30	2397-2361	79.9-78.7	+1.20	843-1786	.472	221-623	.355	490-649	.755	1031	1030	+0.03
Houston	30	2325-1870	77.5-62.3	+15.17	836-1861	.449	264-772	.342	389-502	.775	1098	1001	+3.23
Iowa St.	30	2449-1973	81.6-65.8	+15.87	880-1795	.490	265-691	.384	424-627	.676	1068	931	+4.57
Kansas	30	2267-2063	75.6-68.8	+6.80	805-1762	.457	221-629	.351	436-565	.772	1159	1098	+2.03
Kansas St.	30	2370-2410	79.0-80.3	-1.33	867-1896	.457	281-784	.358	355-502	.707	1031	1110	-2.63
Oklahoma St.	30	2526-2476	84.2-82.5	+1.67	870-1888	.461	233-680	.343	553-748	.739	1139	1116	+0.77
TCU	30	2343-2149	78.1-71.6	+6.47	811-1810	.448	221-667	.331	500-708	.706	1085	992	+3.10
Texas Tech	30	2444-2167	81.5-72.2	+9.23	867-1839	.471	344-874	.394	366-511	.716	1119	1010	+3.63
UCF	29	2404-2288	82.9-78.9	+4.00	868-1817	.478	242-633	.382	426-566	.753	1064	949	+3.97
Utah	30	2238-2357	74.6-78.6	-3.97	796-1757	.453	235-668	.352	411-564	.729	1019	1055	-1.20
West Virginia	30	2089-1942	69.6-64.7	+4.90	733-1658	.442	234-707	.331	389-579	.672	1043	985	+1.93

■ BIG WINS AT BRAMLAGE COLISEUM

Most memorable wins since the arena's opening in 1988.

Nov. 26, 1988 - K-State 81, Purdue 77

First-ever game in Bramlage Coliseum

First Points Scored by a Wildcat

Steve Henson, 3-pointer vs. Purdue (18:53 of first half)

Jan. 14, 1989 - No. 16 Kansas 75, K-State 74

The first overtime game in Bramlage Coliseum

Mar. 1, 1989 - K-State 76, No. 7 Missouri 75

The first Top 25 win at Bramlage Coliseum

Jan. 16, 1990 - K-State 66, No. 3 Oklahoma 51

The first Top 5 win at Bramlage Coliseum

Feb. 8, 1990 - K-State 65, No. 1 Missouri 58

The first win over a No. 1 team at Bramlage Coliseum

Dec. 8, 1992 - K-State 73, Ohio 72

The first overtime win at Bramlage Coliseum

Jan. 5, 1993 - K-State 79, La Salle 59

The 50th win at Bramlage Coliseum

March 17, 1994 - K-State 78, Mississippi State 67

The first postseason win at Bramlage Coliseum

March 24, 1994 - K-State 115, Fresno State 77

Askia Jones scores a school-record 62 points

Nov. 22, 1997 - K-State 89, Long Beach State 50

The 100th win at Bramlage Coliseum

Dec. 23, 2000 - K-State 86, No. 19 Iowa 78

K-State ends 8-game losing streak vs. Top 25 teams

Feb. 12, 2002 - K-State 69, Texas A&M 38

The 150th win at Bramlage Coliseum

Feb. 8, 2006 - K-State 66, Iowa State 63

The 200th win at Bramlage Coliseum

Jan. 7, 2008 - K-State 85, Savannah State 25

The fewest points allowed at Bramlage Coliseum

Jan. 30, 2008 - No. 22 K-State 84, No. 2 Kansas 75

The first win over Kansas at Bramlage Coliseum

Dec. 8, 2009 - K-State 71, Xavier 56

The 250th win at Bramlage Coliseum

Jan. 18, 2010 - K-State 71, No. 1 Texas 62

The second win over a No. 1 team at Bramlage Coliseum

Feb. 14, 2011 - K-State 84, No. 1 Kansas 68

The third win over a No. 1 team at Bramlage Coliseum

Feb. 25, 2013 - No. 13 K-State 75, Texas Tech 55

The 300th win at Bramlage Coliseum

Feb. 6, 2016 - K-State 80, No. 1 Oklahoma 69

The fourth win over a No. 1 team at Bramlage Coliseum

Jan. 21, 2017 - K-State 79, No. 7 West Virginia 75

The 350th win at Bramlage Coliseum

March 9, 2019 - No. 18 K-State 68, Oklahoma 53

K-State clinches a share of the Big 12 title

Jan. 15, 2022 - K-State 62, No. 19 Texas Tech 51

The 400th win at Bramlage Coliseum

Nov. 7, 2022 - K-State 93, UTRGV 59

Jerome Tang's first win at Bramlage Coliseum

Jan. 17, 2023 - No. 13 K-State 83, No. 2 Kansas 82 (OT)

The first OT win over Kansas at Bramlage Coliseum

Dec. 1, 2024 - K-State 120, UAPB 73

The most K-State points scored at Bramlage Coliseum

Nov. 13, 2025 - K-State 99, California 96

The most combined points in Bramlage Coliseum history

Feb. 17, 2026 - K-State 90, Baylor 74

The 450th win at Bramlage Coliseum



■ QUICK FACTS

- Opened:** Nov. 26, 1988
- Groundbreaking:** Oct. 18, 1986
- Capacity:** 11,010
- Original cost:** \$17.2 million
- Building:** The coliseum is named for the late 1935 K-State graduate and Junction City (Kan.) businessman **Fred Bramlage**, who made the principle contribution.
- All-Time Record:** 451-161 (.737)
- Conference Record:** 183-129 (.587)
- Big 12 Record:** 152-104 (.594)
- Record vs. Top 25:** 54-78 (.412)
- Record vs. Ranked Big 12:** 50-75 (.403)

BRAMLAGE COLISEUM

38th season [1988-present]

Now in its 38th season of hosting Wildcat men's basketball, the **Fred Bramlage Coliseum** has carved its own niche in K-State's colorful history of basketball homes. In keeping with the tradition established by Nichols Gymnasium (1910-50) and Ahearn Field House (1950-88), the arena has given the team a deafening, winning environment since its opening in 1988.

Dubbed the "Octagon of Doom," K-State has posted a 451-161 (.737) all-time mark in its current home, including an emotional 81-77 win over Purdue (led by alumnus **Gene Keady**) in the facility's debut on Nov. 26, 1988. The 451 victories are the most at a home venue for the Wildcats, surpassing the previous mark of 378 wins at Ahearn Field House (1950-88).

K-State has earned double-digit victories in 30 of its 38 seasons at Bramlage Coliseum, including a streak of 18 consecutive seasons from 2001-19. Three times Wildcat teams have set the single-season mark with 16 wins in the arena, which came in the 2008-09, 2010-11 and 2012-13 seasons. The 2010-11 team set the high mark for highest winning percentage (16-1; .941) in a single season, which was then matched by the 2012-13 squad. The team recorded a 15-1 mark at home in 2022-23, which tied for the fewest losses in arena history.

K-State's home court advantage has been even better since the 2001-02 season, as the Wildcats have compiled a 312-104 (.750) record at Bramlage Coliseum, which includes a 179-21 (.901) mark in non-conference play. Among those 312 victories are 133 in Big 12 play, including 42 against ranked conference foes. In the last 24 seasons, the school has posted double-digit wins 22 times with an average of just over 12 home wins (12.7) per season.

Wins over Top 25 teams have also been a regular occurrence at Bramlage Coliseum since its opening with 54 ranked opponents falling to K-State, including 23 Top 10 opponents. Four No. 1 teams have been defeated during the arena's history, including No. 1 Missouri in 1990, No. 1 Texas in 2010, No. 1 Kansas in 2011 and No. 1 Oklahoma in 2016. The Wildcats have beaten at least one Top 25 opponent at Bramlage Coliseum every season since 2009-10.

The three Top 10 wins (No. 9 Baylor, No. 4 Kansas and No. 6 Iowa State) at Bramlage Coliseum in 2024 were a first in the arena's history. It surpassed the mark of two Top 10 wins set four times (1989-90, 2007-08, 2013-14, 2022-23).

In addition to wins, Bramlage Coliseum has also played host to some of the biggest crowds in the history of K-State basketball. The Wildcats have averaged better than 12,000 fans in 10 seasons since the doors to the arena opened in 1988-89, including a program-best 12,978 fans during that inaugural season.

Nine of the school's Top 10 attendance averages have come since 2006-07.

K-State has ranked among the NCAA's Top 40 nationally in attendance 13 times in the last 19 seasons, including a program-best 24th in 2012-13 (12,528) and 25th in both 2007-08 (12,529) and 2011-12 (12,783). In addition, the program has been rated 26th in 2006-07 (12,301), 2010-11 (12,652) and 2014-15 (12,549), 29th in 2013-14 (12,125) and 2016-17, 31st in 2009-10 (11,884), 32nd (11,903) in 2015-16 and 35th in 2018-19 (10,640).

K-State was one of 22 schools nationally and one of four Big 12 schools (Arizona, Iowa State and Texas Tech) to have both its men's and women's programs finish in the Top 40 nationally in average attendance in 2023-24, as the Wildcats finished 19th in women's basketball attendance with an average of 5,531 fans. The Wildcat women hosted NCAA First/Second Round action for the first time since 2017, selling out the arena for their Second Round matchup with Colorado.

Seating changes and construction has reduced capacity over the years to its current total of 11,010 for the 2025-26 season. The Wildcats sold out eight games and ranked 23rd nationally in percentage capacity at 87.57% as well as 39th in average (9,596) and total attendance (163,135) in 2022-23.

4

Four No. 1 teams have gone down at Bramlage, including No. 1 Missouri in 1990, No. 1 Texas in 2010, No. 1 Kansas in 2011 and No. 1 Oklahoma in 2016.

54

K-State has defeated 54 ranked teams in the history of Bramlage Coliseum, including 51 ranked Big 12 foes.

312-104

K-State has tallied a 312-104 record at home since 2001-02, including 133 wins in Big 12 play. The 312 wins rank fourth among all Big 12 schools.

451

K-State has posted a 451-161 all-time record at Bramlage Coliseum since its opening in 1988-89. The 451 wins are the most at a home venue for the Wildcats.



MATTHEW DRISCOLL

INTERIM HEAD COACH
Slippery Rock '92

First Season at K-State [2-3]
38th Season Overall [276-344]



Veteran coach **Matthew Driscoll**, who became the winningest coach in North Florida and Atlantic Sun Conference history during a 16-year stint (2009-25) with the Ospreys, was named interim head coach at Kansas State on February 15, 2026 after parting ways with **Jerome Tang**. Driscoll is in his first season as associate head coach after being hired by Tang on May 23, 2025.

A head coach for 20 seasons counting a four-year stint at Division III La Roche College in the mid-1990s, Driscoll has 276 career victories, including a school-record 248 at North Florida. In addition to being the winningest coach in Ospreys' history, he has the most wins (144) of any head coach in Atlantic Sun Conference (ASUN) history, boasting a career .550 winning percentage in league play. He won 15 or more games 10 times at UNF, while he finished .500 or better in ASUN play on 12 occasions. He owns the program's only three 20-win seasons, which includes 23 in 2014-15, 22 in 2015-16 and 21 in 2019-20.

Driscoll led the Ospreys to three regular-season ASUN championships (2015, 2016, 2020), while winning the league's tournament championship in 2015. He guided the school to three postseason appearances, including the school's first-ever trip to the NCAA Tournament in 2015 where they lost to Robert Morris in the First Four. The team went to NIT in 2015-16, while they earned a bid to the *Collegelsider.com* Tournament (CIT) before it was canceled in 2020.

Driscoll was three times selected as the ASUN Coach of the Year following his regular season championships in 2014-15, 2015-16 and 2019-20. He was also the 2015 NABC District 3 Coach of the Year following the Ospreys' historic 23-win campaign, in which, they won both the regular season and tournament titles before advancing to the school's first-ever NCAA Tournament appearance.

The longest tenured head coach in UNF history, Driscoll's teams own every single season program record except for steals, while they produced 27 of the 50 all-time triple-digit scoring outputs. His teams led the nation in 3-point field goals/game (12.0 in 2023-24 and 12.8 in 2024-25) and 3-point attempts/game (33.2 in 2023-24 and 25.8 in 2024-25) in each of the last two seasons.

Driscoll coached 13 of the program's 18 1,000-point scorers, including the top-4 scorers and the only 2,000-point scorer in **Dallas Moore** (2,437; 2014-17). Driscoll's 2014-15 team earned the school's first and only final Top 20 ranking in the *Collegelsider.com* Mid-Major poll, while the Ospreys received their first-ever

votes in The Associated Press (AP) poll this past season after road upset wins at South Carolina and Georgia Tech in November 2024. He guided them to five regular-season tournament titles (2009 South Mississippi Christmas Classic, 2010 and 2014 Cancun Challenge, 2012 Las Vegas Classic, 2015 Brooklyn Hoops Holiday Invitational) and their only four wins over Power 4 teams (Purdue in 2014-15, Illinois in 2015-16 and South Carolina and Georgia Tech in 2024-25).

Driscoll mentored two ASUN Players of the Year (**Dallas Moore** [2015-16, 2016-17]), three ASUN Defensive Players of the Year (**Demarcus Daniels** [2014-15, 2015-16] and **Wajid Aminu** [2018-19]), one ASUN Newcomer of the Year (**Noah Horchler** [2017-18]), two ASUN Freshmen of the Year (**Dallas Moore** [2013-14], **Wajid Aminu** [2016-17]) and three ASUN Scholar-Athletes of the Year (**Trent Mackey** [2015-16], **JT Escobar** [2018-19], **Carter Hendricksen** [2020-21]). He also had 7 NABC All-District honorees, including First Teamers **Dallas Moore** (2015-16, 2016-17) and **Chaz Lanier** (2023-24).

Driscoll's success is all the more impressive considering UNF is one of the youngest athletics programs in the country, having only started athletics in 1983 at the NAIA level before joining the Division II ranks in 1993 and eventually moving to Division I and Atlantic Sun Conference in 2005. The school only became eligible for the NCAA Tournament in his first season in 2009-10.

Driscoll spent 6 seasons on staff at Baylor (2003-09), where he helped the Bears develop from an 8-win team in their first season to a then school-record 24 wins in 2008-09. This came as the staff was hamstrung by NCAA penalties from the previous coaching staff, including a ban from non-conference games in 2005-06.

Driscoll spent seven weeks on Drew's staff at Valparaiso before making the move to Baylor. He joined the Crusaders after a 5-year stint (1998-2003) at Clemson working for head coach **Larry Shyatt**. He also worked as Shyatt's assistant at Wyoming in 1997-98, helping the Cowboys to a pair of top-10 upsets.

Driscoll earned his first head coaching position at Division III La Roche College in McCandless Township, Pa., from 1993-97, guiding the RedHawks to 26 wins. He coached the school's all-time leading scorer **Chuck Cieslak**, who was inducted into La Roche's Hall of Fame in 2012. He began his coaching career in 1988 when he served as the head coach of his high school alma mater Northgate High School in Pittsburgh.

MATTHEW DRISCOLL FILE

Experience	38th year [First at K-State]
Date Hired	February 15, 2026
Birthdate	December 14, 1964 [61]
Hometown	Pittsburgh, Pa.
Family	Wife Carrie; Sons Chase and Paxton

EDUCATION

- ▶ Slippery Rock University '92 (B.A., Education)

COACHING EXPERIENCE

- ▶ Northgate High School, Head Coach [1988-90]
- ▶ Butler County [Pa.] Community College, Assistant Coach [1990-91]
- ▶ Seneca Valley [Pa.] High School, Assistant Coach [1991-92]
- ▶ Slippery Rock, Assistant Coach [1992-93]
- ▶ LaRoche [Pa.] College, Head Coach [1993-97]
- ▶ Wyoming, Assistant Coach [1997-98]
- ▶ Clemson, Assistant Coach [1998-2003]
- ▶ Valparaiso, Assistant Coach [2003]
- ▶ Baylor, Assistant Coach [2003-09]
- ▶ North Florida, Head Coach [2009-24]
- ▶ K-State, Associate Head Coach [2025-present] / Interim Head Coach

COACHING HONORS

- ▶ 2015, 2016, 2020 Atlantic Sun Conference Coach of the Year
- ▶ 2014-15 NABC District 3 Coach of the Year

YEAR-BY-YEAR AS A HEAD COACH

Year	School	Record (Conf.)	Postseason
1993-94	LaRoche	1-24 (1-11)	---
1994-95	LaRoche	5-23 (1-11)	---
1995-96	LaRoche	5-20	---
1996-97	LaRoche	15-10	---
2009-10	North Florida	13-18 (8-12)	---
2010-11	North Florida	15-19 (10-10)	ASUN Runner-up
2011-12	North Florida	16-16 (10-8)	---
2012-13	North Florida	13-19 (8-10)	---
2013-14	North Florida	16-16 (10-8)	---
2014-15	North Florida	23-12 (12-2*)	NCAA First Four
2015-16	North Florida	22-12 (10-4*)	NIT
2016-17	North Florida	15-19 (8-6)	ASUN Runner-up
2017-18	North Florida	14-19 (7-7)	---
2018-19	North Florida	16-17 (9-7)	---
2019-20	North Florida	21-12 (13-3*)	Postseason ccd
2020-21	North Florida	8-15 (6-6)	---
2021-22	North Florida	11-20 (7-9)	---
2022-23	North Florida	14-17 (9-9)	---
2023-24	North Florida	16-16 (9-7)	---
2024-25	North Florida	15-17 (8-10)	---
2025-26	K-State	2-3 (2-3)	---
Record at UNF (16 years)		248-264 (144-118)	
Totals (20 years)		276-344 (148-143)	

SEASON BOX SCORE SINCE DRISCOLL TOOK OVER [2-3]

Game Records

Record	Overall	Home	Away	Neutral
ALL GAMES	2-3	2-1	0-2	0-0
CONFERENCE	2-3	2-1	0-2	0-0
NON-CONFERENCE	0-0	0-0	0-0	0-0

Score by Periods

Team	1st	2nd	OT	TOT
Kansas St.	170	195	0	365
Opponents	192	201	0	393

Team Box Score

No.	Player	Total					3-Point		F-Throw		Rebounds				Other				PTS	AVG		
		GP-GS	MIN	AVG	FG-FGA	FG%	3FG-3FGA	3FG%	FT-FTA	FT%	OFF	DEF	TOT	AVG	PF	DQ	A	TO			BLK	STL
4	HAGGERTY, PJ	4-4	151:27	37.9	41-75	.547	3-10	.300	9-16	.563	3	23	26	6.5	11	0	14	9	0	3	94	23.5
34	JOHNSON, Nate	5-5	181:12	36.2	29-56	.518	11-24	.458	21-26	.808	3	23	26	5.2	10	0	30	25	0	17	90	18.0
21	MCGRIFF, Khamari	5-5	107:25	21.5	17-31	.548	0-0	.000	8-10	.800	6	18	24	4.8	18	2	2	4	5	4	42	8.4
47	KOSTIC, Andrej	5-0	77:56	15.6	13-30	.433	11-26	.423	2-4	.500	0	4	4	0.8	9	0	1	8	0	1	39	7.8
10	CASTILLO, David	5-5	172:15	34.4	11-43	.256	3-21	.143	9-11	.818	1	3	4	0.8	15	0	8	11	0	5	34	6.8
15	MANNING, Taj	5-5	148:51	29.8	11-25	.440	0-2	.000	9-14	.643	11	25	36	7.2	13	1	5	4	6	3	31	6.2
3	JONES, CJ	5-1	108:29	21.7	8-26	.308	2-14	.143	2-3	.667	2	8	10	2.0	6	0	6	5	2	5	20	4.0
0	RAPIEQUE, Elias	3-0	26:36	8.9	4-6	.667	3-4	.750	0-1	.000	2	2	4	1.3	2	0	3	0	1	0	11	3.7
22	BUCA, Dorin	3-0	20:07	6.7	2-3	.667	0-1	.000	0-0	.000	0	3	3	1.0	4	0	0	5	1	0	4	1.3
6	JOHNSON, Marcus	2-0	05:41	2.8	0-1	.000	0-1	.000	0-1	.000	1	1	2	1.0	0	0	1	0	0	0	0	0.0
Team											9	12	21					1				
Total		5	1000		136-296	.459	33-103	.320	60-86	.698	38	122	160	32.0	88	3	70	72	15	38	365	73.0
Opponents		5	1000		138-314	.439	38-127	.299	79-111	.712	62	133	195	39.0	75	1	80	63	26	40	393	78.6

SEASON/CAREER STATISTICS

Summary

Player	Season Statistics										Career Statistics									
	GP-GS	MIN/G	FG%	3FG%	FT%	R/G	A/G	STL	BLK	PTS/G	GP-GS	MIN/G	FG%	3FG%	FT%	R/G	A/G	STL	BLK	PTS/G
BASHIR JR., Abdi	18-18	24.7	.421	.444	.688	2.2	2.3	9	0	13.2	84-50	23.6	.386	.399	.838	1.9	1.5	34	2	13.2
BUCA, Dorin	27-4	12.8	.507	.182	.533	3.3	0.5	5	35	3.2	27-4	12.8	.507	.182	.533	3.3	0.5	5	35	3.2
CASTILLO, David	30-14	27.8	.402	.351	.813	2.1	1.8	13	1	10.6	62-16	18.6	.360	.321	.836	1.3	1.3	26	2	6.4
HAGGERTY, PJ	29-29	35.2	.494	.355	.690	5.3	4.0	32	1	23.3	101-95	33.7	.488	.340	.766	5.3	3.7	158	5	20.9
IKEGWURUKA, Mobi	10-1	12.5	.571	.000	.500	2.0	0.4	8	4	1.9	34-1	9.3	.592	.000	.522	2.3	0.2	22	9	2.1
JOHNSON, Marcus	13-0	6.3	.267	.296	.667	1.2	0.5	0	0	2.0	101-86	28.2	.458	.405	.870	5.7	1.9	110	36	16.4
JOHNSON, Nate	30-30	32.5	.445	.396	.836	4.9	4.7	68	7	12.3	122-90	26.7	.448	.355	.798	4.0	2.7	191	28	9.7
JONES, CJ	29-1	17.2	.298	.206	.833	1.9	1.3	17	4	3.4	124-60	24.1	.383	.313	.667	2.3	2.5	89	39	6.8
KOSTIC, Andrej	21-0	13.4	.367	.365	.727	1.7	1.0	8	2	5.1	21-0	13.4	.367	.365	.727	1.7	1.0	8	2	5.1
MANNING, Taj	28-15	20.1	.478	.160	.697	5.1	1.0	20	21	4.1	50-16	13.0	.490	.219	.650	3.3	0.6	23	21	2.7
MCGRIFF, Khamari	26-26	20.2	.692	.200	.700	4.3	1.1	16	28	9.3	111-68	16.3	.683	.375	.682	3.4	0.6	41	98	7.0
OSEI, Stephen	3-0	2.9	.333	.000	.000	1.0	0.0	0	0	0.7	3-0	2.9	.333	.000	.000	1.0	0.0	0	0	0.7
RAPIEQUE, Elias	18-12	16.4	.467	.435	.353	2.6	1.5	14	5	4.0	18-12	16.4	.467	.435	.353	2.6	1.5	14	5	4.0

Scoring

Player	Season Statistics								Career Statistics							
	FG-FGA	FG%	3FG-3FGA	3FG%	FT-FTA	FT%	PTS	PTS/G	FG-FGA	FG%	3FG-3FGA	3FG%	FT-FTA	FT%	PTS	PTS/G
BASHIR JR., Abdi	80-190	.421	67-151	.444	11-16	.688	238	13.2	378-979	.386	245-614	.399	109-130	.838	1110	13.2
BUCA, Dorin	34-67	.507	2-11	.182	16-30	.533	86	3.2	34-67	.507	2-11	.182	16-30	.533	86	3.2
CASTILLO, David	113-281	.402	54-154	.351	39-48	.813	319	10.6	132-367	.360	71-221	.321	61-73	.836	396	6.4
HAGGERTY, PJ	255-516	.494	38-107	.355	129-187	.690	677	23.3	707-1450	.488	99-291	.340	597-779	.766	2110	20.9
IKEGWURUKA, Mobi	8-14	.571	0-0	.000	3-6	.500	19	1.9	29-49	.592	0-0	.000	12-23	.522	70	2.1
JOHNSON, Marcus	8-30	.267	8-27	.296	2-3	.667	26	2.0	592-1293	.458	195-482	.405	274-315	.870	1653	16.4
JOHNSON, Nate	125-281	.445	57-144	.396	61-73	.836	368	12.3	420-938	.448	134-377	.355	206-258	.798	1180	9.7
JONES, CJ	36-121	.298	13-63	.206	15-18	.833	100	3.4	322-841	.383	84-268	.313	116-174	.667	844	6.8
KOSTIC, Andrej	36-98	.367	27-74	.365	8-11	.727	107	5.1	36-98	.367	27-74	.365	8-11	.727	107	5.1
MANNING, Taj	44-92	.478	4-25	.160	23-33	.697	115	4.1	51-104	.490	7-32	.219	26-40	.650	135	2.7
MCGRIFF, Khamari	99-143	.692	1-5	.200	42-60	.700	241	9.3	323-473	.683	3-8	.375	131-192	.682	780	7.0
OSEI, Stephen	1-3	.333	0-0	.000	0-0	.000	2	0.7	1-3	.333	0-0	.000	0-0	.000	2	0.7
RAPIEQUE, Elias	28-60	.467	10-23	.435	6-17	.353	72	4.0	28-60	.467	10-23	.435	6-17	.353	72	4.0

Totals

Player	Season Statistics									Career Statistics								
	O-REB	D-REB	TOTAL	PF	FO	A	TO	A/TO	O-REB	D-REB	TOTAL	PF	FO	A	TO	A/TO		
BASHIR JR., Abdi	4	36	40	22	0	41	20	2.1	16	142	158	94	0	125	139	0.9		
BUCA, Dorin	39	50	89	54	3	14	31	0.5	39	50	89	54	3	14	31	0.5		
CASTILLO, David	10	52	62	61	1	54	41	1.3	10	70	80	83	1	78	60	1.3		
HAGGERTY, PJ	35	118	153	74	0	115	96	1.2	108	425	533	210	2	370	296	1.3		
IKEGWURUKA, Mobi	7	13	20	22	0	4	6	0.7	25	52	77	49	0	6	15	0.4		
JOHNSON, Marcus	3	12	15	11	0	6	9	0.7	168	408	576	226	3	196	249	0.8		
JOHNSON, Nate	25	122	147	71	1	140	72	1.9	108	384	492	250	5	328	190	1.7		
JONES, CJ	11	43	54	32	0	37	23	1.6	45	235	280	250	7	306	194	1.6		
KOSTIC, Andrej	10	25	35	29	0	21	20	1.1	10	25	35	29	0	21	20	1.1		
MANNING, Taj	59	85	144	57	2	27	19	1.4	66	100	166	74	2	29	21	1.4		
MCGRIFF, Khamari	40	71	111	87	5	28	25	1.1	146	226	372	230	6	64	80	0.8		
OSEI, Stephen	2	1	3	1	0	0	3	0.0	2	1	3	1	0	0	3	0.0		
RAPIEQUE, Elias	20	26	46	54	2	27	14	1.9	20	26	46	54	2	27	14	1.9		

2025-26 RESULTS

Overall Record: 12-18 (Home: 10-8 // Away: 1-9 // Neutral: 1-1)

Big 12 Record: 3-14 (Home: 3-6 // Away: 0-8)

Date	Rk	Opponent	W/L	Score	Record [Big 12]	High Scorer	High Rebounds	High Assists	High Steals	High Blocks	Attend.
Oct. 24	rv/rv	@rv/rv Missouri	L	91-100	—	Haggerty (23)	Two players (6)	Haggerty (6)	Haggerty (2)	Two players (1)	—
Oct. 29	rv/rv	@NEWMAN	W	112-90	—	Haggerty (27)	Ikegwuruka (6)	Haggerty (10)	Rapieque (5)	Three players (2)	6,901
Nov. 5	rv/rv	UNC GREENSBORO	W	93-64	1-0	Haggerty (27)	N. Johnson (9)	N. Johnson (9)	Rapieque (3)	Two players (2)	7,765
Nov. 8	rv/rv	BELLARMINE	W	98-71	2-0	Haggerty (23)	N. Johnson (7)	Haggerty (11)	Two players (2)	Two players (1)	8,040
Nov. 13	rv/rv	CALIFORNIA	W	99-96	3-0	Haggerty (23)	Castillo (4)	Haggerty (6)	Two players (2)	Buca (4)	7,521
Nov. 17	rv/—	TULSA	W	84-83	4-0	Haggerty (31)	Haggerty (10)	N. Johnson (4)	Haggerty (2)	Two players (1)	7,123
Nov. 20	rv/—	@vs. Mississippi State	W	98-77	5-0	Haggerty (37)	Haggerty (7)	Haggerty (8)	Two players (2)	Four players (1)	5,278
Nov. 21	rv/—	@vs. Nebraska	L	85-86	5-1	Haggerty (27)	Haggerty (6)	Haggerty (7)	Five players (1)	McGriff (2)	6,743
Nov. 25	—/—	@25/24 Indiana	L	69-86	5-2	Haggerty (16)	Two players (5)	Three players (2)	Three players (2)	Two players (1)	12,342
Dec. 1	—/—	BOWLING GREEN	L	66-82	5-3	Castillo (22)	Ikegwuruka (7)	Three players (2)	N. Johnson (2)	McGriff (3)	6,917
Dec. 6	—/—	rv/— SETON HALL	L	67-78	5-4	McGriff (12)	McGriff (8)	Haggerty (6)	Haggerty (3)	Two players (3)	9,195
Dec. 8	—/—	MISSISSIPPI VALLEY	W	108-49	6-4	Haggerty (28)	Two players (6)	N. Johnson (6)	N. Johnson (5)	Buca (5)	6,682
Dec. 13	—/—	@Creighton	W	83-76	7-4	Castillo (19)	Two players (6)	N. Johnson (6)	N. Johnson (4)	McGriff (2)	16,657
Dec. 20	—/—	SOUTH DAKOTA	W	106-76	8-4	Haggerty (24)	Two players (6)	Two players (5)	N. Johnson (5)	McGriff (4)	7,287
Dec. 28	—/—	ULM	W	94-85	9-4	Haggerty (24)	Haggerty (8)	Rapieque (6)	Two players (2)	Two players (1)	8,163
Jan. 3	—/—	10/10 BYU*	L	73-83	9-5 [0-1]	Haggerty (24)	McGriff (8)	Haggerty (6)	Haggerty (4)	Two players (1)	11,010
Jan. 7	—/—	@1/2 Arizona*	L	76-101	9-6 [0-2]	Haggerty (19)	Manning (7)	Haggerty (7)	Ikegwuruka (2)	Buca (3)	14,357
Jan. 10	—/—	@Arizona State*	L	84-87	9-7 [0-3]	Haggerty (25)	Buca (8)	Bashir (4)	Manning (3)	Manning (2)	7,133
Jan. 14	—/—	rv/rv UCF*	L	73-82	9-8 [0-4]	Haggerty (23)	Manning (7)	N. Johnson (10)	N. Johnson (3)	N. Johnson (1)	7,033
Jan. 17	—/—	@Oklahoma State*	L	83-84	9-9 [0-5]	Haggerty (21)	Haggerty (8)	Two players (5)	Four players (1)	Two players (2)	6,838
Jan. 20	—/—	UTAH*	W	81-78	10-9 [1-5]	Haggerty (34)	Haggerty (8)	N. Johnson (6)	Two players (2)	Two players (1)	8,061
Jan. 24	—/—	19/19 KANSAS*	L	62-86	10-10 [1-6]	Haggerty (23)	Buca (11)	Two players (4)	Manning (3)	Buca (1)	9,111
Jan. 27	—/—	@West Virginia*	L	54-59	10-11 [1-7]	Haggerty (16)	Manning (9)	N. Johnson (4)	N. Johnson (3)	Buca (3)	10,809
Feb. 1	—/—	8/9 IOWA STATE*	L	61-95	10-12 [1-8]	Haggerty (23)	Haggerty (9)	N. Johnson (5)	N. Johnson (3)	Manning (2)	8,031
Feb. 7	—/—	@TCU*	L	82-84	10-13 [1-9]	Haggerty (30)	Manning (6)	N. Johnson (11)	N. Johnson (6)	McGriff (3)	5,176
Feb. 11	—/—	CINCINNATI*	L	62-91	10-14 [1-10]	Haggerty (24)	Manning (9)	Two players (4)	Two players (2)	Manning (2)	7,274
Feb. 14	—/—	@3/3 Houston*	L	64-78	10-15 [1-11]	Haggerty (23)	N. Johnson (10)	N. Johnson (4)	Two players (3)	Buca (2)	7,035
Feb. 17	—/—	BAYLOR*	W	90-74	11-15 [2-11]	Haggerty (34)	Manning (8)	N. Johnson (9)	N. Johnson (6)	McGriff (2)	6,789
Feb. 21	—/—	@13/13 Texas Tech*	L	72-100	11-16 [2-12]	Haggerty (17)	McGriff (8)	Two players (2)	Three players (1)	Manning (3)	14,644
Feb. 25	—/—	@Colorado*	L	70-79	11-17 [2-13]	Haggerty (25)	Haggerty (10)	Haggerty (4)	N. Johnson (3)	Two players (1)	6,058
Feb. 28	—/—	TCU*	L	68-77	11-18 [2-14]	Haggerty (18)	Manning (10)	N. Johnson (9)	N. Johnson (3)	N. Johnson (3)	8,184
Mar. 3	—/—	WEST VIRGINIA*	W	65-63	12-18 [3-14]	McGriff (18)	N. Johnson (9)	N. Johnson (7)	N. Johnson (5)	McGriff (2)	6,705
Mar. 7	—/—	@14/15 Kansas*									
Mar. 10	—/—	@vs. [10] BYU or West Virginia									

1 – Exhibition (Mizzou Arena, Columbia, Mo.)
 2 – Exhibition (Bramlage Coliseum, Manhattan, Kan.)
 3 – Hall of Fame Classic (T-Mobile Center, Kansas City, Mo.)
 4 – Phillips 66 Big 12 Conference Tournament (T-Mobile Center, Kansas City, Mo.)
 * – Big 12 Conference game

Attendance / Record Summary

► Overall

Site	G	W-L	Total	Avg.	High
Home	18	10-8	140,891	7,827	11,010 vs. BYU (1/3/26)
Away	10	1-9	101,049	10,105	16,657 at Creighton (12/13/25)
Neutral	2	1-1	12,021	6,011	6,743 vs. Nebraska (11/21/25)
Total	30	12-18	253,961	8,465	16,657 at Creighton (12/13/25)

► Big 12

Site	G	W-L	Total	Avg.	High
Home	9	3-6	72,198	8,022	11,010 vs. BYU (1/3/26)
Away	8	0-8	72,050	9,006	14,644 at Texas Tech (2/21/26)
Neutral	—	—	—	—	—
Total	17	3-14	144,248	8,485	14,644 at Texas Tech (2/21/26)

Win/Loss Margin

	1	2	3	4	5	6	7	8	9	10	11	12	13	14	15	16	17	18	19	20-24	25+
Wins (12)	1	1	2				1		1							1				1	4
Losses (18)	2	1	1		1				3	1	1			1		1	1			1	4

Largest Leads / Deficits

► When Leading

Largest Margin of Victory	59 vs. Mississippi Valley State (12/8/25)
Largest Overall Lead	61 vs. Mississippi Valley State (12/8/25)
Largest Halftime Lead	34 vs. Mississippi Valley State (12/8/25)
Largest Lead in a Loss	18 at TCU (2/7/26)
Largest Halftime Lead in a Loss	4 at TCU (2/7/26)
Largest K-State Run	21-0 vs. West Virginia (3/3/26)

► When Trailing

Largest Margin of Defeat	34 vs. Iowa State (2/1/26)
Largest Overall Deficit	39 vs. Iowa State (2/1/26)
Largest Halftime Deficit	29 vs. Iowa State (2/1/26)
Largest Deficit Overcome in a Win	10 vs. UNC Greensboro (11/4/25)
Largest Halftime Deficit in a Win	3 vs. West Virginia (3/3/26)
Largest Opponent Run	19-0 by Houston (2/14/26)

2025-26 SEASON BOX SCORE

Game Records

Record	Overall	Home	Away	Neutral
ALL GAMES	12-18	10-8	1-9	1-1
CONFERENCE	3-14	3-6	0-8	0-0
NON-CONFERENCE	9-4	7-2	1-1	1-1

Score by Periods

Team	1st	2nd	OT	TOT
Kansas St.	1122	1248	0	2370
Opponents	1160	1250	0	2410

Team Box Score

No.	Player	Total			3-Point		F-Throw		Rebounds				Other Stats									
		GP-GS	MIN	AVG	FG-FGA	FG%	3FG-3FGA	3FG%	FT-FTA	FT%	OFF	DEF	TOT	AVG	PF	DQ	A	TO	BLK	STL	PTS	AVG
4	HAGGERTY, PJ	29-29	1019:40	35.2	255-516	.494	38-107	.355	129-187	.690	35	118	153	5.3	74	0	115	96	1	32	677	23.3
1	BASHIR JR., Abdi	18-18	444:17	24.7	80-190	.421	67-151	.444	11-16	.688	4	36	40	2.2	22	0	41	20	0	9	238	13.2
34	JOHNSON, Nate	30-30	974:59	32.5	125-281	.445	57-144	.396	61-73	.836	25	122	147	4.9	71	1	140	72	7	68	368	12.3
10	CASTILLO, David	30-14	834:46	27.8	113-281	.402	54-154	.351	39-48	.813	10	52	62	2.1	61	1	54	41	1	13	319	10.6
21	MCGRIFF, Khamari	26-26	525:28	20.2	99-143	.692	1-5	.200	42-60	.700	40	71	111	4.3	87	5	28	25	28	16	241	9.3
47	KOSTIC, Andrej	21-0	281:25	13.4	36-98	.367	27-74	.365	8-11	.727	10	25	35	1.7	29	0	21	20	2	8	107	5.1
15	MANNING, Taj	28-15	562:04	20.1	44-92	.478	4-25	.160	23-33	.697	59	85	144	5.1	57	2	27	19	21	20	115	4.1
0	RAPIEQUE, Elias	18-12	295:57	16.4	28-60	.467	10-23	.435	6-17	.353	20	26	46	2.6	54	2	27	14	5	14	72	4.0
3	JONES, CJ	29-1	498:52	17.2	36-121	.298	13-63	.206	15-18	.833	11	43	54	1.9	32	0	37	23	4	17	100	3.4
22	BUCA, Dorin	27-4	346:17	12.8	34-67	.507	2-11	.182	16-30	.533	39	50	89	3.3	54	3	14	31	35	5	86	3.2
6	JOHNSON, Marcus	13-0	82:32	6.3	8-30	.267	8-27	.296	2-3	.667	3	12	15	1.2	11	0	6	9	0	0	26	2.0
14	IKEGWURUKA, Mobi	10-1	124:54	12.5	8-14	.571	0-0	.000	3-6	.500	7	13	20	2.0	22	0	4	6	4	8	19	1.9
23	OSEI, Stephen	3-0	08:49	2.9	1-3	.333	0-0	.000	0-0	.000	2	1	3	1.0	1	0	0	3	0	0	2	0.7
Team											52	60	112				12					
Total		30	6000		867-1896	.457	281-784	.358	355-502	.707	317	714	1031	34.4	575	14	514	391	108	210	2370	79.0
Opponents		30	6000		842-1866	.451	239-717	.333	487-674	.723	362	748	1110	37.0	464	6	483	380	121	223	2410	80.3

2025-26 BIG 12-ONLY SEASON BOX SCORE

Game Records

Record	Overall	Home	Away	Neutral
ALL GAMES	3-14	3-6	0-8	0-0
CONFERENCE	3-14	3-6	0-8	0-0
NON-CONFERENCE	0-0	0-0	0-0	0-0

Score by Periods

Team	1st	2nd	OT	TOT
Kansas St.	570	650	0	1220
Opponents	700	701	0	1401

Team Box Score

No.	Player	Total			3-Point		F-Throw		Rebounds				Other Stats									
		GP-GS	MIN	AVG	FG-FGA	FG%	3FG-3FGA	3FG%	FT-FTA	FT%	OFF	DEF	TOT	AVG	PF	DQ	A	TO	BLK	STL	PTS	AVG
4	HAGGERTY, PJ	16-16	601:26	37.6	151-313	.482	22-64	.344	55-88	.625	20	67	87	5.4	43	0	57	46	0	20	379	23.7
1	BASHIR JR., Abdi	5-5	142:42	28.5	24-64	.375	18-49	.367	5-6	.833	2	8	10	2.0	6	0	9	6	0	3	71	14.2
34	JOHNSON, Nate	17-17	574:12	33.8	67-168	.399	30-83	.361	43-50	.860	12	66	78	4.6	40	1	89	49	4	40	207	12.2
10	CASTILLO, David	17-12	529:32	31.1	52-155	.335	26-83	.313	16-20	.800	2	27	29	1.7	43	1	21	24	0	9	146	8.6
21	MCGRIFF, Khamari	13-13	264:08	20.3	47-71	.662	0-2	.000	16-21	.762	13	40	53	4.1	47	4	15	14	10	6	110	8.5
47	KOSTIC, Andrej	11-0	176:09	16.0	22-57	.386	20-49	.408	4-6	.667	0	14	14	1.3	18	0	7	12	1	5	68	6.2
15	MANNING, Taj	17-15	462:04	27.2	34-72	.472	3-17	.176	18-27	.667	45	62	107	6.3	53	2	24	17	17	17	89	5.2
0	RAPIEQUE, Elias	5-2	66:30	13.3	8-16	.500	5-11	.455	1-4	.250	4	6	10	2.0	11	1	3	2	1	1	22	4.4
3	JONES, CJ	16-1	285:16	17.8	20-75	.267	7-42	.167	5-6	.833	7	18	25	1.6	18	0	22	14	3	10	52	3.3
22	BUCA, Dorin	15-4	213:55	14.3	21-42	.500	2-8	.250	3-10	.300	24	26	50	3.3	35	2	6	20	16	5	47	3.1
14	IKEGWURUKA, Mobi	2-0	19:13	9.6	3-5	.600	0-0	.000	0-0	.000	0	1	1	0.5	3	0	0	1	0	4	6	3.0
6	JOHNSON, Marcus	9-0	64:53	7.2	7-26	.269	7-23	.304	2-3	.667	3	7	10	1.1	8	0	6	7	0	0	23	2.6
Team											31	32	63				10					
Total		17	3400		456-1064	.429	140-431	.325	168-241	.697	163	374	537	31.6	325	11	259	222	52	120	1220	71.8
Opponents		17	3400		491-1057	.465	132-393	.336	287-396	.725	218	468	686	40.4	244	3	288	207	78	121	1401	82.4

2025-26 HOME-ONLY BOX SCORE

Game Records

Record	Overall	Home	Away	Neutral
ALL GAMES	10-8	10-8	0-0	0-0
CONFERENCE	3-6	3-6	0-0	0-0
NON-CONFERENCE	7-2	7-2	0-0	0-0

Score by Periods

Team	1st	2nd	OT	TOT
Kansas St.	693	757	0	1450
Opponents	678	735	0	1413

Team Box Score

No.	Player				Total			3-Point		F-Throw		Rebounds								PTS	AVG	
		GP-GS	MIN	AVG	FG-FGA	FG%	3FG-3FGA	3FG%	FT-FTA	FT%	OFF	DEF	TOT	AVG	PF	DQ	A	TO	BLK			STL
4	HAGGERTY, PJ	17-17	574:57	33.8	153-287	.533	16-47	.340	89-124	.718	20	74	94	5.5	38	0	72	56	1	22	411	24.2
1	BASHIR JR., Abdi	11-11	262:26	23.9	47-108	.435	38-88	.432	4-8	.500	3	23	26	2.4	15	0	33	10	0	6	136	12.4
34	JOHNSON, Nate	18-18	578:17	32.1	78-159	.491	34-80	.425	32-39	.821	15	75	90	5.0	42	0	90	42	3	43	222	12.3
10	CASTILLO, David	18-9	488:24	27.1	78-179	.436	38-99	.384	19-27	.704	5	33	38	2.1	33	0	34	30	0	6	213	11.8
21	MCGRIFF, Khamari	15-15	328:31	21.9	67-94	.713	0-4	.000	31-48	.646	30	41	71	4.7	48	2	14	15	18	13	165	11.0
47	KOSTIC, Andrej	13-0	183:06	14.1	26-65	.400	19-48	.396	6-8	.750	7	22	29	2.2	21	0	15	14	1	7	77	5.9
15	MANNING, Taj	17-9	347:11	20.4	25-57	.439	3-19	.158	10-15	.667	35	55	90	5.3	29	0	17	14	12	12	63	3.7
3	JONES, CJ	18-1	321:06	17.8	21-74	.284	7-37	.189	12-15	.800	6	29	35	1.9	15	0	21	14	4	11	61	3.4
22	BUCA, Dorin	16-3	215:14	13.5	20-37	.541	0-6	.000	9-21	.429	23	31	54	3.4	34	1	10	22	22	3	49	3.1
0	RAPIEQUE, Elias	11-6	163:33	14.9	12-28	.429	3-8	.375	4-11	.364	9	10	19	1.7	29	0	20	8	4	10	31	2.8
14	IKEGWURUKA, Mobi	6-1	84:54	14.1	5-10	.500	0-0	.000	3-6	.500	6	10	16	2.7	13	0	4	4	2	3	13	2.2
6	JOHNSON, Marcus	7-0	47:10	6.7	3-18	.167	3-15	.200	0-0	.000	1	6	7	1.0	5	0	2	5	0	0	9	1.3
23	OSEI, Stephen	1-0	05:12	5.2	0-0	.000	0-0	.000	0-0	.000	1	1	2	2.0	1	0	0	3	0	0	0	0.0
Team											27	31	58				9					
Total		18	3600		535-1116	.479	161-451	.357	219-322	.680	188	441	629	34.9	323	3	332	246	67	136	1450	80.6
Opponents		18	3600		506-1131	.447	144-409	.352	257-366	.702	217	414	631	35.1	282	4	296	236	61	154	1413	78.5

2025-26 ROAD-ONLY SEASON BOX SCORE

Game Records

Record	Overall	Home	Away	Neutral
ALL GAMES	1-9	0-0	1-9	0-0
CONFERENCE	0-8	0-0	0-8	0-0
NON-CONFERENCE	1-1	0-0	1-1	0-0

Score by Periods

Team	1st	2nd	OT	TOT
Kansas St.	350	387	0	737
Opponents	401	433	0	834

Team Box Score

No.	Player				Total			3-Point		F-Throw		Rebounds								PTS	AVG	
		GP-GS	MIN	AVG	FG-FGA	FG%	3FG-3FGA	3FG%	FT-FTA	FT%	OFF	DEF	TOT	AVG	PF	DQ	A	TO	BLK			STL
4	HAGGERTY, PJ	10-10	372:60	37.3	78-187	.417	17-48	.354	29-50	.580	11	35	46	4.6	30	0	28	35	0	8	202	20.2
1	BASHIR JR., Abdi	5-5	129:22	25.9	22-57	.386	18-42	.429	2-3	.667	1	6	7	1.4	7	0	6	6	0	2	64	12.8
34	JOHNSON, Nate	10-10	330:59	33.1	37-101	.366	19-53	.358	27-32	.844	9	39	48	4.8	24	1	42	27	4	23	120	12.0
10	CASTILLO, David	10-5	301:56	30.2	31-89	.348	14-48	.292	13-13	1.000	3	16	19	1.9	25	1	16	10	1	6	89	8.9
0	RAPIEQUE, Elias	5-4	95:12	19.0	14-24	.583	5-10	.500	1-4	.250	8	12	20	4.0	18	2	3	3	0	3	34	6.8
21	MCGRIFF, Khamari	9-9	153:03	17.0	25-42	.595	1-1	1.000	9-10	.900	8	25	33	3.7	33	3	12	9	7	2	60	6.7
15	MANNING, Taj	10-6	211:60	21.2	18-34	.529	1-6	.167	13-18	.722	24	30	54	5.4	28	2	9	5	9	8	50	5.0
3	JONES, CJ	9-0	150:49	16.8	15-45	.333	6-25	.240	3-3	1.000	5	10	15	1.7	13	0	13	8	0	5	39	4.3
22	BUCA, Dorin	9-1	116:57	13.0	13-27	.481	2-4	.500	7-9	.778	15	17	32	3.6	19	2	4	8	12	2	35	3.9
47	KOSTIC, Andrej	6-0	80:09	13.4	8-25	.320	6-19	.316	1-2	.500	2	2	4	0.7	7	0	4	6	1	1	23	3.8
6	JOHNSON, Marcus	6-0	35:23	5.9	5-12	.417	5-12	.417	2-3	.667	2	6	8	1.3	6	0	4	4	0	0	17	2.8
14	IKEGWURUKA, Mobi	2-0	20:27	10.2	2-2	1.000	0-0	.000	0-0	.000	1	1	2	1.0	6	0	0	0	1	4	4	2.0
23	OSEI, Stephen	1-0	00:44	0.7	0-0	.000	0-0	.000	0-0	.000	0	0	0	0.0	0	0	0	0	0	0	0	0.0
Team											19	25	44				3					
Total		10	2000		268-645	.416	94-268	.351	107-147	.728	108	224	332	33.2	216	11	141	124	35	64	737	73.7
Opponents		10	2000		277-614	.451	80-251	.319	200-265	.755	128	285	413	41.3	151	2	160	118	55	60	834	83.4

2025-26 WINS-ONLY BOX SCORE

Game Records

Record	Overall	Home	Away	Neutral
ALL GAMES	12-0	10-0	1-0	1-0
CONFERENCE	3-0	3-0	0-0	0-0
NON-CONFERENCE	9-0	7-0	1-0	1-0

Score by Periods

Team	1st	2nd	OT	TOT
Kansas St.	536	563	0	1099
Opponents	395	497	0	892

Team Box Score

No.	Player				Total		3-Point		F-Throw		Rebounds											
		GP-GS	MIN	AVG	FG-FGA	FG%	3FG-3FGA	3FG%	FT-FTA	FT%	OFF	DEF	TOT	AVG	PF	DQ	A	TO	BLK	STL	PTS	AVG
4	HAGGERTY, PJ	11-11	357:46	32.5	107-185	.578	16-36	.444	65-80	.813	12	50	62	5.6	24	0	48	36	1	12	295	26.8
34	JOHNSON, Nate	12-12	377:58	31.5	65-112	.580	31-57	.544	26-33	.788	13	54	67	5.6	27	0	65	27	3	35	187	15.6
10	CASTILLO, David	12-3	300:20	25.0	57-113	.504	29-61	.475	17-20	.850	4	27	31	2.6	18	0	29	21	1	6	160	13.3
1	BASHIR JR., Abdi	9-9	211:48	23.5	41-89	.461	36-69	.522	1-2	.500	1	22	23	2.6	11	0	26	10	0	3	119	13.2
21	MCGRIFF, Khamari	11-11	229:52	20.9	47-67	.701	1-3	.333	27-34	.794	19	29	48	4.4	34	1	9	9	14	10	122	11.1
47	KOSTIC, Andrej	11-0	135:49	12.3	20-52	.385	13-35	.371	5-7	.714	8	15	23	2.1	15	0	16	9	1	3	58	5.3
0	RAPIEQUE, Elias	10-8	175:28	17.5	15-35	.429	3-10	.300	4-9	.444	11	14	25	2.5	31	1	21	8	4	10	37	3.7
15	MANNING, Taj	11-3	177:40	16.2	13-24	.542	1-6	.167	7-9	.778	18	29	47	4.3	10	0	8	4	5	5	34	3.1
3	JONES, CJ	12-1	215:12	17.9	14-44	.318	4-19	.211	4-5	.800	3	22	25	2.1	10	0	15	11	1	8	36	3.0
14	IKEGWURUKA, Mobi	4-1	63:35	15.9	5-6	.833	0-0	.000	2-4	.500	4	6	10	2.5	8	0	3	4	3	2	12	3.0
22	BUCA, Dorin	12-1	136:32	11.4	12-27	.444	0-5	.000	10-16	.625	12	22	34	2.8	24	1	6	14	17	0	34	2.8
6	JOHNSON, Marcus	2-0	09:54	5.0	1-4	.250	1-4	.250	0-0	.000	0	3	3	1.5	2	0	0	2	0	0	3	1.5
23	OSEI, Stephen	2-0	08:05	4.0	1-3	.333	0-0	.000	0-0	.000	2	1	3	1.5	1	0	0	3	0	0	2	1.0
Team											20	28	48					1				
Total		12	2400		398-761	.523	135-305	.443	168-219	.767	127	322	449	37.4	215	3	246	159	50	94	1099	91.6
Opponents		12	2400		319-753	.424	89-280	.318	165-235	.702	138	246	384	32.0	194	3	171	165	43	102	892	74.3

2025-26 LOSSES-ONLY SEASON BOX SCORE

Game Records

Record	Overall	Home	Away	Neutral
ALL GAMES	0-18	0-8	0-9	0-1
CONFERENCE	0-14	0-6	0-8	0-0
NON-CONFERENCE	0-4	0-2	0-1	0-1

Score by Periods

Team	1st	2nd	OT	TOT
Kansas St.	586	685	0	1271
Opponents	765	753	0	1518

Team Box Score

No.	Player				Total		3-Point		F-Throw		Rebounds											
		GP-GS	MIN	AVG	FG-FGA	FG%	3FG-3FGA	3FG%	FT-FTA	FT%	OFF	DEF	TOT	AVG	PF	DQ	A	TO	BLK	STL	PTS	AVG
4	HAGGERTY, PJ	18-18	661:54	36.8	148-331	.447	22-71	.310	64-107	.598	23	68	91	5.1	50	0	67	60	0	20	382	21.2
1	BASHIR JR., Abdi	9-9	232:29	25.8	39-101	.386	31-82	.378	10-14	.714	3	14	17	1.9	11	0	15	10	0	6	119	13.2
34	JOHNSON, Nate	18-18	597:02	33.2	60-169	.355	26-87	.299	35-40	.875	12	68	80	4.4	44	1	75	45	4	33	181	10.1
10	CASTILLO, David	18-11	534:26	29.7	56-168	.333	25-93	.269	22-28	.786	6	25	31	1.7	43	1	25	20	0	7	159	8.8
21	MCGRIFF, Khamari	15-15	295:35	19.7	52-76	.684	0-2	.000	15-26	.577	21	42	63	4.2	53	4	19	16	14	6	119	7.9
47	KOSTIC, Andrej	10-0	145:36	14.6	16-46	.348	14-39	.359	3-4	.750	2	10	12	1.2	14	0	5	11	1	5	49	4.9
15	MANNING, Taj	17-12	384:24	22.6	31-68	.456	3-19	.158	16-24	.667	41	56	97	5.7	47	2	19	15	16	15	81	4.8
0	RAPIEQUE, Elias	8-4	120:29	15.1	13-25	.520	7-13	.538	2-8	.250	9	12	21	2.6	23	1	6	6	1	4	35	4.4
3	JONES, CJ	17-0	283:39	16.7	22-77	.286	9-44	.205	11-13	.846	8	21	29	1.7	22	0	22	12	3	9	64	3.8
22	BUCA, Dorin	15-3	209:45	14.0	22-40	.550	2-6	.333	6-14	.429	27	28	55	3.7	30	2	8	17	18	5	52	3.5
6	JOHNSON, Marcus	11-0	72:38	6.6	7-26	.269	7-23	.304	2-3	.667	3	9	12	1.1	9	0	6	7	0	0	23	2.1
14	IKEGWURUKA, Mobi	6-0	61:19	10.2	3-8	.375	0-0	.000	1-2	.500	3	7	10	1.7	14	0	1	2	1	6	7	1.2
23	OSEI, Stephen	1-0	00:44	0.7	0-0	.000	0-0	.000	0-0	.000	0	0	0	0.0	0	0	0	0	0	0	0	0.0
Team											32	32	64					11				
Total		18	3600		469-1135	.413	146-479	.305	187-283	.661	190	392	582	32.3	360	11	268	232	58	116	1271	70.6
Opponents		18	3600		523-1113	.470	150-437	.343	322-439	.733	224	502	726	40.3	270	3	312	215	78	121	1518	84.3

2025-26 SUPERLATIVES

Individual

Category	Kansas State	Opponent
Points Scored	37 - P.J. Haggerty vs. Mississippi State (11/21/25)	33 - Terrence Brown, Utah (1/20/26)
Field Goals	15 - P.J. Haggerty vs. Utah (1/20/26) 15 - P.J. Haggerty vs. Baylor (2/17/26)	14 - Terrence Brown, Utah (1/20/26)
Field Goals Attempted	29 - P.J. Haggerty vs. Utah (1/20/26)	24 - Terrence Brown, Utah (1/20/26)
Highest FG Percentage (min. 5 made)	100.0 (8-of-8) - Khamari McGriff vs. Bellarmine (11/8/25) 100.0 (7-of-7) - David Castillo vs. Bellarmine (11/8/25) 100.0 (7-of-7) - Khamari McGriff at Oklahoma State (1/17/26)	100.0 (6-of-6) - Sam Hoiberg, Nebraska (11/21/25) 100.0 (5-of-5) - Andrija Vukovic, Oklahoma State (1/17/26)
Highest FG Percentage (min. 10 made)	83.3 (10-of-12) - P.J. Haggerty vs. South Dakota (12/20/25)	76.9 (10-of-13) - Flory Bidunga, Kansas (1/24/26)
3-Point Field Goals Made	7 - Abdi Bashir Jr. vs. Nebraska (11/21/25)	7 - Chris Bell, California (11/13/25)
3-Point Field Goals Attempted	15 - Abdi Bashir Jr. vs. Nebraska (11/21/25)	14 - Pryce Sandfort, Nebraska (11/21/25)
3-Point Field Goal Percentage (min. 3 made)	85.7 (6-of-7) - Nate Johnson vs. UNC Greensboro (11/4/25)	77.8 (7-of-9) - Chris Bell, California (11/13/25)
Free Throws	11 - P.J. Haggerty vs. Bellarmine (11/8/25) 11 - P.J. Haggerty vs. Tulsa (11/17/25)	13 - Reed Bailey, Indiana (11/25/25)
Free Throws Attempted	12 - P.J. Haggerty vs. Bellarmine (11/8/25) 12 - P.J. Haggerty vs. California (11/13/25) 12 - P.J. Haggerty vs. Tulsa (11/17/25) 12 - P.J. Haggerty at Arizona State (1/10/26) 12 - P.J. Haggerty vs. Kansas (1/24/26)	15 - Reed Bailey, Indiana (11/25/25)
Free Throw Percentage (min. 5 made)	100.0 (5-of-5) - Abdi Bashir Jr. vs. Nebraska (11/21/25) 100.0 (7-of-7) - Nate Johnson at Arizona (1/7/26) 100.0 (6-of-6) - Nate Johnson vs. Baylor (2/17/26)	100.0 (8-of-8) - Myles Rigsby, Tulsa (11/17/25) 100.0 (6-of-6) - Sam Towns, Bowling Green (12/11/25) 100.0 (9-of-9) - A.J. Staton-McCray, Seton Hall (12/6/25) 100.0 (7-of-7) - Parsa Fallah, Oklahoma State (1/17/26) 100.0 (7-of-7) - Elmarko Jackson, Kansas (1/24/26) 100.0 (6-of-6) - Tre White, Kansas (1/24/26) 100.0 (6-of-6) - LeJuan Watts, Texas Tech (2/21/26)
Free Throw Percentage (min. 10 made)	91.7 (11-of-12) - P.J. Haggerty vs. Bellarmine (11/8/25) 91.7 (11-of-12) - P.J. Haggerty vs. Tulsa (11/17/25)	92.3 (12-of-13) - Krystian Lewis, ULM (12/28/25)
Offensive Rebounds	8 - Dorin Buca vs. Kansas (1/24/26)	7 - Tobe Awaka, Arizona (1/7/26) 7 - Santiago Trouet, Arizona State (1/10/26) 7 - Parsa Fallah, Oklahoma State (1/17/26)
Defensive Rebounds	8 - Nate Johnson vs. UNC Greensboro (11/4/25) 8 - Nate Johnson at Houston (2/14/26) 8 - P.J. Haggerty at Colorado (2/25/26) 8 - Nate Johnson vs. West Virginia (3/3/26)	10 - Koa Peat, Arizona (1/7/26) 10 - Xavier Edmonds, TCU (2/28/26)
Total Rebounds	11 - Dorin Buca vs. Kansas (1/24/26)	13 - Xavier Edmonds, TCU (2/28/26)
Assists	11 - P.J. Haggerty vs. Bellarmine (11/8/25) 11 - Nate Johnson at TCU (2/7/26)	12 - Themus Fulks, UCF (1/14/26) 12 - Melvin Council Jr., Kansas (1/24/26)
Blocked Shots	5 - Dorin Buca vs. Mississippi Valley State (12/8/25)	5 - Massamba Diop, Arizona State (1/10/26)
Steals	6 - Nate Johnson at TCU (2/7/26) 6 - Nate Johnson vs. Baylor (2/17/26)	5 - Dai Dai Ames, California (11/13/25)
Minutes Played	40 - P.J. Haggerty at Oklahoma State (1/17/26) 40 - P.J. Haggerty at Houston (2/14/26) 40 - Nate Johnson at Houston (2/14/26)	38 - Michael James, Mississippi Valley State (12/8/25) 38 - Maurice Odum, Arizona State (1/10/26) 38 - Themus Fulks, UCF (1/14/26) 38 - Melvin Council Jr., Kansas (1/24/26) 38 - Honor Huff, West Virginia (3/3/26)

Team

K-State High	K-State Low	Category	Opponent High	Opponent Low
108 vs. Mississippi Valley State (12/8/25)	54 at West Virginia (1/27/26)	Points Scored	101 by Arizona (1/7/26)	49 by Mississippi Valley State (12/8/25)
41 vs. South Dakota (12/20/25)	20, twice	Field Goals	35 by California (11/13/25)	16 by Mississippi Valley State (12/8/25)
^77 at Arizona (1/7/26)	49 vs. West Virginia (3/3/26)	Field Goals Attempted	72 by Seton Hall (12/6/25)	55 by West Virginia (1/27/26)
^64.4 vs. California (11/13/25)	33.8 at Arizona (1/7/26)	FG Percentage	56.5 by California (11/13/25)	25.8 by Mississippi Valley State (12/8/25)
19 vs. Mississippi Valley State (12/8/25)	5, twice	3-Point Field Goals Made	16 by Cincinnati (2/11/26)	3 by Baylor (2/17/26)
36, twice	17 vs Baylor (2/17/26)	3-Point Field Goals Attempted	33 by Indiana (11/25/25)	18 by Mississippi Valley State (12/8/25)
60.9 vs. Bellarmine (11/8/25)	20.0, twice	3-Point Field Goal Percentage	57.1 by Cincinnati (2/11/26)	12.5 by Baylor (2/17/26)
19, 3 times	2 at Oklahoma State (1/17/26)	Free Throws	30 by Arizona (1/7/26)	6, twice
35 vs. Seton Hall (12/6/25)	4 at West Virginia (1/27/26)	Free Throws Attempted	39 by Arizona (1/7/26)	9 by West Virginia (1/27/26)
90.9 vs. Mississippi State (11/20/25)	40.0 at Oklahoma State (1/17/26)	Free Throw Percentage	93.3 by Creighton (12/13/25)	55.0 by South Dakota (12/20/25)
19 vs. Seton Hall (12/6/25)	5, twice	Offensive Rebounds	18, twice	7 by UCF (1/14/26)
33, twice	15 vs. Kansas (1/24/26)	Defensive Rebounds	40 by Arizona (1/7/26)	11 by Bellarmine (11/8/25)
47 vs. Seton Hall (12/6/25)	24 vs. Iowa State (2/1/26)	Total Rebounds	55 by Arizona (1/7/26)	22 by Bellarmine (11/8/25)
29 at Arizona (1/7/26)	13, twice	Fouls	22 by Seton Hall (12/6/25)	10, 3 times
3 at Arizona (1/7/26)	0, 18 times	Fouled Out	1, 3 times	0, 24 times
30 vs. Mississippi Valley State (12/8/25)	8 at Texas Tech (2/21/26)	Assists	28 by Iowa State (2/1/26)	10 by Utah (1/20/26)
19 at Indiana (11/25/25)	6, twice	Turnovers	19, twice	6 by Texas Tech (2/21/26)
9 vs. South Dakota (12/20/25)	1, twice	Blocked Shots	10 by Arizona State (1/10/26)	0, twice
13, twice	3, twice	Steals	12, twice	1 by Texas Tech (2/21/26)
\$56, twice	#18 vs. Kansas (1/24/26)	Points in Paint	56 by Arizona (1/7/26)	10 by Mississippi Valley State (12/8/25)
26 at Houston (2/14/26)	4 at Arizona (1/7/26)	Points off Turnovers	28 by TCU (2/28/26)	2 by Creighton (12/13/25)
20 at Arizona State (1/10/26)	4, 3 times	2nd Chance Points	24 by Arizona State (1/10/26)	7, twice
27, 3 times	3 at Texas Tech (2/21/26)	Fast Break Points	26 by Arizona (1/7/26)	0 by Bowling Green (12/1/25)
42 vs. South Dakota (12/20/25)	6, 3 times	Bench Points	36 by Oklahoma State (1/17/26)	9 by ULM (12/28/25)
57 vs. South Dakota (12/20/25)	19 at Houston (2/14/26)	Points/1st Half	53 by Cincinnati (2/11/26)	21 by Mississippi Valley State (12/8/25)
67.6, twice	20.8 at Houston (2/14/26)	FG Percentage/1st Half	58.1 by Iowa State (2/1/26)	19.4 by Mississippi Valley State (12/8/25)
60 vs. UNC Greensboro (11/4/25)	30 vs. TCU (2/28/26)	Points/2nd Half	62 by California (11/13/25)	28 by Mississippi Valley State (12/8/25)
66.7 vs. Baylor (2/17/26)	27.8 at Creighton (12/13/25)	FG Percentage/2nd Half	67.6 by California (11/13/25)	32.3 by Mississippi Valley State (12/8/25)
—	—	Points/Overtime	—	—
—	—	FG Percentage/Overtime	—	—

SSchool record



2025-26 LINEUP COMBINATIONS / NCAA RANKINGS

WILDCATS IN NCAA RANKINGS

Team Stats in the Top 50

Category	Stat	Ranking
Fastbreak Points	14.6	28
Assists/Game	17.1	31

Player Stats in the Top 100

Category	Player	Stat	Ranking
Assists	Nate Johnson	140	83
Assists/Game	Nate Johnson	4.7	91
Field Goals	P.J. Haggerty	255	2
Field Goal Att	P.J. Haggerty	516	3
Free Throw Att	P.J. Haggerty	187	61
Minutes/Game	P.J. Haggerty	35.1	59
Points	P.J. Haggerty	677	3
Points/Game	P.J. Haggerty	23.3	4
Steals	Nate Johnson	68	13
Steals/Game	Nate Johnson	2.27	17

KILL SHOTS

A "kill shot" is a term coined by college basketball analytics reporter **Evan Miyakawa**. Miyakawa defines a "kill shot" as any time that a team scores 10 or more unanswered points against their opponent. The ability to maximize "kill shots" while minimizing your opponent's "kill shots" plays a major factor in erasing deficits and holding leads.

Run	Score Before	Score After	Opponent
15-0	55-45, 12:35	70-45, 9:39	UNC Greensboro
10-0	15-12, 11:23	25-12, 7:35	Bellarmine
13-0	5-9, 15:54	18-9, 13:22	California
11-0	71-64, 8:46	82-64, 6:16	Mississippi State
11-0	35-45, 19:26	46-45, 17:06	Nebraska
10-0	4-20, 11:33	14-20, 9:00	Indiana
14-0	36-18, 6:38	50-18, 2:04	Mississippi Valley
11-0	8-7, 18:03	19-7, 14:48	South Dakota
10-0	57-36, 19:45	67-36, 16:44	South Dakota
11-0	8-6, 16:38	19-6, 14:12	TCU
21-0	27-31, 18:33	48-31, 10:53	West Virginia

WILDCATS BY THE MONTH

Month	Record	PPG	Opp. PPG	Margin	FG%	Opp. FG%	3P%	Opp. 3P%	RPG	APG
November	5-2	89.4	80.4	+9.0	50.8	46.5	42.9	30.9	34.4	19.4
December	4-2	87.3	74.3	+13.0	47.8	39.9	36.9	36.0	42.2	19.8
January	1-7	73.3	82.5	-9.3	41.4	47.3	32.9	29.9	32.8	16.0
February	1-7	71.1	84.8	-13.6	44.6	46.5	32.2	37.4	30.1	14.9
March	1-0	65.0	63.0	+2.0	40.8	39.3	30.0	26.1	34.0	12.0

STARTING LINEUPS

Date	Opponent	G	G	G	G/W	W
11.4	UNC GREENSBORO	P.J. Haggerty	Nate Johnson	Abdi Bashir Jr.	Mobi Ikegwuruka	Khamari McGriff
11.8	BELLARMINE	P.J. Haggerty	Nate Johnson	Abdi Bashir Jr.	Elias Rapieque	Khamari McGriff
11.13	CALIFORNIA	P.J. Haggerty	Nate Johnson	Abdi Bashir Jr.	Elias Rapieque	Khamari McGriff
11.17	TULSA	P.J. Haggerty	Nate Johnson	Abdi Bashir Jr.	Elias Rapieque	Khamari McGriff
11.20	vs. Mississippi State	P.J. Haggerty	Nate Johnson	Abdi Bashir Jr.	Elias Rapieque	Khamari McGriff
11.21	vs. Nebraska	P.J. Haggerty	Nate Johnson	Abdi Bashir Jr.	Elias Rapieque	Khamari McGriff
11.25	@Indiana	P.J. Haggerty	Nate Johnson	Abdi Bashir Jr.	Elias Rapieque	Khamari McGriff
12.1	BOWLING GREEN	P.J. Haggerty	David Castillo	Abdi Bashir Jr.	Nate Johnson	Khamari McGriff
12.6	SETON HALL	P.J. Haggerty	David Castillo	Abdi Bashir Jr.	Nate Johnson	Khamari McGriff
12.8	MISSISSIPPI VALLEY	P.J. Haggerty	Nate Johnson	Abdi Bashir Jr.	Elias Rapieque	Khamari McGriff
12.13	@Creighton	P.J. Haggerty	Nate Johnson	Abdi Bashir Jr.	Elias Rapieque	Khamari McGriff
12.20	SOUTH DAKOTA	P.J. Haggerty	Nate Johnson	Abdi Bashir Jr.	Elias Rapieque	Khamari McGriff
12.28	ULM	P.J. Haggerty	Nate Johnson	Abdi Bashir Jr.	Elias Rapieque	Khamari McGriff
1.3	BYU*	P.J. Haggerty	Nate Johnson	Abdi Bashir Jr.	Taj Manning	Khamari McGriff
1.7	@Arizona*	P.J. Haggerty	Nate Johnson	Abdi Bashir Jr.	Elias Rapieque	Khamari McGriff
1.10	@Arizona State*	P.J. Haggerty	Nate Johnson	Abdi Bashir Jr.	Elias Rapieque	Khamari McGriff
1.14	UCF*	P.J. Haggerty	Nate Johnson	Abdi Bashir Jr.	Taj Manning	Khamari McGriff
1.17	@Oklahoma State*	P.J. Haggerty	Nate Johnson	Abdi Bashir Jr.	Taj Manning	Khamari McGriff
1.20	UTAH*	P.J. Haggerty	Nate Johnson	David Castillo	Taj Manning	Dorin Buca
1.24	KANSAS*	P.J. Haggerty	Nate Johnson	David Castillo	Taj Manning	Dorin Buca
1.27	@West Virginia*	P.J. Haggerty	Nate Johnson	David Castillo	Taj Manning	Dorin Buca
2.1	IOWA STATE*	P.J. Haggerty	Nate Johnson	David Castillo	Taj Manning	Dorin Buca
2.7	@TCU*	P.J. Haggerty	Nate Johnson	David Castillo	Taj Manning	Khamari McGriff
2.11	CINCINNATI*	P.J. Haggerty	Nate Johnson	David Castillo	Taj Manning	Khamari McGriff
2.14	@Houston*	P.J. Haggerty	Nate Johnson	David Castillo	Taj Manning	Khamari McGriff
2.17	BAYLOR*	P.J. Haggerty	Nate Johnson	David Castillo	Taj Manning	Khamari McGriff
2.21	@Texas Tech*	P.J. Haggerty	Nate Johnson	David Castillo	Taj Manning	Khamari McGriff
2.25	@Colorado*	P.J. Haggerty	Nate Johnson	David Castillo	Taj Manning	Khamari McGriff
2.28	TCU*	P.J. Haggerty	Nate Johnson	David Castillo	Taj Manning	Khamari McGriff
3.3	WEST VIRGINIA*	Nate Johnson	C.J. Jones	David Castillo	Taj Manning	Khamari McGriff
3.7	@Kansas*					

COMBINATIONS

Rank	Combination	Times Used	K-State Record	Last Time Used
1	Haggerty / N. Johnson / Bashir / Ikegwuruka / McGriff	1	1-0	11/4/25 vs. UNC Greensboro
2	Haggerty / N. Johnson / Bashir / Rapieque / McGriff	12	8-4	1/10/26 at Arizona State
3	Haggerty / Castillo / Bashir / N. Johnson / McGriff	2	0-2	12/6/25 vs. Seton Hall
4	Haggerty / N. Johnson / Bashir / Manning / McGriff	3	0-3	1/18/26 at Oklahoma State
5	Haggerty / N. Johnson / Castillo / Manning / Buca	4	1-3	2/1/26 vs. Iowa State
6	Haggerty / N. Johnson / Castillo / Manning / McGriff	7	1-6	2/28/26 vs. TCU
7	N. Johnson / Jones / Castillo / Manning / McGriff	1	1-0	3/3/26 vs. West Virginia

STARTING STREAKS & TOTALS

#	Player	Streak	2025-26	Career	K-State Career	Big 12 Play
0	Elias Rapieque	—	13	13	13	2
1	Abdi Bashir Jr.	—	18	50	18	5
2	Exavier Wilson	—	—	—	—	—
3	C.J. Jones	1	1	60	10	2
4	P.J. Haggerty	—	29	95	29	16
6	Marcus Johnson	—	—	—	—	—
10	David Castillo	12	14	16	16	12
14	Mobi Ikegwuruka	—	1	1	1	—
15	Taj Manning	14	15	16	16	15
21	Khamari McGriff	7	25	67	25	12
22	Dorin Buca	—	3	3	3	3
23	Stephen Osei	—	—	—	—	—
34	Nate Johnson	30	30	90	30	17
47	Andrej Kostic	—	—	—	—	—

2025-26 SPECIALITY STATS / BIGGEST LEAD / TIME IN LEAD

SPECIALITY STATS

Date	Opponent	PAINT		OFF TOs		2ND CHANCE		FAST BREAK		BENCH		HALFTIME SCORE		
		KS	Opp.	KS	Opp.	KS	Opp.	KS	Opp.	KS	Opp.	KS	Opp.	Marg
11.4	UNC GREENSBORO	34	28	21	17	14	10	26	8	21	10	33	34	-1
11.8	BELLARMINE	38	46	20	19	17	15	6	9	31	21	46	30	+16
11.13	CALIFORNIA	56	34	22	27	12	13	27	15	28	15	55	34	+21
11.17	TULSA	46	34	12	14	17	15	26	10	23	33	39	34	+5
11.20	vs. Mississippi State	42	30	17	4	9	8	17	4	24	34	44	36	+8
11.21	vs. Nebraska	24	48	18	24	13	11	12	4	8	20	35	45	-10
11.25	@Indiana	24	32	16	27	4	11	11	14	26	16	27	39	-12
12.1	BOWLING GREEN	32	30	6	9	14	17	9	0	6	13	35	49	-14
12.6	SETON HALL	34	40	7	22	10	18	12	11	12	22	29	35	-6
12.8	MISSISSIPPI VALLEY	34	10	17	4	17	7	27	11	38	11	55	21	+34
12.13	@Creighton	34	24	8	2	16	11	9	10	25	17	51	33	+18
12.20	SOUTH DAKOTA	56	38	11	10	14	15	27	12	42	29	57	34	+23
12.28	ULM	44	32	15	20	11	6	16	11	28	9	46	36	+10
1.3	BYU*	48	32	17	7	7	20	4	11	17	13	35	45	-10
1.7	@Arizona*	36	56	4	9	13	19	13	26	29	20	36	51	-15
1.10	@Arizona State*	28	50	16	13	20	24	23	14	14	7	38	36	+2
1.14	UCF*	44	40	10	8	9	12	15	14	6	22	28	42	-14
1.17	@Oklahoma State*	32	40	10	26	16	23	11	14	15	36	43	48	-5
1.20	UTAH*	32	40	8	14	6	12	17	11	8	13	46	43	+3
1.24	KANSAS*	18	46	12	10	11	21	9	8	12	19	35	37	-2
1.27	@West Virginia*	24	30	18	8	4	15	8	10	6	14	22	28	-6
2.1	IOWA STATE*	32	36	6	21	8	10	12	14	13	24	21	50	-29
2.7	@TCU*	34	34	20	22	12	19	14	17	18	22	46	42	+4
2.11	CINCINNATI*	34	24	13	15	13	20	6	13	15	21	31	53	-22
2.14	@Houston*	22	26	26	18	13	15	20	10	9	20	19	33	-14
2.17	BAYLOR*	46	42	23	17	10	20	24	12	12	17	41	34	+7
2.21	@Texas Tech*	36	34	7	8	5	14	3	12	14	12	35	49	-14
2.25	@Colorado*	36	32	18	20	5	7	18	14	17	21	33	42	-9
2.28	TCU*	38	34	6	28	4	15	11	13	15	26	38	41	-3
3.3	WEST VIRGINIA*	24	36	20	11	9	14	4	4	8	30	23	26	-3
3.7	@Kansas*													

BIGGEST LEAD/TIME IN LEAD

Date	Opponent	W/L	Score	KS Big Lead	Opp Big Lead	Times Tied	LC	KS in Lead	Opp in Lead	Tied
11.4	UNC GREENSBORO	W	93-64	32	10	3	10	22:06	15:56	1:58
11.8	BELLARMINE	W	98-71	27	1	3	2	37:13	0:13	2:34
11.13	CALIFORNIA	W	99-96	25	4	2	3	36:20	1:43	1:57
11.17	TULSA	W	84-83	10	5	8	10	29:53	6:07	4:00
11.20	vs. Mississippi State	W	98-77	23	4	2	6	33:59	4:57	1:04
11.21	vs. Nebraska	L	85-86	15	5	11	13	8:00	23:41	8:19
11.25	@Indiana	L	69-86	—	23	—	—	—	39:47	0:13
12.1	BOWLING GREEN	L	66-82	—	18	—	—	—	39:04	0:56
12.6	SETON HALL	L	67-78	2	17	3	3	0:54	36:42	2:24
12.8	MISSISSIPPI VALLEY	W	108-49	61	—	1	—	38:35	—	1:25
12.13	@Creighton*	W	83-76	20	3	2	5	36:51	0:56	2:13
12.20	SOUTH DAKOTA*	W	106-76	36	2	—	1	39:11	0:28	0:21
12.28	ULM*	W	94-85	20	6	4	2	27:01	10:54	2:05
1.3	BYU*	L	73-83	5	12	2	4	3:34	34:00	2:26
1.7	@Arizona*	L	76-101	—	29	2	—	—	39:11	0:49
1.10	@Arizona State*	L	84-87	7	9	9	9	15:55	16:18	7:47
1.14	UCF*	L	73-82	2	16	1	6	1:35	37:11	1:14
1.17	@Oklahoma State*	L	83-84	5	10	11	13	9:05	26:32	4:23
1.20	UTAH*	W	81-78	10	5	6	9	25:00	11:37	3:23
1.24	KANSAS*	L	62-86	2	24	1	6	3:34	35:34	0:52
1.27	@West Virginia*	L	54-59	8	10	3	3	20:29	17:39	1:52
2.1	IOWA STATE*	L	61-95	2	39	1	2	0:21	38:17	1:22
2.7	@TCU*	L	82-84	18	2	1	1	39:30	0:07	0:23
2.11	CINCINNATI*	L	62-91	—	32	—	—	—	39:41	0:19
2.14	@Houston*	L	64-78	9	24	—	2	10:52	28:55	0:53
2.17	BAYLOR*	W	90-74	21	—	—	—	39:03	—	0:57
2.21	@Texas Tech*	L	72-100	3	30	3	1	0:34	35:50	3:36
2.25	@Colorado*	L	70-79	4	22	3	4	3:11	33:52	2:57
2.28	TCU*	L	68-77	3	11	5	9	5:29	30:34	3:57
3.3	WEST VIRGINIA*	W	65-63	19	7	3	5	19:11	16:37	4:12
3.7	@Kansas*									

RECORD BY GAME TIME

Time	When K-State Leads	When Opponent Leads	When Tied
10:00, 1st half	9-2	2-16	0-0
Halftime	10-2	1-16	0-0
10:00	9-4	2-14	0-0
5:00	11-2	0-16	0-0
2:00	9-2	2-16	0-0
1:00	9-1	1-15	1-2

HALF SPLITS

K-State	Most Points	Fewest Points
1st Half	57, 12/20/25 vs. USD	19, 2/14/26 at UH
2nd Half	60, 11/4/25 vs. UNCG	27, 1/24/26 vs. KU
Overtime	—	—

Opponents	Most Points	Fewest Points
1st Half	53, 2/11/26 by Cincinnati	21, 12/8/25 by MVSU
2nd Half	62, 11/13/25 by Cal	28, 12/8/25 by MVSU
Overtime	—	—

Halftime Margin	
Biggest Lead	61 points, 12/8/25 by K-State
Biggest Deficit	39 points, 2/1/26 vs. Iowa State

OPENING TIP

Result	Record
K-State controls	8-5
Opponent controls	4-13

FIRST OFF BENCH

Player	Times
Dorin Buca	17
David Castillo	7
C.J. Jones	7
Mobi Ikegwuruka	4
Taj Manning	4
Elias Rapieque	4
Marcus Johnson	3
Andrej Kostic	3

DOUBLE-DOUBLES

Player	S/C	Date/Opp.	Stat Line
P.J. Haggerty	1/3	11/8/25 vs. Bellarmine	23p/11a
P.J. Haggerty	2/4	11/17/25 vs. Tulsa	31p/10r
Nate Johnson	1/2	2/7/26 at TCU	13p/11a
Nate Johnson	2/3	2/14/26 at Houston	12p/10r
P.J. Haggerty	3/5	2/25/26 at Colorado	25p/10r

THE LAST TIME K-STATE...

Team

K-State was ranked No. 1 in AP Top 25: March 14, 1959
K-State was ranked in AP Top 25: No. 15 (March 13, 2023)
K-State was ranked in USA Today Coaches Poll: No. 9 (April 4, 2023)
Played AP No. 1-ranked opponent: Lost to Arizona, 101-76 (Jan. 7, 2026)
Defeated AP No. 1-ranked opponent: Oklahoma, 80-69 (Feb. 6, 2016)
Defeated AP No. 1-ranked opponent on road: Kansas, 68-64 (Jan. 17, 1994)
Played AP No. 2-ranked opponent: Defeated No. 2 Kansas, 83-82 [OT] (Jan. 17, 2023)
Defeated opponent ranked 3-10 by AP: No. 3 Iowa State, 80-61 (Feb. 1, 2025)
Defeated opponent ranked 3-10 by AP on the road: No. 3 Iowa State, 80-61 (Feb. 1, 2025)
Defeated opponent ranked 11-15 by AP: No. 13 Arizona, 73-70 (Feb. 11, 2025)
Defeated AP Top 25 opponent at home: No. 13 Arizona, 73-70 (Feb. 11, 2025)
Defeated AP Top 25 opponent on the road: No. 3 Iowa State, 80-61 (Feb. 1, 2025)
Defeated consecutive AP Top 25 opponents on the road:
 No. 6 Texas, 116-103 (Jan. 3, 2023) and No. 19 Baylor, 97-95 [OT] (Jan. 7, 2023)
Defeated AP Top 25 opponent at neutral site: No. 18 Kentucky, 61-58 (March 22, 2018)

Scoring

Scored 20 or more points: 25 by P.J. Haggerty at Colorado (Feb. 25, 2026)
Reserve scored 20 or more points: 20 by Macaleeb Rich at Wichita State (Dec. 21, 2024)
Freshman scored 20 or more points: 23 by Nijel Pack vs. TCU (March 10, 2021)
Scored 30 or more points: 34 by P.J. Haggerty and 33 by Nate Johnson vs. Baylor (Feb. 17, 2026)
Freshman scored 30 or more points: 34 by Marcus Foster vs. Texas (Feb. 8, 2014)
Scored 35 or more points: 37 by P.J. Haggerty vs. Mississippi State (Nov. 20, 2025)
Scored 40 or more points: 44 by Denis Clemente at Texas (Jan. 31, 2009)
Scored 50 or more points: 62 by Askia Jones vs. Fresno State (March 24, 1994) *school record*
Two or more Wildcats scored 30 or more points in same game:
 P.J. Haggerty (34) and Nate Johnson (33) vs. Baylor (Feb. 17, 2026)
Two or more Wildcats scored 25 or more points in same game:
 P.J. Haggerty (34) and Nate Johnson (33) vs. Baylor (Feb. 17, 2026)
Two or more Wildcats scored 20 or more points in same game:
 P.J. Haggerty (34) and Nate Johnson (33) vs. Baylor (Feb. 17, 2026)
Three or more Wildcats scored 20 or more points in same game:
 P.J. Haggerty (23 points), Khamari McGriff (21 points) and Nate Johnson (20 points) vs. California (Nov. 13, 2025)
Scored 20 points in one half: 28 (2nd) by P.J. Haggerty vs. Utah (Jan. 20, 2026)
Scored 20 points/two straight games:
 P.J. Haggerty (5), 23 vs. No. 8/9 Iowa State (Feb. 1, 2026), 30 at TCU (Feb. 7, 2026), 24 vs. Cincinnati (Feb. 11, 2026), 23 at No. 3/3 Houston (Feb. 14, 2026), 34 vs. Baylor (Feb. 17, 2026)
Scored 20 points/three straight games:
 P.J. Haggerty (5), 23 vs. No. 8/9 Iowa State (Feb. 1, 2026), 30 at TCU (Feb. 7, 2026), 24 vs. Cincinnati (Feb. 11, 2026), 23 at No. 3/3 Houston (Feb. 14, 2026), 34 vs. Baylor (Feb. 17, 2026)
Scored 20 points/four straight games:
 P.J. Haggerty (5), 23 vs. No. 8/9 Iowa State (Feb. 1, 2026), 30 at TCU (Feb. 7, 2026), 24 vs. Cincinnati (Feb. 11, 2026), 23 at No. 3/3 Houston (Feb. 14, 2026), 34 vs. Baylor (Feb. 17, 2026)
Scored 30 points/two straight games:
 P.J. Haggerty, 31 vs. Tulsa (Nov. 17, 2025), 37 vs. Mississippi State (Nov. 20, 2025)
No Wildcat scored in double figures: at Nebraska (Jan. 26, 1983)
One Wildcat scored in double figures: P.J. Haggerty (24) vs. Cincinnati (Feb. 11, 2026)
Four Wildcats scored in double figures:
 P.J. Haggerty (30), Marcus Johnson (15), Nate Johnson (13), David Castillo (11) at TCU (Feb. 7, 2026)
Five Wildcats scored in double figures:
 P.J. Haggerty (24), David Castillo (16), Abdi Bashir Jr. (15), Nate Johnson (15), Khamari McGriff (10) vs. South Dakota (Dec. 20, 2025)
Six Wildcats scored in double figures: Achor Achor (21), Dug McDaniel (18), David Castillo (17), David N'Guessan (17), Brendan Hausen (14), Max Jones (12) vs. UAPB (Dec. 1, 2024)
Seven Wildcats scored in double figures: Keyontae Johnson (18), Nae'Qwan Tomlin (15), Desi Sills (14), David N'Guessan (12), Cam Carter (10), Dorian Finister (10) and Markquis Nowell (10) vs. UIW (Dec. 11, 2022)
All five Wildcat starters scored in double figures: Khamari McGriff (12), Abdi Bashir Jr. (11), P.J. Haggerty (11), Nate Johnson (11), David Castillo (10) vs. Seton Hall (Dec. 6, 2025)
K-State scored 70 or more points: 70 at Colorado (Feb. 25, 2026)
K-State scored 80 or more points: 90 vs. Baylor (Feb. 17, 2026)
K-State scored 90 or more points: 90 vs. Baylor (Feb. 17, 2026)
K-State scored 100 or more points: 106 vs. South Dakota (Dec. 20, 2025)

Field Goal Shooting

Made 10 or more field goals: 10 by P.J. Haggerty at Colorado (Feb. 25, 2026)
Made 15 or more field goals: 15 by P.J. Haggerty vs. Baylor (Feb. 17, 2026)
100 percent from the field (min. 10 att): 100.0% (11-11) by Eddie Elder vs. Colorado (Feb. 23, 1985)
100 percent from the field (min. 5 att): 100% (7-7) by Khamari McGriff at Oklahoma State (Jan. 17, 2026)
K-State connected on 50 percent or better: 50.0 (28-56) vs. TCU (Feb. 28, 2026)
K-State connected on 50 percent or better in both halves:
 50.0% (17-34)/1st half and 50.0% (14-28)/2nd half vs. Utah (Jan. 20, 2026)
K-State connected on 60 percent or better: 62.1 (41-66) vs. South Dakota (Dec. 20, 2025)
K-State connected on 60 percent or better in both halves:
 67.6% (23-34)/1st half and 60.0% (15-25)/2nd half vs. California (Nov. 13, 2025)
K-State connected on 70 percent or better: 70.0 (42-60) vs. Southern Colorado (Nov. 30, 1985)
K-State made 30 or more field goals: 34 vs. Baylor (Feb. 17, 2026)
K-State made 40 or more field goals: 41 vs. South Dakota (Dec. 20, 2025)
K-State made 45 or more field goals: 49 vs. Morgan State (Jan. 5, 1985) *school record*

K-State made 50 or more field goals: *Never been done in recorded school history*
K-State attempted 60 or more field goals: 67 at Colorado (Feb. 25, 2026)
K-State attempted 70 or more field goals: 70 at Arizona State (Jan. 10, 2026)
K-State attempted 80 or more field goals: 88 vs. South Dakota (Jan. 3, 2010)
K-State attempted 90 or more field goals: 94 vs. Houston (March 14, 1970)
K-State attempted 100 or more field goals: 103 vs. Cal State Fullerton (Dec. 2, 1967)

3-Point Field Goal Shooting

Made 5 or more 3-point field goals: 5 by Nate Johnson vs. Baylor (Feb. 17, 2026)
Made 10 or more 3-point field goals: 14 by Askia Jones vs. Fresno State (March 24, 1994) *school record*
100 percent from the field (min. 5 att): 100.0% (5-5) by David Castillo vs. Bellarmine (Nov. 8, 2025)
K-State connected on 50 percent or better (min. 10 att): 52.2% (12-23) vs. Utah (Jan. 20, 2026)
K-State connected on 60 percent or better (min. 10 att): 60.9% (14-23) vs. Bellarmine (Nov. 8, 2025)
K-State connected on 70 percent or better (min. 10 att): 71.4% (10-14) vs. Western Illinois (Nov. 11, 2016)
K-State connected on 80 percent or better (min. 10 att): 80.0% (8-10) vs. Coastal Carolina (Dec. 6, 1997)
K-State made 10 or more 3-point field goals: 11 at TCU (Feb. 7, 2026)
K-State made 15 or more 3-point field goals: 15 at Oklahoma State (Jan. 17, 2026)
K-State made 20 or more 3-point field goals: 21 vs. UAPB (Dec. 1, 2024)
K-State attempted 30 or more 3-point field goals: 34 at Oklahoma State (Jan. 17, 2026)
K-State attempted 35 or more 3-point field goals: 36 at No. 1/2 Arizona (Jan. 7, 2026)
K-State attempted 40 or more 3-point field goals: 40 vs. UAPB (Dec. 1, 2024) *school record*

Double-Double / Triple-Double

Had a Triple-Double: *Never happened in recorded school history*
Had a 20/20 Double-Double (Pts/Rebs): Michael Beasley (28 pts, 22 rebs) vs. Western Illinois (Nov. 17, 2007)
Had a 30/10 Double-Double (Pts/Rebs): P.J. Haggerty (31 pts, 10 rebs) vs. Tulsa (11/17/25)
Had a 20/10 Double-Double (Pts/Rebs): P.J. Haggerty (25 pts, 10 rebs) at Colorado (Feb. 25, 2026)
Had a Double-Double (Pts/Rebs): P.J. Haggerty (25 pts, 10 rebs) at Colorado (Feb. 25, 2026)
Had a Double-Double (Pts/Asts): Nate Johnson (13 pts, 11 asts) at TCU (Feb. 7, 2026)
Had a Double-Double (Rebs/Asts): *Never happened in recorded school history*
Had a Double-Double (Pts/Rebs) in a Half: David N'Guessan (16 pts, 10 rebs) 2H vs. Arizona State (Feb. 23, 2025)
Had a Double-Double (Pts/Rebs) in Consecutive Games:
 David N'Guessan (12 pts, 17 rebs) at TCU (Jan. 4, 2025) and (12 pts, 12 rebs) at Oklahoma State (Jan. 7, 2025)
Had a Double-Double (Pts/Asts) in Consecutive Games:
 Markquis Nowell (20 pts, 19 asts vs. Michigan State; March 23, 2023) and (30 pts, 12 asts vs. No. 25/25 FAU (March 25, 2023)
Two Players with Double-Doubles in Same Game:
 Selton Miguel (12 pts, 10 rebs) and Mark Smith (14 pts, 10 rebs) vs. UAlbany (Dec. 1, 2021)

^Second 30-point, 10-assist game in school history and first in an NCAA Tournament game

Free Throw Shooting

Made 10 or more free throws: 10 by P.J. Haggerty vs. ULM (Dec. 28, 2025)
Made 15 or more free throws: 15 by Jacob Pullen vs. Kansas (Feb. 14, 2011)
Perfect at the FT line (min. 10 att): 10-10 by Taylor Perry vs. Texas (March 13, 2024)
Perfect at the FT line: 17-17 by Steve Henson at Iowa State (Feb. 24, 1988) *school record*
K-State connected on 80 percent or better (min. 15 att.): 82.4% (14-17) vs. Baylor (Feb. 17, 2026)
K-State connected on 90 percent or better (min. 15 att.): 90.5% (19-21) vs. Tulsa (Nov. 17, 2025)
K-State connected on 100 percent or better (min. 15 att.): 100% (16-16) vs. Nebraska (Jan. 26, 1980)
K-State made 20 or more free throws: 25 vs. Mississippi Valley State (Nov. 19, 2024)
K-State made 30 or more free throws: 34 vs. North Alabama (Dec. 2, 2023)
K-State made 40 or more free throws: 41 vs. Oklahoma (Dec. 29, 1958)
K-State attempted 30 or more free throws: 35 vs. Seton Hall (Dec. 6, 2025)
K-State attempted 40 or more free throws: 48 vs. North Alabama (Dec. 2, 2023)
K-State attempted 50 or more free throws: 54 at Colorado (Jan. 16, 2010)
K-State attempted 55 or more free throws: 56 vs. Purdue (Dec. 1, 1958) *school record*

Rebounds

Had 10 or more rebounds: 10 by P.J. Haggerty at Colorado (Feb. 25, 2026)
Had 15 or more rebounds: 17 by David N'Guessan at TCU (Jan. 4, 2025)
Had 20 or more rebounds: 22 by Michael Beasley vs. Western Illinois (Nov. 17, 2007)
Had 10 or more rebounds in consecutive games:
 David N'Guessan (17 at TCU (Jan. 4, 2025) and 12 at Oklahoma State (Jan. 7, 2025)
Multiple players had 10 or more rebounds: Selton Miguel (10 rebs) and Mark Smith (10 rebs) vs. UAlbany (Dec. 1, 2021)
K-State had 20 or more offensive rebounds: 21 vs. Mississippi State (Nov. 19, 2024)
K-State had 30 or more defensive rebounds: 33 vs. South Dakota (Dec. 20, 2025)
K-State had 40 or more rebounds: 43 vs. ULM (Dec. 28, 2025)
K-State had 50 or more rebounds: 63 vs. Central Arkansas (Nov. 22, 2023)
K-State had 60 or more rebounds: 63 vs. Central Arkansas (Nov. 22, 2023)

Assists

Had 10 or more assists: 11 by Nate Johnson at TCU (Feb. 7, 2026)
Had 15 or more assists: 19 by Markquis Nowell vs. Michigan State (March 23, 2023) *school record*
K-State had 20 or more assists: 24 at TCU (Feb. 7, 2026)
K-State had 30 or more assists: 30 vs. Mississippi Valley State (Dec. 8, 2025)

THE LAST TIME K-STATE...

Blocked Shots

Had 5 or more blocked shots: 5 by Dorin Buca vs. Mississippi Valley State (Dec. 8, 2025)

Had 10 or more blocked shots: *Never happened in recorded school history*

K-State had 5 or more blocked shots: 5 at TCU (Feb. 7, 2026)

K-State had 10 or more blocked shots: 11 vs. North Florida (Dec. 11, 2011)

Steals

Had 5 or more steals: 5 by Nate Johnson vs. West Virginia (March 3, 2026)

Had 10 or more steals: *Never happened in recorded school history*

K-State had 10 or more steals: 13 vs. Baylor (Feb. 17, 2026)

K-State had 15 or more steals: 15 vs. Oklahoma State (Jan. 29, 2025)

Turnovers

K-State had 3 or fewer turnovers: 3 vs. SIU-Edwardsville (Dec. 14, 1978) *school record*

K-State had 5 or fewer turnovers: 5 at No. 9/10 Kansas (Jan. 18, 2025)

Opponent committed 15 or more turnovers: 17 by Colorado (Feb. 25, 2026)

Opponent committed 20 or more turnovers: 21 by Oklahoma State (Jan. 29, 2025)

Overtime

Played an Overtime Game: Lost to Drake, 73-70 (Dec. 17, 2024)

Played an Overtime Game at home: Won vs. West Virginia, 94-90 (Feb. 26, 2024)

Played a 2-Overtime Game: Lost at No. 13/13 Baylor, 79-72 (Jan. 20, 2016)

Played a 3-Overtime Game: Lost at Oregon State, 87-72 (Dec. 6, 2003)

Played a 4-Overtime Game: Lost at Missouri State, 82-80 (Dec. 8, 1987)

Played in Consecutive OT Games (3 in a row):

Won vs. Oral Roberts, 88-78 (Nov. 28, 2023), Won vs. North Alabama, 75-74 (Dec. 2, 2023), Won vs. Villanova (Dec. 5, 2023)

Winning Streaks

K-State won consecutive games: vs. South Dakota (Dec. 20, 2025) and ULM (Dec. 28, 2025)

K-State had a 5 or more game winning streak: 5, Nov. 4-20, 2025

(longest since winning 6, Jan. 25 to Feb. 11, 2025)

K-State had a 10 or more game winning streak: 10, Nov. 24, 2013 to Jan. 7, 2014

K-State had a 15 or more game winning streak: 21, Dec. 19, 1958 to March 13, 1959

K-State had a 20 or more game winning streak: 21, Dec. 19, 1958 to March 13, 1959

Miscellaneous

Hit a Buzzer Beater: vs. Villanova 72-71 (Dec. 5, 2023) [Tyler Perry 3-pointer at :03.9]

Won after trailing by at least 10 points in second half: 10 vs. Texas (March 13, 2024)

(down 39-29, 20:00 remaining - won 78-74)

Won after trailing by at least 15 points in second half: 15 at Iowa State (Feb. 12, 2022)

(down 45-30, 18:59 remaining - won 75-69 in overtime)

2025-26 BOXSCORES/RECAPS

O1 UNC GREENSBORO

Nov. 4, 2025 | Manhattan, Kan. / Bramlage Coliseum

UNC Greensboro	34	30	—	64
K-STATE	33	60	—	93

► K-State erupted for 60 points in the second half to shake off a one-point halftime deficit, as the Wildcats opened the 2025-26 season with a 93-64 win over UNC Greensboro on Nov. 4 before 7,765 fans at Bramlage Coliseum.

► Three Wildcats scored in double figures, including a pair of 20-point efforts from junior **P.J. Haggerty** (27 points) and senior **Nate Johnson**, who narrowly missed the school's first recorded triple-double, with 22 points and game-highs of 9 rebounds and 9 assists. Junior **Abdi Bashir Jr.** scored all 16 of his points in the second half, hitting on 6-of-7 field goals, including 4-of-5 from 3.

► It marked the first time in nearly 18 years that a pair of Wildcats each went over 20 points in an opener and the first since **Michael Beasley** and **Blake Young** went for 32 and 22 points against Sacramento State on Nov. 9, 2007.

► Down 34-33 at the half, the Wildcats (1-0) came out of the locker room a different team, scoring 22 of the first 31 points to take a 12-point lead and force a timeout by UNGC head coach **Mike Jones** at the 13:25 mark. Unfortunately for the Spartans, the timeout only slowed the Wildcats' momentum as they rattled off 15 straight points — all on 3-pointers from Bashir and Johnson — to go ahead 70-45 with under 10 minutes to play. The lead grew to as many 32 points (89-57) after Haggerty's last points of the night with 3:12 left.

► K-State shot just over 50 percent (34-of-67) from the field, including 59.5 percent (22-of-37) in the second half, while hitting on 51.9 percent (14-of-27) from 3-point range. Eleven of the Wildcats' 14 marks from beyond the arc came after halftime. The 14 3-pointers tie for the seventh-most in any game, while the 11 in the second half tie for the second-most in any half.

► The 60-point second half marked just the 11th time that the Wildcats have scored 60 or more points in any half, as it ties for the ninth-most points in any half and are the most since a 63-point second half against UAPB on Dec. 1, 2024.

► K-State is now 95-27 all-time in season openers, including an 83-10 mark at home and a 31-3 mark at Bramlage Coliseum.

► UNGC (0-1) led by as many as 10 points in the first half before K-State closed to within one at the break. The Spartans were led by graduate **Justin Neely**, who had 15 points to go with a team-high 9 rebounds, 5 assists and 3 steals in 32 minutes. Freshman **Lilian Marville** added 10 points in his college debut, while junior **Domas Kazounas** chipped in 14 points.

UNC GREENSBORO (O-1)														
No.	Name	PTS	FG	3FG	FT	O	D	R	PF	A	T	S	B	MIN
12	NEELY, Justin	F 15	5-9	1-1	4-6	5	4	9	3	5	2	3	0	32
16	KAUZONAS, Domas	F 21	5-9	0-0	2-2	1	5	6	1	1	0	2	21	
13	WHITEHEAD Jr., Donald	G 6	2-8	0-3	2-4	0	1	1	3	4	3	2	0	27
21	YOUNGER, K.J.	G 9	4-14	1-6	0-1	1	2	0	0	0	0	4	0	30
45	MARVILLE, Lilian	G 14	3-9	2-3	6-8	2	2	2	1	5	1	0	32	
02	EFINDA, Clinton	0	0-3	0-2	0-0	0	0	0	2	2	1	0	17	
06	NORGAARD, Noah	3	1-4	1-3	0-0	3	3	1	1	3	0	0	22	
00	JONES, Antwann	5	2-3	1-1	0-0	4	4	1	0	2	0	0	13	
04	MANDIAN, Assane	2	1-2	0-1	0-0	1	1	2	1	0	0	1	8	
TEAM					3			0			3			
TOTALS		64	23-61	6-20	12-20	10	21	31	17	15	18	11	3	200

	FG	FG%	3FG	3FG%	FT	FT%
1st Half	14-35	40.0	3-9	33.3	3-4	75.0
2nd Half	9-26	34.6	3-11	27.3	9-16	56.3
GAME	23-61	37.7	6-20	30.0	12-20	60.0

Deadball Rebounds: 4, 3
Biggest Run: 7 (10:45 1H)
Largest Lead: 10 (9:52 1H)
Technical Fouls: none

K-STATE (I-0)														
No.	Name	PTS	FG	3FG	FT	O	D	R	PF	A	T	S	B	MIN
14	KEGWURUKA, Mobi	W 3	1-1	0-0	1-2	1	2	3	2	2	0	1	2	17
21	MCGRIFF, Khamari	W 4	2-3	0-0	0-0	4	4	5	1	1	0	0	14	
01	BASHIR Jr., Abdi	G 16	6-11	4-8	0-0	1	1	2	2	0	0	0	21	
04	HAGGERTY, P.J.	G 27	10-20	1-4	6-7	0	2	2	2	3	3	1	32	
34	JOHNSON, Nate	G 22	8-11	6-7	0-0	1	8	9	3	9	1	2	31	
00	RAPIEQUE, Elias	5	2-5	0-2	1-2	1	3	4	3	1	1	3	21	
22	BUCA, Dorin	0	0-1	0-0	0-2	1	1	0	0	0	0	1	3	
10	CASTILLO, David	7	3-5	1-2	0-2	0	0	0	2	1	0	0	13	
03	JONES, C.J.	0	0-3	0-0	0-1	1	6	7	0	2	2	0	24	
23	OSEI, Stephen	0	0-0	0-0	0-1	1	2	1	0	0	0	0	5	
47	KOSTIC, Andrej	9	2-7	2-4	3-3	5	0	0	4	0	0	0	17	
15	MANNING, Taj	0	0-0	0-0	0-0	1	1	0	0	0	0	1	3	
TEAM					3			0			3			
TOTALS		93	34-67	14-27	11-20	11	31	42	22	16	9	7	200	

	FG	FG%	3FG	3FG%	FT	FT%
1st Half	12-30	40.0	3-10	30.0	6-13	46.2
2nd Half	22-37	59.5	11-17	64.7	5-7	71.4
GAME	34-67	50.7	14-27	51.9	11-20	55.0

Deadball Rebounds: 7, 1
Biggest Run: 15 (9:39 2H)
Largest Lead: 32 (3:12 2H)
Technical Fouls: None

Officials: Doug Simons, Chris Paci, Tommy Johnson
Attendance: 7,765 | Start Time: 7:01 p.m. | Game Duration: 2:09
K-State led for 22:06 // UNGC led 15:56 // Game was tied for 1:58
Lead Changes: 10 // Times Tied: 3

Points From	Off Turnovers	Paint	2nd Chance	Fast Break	Bench
UNCG	17	28	10	8	10
K-State	21	34	14	26	21

O2 BELLARMINE

Nov. 8, 2025 | Manhattan, Kan. / Bramlage Coliseum

Bellarmine	30	41	—	71
K-STATE	46	52	—	98

► Four Wildcats scored in double figures, including the first career points/assists double-double for junior **P.J. Haggerty**, as K-State moved to 2-0 with a 98-71 win over Bellarmine on Nov. 8 before 8,040 fans at Bramlage Coliseum.

► The offense continued its fast pace, as K-State (2-0) posted 90 or more points in the first 2 games for the first time in nearly 34 years while totaling the most points in that span since scoring 193 to open the 1991-92 season.

► The Wildcats posted the highest field goal percentage of the **Jerome Tang** era at 62.3 percent (33-of-53), including 60.9 percent (14-of-23) from 3-point range. It was the highest field goal percentage since hitting on 62.5 percent against Alabama State on Dec. 11, 2019.

► Haggerty led the way with his third career double-double and first points/assists double-double, as he finished with a game-high 23 points on 5-of-9 field goals and 11-of-12 free throws to go with a career-best 11 assists. It marked his first double-double since posting a pair of tradition points/rebounds double-doubles while playing at Tulsa in 2023-24.

► Two Wildcats — senior **Khamari McGriff** and sophomore **David Castillo** — each went perfect from the field, becoming the 24th and 25th players in school history to go perfect from the field on 5 or more field goals. Castillo scored a career-high 19 points on 7-of-7 shooting, including 5-of-5 from 3-point range, while McGriff totaled 16 points on 8-of-8 field goals.

► K-State broke open a back-and-forth affair with an 18-4 run near the midway point of the first half en route to taking a 46-30 lead into the halftime break. The lead grew to 19 points in early moments of the second half before a timeout by Bellarmine head coach **Doug Davenport** keyed a surge by the Knights, who closed to within 62-52 with 13:04 to play.

► Bellarmine kept the pressure on K-State over the next 6 minutes, staying within 11 points, including 73-62 on back-to-back layups, before a 10-5 run by the Wildcats pushed the lead to 83-67 at the final media timeout. The squad then ended the game on a 15-4 run to put it away.

► Bellarmine (0-2) saw four players score in double figures, including 19 points from sophomore **Michael Wilson, Jr.**, and 18 from senior **Jack Karasinski**. The Knights shot 45.9 percent (28-of-61) from the field, but just 20 percent (4-of-20) from beyond the arc.

BELLARMINE (O-2)														
No.	Name	PTS	FG	3FG	FT	O	D	R	PF	A	T	S	B	MIN
11	WADDELL, Brian	F 11	4-9	2-2	1-2	2	2	4	2	1	2	1	0	34
24	WILSON Jr., Michael	F 19	9-14	0-2	1-3	2	1	3	2	2	2	3	0	33
32	KARASINSKI, Jack	F 18	6-9	1-4	5-8	2	3	5	1	0	0	2	0	30
02	DOYLE, Tyler	G 2	1-2	0-1	0-0	1	0	1	5	1	0	0	0	15
22	BOLDEN, Darrius	G 0	0-3	0-0	0-0	0	2	2	4	1	0	1	0	27
05	WATKINS, Myles	4	2-6	0-2	0-0	0	0	0	1	5	1	2	0	23
10	WHITAKER, Grant	0	0-1	0-0	0-0	0	0	0	1	0	2	0	0	12
44	WASSLER, Jacob	10	3-7	0-3	4-4	1	2	2	1	1	1	1	1	10
00	CLARK, Tommy	3	1-2	1-0	0-0	0	0	0	0	1	0	0	0	4
07	HUNTER, Donovan	4	2-8	0-4	0-0	1	0	1	1	1	0	2	0	12
14	MURPHY Jr., Dominique	0	0-0	0-0	0-0	1	0	1	0	0	0	0	0	14
TEAM					1			2			3			
TOTALS		71	28-61	4-20	11-17	11	22	20	11	13	12	1	200	

	FG	FG%	3FG	3FG%	FT	FT%
1st Half	11-27	40.7	2-8	25.0	6-8	75.0
2nd Half	17-34	50.0	2-12	16.7	5-9	55.6
GAME	28-61	45.9	4-20	20.0	11-17	64.7

Deadball Rebounds: 3, 1
Biggest Run: 6 (16:23 2H)
Largest Lead: 1 (17:16 1H)
Technical Fouls: none

K-STATE (2-0)														
No.	Name	PTS	FG	3FG	FT	O	D	R	PF	A	T	S	B	MIN
00	RAPIEQUE, Elias	W 4	1-2	0-0	2-4	1	2	3	4	2	1	2	0	17
21	MCGRIFF, Khamari	W 16	8-8	0-0	0-0	2	0	2	2	0	1	1	0	14
01	BASHIR Jr., Abdi	G 15	5-10	5-9	0-0	4	4	2	3	2	0	0	30	
04	HAGGERTY, P.J.	G 23	5-9	2-3	11-12	1	3	4	0	11	3	0	35	
34	JOHNSON, Nate	G 9	3-7	1-3	2-2	1	6	7	2	4	2	2	1	35
03	JONES, C.J.	5	2-5	0-2	1-1	0	2	2	2	1	2	0	20	
14	KEGWURUKA, Mobi	3	1-1	0-0	1-2	3	1	4	3	1	2	0	17	
22	BUCA, Dorin	1	0-2	0-0	1-2	0	2	1	0	1	0	1	8	
47	KOSTIC, Andrej	3	1-2	1-1	0-0	1	0	1	2	1	0	0	9	
10	CASTILLO, David	19	7-7	5-5	0-0	0	1	2	1	2	1	0	12	
15	MANNING, Taj	0	0-0	0-0	0-0	2	2	0	0	1	0	0	2	
TEAM					4			4			1			
TOTALS		98	33-53	14-23	18-23	11	25	36	19	24	18	5	200	

	FG	FG%	3FG	3FG%	FT	FT%
1st Half	16-27	59.3	8-13	61.5	6-7	85.7
2nd Half	17-26	65.4	6-10	60.0	12-16	75.0
GAME	33-53	62.3	14-23	60.9	18-23	78.3

Deadball Rebounds: 2, 0
Biggest Run: 10 (7:35 1H)
Largest Lead: 27 (0:57 2H)
Technical Fouls: None

Officials: Kipp Kissinger, Marques Pettigrew, James Duke
Attendance: 8,040 | Start Time: 7:01 p.m. | Game Duration: 2:09
K-State led for 37:13 // BU led 0:13 // Game was tied for 2:34
Lead Changes: 2 // Times Tied: 3

Points From	Off Turnovers	Paint	2nd Chance	Fast Break	Bench
Bellarmine	19	46	15	9	21
K-State	20	38	17	6	31

O3 CALIFORNIA

Nov. 13, 2025 | Manhattan, Kan. / Bramlage Coliseum

California	34	62	—	96
K-STATE	55	44	—	99

► K-State scored the nets in building as much as a 25-point lead before holding off a late charge from hot-shooting California squad in a 99-96 win on Nov. 13 before 7,521 fans at Bramlage Coliseum.

► The 195 points are the most combined points in Bramlage Coliseum history, surpassing the 194 scored between K-State and Marshall on Dec. 2, 1995. The Wildcats have now scored 90 or more points in each of the first 3 games for the first time since 1991-92. The 290 points scored through the first 3 games are the most since that **Dana Altman**-

2025-26 BOXSCORES/RECAPS

04 TULSA

Nov. 17, 2025 | Manhattan, Kan. / Bramlage Coliseum

Tulsa	34	49	—	83
K-STATE	39	45	—	84

► K-State rallied from a 5-point deficit with 49 seconds to play with a 6-0 run to end the game, as the Wildcats moved to 4-0 with a nail-biting 84-83 win over a defiant Tulsa squad on Nov. 17 before 7,123 fans at Bramlage Coliseum.

► Down 83-78 after a pair of free throws from junior **Myles Rigbsby** with 49 seconds remaining, K-State was able to pull out the improbable victory behind the heroics of junior **P.J. Haggerty** and sophomore **David Castillo**, who combined for the final 6 points.

► Haggerty connected on 2 free throws before a successful coach's challenge reversed an out of bounds play leading to a jumper by Haggerty that closed it to 83-82 with 31 seconds. Senior **Khamari McGriff** stole the ball on the next possession, leading to the game-winning layup by Castillo with 18 seconds.

► Tulsa (3-1) had two chances in the final seconds to escape with victory, but senior **Miles Barnstable** missed a 3-pointer with 7 seconds, then after a second coach's challenge reversed another out of bounds call this time in favor of the Golden Hurricane, graduate **David Green** missed a jumper and senior **C.J. Jones** was able to corral the rebound as the clock expired.

► Haggerty finished the night with 31 points on 10-of-17 field goals and 11-of-12 free throws to go with a game-high 10 rebounds, 3 assists and 2 steals in 32 minutes. He is the first Wildcat with a 30-point, 10-rebound performance since **Michael Beasley** registered 33 points and 14 rebounds against Colorado on March 4, 2008. He scored 27 of his game-high 31 points in the second half, which the fifth-most by any Wildcat in a half and the most since 2009.

► Haggerty was joined in double figures by McGriff, who narrowly missed his own double-double with 13 points and 9 rebounds, while Castillo and junior **Abdi Bashir Jr.** added 12 and 10 points, respectively.

► K-State entered averaging 96.7 points on 58.7 percent shooting, including 54.4 percent from 3-point range, but scored its 84 points in a different way with low in field goal percentage (44.1) and 3-point field goal percentage (20.8).

► The Wildcats shot 56.8 percent (25-of-44) inside the 3-point arc with 46 points in the paint to go with 26 fast-break points and a 17-15 edge in second-chance points while out-rebounding the nationally-ranked Hurricane, 40-38. They also converted on their opportunities from the free throw line, hitting on a season-best 90.5 percent (19-of-21).

TULSA (3-1)

No.	Name	PTS	FG	3FG	FT	O	D	R	PF	A	TO	S	B	MIN
09	BEHREND, Tyler	F	4	2-4	0-1	0-0	2	2	4	1	1	0	0	12
23	GREEN, David	F	11	3-16	2-9	3-6	2	2	4	1	0	1	0	26
00	POPOOLA, Ade	G	5	1-3	1-3	2-2	1	3	4	0	1	0	1	20
10	RILEY, Tylen	G	12	5-7	0-0	2-5	0	4	4	4	3	1	0	26
14	BARNSTABLE, Miles	G	18	6-16	4-11	2-2	5	4	9	1	4	1	1	36
04	RIGBSBY, Myles	G	12	2-4	0-0	8-8	1	4	5	3	2	1	0	24
35	SMIKLE, Ian	F	7	3-3	0-0	1-2	2	2	4	4	2	1	1	17
02	LAWAL, Jaylen	G	6	1-7	1-4	3-4	0	1	1	2	1	1	0	14
06	DEAN, Romad	F	2	1-2	0-0	0-0	1	1	0	0	0	0	0	15
15	MARTIN, KJ	F	6	3-4	0-1	0-0	0	1	1	0	1	0	1	11
TEAM						2	0	2			1			
TOTALS		83	27-66	8-30	21-29	14	24	38	16	9	7	1	20	200

	FG	FG%	3FG	3FG%	FT	FT%	Deadball Rebounds:
1st Half	13-31	33.3	3-19	15.8	5-8	62.5	5, 3
2nd Half	14-27	51.9	5-11	45.5	16-21	76.2	8
GAME	27-66	40.9	8-30	26.7	21-29	72.4	13

K-STATE (4-0)

No.	Name	PTS	FG	3FG	FT	O	D	R	PF	A	TO	S	B	MIN
00	RAPIEQUE, Elias	W	2	1-4	0-1	0-0	0	0	0	2	0	1	0	10
21	MCGRIFF, Khamari	W	13	4-6	0-0	5-6	3	6	9	3	2	0	1	25
01	BASHIR, Jr., Abdi	G	10	4-12	2-6	0-0	0	0	0	1	2	0	0	28
04	HAGGERTY, P.J.	G	31	10-17	11-12	3	7	10	4	3	5	2	0	32
34	JOHNSON, Nate	G	5	2-7	1-4	0-0	3	6	9	4	4	1	1	35
10	CASTILLO, David	G	12	4-10	1-5	3-3	0	1	1	1	2	2	1	24
22	BUCA, Dorin	F	2	1-2	0-0	0-0	2	2	4	3	1	0	0	15
15	MANNING, Taj	F	2	1-1	0-0	0-0	1	1	2	1	0	0	0	7
03	JONES, C.J.	F	2	1-4	0-3	0-0	1	1	0	2	1	0	0	14
47	KOSTIC, Andrej	F	5	2-5	1-3	0-0	0	2	2	2	0	0	0	10
TEAM						0	2	2						
TOTALS		84	30-68	5-24	19-21	12	28	40	19	18	10	5	2	200

	FG	FG%	3FG	3FG%	FT	FT%	Deadball Rebounds:
1st Half	15-33	45.5	3-13	23.1	6-7	85.7	0
2nd Half	15-35	42.9	2-11	18.2	13-14	92.9	3, 1
GAME	30-68	44.1	5-24	20.8	19-21	90.5	3

Officials: Jeffrey Anderson, Rick Crawford, Robert Felder
 Attendance: 7,123 | Start Time: 7:01 p.m. | Game Duration: 2:12
 K-State led for 29:53 // Tulsa led 6:07 // Game was tied for 4:00
 Lead Changes: 10 // Times Tied: 8

Points From	Off Turnovers	Paint	2nd Chance	Fast Break	Bench
Tulsa	14	34	15	10	33
K-State	12	46	17	26	23

05 vs. MISSISSIPPI STATE

Nov. 20, 2025 | Kansas City, Mo. / T-Mobile Center

Mississippi State	36	41	—	77
K-STATE	44	54	—	98

► Junior **P.J. Haggerty** scored a season-high 37 points to go with a game-high 8 assists and 7 rebounds to lift K-State to the Hall of Fame Classic Championship game with 98-77 win over Mississippi State on Nov. 20 at the T-Mobile Center.

► Haggerty paced three Wildcats with his season-high 37 points, which came on 13-of-21 field goals, including 4-of-7 from 3-point range, and 7-of-8 free throws. The 37 points are the most scored by a K-State player in 49 games played at the T-Mobile Center, eclipsing the 29 scored by **Makol Mawien** against Kansas in the Big 12 Championship on March 9, 2018.

► The 37 points are the most by a Wildcat since **Barry Brown Jr.** scored 38 against Oklahoma State on Jan. 10, 2018, while he is the first player with back-to-back 30-point games since **Markquis Nowell** posted 36 points vs. Texas and 32 points vs. Baylor on Jan. 3 and 7, 2023.

► In addition, Haggerty is the first Wildcat to record a stat line of 30 or more points, 5 or more rebounds and 5 or more assists since Brown tallied 34 points, 5 rebounds and 5 assists in a win at Baylor on Jan. 22, 2018.

► Haggerty was joined in double figures by senior **Nate Johnson** and junior **Abdi Bashir Jr.**, who posted 14 and 12 points, respectively. The Wildcats also got 9 minutes from sophomore **David Castillo**, 8 points from senior **Khamari McGriff** and 7 points from freshman **Andrej Kostic**.

► K-State took the lead for good on a rare 4-point play by Kostic with 9:11 left in the first half then slowly pulled away behind the play of Haggerty, who had 15 points, 5 rebounds and 5 assists in the first half. Haggerty's old-fashioned 3-point play extended the lead to 40-32 with 2:07 remaining before consecutive baskets by Castillo and Johnson made it 44-36 at the break.

► The lead grew to double digits early in the second half after a 3-pointer by Johnson, but the Bulldogs closed within 69-62 after 4 consecutive free throws with 9:24 to play. However, four more points from Haggerty and a layup by McGriff extended it back to double figures at the third media timeout. From there, the advantage grew to more than 20 points, including its largest at 91-68 after a 3-pointer by Bashir with 3:13 to play.

► The 98 points broke the school record for points scored at T-Mobile Center, topping the 87 scored in the school's first-ever game in the building against Florida A&M on Dec. 17, 2007.

MISSISSIPPI STATE (2-2)

No.	Name	PTS	FG	3FG	FT	O	D	R	PF	A	TO	S	B	MIN
99	ACHOR, Achor	F	5	1-5	1-3	2-2	3	6	9	0	2	0	0	24
15	BALLARD, Quincy	C	10	5-7	0-0	0-0	1	5	6	1	0	1	1	19
02	MCGHEE, Ja'Borri	G	1	0-0	0-1	1-4	0	0	2	4	3	0	0	30
05	JONES Jr., Shawn	G	4	1-4	0-3	2-2	0	6	6	3	2	1	2	21
12	HUBBARD, Josh	G	23	7-15	1-6	8-9	2	2	2	2	3	0	1	32
00	DAVIS-FLEMING, Jamarion	F	2	1-3	0-0	0-0	2	2	4	3	1	0	1	17
11	MACURR, Sergej	F	3	1-2	1-2	0-0	1	1	2	0	0	0	0	10
10	EPPS, Jayden	F	18	6-11	4-7	2-2	0	2	2	2	2	0	0	20
23	GRACE, King	F	4	2-4	0-2	0-0	1	0	1	1	1	0	0	15
01	WARREN, Dellquan	G	0	0-0	0-0	0-0	0	0	0	0	0	0	0	4
04	WALKER, Brandon	F	4	2-3	0-0	0-0	0	0	1	0	0	0	0	4
14	ALI, Amier	F	3	0-1	0-1	3-4	0	0	0	0	0	0	0	4
TEAM						1	1	2			1			
TOTALS		77	26-60	7-25	18-23	9	25	34	14	14	14	3	5	200

	FG	FG%	3FG	3FG%	FT	FT%	Deadball Rebounds:
1st Half	13-31	41.9	3-13	23.1	7-8	87.5	3, 0
2nd Half	13-29	44.8	4-12	33.3	11-15	73.3	14
GAME	26-60	43.3	7-25	28.0	18-23	78.3	17

K-STATE (5-0)

No.	Name	PTS	FG	3FG	FT	O	D	R	PF	A	TO	S	B	MIN
00	RAPIEQUE, Elias	W	3	1-6	1-4	0-0	1	1	2	3	2	0	0	19
21	MCGRIFF, Khamari	W	8	4-4	0-0	0-0	3	3	3	1	0	0	1	17
01	BASHIR, Jr., Abdi	G	12	4-10	4-6	0-0	0	4	4	0	1	0	0	23
04	HAGGERTY, P.J.	G	37	13-21	4-7	7-8	3	4	7	3	8	1	2	34
34	JOHNSON, Nate	G	14	6-11	2-5	0-0	1	3	4	3	4	2	2	29
22	BUCA, Dorin	F	2	1-3	0-1	0-0	1	3	1	0	1	0	1	11
10	CASTILLO, David	G	9	3-7	1-2	2-2	1	2	3	2	2	0	0	24
14	IKEGWURUKA, Mubi	F	2	1-1	0-0	0-0	2	2	2	0	2	1	1	13
03	JONES, C.J.	F	0	0-0	0-0	0-0	2	2	1	2	1	0	0	9
47	KOSTIC, Andrej	F	7	2-6	2-5	1-1	1	1	2	1	2	0	0	16
15	MANNING, Taj	F	2	1-1	0-0	0-0	0	0	0	0	0	0	0	3
23	OSEI, Stephen	F	2	1-3	0-0	0-0	1	0	1	0	0	0	0	3
TEAM						3	2	5						
TOTALS		98	37-73	14-30	10-11	12	26	38	19	22	8	5	4	200

	FG	FG%	3FG	3FG%	FT	FT%	Deadball Rebounds:
1st Half	17-38	44.7	6-15	40.0	4-5	80.0	0, 1
2nd Half	20-35	57.1	8-15	53.3	6-6	100.0	11
GAME	37-73	50.7	14-30	46.7	10-11	90.9	11

Officials: Tony Henderson, Vilas Voyard-Todal, Tommy Johnson
 Attendance: 8,278 | Start Time: 8:30 p.m. | Game Duration: 2:00
 K-State led for 33:59 // MSU led 4:57 // Game was tied for 1:04
 Lead Changes: 6 // Times Tied: 2

Points From	Off Turnovers	Paint	2nd Chance	Fast Break	Bench
MSU	4	40	8	4	34
K-State	17	42	9	17	24

06 vs. NEBRASKA

Nov. 21, 2025 | Kansas City, Mo. / T-Mobile Center

Nebraska	45	41	—	86
K-STATE	35	50	—	85

► Senior **Sam Hoiberg** knocked down the winning free throw with 0.6 seconds left to lift Nebraska to an 86-85 win over K-State in the championship game of the Hall of Fame Classic on Nov. 21 at the T-Mobile Center.

► After Hoiberg intentionally missed the second free throw and senior <

2025-26 BOXSCORES/RECAPS

07 AT 25/24 INDIANA

Nov. 25, 2025 | Bloomington, Ind. / Assembly Hall

25/24 Indiana	39	47	—	86
K-STATE	27	42	—	69

- ▶ K-State was forced into a season-high 19 turnovers leading to 27 Indiana points, as the No. 25/24 Hoosiers remained unbeaten with an 86-69 win over the Wildcats on Nov. 25 before 12,342 fans at Simon Skjold Assembly Hall.
- ▶ The Wildcats (5-2), whose offense entered the game averaging more than 90 points per game, were held to a season-low in both points and field goal percentage (42.1), while the nation's leading scorer – junior **P.J. Haggerty** – finished with a season-low 16 points on 7-of-17 shooting and 6 turnovers. The reigning National Player of the Week saw his school-record streak of games scoring 20 or more points to open the season come to an end at 6 games.
- ▶ Haggerty was joined in double figures by seniors **C.J. Jones** and **Nate Johnson** who finished the night with 15 and 13 points, respectively. Junior **Elias Rapieque** posted a season-high 9 points to go with 5 rebounds.
- ▶ K-State struggled from the opening tip, as Indiana jumped out to a 20-4 lead while holding the Wildcats to a 1-of-11 start from the field and 7 turnovers. A 10-0 run sparked by the play of Johnson, Jones and Rapieque enabled the Wildcats to climb back to within a possession on three different occasions. However, a pair of free throws by the Hoosiers before the final media timeout ignited a 13-3 run to end the half that pushed the lead back out to 12 points.
- ▶ Indiana's momentum continued out of the halftime break, as the Hoosiers scored 10 of the first 12 points to go ahead 49-29 and forced a timeout by **Jerome Tang** less than 4 minutes into the second half. Haggerty helped start a 13-4 run that pulled the Wildcats to within 67-57 with 8:51 remaining.
- ▶ However, a 3-point play by Conerway on the next possession ended any hopes of a further comeback, as the Hoosiers rattled off 10 of the next 12 points to push back ahead 77-59 with 5:39 to play. The home team extended the lead to as many as 23 points before the Wildcats closed the game with 3-pointers from sophomore **David Castillo** and Jones for the final margin.
- ▶ In addition to the 27 points scored off turnovers, Indiana also took advantage of a season-high 25 personal fouls by K-State, converting on 22 of 29 attempts from the free throw line. The Hoosiers shot 47.4 percent (27-of-57) from the field, including 57.7 percent (15-of-26) in the second half.
- ▶ The win continued the Hoosiers' mastery of the Wildcats as they have now won 10 straight in the series, including all 5 matchups at famed Assembly Hall.

INDIANA (6-0)															
No.	Name	PTS	FG	3FG	FT	O	D	R	PF	A	TO	S	B	MIN	
01	BAILEY, Reed	F	21	4-7	0-1	13-15	2	2	4	2	2	3	0	29	
12	DEVRIES, Tucker	F	9	4-11	1-6	0-0	2	4	6	2	5	1	1	21	
03	WILKERSON, Lamar	G	14	4-7	4-7	2-2	0	4	4	4	1	3	0	37	
05	ENRIGHT, Conor	G	7	2-5	2-5	1-2	2	4	4	3	1	2	0	31	
06	CONERWAY, Tayton	G	19	7-14	2-7	3-4	0	4	4	3	2	7	3	26	
04	ALEXIS, Sam	3	1-1	0-0	1-2	0-2	2	2	4	1	0	1	1	10	
11	SISLEY, Trent	12	5-8	1-3	1-2	3-2	5	0	1	1	1	0	0	21	
07	DORN, Nick	1	0-3	0-3	1-2	0-1	1	1	0	0	0	0	0	11	
00	MILES, Jasai	0	0-0	0-0	0-0	0-0	0	0	0	0	0	0	0	2	
18	GRENSING, Tryce	0	0-0	0-0	0-0	0-0	0	0	0	0	0	0	0	0+2	
21	SNIVELY, Drew	0	0-1	0-1	0-0	0-0	0	0	0	0	0	0	0	0+3	
30	STEPHENS, Ian	0	0-0	0-0	0-0	0-0	0	0	0	0	0	0	0	0+4	
TEAM						2	1	3			1				
TOTALS			86	27-57	10-33	22-29	11	24	35	20	15	17	7	4	200

K-STATE (5-2)															
No.	Name	PTS	FG	3FG	FT	O	D	R	PF	A	TO	S	B	MIN	
00	RAPIEQUE, Elias	W	9	4-6	1-1	0-0	2	3	5	4	1	1	2	0	22
21	MCGRIFF, Khamari	W	2	1-1	0-0	0-0	0	1	1	3	1	0	1	10	
01	BASHIR, Jr., Abdi	G	3	1-2	1-2	0-0	1	1	1	1	1	0	0	14	
04	HAGGERTY, P.J.	G	16	7-18	0-2	2-3	0	3	3	4	2	6	0	36	
34	JOHNSON, Nate	G	13	3-9	2-6	5-5	2	2	4	2	2	0	0	33	
22	BUCA, Dorin	2	0-0	0-0	2-2	1	1	2	1	0	2	0	1	6	
10	CASTILLO, David	7	2-9	1-5	2-2	1	0	1	2	2	2	0	0	29	
03	JONES, C.J.	15	5-10	3-4	2-2	1	2	2	1	1	1	0	0	23	
14	KEGWURUKA, Mobi	0	0-0	0-0	0-0	1	2	4	0	0	0	0	0	15	
47	KOSTIC, Andrej	2	1-2	0-0	0-0	2	2	2	1	1	0	0	0	10	
15	MANNING, Taj	0	0-0	0-0	0-0	0	1	1	0	0	0	0	0	0+4	
23	OSEI, Stephen	0	0-0	0-0	0-0	0	0	0	0	0	0	0	0	0+4	
TEAM						0	3	3							
TOTALS			69	24-57	8-20	13-15	8	20	25	10	19	6	2	200	

INDIANA (6-0)															
No.	Name	PTS	FG	3FG	FT	O	D	R	PF	A	TO	S	B	MIN	
01	BAILEY, Reed	F	21	4-7	0-1	13-15	2	2	4	2	2	3	0	29	
12	DEVRIES, Tucker	F	9	4-11	1-6	0-0	2	4	6	2	5	1	1	21	
03	WILKERSON, Lamar	G	14	4-7	4-7	2-2	0	4	4	4	1	3	0	37	
05	ENRIGHT, Conor	G	7	2-5	2-5	1-2	2	4	4	3	1	2	0	31	
06	CONERWAY, Tayton	G	19	7-14	2-7	3-4	0	4	4	3	2	7	3	26	
04	ALEXIS, Sam	3	1-1	0-0	1-2	0-2	2	2	4	1	0	1	1	10	
11	SISLEY, Trent	12	5-8	1-3	1-2	3-2	5	0	1	1	1	0	0	21	
07	DORN, Nick	1	0-3	0-3	1-2	0-1	1	1	0	0	0	0	0	11	
00	MILES, Jasai	0	0-0	0-0	0-0	0-0	0	0	0	0	0	0	0	2	
18	GRENSING, Tryce	0	0-0	0-0	0-0	0-0	0	0	0	0	0	0	0	0+2	
21	SNIVELY, Drew	0	0-1	0-1	0-0	0-0	0	0	0	0	0	0	0	0+3	
30	STEPHENS, Ian	0	0-0	0-0	0-0	0-0	0	0	0	0	0	0	0	0+4	
TEAM						2	1	3			1				
TOTALS			86	27-57	10-33	22-29	11	24	35	20	15	17	7	4	200

K-STATE (5-2)															
No.	Name	PTS	FG	3FG	FT	O	D	R	PF	A	TO	S	B	MIN	
00	RAPIEQUE, Elias	W	9	4-6	1-1	0-0	2	3	5	4	1	1	2	0	22
21	MCGRIFF, Khamari	W	2	1-1	0-0	0-0	0	1	1	3	1	0	1	10	
01	BASHIR, Jr., Abdi	G	3	1-2	1-2	0-0	1	1	1	1	1	0	0	14	
04	HAGGERTY, P.J.	G	16	7-18	0-2	2-3	0	3	3	4	2	6	0	36	
34	JOHNSON, Nate	G	13	3-9	2-6	5-5	2	2	4	2	2	0	0	33	
22	BUCA, Dorin	2	0-0	0-0	2-2	1	1	2	1	0	2	0	1	6	
10	CASTILLO, David	7	2-9	1-5	2-2	1	0	1	2	2	2	0	0	29	
03	JONES, C.J.	15	5-10	3-4	2-2	1	2	2	1	1	1	0	0	23	
14	KEGWURUKA, Mobi	0	0-0	0-0	0-0	1	2	4	0	0	0	0	0	15	
47	KOSTIC, Andrej	2	1-2	0-0	0-0	2	2	2	1	1	0	0	0	10	
15	MANNING, Taj	0	0-0	0-0	0-0	0	1	1	0	0	0	0	0	0+4	
23	OSEI, Stephen	0	0-0	0-0	0-0	0	0	0	0	0	0	0	0	0+4	
TEAM						0	3	3							
TOTALS			69	24-57	8-20	13-15	8	20	25	10	19	6	2	200	

Officials: Brian Dorsey, Earl Walton, James Ford
 Attendance: 12,342 | Start Time: 7:15 p.m. | Game Duration: 2:11
 K-State never led // IU led 39-47 // Game was tied for 0:13
 Lead Changes: 0 // Times Tied: 0

Points From	Off Turnovers	Paint	2nd Chance	Fast Break	Bench
IU	27	32	11	14	16
K-State	16	24	4	11	26

08 BOWLING GREEN

Dec. 1, 2025 | Manhattan, Kan. / Bramlage Coliseum

Bowling Green	49	33	—	82
K-STATE	35	31	—	66

- ▶ Senior **Sam Towns** led all scorers with 27 points, including 17 in a big first-half performance by Bowling Green, as the Falcons earned an 82-66 wire-to-wire win over K-State Dec. 1 before 6,917 fans at Bramlage Coliseum.
- ▶ Led by Towns, Bowling Green (6-2) set the tone for the game in the first half, scoring 49 points on 50 percent (19-of-38) shooting, including 56.3 percent (9-of-16) from 3-point range, in building a 14-point lead at the half. Towns was nearly perfect from the field in the opening half, connecting on 7-of-8 field goal attempts, including all 3 from beyond the arc.
- ▶ Despite cooling off from the field in the second half, the Falcons answered every attempt by the Wildcats to cut into the deficit, keeping the lead in double figures for much of the time, including by 18 points with 36 seconds to play. Towns was joined in double figures by seniors **Javontae Campbell** and **Javon Ruffin**, who each scored 17 points.
- ▶ K-State (5-3) dropped its third straight game after opening the season 5-0, as the Wildcats were held to season-lows in points (66), field goal percentage (39.3) and free throw percentage (54.5) while hitting on just 26.1 percent (6-of-23) from 3-point range.
- ▶ Sophomore **David Castillo**, in his first start of the season, produced a career-high 22 points on 8-of-15 field goals, including 3-of-9 from 3-point range, while junior **P.J. Haggerty** added 17 points on 6-of-19 shooting, including 1-of-4 from beyond the arc, and 4-of-9 from the line.
- ▶ The Wildcats turned the ball over a season-low 6 times and surrendered just 3 steals against the Falcons, who lead the NCAA in turnovers forced per game (20.4) and steals per game (13.4).
- ▶ The loss snapped a 6-game non-conference winning streak at Bramlage Coliseum, as the Wildcats lost for just the third time in a non-conference home game under head coach **Jerome Tang**.

BOWLING GREEN (6-2)															
No.	Name	PTS	FG	3FG	FT	O	D	R	PF	A	TO	S	B	MIN	
14	TOWNS, Sam	F	27	9-14	3-5	6-6	2	6	8	3	2	0	2	34	
16	GLOVER, II, Troy	F	2	1-5	0-0	0-0	5	3	8	1	0	0	2	23	
02	CAMPBELL, Javontae	G	17	6-11	1-2	4-7	2	4	6	4	5	2	0	33	
11	RUFFIN, Javon	G	17	5-11	5-8	2-2	1	4	5	0	3	2	0	38	
25	THOMAS, Justin	G	6	2-6	1-2	1-2	1	2	3	2	3	0	0	35	
09	WOL, Mayor	4	2-5	0-3	0-0	0	3	1	1	0	0	0	0	13	
04	SHACKLEFORD, Josiah	9	3-10	2-6	1-2	3	2	5	4	2	1	1	0	25	
TEAM						1	0	1			1				
TOTALS			82	28-62	12-26	14-19	15	24	39	15	16	8	3	2	200

K-STATE (5-3)															
No.	Name	PTS	FG	3FG	FT	O	D	R	PF	A	TO	S	B	MIN	
21	MCGRIFF, Khamari	W	9	4-5	0-0	1-5	2	3	5	4	2	1	0	3	23
01	BASHIR, Jr., Abdi	G	8	3-10	2-7	0-0	1	1	2	1	1	0	0	22	
04	HAGGERTY, P.J.	G	17	6-19	1-4	4-9	2	4	2	1	1	2	3	1	32
10	CASTILLO, David	G	22	8-15	3-9	3-4	1	0	1	1	1	1	0	0	33
34	JOHNSON, Nate	G	4	2-6	0-1	0-0	4	4	2	2	1	2	0	32	
00	RAPIEQUE, Elias	0	0-0	0-0	0-0	1	0	1	2	1	0	0	0	7	
03	JONES, C.J.	4	1-3	0-1	2-2	1	0	1	2	1	0	0	0	20	
06</															

2025-26 BOXSCORES/RECAPS

10 MISSISSIPPI VALLEY STATE

Dec. 8, 2025 | Manhattan, Kan. / Bramlage Coliseum

Mississippi Valley	21	28	—	49
K-STATE	55	53	—	108

► K-State ended its 4-game skid with a thorough domination of Mississippi Valley State on Dec. 8, breaking 100 points for the fourth time under head coach **Jerome Tang** while connecting on 57.6 percent shooting in a 108-49 victory before 6,682 fans at Bramlage Coliseum.

► K-State (6-4) eclipsed 100 points in a game for the 42nd time, while the 108 points tied for the eighth-most in school history and were the most since the Wildcats scored a school-record 120 points in a win over UAPB more than a year ago. The 59-point margin of victory tied for the fourth-largest and was the largest since a 61-point win over Alabama-Huntsville on Nov. 13, 2012.

► In shooting 57.6 percent (38-of-66) from the field, the Wildcats made 63.3 percent (19-of-30) of their 2-point field goals, including a 34-10 advantage in the paint, while collecting the third-most 3-point field goals (19) in school history on 52.8 percent shooting. They also outscored the Delta Devils in points off turnovers (17-4), second-chance points (17-7) and fast-break points (27-11).

► The 19 made 3-pointers are only surpassed by the school-record 23 against Fresno State in 1994 and the 21 vs. UAPB in 2024. Six different players had at least one 3-pointers, including 5 each from juniors **P.J. Haggerty** and **Abdi Bashir Jr.** and sophomore **David Castillo**.

► All 11 players who saw action had at least one made field goal while four Wildcats scored in double figures led by a game-high 28 points from the nation's leading scorer — Haggerty — who has now scored in double figures in all 10 games this season. Castillo had 19 points off the bench on 6-of-11 field goals, while Bashir and senior **Nate Johnson** added 15 and 14 points, respectively.

► The Wildcats also shared the ball well with the third-most assists (30) in a game on their 38 made field goals, as four players tallied 5 or more assists, including a game-high 6 by Johnson.

► K-State took control less than 2 minutes into the game with 6 straight points before stretching its lead to 20 points (32-12) near the midway point of the first half. The lead was 18 points before a 14-0 run made it 50-18 with less than 2 minutes before halftime. The second half was much of the same as the deficit never fell below 32 points and grew to as many as 61 (108-47) with 1:25 to play.

► MVSU (1-9) shot just 25.8 percent (16-of-62), including 22.2 percent (4-of-18) from 3-point range. Junior **Michael James** led the way with 23 points.

MISSISSIPPI VALLEY STATE (1-9)

No.	Name	PTS	FG	3FG	FT	O	D	R	PF	A	TO	S	B	MIN	
03	SAMS, Lamont	F	3	1-3	1-2	0-0	0	2	2	3	1	1	0	0	15
22	MAYFIELD, Daniel	F	6	1-11	0-2	4-4	1	5	6	0	0	3	0	2	32
02	HOLMES, Delkedic	G	2	1-3	0-0	0-0	0	1	1	3	1	0	0	0	17
10	JAMES, Michael	G	23	10-23	3-8	0-0	2	1	3	2	1	6	3	0	38
24	BARNETT, X'Zaevon	G	4	1-5	0-1	2-4	1	6	7	1	1	2	2	0	25
00	PUNCH, Patrick	S	5	0-7	0-3	5-6	2	1	3	0	4	3	3	1	26
05	SUTTON, Chance	O	0	0-1	0-0	0-0	1	1	2	0	0	0	0	0	9
20	MZEIN, Mussa	G	6	2-8	0-1	2-2	2	0	2	3	1	0	0	1	30
33	SISK, Antonio	O	0	0-1	0-1	0-0	0	0	0	0	0	2	0	0	8
TEAM						3	2	5			1				
TOTALS		49	16-62	4-18	13-16	12	18	30	12	11	9	8	4	200	

	FG	FG%	3FG	3FG%	FT	FT%	Deadball Rebounds:
1st Half	6-31	19.4	0-6	0.0	9-12	75.0	4
2nd Half	10-31	32.3	4-12	33.3	4-4	100.0	3
GAME	16-62	25.8	4-18	22.2	13-16	81.3	7

K-STATE (6-4)

No.	Name	PTS	FG	3FG	FT	O	D	R	PF	A	TO	S	B	MIN		
00	RAPIQUEU, Elias	W	5	2-4	0-0	1-3	4	2	6	3	5	2	2	0	19	
21	McGRIFF, Khamari	W	8	2-2	0-0	4-4	1	3	4	3	2	2	0	1	20	
01	BASHIR JR., Abdi	G	15	5-10	1-0	5-0	0	2	2	0	5	2	2	0	16	
04	HAGGERTY, P.J.	G	28	11-14	5-6	1-1	0	4	4	1	3	2	1	0	25	
34	JOHNSON, Nate	G	14	5-7	2-3	2-2	1	2	3	1	6	0	5	0	21	
03	JONES, C.J.	S	5	2-4	1-1	0-0	0	2	2	0	0	0	0	0	18	
10	CASTILLO, David	W	19	6-11	5-8	2-2	0	3	3	0	5	3	1	0	25	
15	MANNING, Taj	A	4	2-4	0-1	0-0	3	3	6	0	0	0	0	1	0	18
22	BUCA, Dorin	S	1-3	0-1	3-4	0-5	5	3	1	0	1	0	5	2	0	18
47	KOSTIC, Andrej	S	2	1-4	0-3	0-0	2	2	4	2	3	1	1	0	12	
06	JOHNSON, Marcus	S	3	1-3	1-3	0-0	2	2	2	0	2	0	1	0	7	
TEAM						1	3	4								
TOTALS		108	38-66	19-36	13-16	12	33	45	15	30	14	13	6	200		

	FG	FG%	3FG	3FG%	FT	FT%	Deadball Rebounds:
1st Half	19-32	59.4	6-13	46.2	11-14	78.6	10
2nd Half	19-34	55.9	13-23	56.5	2-2	100.0	7
GAME	38-66	57.6	19-36	52.8	13-16	81.3	17

Officials: Kipp Kissinger, Doug Simmons, Ron Grouver
 Attendance: 6,682 | Start Time: 7:01 pm. | Game Duration: 1:56
 K-State led 38-35 // Mississippi Valley never led // Game was tied for 1:25
 Lead Changes: 0 // Times Tied: 1

Points From	Off Turnovers	Paint	2nd Chance	Fast Break	Bench
MVSU	4	10	7	11	11
K-State	17	34	17	27	38

11 AT CREIGHTON

Dec. 13, 2025 | Omaha, Neb. / CHI Health Center Omaha

Creighton	33	43	—	76
K-STATE	51	32	—	83

► Sophomore **David Castillo** scored six of his game-high 19 points in the last two minutes to help K-State hold off a furious Creighton rally in an 83-76 win on Dec. 13 before 16,657 fans at CHI Health Center Omaha.

► K-State (7-4) earned its first win in a non-conference road game since a 75-60 victory at LSU on Dec. 9, 2023, snapping a 4-game skid. The Wildcats posted just their third all-time win in 10 visits to Omaha (1969, 1987 and 2025) while running their winning streak over the Bluejays to 4 games.

► Buoyed by a near record-setting 51-point first-half, K-State led by as many as 20 points in the early moments of the second half before Creighton (5-5) slowly chipped away at the deficit, closing to within 73-70 with 2:41 to play. However, Castillo saved his best for clutch time, scoring six of the Wildcats' last 10 points while adding an assist. It marked the fourth straight game in double figures for the sophomore, including the second in a row off the bench with 19 points.

► After Bluejay senior **Josh Dix** missed a 3-pointer that would have tied the game with 2:10 remaining, Castillo grabbed the rebound and converted on a driving layup. Following another 3-point miss, Castillo once again drove the lane, feeding senior **Khamari McGriff** on a lob dunk to put the Wildcats ahead 77-70 with 1:21 left. Castillo then knocked down a pair of free throws for a 79-73 lead before finishing things off with a breakaway dunk with 18 seconds.

► Castillo was one of four Wildcats to score in double figures, collecting his 19 points on 7-of-11 field goals, including 2-of-4 from 3-point range, while making all 3 free throws. Omaha native junior **Abdi Bashir Jr.** put on a show for the hometown crowd with 18 points on 6 made 3-pointers, including 15 points in the first half when he eclipsed 1,000 career points. Senior **Khamari McGriff** and junior **P.J. Haggerty** added 12 and 10 points, respectively, while senior **Nate Johnson** had game-highs in both assists (6) and steals (4) go with 8 points.

► K-State led by as many as 18 points in the first half, including 51-33 at the break, as the Wildcats connected on 59.4 percent (19-of-32) from the field, including 64.7 percent (11-of-17) from 3-point range.

► The Wildcats, which shot a season-low 27.8 percent (10-of-36) in the second half, finished at 42.6 percent (29-of-68) for the game, including 42.9 percent (12-of-28) from 3-point range. The team also made 13 of 15 attempts (86.7 percent) from the free throw line and turned the ball over just 7 times.

CREIGHTON (5-5)

No.	Name	PTS	FG	3FG	FT	O	D	R	PF	A	TO	S	B	MIN	
00	GREEN, Jasen	F	6	3-7	0-1	0-0	2	6	8	2	3	2	0	1	32
41	TRAUTZ, Isaac	F	18	5-10	4-8	4-5	2	5	7	1	0	0	0	0	26
1	SWARTZ, Austin	G	12	4-11	4-9	0-0	2	1	3	2	2	2	0	0	26
4	DIX, Josh	G	18	7-17	2-7	2-2	5	7	0	2	0	2	0	0	35
09	DAVIS, Josh	G	5	2-3	1-2	0-0	0	2	3	5	1	1	0	30	
05	GRAVES, Nik	S	2	0-1	0-1	2-2	1	0	1	2	0	1	1	0	9
32	FREEMAN, Owen	A	2	0-6	0-0	0-0	2	2	4	1	2	0	1	3	11
07	ZUGIC, Fedor	S	7	2-5	1-3	2-2	0	2	2	2	0	0	1	1	21
17	KONAN, Kerem	O	0	0-1	0-0	0-0	0	0	0	0	1	0	0	0	4
02	HARPER, Blake	A	4	0-1	0-1	4-4	0	1	1	0	0	0	0	0	7
TEAM						0	0	0			1				
TOTALS		76	25-63	12-32	14-15	11	24	35	13	15	7	4	7	200	

	FG	FG%	3FG	3FG%	FT	FT%	Deadball Rebounds:
1st Half	10-31	32.3	5-15	33.3	8-8	100.0	1
2nd Half	15-32	46.9	7-17	41.2	6-7	85.7	11
GAME	25-63	39.7	12-32	37.5	14-15	93.3	12

K-STATE (7-4)

No.	Name	PTS	FG	3FG	FT	O	D	R	PF	A	TO	S	B	MIN	
00	RAPIQUEU, Elias	W	9	4-5	1-1	0-0	3	6	5	2	0	0	0	0	25
21	McGRIFF, Khamari	W	12	3-7	1-1	5-6	3	6	2	0	1	0	0	28	
01	BASHIR JR., Abdi	G	18	6-17	6-12	0-0	0	2	0	2	0	1	0	0	28
04	HAGGERTY, P.J.	G	10	4-12	0-2	2-3	1	4	5	2	1	2	0	0	34
34	JOHNSON, Nate	G	8	3-10	2-7	0-0	1	3	4	1	6	2	4	1	32
10	CASTILLO, David	W	19	7-11	2-4	3-3	1	2	3	3	0	1	1	23	
15	MANNING, Taj	A	2	1-2	0-0	0-0	2	3	5	0	0	0	0	0	13
22	BUCA, Dorin	S	1-3	0-0	3-3	2	3	5	2	1	1	0	0	1	11
03	JONES, C.J.	S	0	0-1	0-1	0-0	0	2	2	1	0	0	0	0	7
TEAM						3	5								
TOTALS		83	29-68	12-28	13-15	15	27	42	16	14	7	5	4	200	

	FG	FG%	3FG	3FG%	FT	FT%	Deadball Rebounds:
1st Half	19-32	59.4	11-17	64.7	2-2	100.0	7
2nd Half	10-36	27.8	1-11	9.1	11-13	84.6	11
GAME	29-68	42.6	12-28	42.9	13-15	86.7	18

Officials: James Breeding, Tim Clougherty, Antonio Petty
 Attendance: 16,657 | Start Time: 2:15 pm. | Game Duration: 2:13
 K-State led 36-51 // Creighton led 0-56 // Game was tied for 2:13
 Lead Changes: 5 // Times Tied: 2

Points From	Off Turnovers	Paint	2nd Chance	Fast Break	Bench
CU	2	24	11	10	17
K-State	8	34	16	9	26

12 SOUTH DAKOTA

Dec. 20, 2025 | Manhattan, Kan. / Bramlage Coliseum

South Dakota	34	42	—	76
K-STATE	57	49	—	106

► Junior **P.J. Haggerty** paced five Wildcats in double figures with a game-high 24 points, as K-State recorded its second 100-point game of the season in a 106-76 win over South Dakota on Dec. 20 before 7,287 fans at Bramlage Coliseum.

► The Wildcats (8-4), which scored a season-high 108 points in the win over Mississippi Valley State on Dec. 8, notched their second 100-point performance in the last 3 games while tying the school single-season record with the 1966-67, 1979-80, 1993-94 and 1997-98 teams. It also matched the 1993-94 and 1997-98 teams for the most 100-point games at home in a single season.

► K-State shot better than 60 percent from the field for the third time, as the Wildcats connected on 62.1 percent (41-of-66), including 50 percent (12-of-24) from 3-point range, and 75 percent (12-of-16) from the free throw line. The team hit on better than 56 percent in each half, including a season-high 57 first-half points on a season-high 67.6 percent (23-of-34) shooting. The 41 made field goals are the most in 115 games under **Jerome Tang** and the most since totaling 43 vs. UTSA more than 34 years ago on Nov. 23, 1991.

► The Wildcats were particularly lethal inside the 3-point arc, hitting on 69.1 percent (29-of-42) of their 2-point attempts, including a school-record tying 56 points in the paint. The team also had 56 points in the paint against Cal earlier this season as well as against South Dakota in 2010 and Miami in 2023. The team also dished out 23 assists, including 5 each from junior **Abdi Bashir Jr.** and sophomore **David Castillo**, and posted a 44-28 advantage on the glass.

► Haggerty posted his eighth game of 20 or more points this season, leading the way with 24 points on 10-of-12 field goals and 3-of-4 free throws to go with a game-high 6 rebounds and 3 assists in just over 26 minutes. Joining Haggerty in double figures were Castillo with 16 points, Bashir and senior **Nate Johnson** with 15 points each and senior **Khamari McGriff** with 10 points.

► Haggerty went perfect from the field in the first half, making all 8 attempts in the paint, as he helped power an early 11-0 run that the Wildcats built into as much as a 24-point lead, including 57-34 at the halftime break. The second half was much of the same, as the home team's lead grew to more than 30 points less than 3 minutes into the half while it stood at a game-high 36 points with 9:25 left. The team broke the 100-point mark after a pair of free throws by junior **Dorin Buca** with 3:02 remaining.

► K-State has now won 11 meetings with South Dakota, all coming at home.

SOUTH DAKOTA (7-7)

No.	Name	PTS	FG	3FG	FT	O	D	R	PF	A	TO	S	B	MIN	
54	FENS, Cameron	C	17	7-11	0-0	3-6	3	3	6	4	0	3	1	0	21
00	CRAWFORD, Jordan	G	3	1-8	1-3	0-0	1	1	2	1	2	2	0	0	22
01	BUNTYN, Zuzhan	G	6	2-7	0-0	2-5	1	0	1	1	9	5	1	1	32
10	ANDERSON, Evan	G	2	0-1	0-1	2-2									

2025-26 BOXSCORES/RECAPS

13 ULM

Dec. 28, 2025 | Manhattan, Kan. / Bramlage Coliseum

ULM	36	49	—	85
K-STATE	46	48	—	94

- Junior **P.J. Haggerty** scored 23 of his team-high 24 points in the second half, as K-State wrapped up non-conference play with a 94-85 win over a pesky ULM squad on Dec. 28 before 8,163 fans at Bramlage Coliseum.
- The victory extended the team's winning streak to 4 games, as they finished non-conference play with a 9-4 record, which is the third-best mark in the last 7 seasons and the best since the 2023-24 squad opened at 10-3. K-State is now 197-66 in non-conference play since 2006-07, including 137-16 at home.
- Haggerty, who collected his ninth game of 20 or more points this season, bounced back from his worst first half of the season to score his 23 second-half points on 7-of-10 field goals and 9-of-9 free throws. None of his 23 second-half points proved more critical than a pair of 3-point plays after the Warhawks (3-11) had whittled the lead from a game-high 20 points (69-49) with 13:18 to play to just 4 points (75-71) with just over 6 minutes remaining.
- With momentum shifting to ULM after a 6-0 run cut the deficit to 75-71 at the 6:04 mark, Haggerty converted on the first of his 3-point plays out of a K-State timeout. He then added a second one following a Warhawks' 3-pointer that gave the Wildcats an 83-74 lead with 4:51 remaining.
- After yet another rally closed the deficit to 87-83 with just over 3 minutes to play, Haggerty came through with a big defensive rebound before assisting on a fast-break layup by sophomore **David Castillo** that pushed the lead to 92-83 with 2:24 left. He then scored the game's final points on a layup with 1:10 remaining that put the Wildcats ahead 94-85.
- Haggerty finished the day 7-of-16 from the field and 10-of-11 from the free throw line to go with a team-best 8 rebounds and 3 assists in 29 minutes. He has now scored in double figures in all 13 games while leading in scoring 10 times.
- Haggerty was joined in double figures by senior **Nate Johnson** (14 points) and junior **Abdi Bashir Jr.** (11 points). Two other Wildcats had 9 points (junior **Elias Rapieque** and **Castillo**), while senior **Khamari McGriff** and junior **Taj Manning** added 8 points each. Manning also had a career-high 7 rebounds.
- Despite shooting a lackluster 28.6 percent (10-of-35) from 3-point range, K-State still managed to score 90 or more points for the seventh time in 13 games. The Wildcats converted on 65.7 percent (23-of-35) of their shots inside the 3-point line, including a 44-32 advantage in the paint.

ULM (3-11)															
No.	Name	PTS	FG	3FG	FT	O	D	R	PF	A	TO	S	B	MIN	
05	SONDORS, Renars	F	8	3-7	1-3	1-2	2	2	4	4	2	1	1	0	32
03	LEWIS, Krystian	G	25	6-11	1-3	12-13	0	2	2	3	2	4	2	0	32
04	BRODNEK, Lawell	G	21	8-11	1-1	4-8	1	7	8	4	2	2	2	33	
08	MOLGEEV, Alex	G	5	2-4	1-2	0-2	0	0	0	0	2	0	2	15	
21	RUSSELL, MJ	G	17	5-11	2-4	5-5	1	4	5	3	3	3	2	39	
00	DAZ, Dylan	S	5	2-6	1-4	0-1	2	3	2	4	3	1	0	27	
23	BARNSILE, Ayomide	K	3	1-3	0-0	1-2	2	4	4	1	0	1	2	11	
01	HARTMAN, Przemek	K	0	0-2	0-1	0-0	1	1	0	0	0	0	0	3	
11	BELL, William	I	1	0-0	0-0	1-2	0	0	1	0	0	0	0	8	
TEAM						0	3	3							
TOTALS		85	27-55	7-18	24-34	7	23	30	25	15	10	4	20		

	FG	FG%	3FG	3FG%	FT	FT%
1st Half	12-24	50.0	1-7	14.3	11-17	64.7
2nd Half	15-31	48.4	6-11	54.5	13-17	76.5
GAME	27-55	49.1	7-18	38.9	24-34	70.6

Deadball Rebounds: 3, 0
Biggest Run: 11 (9:58 2H)
Largest Lead: 6 (16:58 1H)
Technical Fouls: None

K-STATE (9-4)														
No.	Name	PTS	FG	3FG	FT	O	D	R	PF	A	TO	S	B	MIN
00	RAPIEQUE, Elias	W	9	4-7	1-1	0-0	1	1	2	4	6	1	2	25
21	MCGRIFF, Khamari	W	8	3-4	0-0	2-3	3	2	5	3	1	1	2	22
01	BASHIR, Abdi	G	11	4-9	3-8	0-0	2	2	4	3	0	0	0	23
04	HAGGERTY, P.J.	G	24	7-16	0-3	10-11	2	6	8	3	4	1	0	29
34	JOHNSON, Nate	G	14	4-7	4-7	2-3	4	6	3	4	2	1	0	33
03	JONES, C.J.	G	2	0-3	0-3	2-2	0	0	2	0	1	1	0	12
10	CASTILLO, David	G	9	4-11	1-7	0-0	1	4	5	1	3	2	0	21
15	MANNING, Taj	8	3-5	1-3	1-2	4	3	7	1	2	0	1	0	13
22	BUCA, Dorin	7	3-4	0-1	1-3	1	2	3	1	0	1	0	1	13
47	KOSTIC, Andrej	2	1-4	0-0	1-2	1	3	1	1	0	0	0	0	8
TEAM						0	2	2						
TOTALS		94	33-70	10-35	18-24	15	28	43	25	13	8	2	20	

	FG	FG%	3FG	3FG%	FT	FT%
1st Half	16-37	43.2	6-18	33.3	8-12	66.7
2nd Half	17-33	51.5	4-17	23.5	10-12	83.3
GAME	33-70	47.1	10-35	28.6	18-24	75.0

Deadball Rebounds: 5, 0
Biggest Run: 8 (3:33 1H)
Largest Lead: 20 (13:18 2H)
Technical Fouls: None

Officials: Brooks Wells, Jeffrey Anderson, Antonio Petty
Attendance: 8,163 // Start Time: 1:01 p.m. // Game Duration: 2:12
K-State led 27-01 // ULM led 10-54 // Game was tied for 2:05
Lead Changes: 2 // Times Tied: 4

Points From	Off Turnovers	Paint	2nd Chance	Fast Break	Bench
ULM	20	32	6	11	9
K-State	15	44	11	16	28

14 10/10 BYU

Jan. 3, 2026 | Manhattan, Kan. / Bramlage Coliseum

10/10 BYU	45	38	—	83
K-STATE	35	38	—	73

- Despite a valiant effort before a sold-out crowd, K-State could not overcome a roaring afternoon from 3-point range in an 83-73 loss to No. 10/10 BYU on Jan. 3 in the Big 12 opener for both schools at Bramlage Coliseum.
- K-State, which entered the day 10th in 3-point field goal percentage (39.9), was held to a season-low 14.3 percent (3-of-21) shooting from beyond the arc, including just 15.4 percent (2-of-13) in a first half in which the Wildcats fell down by 10 points at the half.
- BYU (13-1, 1-0 Big 12) climbed out of an early 14-9 deficit with a 9-0 run midway through the first half then outscored K-State, 16-8, to enter halftime with a 45-35 lead. The Wildcats closed the deficit to single digits several times in the second half, including 47-41 at the first media timeout and 78-71 with 2:21 remaining, but each time the Cougars had an answer to maintain their lead.
- Even though the Wildcats struggled from the arc, they gave themselves a chance against the Cougars, winners of 10 straight games, with 48 points in the paint, 17 points off turnovers and a special performance junior **P.J. Haggerty**, who finished with his best all-around effort in his first Big 12 game.
- The junior recorded his 10th game of the season with 20 or more points, tying freshman **AJ Dybantsa** with a game-high 24 points, to go with 7 rebounds, 6 assists and a season-high 4 steals in 36 minutes. He is now the first Wildcat since **Jacob Pullen** in 2009-10 to score in double figures in the first 14 games.
- Haggerty was joined in double figures by junior **Abdi Bashir Jr.**, who was responsible for all 3 of the Wildcats' 3-pointers to finish with 16 points, along with sophomore **David Castillo** and senior **Khamari McGriff**, who finished with 13 and 12 points, respectively.
- BYU was led by a game-tying 24 points from Dybantsa, who finished 8-of-15 from the field and 7-of-10 from the line to go with 8 rebounds, 3 assists and 3 steals. Backcourt mates **Robert Wright III** (18 points) and **Richie Saunders** (13 points) combined for 31 points, while big man **Keba Keita** recorded a double-double with 11 points and a game-high 16 rebounds.
- Although the Wildcats held the advantage in points off turnovers (17-7) and points in the paint (48-32), Keita's 16 boards helped the Cougars to a 47-35 advantage on the glass, including 16 offensive rebounds that led to a 20-7 edge in second-chance points.

BYU (13-1, 1-0 Big 12)														
No.	Name	PTS	FG	3FG	FT	O	D	R	PF	A	TO	S	B	MIN
03	DYBANTSA, AJ	F	24	8-15	1-2	7-10	1	7	8	3	7	3	0	32
13	KEITA, Keba	C	11	4-4	0-0	3-6	8	16	2	0	2	0	0	27
01	WRIGHT III, Robert	G	18	6-15	2-2	4-6	0	4	4	0	5	4	0	37
15	SAUNDERS, Richie	G	13	4-15	3-11	2-2	1	2	3	0	3	2	0	35
30	DAVIS JR., Kennard	G	4	1-5	1-5	1-2	2	4	6	2	3	2	3	15
05	BOSKOVIC, Mihailo	9	3-5	2-3	1-1	1	2	3	5	1	1	1	0	18
34	AHMED, Abdullah	4	2-3	0-0	0-0	1	2	3	2	0	0	0	3	12
02	MRUS, Tyler	0	0-1	0-1	0-0	0	0	0	1	0	0	0	0	4
TEAM						2	3	5						
TOTALS		83	28-63	9-24	18-27	16	31	47	16	17	19	9	6	200

	FG	FG%	3FG	3FG%	FT	FT%
1st Half	16-36	44.4	7-18	38.9	6-8	75.0
2nd Half	12-27	44.4	2-6	33.3	12-19	63.2
GAME	28-63	44.4	9-24	37.5	18-27	66.7

Deadball Rebounds: 3, 0
Biggest Run: 9 (11:55 1H)
Largest Lead: 12 (6:42 2H)
Technical Fouls: None

K-STATE (9-5, 0-1 Big 12)														
No.	Name	PTS	FG	3FG	FT	O	D	R	PF	A	TO	S	B	MIN
15	MANNING, Taj	W	4	2-4	0-1	0-0	3	3	6	3	1	1	0	18
21	MCGRIFF, Khamari	W	12	5-7	0-1	2-2	1	7	8	4	2	0	1	25
01	BASHIR, Abdi	G	16	5-13	3-8	3-3	1	3	4	2	0	1	0	30
04	HAGGERTY, P.J.	G	24	8-16	0-2	8-10	4	7	4	6	3	4	0	36
34	JOHNSON, Nate	G	0	0-5	0-3	0-0	0	3	3	1	4	3	0	31
14	KEGWURUKA, Mubi	2	1-3	0-0	0-0	0	1	1	0	1	0	1	0	14
22	BUCA, Dorin	0	0-2	0-0	0-2	1	0	1	3	3	1	1	0	15
10	CASTILLO, David	13	6-14	0-5	1-2	0	2	2	3	0	1	0	0	27
03	JONES, C.J.	2	1-3	0-1	0-0	0	0	0	1	0	0	1	0	5
TEAM						1	2	3						
TOTALS		73	28-67	3-21	14-19	11	24	35	22	15	12	12	2	200

	FG	FG%	3FG	3FG%	FT	FT%
1st Half	12-34	35.3	2-13	15.4	9-11	81.8
2nd Half	16-33	48.5	1-8	12.5	5-8	62.5
GAME	28-67	41.8	3-21	14.3	14-19	73.7

Deadball Rebounds: 2, 1
Biggest Run: 5 (16:22 1H)
Largest Lead: 5 (15:24 2H)
Technical Fouls: None

Officials: Doug Simons, Christopher Merlo, Keith Patterson
Attendance: 11,010 // Start Time: 12:36 p.m. // Game Duration: 2:14
K-State led 3:34 // BYU led 34:00 // Game was tied for 2:26
Lead Changes: 4 // Times Tied: 2

Points From	Off Turnovers	Paint	2nd Chance	Fast Break	Bench
BYU	7	32	20	11	13
K-State	17	48	7	4	17

15 AT 1/2 ARIZONA

Jan. 7, 2026 | Tucson, Ariz. / McKale Center

1/2 Arizona	51	50	—	101
K-STATE	36	40	—	76

- Arizona looked every bit the nation's top-ranked team, as the Wildcats shot nearly 50 percent from the field while posting a 55-32 advantage on the glass en route to a 101-76 win over K-State before 14,357 fans at the McKale Center.
- K-State (9-6, 0-2 Big 12), which has opened conference play with consecutive top-10 opponents for the first time ever, fell to 5-19 all-time vs. the AP No. 1 team, including 1-5 on the road. The Wildcats have now lost 5 in a row against the top-ranked team with the last win coming in 2016.
- One of six remaining unbeaten teams in the country, Arizona connected on 49.3 percent (34-of-69) of its field goals, including 58.5 percent (31-of-53) from inside the arc with 56 points in the paint, while knocking down 30 of 39 attempts (78.9 percent) from the free throw line.
- In addition to a 56-36 advantage in the paint, Arizona had 26 fast-break points while turning 15 offensive rebounds into 19 second-chance points.
- It marked just the 18th time in school history that K-State has surrendered 100 or more points, including just the second time under coach **Jerome Tang**.
- Equally impressive was Arizona's play on the defensive end, holding K-State to a season-low 33.8 percent (26-of-77) from the field, including 22.2 percent (8-of-36) from 3-point range. Junior **Abdi Bashir Jr.**, who entered the day ranking in the top-10 nationally in 3-pointers/game (3.71) and total 3-pointers (52), was held without a 3-point make (0-of-5) for the first time this season.
- Arizona has now won its 15 games by an average of more than 23 points.
- Freshman **Brayden Burries** (28 points) and junior **Motiejus Krivas** (25 points) paced Arizona with a combined 53 points on 19-of-26 shooting. Krivas had a double-double with a game-high 12 rebounds, while Burries narrowly missed a double-double with 9 rebounds to go with 4 assists and 4 steals. Freshman **Koa Peat** also had a double-double with 15 points and 10 rebounds, while senior **Tobe Awaka** added 8 points and 11 rebounds off the bench.
- Junior **P.J. Haggerty** led K-State with 19 points and 7 assists in 32 minutes, while senior **Nate Johnson** and junior **Dorin Buca** chipped in 15 and 12 points, respectively. Haggerty has now scored in double figures in all 15 games this season while the leading team in scoring 12 times.

ARIZONA (15-0, 2-0 Big 12)														
No.	Name	PTS	FG	3FG	FT	O	D	R	PF	A	TO	S	B	MIN
08	KHARCHENKOV, Ivan	F	4	1-3	0-1	2-4	1	1	2	3	1	0	1	25
10	PEAT, Koa	F	15	6-11	1-2	2-2	0	10	4	4	1	0	0	26
13	KRIVAS, Motiejus	G	25	7-10	0-1	11-12	5	7	12	1	0	2	0	29
00	BRADLEY, Jaden	G	9	3-10	1-1	2-2	0	3	3</					

2025-26 BOXSCORES/RECAPS

16 AT ARIZONA STATE

Jan. 10, 2026 | Tempe, Ariz. / Desert Financial Arena

Arizona State	36	51	—	87
K-STATE	38	46	—	84

- K-State made a furious rally to close a 9-point deficit to one with 5 seconds left, but senior **Moe Odum** calmly sank 2 free throws on the ensuing possession to help Arizona State hold on for an 87-84 win at Desert Financial Arena.
- K-State had one last chance with 4.3 seconds left, but junior **P.J. Haggerty's** desperation 3-point attempt fell short as the buzzer sounded. The guard led all scorers with 25 points, as he registered his 11th game of 20 or more points. He was joined in double figures by **Abdi Bashir Jr.**, who added 22 points.
- The near comeback came on the heels of a key 10-0 run midway through the second half that provided Arizona State (10-6, 1-2 Big 12) the difference in a back-and-forth game that included 9 lead changes and 9 ties. The Sun Devils, who played just 7 players due to injury, saw all 5 starters score in double figures, including 21 by Odum and 7-foot-1 freshman **Massamba Diop**. Sophomore **Santiago Trouet** had a double-double with 10 points and 10 rebounds.
- The pivotal 10-0 run came after K-State took a 64-58 lead with 10:32 to play on a sixth 3-pointer from Bashir. The front court trio of Trouet, Diop and graduate **Allen Mukeba** combined for all 10 points to help ASU go ahead 68-64 with 7:13 remaining. From there, the Sun Devils continued their momentum, scoring 8 of the next 11 points to take their largest lead at 76-67 and force a timeout by head coach **Jerome Tang** with 4:21 to play.
- The Wildcats didn't go away quietly though, as a 3-pointer from Haggerty sparked a 17-9 run that closed the gap to 85-84 with 5 seconds. Haggerty was responsible for 9 of the 17 points, including a circus 3-pointer that made it 85-84, while Bashir and senior **Khamari McGriff** each had 4 points. The Sun Devils assisted the rally by making just 5-of-10 free throw attempts during this stretch.
- A key stat in the game came in the paint, where ASU outscored K-State, 50-28, that came alongside a 48-34 rebounding advantage that included a combined 34 boards from the quartet of Trouet (10), Diop (9), Mukeba (8) and sophomore guard **Noah Meeusen** (7). The Sun Devils converted 18 offensive rebounds into a 24-20 narrow edge in second-chance points. In addition, ASU scored 24 points at the free throw line, taking advantage of 27 fouls on K-State.
- The Wildcats were able to stay competitive in the game with 13 made 3-pointers, including 6 from Bashir and 3 from Haggerty. It marked the ninth time this season that the team has registered double-digit 3-point field goals.

ARIZONA STATE (10-6, 1-2 Big 12)														
No.	Name	PTS	FG	3FG	FT	O	D	R	PF	A	T	S	B	MIN
01	TROUET, Santiago	F	10	5-12	0-2	0-1	7	3	10	2	3	1	3	25
23	MUKEBA, Allen	F	10	3-4	0-0	4-4	3	5	8	3	1	2	0	28
35	DIOP, Massamba	C	21	8-10	0-0	5-6	4	5	9	3	1	1	0	32
02	JOHNSON, Anthony	G	18	5-10	0-3	8-10	0	4	4	4	3	1	2	23
05	ODUM, Maurice	G	21	8-17	2-7	3-4	0	1	1	1	4	7	0	38
15	MEEUSEN, Noah	G	3	1-6	1-6	0-0	2	5	7	3	2	3	2	31
14	GRBOVIC, Andrija	A	0	0-5	0-4	4-7	0	2	2	1	0	0	0	24
TEAM						2	5	7						
TOTALS		87	30-64	3-22	24-32	18	30	48	17	14	15	6	10	200

	FG	FG%	3FG	3FG%	FT	FT%	Deadball Rebounds:
1st Half	12-30	40.0	1-10	10.0	11-12	91.7	6, 0
2nd Half	18-34	52.9	2-12	16.7	13-20	65.0	10 (7:13 2H)
GAME	30-64	46.9	3-22	13.6	24-32	75.0	Largest Lead: 9 (4:28 2H) Technical Fouls: None

K-STATE (9-7, 0-3 Big 12)														
No.	Name	PTS	FG	3FG	FT	O	D	R	PF	A	T	S	B	MIN
00	RAPIECIG, Elias	W	8	3-6	2-4	0-0	1	1	2	4	0	1	0	21
21	McGRIFF, Khamari	W	8	4-7	0-0	0-0	1	2	3	4	1	1	1	14
01	BASHIR Jr., Abdi	G	22	8-16	6-12	0-1	0	2	2	3	4	1	0	35
04	HAGGERTY, P.J.	G	25	7-19	3-7	8-12	1	2	3	4	3	6	1	38
34	JOHNSON, Nate	G	7	2-6	1-4	2-2	2	0	2	3	3	1	0	26
10	CASTILLO, David	G	3	1-7	1-2	0-0	0	4	4	1	2	0	0	26
15	MANNING, Taj	G	6	1-2	0-1	4-4	2	2	4	0	0	0	3	20
22	BUCA, Dorin	S	2-5	0-0	1-2	5-3	8	2	1	0	0	1	19	
47	KOSTIC, Andrej	A	0	0-2	0-1	0-0	0	0	0	0	0	0	0	1
TEAM						4	2	6						
TOTALS		84	28-70	13-31	15-21	16	18	34	27	14	13	7	3	200

	FG	FG%	3FG	3FG%	FT	FT%	Deadball Rebounds:
1st Half	12-36	33.3	5-15	33.3	9-11	81.8	2, 0
2nd Half	16-34	47.1	8-16	50.0	6-10	60.0	6 (11:25 2H)
GAME	28-70	40.0	13-31	41.9	15-21	71.4	Largest Lead: 7 (17:45 2H) Technical Fouls: None

Officials: Brooks Wells, Michael Greenstein, Tommy Johnson
 Attendance: 7,133 | Start Time: 2:02 p.m. | Game Duration: 2:19
 K-State led 15:55 // ASU led 16:18 // Game was tied for 7:47
 Lead Changes: 9 // Times Tied: 9

Points From	Off Turnovers	Paint	2nd Chance	Fast Break	Bench
ASU	13	50	24	14	7
K-State	16	28	20	23	14

17 UCF

Jan. 14, 2026 | Manhattan, Kan. / Bramlage Coliseum

UCF	42	40	—	82
K-STATE	28	45	—	73

- K-State battled back from a 16-point deficit to close to within one possession numerous times in the second half, but UCF had an answer to every rally en route to posting an 82-73 win on Jan. 14 at Bramlage Coliseum.
- After trailing as many as 16 points in the first half, including 12 at the half, K-State showed some desperation out of break, closing to 57-56 at the 11:18 mark after a layup from junior **P.J. Haggerty**, who scored 18 of his game-high 23 points in the second half.
- UCF (14-2, 3-1 Big 12) responded with consecutive 3-pointers from graduate **Themus Fulks** and junior **Jordan Burks** to push back ahead 63-56 near the midway point. After consecutive layups from junior **Taj Manning** got K-State to within 63-60, senior **Riley Kugel** connected on a 3-point play to once again put some distance between the teams with 8:50 remaining.
- Haggerty split a pair of free throws to close the deficit to 68-65, but a tip-in from junior **Chris Johnson** and a layup from Kugel put the Knights up 72-65, forcing a timeout from **Jerome Tang** with 5:14 to play. Another 3-point play from Haggerty gave the Wildcats' one last opportunity at 72-68, but Johnson came through with a big 3-pointer to again answer the rally. From there, they got no closer than 5 points, as the Knights salted it away at the free throw line.
- UCF connected on 52.5 percent (32-of-61) of its field goals, including better than 50 percent in each half, while hitting on 46.7 percent (7-of-15) from beyond the arc. Four players scored in double figures, including 19 from Kugel, 18 from senior **Jamichael Stillwell** and a points/assist double-double from Fulks with 13 points and a game-high 12 assists.
- Haggerty was joined in double figures by 15 points from senior **Khamari McGriff**, 12 points from junior **Abdi Bashir Jr.** and a new career-high 10 points from junior **Taj Manning**. Senior **Nate Johnson** tied a career-high with 10 assists to go with 7 points, 6 rebounds and 3 steals.
- K-State rebounded to shoot 54.5 percent (18-of-33) from the field in the second half after making just 34.4 percent (11-of-32) in the first half. For the game, the Wildcats hit on 44.6 percent (29-of-65), including just 20 percent (6-of-30) from 3-point range.
- The win was the first in 3 tries for UCF at Bramlage Coliseum.

UCF (14-2, 3-1 Big 12)														
No.	Name	PTS	FG	3FG	FT	O	D	R	PF	A	T	S	B	MIN
04	STILLWELL, Jamichael	F	18	8-14	0-1	2-4	2	5	7	4	1	0	0	30
99	BURKS, Jordan	F	8	3-6	2-4	0-0	0	2	2	1	0	3	1	18
07	BOL, John	C	2	1-2	0-0	0-0	0	3	3	3	0	1	0	12
01	FULKS, Themus	G	13	6-11	1-1	0-0	0	3	3	3	12	1	3	38
02	KUGEL, Riley	G	19	6-11	2-4	5-7	0	7	7	3	2	5	0	34
00	FOUMENE, Jeremy	T	2	1-6	0-0	2-2	1	1	2	0	1	0	0	9
22	JOHNSON, Chris	S	9	3-5	1-2	0-2	1	1	2	0	1	0	2	22
35	CAMBRIDGE, Devan	0	0	0-1	2-3	1	5	6	0	2	0	1	1	25
11	PACHECO, Carmelo	0	4	2-2	0-2	0	0	0	0	0	0	0	0	12
TEAM						2	1	3						
TOTALS		82	32-61	7-15	11-18	7	28	35	14	18	10	8	3	200

	FG	FG%	3FG	3FG%	FT	FT%	Deadball Rebounds:
1st Half	18-34	52.9	4-10	40.0	2-2	100.0	3, 1
2nd Half	14-27	51.9	3-5	60.0	9-16	56.3	11 (12:01 1H)
GAME	32-61	52.5	7-15	46.7	11-18	61.1	Largest Lead: 16 (6:19 1H) Technical Fouls: None

K-STATE (9-8, 0-4 Big 12)														
No.	Name	PTS	FG	3FG	FT	O	D	R	PF	A	T	S	B	MIN
15	MANNING, Taj	W	10	5-9	0-4	0-0	1	4	4	3	2	0	0	32
21	McGRIFF, Khamari	W	15	7-9	0-0	1-2	1	4	5	2	1	1	0	33
01	BASHIR Jr., Abdi	G	12	4-13	4-13	0-0	0	2	2	0	3	1	0	26
04	HAGGERTY, P.J.	G	23	9-18	0-2	5-8	1	4	5	2	5	2	1	36
34	JOHNSON, Nate	G	7	2-9	1-7	2-2	0	6	6	4	10	1	3	30
22	BUCA, Dorin	S	1	0-0	0-0	1-2	0	3	3	2	0	2	0	8
10	CASTILLO, David	S	5	2-4	1-2	0-1	0	1	1	1	0	1	0	21
03	JONES, C.J.	S	0	0-3	0-0	0-1	1	2	3	0	0	0	0	16
TEAM						2	1	3						
TOTALS		73	29-65	6-30	9-15	8	26	34	18	25	12	5	1	200

	FG	FG%	3FG	3FG%	FT	FT%	Deadball Rebounds:
1st Half	11-32	34.4	4-19	21.1	2-4	50.0	5, 0
2nd Half	18-33	54.5	2-11	18.2	7-11	63.6	11 (18:48 2H)
GAME	29-65	44.6	6-30	20.0	9-15	60.0	Largest Lead: 2 (16:55 2H) Technical Fouls: None

Officials: Doug Simons, Patrick Adams, Gary Maxwell
 Attendance: 7,033 | Start Time: 7:02 p.m. | Game Duration: 2:01
 K-State led 1:35 // UCF led 37:11 // Game was tied for 1:14
 Lead Changes: 6 // Times Tied: 1

Points From	Off Turnovers	Paint	2nd Chance	Fast Break	Bench
UCF	8	40	12	14	22
K-State	10	44	9	15	6

18 AT OKLAHOMA STATE

Jan. 17, 2026 | Stillwater, Okla. / Gallagher-Iba Arena

Oklahoma State	48	36	—	84
K-STATE	43	40	—	83

- Sophomore **Vyctorius Miller** connected on all 3 free throws after being fouled with 2.8 seconds left, as Oklahoma State came from behind to post an 84-83 win in a back-and-forth affair on Jan. 17 at Gallagher-Iba Arena.
- In a game that included 13 lead changes and 11 ties, K-State (9-9, 0-5 Big 12) took an 83-81 lead with 49 seconds remaining on junior **P.J. Haggerty's** jumper. On the ensuing possession, junior guard **Kanye Clary** twice missed from 3-point range with Oklahoma State (14-4, 2-3 Big 12) each time getting the offensive rebound, including on a jump ball with 4 seconds left.
- Miller received the inbounds pass in the corner and was fouled by junior **Abdi Bashir Jr.** as he attempted to swap down at the ball, resulting in 3 free throws. After Miller's 3 free throws gave the Cowboys an 84-83 lead, the Wildcats still had an opportunity to win. The inbounds pass was caught by **Taj Manning** at midcourt, where he called K-State's last timeout with 2.1 seconds. However, Haggerty's 3-point attempt fell short as the buzzer sounded.
- Haggerty paced four Wildcats in double figures with 21 points on 8-of-17 shooting, including 4-of-7 from 3-point range, to go with 8 rebounds, 3 assists and a steal while playing all 40 minutes. He has now scored 20 or more points 13 times with double figures in all 18 games. He is the first Wildcat to open with 18 consecutive games in double figures since **Jacob Pullen** in 2009-10.
- OSU led 48-43 after ending the first half on a 7-2 run then continued that momentum with 8 of the first 11 points out of halftime to take a double-digit lead at 56-46 and force a timeout at the 17:15 mark. From there, K-State scored 15 of the next 20 points to register the first of 7 ties in the second half at 61-46.
- The Wildcats went ahead 67-64 near the midway point before the teams battled through ties of 67-61, 69-61 and 71-61. After a McGriff dunk gave the visitor a 73-72 lead, the home team responded with 5 straight points to go back ahead 77-73 with 5:12 remaining. However, the Wildcats didn't go away, as 3-pointers from senior **C.J. Jones** and Haggerty plus a dunk by Johnson made it 81-79 at the final media timeout with 92 seconds left. The Cowboys tied it at 81-81 on a Clary jumper with 1:15 to play before the final sequence.
- OSU shot just 41.2 percent (28-of-68) from the field with 5 less field goals and 7 fewer 3-point field goals but made up for it by scoring 26 points off 16 K-State turnovers while converting on 20-of-24 attempts (83.3 percent) from the free throw line. The Cowboys had just 7 turnovers.

OKLAHOMA STATE (14-4, 2-3 Big 12)														
No.	Name	PTS	FG	3FG	FT	O	D	R	PF	A	T	S	B	MIN
04	COLEMAN, Christian	F	4	2-4	0-0	0-2	0	5	5	0	3	1	2	1
22	FALLAH, Parsa	C	17	4-8	2-2	7-7	7	2	9	1	0	1	2	30
01	CLARY, Kanye	G	12	5-14	2-6	0-0	0	3	3	3	6	2	1	31
05	MILLER, Vyctorius	G	6	2-13	1-6	4-5	3	4	7	2	4	0	0	33
21	COLEMAN, Isaiah	G	9	4-10	0-0	2-2	1	2	3	0	0	2	1	15
09	ROY, Anthony	23	7-15	3-9	6-7	0	2	2	0	0	1	0	1	32
19	VUKOVIC, Andrija													

2025-26 BOXSCORES/RECAPS

19 UTAH

Jan. 20, 2026 | Manhattan, Kan. / Bramlage Coliseum

Utah	43	35	—	78
K-STATE	46	35	—	81

► Junior **P.J. Haggerty** scored 28 of his game-high 34 points in the second half in helping a short-handed Kansas State to an 81-78 win over Utah before 8,061 fans at Bramlage Coliseum to end a 5-game losing streak to open Big 12 play.

► The 28 points tied for the third-most points in a half, including the most since **Denis Clemente** went for 32 points in the second half at Texas on Jan. 31, 2009.

► K-State (10-9, 1-5 Big 12) had just 10 available players due to injuries, as the Wildcats had to play without regulars **Abdi Bashir Jr.** and **Khamari McGriff**, who had started the previous 18 games. This forced head coach **Jerome Tang** to insert juniors **Dorin Buca** and **David Castillo** into the lineup, alongside Haggerty, senior **Nate Johnson** and junior **Taj Manning**, who made his third straight start in place of the injured **Elias Rapieque**.

► Despite this adversity, the Wildcats found a way to pick up their first Big 12 win as Haggerty came through with a big jumper shot with a score tied at 77-all before Johnson iced the game with a pair of free throws with 6.7 seconds left. The Utes (9-10, 1-5 Big 12) had one last chance, but junior **Terrence Brown's** 3-point attempt fell short with 2 seconds remaining.

► Haggerty's 34 points were the 10th-most by a Wildcat in a Big 12 game and the most since **Markquis Nowell** went for 36 at Texas on Jan. 3, 2023. He hit on 15-of-29 field goals, including 1-of-4 from 3-point range, and 3-of-6 free throws to go with a game-high 8 rebounds, 4 assists and 2 steals in 39 minutes.

► Haggerty was joined in double figures by Castillo, who posted his second career 20-point game and first in Big 12 play with 20 points, and Johnson, who added 17 points on 5-of-9 field goals, including 3-of-5 from 3-point range, to go with a game-high 6 assists and 5 rebounds. Castillo hit a career-high 6 3-pointers, which tied for the 10th-most by a Wildcat in a Big 12 game.

► The Utes were led by Brown, who nearly equaled Haggerty with a team-high 33 points on 14-of-24 shooting, including 4-of-7 from 3-point range. Brown was joined in double figures by junior **Seydou Traore** and graduate **Don McHenry**, who had 15 points each.

► Both teams shot nearly 50 percent with K-State hitting on exactly 50 percent (31-of-62) for the second consecutive game, including 52.2 percent (12-of-23) from 3-point range. Utah shot 49.2 percent (32-of-65), including 34.8 percent (8-of-23) from long range.

UTAH (9-10, 1-5 Big 12)

No.	Name	PTS	FG	3FG	FT	O	D	R	PF	A	TO	S	B	MIN
00	TRAORE, Seydou	F 15	7-12	1-4	0-0	2	4	6	2	3	0	1	1	30
08	DAWES, Keanu	F 0	0-3	0-2	0-0	2	5	7	1	1	0	0	1	31
32	OKONKWO, James	F 2	1-3	0-0	0-0	2	2	2	0	1	0	1	0	24
02	BROWN, Terrence	G 33	14-24	4-7	1-2	1	3	4	2	6	4	0	0	32
03	MCHENRY, Don	G 15	5-12	3-8	2-5	1	5	6	0	3	0	0	0	32
21	ABBEY, Obomate	4	1-3	0-0	2-2	0	0	2	2	1	1	0	0	17
07	HAYES, Josh	9	4-5	0-0	1-1	3	0	3	2	0	0	0	0	16
13	SANDERS, Kendyl	0	0-3	0-2	0-0	0	3	3	1	0	0	0	0	19
TEAM			1	2	3			1						
TOTALS		78	32-65	8-23	6-10	10	24	34	14	10	9	5	4	200

	FG	FG%	3FG	3FG%	FT	FT%	Deadball Rebounds:
1st Half	19-35	54.3	4-11	36.4	1-1	100.0	3, 0
2nd Half	13-30	43.3	4-12	33.3	5-9	55.6	10 (18:16 2H)
GAME	32-65	49.2	8-23	34.8	6-10	60.0	Largest Lead: 5 (17:07 1H) Technical Fouls: Traore

K-STATE (10-9, 1-5 Big 12)

No.	Name	PTS	FG	3FG	FT	O	D	R	PF	A	TO	S	B	MIN
15	MANNING, Taj	W 8	3-5	1-3	1-2	4	3	7	1	2	0	1	0	13
22	BUCA, Dorin	W 7	3-4	0-1	1-3	1	2	3	1	0	1	0	1	13
04	HAGGERTY, P.J.	G 24	7-16	0-3	10-11	2	6	8	3	3	4	1	0	29
10	CASTILLO, David	G 9	4-11	1-7	0-0	1	4	5	1	3	2	0	0	21
34	JOHNSON, Nate	G 14	4-7	4-7	2-3	2	4	6	3	4	2	1	0	33
03	JONES, C.J.	2	0-3	0-3	2-2	0	0	2	0	2	1	0	0	12
47	KOSTIC, Andrej	2	1-4	0-2	0-0	1	2	3	1	3	1	0	0	8
TEAM			2	0	2									
TOTALS		81	31-62	12-23	7-10	7	22	29	13	17	10	4	2	200

	FG	FG%	3FG	3FG%	FT	FT%	Deadball Rebounds:
1st Half	17-34	50.0	10-18	55.6	2-2	100.0	3, 2
2nd Half	14-28	50.0	2-6	40.0	5-8	62.5	Biggest Run: 7 (14:20 1H)
GAME	31-62	50.0	12-23	52.2	7-10	70.0	Largest Lead: 10 (9:31 1H) Technical Fouls: None

Officials: Marques Pettigrew, Tommy Johnson, Michael Greenstein
 Attendance: 8,061 | Start Time: 8:10 p.m. | Game Duration: 1:49
 K-State led 25-00 // Utah led 11-37 // Game was tied for 3:23
 Lead Changes: 9 // Times Tied: 6

Points From	Off Turnovers	Paint	2nd Chance	Fast Break	Bench
Utah	14	40	12	11	13
K-State	8	32	6	17	8

20 19/19 KANSAS

Jan. 24, 2026 | Manhattan, Kan. / Bramlage Coliseum

19/19 Kansas	37	49	—	86
K-STATE	35	27	—	62

► No. 19/19 Kansas broke open a tight contest with a decisive 8-0 run to snap a 3-game losing streak at Bramlage Coliseum and earn an 86-62 win in the 304th Dillons Sunflower Showdown on Jan. 24.

► Kansas (15-5, 5-2 Big 12) saw 5 players post double-digits led by sophomore **Flory Bidunga's** 21-point, 10-rebound double-double while senior **Melvin Council Jr.** added his own double-double with 17 points and 12 assists.

► K-State (10-10, 1-6 Big 12) played its second consecutive game with just 10 available players due to injuries, as starters **Abdi Bashir Jr.** and **Khamari McGriff** each missed their second straight game. A third regular starter – **Elias Rapieque** – missed his fourth game in a row.

► The potent Wildcat offense, which entered averaging 85.3 points on 47.3 percent shooting, was held to its lowest output of the season with just 62 points on 34.4 percent (21-of-61) shooting with season-lows for both field goals made (21) and points in the paint (18).

► Junior **P.J. Haggerty** scored a game-high 23 points, doing most of his damage at the free throw line, where he was 10-of-12, to go with 5 rebounds and 4 assists in nearly 39 minutes. He has now scored in double figures in all 20 games this season with 15 20-point scoring efforts.

► Freshman **Andrej Kostic** posted his first double-digit scoring game with 12 points, going 4-of-7 from 3-point range.

► The Wildcats trailed just 59-55 after a 3-pointer by Haggerty just before the third media timeout with 7:26 to play. However, a Bidunga free throw sparked a run of eight straight points that pushed the lead to 67-55, prompting a timeout by head coach **Jerome Tang** with 5:37 to play.

► A Haggerty free throw broke the run out of the timeout, but the Jayhawks continued their push with 7 of the next 9 points to go ahead 74-58 at the final media timeout with 3:41 to play. From there, the lead ballooned to as many as 24 points in the eventual 86-62 loss.

► The first half was a back-and-forth affair with Kansas leading by as many as 7 points before K-State closed to within 37-35 at the halftime break. The Wildcats had a chance to take the lead just before halftime but senior **C.J. Jones'** 3-pointer just rimmed out at the buzzer.

KANSAS (15-5, 5-2 Big 12)

No.	Name	PTS	FG	3FG	FT	O	D	R	PF	A	TO	S	B	MIN
15	TILLER, Bryson	F 16	6-8	0-1	4-4	3	4	7	2	2	2	1	0	27
04	BIDUNGA, Flory	F 21	10-13	0-0	1-4	3	7	10	3	1	1	0	0	37
03	WHITE, Tre	G 13	3-8	1-2	6-6	2	1	3	2	3	1	0	0	33
11	MCDOWELL, Jamari	G 0	0-5	0-5	0-0	1	2	0	1	2	0	0	0	23
14	COUNCIL JR., Melvin	G 17	7-16	1-4	2-3	2	5	7	3	12	1	1	1	38
13	JACKSON, Elmarlo	19	5-7	2-3	7-7	0	5	3	0	2	0	0	0	27
01	DAWSON, Jayden	0	0-1	0-1	0-0	0	1	0	0	0	0	0	0	7
TEAM			1	3	4			1						
TOTALS		86	31-58	4-16	20-24	12	27	39	13	19	10	2	4	200

	FG	FG%	3FG	3FG%	FT	FT%	Deadball Rebounds:
1st Half	15-27	55.6	1-5	20.0	6-9	66.7	4, 1
2nd Half	16-31	51.6	3-11	27.3	14-15	93.3	Biggest Run: 8 (5:40 2H)
GAME	31-58	53.4	4-16	25.0	20-24	83.3	Largest Lead: 24 (0:10 2H) Technical Fouls: None

K-STATE (10-10, 1-6 Big 12)

No.	Name	PTS	FG	3FG	FT	O	D	R	PF	A	TO	S	B	MIN
15	MANNING, Taj	W 8	3-6	2-4	0-0	3	1	4	4	1	3	0	0	23
22	BUCA, Dorin	W 6	3-6	0-1	0-2	8	3	11	2	0	0	1	1	26
04	HAGGERTY, P.J.	G 23	6-17	1-2	10-12	1	4	5	1	4	1	0	0	39
10	CASTILLO, David	G 8	3-11	2-5	0-0	1	0	3	1	0	0	0	0	37
34	JOHNSON, Nate	G 5	2-8	1-5	0-0	0	0	3	3	4	1	0	0	35
06	JOHNSON, Marcus	0	0-2	0-2	0-0	0	0	0	0	0	0	0	0	3
03	JONES, C.J.	0	0-4	0-3	0-0	0	0	0	0	2	1	0	0	13
47	KOSTIC, Andrej	12	4-7	4-7	0-0	0	4	4	1	0	1	1	0	23
TEAM			0	0	0	1	3							
TOTALS		62	21-61	10-29	10-14	13	15	28	15	12	8	5	1	200

	FG	FG%	3FG	3FG%	FT	FT%	Deadball Rebounds:
1st Half	12-34	35.3	8-19	42.1	3-6	50.0	3, 0
2nd Half	9-27	33.3	2-10	20.0	7-8	87.5	Biggest Run: 6 (11:27 1H)
GAME	21-61	34.4	10-29	34.5	10-14	71.4	Largest Lead: 2 (17:12 1H) Technical Fouls: Coach

Officials: Kipp Kissinger, Brooks Wells, Tommy Johnson
 Attendance: 9,111 | Start Time: 7:05 p.m. | Game Duration: 2:05
 K-State led 3:34 // Kansas led 35:34 // Game was tied for 0:52
 Lead Changes: 6 // Times Tied: 1

Points From	Off Turnovers	Paint	2nd Chance	Fast Break	Bench
KU	10	46	21	8	19
K-State	12	18	11	9	12



21 AT WEST VIRGINIA

Jan. 27, 2026 | Morgantown, W.Va. / Hope Coliseum

West Virginia	28	31	—	59
K-STATE	22	32	—	54

► Senior **Treysen Eaglestaff** came through in the clutch for West Virginia, scoring 8 of his 12 points in the last 3 minutes to help the Mountaineers rally past Kansas State, 59-54, on Jan. 27 before 10,809 fans at Hope Coliseum.

► The win extended West Virginia's home court winning streak to 16 games, as the Mountaineers (14-7, 5-3 Big 12) remained perfect at home.

► Despite Eaglestaff's heroics erasing a 49-45 lead with 3:38 to play, K-State had two chances to tie the game in the last 22 seconds. Following a missed free throw by senior **Honor Huff**, junior **P.J. Haggerty** drove to the basket but his layup with blocked out of bounds with 14.5 seconds left. Haggerty then received the inbound pass, but his 3-pointer fell short with 10 seconds.

► Huff made amends for his earlier free throw miss by icing the game with 2 free throws to make it 59-54 with 8 seconds. He led all scorers with 17 points.

► Haggerty paced three Wildcats in double figures with 16 points, all of which came in the second half, while sophomore **David Castillo** and senior **Nate Johnson** added 15 and 13 points, respectively.

► K-State continued to play shorthanded with just 10 available players due to injuries, as starters **Abdi Bashir Jr.** and **Khamari McGriff** each missed their third straight game. **Elias Rapieque** missed his fifth game in a row.

► While the offense struggled for the second straight game with a season-low 54 points, the Wildcat defense played perhaps its best game, as they held the Mountaineers scoreless for more than 7 minutes in the second half while holding them to a season-low 59 points at home.

► After trailing by 10 points in the early moments of the second half, back-to-back 3-pointers by Haggerty and Johnson ignited an 8-0 run that brought K-State to within 36-34 with 13:23 remaining. West Virginia went back ahead 45-41 near the midway point before a jumper by Castillo sparked 8 straight points that carried the Wildcats to a 49-45 lead with 4:30 to play.

► A putback by Eaglestaff at the 3:17 mark ended a more than 7-minute scoring drought, as the senior followed with a 3-pointer to give the Mountaineers the lead for good with 2:08 to play. After 3-pointers by each team, Eaglestaff made his biggest play of the night as he followed his own shot with a layup before finishing the 3-point play with 43 seconds left to make it 57-52.

WEST VIRGINIA (14-7, 5-3 Big 12)

No.	Name	PTS	FG	3FG	FT	O	D	R	PF	A	TO	S	B	MIN
00	LORENT, Brenen	F 10	5-8	0-1	0-0	3	3	6	3	2	3	0	1	23
55	OBIOHA, Harlan	C 2	1-1	0-0	0-0	2	2	1	0	0	0	0	0	17
01	FLOYD, Jasper	G 4	1-5	0-1	2-3	1	4	5						

2025-26 BOXSCORES/RECAPS

22 8/9 IOWA STATE

Feb. 1, 2026 | Manhattan, Kan. / Bramlage Coliseum

8/9 Iowa State	50	45	—	95
K-STATE	21	40	—	61

► No. 8/9 Iowa State showed why it's one of the top teams in the nation on Feb. 1, as the Cyclones shot 55 percent from the field with five players in double figures en route to a 95-61 win over K-State at Bramlage Coliseum.

► Iowa State (20-2, 7-2 Big 12) continued its best start in school history, as the Cyclones earned their fourth straight win, which includes three wins of 30 or more points, since consecutive road losses at Kansas and Cincinnati.

► Senior **Joshua Jefferson** paced the Cyclones with 19 points on 7-of-13 shooting to go with 8 rebounds and 5 assists, while fellow senior **Tamin Lipsey** chipped in 16 points on 6-of-9 field goals to go with a game-high 9 assists and 4 steals. The nation's best 3-point shooter — junior **Milan Momcivovic** — knocked down 5 triples to go with 18 points. Freshman **Killyan Toure** and redshirt senior **Nate Heise** added 13 and 11 points, respectively.

► Junior **P.J. Haggerty** led a shorthanded K-State team with a game-high 23 points, including 17 in the second half. He was joined in double figures by sophomore **David Castillo** with 11 points. Senior **Nate Johnson** had team-highs for assists (5) and steals (3) to go with his 8 points.

► The Wildcats played without 3 starters for the fourth straight game.

► Iowa State used a 22-4 run midway through the first half to take early control at 24-8. The Cyclones followed with another 13-0 run to go ahead by 24 points (37-13) at the 6:29 mark before they scored 12 of the next 14 points to take a 49-17 lead with 2:20 before halftime.

► Down 29 points at the break, the Wildcats got to within 54-31 at the 16:30 mark of the second half before the Cyclones answered back with an 11-2 spurt to go back ahead by 32 points (65-33). The lead ballooned from there, extending to as many as 39 points (90-51) with 3:32 remaining.

► Iowa State was impressive on both ends of the court, connecting on 55 percent (33-of-60) from the field with assists on 28 of their 33 made field goals. The Cyclones made 14 3-pointers on 51.9 percent shooting, while making 75 percent (15-of-20) of their free throw attempts.

► Defensively, they held the Wildcats to just 40.3 percent (25-of-62) shooting, including 30.4 percent (7-of-23) from 3-point range, while scoring 21 points off 14 turnovers.

IOWA STATE (20-2, 7-2 Big 12)

No.	Name	PTS	FG	3FG	FT	O	D	R	PF	A	TO	S	B	MIN
05	JEFFERSON, Joshua	19	7-13	2-5	3-4	1	7	8	1	5	4	1	0	34
22	MOMCIVOVIC, Milan	F	18	6-13	5-9	1-1	2	3	0	1	2	1	1	30
23	BUCHANAN, Blake	F	5	2-4	0-0	1-2	1	4	5	1	1	2	0	25
03	LIPSEY, Tamin	G	16	6-9	1-2	3-4	2	3	5	1	9	1	4	33
27	TOURE, Killyan	G	13	5-9	1-2	2-2	2	3	5	2	3	0	2	30
00	HEISE, Nate	11	4-6	3-5	0-0	0	5	5	1	5	1	0	0	23
21	PLETA, Dominykas	4	1-1	0-0	2-3	0	1	2	2	0	0	0	0	12
01	BATEMAN, Jamaron	6	1-3	1-3	3-4	0	2	2	2	2	1	2	0	13
04	MULDER, Eric	3	1-1	1-1	0-0	3	1	4	0	0	0	0	0	3
11	NELSON, Dominick	0	0-1	0-0	0-0	0	0	0	0	1	0	0	0	2
13	KELDERMAN, Cade	0	0-0	0-0	0-0	0	0	0	0	0	0	0	0	2
TEAM							1							
TOTALS		95	33-60	14-27	15-20	10	29	39	10	28	12	8	1	200

	FG	FG%	3FG	3FG%	FT	FT%	Deadball Rebounds:
1st Half	18-31	58.1	9-16	56.3	5-7	71.4	6
2nd Half	15-29	51.7	5-11	45.5	10-13	76.9	13
GAME	33-60	55.0	14-27	51.9	15-20	75.0	19

K-STATE (10-12, 1-8 Big 12)

No.	Name	PTS	FG	3FG	FT	O	D	R	PF	A	TO	S	B	MIN
15	MANNING, Taj	W	0	0-3	0-1	0-0	1	3	4	1	1	1	0	21
22	BUCA, Dorin	W	6	3-3	0-0	0-0	1	2	3	0	3	1	1	23
04	HAGGERTY, P.J.	G	23	11-21	1-4	0-2	2	7	9	3	3	3	1	34
10	CASTILLO, David	G	11	4-10	3-4	0-0	0	0	3	2	2	0	0	30
34	JOHNSON, Nate	G	8	4-10	0-3	0-0	1	0	1	0	5	2	3	32
03	JONES, C.J.	5	1-5	1-3	2-2	0	2	2	0	1	1	1	1	16
07	KOSTIC, Andrej	8	2-7	2-6	2-2	0	2	2	4	1	1	3	0	27
06	JOHNSON, Marcus	0	0-3	0-2	0-0	1	1	1	1	1	0	0	0	8
TEAM							2	1						
TOTALS		61	25-62	7-23	4-6	8	16	24	19	13	14	9	4	200

	FG	FG%	3FG	3FG%	FT	FT%	Deadball Rebounds:
1st Half	9-29	31.0	1-9	11.1	2-4	50.0	2
2nd Half	16-33	48.5	6-14	42.9	2-2	100.0	6
GAME	25-62	40.3	7-23	30.4	4-6	66.7	8

Officials: Marques Pettigrew, Bret Smith, John Gaffney
 Attendance: 8,031 | Start Time: 1:06 p.m. | Game Duration: 1:53
 K-State led 0-21 // Iowa State led 38-17 // Game was tied for 1:22
 Lead Changes: 2 // Times Tied: 1

Points From	Off Turnovers	Paint	2nd Chance	Fast Break	Bench
Iowa State	21	36	10	14	24
K-State	6	32	8	12	13

23 AT TCU

Feb. 7, 2026 | Fort Worth, Texas / Schollmaier Arena

TCU	42	42	—	84
K-STATE	46	36	—	82

► Junior **Xavier Edmonds** scored 6 of the game's last 7 points, including the game-winning free throws with 6.7 seconds left, as TCU rallied from an 18-point first-half deficit to hand K-State an 84-82 loss on Jan. 7 at Schollmaier Arena.

► K-State led 82-77 after a dunk by senior **Khamari McGriff** with 1:29 to play, but the Wildcats didn't score again as they turned the ball over on each of their last 3 possessions while the Horned Frogs ended the game on a 7-0 run.

► Edmonds paced TCU with 26 points on 9-of-10 field goals and a game-high 10 rebounds in 30 minutes. He was joined in double figures by sophomore **David Punch** (14 points) and senior **Jayden Pierre** (10 points).

► It marked the second consecutive matchup between the teams in Fort Worth that ended with TCU on a game-winning run as the Horned Frogs scored the last 6 points in a 63-62 win on Jan. 4, 2025. They have now won 6 of the last 8 meetings in the series, including 4 in a row.

► The loss particularly stung as the short-handed Wildcats led for more than 39 minutes and 30 seconds in the game, including 42-24 with 5:31 to play in the first half and by double figures 3 times in the second half, including 78-68 with 5:26 remaining. The 18-point lead represents the third-largest blown in school history and the largest since a loss to Western Carolina on Dec. 19, 2001.

► K-State now has 5 losses by 5 points or less, including 4 in Big 12 play.

► The Wildcats shot better than 50 percent from the field for the ninth time this season, as they connected on 52.4 percent (33-of-63) from the field, including 11 made 3-pointers, while getting a game-high 30-point performance from junior **P.J. Haggerty** and a season-high 15 points from senior reserve **Marcus Johnson**, who made 5-of-6 attempts from 3-point range.

► Haggerty, who has now scored in double figures in all 23 games, recorded his 17th game of 20 or more points and his fourth 30-point game of the season. The 43-30-point game this season ties for the fifth-most in a single season and the most since **Michael Beasley** had 13 in 2007-08.

► Senior **Nate Johnson** added his second career double-double and first this season with 13 points and a career-high 11 assists to go with a career-best 6 steals in 37 minutes. Sophomore **David Castillo** gave the Wildcats a fourth double-digit scorer with 11 points.

TCU (14-9, 4-6 Big 12)

No.	Name	PTS	FG	3FG	FT	O	D	R	PF	A	TO	S	B	MIN
15	PUNCH, David	F	14	4-10	0-2	6-8	2	4	6	2	3	0	2	30
24	EDMONDS, Xavier	F	26	9-10	1-1	7-13	4	6	10	2	0	6	2	30
01	PIERRE, Jayden	G	10	3-8	0-3	4-4	0	1	1	1	4	0	0	37
02	HARDING, Brock	G	9	3-6	3-6	0-0	1	2	3	1	6	2	1	29
03	LELEVICIUS, Liutauras	G	3	1-3	1-3	0-0	0	2	2	0	1	0	0	17
23	SALATHOUS, Vlanney	0	0-0	0-0	0-0	1	0	1	0	0	0	0	0	2
00	POSEY, Jarce	0	0-3	0-1	0-0	0	1	1	1	0	1	0	0	5
55	TOOLSON, Tanner	6	2-7	1-4	1-4	1	4	5	0	2	2	0	0	24
05	ROBINSON, Micah	16	5-12	2-6	4-7	3	3	6	3	2	2	0	0	26
TEAM							5	5						
TOTALS		84	27-59	8-26	22-26	17	23	40	10	18	13	7	0	200

	FG	FG%	3FG	3FG%	FT	FT%	Deadball Rebounds:
1st Half	13-32	40.6	7-16	43.8	9-14	64.3	10
2nd Half	14-27	51.9	1-10	10.0	13-22	59.1	13
GAME	27-59	45.8	8-26	30.8	22-36	61.1	23

K-STATE (10-13, 1-9 Big 12)

No.	Name	PTS	FG	3FG	FT	O	D	R	PF	A	TO	S	B	MIN
15	MANNING, Taj	W	4	2-4	0-0	0-0	3	6	5	2	0	0	0	23
21	MCGRIFF, Khamari	W	6	3-4	0-0	0-0	2	2	3	4	1	0	3	24
04	HAGGERTY, P.J.	G	30	14-24	2-5	0-1	0	1	1	2	4	1	0	39
10	CASTILLO, David	G	11	3-10	3-8	2-2	0	0	0	5	2	1	1	39
34	JOHNSON, Nate	G	13	5-11	1-6	2-3	1	3	4	1	11	2	6	37
06	JOHNSON, Marcus	15	5-6	5-6	0-0	0	3	4	3	1	0	0	0	19
22	BUCA, Dorin	1	0-1	0-0	1-2	0	2	2	0	0	0	0	0	4
03	JONES, C.J.	2	1-3	0-1	0-0	1	0	1	1	1	3	0	0	14
TEAM							1	5						
TOTALS		82	33-63	11-26	5-8	17	25	23	24	12	8	5	0	200

	FG	FG%	3FG	3FG%	FT	FT%	Deadball Rebounds:
1st Half	17-29	58.6	8-14	57.1	4-5	80.0	2
2nd Half	16-34	47.1	3-12	25.0	1-3	33.3	11
GAME	33-63	52.4	11-26	42.3	5-8	62.5	13

Officials: Tony Padilla, James Ford, De Selle Dean
 Attendance: 5,176 | Start Time: 1:12 p.m. | Game Duration: 2:13
 K-State led 39-30 // TCU led 0-07 // Game was tied for 0:23
 Lead Changes: 1 // Times Tied: 1

Points From	Off Turnovers	Paint	2nd Chance	Fast Break	Bench
TCU	22	34	19	17	22
K-State	20	34	12	14	18



24 CINCINNATI

Feb. 11, 2026 | Manhattan, Kan. / Bramlage Coliseum

Cincinnati	53	38	—	91
K-STATE	31	31	—	62

► Junior **Jizzle James** paced five Cincinnati players in double figures with 24 points, as the Bearcats posted a 91-62 wire-to-wire win over K-State on Feb. 11 before 7,274 fans at Bramlage Coliseum.

► Cincinnati (13-12, 5-7 Big 12) registered its second consecutive 90-point performance while earning its second straight win by 20 or more points. The 91 points were the most scored in 12 meetings with K-State, as the Bearcats captured their first win in Manhattan since 1967.

► Junior **P.J. Haggerty** was the only Wildcat in double figures, equaling James' 24 points, to pace the Wildcats, who dropped their fifth in a row.

► James connected on 6-of-8 attempts from 3-point range in helping Cincinnati make 16 shots from beyond the arc, which represents the most by an opponent at Bramlage Coliseum and the second-most ever by an opponent behind the 17 makes by Baylor on Jan. 27, 2021.

► In addition to James' 6 triples, five other Bearcats had at least one 3-pointers, including 4 by graduate **Jalen Celestine**, 2 each from senior **Baba Miller** and graduate **Day Day Thomas** and one apiece from junior **Senrice Harris** and freshman **Jordi Rodriguez**.

► James was joined in double figures by Celestine (18 points), Miller (16 points), Harris (12 points) and Thomas (10 points). Miller added a double-double with 12 points to go with 6 assists and 4 blocked shots. Thomas dished out a game-high 7 assists.

► Overall, the Bearcats shot 50 percent (31-of-62) from the field, including 57.1 percent (20-of-35) in the first half in which they built as much as a 28-point lead. The Wildcats pulled to within 18 points in the early moments of the second half, but a 10-0 response pushed it back out to 28 points (65-37). The lead ballooned to as many as 32 points (91-59) with less than 3 minutes remaining.

► In addition to its impressive offensive effort, Cincinnati once again showed why it is one of the top defensive teams in the country, holding K-State to just 40.3 percent (25-of-62) shooting, including 24 percent (6-of-25) from 3-point range. The Bearcats also forced 16 turnovers.

► The Wildcats are now off to their worst start ever in conference play, tying the 1999-2000 and 2020-21 teams with a 1-10 mark.

2025-26 BOXSCORES/RECAPS

25 AT 3/3 HOUSTON

Feb. 14, 2026 | Houston, Texas / Fertitta Center

3/3 Houston	33	45	—	78
K-STATE	19	45	—	64

- K-State went toe-to-toe with No. 3/3 Houston on Feb. 14 before the Cougars used their patented defense to pull away for a 78-64 victory to extend their winning streak to 18 games at the Fertitta Center.
- Junior **P.J. Haggerty**, who eclipsed 2,000 career points in the first half, led three Wildcats in double figures with a game-tying 23 points, while senior **Nate Johnson** posted his second double-double with 12 points and a game-high 10 rebounds. Junior **Taj Manning** matched his career-high with 10 points.
- K-State led for nearly 11 minutes in the first half, including 15-6 after back-to-back 3-pointers from senior **C.J. Jones** and Haggerty at the 11:35 mark. However, the Big 12-leading Cougars turned up the defensive intensity, holding the Wildcats to just 4 points the rest of the half on 1-on-15 field goals with 7 turnovers.
- Offensively, Houston took control of the game over the last 11 minutes of the first half, shaking off a 1-of-12 start from the field to score 27 points and lead 33-19 at the break. A dunk by freshman **Chris Cenac Jr.** gave the Cougars the lead for good with 7:26 before halftime as part of an 8-0 run.
- The 19 first-half points tied for the fewest under head coach **Jerome Tang** and lowest since also scoring 19 against Oklahoma on Jan. 30, 2024, while the Wildcats were held to just 20.8 percent (5-of-24) shooting, including just one made 2-point field goal, which is a new low under Tang.
- Houston continued its momentum in the early moments of the second half, extending its lead to 24 points (47-23) after back-to-back 3-pointers from Cenac and senior **Emanuel Sharp** at the 16:41 mark. K-State continued to battle, using a 9-0 run to pull to within 47-32 at the first media timeout with under 15 minutes remaining before a 3-pointer from sophomore **David Castillo** closed the deficit to 59-49 with 7:06 to play.
- However, that would be closest it would get, as a 3-pointer from senior **Milos Uzan** sparked a 10-4 run that put the Cougars ahead 69-53 at the final media timeout. The Wildcats scored 10 of the last 15 points for the final 78-64 margin.
- Neither team shot the ball very well, as Houston made 40.7 percent (24-of-59) of its field goals compared to 35.1 percent (20-of-57) for K-State. The team combined for 32 turnovers and 45 personal fouls with Wildcats scoring 26 points off 15 Cougar turnovers.

HOUSTON (23-2, 11-1 Big 12)

No.	Name	PTS	FG	3FG	FT	O	D	R	PF	A	TO	S	B	MIN
11	TUGLER, Joseph	2	1-1	0-0	0-0	1	0	1	2	1	1	0	0	14
05	CENAC Jr., Chris	9	3-5	2-3	1-4	2	2	4	1	2	1	0	1	23
04	FLEMINGS, Kingston	12	2-13	0-0	8-8	1	6	7	3	4	4	1	1	30
07	UZAN, Milos	12	5-11	2-5	0-0	1	2	1	8	0	1	0	1	33
21	SHARP, Emanuel	23	6-14	3-8	8-9	1	5	6	5	2	4	3	0	30
14	SAKHO, Kalifa	6	3-3	0-0	1-1	3	3	6	0	3	0	3	0	29
01	HARWELL, Isaiah	3	1-5	0-3	1-2	0	6	6	2	0	1	1	1	19
03	WALKER Jr., Ramon	1	0-1	0-1	1-2	0	0	0	0	0	0	0	0	3
08	LATH, Cedric	2	0-0	0-0	2-2	1	1	2	1	1	0	0	0	6
25	MILLER, Mercy	4	1-4	0-1	2-2	0	1	1	1	1	1	0	0	9
24	MCCARTY, Chase	4	2-2	0-0	1-1	2	2	0	1	2	0	1	0	14
TEAM						4	5							
TOTALS		78	24-59	7-21	23-30	12	30	42	21	18	15	8	5	200

	FG	FG%	3FG	3FG%	FT	FT%	Deadball Rebounds:
1st Half	10-33	30.3	3-11	27.3	10-15	66.7	4, 0
2nd Half	14-26	53.8	4-10	40.0	13-15	86.7	19 (18:50 2H)
GAME	24-59	40.7	7-21	33.3	23-30	76.7	Largest Lead: 24 (16:41 2H)

K-STATE (10-15, 1-11 Big 12)

No.	Name	PTS	FG	3FG	FT	O	D	R	PF	A	TO	S	B	MIN
15	MANNING, Taj	10	3-4	0-1	4-7	2	4	6	3	3	2	0	0	30
21	McGRIFE, Khamari	2	0-1	0-0	2-2	0	4	4	1	2	0	0	0	14
04	HAGGERTY, P.J.	23	7-20	2-7	7-12	4	1	5	4	2	4	3	0	40
10	CASTILLO, David	6	3-9	2-7	0-0	1	5	2	1	2	1	0	1	39
34	JOHNSON, Nate	12	3-11	3-5	3-4	2	8	10	4	2	3	1	4	40
22	BUCA, Dorin	4	2-4	0-1	0-0	2	2	4	5	1	1	0	2	14
03	JONES, C.J.	5	2-7	1-4	0-0	1	0	1	1	1	1	1	0	23
06	JOHNSON, Marcus	0	0-1	0-1	0-0	0	0	0	0	0	2	0	0	1
TEAM						2	2	1						
TOTALS		64	20-57	8-26	16-25	11	26	37	24	13	17	0	3	200

	FG	FG%	3FG	3FG%	FT	FT%	Deadball Rebounds:
1st Half	5-24	20.8	4-14	28.6	5-9	55.6	5, 0
2nd Half	15-33	45.5	4-12	33.3	11-16	68.8	9 (14:20 1H)
GAME	20-57	35.1	8-26	30.8	16-25	64.0	Largest Lead: 9 (11:35 1H)

Officials: Michael Greenstein, Keith Patterson, Deirdre Carr
 Attendance: 7,035 | Start Time: 3:07 p.m. | Game Duration: 2:11
 K-State led 10-52 // Houston led 28:55 // Game was tied for 0:13
 Lead Changes: 2 // Times Tied: 0

Points From	Off Turnovers	Paint	2nd Chance	Fast Break	Bench
Houston	18	26	15	10	20
K-State	26	22	13	20	9

26 BAYLOR

Feb. 17, 2026 | Manhattan, Kan. / Bramlage Coliseum

Baylor	34	40	—	74
K-STATE	41	49	—	90

- Junior **P.J. Haggerty** and senior **Nate Johnson** became the first Wildcat duo to each record a 30-point game since 2008, as K-State led from start to finish in a 90-74 win in interim coach **Matthew Driscoll's** debut on Feb. 17 before 6,789 fans at Bramlage Coliseum to snap a 6-game losing streak.
- Haggerty (34 points) and Johnson (33 points) combined for 67 of the Wildcats' 90 points on 26-of-39 (66.7 percent) shooting from the field, including 6-of-10 from 3-point range. They are the first duo to go for 30 or more points since **Michael Beasley** (44 points) and **Bill Walker** (31 points) accomplished the feat at Baylor on Feb. 23, 2008.
- In addition to his career-high 33 points, Johnson dished out a game-high 9 assists to go with a game-best 6 steals and 5 rebounds in playing nearly 39 minutes. He went 11-of-16 from the field, including 5-of-8 from 3-point range, and made all 6 of his free throws. Haggerty knocked down 15 field goals for the second time this season, as he posted his fifth 30-point game of the season.
- The win snapped K-State's 6-game losing skid, as Driscoll defeated his close friend and former boss **Scott Drew** in their first matchup. Driscoll is just the second interim head coach in school history to win his debut and the first in nearly 20 years when **Jimmy Elgas** led the Wildcats to a 66-63 win over Iowa State on Feb. 8, 2006 in place of head coach **Jim Wooldridge**.
- The Wildcats shot 50 percent or better from the field for the 10th time, hitting on 56.7 percent (34-of-60) from the field, including 47.1 percent (8-of-17) from 3-point range, while connecting on 82.4 percent (14-of-17) from the line.
- Johnson set the tone early, knocking down his first three 3-point attempts, to push K-State out to an early lead. Haggerty got into the act with 11 points in a stretch where the Wildcats expanded their lead to 34-21. The Bears scored 13 of the last 20 points to close the deficit to 41-34 at the break.
- K-State took control of the game in the first 8 minutes of the second half, as Johnson and Haggerty combined for 15 points, as the Wildcats led 61-40 with 11:44 to play after a 20-6 run. Baylor didn't go away, scoring 17 of the next 22 points to pull to within 66-57. However, the Bears could get no closer, as the Wildcats slowly rebuilt the lead to as many as 18 points down the stretch.
- Baylor was led by sophomore **Isaac Williams IV**, who paced four Bears in double figures with 16 points on 6-of-11 field goals to go with 6 assists.

BAYLOR (13-13, 3-10 Big 12)

No.	Name	PTS	FG	3FG	FT	O	D	R	PF	A	TO	S	B	MIN
44	POWELL, Caden	7	2-3	0-0	3-6	4	1	5	2	1	1	0	1	24
05	AGBIM, Obi	8	4-13	0-5	0-0	4	4	2	3	2	4	0	0	32
10	WILLIAMS, Isaac	16	6-11	0-2	4-4	3	3	2	6	4	1	0	0	30
24	YESSOUFOU, Tounde	14	6-14	1-4	1-1	3	4	7	3	1	0	2	0	37
43	CARR, Cameron	12	5-12	0-5	2-2	0	5	4	0	7	3	0	3	36
46	NNAJI, Michael	2	1-2	0-0	0-2	2	0	1	0	1	0	1	0	5
12	RATAJ, James	4	2-7	0-2	0-0	2	0	2	0	3	0	1	1	15
00	SKILLINGS Jr., Dan	11	2-8	2-6	5-6	4	8	2	1	2	0	0	0	21
TEAM						3	2	5						
TOTALS		74	28-70	3-24	15-21	18	23	41	16	12	19	11	5	200

	FG	FG%	3FG	3FG%	FT	FT%	Deadball Rebounds:
1st Half	15-35	42.9	1-12	8.3	3-7	42.9	4, 0
2nd Half	13-35	37.1	2-12	18.7	12-14	85.7	8 (9:14 2H)
GAME	28-70	40.0	3-24	12.5	15-21	71.4	Largest Lead: None

K-STATE (11-15, 2-11 Big 12)

No.	Name	PTS	FG	3FG	FT	O	D	R	PF	A	TO	S	B	MIN
15	MANNING, Taj	10	0-1	0-0	0-0	2	6	8	2	2	1	0	0	31
21	McGRIFE, Khamari	4	2-3	0-0	0-0	1	1	4	1	1	1	2	0	20
04	HAGGERTY, P.J.	34	15-23	1-2	3-4	0	5	5	2	3	2	2	0	38
10	CASTILLO, David	7	2-9	0-3	3-4	0	1	2	1	2	1	4	3	30
34	JOHNSON, Nate	33	11-16	5-8	6-6	1	4	5	3	9	6	6	0	38
22	BUCA, Dorin	2	1-1	0-0	0-0	0	3	3	3	3	0	0	0	12
47	KOSTIC, Andrej	7	2-5	0-2	1-2	0	0	2	1	1	0	0	0	12
03	JONES, C.J.	3	1-2	0-0	1-1	0	1	0	1	0	1	0	1	10
TEAM						2	5	7						
TOTALS		90	34-60	8-17	14-17	5	26	31	18	18	18	13	2	200

	FG	FG%	3FG	3FG%	FT	FT%	Deadball Rebounds:
1st Half	16-33	48.5	5-11	45.5	4-4	100.0	1, 0
2nd Half	18-27	66.7	3-6	50.0	10-13	76.9	8 (15:38 2H)
GAME	34-60	56.7	8-17	47.1	14-17	82.4	Largest Lead: 21 (11:44 2H)

Officials: Kipp Kissinging, Jason Garretson, James Ford
 Attendance: 6,789 | Start Time: 8:05 p.m. | Game Duration: 2:11
 K-State led 39:03 // Baylor never led // Game was tied for 0:57
 Lead Changes: 0 // Times Tied: 0

Points From	Off Turnovers	Paint	2nd Chance	Fast Break	Bench
Baylor	17	42	20	12	17
K-State	23	46	10	24	12

27 AT 13/13 TEXAS TECH

Feb. 21, 2026 | Lubbock, Texas / United Supermarkets Arena

13/13 Texas Tech	49	51	—	100
K-STATE	35	37	—	72

- No. 13/13 Texas Tech responded to its first game without reigning Big 12 Player of the Year **JT Toppin** with a pair of 20-point performances from senior **Donovan Atwell** and sophomore **Christian Anderson**, en route to a 100-72 victory on Feb. 21 before 14,644 fans at United Supermarkets Arena.
- Atwell scored 21 of his game-high 26 points in the first half, while Anderson did most of his damage in the second half with 16 of his 21 points coming after halftime. In all, all five Red Raider starters scored in double figures, including 19 points from junior **LeJuan Watts**, 12 points from sophomore **Luke Bamgboye** and 10 points from freshman **Jaylen Petty**.
- Texas Tech (20-7, 10-4 Big 12) broke the 100-point barrier for the first time in the 53-game series history, as the Red Raiders shot 54.8 percent (34-of-62) from the field, including 46.8 percent (13-of-28), while making 82.6 percent (19-of-23) from the free throw line.
- Junior **P.J. Haggerty** led three Wildcats in double figures with 17 points, while senior **Nate Johnson** and junior **Taj Manning** added 15 and 10 points, respectively. Haggerty has now scored in double figures in all 27 games, while Johnson scored in double figures for the third straight game. Manning tied his career-high for points for the third time, while posting a career-best 3 blocks.
- K-State (11-16, 2-12 Big 12) shaved a 22-point first-half deficit to 10 points twice in the second half, including to 70-60 after a jumper by Johnson with 9:10 to play. However, Texas Tech responded with 12 straight points, including 10 from Anderson, to go ahead 82-60 and put the game out of reach with just under 7 minutes remaining.
- K-State shot 43.8 percent (28-of-64) from the field, including 30 percent (6-of-20) from 3-point range, and made just 10 of 17 free throw attempts.
- The Red Raiders built the early lead behind their potent 3-point shooting, as Atwell hit 3 from beyond the arc to key a 17-5 run that flipped a 5-point lead (17-12) into a 34-17 advantage with just over 8 minutes to play before halftime. The lead grew to 44-22 at the 3:50 mark before the Wildcats were able to close the gap to 49-35 at the break on the strength of a 13-5 run.
- United Supermarkets Arena remains a house of horrors for the Wildcats, who are winless in their last 11 visits. The Red Raiders have now won 17 of 21 all-time meetings at the arena.

TEXAS TECH (20-7, 10-4 Big 12)

No.	Name	PTS	FG	3FG	FT	O	D	R	PF	A	TO	S	B	MIN
03	WATTS, LeJuan	19	6-11	1-2	6-6	3	3	6	2	2	0	1	0	27
09	BAMGBOYE, Luke	12	5-8	0-0	2-5	0	6	6	2	2	0	0	0	31
12	ATWELL, Donovan	26	8-11	6-9	4-4	0	3	3	2	0	1	1	0	

2025-26 BOXSCORES/RECAPS

28 AT COLORADO

Feb. 25, 2026 | Boulder, Colo. / CU Events Center

Colorado	42	37	—	79
K-STATE	33	37	—	70

- ▶ A 3-pointer by freshman **Andrej Kostic** helped K-State close to within a possession with 2:13 to play after trailing by as many as 22 points, but Colorado was able to salt the game away from the free throw line, knocking down 6 of 8 attempts, to hold on for a 79-70 win before 6,058 fans at the CU Events Center.
- ▶ The loss spoiled an impressive performance by junior **P.J. Haggerty**, who led the Wildcats with a game-high 25 points and a career-tying 10 rebounds. It was his fifth career double-double, including his third of the season. He was joined in double figures by senior **Nate Johnson** and Kostic, who each had 10 points.
- ▶ The game came down to a pair of 5-minute scoring droughts, one in each in half, that helped Colorado gain the lead that it held for nearly 34 minutes.
- ▶ The Wildcats led 14-13 after a Kostic 3-pointer with under 12 minutes to play in the first half before the Buffaloes scored 16 straight points to go ahead 29-14 at the 7:22 mark. The lead grew to as many as 19 points (37-18) with 3:45 to play before a 15-5 run cut the deficit to 42-33 at the break.
- ▶ K-State further whittled the lead to 42-37 just 2 minutes into the second half before it was struck with another scoring drought, as Colorado rattled off 17 straight points to expand the lead to its largest at 59-37 with 13:14 to play. A jumper by Haggerty ended the drought and sparked a 20-5 run that included 9 straight points that closed the gap to 64-57 at the 6:31 mark.
- ▶ The Buffaloes responded with 7 of the next 11 points to go ahead 71-61 at the final media timeout, but the Wildcats gave it one last push with 8 straight points that was capped by a corner 3-pointer from Kostic that pulled them to within 73-70 with 2:13 to play. However, it would get no closer, as the home team made 6 of 8 free throws to pull away for the final 79-70 margin.
- ▶ Colorado narrowly out-shot K-State, 43.1 to 38.8 percent, but made 4 more 3-pointers (9-5) while hitting 7 more free throws (20-13).
- ▶ Five Buffaloes recorded double-digit scoring games, including a near triple-double from freshman **Isiah Johnson**, who had 18 points, 9 rebounds and 7 assists in 33 minutes. Fellow freshman Ian Inman had 17 points off the bench.
- ▶ This was the first meeting between the schools in Boulder and the CU Events Center in more than 15 years since a 58-56 win by the Buffaloes on Feb. 12, 2011. Colorado has the upper hand of late with wins of 5 of the last 6 meetings.

COLORADO (16-12, 6-9 Big 12)

No.	Name	PTS	FG	3FG	FT	O	D	R	PF	A	TO	S	B	MIN
07	RANCIK, Sebastian	F 13	3-8	1-5	6-7	1	6	7	1	2	4	2	1	29
08	DAK, Bangot	F 10	4-9	0-2	2-4	1	5	6	0	0	3	0	0	28
02	JOHNSON, Isiah	G 18	5-11	1-5	7-9	2	7	9	1	7	2	0	1	33
11	HOLLAND, Jalin	G 2	1-3	0-0	0-2	1	0	1	5	0	1	1	1	20
24	HARGRESS, Barrington	G 15	5-10	2-3	3-4	1	3	4	4	4	0	2	0	31
03	MICHAELI, Alon	2	1-5	0-1	0-1	5	6	2	2	2	2	1	0	17
05	SANDERS, Josiah	2	1-3	0-1	0-0	1	1	0	1	4	0	0	0	14
25	IFAOLA, Fawaz	0	0-1	0-0	0-0	1	1	0	0	0	0	0	0	6
00	INMAN, Ian	17	5-7	5-7	2-2	0	5	1	0	1	0	0	0	19
15	KOSSARAS, Felix	0	0-1	0-1	0-0	0	0	0	0	0	0	0	0	3
TEAM			1	2	3									
TOTALS		79	25-58	9-25	20-28	8	35	43	15	16	17	6	7	200

	FG	FG%	3FG	3FG%	FT	FT%	Deadball Rebounds:
1st Half	16-34	47.1	6-15	40.0	4-5	80.0	6, 0
2nd Half	9-24	37.5	3-10	30.0	16-23	69.6	17 (13:14 2H)
GAME	25-58	43.1	9-25	36.0	20-28	71.4	22 (13:14 2H)

K-STATE (11-17, 2-13 Big 12)

No.	Name	PTS	FG	3FG	FT	O	D	R	PF	A	TO	S	B	MIN
15	MANNING, Taj	W 6	2-4	0-0	2-3	3	3	6	5	0	0	1	1	28
21	MCGRIFF, Khamari	W 4	1-5	0-0	2-2	0	5	2	0	2	2	1	1	17
04	HAGGERTY, P.J.	G 25	10-21	1-3	4-6	2	8	10	3	4	1	0	0	39
10	CASTILLO, David	G 8	4-12	0-4	0-0	0	0	3	3	2	0	0	0	37
34	JOHNSON, Nate	G 10	3-9	0-5	4-4	0	3	3	1	3	7	3	0	33
47	KOSTIC, Andrej	10	3-9	3-8	1-2	0	0	0	2	0	1	0	0	17
03	JONES, C.J.	2	1-4	0-2	0-0	0	4	4	3	2	1	2	0	18
06	JOHNSON, Marcus	0	0-0	0-0	0-0	1	1	0	0	0	0	0	0	4
00	RAPIEQUE, Elias	5	2-3	1-1	0-1	1	2	3	0	1	0	0	0	8
TEAM			3	1	4									
TOTALS		70	26-67	5-23	13-18	9	27	36	19	13	14	7	2	200

	FG	FG%	3FG	3FG%	FT	FT%	Deadball Rebounds:
1st Half	13-33	39.4	3-12	25.0	4-4	100.0	5, 1
2nd Half	13-34	38.2	2-11	18.2	9-14	64.3	11 (6:38 2H)
GAME	26-67	38.8	5-23	21.7	13-18	72.2	16 (17:16 1H)

Officials: Doug Simons, Doug Shows, Justin Shannon
 Attendance: 6,058 | Start Time: 8:07 p.m. | Game Duration: 2:10
 K-State led 3:11 // Colorado led 33:52 // Game was tied for 2:57
 Lead Changes: 4 // Times Tied: 3

Points From	Off Turnovers	Paint	2nd Chance	Fast Break	Bench
Colorado	20	32	7	14	21
K-State	18	36	5	18	17

29 TCU

Feb. 28, 2026 | Manhattan, Kan. / Bramlage Coliseum

TCU	41	36	—	77
K-STATE	38	30	—	68

- ▶ A 9-0 run gave TCU the lift it needed in a back-and-forth affair with K-State, as the Horned Frogs won their fifth straight over the Wildcats with a 77-68 victory on Feb. 28 before 8,184 fans at Bramlage Coliseum.
- ▶ TCU (19-10, 9-7), winners of 3 straight and 6 of its last 7 games, swept the home-and-home series with K-State for the first time and now have won 7 of the last 9 games in the series.
- ▶ The Wildcats (11-18, 2-14 Big 12) pulled to within 67-65 on a 3-point play by sophomore **David Castillo** with 4:44 to play before the decisive 9-0 run that put the Horned Frogs up 11 (76-65) with just over two minutes remaining.
- ▶ TCU was led by junior **Xavier Edmonds**, who once again proved to be a nightmare for K-State with a 15-point, 13-rebound double-double that came with 3 assists, 3 steals and 2 blocks. After scoring 6 of the game's final 7 points in a come-from-behind win in Fort Worth on Feb. 7, Edmonds was responsible for 6 of the 9 points in the decisive run that put the game away for the Horned Frogs.
- ▶ Edmonds was joined in double figures by junior **Tanner Toolson** (14 points), sophomore **David Punch** (13 points) and junior **Liutauras Lelevicius** (12 points).
- ▶ Junior **P.J. Haggerty** paced a pair of Wildcats in double figures with 18 points on 9-of-14 field goals to go with 7 rebounds and 5 assists, while senior **Nate Johnson** added an impressive stat line with 16 points on 6-of-12 field goals, including 4-of-7 from 3-point range, to go with a team-high 9 assists, 5 rebounds and 3 steals. Junior **Taj Manning** had a career-high 10 rebounds.
- ▶ On a night when the Wildcats shot 50 percent (28-of-56) from the field, it was turnovers and second-chance points that proved to be the difference. The Horned Frogs turned 18 turnovers into 28 points, while they converted 11 offensive rebounds into 15 second-chance points.
- ▶ In addition, TCU scored 12 more points from the free throw line (16-4) on 14 more attempts.
- ▶ The Horned Frogs took the lead for good with 6:43 to play in the first half on a layup by Edmonds en route to a 41-38 lead at the half. Three times the Wildcats pulled to within one point in the second half before Castillo's 3-point play made it 67-65 with less than 5 minutes left. The 9-0 run then put the game out of reach, giving the Frogs their largest lead (11) with 2:06 to play.

TCU (19-10, 9-7 Big 12)

No.	Name	PTS	FG	3FG	FT	O	D	R	PF	A	TO	S	B	MIN
05	ROBINSON, Michah	F 9	3-9	1-4	2-3	1	2	1	1	3	2	1	0	30
24	EDMONDS, Xavier	F 15	5-8	1-4	4-8	3	10	13	1	3	0	3	2	33
01	PUNCH, David	F 13	4-10	0-2	5-6	1	4	5	4	1	2	1	1	26
01	PIERRE, Jayden	G 6	3-8	0-5	0-0	1	1	3	4	1	1	0	0	31
02	HARDING, Brock	G 8	3-7	2-4	0-0	0	4	4	1	6	1	4	0	34
03	LELEVICIUS, Liutauras	12	5-9	0-3	2-2	3	0	3	0	1	0	0	0	22
55	TOOLSON, Tanner	14	4-12	3-5	3-4	2	2	4	2	1	0	1	0	24
23	SALACHOUM, Vianney	0	0-0	0-0	0-0	0	0	0	0	0	0	0	0	2
00	POSEY, Jace	0	0-0	0-0	0-0	0	0	0	0	0	0	0	0	0+
TEAM			1	3	4									
TOTALS		77	27-63	7-27	16-23	11	25	36	12	17	8	12	4	200

	FG	FG%	3FG	3FG%	FT	FT%	Deadball Rebounds:
1st Half	16-35	45.7	4-15	26.7	5-6	83.3	4, 0
2nd Half	11-28	39.3	3-12	25.0	11-17	64.7	9 (2:06 2H)
GAME	27-63	42.9	7-27	25.9	16-23	69.6	13 (2:06 2H)

K-STATE (11-18, 2-14 Big 12)

No.	Name	PTS	FG	3FG	FT	O	D	R	PF	A	TO	S	B	MIN
15	MANNING, Taj	W 7	3-8	0-0	1-4	2	8	10	3	0	3	1	2	31
21	MCGRIFF, Khamari	W 8	4-6	0-0	0-0	1	3	5	0	0	1	0	1	18
04	HAGGERTY, P.J.	G 18	9-14	0-2	0-0	0	7	7	2	5	5	0	0	39
10	CASTILLO, David	G 4	1-4	0-3	2-3	0	0	0	4	3	1	1	0	25
34	JOHNSON, Nate	G 16	6-12	4-7	0-0	0	5	5	1	9	6	3	0	38
00	RAPIEQUE, Elias	6	2-3	2-3	0-0	1	0	1	1	2	0	0	0	16
03	JONES, C.J.	3	1-4	0-3	1-2	0	2	2	0	0	0	1	2	20
47	KOSTIC, Andrej	6	2-5	2-5	0-0	2	2	2	2	0	3	0	0	14
TEAM			0	1	1									
TOTALS		68	28-56	8-23	4-9	5	26	31	18	19	18	7	4	200

	FG	FG%	3FG	3FG%	FT	FT%	Deadball Rebounds:
1st Half	17-30	56.7	3-12	25.0	1-3	33.3	3, 2
2nd Half	11-26	42.3	5-11	45.5	3-6	50.0	6 (12:58 2H)
GAME	28-56	50.0	8-23	34.8	4-9	44.4	9 (11:30 1H)

Officials: Deron White, Robert Felder, Tyler Kumpf
 Attendance: 8,184 | Start Time: 5:31 p.m. | Game Duration: 2:01
 K-State led 5:29 // TCU led 30:34 // Game was tied for 3:57
 Lead Changes: 9 // Times Tied: 5

Points From	Off Turnovers	Paint	2nd Chance	Fast Break	Bench
TCU	28	34	15	13	26
K-State	6	38	4	11	15

30 WEST VIRGINIA

March 3, 2026 | Manhattan, Kan. / Bramlage Coliseum

West Virginia	26	37	—	63
K-STATE	23	42	—	65

- ▶ Seniors **Khamari McGriff** and **Nate Johnson** had memorable last games in Bramlage Coliseum, as the duo combined for 34 points to carry a K-State team playing without leading scorer **P.J. Haggerty** to a 65-63 win over West Virginia.
- ▶ Both seniors had memorable performances in their last home games, as McGriff had a game-tying 18 points on 6-of-9 field goals and 6-of-8 free throws to go with 7 rebounds and 2 blocks, while Johnson posted an impressive stat line of 16 points, 9 rebounds, 7 assists and 5 steals.
- ▶ Fellow senior **C.J. Jones**, who started in place of Haggerty, also performed well in his last game at Bramlage Coliseum, as he added 8 points, 2 rebounds and 2 assists in a season-high 37 minutes. Junior **Taj Manning** and freshman **Andrej Kostic** chipped in 8 points each.
- ▶ K-State, which built as much as a 19-point lead (57-38) on the strength of a season-best 21-0 run in the second half, had to fight off a staff challenge from West Virginia, which entered the game fighting for its NCAA Tournament lives.
- ▶ The Mountaineers used an 11-0 run to close the deficit to 57-49 with 4:20 to play then continued to whittle away at the lead with 9 of the next 13 points to get within a possession at 61-58 with 48 seconds remaining. However, with a chance to tie, Jones stole the ball from senior **Honor Huff** with 19 seconds left before getting it to Johnson, who was fouled with 17.6 seconds remaining.
- ▶ Johnson knocked down both free throws to extend the lead to 63-58. After a tip-in by **Chance Moore** made it 63-60 with 7.7 seconds, McGriff was fouled on the inbound pass and calmly hit both free throws to clinch the game at 65-60 with 7 seconds. Huff made a 3-pointer at the buzzer for the final margin.
- ▶ K-State narrowly outshot WVU, 40.8 percent (20-of-49) to 39.3 percent (24-of-61), as the Wildcats won for the first time this season (1-14) when scoring less than 80 points. They also won the points off turnovers battle, 20-11, despite posting 3 more turnovers (16-13) than the Mountaineers.
- ▶ Neither team was particularly sharp to start the game, as it took nearly 3 minutes for the first points and more than 4 minutes for the first field goal. WVU used a 10-0 run to take as much as a 7-point lead in the first half before K-State closed to within 26-23 at the break.
- ▶ Moore led four Mountaineers in double figures with a game-tying 18 points.

WEST VIRGINIA (17-13, 8-9 Big 12)

No.	Name	PTS	FG	3FG	FT	O	D	R	PF	A	TO	S	B	MIN
00	LORENTI, Brenen	F 14	6-10	1-1	1-2	2	1	3	4	0	3	2	0	27
55	OBIOHA, Harlan	C 0	0-1	0-0	0-0	0	1	1	4	1	0	0	0	12
01	FLOYD, Japer	G 2	1-5	0-1	0-0	2	1	3	3	5	2	2	0	



W | JR.-FY



ELIAS RAPIQUE

W | 6-9 | 225 | Jr.-FY | Berlin, Germany | ALBA Berlin

X @eliasrapieque / @ elias.rapieque

SUPERLATIVES

	—	—	JR	SR	CAR
10+ Points	—	15	—	—	15
15+ Points	—	8	—	—	8
20+ Points	—	4	—	—	4
2+ 3FGM	—	—	—	—	—
5+ Rebounds	—	13	4	—	17
3+ Assists	—	17	3	—	20
Multiple Steals	—	14	4	—	18
2+ Blocks	—	1	1	—	2
Double-Doubles	—	1	—	—	1

PERSONAL HIGHS

■ Points	
Season	9, 3 times
Career	27 vs. ETB Miners (2/15/25)
Big 12	8 at Arizona State (1/10/26)
■ Field Goals Made	
Season	6 at Indiana (11/25/25)
Career	8 vs. Paderborn (5/3/25)
Big 12	3 at Arizona State (1/10/26)
■ Field Goals Attempted	
Season	7 vs. ULM (12/28/25)
Career	18 vs. Paderborn (5/3/25)
Big 12	6 at Arizona State (1/10/26)
■ 3-Point Field Goals Made	
Season	2, twice
Career	4 vs. Hamburg (12/12/21)
Big 12	2, twice
■ 3-Point Field Goals Attempted	
Season	4, twice
Career	7, 4 times
Big 12	4 at Arizona State (1/10/26)
■ Free Throws Made	
Season	2 vs. Bellarmine (11/8/25)
Career	10 vs. Rostock II (1/13/24)
Big 12	1 at Arizona (1/7/26)
■ Free Throws Attempted	
Season	4 vs. Bellarmine (11/8/25)
Career	12 vs. ETB Miners (2/15/25)
Big 12	3 at Arizona (1/7/26)
■ Rebounds	
Season	6, twice
Career	12 vs. Berlin Braves (3/1/25)
Big 12	4 at Arizona (1/7/26)
■ Assists	
Season	6 vs. ULM (12/28/25)
Career	11 vs. Berlin Braves (3/1/25)
Big 12	2 vs. TCU (2/28/26)
■ Blocked Shots	
Season	2 vs. UNC Greensboro (11/4/25)
Career	2, 4 times
Big 12	1 vs. West Virginia (3/3/26)
■ Steals	
Season	3 vs. UNC Greensboro (11/4/25)
Career	7, twice
Big 12	1 at Arizona (1/7/26)
■ Minutes	
Season	25 vs. ULM (12/28/25)
Career	36 vs. Paderborn (5/3/25)
Big 12	19 at Arizona (1/7/26)

SEASON STATS

PPG	RPG	APG	FG%	3FG%	FT%
4.0	2.6	1.5	46.7	43.5	35.3

RAPIQUE AT A GLANCE

- Returned to the court at Colorado (2/25/26) after not playing for more than 6 weeks... Had missed 12 of the last 14 games, including each of the last 11 due to injury... It was his first game since playing 21 minutes at Arizona State (1/10/26).
- Has played in 18 games, averaging 16.4 minutes per game, with 12 starts.
- Has scored in 13 of 17 games played, including a season-high 9 points at Indiana (11/25/25), Creighton (12/13/25) and ULM (12/28/25)... Also scored 8 points at Arizona State (1/10/26) with a season-high 2 made 3-pointers.
- Played 8 minutes off the bench at Colorado (2/25/26) in his return to the court, posting 5 points, 3 rebounds and an assist.
- Scored 6 points on 2-of-3 shooting (all from 3-point range) with 2 assists and a rebound in 16 minutes vs. TCU (2/28/26).
- Dished out a season-high 6 assists vs. ULM (12/28/25) to go with 9 points, 2 rebounds and 2 steals in a season-high 25 minutes.
- Played his best all-around game vs. Mississippi Valley (12/8/25) with 5 points, season-highs in rebounds (6) and assists (5) and 2 steals in 19 minutes.
- Was solid all-around vs. Nebraska (11/21/25) with 4 points, 5 rebounds, 2 assists and a steal in 18 minutes.

LAST GAME (vs. West Virginia (3/3/26))

MIN	PTS	REBS	ASTS	BLKS	STLS
3	0	0	0	1	0

TOP PERFORMANCES

- Scored a career-high 27 points vs. ETB Miners (2/15/25) while playing for SSV Lokomotive Bernau on 9-of-16 field goals.
- Collected a triple-double while playing for SSV Lokomotive Bernau vs. the Berlin Braves with 16 points, 12 rebounds and 11 assists in 35 minutes.
- Has scored a season-high 9 points in 3 games (Indiana, Creighton, ULM).
- Scored a Big 12-high 8 points at Arizona State (1/10/26) with 2 3-pointers.
- Matched his season-high with 6 rebounds at Creighton (12/13/25).

BACKGROUND

- First-ever German basketball player at K-State... One of just 24 foreign-born players in school history and one of just 7 from the European continent.
- Grew up with the ALBA Berlin club, which was founded in 1991 and is the largest national basketball club by membership... Also one of the most successful with 11 German Championships, 11 German Cups and 3 German Supercups.
- Made his debut with ALBA Berlin at the age of 17 during the 2021-22 season.
- Member of German U18 and U20 National Teams, playing at 2022 European U18 Championship as well as 2023 and 2024 European U20 Championships.

2025-26 GAME-BY-GAME STATISTICS

Date	Opponent	GS	MIN	FG	3PT	FT	O	D	TR	PF	AST	TO	BLK	STL	PTS	+/-
Nov. 4	UNC GREENSBORO		21	2-5	0-2	1-2	1	3	4	3	1	1	2	3	5	31
Nov. 8	BELLARMINE	*	17	1-2	0-0	2-4	1	2	3	4	2	1	0	2	4	12
Nov. 13	CALIFORNIA	*	23	0-2	0-1	0-0	0	1	1	2	3	1	0	1	0	-11
Nov. 17	TULSA	*	10	1-4	0-1	0-0	0	0	0	2	0	1	0	0	2	3
Nov. 20	vs. Mississippi State	*	19	1-6	1-4	0-0	1	1	2	3	2	0	1	0	3	0
Nov. 21	vs. Nebraska	*	18	1-2	1-1	1-2	2	3	5	4	2	3	0	1	4	-8
Nov. 25	@Indiana	*	22	4-6	1-1	0-0	2	3	5	4	0	1	0	2	9	-8
Dec. 1	BOWLING GREEN		7	0-0	0-0	0-0	1	0	1	2	1	0	0	0	0	-4
Dec. 6	SETON HALL		10	0-1	0-0	0-2	0	0	0	3	0	0	1	0	0	-5
Dec. 8	MISSISSIPPI VALLEY	*	19	2-4	0-0	1-3	4	2	6	3	5	2	0	2	5	39
Dec. 13	@Creighton	*	25	4-5	1-1	0-0	3	3	6	5	2	0	0	0	9	-3
Dec. 20	SOUTH DAKOTA	*	13	0-0	0-0	0-0	0	1	1	4	0	1	0	0	0	1
Dec. 28	ULM	*	25	4-7	1-1	0-0	1	1	2	4	6	1	0	2	9	-1
Jan. 3	BYU*		DNP													
Jan. 7	@Arizona*	*	19	1-4	0-3	1-3	1	3	4	5	0	1	0	1	3	-15
Jan. 10	@Arizona State*	*	21	3-6	2-4	0-0	1	1	2	4	0	1	0	0	8	-1
Jan. 14	UCF*		DNP													
Jan. 17	@Oklahoma State*		DNP													
Jan. 20	UTAH*		DNP													
Jan. 24	KANSAS*		DNP													
Jan. 27	@West Virginia*		DNP													
Feb. 1	IOWA STATE*		DNP													
Feb. 7	@TCU*		DNP													
Feb. 11	CINCINNATI*		DNP													
Feb. 14	@Houston*		DNP													
Feb. 17	BAYLOR*		DNP													
Feb. 21	@Texas Tech*		DNP													
Feb. 25	@Colorado*		8	2-3	1-1	0-1	1	2	3	0	1	0	0	0	5	8
Feb. 28	TCU*		16	2-3	2-3	0-0	1	0	1	1	2	0	0	0	6	-1
Mar. 3	WEST VIRGINIA*		3	0-0	0-0	0-0	0	0	0	1	0	0	1	0	0	-4
Mar. 7	@Kansas*															

RAPIQUE'S CAREER STATS

YEAR	GP	GS	Min	Avg.	FGM	FGA	Pct.	3FGM	3FGA	Pct.	FTM	FTA	Pct.	Off	Def	Tot	Avg.	PF	Ast	TO	Blk	Stl	Pts	Avg.
2021-22 (Age 17)	5	4	114	22.7	15	44	.341	1	11	.091	10	17	.588	2	17	19	3.8	13	12	16	0	8	41	8.2
2022-23 (Age 18)	29	7	406	14.0	53	133	.398	21	67	.313	34	47	.723	21	50	71	2.4	51	62	37	0	35	161	5.6
2023-24 (Age 19)	38	16	692	18.2	105	242	.434	24	82	.293	85	122	.697	39	91	130	3.4	68	84	53	2	29	319	8.4
2024-25 (Age 20)	62	11	1017	16.4	130	300	.433	31	116	.267	64	104	.615	68	107	175	2.8	143	102	75	8	59	355	5.7
2025-26 (Jr.)	18	12	296	16.4	28	60	.467	10	23	.435	6	17	.353	20	26	46	2.6	54	27	14	5	14	72	4.0
Totals	18	12	296	16.4	28	60	.467	10	23	.435	6	17	.353	20	26	46	2.6	54	27	14	5	14	72	4.0



Played for ALBA Berlin and other clubs from 2021-25

1

G | JR.-TR



ABDI BASHIR JR.

G | 6-7 | 175 | Jr.-TR | Omaha, Neb. | PHHoenix Prep | Monmouth

X @abdibashirjr / abdibashirjr

CAA 2024-25 All-CAA First Team | CAA Player of the Week (twice) | USBWA/Oscar Robertson National Player of the Week (11/19/24)

SUPERLATIVES

	FR	SO	JR	SR	CAR
10+ Points	6	30	14	—	50
15+ Points	1	24	9	—	34
20+ Points	1	18	2	—	21
30+ Points	—	1	—	—	1
2+ 3FGM	17	28	16	—	62
5+ Rebounds	—	3	1	—	4
3+ Assists	—	12	7	—	19
Multiple Steals	1	4	2	—	7
Double-Doubles	—	—	—	—	—

PERSONAL HIGHS

■ Points	
Season	26 vs. Nebraska (11/21/25)
Career	38 at Rutgers (11/15/24)
Big 12	22 at Arizona State (1/10/26)
■ Field Goals Made	
Season	8 at Arizona State (1/10/26)
Career	12, twice
Big 12	8 at Arizona State (1/10/26)
■ Field Goals Attempted	
Season	17 at Creighton (12/13/25)
Career	33 vs. Drexel (1/30/25)
Big 12	16 at Arizona State (1/10/26)
■ 3-Point Field Goals Made	
Season	7 vs. Nebraska (11/21/25)
Career	10 at Rutgers (11/15/24)
Big 12	6 at Arizona State (1/10/26)
■ 3-Point Field Goals Attempted	
Season	15 vs. Nebraska (11/21/25)
Career	20 vs. Drexel (1/30/25)
Big 12	13 vs. UCF (1/14/26)
■ Free Throws Made	
Season	5 vs. Nebraska (11/21/25)
Career	7 at Lehigh (12/4/24)
Big 12	3 vs. BYU (1/3/26)
■ Free Throws Attempted	
Season	5 vs. Nebraska (11/21/25)
Career	8 at Lehigh (12/4/24)
Big 12	3 vs. BYU (1/3/26)
■ Rebounds	
Season	6 vs. South Dakota (12/20/25)
Career	6 vs. Northeastern (2/24/25)
Big 12	4 vs. BYU (1/3/26)
■ Assists	
Season	5, 3 times
Career	7 at Stony Brook (2/13/25)
Big 12	4 at Arizona State (1/10/26)
■ Blocked Shots	
Season	—
Career	1, twice
Big 12	—
■ Steals	
Season	2, twice
Career	3 vs. Youngstown State (11/21/24)
Big 12	1, 3 times
■ Minutes	
Season	35 at Arizona State (1/10/26)
Career	48 vs. Drexel (1/30/25)
Big 12	35 at Arizona State (1/10/26)

BASHIR'S CAREER STATS

YEAR	GP	GS	Min	Avg.	FGM	FGA	Pct.	3FGM	3FGA	Pct.	FTM	FTA	Pct.	Off	Def	Tot	Avg.	PF	Ast	TO	Blk	Stl	Pts	Avg.
*2023-24 (Fr.)	33	0	443	13.4	76	200	.380	51	131	.389	6	8	.750	4	27	31	0.9	28	11	28	0	7	209	6.3
*2024-25 (So.)	33	32	1097	33.2	222	589	.377	127	332	.383	92	106	.868	8	79	87	2.6	44	73	91	2	18	663	20.1
2025-26 (Jr.)	18	18	444	24.7	80	190	.421	67	151	.444	11	16	.688	4	36	40	2.2	22	41	20	0	9	238	13.2
Totals	84	50	1984	23.6	378	979	.386	245	614	.399	109	130	.838	16	142	158	1.9	94	125	139	2	34	1110	13.2

*Played at Monmouth

SEASON STATS

PPG	RPG	APG	FG%	3FG%	FT%
13.2	2.2	2.3	42.1	44.4	68.8

BASHIR AT A GLANCE

- ▶ Started the first 18 games before an injury sidetracked his season.
- ▶ Had foot surgery on Jan. 19 and is expected to miss 4-6 weeks.
- ▶ Has 50 career double-digit scoring games, including in 14 of 18 games with 20-point games and five 30-point games.
- ▶ Eclipsed 1,000 career points with 18 points at Creighton (12/13/25).
- ▶ Posted second 20-point game as a Wildcat with 22 points at Arizona State (1/10/26), as he hit on 8-of-16 field goals with 6 3-pointers... Had a season-high 26 points vs. Nebraska (11/21/25), as he connected on 7-of-15 attempts from 3-point range... His 7 made 3-pointers tie for the sixth-most 3-pointers.
- ▶ Has a team-high 67 3-pointers, including a season-high 7 vs. Nebraska (11/21/25) and 6 at Creighton (12/13/25) and Arizona State (1/10/26).
- ▶ Eclipsed 200 career 3-pointers (245) with his 7-triple performance vs. Nebraska (11/21/25), hitting on 39.9 percent (245-of-614) from beyond the arc.
- ▶ Ranked 5th in 3-point field goals/game (3.72) and 5th in total 3-pointers while he is 14th in 3-point percentage (44.4) at the time of his injury.
- ▶ Led Monmouth and CAA in scoring at 20.1 points per game as a sophomore in 2024-25, while he was 16th in scoring and 25th in total points (663)... Jumped nearly 14 points per game from true freshman (6.3 ppg.) to sophomore season.

2025-26 GAME-BY-GAME STATISTICS

Date	Opponent	GS	MIN	FG	3PT	FT	O	D	TR	PF	AST	TO	BLK	STL	PTS	+/-
Nov. 4	UNC GREENSBORO	*	21	6-11	4-8	0-0	0	1	1	2	2	0	0	0	16	11
Nov. 8	BELLARMINE	*	30	5-10	5-9	0-0	0	4	4	2	3	2	0	0	15	19
Nov. 13	CALIFORNIA	*	23	2-4	2-4	1-2	0	2	2	2	5	1	0	1	7	7
Nov. 17	TULSA	*	28	4-12	2-6	0-0	0	0	0	1	2	0	0	0	10	3
Nov. 20	vs. Mississippi State	*	23	4-10	4-6	0-0	0	4	4	0	0	1	0	0	12	13
Nov. 21	vs. Nebraska	*	30	7-15	7-15	5-5	0	3	3	0	2	3	0	1	26	1
Nov. 25	@Indiana	*	14	1-2	1-2	0-0	0	1	1	1	1	1	0	0	3	-16
Dec. 1	BOWLING GREEN	*	22	3-10	2-7	0-0	1	1	2	1	1	0	0	0	8	-8
Dec. 6	SETON HALL	*	23	4-10	3-9	0-3	0	1	1	3	2	0	0	2	11	-7
Dec. 8	MISSISSIPPI VALLEY	*	16	5-10	5-10	0-0	0	2	2	0	5	2	0	2	15	24
Dec. 13	@Creighton	*	28	6-17	6-12	0-0	0	2	2	0	1	1	0	0	18	2
Dec. 20	SOUTH DAKOTA	*	20	5-6	5-6	0-0	1	5	6	0	5	3	0	0	15	28
Dec. 28	ULM	*	23	4-9	3-8	0-0	0	2	2	4	3	0	0	0	11	5
Jan. 3	BYU*	*	30	5-13	3-8	3-3	1	3	4	0	2	1	0	0	16	7
Jan. 7	@Arizona*	*	18	2-8	0-5	2-2	0	0	0	0	0	2	0	0	6	-18
Jan. 10	@Arizona State*	*	35	8-16	6-12	0-1	0	2	2	3	4	1	0	1	22	4
Jan. 14	UCF*	*	25	4-13	4-13	0-0	0	2	2	0	3	1	0	1	12	-13
Jan. 17	@Oklahoma State*	*	34	5-14	5-11	0-0	1	1	2	3	0	1	0	1	15	-4
Jan. 20	UTAH*															
Jan. 24	KANSAS*															
Jan. 27	@West Virginia*															
Feb. 1	IOWA STATE*															
Feb. 7	@TCU*															
Feb. 11	CINCINNATI*															
Feb. 14	@Houston*															
Feb. 17	BAYLOR*															
Feb. 21	@Texas Tech*															
Feb. 25	@Colorado*															
Feb. 28	TCU*															
Mar. 3	WEST VIRGINIA*															
Mar. 7	@Kansas*															

Wildcats

2

G | FR.-HS



EXAVIER WILSON

G | 6-1 | 170 | Fr.-HS | Columbia, Mo. | Father Tolton Catholic

X @ExavierWilson7 / zay_gollve

SUPERLATIVES

	FR	SO	JR	SR	CAR
10+ Points	—	—	—	—	—
15+ Points	—	—	—	—	—
20+ Points	—	—	—	—	—
2+ 3FGM	—	—	—	—	—
5+ Rebounds	—	—	—	—	—
3+ Assists	—	—	—	—	—
Multiple Steals	—	—	—	—	—
2+ Blocks	—	—	—	—	—
Double-Doubles	—	—	—	—	—

PERSONAL HIGHS

■ Points	—
Season	—
Career	—
Big 12	—
■ Field Goals Made	—
Season	—
Career	—
Big 12	—
■ Field Goals Attempted	—
Season	—
Career	—
Big 12	—
■ 3-Point Field Goals Made	—
Season	—
Career	—
Big 12	—
■ 3-Point Field Goals Attempted	—
Season	—
Career	—
Big 12	—
■ Free Throws Made	—
Season	—
Career	—
Big 12	—
■ Free Throws Attempted	—
Season	—
Career	—
Big 12	—
■ Rebounds	—
Season	—
Career	—
Big 12	—
■ Assists	—
Season	—
Career	—
Big 12	—
■ Blocked Shots	—
Season	—
Career	—
Big 12	—
■ Steals	—
Season	—
Career	—
Big 12	—
■ Minutes	—
Season	—
Career	—
Big 12	—

SEASON STATS

PPG	RPG	APG	FG%	3FG%	FT%
—	—	—	—	—	—

WILSON AT A GLANCE

► Has not played yet.

LAST GAME

MIN	PTS	REBS	ASTS	BLKS	STLS
—	—	—	—	—	—

TOP PERFORMANCES

► Has not played yet.

BACKGROUND

► Scored more than 1,700 career points in his prep career at Father Tolton Catholic behind only Brooklyn Net **Michael Porter Jr.**

2025-26 GAME-BY-GAME STATISTICS

Date	Opponent	GS	MIN	FG	3PT	FT	O	D	TR	PF	AST	TO	BLK	STL	PTS	+/-
Nov. 4	UNC GREENSBORO		DNP													
Nov. 8	BELLARMINE		DNP													
Nov. 13	CALIFORNIA		DNP													
Nov. 17	TULSA		DNP													
Nov. 20	vs. Mississippi State		DNP													
Nov. 21	vs. Nebraska		DNP													
Nov. 25	@Indiana		DNP													
Dec. 1	BOWLING GREEN		DNP													
Dec. 6	SETON HALL		DNP													
Dec. 8	MISSISSIPPI VALLEY		DNP													
Dec. 13	@Creighton		DNP													
Dec. 20	SOUTH DAKOTA		DNP													
Dec. 28	ULM		DNP													
Jan. 3	BYU*		DNP													
Jan. 7	@Arizona*		DNP													
Jan. 10	@Arizona State*		DNP													
Jan. 14	UCF*		DNP													
Jan. 17	@Oklahoma State*		DNP													
Jan. 20	UTAH*		DNP													
Jan. 24	KANSAS*		DNP													
Jan. 27	@West Virginia*		DNP													
Feb. 1	IOWA STATE*		DNP													
Feb. 7	@TCU*		DNP													
Feb. 11	CINCINNATI*		DNP													
Feb. 14	@Houston*		DNP													
Feb. 17	BAYLOR*		DNP													
Feb. 21	@Texas Tech*		DNP													
Feb. 25	@Colorado*		DNP													
Feb. 28	TCU*		DNP													
Mar. 3	WEST VIRGINIA*		DNP													
Mar. 7	@Kansas*		DNP													

WILSON'S CAREER STATS

YEAR	GP	GS	Min	Avg.	FGM	FGA	Pct.	3FGM	3FGA	Pct.	FTM	FTA	Pct.	Off	Def	Tot	Avg.	PF	Ast	TO	Blk	Stl	Pts	Avg.
2025-26 (Fr.)																								
Totals																								

3

G | SR-1L



C.J. JONES

G | 6-5 | 195 | Sr.-1L | East St. Louis, Ill. | East St. Louis | UIC

[X @urcjay](#) / [Instagram urcjay](#)

SUPERLATIVES

	FR	SO	JR	SR	CAR
10+ Points	8	18	5	1	32
15+ Points	2	9	—	1	12
20+ Points	—	3	—	—	3
2+ 3FGM	6	9	2	2	19
5+ Rebounds	2	9	1	1	13
3+ Assists	12	24	6	2	44
Multiple Steals	3	8	2	3	16
2+ Blocks	3	3	1	—	7
Double-Doubles	—	2	—	—	2

PERSONAL HIGHS

Points

Season 15 at Indiana (11/25/25)

Career 25 vs. Bradley (1/13/24)

Big 12 12 at UCF (2/26/25)

Field Goals Made

Season 5 at Indiana (11/25/25)

Career 10, twice

Big 12 4, 5 times

Field Goals Attempted

Season 10, twice

Career 18 vs. Indiana State (2/15/23)

Big 12 11 vs. Arizona State (2/23/25)

3-Point Field Goals Made

Season 3 at Indiana (11/25/25)

Career 3, twice

Big 12 2, twice

3-Point Field Goals Attempted

Season 6 vs. West Virginia (3/3/26)

Career 7 vs. Bradley (1/13/24)

Big 12 6 vs. West Virginia (3/3/26)

Free Throws Made

Season 2, 4 times

Career 8 vs. Mississippi Valley State (11/19/24)

Big 12 4 vs. Cincinnati (12/30/24)

Free Throws Attempted

Season 2, 4 times

Career 9 vs. Mississippi Valley State (11/19/24)

Big 12 5 vs. Arizona (2/11/25)

Rebounds

Season 7 vs. UNC Greensboro (11/4/25)

Career 7 vs. UNC Greensboro (11/4/25)

Big 12 6 vs. West Virginia (1/25/25)

Assists

Season 5 at Oklahoma State (1/17/26)

Career 14 vs. Drake (2/28/24)

Big 12 5 at Oklahoma State (1/17/26)

Blocked Shots

Season 2 vs. TCU (2/28/26)

Career 2, 8 times

Big 12 2 vs. TCU (2/28/26)

Steals

Season 2, 4 times

Career 5 vs. Loyola Chicago (11/11/22)

Big 12 2, 3 times

Minutes

Season 37 vs. West Virginia (3/3/26)

Career 47 vs. Southern Illinois (3/7/24)

Big 12 37 vs. West Virginia (3/3/26)

SEASON STATS

PPG	RPG	APG	FG%	3FG%	FT%
3.4	1.9	1.3	29.8	20.6	83.3

JONES AT A GLANCE

▶ Averaging 17.2 minutes in 29 games played with 1 start... Has played in 124 games in his college career (62 at K-State), including 60 starts.

▶ Earned his first start of the season in place of the injured **P.J. Haggerty** vs. West Virginia (3/3/26), posting 8 points, 2 assists and 2 rebounds in 37 minutes.

▶ Has scored in 22 of 29 games played, including 13 times in Big 12 play.

▶ Had his best all-around game in Big 12 play at Oklahoma State (1/17/26) with 8 points, a season-high 5 assists and 3 assists in 20 minutes.

▶ Solid all-around vs. South Dakota (12/20/25) with 7 points, 2 rebounds, 2 assists and a block in 22 minutes off the bench.

▶ Posted a season-high 15 points at Indiana (11/25/25), going 5-of-10 from the field, including 3-of-4 from 3-point range, and 2-of-2 free throws in 23 minutes.

▶ Grabbed a career-high 7 rebounds vs. UNC Greensboro (11/4/25).

▶ Has 32 career double-digit scoring games, including 3 20-point efforts... Had 14 double-digit scoring games (two 20-point games) in his last 17 games at UIC.

▶ Had 2 career points/assists double-doubles at UIC, posting 17 points and 10 assists vs. Evansville (2/21/24) and 16 points and a career-high 14 assists vs. Drake (2/28/24)... His 14 assists were the most by a MVC player in 2023-24.

LAST GAME (vs. West Virginia (3/3/26))

MIN	PTS	REBS	ASTS	BLKS	STLS
37	8	2	2	0	1

TOP PERFORMANCES

▶ Scored a career-high 25 points vs. Bradley (1/13/24) while at UIC, connecting on 10-of-16 field goals in 34 minutes.

▶ Posted a K-State career-high 15 points at Indiana (11/25/25), hitting on 5-of-10 field goals, including 3-of-4 from 3-point range, and 2-of-2 free throws.

▶ Registered first double-digit scoring game at K-State vs. Mississippi Valley State (11/19/24) with 12 points on 2-of-5 field goals and 8-of-9 free throws.

▶ Matched his season-high with 12 points at UCF (2/26/25) on 4-of-6 field goals, including 2-of-3 from 3-point range, and 2-of-3 free throws in 21 minutes.

▶ Tied his career-high with 6 rebounds vs. No. 23/23 West Virginia (1/25/25) to go with his first double-digit scoring game in Big 12 play (10 points).

▶ Was pivotal in the win over No. 16/17 Cincinnati (12/30/24), scoring 9 points on 2-of-3 field goals and 4-of-4 free throws in 18 minutes.

BACKGROUND

▶ Transferred to K-State in April 2024 after 2 seasons at UIC (2022-24).

▶ Briefly entered the transfer portal this past spring before returning for his senior season in July.

2025-26 GAME-BY-GAME STATISTICS

Date	Opponent	GS	MIN	FG	3PT	FT	O	D	TR	PF	AST	TO	BLK	STL	PTS	+/-
Nov. 4	UNC GREENSBORO		24	0-3	0-0	0-1	1	6	7	0	2	2	0	2	0	18
Nov. 8	BELLARMINE		20	2-5	0-2	1-1	0	2	2	2	1	2	0	0	5	17
Nov. 13	CALIFORNIA		10	1-2	0-0	0-0	0	1	1	0	1	0	0	1	2	-12
Nov. 17	TULSA		14	1-4	0-3	0-0	0	1	1	0	2	1	0	0	2	-2
Nov. 20	vs. Mississippi State		9	0-0	0-0	0-0	0	2	2	1	2	1	0	0	0	8
Nov. 21	vs. Nebraska		18	0-2	0-1	0-0	0	2	2	3	1	0	0	1	0	4
Nov. 25	@Indiana		23	5-10	3-4	2-2	1	1	2	2	1	1	0	0	15	8
Dec. 1	BOWLING GREEN		20	1-3	0-1	2-2	1	0	1	2	1	0	0	0	4	-11
Dec. 6	SETON HALL		16	1-3	1-3	3-4	1	4	5	0	2	1	0	0	6	3
Dec. 8	MISSISSIPPI VALLEY		18	2-4	1-1	0-0	0	2	2	0	0	0	0	0	5	17
Dec. 13	@Creighton		7	0-1	0-1	0-0	0	2	2	1	0	0	0	0	0	-1
Dec. 20	SOUTH DAKOTA		22	3-6	1-2	0-0	0	2	2	1	2	0	0	2	7	10
Dec. 28	ULM		12	0-3	0-3	2-2	0	0	0	2	0	1	0	1	2	7
Jan. 3	BYU*		5	1-3	0-1	0-0	0	0	0	1	0	0	0	1	2	-4
Jan. 7	@Arizona*		7	0-3	0-2	0-0	0	0	0	1	1	0	0	0	0	0
Jan. 10	@Arizona State*		DNP													
Jan. 14	UCF*		16	0-3	0-2	0-0	1	1	2	3	3	0	0	0	0	-5
Jan. 17	@Oklahoma State*		20	3-6	1-4	1-1	1	2	3	2	5	0	0	0	8	-1
Jan. 20	UTAH*		31	1-4	0-1	0-0	1	2	3	2	2	0	0	0	2	7
Jan. 24	KANSAS*		13	0-4	0-3	0-0	0	0	0	0	2	1	0	0	0	-14
Jan. 27	@West Virginia*		15	1-5	1-4	0-0	0	1	1	0	1	2	0	2	3	-4
Feb. 1	IOWA STATE*		17	1-5	1-3	2-2	0	2	2	1	0	1	1	1	5	-15
Feb. 7	@TCU*		14	1-3	0-1	0-0	1	0	1	1	1	3	0	0	2	-7
Feb. 11	CINCINNATI*		16	2-6	1-3	0-0	0	2	2	0	0	1	0	0	5	-10
Feb. 14	@Houston*		23	2-7	1-4	0-0	1	0	1	1	1	1	0	1	5	-8
Feb. 17	BAYLOR*		10	1-2	0-0	1-1	0	1	1	0	1	0	0	1	3	-9
Feb. 21	@Texas Tech*		23	2-6	0-3	0-0	1	0	1	2	1	0	0	0	4	-28
Feb. 25	@Colorado*		18	1-4	0-2	0-0	0	4	4	3	2	1	0	2	2	-17
Feb. 28	TCU*		20	1-4	0-3	1-2	0	2	2	0	0	0	2	1	3	6
Mar. 3	WEST VIRGINIA*		* 37	3-10	2-6	0-0	1	1	2	1	2	4	0	0	8	-3
Mar. 7	@Kansas*															

JONES' CAREER STATS

YEAR	GP	GS	Min	Avg.	FGM	FGA	Pct.	3FGM	3FGA	Pct.	FTM	FTA	Pct.	Off	Def	Tot	Avg.	PF	Ast	TO	Blk	Stl	Pts	Avg.
*2022-23 (Fr.)	29	19	770	26.6	66	195	.338	23	68	.338	25	37	.676	8	47	55	1.9	70	62	46	16	23	180	6.2
*2023-24 (So.)	33	31	1099	33.3	150	353	.425	31	82	.378	45	73	.616	18	97	115	3.5	82	159	93	14	31	376	11.4
2024-25 (Jr.)	33	9	622	18.9	70	172	.407	17	55	.309	31	46	.674	8	48	56	1.7	66	48	32	5	18	188	5.7
2025-26 (Sr.)	29	1	499	17.2	36	121	.298	13	63	.206	15	18	.833	11	43	54	1.9	32	37	23	4	17	100	3.4
K-State career	62	10	1121	18.1	106	293	.362	30	118	.254	46	64	.719	19	91	110	1.8	98	85	55	9	35	288	4.6
Totals	124	60	2991	24.1	322	841	.383	84	268	.313	116	174	.667	45	235	280	2.3	250	306	194	39	89	844	6.8

Wildcats

*at UIC

4

G | JR-TR



P.J. HAGGERTY

G | 6-4 | 195 | Jr.-TR | Crosby, Texas | Crosby | TCU | Tulsa | Memphis

X @HaggertyPJ / Instagram pj_haggerty_4

USEBWA OSCAR ROBERTSON NATIONAL PLAYER OF THE WEEK (11/25/25)
AP NATIONAL PLAYER OF THE WEEK (11/25/25) | Big 12 Player of the Week

SUPERLATIVES

	RFR	SO	JR	SR	CAR
10+ Points	30	34	29	—	93
15+ Points	26	32	27	—	85
20+ Points	20	23	21	—	64
30+ Points	2	1	5	—	9
40+ Points	—	1	—	—	1
5+ Rebounds	21	25	17	—	63
3+ Assists	25	26	22	—	73
Multiple Steals	17	16	8	—	41
Double-Doubles	2	—	3	—	5

PERSONAL HIGHS

Points	
Season	37 vs. Mississippi State (11/20/25)
Career	42 vs. Wichita State (3/14/25)
Big 12	34, twice
Field Goals Made	
Season	15, twice
Career	16 vs. Wichita State (3/14/25)
Big 12	15, twice
Field Goals Attempted	
Season	29 vs. Utah (1/20/26)
Career	29 vs. Utah (1/20/26)
Big 12	29 vs. Utah (1/20/26)
3-Point Field Goals Made	
Season	5 vs. Mississippi Valley (12/8/25)
Career	5 vs. Mississippi Valley (12/8/25)
Big 12	4 at Oklahoma State (1/17/26)
3-Point Field Goals Attempted	
Season	7, 4 times
Career	8 vs. Colorado State (3/21/25)
Big 12	7, 3 times
Free Throws Made	
Season	11, twice
Career	19 vs. South Carolina State (11/20/23)
Big 12	10 vs. Kansas (1/24/26)
Free Throws Attempted	
Season	12, 5 times
Career	22 vs. South Carolina State (11/20/23)
Big 12	12, 3 times
Rebounds	
Season	10, twice
Career	10, 4 times
Big 12	10 at Colorado (2/25/26)
Assists	
Season	11 vs. Bellarmine (11/8/25)
Career	11 vs. Bellarmine (11/8/25)
Big 12	7 at Arizona (1/7/26)
Blocked Shots	
Season	1 vs. UNC Greensboro (11/4/25)
Career	1, 5 times
Big 12	—
Steals	
Season	4 vs. BYU (1/3/26)
Career	7 vs. Louisiana Tech (12/4/24)
Big 12	4 vs. BYU (1/3/26)
Minutes	
Season	40, twice
Career	44 at Clemson (12/14/24)
Big 12	40, twice

SEASON STATS

PPG	RPG	APG	FG%	3FG%	FT%
23.3	5.3	4.0	49.4	35.5	69.0

HAGGERTY AT A GLANCE

- ▶ Averaging a team-best 35.2 minutes in starting the first 29 games... Missed the West Virginia (3/3/26) game due to injury and his status is day-to-day... Has now played in 101 career games, including 95 starts.
- ▶ The nation's No. 4 scorer at 23.3 points per game, including the 3rd-most points (677) and field goals attempted (516)... Also 2nd in field goals (255)... Current Division I career leader in free throws made (597) and attempted (779).
- ▶ First Wildcat to open a season with 6 consecutive games of 20 or more points, while his 677 points are the second-most by any player in the first 29 games... Has double figures in all 29 games played with 20 or more points in 21 games.
- ▶ Has led in scoring in 26 of 29 games, including 16 in Big 12 play... Posted his 5th 30-point game vs. Baylor (2/17/26) as his 34 points tied for the 10th-most by a Wildcat in a Big 12 game... Also had 34 points vs. Utah (1/20/26)... His 5 30-point games are the most since **Michael Beasley** in 2007-08.
- ▶ Had first 30-point game since 2023 with 31 vs. Tulsa (11/17/25)... Followed with 37 points vs. Mississippi State (11/20/25), which are the most since 2018.
- ▶ Eclipsed 2,000 career points after scoring 23 at No. 3/3 Houston (2/14/25)... The 5th active Division I player to top 2,000 career points this season.
- ▶ Has scored in double figures in 93 of 101 career games with 64 games of 20 or more points, including 9 30-point games and one 40-point game in his career.

LAST GAME (vs. TCU (2/28/26))

MIN	PTS	REBS	ASTS	BLKS	STLS
39	18	7	5	0	0

TOP PERFORMANCES

- ▶ Scored a season-high 37 points in the win over Mississippi State (11/20/25) on 13-of-21 field goals and 7-of-8 free throws to go with 8 assists and 7 rebounds... It was his highest point total since a career-high 42 vs. Wichita State (3/14/25).
- ▶ Posted the first 30-point, 10-rebound double-double since 2008 with his 31-point, 10-rebound performance vs. Tulsa (11/17/25)... Had a 5th double-double at Colorado (2/25/26) with 25 points and 10 rebounds in 39 minutes.
- ▶ Collected his first career points/assists double-double vs. Bellarmine (11/8/25) with a game-high 23 points and a career-best 11 assists... It marked just the ninth such game in school history and the first since **Markquis Nowell** in 2023.
- ▶ Scored 34 points in the win vs. Utah (1/20/26) on 15-of-29 field goals with 8 rebounds, 4 assists and 2 steals in more than 39 minutes.
- ▶ Posted 5th 30-point game of the season with 34 vs. Baylor (2/17/26), hitting on 15-of-23 attempts and 3-of-4 free throws while playing nearly 38 minutes.

BACKGROUND

- ▶ Transferred to K-State in June 2025 after 1 season at Memphis (2024-25)... Has also spent time at TCU (2022-23) and Tulsa (2023-24).
- ▶ His uncle, **Eli Roberson**, is a famed Wildcat signal-caller who is a member of the Class of 2022 Ring of Honor after his standout career from 2000-03.

2025-26 GAME-BY-GAME STATISTICS

Date	Opponent	GS	MIN	FG	3PT	FT	O	D	TR	PF	AST	TO	BLK	STL	PTS	+/-
Nov. 4	UNC GREENSBORO	*	32	10-20	1-4	6-7	0	2	2	2	3	3	1	1	27	35
Nov. 8	BELLARMINE	*	35	5-9	2-3	11-12	1	3	4	0	11	3	0	0	23	20
Nov. 13	CALIFORNIA	*	34	7-12	1-1	8-12	0	3	3	4	6	7	0	1	23	4
Nov. 17	TULSA	*	32	10-17	0-2	11-12	3	7	10	4	3	5	0	2	31	6
Nov. 20	vs. Mississippi State	*	34	13-21	4-7	7-8	3	4	7	3	8	1	0	2	37	22
Nov. 21	vs. Nebraska	*	37	11-21	1-5	4-5	1	5	6	3	7	4	0	0	27	7
Nov. 25	@Indiana	*	36	7-18	0-2	2-3	0	3	3	4	2	6	0	0	16	-26
Dec. 1	BOWLING GREEN	*	32	6-19	1-4	4-9	2	2	4	1	2	3	0	1	17	-21
Dec. 6	SETON HALL	*	32	3-12	0-2	5-12	1	3	4	4	6	6	0	3	11	-18
Dec. 8	MISSISSIPPI VALLEY	*	25	11-14	5-6	1-1	0	4	4	1	3	2	0	1	28	43
Dec. 13	@Creighton	*	34	4-12	0-2	2-3	1	4	5	2	1	2	0	0	10	5
Dec. 20	SOUTH DAKOTA	*	27	10-12	1-2	3-4	1	5	6	0	3	4	0	0	24	15
Dec. 28	ULM	*	29	7-16	0-3	10-11	2	6	8	3	3	4	0	1	24	7
Jan. 3	BYU*	*	36	8-16	0-2	8-10	4	3	7	4	6	3	0	4	24	-6
Jan. 7	@Arizona*	*	32	8-20	2-6	1-1	0	2	2	3	7	4	0	0	19	-21
Jan. 10	@Arizona State*	*	38	7-19	3-7	8-12	1	2	3	4	3	6	0	1	25	-1
Jan. 14	UCF*	*	36	9-18	0-2	5-8	1	4	5	2	5	2	0	1	23	-4
Jan. 17	@Oklahoma State*	*	40	8-17	4-7	1-4	2	6	8	1	3	5	0	1	21	-1
Jan. 20	UTAH*	*	39	15-29	1-4	3-6	1	7	8	3	4	3	0	2	34	6
Jan. 24	KANSAS*	*	39	6-17	1-2	10-12	1	4	5	1	4	1	0	0	23	-22
Jan. 27	@West Virginia*	*	39	6-19	2-6	2-2	0	5	5	3	3	2	0	1	16	-5
Feb. 1	IOWA STATE*	*	34	11-21	1-4	0-2	2	7	9	3	3	3	0	1	23	-34
Feb. 7	@TCU*	*	39	14-24	2-5	0-1	0	1	1	2	1	4	0	1	30	3
Feb. 11	CINCINNATI*	*	38	11-18	1-2	1-2	1	2	3	2	2	0	0	2	24	-32
Feb. 14	@Houston*	*	40	7-20	2-7	7-12	4	1	5	4	2	4	0	3	23	-14
Feb. 17	BAYLOR*	*	38	15-23	1-2	3-4	0	5	5	2	3	2	0	2	34	21
Feb. 21	@Texas Tech*	*	36	7-17	1-3	2-6	1	3	4	4	2	1	0	1	17	-18
Feb. 25	@Colorado*	*	39	10-21	1-3	4-6	2	8	10	3	4	1	0	0	25	-9
Feb. 28	TCU*	*	39	9-14	0-2	0-0	0	7	7	2	5	5	0	0	18	-6
Mar. 3	WEST VIRGINIA*			DNP												
Mar. 7	@Kansas*															

HAGGERTY'S CAREER STATS

YEAR	GP	GS	Min	Avg.	FGM	FGA	Pct.	3FGM	3FGA	Pct.	FTM	FTA	Pct.	Off	Def	Tot	Avg.	PF	Ast	TO	Blk	Stl	Pts	Avg.
*2022-23 (Fr.)	6	0	54	9.0	5	9	.556	0	1	.000	7	9	.778	1	8	9	1.5	3	5	4	0	2	17	2.8
**2023-24 (Rfr.)	31	31	1045	33.7	199	404	.493	22	76	.289	237	309	.767	32	137	169	5.5	53	119	80	1	60	657	21.2
***2024-25 (So.)	35	35	1282	36.6	248	521	.476	39	107	.364	224	274	.818	40	162	202	5.8	80	131	116	3	64	759	21.7
2025-26 (Jr.)	29	29	1020	35.2	255	516	.494	38	107	.355	129	187	.690	35	118	153	5.3	74	115	96	1	32	677	23.3
Totals	101	95	3400	33.7	707	1450	.488	99	291	.340	597	779	.766	108	425	533	5.3	210	370	296	5	158	2110	20.9

*at TCU | **at Tulsa | ***at Memphis



6

W | SR.-TR



MARCUS JOHNSON

W | 6-7 | 265 | Sr.-TR | Akron, Ohio | Parkland | Wheeling | Bowling Green

[X @thebigestmarc](#) / [@marcus.6](#)

 2023-24 NABC All-District Second Team (Wheeling)
 2023-24 D2CCA All-Region Second Team | All-MEC First Team

SUPERLATIVES

	FR	SO	JR	SR	CAR
10+ Points	—	—	26	1	87
15+ Points	—	—	19	1	72
20+ Points	—	—	13	—	42
30+ Points	—	—	—	—	4
5+ Rebounds	—	—	17	—	73
10+ Rebounds	—	—	1	—	15
3+ Assists	—	—	11	1	40
Multiple Steals	—	—	6	—	6
Double-Doubles	—	—	1	—	15

PERSONAL HIGHS

Points

Season	15 at TCU (2/7/26)
Career	34 vs. West Virginia State (2/3/24)
Big 12	15 at TCU (2/7/26)

Field Goals Made

Season	5 at TCU (2/7/26)
Career	13 at Alderson Broaddus (2/22/23)
Big 12	5 at TCU (2/7/26)

Field Goals Attempted

Season	9 vs. Cincinnati (2/11/26)
Career	27 vs. Concord (1/20/24)
Big 12	9 vs. Cincinnati (2/11/26)

3-Point Field Goals Made

Season	5 at TCU (2/7/26)
Career	6 vs. West Virginia State (2/3/24)
Big 12	5 at TCU (2/7/26)

3-Point Field Goals Attempted

Season	7 vs. Cincinnati (2/11/26)
Career	13 vs. Kent State (2/18/25)
Big 12	7 vs. Cincinnati (2/11/26)

Free Throws Made

Season	2 at Arizona (1/7/26)
Career	11 vs. Salem (11/21/23)
Big 12	2 at Arizona (1/7/26)

Free Throws Attempted

Season	2 at Arizona (1/7/26)
Career	12 vs. Salem (11/21/23)
Big 12	2 at Arizona (1/7/26)

Rebounds

Season	3, twice
Career	15 vs. Fairmont State (1/10/24)
Big 12	3, twice

Assists

Season	3 at TCU (2/7/26)
Career	9 at West Virginia Wesleyan (12/2/23)
Big 12	3 at TCU (2/7/26)

Blocked Shots

Season	—
Career	3 vs. Salem (11/21/23)
Big 12	—

Steals

Season	—
Career	4, 6 times
Big 12	—

Minutes

Season	19 vs. Cincinnati (2/11/26)
Career	44 vs. Notre Dame (Ohio) (3/6/24)
Big 12	19 vs. Cincinnati (2/11/26)

SEASON STATS

PPG	RPG	APG	FG%	3FG%	FT%
2.0	1.2	0.5	26.7	29.6	66.7

JOHNSON AT A GLANCE

▶ Has played in 13 games, averaging 6.3 minutes per game... Saw first action vs. Bowling Green (12/1/25)... Saw first Big 12 action at No. 1/2 Arizona (1/7/26) and has played in 7 other Big 12 games.

▶ Posted 6 points vs. Cincinnati (2/11/26) in a season-high 19 minutes.

▶ Had his best performance of the season at TCU (2/7/26), as he posted his first double-digit scoring game with 15 points on 5-of-6 field goals (all from 3-point range) to go with 3 rebounds and 3 assists in 19 minutes.

▶ Scored his first points as a Wildcat with a 3-pointer vs. Mississippi Valley (12/8/25) to go with 2 rebounds in a season-high 7 minutes.

▶ Has scored nearly 1,900 points (1,891) in his college career, which includes more than 1,600 points (1,653) at the Division I or II ranks... Has 3 consecutive seasons of 500 or more points, including 582 in 2023-24 at Wheeling.

▶ Has scored in double figures in 86 of 117 career games, including 42 20-point games and four 30-point games.

▶ Has 15 career double-doubles, including 9 at Wheeling in 2023-24.

LAST GAME (at Colorado (2/25/26))

MIN	PTS	REBS	ASTS	BLKS	STLS
4	0	1	0	0	0

TOP PERFORMANCES

▶ Scored a career-high 34 points vs. West Virginia State (2/3/24) while playing at Division II Wheeling.

▶ Had a Division I high of 28 points vs. Toledo (1/24/25).

▶ Posted a season-high 15 points at TCU (2/7/26), as he went 5-of-6 from the field (all from 3-point range) with 3 rebounds and 3 assists in 19 minutes.

BACKGROUND

▶ Transferred to K-State in May 2025 after 1 season at Bowling Green (2024-25)... Started at the junior college level at Parkland College in Champaign, Ill., in 2021-22 then moving to Division II Wheeling College for 2 seasons (2022-24).

▶ Part of back-to-back state titles at famed St. Vincent-St. Mary's in Akron.

2025-26 GAME-BY-GAME STATISTICS

Date	Opponent	GS	MIN	FG	3PT	FT	O	D	TR	PF	AST	TO	BLK	STL	PTS	+/-
Nov. 4	UNC GREENSBORO	DNP														
Nov. 8	BELLARMINE	DNP														
Nov. 13	CALIFORNIA	DNP														
Nov. 17	TULSA	DNP														
Nov. 20	vs. Mississippi State	DNP														
Nov. 21	vs. Nebraska	DNP														
Nov. 25	@Indiana	DNP														
Dec. 1	BOWLING GREEN	2	0-0	0-0	0-0	0	1	1	1	0	0	0	0	0	0	-3
Dec. 6	SETON HALL	5	0-0	0-0	0-0	0	1	1	0	0	0	0	0	0	0	-2
Dec. 8	MISSISSIPPI VALLEY	7	1-3	1-3	0-0	0	2	2	2	0	1	0	0	0	3	2
Dec. 13	@Creighton	DNP														
Dec. 20	SOUTH DAKOTA	3	0-1	0-1	0-0	0	1	1	0	0	1	0	0	0	0	0
Dec. 28	ULM	DNP														
Jan. 3	BYU*	DNP														
Jan. 7	@Arizona*	7	0-4	0-4	2-2	1	2	3	1	0	0	0	0	0	0	-3
Jan. 10	@Arizona State*	DNP														
Jan. 14	UCF*	DNP														
Jan. 17	@Oklahoma State*	3	0-0	0-0	0-0	0	0	0	1	0	1	0	0	0	0	-6
Jan. 20	UTAH*	DNP														
Jan. 24	KANSAS*	3	0-2	0-2	0-0	0	0	0	0	0	0	0	0	0	0	-10
Jan. 27	@West Virginia*	DNP														
Feb. 1	IOWA STATE*	8	0-3	0-2	0-0	1	0	1	1	1	1	0	0	0	0	-6
Feb. 7	@TCU*	19	5-6	5-6	0-0	0	3	3	4	3	1	0	0	0	15	8
Feb. 11	CINCINNATI*	19	2-9	2-7	0-0	0	1	1	1	1	2	0	0	0	6	-11
Feb. 14	@Houston*	1+	0-1	0-1	0-0	0	0	0	0	0	2	0	0	0	0	-2
Feb. 17	BAYLOR*	DNP														
Feb. 21	@Texas Tech*	2	0-1	0-1	0-1	1	0	1	0	1	0	0	0	0	0	-6
Feb. 25	@Colorado*	4	0-0	0-0	0-0	0	1	1	0	0	0	0	0	0	0	1
Feb. 28	TCU*	DNP														
Mar. 3	WEST VIRGINIA*	DNP														
Mar. 7	@Kansas*															

JOHNSON'S CAREER STATS

YEAR	GP	GS	Min	Avg.	FGM	FGA	Pct.	3FGM	3FGA	Pct.	FTM	FTA	Pct.	Off	Def	Tot	Avg.	PF	Ast	TO	Blk	Stl	Pts	Avg.
*2021-22 (Fr.)	29	4	400	13.8	94	186	.505	14	37	.378	36	47	.766	36	91	127	4.4	53	34	46	8	19	238	8.2
**2022-23 (So.)	29	29	869	30.0	200	412	.485	42	107	.393	84	104	.808	60	129	189	6.5	72	49	75	16	46	526	18.1
**2023-24 (Jr.)	27	25	896	30.0	203	430	.472	67	150	.447	109	120	.908	63	149	212	7.9	74	83	86	15	36	582	21.6
***2024-25 (Sr.)	32	32	1006	31.4	181	421	.430	78	198	.394	79	88	.898	42	118	160	5.0	69	58	79	5	28	519	16.2
2025-26 (Sr.)	13	0	83	6.3	8	30	.267	8	27	.296	2	3	.667	3	12	15	1.2	11	6	9	0	0	26	2.0
Totals	101	86	2853	28.2	592	1293	.458	195	482	.405	274	315	.870	168	408	576	5.7	226	196	249	36	110	1653	16.4

Wildcats

*at Parkland Junior College | **at Wheeling College | ***at Bowling Green

10
G | SO.-1L



DAVID CASTILLO

G | 6-1 | 185 | So.-1L | Bartlesville, Okla. | Sunrise Christian Academy [Kan.]

X @ohyeadave / ohyeadave



Gold medal at the 2021 FIBA Americas U16 Championship
Gold medal at the 2022 FIBA U17 World Cup

SUPERLATIVES

	FR	SO	JR	SR	CAR
10+ Points	1	13	—	—	14
20+ Points	—	2	—	—	2
30+ Points	—	—	—	—	—
3+ 3FGM	1	6	—	—	7
5+ Rebounds	—	4	—	—	4
5+ Assists	—	2	—	—	2
Multiple Steals	2	—	—	—	2
2+ Blocks	—	—	—	—	—
Double-Doubles	—	—	—	—	—

PERSONAL HIGHS

■ Points	
Season	22 vs. Bowling Green (12/1/25)
Career	22 vs. Bowling Green (12/1/25)
Big 12	20 vs. Utah (1/20/26)
■ Field Goals Made	
Season	8 vs. Bowling Green (12/1/25)
Career	8 vs. Bowling Green (12/1/25)
Big 12	6, twice
■ Field Goals Attempted	
Season	15 vs. Bowling Green (12/1/25)
Career	15 vs. Bowling Green (12/1/25)
Big 12	14 vs. BYU (1/3/26)
■ 3-Point Field Goals Made	
Season	6 vs. Utah (1/20/26)
Career	6 vs. Utah (1/20/26)
Big 12	6 vs. Utah (1/20/26)
■ 3-Point Field Goals Attempted	
Season	9, twice
Career	9, 3 times
Big 12	9 vs. Utah (1/20/26)
■ Free Throws Made	
Season	5 vs. Nebraska (11/21/25)
Career	5 vs. Nebraska (11/21/25)
Big 12	3, 3 times
■ Free Throws Attempted	
Season	6 vs. Nebraska (11/21/25)
Career	6 vs. Nebraska (11/21/25)
Big 12	4, 3 times
■ Rebounds	
Season	5, 4 times
Career	5, 4 times
Big 12	5 at Houston (2/14/26)
■ Assists	
Season	5, twice
Career	5, twice
Big 12	3, 3 times
■ Blocked Shots	
Season	1 at Creighton (12/13/25)
Career	1, twice
Big 12	1 vs. Arizona (2/11/25)
■ Steals	
Season	3 vs. Baylor (2/17/26)
Career	3 vs. Baylor (2/17/26)
Big 12	3 vs. Baylor (2/17/26)
■ Minutes	
Season	40 at TCU (2/7/26)
Career	40 at TCU (2/7/26)
Big 12	40 at TCU (2/7/26)

SEASON STATS

PPG	RPG	APG	FG%	3FG%	FT%
10.6	2.1	1.8	40.2	35.1	81.3

CASTILLO AT A GLANCE

- ▶ Averaging 27.8 minutes in all 30 games, including 14 starts... Played a career-high 40 minutes at TCU (2/7/26)... Has started each of the last 12 games, where he is averaging nearly 36 minutes... Has played in 62 career games with 16 starts.
- ▶ Has scored in double figures in 14 games (5 times in Big 12 play), including a career-best 22 points vs. Bowling Green (12/1/25) in his first career start... Scored a Big 12-high 20 points vs. Utah (1/20/26) with a career-best 6 3-pointers.
- ▶ Ranks 3rd on the team with 54 made 3-pointers on 35.1 percent shooting... Has 4 or more made 3-pointers, including a career-high 6 vs. Utah (1/20/26).
- ▶ Also 3rd on the team with 54 assists, including a season-high 5 twice.
- ▶ His current +8.2 scoring increase from his freshman (2.4 ppg.) to sophomore (10.6 ppg.) would be highest by any player in school history.
- ▶ Scored in double figures in 3 consecutive games for the first time in his career after 12 points vs. Tulsa (11/17/25), including the game-winner... This came on the heels of a 16-point effort in the win vs. Cal (11/13/25), which came on 6-of-9 attempts, including 4-of-6 from 3-point range in 23 minutes.
- ▶ Scored 19 points vs. Bellarmine (11/8/25) on 7-of-7 field goals, including 5-of-5 from 3-point range, in just 12 minutes... He is the 25th player in school history to go 5-of-5 or better from the field, including the eighth such player to go 5-of-5 from beyond the arc.

LAST GAME (vs. West Virginia (3/3/26))

MIN	PTS	REBS	ASTS	BLKS	STLS
38	7	2	1	0	0

TOP PERFORMANCES

- ▶ Set a career-high and posted his first career 20-point game with 22 points vs. Bowling Green (12/1/25), shooting 8-of-15 from the field, including 3-of-9 from 3-point range, and 3-of-4 from the free throw line in a career-best 33 minutes.
- ▶ Posted his first career 20-point game in Big 12 play vs. Utah (1/20/26) with 20 points on 7-of-12 field goals, including a career-high 6 made 3-pointers.
- ▶ Scored 19 points vs. Bellarmine (11/8/25) in just 12 minutes of action, hitting on all 7 field goals, including 5-of-5 from 3-point range... He is just the eighth Wildcat to go 5-of-5 or better from beyond the arc.
- ▶ Had a game-high 19 points off the bench in the win at Creighton (12/13/25), including scoring 6 of the team's last 10 points.
- ▶ Played 23 minutes at No. 9/10 Kansas (1/18/25), posting 6 points on 2-of-4 field goals, including 2-of-3 from 3-point range, to go with 2 steals.

BACKGROUND

- ▶ Played his senior season at prep powerhouse Sunrise Christian Academy in Bel Aire, Kan., leading the team in scoring (13.2 ppg.) and free throw percentage.
- ▶ Played for former Wildcat **Clet Stewart** at Bartlesville High School, where he became the school's all-time leading scorer with 1,594 points.

2025-26 GAME-BY-GAME STATISTICS

Date	Opponent	GS	MIN	FG	3PT	FT	O	D	TR	PF	AST	TO	BLK	STL	PTS	+/-
Nov. 4	UNC GREENSBORO		13	3-5	1-2	0-2	0	0	0	0	2	1	0	0	7	-13
Nov. 8	BELLARMINE		12	7-7	5-5	0-0	0	1	1	2	1	2	0	0	19	8
Nov. 13	CALIFORNIA		23	6-9	4-6	0-0	0	4	4	1	2	1	0	0	16	2
Nov. 17	TULSA		24	4-10	1-5	3-3	0	1	1	1	2	2	0	1	12	-2
Nov. 20	vs. Mississippi State		24	3-7	1-2	2-2	1	2	3	2	2	0	0	0	9	20
Nov. 21	vs. Nebraska		21	1-6	1-5	5-6	1	1	2	1	2	1	0	1	8	2
Nov. 25	@Indiana		29	2-9	1-5	2-2	1	0	1	2	2	2	0	0	7	-16
Dec. 1	BOWLING GREEN	*	33	8-15	3-9	3-4	1	0	1	1	1	1	0	0	22	-10
Dec. 6	SETON HALL	*	31	4-14	1-8	1-2	1	4	5	3	3	1	0	0	10	-10
Dec. 8	MISSISSIPPI VALLEY		25	6-11	5-8	2-2	0	3	3	0	5	3	0	1	19	44
Dec. 13	@Creighton		23	7-11	2-4	3-3	1	1	2	3	3	0	1	1	19	14
Dec. 20	SOUTH DAKOTA		26	6-11	2-5	2-2	1	4	5	1	5	1	0	0	16	16
Dec. 28	ULM		21	4-11	1-7	0-0	1	4	5	1	3	2	0	0	9	2
Jan. 3	BYU*		27	6-14	0-5	1-2	0	2	2	3	0	1	0	0	13	-21
Jan. 7	@Arizona*		22	2-9	1-6	2-2	0	3	3	2	0	1	0	0	7	-13
Jan. 10	@Arizona State*		26	1-7	1-2	0-0	0	4	4	1	2	0	0	0	3	-4
Jan. 14	UCF*		21	2-4	1-2	0-1	0	1	1	1	0	1	0	0	5	-11
Jan. 17	@Oklahoma State*		14	1-3	1-2	0-0	0	2	2	2	3	2	0	1	3	5
Jan. 20	UTAH*	*	33	7-12	6-9	0-0	0	4	4	2	2	1	0	0	20	8
Jan. 24	KANSAS*	*	37	3-11	2-5	0-0	1	0	1	3	1	0	0	0	8	-20
Jan. 27	@West Virginia*	*	38	6-11	1-4	2-2	0	1	1	2	0	0	0	1	15	-6
Feb. 1	IOWA STATE*	*	30	4-10	3-4	0-0	0	0	0	3	2	2	0	0	11	-22
Feb. 7	@TCU*	*	40	3-10	3-8	2-2	0	0	0	5	2	1	0	1	11	-2
Feb. 11	CINCINNATI*	*	31	3-12	2-8	0-0	0	2	2	2	0	2	0	0	8	-17
Feb. 14	@Houston*	*	39	3-9	2-7	0-0	0	5	5	2	1	2	0	1	8	-20
Feb. 17	BAYLOR*	*	38	2-9	0-3	3-4	0	1	1	2	1	4	0	3	7	13
Feb. 21	@Texas Tech*	*	35	2-8	2-6	2-2	1	0	1	3	0	0	0	1	8	-20
Feb. 25	@Colorado*	*	37	4-12	0-4	0-0	0	0	0	3	3	2	0	0	8	-2
Feb. 28	TCU*	*	25	1-4	0-3	2-3	0	0	0	4	3	1	0	1	4	-9
Mar. 3	WEST VIRGINIA*	*	38	2-10	1-5	2-2	0	2	2	3	1	4	0	0	7	0
Mar. 7	@Kansas*															

CASTILLO'S CAREER STATS

YEAR	GP	GS	Min	Avg.	FGM	FGA	Pct.	3FGM	3FGA	Pct.	FTM	FTA	Pct.	Off	Def	Tot	Avg.	PF	Ast	TO	Blk	Stl	Pts	Avg.
2024-25 (Fr.)	32	2	319	10.0	19	86	.221	17	67	.254	22	25	.880	0	18	18	0.6	22	24	19	1	13	77	2.4
2025-26 (So.)	30	14	835	27.8	113	281	.402	54	154	.351	39	48	.813	10	52	62	2.1	61	54	41	1	13	319	10.6
Totals	62	16	1154	18.6	132	367	.360	71	221	.321	61	73	.836	10	70	80	1.3	83	78	60	2	26	396	6.4

14
W | JR.-1L



MOBII IKEGWURUKA

W | 6-6 | 220 | Jr.-1L | Galway, Ireland | Ellsworth [Iowa] Community College

mobiikee



2024 NJCAA Division II Second Team All-American
2024 First Team All-Region XI

SUPERLATIVES

	RFR	SO	JR	SR	CAR
10+ Points	21	—	—	—	21
15+ Points	18	—	—	—	18
20+ Points	13	—	—	—	13
5+ Rebounds	21	3	1	—	24
10+ Rebounds	10	—	—	—	10
3+ Assists	3	—	—	—	3
Multiple Steals	13	4	3	—	20
2+ Blocks	14	1	1	—	16
Double-Doubles	10	—	—	—	10

PERSONAL HIGHS

■ Points	
Season	4 vs. California (11/13/25)
Career	27 at Western Iowa Tech (12/9/23)
Big 12	8 vs. Oklahoma State (1/29/25)
■ Field Goals Made	
Season	2 vs. California (11/13/25)
Career	10 at Western Iowa Tech (12/9/23)
Big 12	3, twice
■ Field Goals Attempted	
Season	3, twice
Career	16, 5 times
Big 12	4, 5 times
■ 3-Point Field Goals Made	
Season	—
Career	1, 3 times
Big 12	—
■ 3-Point Field Goals Attempted	
Season	—
Career	2, twice
Big 12	—
■ Free Throws Made	
Season	1, 3 times
Career	11 at North Iowa Area (1/3/24)
Big 12	2, 4 times
■ Free Throws Attempted	
Season	2, 3 times
Career	14 at North Iowa Area (1/3/24)
Big 12	5 at BYU (2/15/25)
■ Rebounds	
Season	7 vs. Bowling Green (12/1/25)
Career	17 vs. Marshalltown (2/10/24)
Big 12	7, twice
■ Assists	
Season	2 vs. UNC Greensboro (11/4/25)
Career	3, multiple times
Big 12	1 vs. Arizona State (2/23/25)
■ Blocked Shots	
Season	2 vs. UNC Greensboro (11/4/25)
Career	6 at South Suburban (3/22/24)
Big 12	2 at Utah (2/17/25)
■ Steals	
Season	2, 3 times
Career	5, twice
Big 12	3, twice
■ Minutes	
Season	17 vs. UNC Greensboro (11/4/25)
Career	34, twice
Big 12	18 vs. Arizona State (2/23/25)

SEASON STATS

PPG	RPG	BPG	FG%	3FG%	FT%
1.9	2.0	0.4	57.1	—	50.0

IKEGWURUKA AT A GLANCE

- ▶ Has missed the last 15 games as he deals with a private matter... Has missed 20 games in total this season.
- ▶ Earned his first career start at K-State vs. UNC Greensboro (11/4/25)... Has come off the bench in 9 games... Has played in 34 career games.
- ▶ Returned vs. No. 10/10 BYU (1/3/26) after missing the previous 4 games due to some nagging injuries, recording 2 points, 2 steals and a rebound in 14 minutes.
- ▶ Scored 4 points at No. 1/2 Arizona (1/7/26) with 2 steals in 6 minutes.
- ▶ Grabbed a season-high 7 rebounds in 15 minutes vs. Bowling Green (12/1/25).
- ▶ Chipped in all around in the win over UNC Greensboro (11/4/25), posting 3 points, 3 rebounds, 2 assists, 2 blocks and a steal in 17 minutes... Also had 3 points vs. Bellarmine (11/8/25) with 4 rebounds and an assist.
- ▶ Played his best all-around game vs. Oklahoma State (1/29/25) with a season-high 8 points on 3-of-4 field goals to go with 3 rebounds and 3 steals... Followed with 4 points and 3 rebounds in the win at No. 3/3 Iowa State (2/1/25)... Had 6 points in the win over No. 16/17 Kansas (2/8/25) with a pair of steals.
- ▶ Scored his first points vs. Drake (12/17/24), posting 4 points on 2-of-2 field goals with 1 rebound and 1 steal in 10 minutes.

LAST GAME (at 1/2 Arizona (1/7/26))

MIN	PTS	REBS	ASTS	BLKS	STLS
6	4	0	0	0	2

TOP PERFORMANCES

- ▶ Scored a career-high 27 points at Western Iowa Tech (12/9/23)... Rattled off 7 consecutive 20-point games to end the regular season at Ellsworth.
- ▶ Scored season-high 8 points vs. Oklahoma State (1/29/25) on 3-of-4 field goals to go with 3 rebounds and 3 steals in 12 minutes.
- ▶ Grabbed a season-high 3 steals twice, vs. Oklahoma State (1/29/25) and No. 13/13 Arizona (2/11/25).
- ▶ Tied a high with 7 rebounds vs. Arizona State (2/23/25) in a high 18 minutes.
- ▶ Posted a pair of blocks at Utah (2/17/25).

BACKGROUND

- ▶ Transferred to K-State in May 2024 after 2 seasons at Ellsworth Community College in Ellsworth, Iowa, redshirting in 2022-23.
- ▶ Earned NJCAA Second Team All-American honors in leading the Panthers to 29 wins and a fourth-place finish at the NJCAA Division II Championship.
- ▶ Averaged a double-double (19 ppg., 10.3 rpg.) as a redshirt freshman at Ellsworth Community College, where he helped the school to its first national tournament appearance in 38 seasons and the highest finish in 1977.

2025-26 GAME-BY-GAME STATISTICS

Date	Opponent	GS	MIN	FG	3PT	FT	O	D	TR	PF	AST	TO	BLK	STL	PTS	+/-
Nov. 4	UNC GREENSBORO	*	17	1-1	0-0	1-2	1	2	3	2	2	0	2	1	3	-2
Nov. 8	BELLARMINE		16	1-1	0-0	1-2	3	1	4	2	1	2	0	0	3	8
Nov. 13	CALIFORNIA		17	2-3	0-0	0-0	0	1	1	2	0	0	0	0	4	-5
Nov. 17	TULSA		DNP													
Nov. 20	vs. Mississippi State		13	1-1	0-0	0-0	0	2	2	2	0	2	1	1	2	12
Nov. 21	vs. Nebraska		7	0-1	0-0	0-0	0	0	0	1	0	0	0	0	0	0
Nov. 25	@Indiana		15	0-0	0-0	0-0	1	1	2	4	0	0	1	2	0	-3
Dec. 1	BOWLING GREEN		15	0-2	0-0	0-0	2	5	7	4	1	0	0	0	0	-11
Dec. 6	SETON HALL		5	0-0	0-0	1-2	0	0	0	2	0	1	0	0	1	-2
Dec. 8	MISSISSIPPI VALLEY		DNP													
Dec. 13	@Creighton		DNP													
Dec. 20	SOUTH DAKOTA		DNP													
Dec. 28	ULM		DNP													
Jan. 3	BYU*		14	1-3	0-0	0-0	0	1	1	1	0	1	0	2	2	-5
Jan. 7	@Arizona*		6	2-2	0-0	0-0	0	0	0	2	0	0	0	2	4	-1
Jan. 10	@Arizona State*		DNP													
Jan. 14	UCF*		DNP													
Jan. 17	@Oklahoma State*		DNP													
Jan. 20	UTAH*		DNP													
Jan. 24	KANSAS*		DNP													
Jan. 27	@West Virginia*		DNP													
Feb. 1	IOWA STATE*		DNP													
Feb. 7	@TCU*		DNP													
Feb. 11	CINCINNATI*		DNP													
Feb. 14	@Houston*		DNP													
Feb. 17	BAYLOR*		DNP													
Feb. 21	@Texas Tech*		DNP													
Feb. 25	@Colorado*		DNP													
Feb. 28	TCU*		DNP													
Mar. 3	WEST VIRGINIA*		DNP													
Mar. 7	@Kansas*															

IKEGWURUKA'S CAREER STATS

YEAR	GP	GS	Min	Avg.	FGM	FGA	Pct.	3FGM	3FGA	Pct.	FTM	FTA	Pct.	Off	Def	Tot	Avg.	PF	Ast	TO	Blk	Stl	Pts	Avg.
2024-25 (So.)	24	0	192	8.0	21	35	.600	0	0	.000	9	17	.529	18	39	57	2.4	27	2	9	5	14	51	2.1
2025-26 (Jr.)	10	1	125	12.5	8	14	.571	0	0	.000	3	6	.500	7	13	20	2.0	22	4	6	4	8	19	1.9
Totals	34	1	317	9.3	29	49	.592	0	0	.000	12	23	.522	25	52	77	2.3	49	6	15	9	22	70	2.1

15

W | JR.-2L



TAJ MANNING

W | 6-7 | 230 | Jr.-2L | Grandview, Mo. | La Lumiere [Ind.] School

X @TajManning / taj.manning

SUPERLATIVES

	RFR	SO	JR	SR	CAR
10+ Points	—	—	3	—	3
20+ Points	—	—	—	—	—
2+ 3FGM	—	1	1	—	2
5+ Rebounds	—	—	16	—	16
10+ Rebounds	—	—	1	—	1
3+ Assists	—	—	3	—	3
Multiple Steals	—	—	5	—	5
2+ Blocks	—	—	7	—	7
Double-Double	—	—	—	—	—

PERSONAL HIGHS

■ Points	
Season	10, 3 times
Career	10, 3 times
Big 12	10, 3 times
■ Field Goals Made	
Season	5 vs. UCF (1/14/26)
Career	5 vs. UCF (1/14/26)
Big 12	5 vs. UCF (1/14/26)
■ Field Goals Attempted	
Season	9 vs. UCF (1/14/26)
Career	9 vs. UCF (1/14/26)
Big 12	9 vs. UCF (1/14/26)
■ 3-Point Field Goals Made	
Season	2 vs. Kansas (1/24/26)
Career	2, twice
Big 12	2 vs. Kansas (1/24/26)
■ 3-Point Field Goals Attempted	
Season	4, twice
Career	4, twice
Big 12	4, twice
■ Free Throws Made	
Season	4, 3 times
Career	4, 3 times
Big 12	4, 3 times
■ Free Throws Attempted	
Season	7 at Houston (2/14/26)
Career	7 at Houston (2/14/26)
Big 12	7 at Houston (2/14/26)
■ Rebounds	
Season	10 vs. TCU (2/28/26)
Career	10 vs. TCU (2/28/26)
Big 12	10 vs. TCU (2/28/26)
■ Assists	
Season	4 vs. Cincinnati (2/11/26)
Career	4 vs. Cincinnati (2/11/26)
Big 12	4 vs. Cincinnati (2/11/26)
■ Blocked Shots	
Season	3 at Texas Tech (2/21/26)
Career	3 at Texas Tech (2/21/26)
Big 12	3 at Texas Tech (2/21/26)
■ Steals	
Season	3, twice
Career	3, twice
Big 12	3, twice
■ Minutes	
Season	35 vs. Utah (1/20/26)
Career	35 vs. Utah (1/20/26)
Big 12	35 vs. Utah (1/20/26)

SEASON STATS

PPG	RPG	BPG	FG%	3FG%	FT%
4.1	5.1	0.8	47.8	16.0	67.9

MANNING AT A GLANCE

- ▶ Has played in 28 of 30 games with 15 starts... Role has increased with injuries, as he came off the bench in 11 of the first 13 games before earning starts in 15 of the last 17 games, including each of the last 14... Averaging 20.1 minutes per game, including 29.0 minutes in his last 14 starts.
- ▶ Has been on the team longer than anyone, joining in 2022-23... Was redshirt as a freshman before playing 14 games with a start as a sophomore in 2023-24 and 8 games in 2024-25... Has played in 50 career games with 16 starts.
- ▶ Averaging 21.1 minutes per game in the last 23 games, including a career-best 35 minutes vs. Utah (1/20/26)... Averaging 4.8 points on 47.6 percent (42-of-88) shooting with 6.0 rebounds per game in this 23-game span.
- ▶ Has scored in 22 of 28 games played, including 3 double-digit scoring games... Tied his career-high for the third time this season (UCF and Houston) with 10 points on 4-of-8 field goals and 2-of-2 free throws at No. 13/13 Texas Tech.
- ▶ Has grabbed 138 of 144 rebounds in the last 23 games, including a career-best 10 vs. TCU (2/28/26) and 9 in 2 other contests.
- ▶ Averaging 5.2 points on 47.2 percent (34-of-72) shooting with 6.3 rebounds, 1.4 assists, 1.0 blocks and 1.0 steals in 27.2 minutes per game in Big 12 play.
- ▶ Earned his second career start and first of the season vs. No. 10/10 BYU (1/3/26) with 4 points, 6 rebounds, 1 block and 1 assist in 18 minutes.

LAST GAME (vs. West Virginia (3/3/26))

MIN	PTS	REBS	ASTS	BLKS	STLS
33	8	7	2	0	1

TOP PERFORMANCES

- ▶ Played a career-high 35 minutes in the win over Utah (1/20/26).
- ▶ Tied his career-best with 10 points at No. 3/3 Houston (2/14/26) on 3-of-4 field goals and 4-of-7 free throws to go with 6 rebounds, 3 assists and 2 steals.
- ▶ Scored in double figures for the first time vs. UCF (1/14/26) with 10 points on 5-of-9 shooting to go with career-tying 7 rebounds and 3 assists in 32 minutes.
- ▶ Collected a career-high 10 rebounds vs. TCU (2/28/26).
- ▶ Grabbed then career-best 9 rebounds vs. Cincinnati (2/11/26) to go with 4 assists, 2 blocks and 2 steals in 30 minutes.
- ▶ Played perhaps his best all-around game at Arizona State (1/10/26) with 6 points, 5 rebounds, 3 steals and 2 blocks in 20 minutes.
- ▶ Scored his first career points vs. Central Arkansas (11/22/23), posting 3 points on 1-of-1 field goals and 1-of-2 free throws in 9 minutes.

BACKGROUND

- ▶ Was signed by the previous coaching staff on Nov. 10, 2021.
- ▶ Played locally at Grandview (2018-20) and Bishop Miege High Schools (2020-21) in the Kansas City area, winning a Missouri Class 4A title with a 29-2 record with the Bulldogs and a Kansas Class 6A title with a 22-1 record with the Stags.

2025-26 GAME-BY-GAME STATISTICS

Date	Opponent	GS	MIN	FG	3PT	FT	O	D	TR	PF	AST	TO	BLK	STL	PTS	+/-
Nov. 4	UNC GREENSBORO		3	0-0	0-0	0-0	0	1	1	1	0	0	1	0	0	-3
Nov. 8	BELLARMINE		2	0-0	0-0	0-0	0	2	2	0	0	1	0	0	0	3
Nov. 13	CALIFORNIA		DNP													
Nov. 17	TULSA		7	1-1	0-0	0-0	1	1	2	1	0	0	0	0	2	-3
Nov. 20	vs. Mississippi State		3	1-1	0-0	0-0	0	0	0	0	1	0	0	0	2	-1
Nov. 21	vs. Nebraska		DNP													
Nov. 25	@Indiana		0+	0-0	0-0	0-0	0	1	1	0	0	0	0	0	0	6
Dec. 1	BOWLING GREEN		13	0-1	0-1	2-2	2	2	4	0	0	0	0	0	2	-4
Dec. 6	SETON HALL		8	0-2	0-2	0-0	1	3	4	0	0	0	0	1	0	9
Dec. 8	MISSISSIPPI VALLEY		18	2-4	0-1	0-0	3	3	6	0	0	0	0	1	4	18
Dec. 13	@Creighton		13	1-2	0-0	0-0	2	3	5	0	0	0	0	0	2	10
Dec. 20	SOUTH DAKOTA		20	2-4	0-1	2-2	1	4	5	1	0	1	2	0	6	32
Dec. 28	ULM		13	3-5	1-3	1-2	4	3	7	1	2	0	0	1	8	8
Jan. 3	BYU*		* 18	2-4	0-1	0-0	3	3	6	3	1	1	1	0	4	-8
Jan. 7	@Arizona*		19	1-3	1-2	1-2	5	2	7	2	2	0	0	1	4	-6
Jan. 10	@Arizona State*		20	1-2	0-1	4-4	2	2	4	4	0	0	2	3	6	-12
Jan. 14	UCF*		* 32	5-9	0-4	0-0	3	4	7	4	3	2	0	0	10	3
Jan. 17	@Oklahoma State*		* 26	2-2	0-0	0-0	3	2	5	4	1	1	2	0	4	-8
Jan. 20	UTAH*		* 35	1-2	0-0	0-0	2	2	4	2	1	1	1	2	2	-2
Jan. 24	KANSAS*		* 23	3-6	2-4	0-0	3	1	4	4	1	1	0	3	8	-14
Jan. 27	@West Virginia*		* 27	2-5	0-1	0-0	3	6	9	4	0	1	1	1	4	-7
Feb. 1	IOWA STATE*		* 31	0-3	0-1	0-0	1	3	4	4	1	1	2	0	0	-37
Feb. 7	@TCU*		* 23	2-4	0-0	0-0	3	3	6	5	2	0	0	0	4	-3
Feb. 11	CINCINNATI*		* 30	1-3	0-0	0-0	4	5	9	1	4	2	2	2	2	-15
Feb. 14	@Houston*		* 30	3-4	0-1	4-7	2	4	6	3	3	3	0	2	10	-7
Feb. 17	BAYLOR*		* 31	0-1	0-0	0-0	2	6	8	2	2	1	0	0	0	8
Feb. 21	@Texas Tech*		* 25	4-8	0-1	2-2	1	4	5	1	1	0	3	0	10	-18
Feb. 25	@Colorado*		* 29	2-4	0-0	2-3	3	3	6	5	0	0	1	1	6	9
Feb. 28	TCU*		* 30	3-8	0-0	1-4	2	8	10	3	0	3	2	1	7	-8
Mar. 3	WEST VIRGINIA*		* 33	2-4	0-1	4-5	3	4	7	2	2	0	0	1	8	4
Mar. 7	@Kansas*															

MANNING'S CAREER STATS

YEAR	GP	GS	Min	Avg.	FGM	FGA	Pct.	3FGM	3FGA	Pct.	FTM	FTA	Pct.	Off	Def	Tot	Avg.	PF	Ast	TO	Blk	Stl	Pts	Avg.
2023-24 (Rfr.)	14	1	68	4.9	5	8	.625	1	3	.333	3	7	.429	6	10	16	1.1	13	2	1	0	2	14	1.0
2024-25 (So.)	8	0	21	2.7	2	4	.500	2	4	.500	0	0	.000	1	5	6	0.8	4	0	1	0	1	6	0.8
2025-26 (Jr.)	28	15	562	20.1	44	92	.478	4	25	.160	23	33	.697	59	85	144	5.1	57	27	19	21	20	115	4.1
Totals	50	16	651	13.0	51	104	.490	7	32	.219	26	40	.650	66	100	166	3.3	74	29	21	21	23	135	2.7

21

W | SR-TR



KHAMARI McGRIFF

W | 6-9 | 230 | Sr-TR | Tallahassee, Fla. | James S. Rickards | UNC Wilmington

X @KhamariMcGriff / Instagram khamarimm



2024-25 All-CAA Tournament Team (UNC Wilmington)
2024-25 CAA's Dean Ehlers Leadership Award (UNC Wilmington)

SUPERLATIVES

	RFR	SO	JR	SR	CAR
10+ Points	—	1	22	10	33
15+ Points	—	—	9	4	13
20+ Points	—	—	2	1	3
30+ Points	—	—	1	—	1
5+ Rebounds	—	8	13	11	32
10+ Rebounds	—	1	1	—	2
Multiple Steals	—	—	1	3	4
2+ Blocks	1	6	10	8	25
Double-Doubles	—	—	1	—	1

PERSONAL HIGHS

Points	
Season	21 vs. California (11/13/25)
Career	34 at Howard (12/14/24)
Big 12	18 vs. West Virginia (3/3/26)
Field Goals Made	
Season	8, twice
Career	14 at Howard (12/14/24)
Big 12	7, twice
Field Goals Attempted	
Season	11 vs. California (11/13/25)
Career	16 at Howard (12/14/24)
Big 12	9, twice
3-Point Field Goals Made	
Season	1 at Creighton (12/13/25)
Career	1, 3 times
Big 12	—
3-Point Field Goals Attempted	
Season	1, 3 times
Career	1, 6 times
Big 12	1 vs. BYU (1/3/26)
Free Throws Made	
Season	6 vs. West Virginia (3/3/26)
Career	7, twice
Big 12	6 vs. West Virginia (3/3/26)
Free Throws Attempted	
Season	8 vs. West Virginia (3/3/26)
Career	10 vs. Georgia Southern (11/8/24)
Big 12	8 vs. West Virginia (3/3/26)
Rebounds	
Season	9 vs. Tulsa (11/17/25)
Career	12 vs. Georgia Southern (11/8/24)
Big 12	8, twice
Assists	
Season	4, twice
Career	4, twice
Big 12	4, twice
Blocked Shots	
Season	4 vs. South Dakota (12/20/25)
Career	4, 4 times
Big 12	3 at TCU (2/7/26)
Steals	
Season	2, 3 times
Career	2, 6 times
Big 12	1, 5 times
Minutes	
Season	33 vs. UCF (1/14/26)
Career	33 vs. UCF (1/14/26)
Big 12	33 vs. UCF (1/14/26)

SEASON STATS

PPG	RPG	BPG	FG%	3FG%	FT%
9.3	4.3	1.1	69.2	20.0	70.0

McGRIFF AT A GLANCE

- ▶ Has started all 26 games he has played this season, missing 4 straight games due to injury from Jan. 20-Feb. 1... Has started the last 8 games since returning at TCU (2/7/26)... Has now played in 111 career games, including 68 starts.
- ▶ Has one of the top field goal percentages in the country at 69.2 percent, as he has hit on 99-of-143 field goal attempts, going 2-of-2 or better in 6 games... Has a career 68.3 field goal percentage while averaging 4 field goal attempts/game.
- ▶ Scored a game-tying 18 points in the win over West Virginia (3/3/26), as he went 6-of-9 from the field and 6-of-8 from the line in nearly 30 minutes.
- ▶ Has scored in 25 games, including 10 in double figures... Has now scored in double figures in 33 times with two 20-point games and one 30-point game.
- ▶ Went a 7-of-7 from the field with 14 points at Oklahoma State (1/17/26) with a career-best 4 assists, becoming the eighth Wildcat to go 7-of-7 or better from the field in a conference game and first since **Antonio Gordon** vs. Baylor in 2020... Also went a perfect 8-of-8 from the field vs. Bellarmine (11/8/25).
- ▶ Had 15 points vs. UCF (1/14/26) on 7-of-9 field goals in career-best 33 minutes... Also scored 12 points in the Big 12 opener vs. BYU (1/3/26).
- ▶ Collected his first 20-point game as a Wildcat with a season-high 21 points vs. Cal (11/13/25) on 8-of-11 field goals in just 20 minutes of action.

LAST GAME (vs. West Virginia (3/3/26))

MIN	PTS	REBS	ASTS	BLKS	STLS
30	18	7	0	2	1

TOP PERFORMANCES

- ▶ Posted a career-high 34 points at Howard (12/14/24) while playing at UNC Wilmington, connecting on 14-of-16 field goals and 5-of-8 free throws.
- ▶ Tallied just his third game of 20 or more points with a season-high 21 points vs. Cal (11/13/25) on 8-of-11 field goals in 20 minutes.
- ▶ Scored 18 points in the home finale win over West Virginia (3/3/26), hitting on 6-of-9 field goals and 6-of-8 free throws to go with 7 rebounds in 30 minutes.
- ▶ Nearly collected his first double-double as a Wildcat in the win over Tulsa (11/17/25) with 13 points and 9 rebounds in 25 minutes.
- ▶ Earned his first career double-double vs. Georgia Southern (11/8/24) with 21 points and 12 rebounds while playing at UNC Wilmington.
- ▶ Had a career-tying 4 blocks vs. South Dakota (12/20/25).

BACKGROUND

- ▶ Transferred to K-State in May 2025 after 4 seasons at UNC Wilmington (2021-25) where he was part of 99 wins, 3 CAA Championships (2 regular season and 1 tournament), a CBI title (2022) and 1 NCAA Tournament appearance (2025).
- ▶ Had a career year at UNCW in 2024-25, averaging 11.5 points on 65.1 percent shooting... Led the CAA in field goal percentage (64.1) in league-only games.

2025-26 GAME-BY-GAME STATISTICS

Date	Opponent	GS	MIN	FG	3PT	FT	O	D	TR	PF	AST	TO	BLK	STL	PTS	+/-
Nov. 4	UNC GREENSBORO	*	14	2-3	0-0	0-0	0	4	4	5	1	1	0	0	4	19
Nov. 8	BELLARMINE	*	14	8-8	0-0	0-0	2	0	2	2	0	1	0	1	16	22
Nov. 13	CALIFORNIA	*	20	8-11	0-1	5-5	1	1	2	3	0	0	0	2	21	6
Nov. 17	TULSA	*	25	4-6	0-0	5-6	3	6	9	3	2	0	1	1	13	6
Nov. 20	vs. Mississippi State	*	17	4-4	0-0	0-0	0	3	3	3	1	0	1	0	8	9
Nov. 21	vs. Nebraska	*	28	3-3	0-0	2-2	2	2	4	3	1	1	2	1	8	4
Nov. 25	@Indiana	*	10	1-1	0-0	0-0	0	1	1	3	1	1	0	0	2	-10
Dec. 1	BOWLING GREEN	*	23	4-5	0-0	1-5	2	3	5	4	2	1	3	0	9	-4
Dec. 6	SETON HALL	*	21	5-8	0-0	2-6	7	1	8	2	1	1	3	1	12	-6
Dec. 8	MISSISSIPPI VALLEY	*	21	2-2	0-0	4-4	1	3	4	3	2	2	1	0	8	28
Dec. 13	@Creighton	*	28	3-7	1-1	5-6	3	3	6	2	0	1	2	0	12	3
Dec. 20	SOUTH DAKOTA	*	19	5-10	0-1	0-2	3	2	5	4	1	1	4	2	10	8
Dec. 28	ULM	*	22	3-4	0-0	2-3	3	2	5	3	1	1	1	2	8	-2
Jan. 3	BYU*	*	25	5-7	0-1	2-2	1	7	8	4	2	0	1	1	12	-5
Jan. 7	@Arizona*	*	9	2-2	0-0	0-0	1	0	1	5	0	0	0	0	4	-13
Jan. 10	@Arizona State*	*	14	4-7	0-0	0-0	1	2	3	4	1	1	0	1	8	4
Jan. 14	UCF*	*	33	7-9	0-0	1-2	1	4	5	2	1	1	0	0	15	3
Jan. 17	@Oklahoma State*	*	14	7-7	0-0	0-0	2	1	3	5	4	1	1	0	14	8
Jan. 20	UTAH*			DNP												
Jan. 24	KANSAS*			DNP												
Jan. 27	@West Virginia*			DNP												
Feb. 1	IOWA STATE*			DNP												
Feb. 7	@TCU*	*	24	3-4	0-0	0-0	0	2	2	3	4	1	3	0	6	-2
Feb. 11	CINCINNATI*	*	23	2-3	0-1	3-5	1	2	3	2	0	4	0	0	7	-26
Feb. 14	@Houston*	*	14	0-1	0-0	2-2	0	4	4	4	1	2	0	0	2	-1
Feb. 17	BAYLOR*	*	20	2-3	0-0	0-0	0	1	1	4	1	1	2	1	4	3
Feb. 21	@Texas Tech*	*	23	4-8	0-0	0-0	1	7	8	5	1	0	0	0	8	-7
Feb. 25	@Colorado*	*	17	1-5	0-0	2-2	0	5	5	2	0	2	1	1	4	-15
Feb. 28	TCU*	*	18	4-6	0-0	0-0	2	1	3	5	0	0	0	1	8	-6
Mar. 3	WEST VIRGINIA*	*	30	6-9	0-0	6-8	3	4	7	2	0	1	2	1	18	1
Mar. 7	@Kansas*															

McGRIFF'S CAREER STATS

YEAR	GP	GS	Min	Avg.	FGM	FGA	Pct.	3FGM	3FGA	Pct.	FTM	FTA	Pct.	Off	Def	Tot	Avg.	PF	Ast	TO	Blk	Stl	Pts	Avg.
*2021-22 (Fr.)	2	0	10	4.9	2	3	.667	0	0	.000	1	3	.333	0	1	1	0.5	0	0	0	0	0	5	2.5
*2022-23 (Rfr.)	18	0	95	5.3	12	14	.857	0	0	.000	1	7	.143	8	8	16	0.9	17	6	3	8	2	25	1.4
*2023-24 (So.)	31	30	518	16.7	46	61	.754	0	0	.000	26	34	.765	45	63	108	3.5	55	7	19	23	10	118	3.8
*2024-25 (Jr.)	34	12	656	19.3	164	252	.651	2	3	.667	61	88	.693	53	83	136	4.0	71	23	33	39	13	391	11.5
2025-26 (Sr.)	26	26	525	20.2	99	143	.692	1	5	.200	42	60	.700	40	71	111	4.3	87	28	25	28	16	241	9.3
Totals	111	68	1805	16.3	323	473	.683	3	8	.375	131	192	.682	146	226	372	3.4	230	64	80	98	41	780	7.0



*at UNC Wilmington

22

C | JR.-FY



DORIN BUCA

C | 7-2 | 254 | Jr.-FY | Perugia, Italy | Akern Libertas Livorno

dorin._buca

SUPERLATIVES

	JR	SR	CAR
10+ Points	—	7	1
15+ Points	—	1	—
20+ Points	—	—	—
5+ Rebounds	—	24	7
10+ Rebounds	—	4	1
3+ Assists	—	1	1
Multiple Steals	—	—	—
2+ Blocks	—	14	7
Double-Doubles	—	1	—

PERSONAL HIGHS

Points	
Season	12 at Arizona (1/7/26)
Career	15 vs. Piazenza (3/8/25)
Big 12	12 at Arizona (1/7/26)
Field Goals Made	
Season	5 at Arizona (1/7/26)
Career	6, twice
Big 12	5 at Arizona (1/7/26)
Field Goals Attempted	
Season	7 at Arizona (1/7/26)
Career	11 vs. Cento (3/23/25)
Big 12	7 at Arizona (1/7/26)
3-Point Field Goals Made	
Season	2 at Arizona (1/7/26)
Career	2 at Arizona (1/7/26)
Big 12	2 at Arizona (1/7/26)
3-Point Field Goals Attempted	
Season	2 at Arizona (1/7/26)
Career	2 at Arizona (1/7/26)
Big 12	2 at Arizona (1/7/26)
Free Throws Made	
Season	3, twice
Career	4, 4 times
Big 12	1, twice
Free Throws Attempted	
Season	4 vs. Mississippi Valley (12/8/25)
Career	8 vs. Pesaro (3/30/25)
Big 12	2, 3 times
Rebounds	
Season	11 vs. Kansas (1/24/26)
Career	12, twice
Big 12	11 vs. Kansas (1/24/26)
Assists	
Season	3 vs. BYU (1/3/26)
Career	3, twice
Big 12	3 vs. BYU (1/3/26)
Blocked Shots	
Season	5 vs. Mississippi Valley (12/8/25)
Career	5, twice
Big 12	3, twice
Steals	
Season	1, 5 times
Career	2, twice
Big 12	1, 5 times
Minutes	
Season	26 vs. Kansas (1/24/26)
Career	33 vs. Cento (3/23/25)
Big 12	26 vs. Kansas (1/24/26)

SEASON STATS

PPG	RPG	BPG	FG%	3FG%	FT%
3.2	3.3	1.3	50.7	18.2	53.3

BUCA AT A GLANCE

- One of the tallest players in school history, just one inch short than 7-foot-3 Jason Bennett, who played from the Wildcats from 2006-07... He is one of 9 players in school history to measure 7-foot or taller.
- Got injured at No. 13/13 Texas Tech (2/21/26), playing just 4 minutes... Did not play vs Colorado (2/25/26) and TCU (2/28/26) before returning vs. West Virginia.
- Has averaged 12.8 minutes per game off the bench in playing in 27 games... Has started 4 games, including his first start in the win over Utah (1/20/26)... Played a season-high 26 minutes vs. No. 19/19 Kansas (1/24/26).
- Has a team-leading 35 blocks with at least one in 20 of 27 games played.
- Recorded the 38th game of 5 or more blocks at K-State vs. Mississippi Valley (12/8/25) to go with 5 points, 5 rebounds and an assist in 20 minutes.
- Has scored in 20 of 26 games played with a season-high 12 points at No. 1/2 Arizona (1/7/26) on 5-of-7 field goals, including 2-of-2 from 3-point range... Also had 8 points vs. South Dakota (12/20/25) and 7 points vs. ULM (12/28/25).
- Grabbed a season-high 11 rebounds vs. No. 19/19 Kansas (1/24/26) to go with 6 points on 3-of-6 shooting with a block and a steal in a season-best 26 minutes.
- Was solid all-around vs. Seton Hall (12/6/25) with 5 points, 7 rebounds, 3 blocks and 2 assists in 17 minutes.

LAST GAME (vs. West Virginia (3/3/26))

MIN	PTS	REBS	ASTS	BLKS	STLS
4	0	0	0	1	0

TOP PERFORMANCES

- Scored a season-high 12 points at No. 1/2 Arizona (1/7/26) in 17 minutes... It was his first career double-digit scoring game at K-State.
- Collected a season-high 11 rebounds vs. No. 19/19 Kansas (1/24/26) to go with 6 points, a steal and a block in a season-best 26 minutes.
- Scored 8 points vs. South Dakota (12/20/25) in 14 minutes.
- Posted 4 blocks in the win over Cal (11/13/25) to go with 2 points and 2 assists in 12 minutes of action.
- Had a season-high 7 boards with 3 blocks in 17 minutes vs. Seton Hall (12/6/25).
- Scored a career-high 15 points vs. Piazenza (3/8/25) while with Akern Libertas Livorno on 6-of-10 field goals.

BACKGROUND

- First-ever Italian-born basketball player at K-State... One of just 24 foreign-born players in school history and one of 7 from the European continent.
- Began career with Basket Perugia in the Italian Serie C in 2019-20, spending 2 seasons before moving to Sana Basketball Academy Siena in Serie C in 2022-23... Was promoted to Libertas 1947 Livorno in the Italian Serie B, helping them to the 2024 Italian Serie B Cup Finals and the Serie B Nazionale Group B Championship... Played for Akern Libertas Livorno in 2024-25.

2025-26 GAME-BY-GAME STATISTICS

Date	Opponent	GS	MIN	FG	3PT	FT	O	D	TR	PF	AST	TO	BLK	STL	PTS	+/-
Nov. 4	UNC GREENSBORO		3	0-1	0-0	0-2	1	0	1	1	0	0	1	0	0	0
Nov. 8	BELLARMINE		8	0-2	0-0	1-2	2	0	2	1	0	1	1	0	1	6
Nov. 13	CALIFORNIA		12	1-1	0-0	0-0	1	1	2	0	2	2	4	0	2	11
Nov. 17	TULSA		15	1-2	0-0	0-0	2	2	4	3	1	0	1	0	2	-5
Nov. 20	vs. Mississippi State		11	1-3	0-1	0-0	1	2	3	1	0	1	1	0	2	4
Nov. 21	vs. Nebraska		3	0-0	0-0	0-0	0	0	0	0	0	0	0	0	0	-4
Nov. 25	@Indiana		6	0-0	0-0	2-2	1	1	2	1	0	2	1	0	2	-10
Dec. 1	BOWLING GREEN		DNP													
Dec. 6	SETON HALL		17	2-2	0-0	1-2	2	5	7	1	2	2	3	0	5	0
Dec. 8	MISSISSIPPI VALLEY		20	1-3	0-1	3-4	0	5	5	3	1	1	5	0	5	31
Dec. 13	@Creighton		11	1-3	0-0	3-3	2	3	5	2	1	1	0	0	5	3
Dec. 20	SOUTH DAKOTA		14	3-4	0-0	2-2	2	3	5	5	1	0	1	0	8	19
Dec. 28	ULM		13	3-4	0-1	1-3	1	2	3	1	0	1	1	0	7	8
Jan. 3	BYU*		15	0-2	0-0	0-2	1	0	1	3	3	1	0	1	0	-5
Jan. 7	@Arizona*		17	5-7	2-2	0-0	1	1	2	5	0	1	3	1	12	-14
Jan. 10	@Arizona State*		19	2-5	0-0	1-2	5	3	8	2	1	0	1	0	5	-3
Jan. 14	UCF*		8	0-0	0-0	1-2	0	3	3	2	0	2	0	0	1	-16
Jan. 17	@Oklahoma State*		21	2-4	0-1	0-0	1	6	7	1	1	2	2	1	4	0
Jan. 20	UTAH*		* 14	0-2	0-1	0-0	0	1	1	3	0	0	1	0	0	-12
Jan. 24	KANSAS*		* 26	3-6	0-1	0-2	8	3	11	2	0	0	1	1	6	-7
Jan. 27	@West Virginia*		* 22	0-2	0-0	0-0	1	1	2	1	0	0	3	0	0	-5
Feb. 1	IOWA STATE*		* 23	3-3	0-0	0-0	1	1	2	3	0	3	1	1	6	-12
Feb. 7	@TCU*		4	0-1	0-0	1-2	2	0	2	2	0	0	0	0	1	3
Feb. 11	CINCINNATI*		12	2-3	0-1	0-0	2	2	4	2	0	2	1	0	4	-4
Feb. 14	@Houston*		14	2-4	0-1	0-0	2	2	4	5	1	1	2	0	4	-4
Feb. 17	BAYLOR*		13	1-1	0-0	0-0	0	3	3	3	0	3	0	0	2	19
Feb. 21	@Texas Tech*		4	1-1	0-0	0-0	0	0	0	0	0	1	0	0	0	-7
Feb. 25	@Colorado*		DNP													
Feb. 28	TCU*		DNP													
Mar. 3	WEST VIRGINIA*		4	0-1	0-1	0-0	0	0	0	1	0	1	1	0	0	-2
Mar. 7	@Kansas*															

BUCA'S CAREER STATS

YEAR	GP	GS	Min	Avg.	FGM	FGA	Pct.	3FGM	3FGA	Pct.	FTM	FTA	Pct.	Off	Def	Tot	Avg.	PF	Ast	TO	Blk	Stl	Pts	Avg.
*2024-25	43	12	717	16.7	101	166	.608	0	0	.000	39	79	.494	72	158	230	5.3	111	7	68	53	9	241	5.6
2025-26 (Jr.)	27	4	346	12.8	34	67	.507	2	11	.182	16	30	.533	39	50	89	3.3	54	14	31	35	5	86	3.2
Totals	27	4	346	12.8	34	67	.507	2	11	.182	16	30	.533	39	50	89	3.3	54	14	31	35	5	86	3.2

*played with several club teams, including Akern Libertas Livorno



23

W | SO-TR



STEPHEN OSEI

W | 6-10 | 200 | So.-TR | Toronto, Ontario | Salt Lake Academy | Casper College

X @stephenoseii / stephenoseii

SUPERLATIVES

	FR	SO	JR	SR	CAR
10+ Points	15	—	—	—	15
15+ Points	6	—	—	—	6
20+ Points	3	—	—	—	3
5+ Rebounds	22	—	—	—	22
10+ Rebounds	8	—	—	—	8
3+ Assists	2	—	—	—	2
Multiple Steals	—	—	—	—	—
2+ Blocks	—	—	—	—	—
Double-Doubles	7	—	—	—	7

PERSONAL HIGHS

Points

Season 2 vs. Mississippi State (11/20/25)

Career 23, twice

Big 12 —

Field Goals Made

Season 1 vs. Mississippi State (11/20/25)

Career 9, twice

Big 12 —

Field Goals Attempted

Season 3 vs. Mississippi State (11/20/25)

Career 12 vs. Yavapai (11/18/24)

Big 12 —

3-Point Field Goals Made

Season —

Career —

Big 12 —

3-Point Field Goals Attempted

Season —

Career —

Big 12 —

Free Throws Made

Season —

Career 7 vs. Lamar CC (11/11/25)

Big 12 —

Free Throws Attempted

Season —

Career 10 vs. Monroe College (11/7/24)

Big 12 —

Rebounds

Season 2 vs. UNC Greensboro (11/4/25)

Career 14 vs. Northeastern JC (11/16/24)

Big 12 —

Assists

Season —

Career 3, twice

Big 12 —

Blocked Shots

Season —

Career —

Big 12 —

Steals

Season —

Career 1, 4 times

Big 12 —

Minutes

Season 5 vs. UNC Greensboro (11/20/25)

Career 36 vs. Northeastern JC (11/16/24)

Big 12 —

SEASON STATS

PPG	RPG	BPG	FG%	3FG%	FT%
0.7	1.0	0.0	33.3	—	—

OSEI AT A GLANCE

- ▶ Has seen action in 3 games, including opener vs. UNC Greensboro (11/4/25).
- ▶ Scored his first points as a Wildcat with 2 points vs. Mississippi State (11/20/25) on 1-of-3 field goals.
- ▶ Played in 26 games with 25 starts at Casper College in Casper, Wyo., where he was a Fab 50 Freshman by *JUCORecruiting.com*.
- ▶ Scored in double figures in 15 of Casper's 26 games with three 20-point games.
- ▶ Collected 7 double-doubles, including a 20-point, 10-rebound performance vs. Yavapai College (23 points, 11 rebounds; 11/18/24).
- ▶ Prepped at Salt Lake Academy in Herriman, Utah from 2021-23 before spending a postgraduate season at the NBA Academy in San Luis Potosi, Mexico in 2023-24.

LAST GAME (vs. Indiana (11/25/25))

MIN	PTS	REBS	ASTS	BLKS	STLS
0+	0	0	0	0	0

TOP PERFORMANCES

- ▶ Scored a career-tying 23 points vs. Yavapai College (11/18/24) on 9-of-12 field goals and 5-of-7 free throws to go with 11 rebounds while at Casper.
- ▶ Tied his career-high with 23 points vs. Lamar Community College (11/11/25) on 8-of-9 field goals and 7-of-7 free throws while at Casper.

BACKGROUND

- ▶ Transferred to K-State in May 2025 after 1 season at Casper College in Casper, Wyo., where he played alongside **Abdi Bashir Jr's** twin brother **Abdul**.
- ▶ Has international experience, having played for the Canadian U17 and U16 National Teams at the 2021 FIBA U16 Americas Championship and 2022 FIBA U17 World Cup... He is the fifth Canadian-born player at K-State, joining **Justin Edwards**, **Kaosi Ezeagu**, **Juevol Myles** and **Rudi Williams**.

2025-26 GAME-BY-GAME STATISTICS

Date	Opponent	GS	MIN	FG	3PT	FT	O	D	TR	PF	AST	TO	BLK	STL	PTS	+/-
Nov. 4	UNC GREENSBORO		5	0-0	0-0	0-0	1	1	2	1	0	3	0	0	0	-7
Nov. 8	BELLARMINE		DNP													
Nov. 13	CALIFORNIA		DNP													
Nov. 17	TULSA		DNP													
Nov. 20	vs. Mississippi State		3	1-3	0-0	0-0	1	0	1	0	0	0	0	0	2	-1
Nov. 21	vs. Nebraska		DNP													
Nov. 25	@Indiana		0+	0-0	0-0	0-0	0	0	0	0	0	0	0	0	0	3
Dec. 1	BOWLING GREEN		DNP													
Dec. 6	SETON HALL		DNP													
Dec. 8	MISSISSIPPI VALLEY		DNP													
Dec. 13	@Creighton		DNP													
Dec. 20	SOUTH DAKOTA		DNP													
Dec. 28	ULM		DNP													
Jan. 3	BYU*		DNP													
Jan. 7	@Arizona*		DNP													
Jan. 10	@Arizona State*		DNP													
Jan. 14	UCF*		DNP													
Jan. 17	@Oklahoma State*		DNP													
Jan. 20	UTAH*		DNP													
Jan. 24	KANSAS*		DNP													
Jan. 27	@West Virginia*		DNP													
Feb. 1	IOWA STATE*		DNP													
Feb. 7	@TCU*		DNP													
Feb. 11	CINCINNATI*		DNP													
Feb. 14	@Houston*		DNP													
Feb. 17	BAYLOR*		DNP													
Feb. 21	@Texas Tech*		DNP													
Feb. 25	@Colorado*		DNP													
Feb. 28	TCU*		DNP													
Mar. 3	WEST VIRGINIA*		DNP													
Mar. 7	@Kansas*															

OSEI'S CAREER STATS

YEAR	GP	GS	Min	Avg.	FGM	FGA	Pct.	3FGM	3FGA	Pct.	FTM	FTA	Pct.	Off	Def	Tot	Avg.	PF	Ast	TO	Blk	Stl	Pts	Avg.
*2024-25 (Fr.)	26	25	550	21.2	113	177	.638	0	0	.000	59	86	.686	75	108	183	7.0	49	20	27	28	4	285	11.0
2025-26 (So.)	3	0	9	2.9	1	3	.333	0	0	.000	0	0	.000	2	1	3	1.0	1	0	3	0	0	2	0.7
Totals	3	0	9	2.9	1	3	.333	0	0	.000	0	0	.000	2	1	3	1.0	1	0	3	0	0	2	0.7

*played at Casper College



34

G | SR-TR



NATE JOHNSON

G | 6-3 | 215 | Sr.-TR | Liberty Township, Ohio | Lakota East | Akron

X @NateJohnson34 / Instagram loyalty.natejohnson

2024-25 MAC Player of the Year | MAC Defensive Player of the Year
2025 MAC Tournament MVP | 2025 Lou Henson Award finalist

SUPERLATIVES

	FR	SO	JR	SR	CAR
10+ Points	5	9	26	20	60
15+ Points	—	2	13	9	24
20+ Points	—	—	6	3	9
30+ Points	—	—	1	1	2
10+ Rebounds	—	—	1	1	2
3+ Assists	1	4	23	23	51
Multiple Steals	10	7	18	19	54
2+ Blocks	—	—	6	1	7
Double-Doubles	—	—	1	2	3

PERSONAL HIGHS

Points	33 vs. Baylor (2/17/26)
Career	33 vs. Baylor (2/17/26)
Big 12	33 vs. Baylor (2/17/26)
Field Goals Made	11 vs. Baylor (2/17/26)
Season	12 vs. Toledo (1/14/25)
Big 12	11 vs. Baylor (2/17/26)
Field Goals Attempted	16 vs. Baylor (2/17/26)
Season	23 vs. Toledo (1/14/25)
Big 12	16 vs. Baylor (2/17/26)
3-Point Field Goals Made	6 vs. UNC Greensboro (11/4/25)
Season	6 vs. UNC Greensboro (11/4/25)
Big 12	5 vs. Baylor (2/17/26)
3-Point Field Goals Attempted	9 at Oklahoma State (1/17/26)
Season	9 at Oklahoma State (1/17/26)
Big 12	9 at Oklahoma State (1/17/26)
Free Throws Made	7, twice
Season	11 vs. Arizona (3/21/25)
Big 12	7, twice
Free Throws Attempted	10 vs. West Virginia (3/3/26)
Season	12 vs. Arizona (3/21/25)
Big 12	10 vs. West Virginia (3/3/26)
Rebounds	10 at Houston (2/14/26)
Season	10, twice
Big 12	10 at Houston (2/14/26)
Assists	11 at TCU (2/7/26)
Season	11 at TCU (2/7/26)
Big 12	11 at TCU (2/7/26)
Blocked Shots	2 at TCU (2/7/26)
Season	3 vs. Western Michigan (2/11/25)
Big 12	2 at TCU (2/7/26)
Steals	6, twice
Season	6, twice
Big 12	6, twice
Minutes	40 at Houston (2/14/26)
Season	40 at Houston (2/14/26)
Big 12	40 at Houston (2/14/26)

JOHNSON'S CAREER STATS

YEAR	GP	GS	Min	Avg.	FGM	FGA	Pct.	3FGM	3FGA	Pct.	FTM	FTA	Pct.	Off	Def	Tot	Avg.	PF	Ast	TO	Blk	Stl	Pts	Avg.
*2022-23 (Fr.)	33	5	653	19.8	58	115	.504	21	50	.420	10	15	.667	29	67	96	2.9	55	28	33	1	34	147	4.5
*2023-24 (So.)	24	21	567	23.6	68	157	.433	19	60	.317	21	28	.750	19	59	78	3.3	52	39	22	2	28	176	7.3
*2024-25 (Jr.)	35	34	1052	30.1	169	385	.439	37	123	.301	114	142	.803	35	136	171	4.9	72	120	63	18	61	489	14.0
2025-26 (Sr.)	30	30	975	32.5	125	281	.445	57	144	.396	61	73	.836	25	122	147	4.9	71	140	72	7	68	368	12.3
Totals	122	90	3260	26.7	420	938	.448	134	377	.355	206	258	.798	108	384	492	4.0	250	328	190	28	191	1180	9.7

*at Akron

SEASON STATS

PPG	RPG	APG	FG%	3FG%	FT%
12.3	4.9	4.7	44.5	39.6	83.6

JOHNSON AT A GLANCE

- ▶ Has started the first 30 games, averaging 32.5 minutes per game... Has now seen action in 122 career games, including 90 starts.
- ▶ Has scored in double figures in 20 games, including 3 games of 20 or more points... Had a career-high 33 points in the win over Baylor (2/17/26), going 11-of-16 from the field, including 5-of-8 from beyond the arc, and a perfect 6-of-6 from the line... Also had 20-point games vs. UNC Greensboro (11/4/25) and Cal (11/13/25)... 11 times has scored in double figures in Big 12 play.
- ▶ Has now scored in double figures in 60 games with 9 20-point games and 2 30-point games... Previous career-high of 31 points came vs. Toledo (3/14/25).
- ▶ First Wildcat and 7th Division I player to record a stat line of at least 30 points, 9 assists and 6 steals vs. Baylor (2/17/26).
- ▶ Posted highs in assists (11) and steals (6) to go with 13 points at TCU (2/7/26) to collect his first double-double of the year... Had a second double-double with 12 points and a game-high 10 rebounds at No. 3/3 Houston (2/14/26).
- ▶ Ranks 2nd on the team with 57 3-pointers, including 2 or more in 16 games.
- ▶ Leads the team in assists with 140, including 83 in the last 14 games... Dished out a career-high 11 at TCU (2/7/26)... Has 328 in his career.
- ▶ One of the active Division I leaders in steals with 191 in his career, averaging 1.5 per game... Team leader in steals with 68... Has at least 2 steals in 19 games.


2025-26 GAME-BY-GAME STATISTICS

Date	Opponent	GS	MIN	FG	3PT	FT	O	D	TR	PF	AST	TO	BLK	STL	PTS	+/-
Nov. 4	UNC GREENSBORO	*	31	8-11	6-7	0-0	1	8	9	3	9	1	0	2	22	47
Nov. 8	BELLARMINE	*	35	3-7	1-3	2-2	1	6	7	2	4	2	1	2	9	21
Nov. 13	CALIFORNIA	*	29	9-11	2-3	0-2	0	3	3	3	2	4	0	2	20	5
Nov. 17	TULSA	*	35	2-7	1-4	0-0	3	6	9	4	4	1	0	1	5	0
Nov. 20	vs. Mississippi State	*	29	6-11	2-5	0-0	1	3	4	3	4	2	0	2	14	11
Nov. 21	vs. Nebraska	*	37	4-10	2-6	2-2	0	5	5	2	4	1	0	0	12	-8
Nov. 25	@Indiana	*	33	3-9	2-6	5-6	0	5	5	2	2	4	0	2	13	-21
Dec. 1	BOWLING GREEN	*	32	2-6	0-1	0-0	0	4	4	2	2	1	0	2	4	-4
Dec. 6	SETON HALL	*	32	4-10	1-6	2-2	3	4	7	3	0	3	0	0	11	-17
Dec. 8	MISSISSIPPI VALLEY	*	21	5-7	2-3	2-2	1	2	3	1	6	0	0	5	14	37
Dec. 13	@Creighton	*	32	3-10	2-7	0-0	1	3	4	1	6	2	1	4	8	2
Dec. 20	SOUTH DAKOTA	*	23	5-7	2-3	3-4	0	3	3	2	4	0	1	5	15	23
Dec. 28	ULM	*	33	4-7	4-7	2-3	2	4	6	3	4	2	0	1	14	10
Jan. 3	BYU*	*	31	0-5	0-3	0-0	0	3	3	3	1	4	0	3	0	-3
Jan. 7	@Arizona*	*	29	3-13	2-5	7-7	0	4	4	2	2	0	0	1	15	-11
Jan. 10	@Arizona State*	*	26	2-6	1-4	2-2	2	0	2	5	3	3	1	0	7	-3
Jan. 14	UCF*	*	30	2-9	1-7	2-2	0	6	6	4	10	1	1	3	7	-2
Jan. 17	@Oklahoma State*	*	28	5-13	4-8	0-0	0	4	4	3	5	3	0	0	14	2
Jan. 20	UTAH*	*	35	5-9	3-5	4-4	1	4	5	0	6	2	0	0	17	13
Jan. 24	KANSAS*	*	35	2-8	1-5	0-0	0	3	3	3	4	1	0	0	5	-21
Jan. 27	@West Virginia*	*	39	5-9	3-5	0-0	2	6	8	2	4	3	0	3	13	-7
Feb. 1	IOWA STATE*	*	32	4-10	0-3	0-0	1	0	1	0	5	2	0	3	8	-30
Feb. 7	@TCU*	*	37	5-11	1-6	2-3	1	3	4	1	11	2	2	6	13	-10
Feb. 11	CINCINNATI*	*	32	2-8	0-3	2-2	0	2	2	3	4	1	0	0	6	-30
Feb. 14	@Houston*	*	40	3-11	3-5	3-4	2	8	10	4	4	2	1	3	12	-14
Feb. 17	BAYLOR*	*	39	11-16	5-8	6-6	1	4	5	3	9	6	0	6	33	19
Feb. 21	@Texas Tech*	*	34	5-10	1-2	4-6	1	3	4	3	2	1	0	0	15	-18
Feb. 25	@Colorado*	*	33	3-9	0-5	4-4	0	3	3	1	3	7	0	3	10	-9
Feb. 28	TCU*	*	38	6-12	4-7	0-0	0	5	5	1	9	6	0	3	16	-13
Mar. 3	WEST VIRGINIA*	*	38	4-9	1-2	7-10	1	8	9	2	7	5	0	5	16	6
Mar. 7	@Kansas*	*														

Wildcats

47

W | FR.-FY



ANDREJ KOSTIC

W | 6-6 | 210 | Fr.-FY | Belgrade, Serbia | Crvena zvezda Meridian bet Beograd

andrrejkostic

SUPERLATIVES

	FR	SO	JR	SR	CAR
10+ Points	2	—	—	—	2
15+ Points	—	—	—	—	—
20+ Points	—	—	—	—	—
2+ 3FGM	7	—	—	—	7
5+ Rebounds	1	—	—	—	1
3+ Assists	2	—	—	—	2
Multiple Steals	1	—	—	—	1
2+ Blocks	—	—	—	—	—
Double-Doubles	—	—	—	—	—

PERSONAL HIGHS

■ Points	
Season	12 vs. Kansas (1/24/26)
Career	39 vs. Joker S (2/8/25)
Big 12	12 vs. Kansas (1/24/26)
■ Field Goals Made	
Season	4 vs. Kansas (1/24/26)
Career	13 vs. Joker S (2/8/25)
Big 12	4 vs. Kansas (1/24/26)
■ Field Goals Attempted	
Season	9 at Colorado (2/25/26)
Career	20 vs. Joker S (2/8/25)
Big 12	9 at Colorado (2/25/26)
■ 3-Point Field Goals Made	
Season	4 vs. Kansas (1/24/26)
Career	8 vs. Joker S (2/8/25)
Big 12	4 vs. Kansas (1/24/26)
■ 3-Point Field Goals Attempted	
Season	8 at Colorado (2/25/26)
Career	14 vs. Joker S (2/8/25)
Big 12	8 at Colorado (2/25/26)
■ Free Throws Made	
Season	3 vs. UNC Greensboro (11/4/25)
Career	10 vs. Zlatibor (3/29/25)
Big 12	2 vs. Iowa State (2/1/26)
■ Free Throws Attempted	
Season	4 vs. UNC Greensboro (11/4/25)
Career	12 vs. Zlatibor (3/29/25)
Big 12	2, 3 times
■ Rebounds	
Season	5 vs. UNC Greensboro (11/4/25)
Career	10 vs. Sloga KR (3/17/24)
Big 12	4 vs. Kansas (1/24/26)
■ Assists	
Season	3, twice
Career	8 vs. Sloga KR (3/17/24)
Big 12	2, twice
■ Blocked Shots	
Season	1, twice
Career	3 vs. Joker S. (2/8/25)
Big 12	1 at Arizona (1/7/26)
■ Steals	
Season	3 vs. Iowa State (2/1/26)
Career	5 vs. NGT Belgrade (3/2/24)
Big 12	3 vs. Iowa State (2/1/26)
■ Minutes	
Season	27 vs. Iowa State (2/1/26)
Career	36, twice
Big 12	27 vs. Iowa State (2/1/26)

SEASON STATS

PPG	RPG	APG	FG%	3FG%	FT%
5.1	1.7	1.0	36.7	36.5	72.7

KOSTIC AT A GLANCE

- ▶ Has come off the bench in 21 games, averaging 13.4 minutes per game... Played a season-high 27 minutes vs. No. 8/9 Iowa State (2/1/26).
- ▶ Had missed 3 games due to an injury in practice before returning to play 12 minutes in the win over Baylor (2/17/26)... Has played in each of the last 5 games, where he is averaging 15.8 minutes per game.
- ▶ Has scored in 18 games, including a season-high 12 points vs. No. 19/19 Kansas (1/24/26), which came on a season-high 4 made 3-pointers... Scored 10 points at Colorado (2/25/26)... Also had 8 points vs. No. 8/9 Iowa State (2/1/26), at No. 13/13 Texas Tech (2/21/26) and vs. West Virginia (3/3/26).
- ▶ Has gone 20-of-47 from 3-point range in the last 9 games after going 7-of-27 in the first 12 games played this season... Had a season-high 4 made 3-pointers vs. No. 19/19 Kansas (1/24/26) then had 3 triples at Colorado (2/25/26).
- ▶ Has 27 made 3-pointers on the season, which ranks 5th on the team.
- ▶ Grabbed a season-high 5 rebounds vs. UNC Greensboro (11/4/25), while he had 4 boards vs. No. 19/19 Kansas (1/24/26).
- ▶ Snagged a season-best 3 steals vs. No. 8/9 Iowa State (2/1/26).
- ▶ Twice dished out a season-high 3 assists (vs. Mississippi Valley, ULM).

LAST GAME (vs. West Virginia (3/3/26))

MIN	PTS	REBS	ASTS	BLKS	STLS
17	6	2	0	0	0

TOP PERFORMANCES

- ▶ Scored a career-high 39 points vs. Joker S. (2/8/25) while with Crvena zvezda Meridian on 13-of-20 field goals, including 8-of-14 from 3-point range.
- ▶ Posted double-figure points for the first time this season with 12 points vs. No. 19/19 Kansas (1/24/26) on 4-of-7 shooting, all from 3-point range.
- ▶ Turned in his second double-digit scoring game with 10 points at Colorado (2/25/26) on 3-of-9 field goals, including 3-of-8 from 3-point range.
- ▶ Tallied 8 points, a season-best 3 steals and 2 rebounds vs. No. 8/9 Iowa State (2/1/26) in a season-high 27 minutes.
- ▶ Scored 9 points in the opener vs. UNC Greensboro (11/4/25).

BACKGROUND

- ▶ Kostic is the first-ever Serbian-born basketball player at K-State... One of just 24 foreign-born players in school history, and one of 7 players from Europe.
- ▶ A member of the Serbian U18 and U19 National Teams, winning the gold medal at the 2023 European U18 Championship and a silver medal at the 2024 European U18 Championship... Played on Serbia's U19 National Team at the 2025 U19 World Cup, helping the team to 3 straight wins to end the tournament.

2025-26 GAME-BY-GAME STATISTICS

Date	Opponent	GS	MIN	FG	3PT	FT	O	D	TR	PF	AST	TO	BLK	STL	PTS	+/-
Nov. 4	UNC GREENSBORO		17	2-7	2-4	3-4	2	3	5	0	0	4	0	0	9	9
Nov. 8	BELLARMINE		9	1-2	1-1	0-0	1	0	1	2	1	0	0	0	3	-1
Nov. 13	CALIFORNIA		9	2-4	0-2	0-0	1	0	1	0	0	1	1	1	4	8
Nov. 17	TULSA		10	2-5	1-3	0-0	0	2	2	0	2	0	0	0	5	-1
Nov. 20	vs. Mississippi State		16	2-6	2-5	1-1	1	1	2	1	2	0	0	0	7	8
Nov. 21	vs. Nebraska		2	0-2	0-2	0-0	0	0	0	0	0	0	0	0	0	-3
Nov. 25	@Indiana		10	1-2	0-0	0-0	2	0	2	2	1	1	0	0	2	8
Dec. 1	BOWLING GREEN		DNP													
Dec. 6	SETON HALL		DNP													
Dec. 8	MISSISSIPPI VALLEY		12	1-4	0-3	0-0	2	2	4	2	3	1	0	1	2	12
Dec. 13	@Creighton		DNP													
Dec. 20	SOUTH DAKOTA		14	2-5	1-3	0-0	0	1	1	3	2	0	0	1	5	-2
Dec. 28	ULM		8	1-4	0-2	0-0	1	2	3	1	3	1	0	0	2	1
Jan. 3	BYU*		DNP													
Jan. 7	@Arizona*		15	0-2	0-1	0-0	0	0	0	1	2	1	1	0	0	-10
Jan. 10	@Arizona State*		1	0-2	0-1	0-0	0	0	0	0	0	0	0	0	0	1
Jan. 14	UCF*		DNP													
Jan. 17	@Oklahoma State*		DNP													
Jan. 20	UTAH*		14	2-4	2-3	0-0	0	2	2	1	2	0	0	0	0	-5
Jan. 24	KANSAS*		23	4-7	4-7	0-0	0	4	4	1	0	1	0	1	12	-12
Jan. 27	@West Virginia*		19	1-5	1-5	0-0	2	2	2	2	1	1	0	0	3	9
Feb. 1	IOWA STATE*		27	2-7	2-6	2-2	0	2	2	4	1	1	0	3	8	-14
Feb. 7	@TCU*		DNP													
Feb. 11	CINCINNATI*		DNP													
Feb. 14	@Houston*		DNP													
Feb. 17	BAYLOR*		12	2-5	2-4	1-2	0	0	0	2	1	1	0	0	7	6
Feb. 21	@Texas Tech*		19	3-5	2-4	0-0	0	0	0	0	0	2	0	1	8	-18
Feb. 25	@Colorado*		17	3-9	3-8	1-2	0	0	0	2	0	1	0	0	10	-11
Feb. 28	TCU*		14	2-5	2-5	0-0	0	2	2	2	0	3	0	0	6	-8
Mar. 3	WEST VIRGINIA*		17	3-6	2-5	0-0	0	2	2	3	0	1	0	0	6	8
Mar. 7	@Kansas*															

KOSTIC'S CAREER STATS

YEAR	GP	GS	Min	Avg.	FGM	FGA	Pct.	3FGM	3FGA	Pct.	FTM	FTA	Pct.	Off	Def	Tot	Avg.	PF	Ast	TO	Blk	Stl	Pts	Avg.
2022-23 (Age 15)	3	0	41	13.5	5	12	.417	3	9	.333	0	0	.000	3	6	9	3.0	8	4	2	0	1	13	4.3
2023-24 (Age 16)	10	7	237	23.7	57	123	.463	16	60	.267	36	49	.735	8	38	46	4.6	19	6	24	1	18	166	16.6
2024-25 (Age 17)	41	8	917	22.4	180	415	.434	91	249	.365	114	149	.765	4	98	102	2.5	62	105	97	8	24	565	13.8
2025-26 (Fr.)	21	0	281	13.4	36	98	.367	27	74	.365	8	11	.727	10	25	35	1.7	29	21	20	2	8	107	5.1
Totals	21	0	281	13.4	36	98	.367	27	74	.365	8	11	.727	10	25	35	1.7	29	21	20	2	8	107	5.1

*played with several club teams, including Crvena zvezda Meridian bet Beograd

Wildcats



K-STATE BROADCAST NOTES

**2025-26
Record/Conf:**
12-18/3-14 Big 12

National Rankings:
nr / AP
nr / Coaches

Last Game:
Defeated West Virginia,
65-63
March 3, 2026

Next Game:
March 7, 2026
at 14/15 Kansas

**Interim
Head Coach:**
Matthew Driscoll
(Slippery Rock '92)
KS: 2-3 / 1st
CAR: 276-344 / 21st

Assistants
Jareem Dowling
Rodney Perry
Anthony Winchester
Bill Peterson

**2025-26
Schedule**

@Missouri, L 91-100
Newman, W 112-90
UNC, W 93-64
Bellarmine, W 98-71
California, W 99-96
Tulsa, W 84-83

vs. Miss. St., W 98-77
vs. Nebraska, L 85-86
@Indiana, W 86-69

Bowling Green, L 66-82
Seton Hall, L 67-78
Miss. Valley, W 108-49
@Creighton, W 83-76
South Dakota, W 106-76

ULM, W 94-85
BYU*, L 73-83
@Arizona*, L 76-101
@Arizona State*, L 84-87
UCF*, L 73-82

@Okla. State*, L 83-84
Utah*, W 81-78
Kansas*, L 62-86
@West Virginia*, L 54-59

Iowa State*, L 61-95
@TCU*, L 82-84
Cincinnati*, L 62-91
@Houston*, L 64-78
Baylor*, W 90-76

@Texas Tech*, L 72-100
@Colorado*, L 70-79
TCU*, L 68-77
West Virginia, W 65-63

@Kansas*

^exhibition
*Big 12



**ELIAS
RAPIQUE**
uh-LEE-us RUH-pee-ECK
W / Jr. / 6-9 / 225
Berlin, Germany
[ALBA Berlin]



**ABDI
BASHIR JR.**
OBB-dee BUH-sheer
G / Jr. / 6-7 / 175
Omaha, Neb.
[Monmouth]



**EXAVIER
WILSON**
G / Fr. / 6-1 / 170
Columbia, Mo.
[Father Tolton Catholic]



**C.J.
JONES**
G / Jr. / 6-5 / 195
East St. Louis, Ill.
[UIC]



**P.J.
HAGGERTY**
WOODEN AWARD LIST
G / Jr. / 6-4 / 195
Crosby, Texas
[Memphis]



**MARCUS
JOHNSON**
W / Sr. / 6-7 / 265
Akron, Ohio
[Bowling Green]



**DAVID
CASTILLO**
G / So. / 6-1 / 180
Bartlesville, Okla.
[Sunrise Christian]



MOBEWURUKA
EE-kay-gah-roo-KAY
G / Jr. / 6-6 / 220
Galway, Ireland
[Ellsworth CC]



**TAJ
MANNING**
W / Jr. / 6-7 / 230
Grandview, Mo.
[La Lumiere [Ind.]]



**KHAMARI
MCGRIFF**
Kuh-MAR-ee
W / Sr. / 6-9 / 230
Tallahassee, Fla.
[UNC Wilmington]




**DORIN
BUCA**
DOOR-reen BOO-cah
C / Jr. / 7-2 / 254
Perugia, Italy
[Akern Libertas Livorno]



**STEPHEN
OSEI**
OH-say
W / So. / 6-10 / 200
Toronto, Ontario
[Casper College [Wyo.]]



**NATE
JOHNSON**
G / Sr. / 6-3 / 215
Liberty Township, Ohio
[Akron]



**ANDREJ
KOSTIC**
ANDRE (j is silent) COS-tich
W / Fr. / 6-6 / 210
Belgrade, Serbia
[Crvena zvezda Me]

SEASON / CAREER STATS								
GP/GS	PPG	RPG	APG	SPG	FG%	3FG%	FT%	
24-25	62/11	5.7	2.8	1.6	0.9	43.3	26.7	61.5
Season	18/12	4.0	2.6	1.5	0.8	46.7	43.5	35.3
Big 12	—	—	—	—	—	—	—	—
Career	18/12	4.0	2.6	1.5	0.8	46.7	43.5	35.3

SEASON / CAREER STATS								
GP/GS	PPG	RPG	APG	SPG	FG%	3FG%	FT%	
24-25	33/32	20.1	2.6	2.2	0.5	37.7	38.3	86.8
Season	18/18	13.2	2.2	2.3	0.5	42.1	44.4	68.8
Big 12	—	—	—	—	—	—	—	—
Career	84/50	13.2	1.9	1.5	0.4	38.6	39.9	83.8

SEASON / CAREER STATS								
GP/GS	PPG	RPG	APG	SPG	FG%	3FG%	FT%	
24-25	—	—	—	—	—	—	—	—
Season	—	—	—	—	—	—	—	—
Big 12	—	—	—	—	—	—	—	—
Career	—	—	—	—	—	—	—	—

SEASON / CAREER STATS								
GP/GS	PPG	RPG	APG	SPG	FG%	3FG%	FT%	
24-25	33/32	5.7	1.7	1.5	0.5	40.7	30.9	67.4
Season	29/1	3.4	1.9	1.3	0.6	29.8	20.6	83.3
Big 12	—	—	—	—	—	—	—	—
Career	124/60	6.8	2.3	2.5	0.7	38.3	31.3	66.7

SEASON / CAREER STATS								
GP/GS	PPG	RPG	APG	SPG	FG%	3FG%	FT%	
24-25	35/35	21.7	5.8	3.7	1.8	47.6	36.4	81.8
Season	29/29	23.3	5.3	4.0	1.1	49.4	35.5	69.0
Big 12	—	—	—	—	—	—	—	—
Career	101/95	20.9	5.3	3.7	1.6	48.8	34.0	76.6

SEASON / CAREER STATS								
GP/GS	PPG	RPG	APG	SPG	FG%	3FG%	FT%	
24-25	32/32	16.2	5.0	1.8	0.9	43.0	39.4	89.8
Season	13/0	2.0	1.2	0.5	0.0	26.7	29.6	66.7
Big 12	—	—	—	—	—	—	—	—
Career	101/86	16.4	5.7	2.0	1.1	45.8	40.5	87.0

SEASON / CAREER STATS								
GP/GS	PPG	RPG	APG	SPG	FG%	3FG%	FT%	
24-25	32/2	2.4	0.6	0.8	0.4	22.1	25.4	88.0
Season	30/14	10.6	2.1	1.8	0.4	40.2	35.1	81.3
Big 12	—	—	—	—	—	—	—	—
Career	62/16	6.4	1.3	1.3	0.4	36.0	32.1	83.6

SEASON / CAREER STATS								
GP/GS	PPG	RPG	APG	SPG	FG%	3FG%	FT%	
24-25	24/0	2.1	2.4	0.1	0.6	60.0	—	52.9
Season	10/1	1.9	2.0	0.4	0.8	57.1	—	50.0
Big 12	—	—	—	—	—	—	—	—
Career	34/1	2.1	2.3	0.2	0.6	59.2	—	52.2

SEASON / CAREER STATS								
GP/GS	PPG	RPG	APG	SPG	FG%	3FG%	FT%	
24-25	8/0	0.8	0.8	0.0	0.1	50.0	50.0	—
Season	28/15	4.1	5.1	1.0	0.7	47.8	16.0	69.7
Big 12	—	—	—	—	—	—	—	—
Career	50/16	2.7	3.3	0.6	0.5	49.0	21.9	65.0

SEASON / CAREER STATS								
GP/GS	PPG	RPG	APG	BPG	FG%	3FG%	FT%	
24-25	34/12	11.5	4.0	0.7	0.4	65.1	66.7	69.3
Season	26/26	9.3	4.3	1.1	1.1	69.2	20.0	70.0
Big 12	—	—	—	—	—	—	—	—
Career	111/68	7.0	3.4	0.6	0.9	68.3	37.5	68.2

SEASON / CAREER STATS								
GP/GS	PPG	RPG	APG	BPG	FG%	3FG%	FT%	
24-25	43/12	5.6	5.3	0.2	1.2	60.8	—	49.4
Season	27/4	3.2	3.3	0.5	1.3	50.7	18.2	53.3
Big 12	—	—	—	—	—	—	—	—
Career	27/4	3.2	3.3	0.5	1.3	50.7	18.2	53.3

SEASON / CAREER STATS								
GP/GS	PPG	RPG	APG	SPG	FG%	3FG%	FT%	
24-25	26/25	11.0	7.0	0.8	0.2	63.8	—	68.6
Season	3/0	0.7	1.0	0.0	0.0	33.3	—	—
Big 12	—	—	—	—	—	—	—	—
Career	3/0	0.7	1.0	0.0	0.0	33.3	—	—

SEASON / CAREER STATS								
GP/GS	PPG	RPG	APG	SPG	FG%	3FG%	FT%	
24-25	35/34	14.0	4.9	3.4	1.7	43.9	30.1	80.3
Season	30/30	12.3	4.9	4.7	2.3	44.5	39.6	83.6
Big 12	—	—	—	—	—	—	—	—
Career	122/90	9.7	4.0	2.7	1.6	44.8	35.5	79.8

SEASON / CAREER STATS								
GP/GS	PPG	RPG	APG	SPG	FG%	3FG%	FT%	
24-25	41/8	13.8	2.5	2.6	0.6	43.4	36.5	76.5
Season	21/0	5.1	1.7	1.0	0.4	36.7	36.5	72.7
Big 12	—	—	—	—	—	—	—	—
Career	21/0	5.1	1.7	1.0	0.4	36.7	36.5	72.7

CAREER-HIGHS		
PTS	27	2/15/25 vs. ETS Miners
REB	12	3/1/25 vs. Berlin Braves
AST	11	3/1/25 vs. Berlin Braves
STL	7	twice
MIN	36	5/3/25 vs. Paderborn

CAREER-HIGHS		
PTS	38	11/15/24 at Rutgers
REB	6	twice
AST	7	2/13/25 at Stony Brook
STL	3	11/21/24 vs. YSU
MIN	48	1/30/25 vs. Drexel

CAREER-HIGHS		
PTS	—	—
REB	—	—
AST	—	—
STL	—	—
MIN	—	—

CAREER-HIGHS		
PTS	25	1/13/24 vs. Bradley
REB	7	11/4/25 vs. UNCG
AST	14	2/28/24 vs. Drake
STL	5	11/11/22 vs. Loyola
MIN	47	3/7/24 vs. So. Illinois

CAREER-HIGHS		
PTS	42	3/14/25 vs. Wichita St.
REB	10	4 times
AST	11	11/8/25 vs. Bellarmine
STL	7	12/4/24 vs. La. Tech
MIN	44	12/14/24 at Clemson

CAREER-HIGHS		
PTS	34	2/3/24 vs. W.V. State
REB	15	1/10/24 vs. Fairmont St.
AST	9	12/2/23 at W.V. Wesleyan
STL	4	6 times
MIN	44	3/6/24 vs. Notre Dame

CAREER-HIGHS		
PTS	22	12/1/25 vs. Bowling Green
REB	5	4 times
AST	5	twice
STL	3	2/17/26 vs. Baylor
MIN	40	2/7/26 at TCU

CAREER-HIGHS		
PTS	8	1/29/25 vs. Okla. St.
REB	7	3 times
AST	2	11/4/25 vs. UNCG
STL	3	twice
MIN	34	twice

CAREER-HIGHS		
PTS	10	3 times
REB	10	2/28/26 vs. TCU
AST	4	2/11/26 vs. Cincinnati
STL	3	twice
MIN	35	1/20/26 vs. Utah

CAREER-HIGHS		
PTS	34	12/14/24 at Howard
REB	12	11/8/24 vs. Ga. South.
AST	3	twice
BLK	4	4 times
MIN	33	1/14/26 vs. UCF

CAREER-HIGHS		
PTS	15	3/8/25 vs. Plazenza
REB	12	twice
AST	3	2/19/25 vs. Brindisi
BLK	5	twice
MIN	33	3/23/25 vs. Cento

CAREER-HIGHS		
PTS	23	twice
REB	14	11/16/24 vs. NE JC
AST	3	twice
STL	1	4 times
MIN	36	11/16/24 vs. NE JC

CAREER-HIGHS		
PTS	33	2/17/26 vs. Baylor
REB	10	2/28/25 vs. Kent St.
AST	11	2/7/26 at TCU
STL	6	twice
MIN	40	2/14/26 at Houston

CAREER-HIGHS		
PTS	39	2/8/25 vs. Joker S.
REB	10	3/17/24 vs. Sloga KR
AST	8	3/17/24 vs. Sloga KR
STL	5	3/2/24 vs. NGT Belgrade
MIN	36	twice

QUICK NOTES		
LAST: 0 points (0-0 FG, 0-0 3FG, 0-0 FT), 1 blk in 3 mins vs. West Virginia (3/3/26)		
► Returned vs. Colorado (2/25/26) after missing the last 11 games due to injury.		
► One of 5 international players on the roster and the first German-born Wildcat.		
► Grew up with the ALBA Berlin club, making his debut at the age of 17 in 2011-22.		
► Played in 53 games with ALBA in 2024-25 between Euroleague and the BBL.		