

267

NUMBER TO KNOW

K-State has a school-record 267 3-pointers



K-STATE MEN'S BASKETBALL // 2025-26 GAME NOTES

32 NCAA TOURNAMENTS ■ 4 FINAL FOUR [1948, 1951, 1958, 1964] ■ 21 CONFERENCE TITLES

K-STATE WILDCATS

GAME 29

TCU HORNED FROGS

11-17 OVERALL, 2-13 BIG 12, 100 NET, 99 KenPom, MATTHEW DRISCOLL INTERIM HEAD COACH, 1-2 RECORD AT K-STATE / 1st SEASON, 275-343 OVERALL / 21st SEASON



SENIOR DAY

18-10 OVERALL, 8-7 BIG 12, 46 NET, 50 KenPom, JAMIE DIXON HEAD COACH (TCU '87), 194-136 RECORD AT TCU / 10th SEASON, 522-259 OVERALL / 23rd SEASON

2025-26 SCHEDULE/RESULTS

Table with columns for date, opponent, location, and result. Includes games from 11-17 to 3-7.

BIG 12 CHAMPIONSHIP [Kansas City, Mo.]

Table with columns for date and result. Shows TBD for 3/10-14 and 3/15.

^Hall of Fame Classic [Kansas City, Mo.] Home Games in BOLD CAPS | *Big 12 Conference Game

NUMBERS TO KNOW

15.1

K-State is averaging 15.1 fastbreak points this season, which ranks 24th nationally and 2nd in the Big 12.

21.3

K-State, which ranks 29th nationally and 3rd in the Big 12 with 17.3 assists/game, averages 21.3 assists/game in its 11 wins.

45.7

K-State is connecting on 45.7 percent (819-of-1791) from the field through 28 games, including 52.6 percent from 2.

2237

K-State's 2237 points are the 2nd-most through the first 28 games of a season, just behind the 2250 scored in 2009-10.

SATURDAY, FEBRUARY 28, 2026 / 5:31 pm [CT]

Bramlage Coliseum (11,010) Manhattan, Kan.



Mark Neely, ppx King McClure, analyst John Marquis, producer



Wyatt Thompson, ppx Stan Weber, lead analyst SiriusXM Ch. 117/198



LIVE STATS kstatesports.com kstate.statbroadcast.com

SERIES HISTORY

Overall K-State leads 21-15 Big 12 era K-State leads 18-13 (14-11 in regular season) In Manhattan K-State leads 9-6 At Bramlage Coliseum K-State leads 7-6 Active Streak TCU, 4 Last Meeting TCU won 84-82 (2/7/26) Matthew Driscoll vs. Jamie Dixon 0-0

STATISTICAL MATCHUP

Table comparing K-State and TCU stats across categories like Scoring Offense, Scoring Defense, FG Percentage, etc.

A K-STATE WIN WOULD...

- End a 2-game losing streak. Snap a 4-game losing streak to TCU. Avoid a home-and-home sweep in the series for the first time. Make the Wildcats 229-292 all-time in Big 12 play. Give the Wildcats a 1768-1273 all-time record.

K-STATE'S PROJECTED ROTATION (starts at Colorado; stats from 2025-26 season)

Table with columns for Starters, Reserves, and Questionable/Out, listing player names, positions, and stats.

OPENING TIP

K-State (11-17, 2-13 Big 12) begins a 2-game homestand on Saturday night, as the Wildcats play host to TCU (18-10, 8-7 Big 12) at Bramlage Coliseum. Tip is set for 5:31 p.m., CT and will air on ESPN2 with Mark Neely and John Marquis on the call.

The Wildcats lost all 3 first meetings with TCU, West Virginia and Kansas, including a particularly painful loss to the Horned Frogs on Feb. 7, in which, they surrendered an 18-point first-half deficit in an 84-82 setback in Fort Worth.

The win on Feb. 7 has sparked the Horned Frogs, who have jumped into the NCAA Tournament conversation after wins in 5 of their last 6 games.

K-State made a coaching change on Feb. 15, parting ways with fourth-year coach Jerome Tang, who compiled a 71-57 record. Associate head coach Matthew Driscoll was named the interim head coach for the remainder of the season.

In snapping K-State's 6-game skid in the 90-74 win over Baylor on Feb. 17, Driscoll became just the second interim head coach in school history to win his debut and the first in nearly 20 years when Jimmy Elgas led the Wildcats to a 66-63 win over Iowa State on Feb. 8, 2006.

K-State holds a 21-15 edge in the all-time series, including 18-13 in the Big 12 era. However, TCU has won 6 of the last 8 meetings, including each of the last 4.

LAST TIME OUT

A pair of scoring droughts, one in each half, proved to be too much for K-State to overcome in a 79-70 loss at Colorado on Wednesday night. An 8-0 run capped by a corner 3-pointer by rookie Andrej Kostic helped the Wildcats pull to within a possession at 73-70 with 2:13 to play, but they could get no closer, as the Buffaloes salted the game away at the free throw line.

The loss spoiled an impressive performance by junior P.J. Haggerty, who led the way for the Wildcats with a game-high 25 points and a career-tying 10 rebounds. It was his fifth career double-double, including his team-leading third of the season.

QUICK FACTS

Kansas State University
Manhattan, KS 66502



Founded	1863
Enrollment	21,213 (Fall 2025)
Nickname	Wildcats
School Colors	Purple (PMS 2695C) and White
Conference	Big 12
President	Dr. Richard H. Linton (Virginia Tech '88, '91, '94) assumed the presidency on Feb. 14, 2022
Director of Athletics	Gene Taylor (Arizona State '80)
Faculty Athletics Representative	Dr. Shawna Jordan (K-State '96)

ALL-TIME RECORD

122nd season of Kansas State men's basketball

First Year of Basketball	1903
Overall Record	1,767-1,272 (.583)
Postseason Tournament Appearances	40 (32 NCAA, 8 NIT)
Postseason Tournament Record	46-45 (.505)
NCAA Tournament Appearances	32
	<i>22nd-most nationally in Division I</i>
NCAA Tournament Record	40-36 (.533)
Conference Tournament Record (1977-present)	39-46 (.459)
Big 12 Championship Record (1996-present)	19-28 (.404)

BRAMLAGE COLISEUM

Opened	Nov. 26, 1988
	<i>defeated Purdue, 81-77</i>
Capacity	11,010
Overall Record	450-160 (.737)
Conference Record (Big Eight/12)	182-128 (.586)

NCAA TOURNAMENT HISTORY

Appearances (32): 1948, 1951, 1956, 1958, 1959, 1961, 1964, 1968, 1970, 1972, 1973, 1975, 1977, 1980, 1981, 1982, 1987, 1988, 1989, 1990, 1993, 1996, 2008, 2010, 2011, 2012, 2014, 2017, 2018, 2019, 2023

First Four (1): 2017

Final Four (4): 1948, 1951, 1958, 1964

Elite Eight (13): 1951, 1958, 1959, 1961, 1964, 1972, 1973, 1975, 1981, 1988, 2010, 2018, 2023

Sweet 16 (18): 1951, 1956, 1958, 1959, 1961, 1964, 1968, 1970, 1972, 1973, 1975, 1977, 1981, 1982, 1988, 2010, 2018, 2023

NIT HISTORY

Appearances (8): 1976, 1992, 1994, 1998, 1999, 2007, 2009, 2024

NIT Final Four (1): 1994

CONFERENCE CHAMPIONSHIPS

Regular-Season Titles (21): 1917, 1919, 1951, 1956, 1958, 1959, 1960, 1961, 1963, 1964, 1968, 1970, 1972, 1973, 1977, 2013, 2019

CONFERENCE TOURNAMENT TITLES

Titles (2): 1977, 1980

Finals Appearances (8): 1977, 1978, 1980, 1981, 1988, 1993, 2010, 2013

MEDIA RESOURCES

CREDENTIALS

Outlets interested in obtaining credentials to cover K-State men's basketball home games must apply for credentials via Sports Systems. Applications should be submitted at least one week in advance of the game(s) one plans to cover. Please scan the QR code to the right.



2025-26 MEDIA GUIDE


Learn more about the 2025-26 men's basketball team by viewing the media guide. The 306-page guide includes bios, stats, records and historical information and photos about the K-State program. Please scan the QR code to the right.



2025-26 KANSAS STATE WILDCATS



ELIAS RAPIEQUE 0
 W / 6-9 / 225 / Jr.-TR
 Berlin, Germany



ABDI BASHIR JR. 1
 G / 6-7 / 175 / Jr.-TR
 Omaha, Neb.



EXAVIER WILSON 2
 G / 6-1 / 170 / Fr.-HS
 Columbia, Mo.



C.J. JONES 3
 G / 6-5 / 195 / Sr.-IL
 East St. Louis, Ill.



P.J. HAGGERTY 4
 G / 6-4 / 195 / Jr.-TR
 Crosby, Texas



MARCUS JOHNSON 6
 W / 6-7 / 265 / Sr.-TR
 Akron, Ohio



DAVID CASTILLO 10
 G / 6-1 / 185 / So.-IL
 Bartlesville, Okla.



MOBI IKEGWURUKA 14
 G / 6-6 / 220 / Jr.-IL
 Galway, Ireland



TAJ MANNING 15
 W / 6-7 / 230 / Jr.-2L
 Grandview, Mo.



KHAMARI MCGRIFF 21
 W / 6-9 / 230 / Sr.-TR
 Tallahassee, Fla.




DORIN BUCA 22
 C / 7-2 / 254 / Jr.-TR
 Perugia, Italy




STEPHEN OSEI 23
 W / 6-10 / 200 / So.-TR
 Toronto, Ontario



NATE JOHNSON 34
 G / 6-3 / 215 / Sr.-TR
 Liberty Township, Ohio



ANDREJ KOSTIC 47
 W / 6-6 / 210 / Fr.-TR
 Belgrade, Serbia



MATTHEW DRISCOLL IHC
 Interim Head Coach
 First Season
 Slippery Rock '92



Scan to View
 Online Roster
 [Voice Pronunciations]

NUMERICAL

No	Name	Pos	Ht	Wt	Yr-Exp	Hometown (Schools)
0	Elias Rapieque	W	6-9	225	Jr.-TR	Berlin, Germany (ALBA Berlin)
1	Abdi Bashir Jr.	G	6-7	175	Jr.-TR	Omaha, Neb. (PHHoenix Prep/Monmouth)
2	Exavier Wilson	G	6-1	170	Fr.-HS	Columbia, Mo. (Father Tolton Catholic)
3	C.J. Jones	G	6-5	195	Sr.-1L	East St. Louis, Ill. (East St. Louis/UIC)
4	P.J. Haggerty	G	6-4	195	Jr.-TR	Crosby, Texas (Crosby/TCU/Tulsa/Memphis)
6	Marcus Johnson	W	6-7	265	Sr.-TR	Akron, Ohio (St. Vincent-St. Mary/Parkland CC/Wheeling/Bowling Green)
10	David Castillo	G	6-1	185	So.-1L	Bartlesville, Okla. (Sunrise Christian Academy [Kan.])
14	Mobi Ikegwuruka	W	6-6	220	Jr.-1L	Galway, Ireland (Ellsworth Community College [Iowa])
15	Taj Manning	W	6-7	230	Jr.-2L	Grandview, Mo. (La Lumiere [Ind.])
21	Khamari McGriff	W	6-9	230	Sr.-TR	Tallahassee, Fla. (James S. Rickards/UNC Wilmington)
22	Dorin Buca	C	7-2	254	Jr.-TR	Perugia, Italy (Akern Libertas Livorno)
23	Stephen Osei	W	6-10	200	So.-TR	Toronto, Ontario (Salt Lake Academy/Casper College [Wyo.])
34	Nate Johnson	G	6-3	215	Sr.-TR	Liberty Township, Ohio (Lakota East/Akron)
47	Andrej Kostic	W	6-6	210	Fr.-HS	Belgrade, Serbia (Crvena zvezda Meridian bet Beograd)

COACHING STAFF

Interim Head Coach: Matthew Driscoll (Slippery Rock '92), First Season

Assistant Coach: Jareem Dowling (Maryland-Eastern Shore '05), Third Season

Assistant Coach: Rodney Perry (Missouri State '94), Third Season

Assistant Coach: Anthony Winchester (Western Kentucky '06), Third Season

Assistant Coach: Bill Peterson (Eckerd '80), First Season

SUPPORT STAFF

Chief of Staff: Marco Borne (Dillard '03), Fourth Season

Director of Operations: Bailey Bachamp (Kansas State '11), 14th Season

Director of Player Development: Austin Carpenter (Oklahoma '20), Fourth Season

Director of Video and Analytics: Chase Driscoll (North Florida '18), First Season

Strength and Conditioning Coach: Phil Baier (Springfield [Mass.] College '13), Third Season

IFBC Sports Medicine Coordinator/Athletics Trainer: Luke Sauber (Kansas State '05), 11th Season

Character Coach: Jayson Gee (Charleston '88), First Season

Graduate Student Manager: Henry Dugat (Baylor '09), First Season

Graduate Student Manager: Alec Kagan (Cincinnati '18), Second Season

Graduate Student Manager: Rob Lowery (Dayton '10), First Season

Graduate Student Manager: Miguel Mateo Vojtova (Bethel College '24), Second Season

Graduate Student Manager: Mark Vital Jr. (Baylor '21), First Season

TEAM INFORMATION

2024-25 Record 16-17 (9-11/1-9th Big 12)

Lettermen Returning/Lost 4/10

Starts Returning/Lost 2/5

Newcomers 10

Roster Breakdown (Sr./Jr./So./Fr.) 4/6/2/2

INTERNATIONAL FLAIR

K-State's 5 international players are the most on any Wildcat team in school history, which includes junior **Dorin Buca** (Perugia, Italy), **Mobi Ikegwuruka** (Galway, Ireland) and **Elias Rapieque** (Berlin, Germany), sophomore **Stephen Osei** (Toronto, Ontario) and freshman **Andrej Kostic** (Belgrade, Serbia).

Buca, Kostic and Rapieque are the first-ever players from their respective countries.

PRONUNCIATION GUIDE

ABDI BASHIR JR.	OB- <i>dee</i> BUH- <i>sheer</i>	ANDREJ KOSTIC	AND- <i>ree</i> (j is silent) COS- <i>titch</i>
DORIN BUCA	DOOR- <i>reen</i> BOO- <i>cah</i>	KHAMARI MCGRIFF	Kuh-MAR- <i>ee</i>
JAREEM DOWLING	JAH- <i>reen</i>	ELIAS RAPIEQUE	uh- <i>LEE-us</i> RUH- <i>pee-ECK</i>
HENRY DUGAT	DOO- <i>got</i>	STEPHEN OSEI	OH- <i>say</i>
MOBI IKEGWURUKA	Mow-B EE- <i>kay-gah-rah-KAH</i>	EXAVIER WILSON	X-ZAY- <i>ver</i>

>>> BY THE NUMBERS

3.72

Junior **Abdi Bashir Jr.**, who led the NCAA in 3-point field goals while at Monmouth in 2024-25, ranked in the top-20 in 3-point field goals/game (3.72), 3-pointers (67) and 3-point FG percentage (44.4) before his injury.

2092

Preseason All-American **P.J. Haggerty** currently ranks 4th among active Division I in total points with 2,092 points in just 100 games. He leads all of Division I in career scoring average at 20.9 points per game.

6757

K-State's 5 Division I transfers - **Abdi Bashir Jr., P.J. Haggerty, Marcus Johnson, Nate Johnson** and **Khamari McGriff** - have combined to score 6,757 points in 514 career games with 292 starts.

TEAM NOTES

■ OPPONENT SPOTLIGHT: TCU



► Led by 10th-year head coach **Jamie Dixon**, TCU enters Saturday's matchup with an 18-10 record, including an 8-7 mark in Big 12 play. The Horned Frogs shook off a season-opening loss to New Orleans to win 11 of their next 13 games, including back-to-back wins over Florida and Wisconsin. Since a 3-game losing streak from Jan. 10-17, the team has won 7 of their last 10 games.

► TCU is averaging 78.3 points on 44.8 percent shooting, including 33.4 percent from 3-point range, while allowing 72.0 points on 44.4 percent shooting, including 33.9 percent from 3-point range. The Horned Frogs are out-rebounding their foes, 36.1 to 33.4, and turn the ball over just 11.2 times per game. They are shooting 70.7 percent from the free throw line.

► TCU ranks among the best in blocks (4.8/28th), fastbreak points (14.8/28th), turnovers forced (13.9/49th) and turnover margin (+2.6/53rd).

► Three players are averaging in double figures led by sophomore **David Punch**, who is averaging 13.9 points on 51.6 percent shooting. He also leads the team in both rebounding (6.6 rpg.) and blocks (2.1 bpg.). Junior **Xavier Edmonds** (12.6 ppg.), sophomore **Micah Robinson** (10.6 ppg.) and senior **Jayden Pierce** (10.2 ppg.) also average in double figures. Junior **Brock Haggerty** paces the squad in both assists (166) and steals (49).

► Dixon has 522 games in his career, including 328 at Pittsburgh (2003-16) and 194 since taking over at his alma mater in 2016-17. He has led the Horned Frogs to the NCAA Tournament in 3 of the last 4 seasons. He is 12-11 all-time vs. K-State, including 5-3 in Manhattan.

SERIES HISTORY

► K-State leads the all-time series, 21-15, including 18-13 in the Big 12 era and 9-6 in games played in Manhattan and 7-6 in Bramlage Coliseum.

► TCU won 6 of the last 8 meetings, including each of the last 4. The Horned Frogs won the last matchup at Bramlage Coliseum, 75-72, on Feb. 17, 2024. The Wildcats have not won at home in the series since Feb. 7, 2023.

LAST 5 MEETINGS [1-4]

Date	Rank	Result	Score	Location
2/7/2023	12/17	W	82-61	Manhattan
3/9/2023	12/22	L	67-80	Kansas City
2/17/2024	—/—	L	72-75	Manhattan
1/4/2025	—/—	L	62-63	Fort Worth
2/7/2026	—/—	L	82-84	Fort Worth

LAST MEETING IN MANHATTAN

TCU 75, K-STATE 72 (Feb. 17, 2024)

► Senior **Jameer Nelson Jr.**'s 3-pointer with 1.1 seconds proved to be the game-winner in a back-and-forth game, lifting TCU to a 75-72 win over K-State in the last meeting at Bramlage Coliseum on Feb. 17, 2024.

► K-State (15-10, 5-7 Big 12) battled back from a 10-point deficit with 7:14 to play to tie the game at 72-all on a pair of free throws by junior **Cam Carter** with 15.6 seconds. However, after a full timeout by the Wildcats to set up their defense, it was the Horned Frogs which had the final answer as Nelson's step back 3-pointer rose above the outstretched hands of Carter for the game-winner with 1.1 seconds remaining.

■ UP NEXT: WEST VIRGINIA

► K-State completes its home schedule on Tuesday night when the Wildcats play host to West Virginia (16-12, 7-8 Big 12). Tip is set for 7 p.m., CT on ESPN+. The Mountaineers snapped a 4-game losing streak with a 59-54 win over the Wildcats at home on Jan. 27. WVU is looking to sweep the season series for the first time since 2021.



HIGH-FLYING OFFENSE
SECOND-MOST POINTS THROUGH 28 GAMES

► After scoring 80 or more points for the 15th time vs. Baylor (2/17/26), which includes a school-record 8 games of 90 or more points and 2 games of 100 or more points, the Wildcats have continued their fast offensive start.

► The 2237 points are the second-most points through the first 28 games, just behind the 2250 in 2009-10 and just ahead of the 2228 in 2007-08. It marks just the third time eclipsing 2000 points through the first 25 games.

- 2250, 2009-10 (92, 82, 80, 74, 83, 70, 83, 86, 71, 95, 87, 90, 85, 91, 68, 88, 87, 71, 69, 76, 79, 76, 68, 91, 83, 83, 63)
- 2237, 2025-26 (94, 98, 99, 84, 98, 85, 69, 66, 67, 108, 83, 106, 94, 73, 76, 84, 73, 83, 81, 62, 54, 61, 82, 62, 64, 90, 72, 70)
- 2228, 2007-08 (94, 76, 77, 77, 73, 82, 77, 59, 82, 87, 90, 101, 77, 85, 84, 75, 72, 82, 84, 74, 74, 82, 75, 100, 64, 86, 65, 74)
- 2139, 2008-09 (96, 88, 82, 69, 83, 72, 63, 70, 74, 107, 73, 82, 83, 99, 53, 71, 51, 65, 77, 88, 85, 65, 85, 74, 95, 50, 74)
- 2122, 1997-98 (93, 89, 89, 71, 101, 90, 67, 76, 70, 87, 111, 64, 62, 77, 62, 76, 78, 72, 66, 69, 81, 58, 62, 61, 95, 59, 75, 61)

MOST 90-POINT GAMES EVER

► K-State's 8 games of 90 or more points, which includes a pair of 100-point performances, are the most by any Wildcat team, surpassing the 7 by the 1986-87 squad. The 15 games of 80 or more points tie the 1986-87 and 1988-89 teams for the second-most in a single season behind the 22 in 2009-10.

'CATS BREAK 3-POINT RECORD

► The Wildcats have set the school single-season record for 3-point field goals with 267, connecting on 36 percent. The 267 makes are 6 more than the previous record of 261 set during the 2021-22 season. It marks the seventh time with 250 or more makes in a single season. The 741 3-point attempts are the sixth-most in a single season and just 49 from the record of 790 set in 2023-24.

HAGGERTY IN ELITE COMPANY

► Junior **P.J. Haggerty** recorded his fifth 30-point game in the win over Baylor (2/17/26), which is the most since **Michael Beasley** had a school-record 13 in 2007-08. His 21 games of 20 or more points tie for third on the single season list and are the most since Beasley's record 26 in 2007-08. He is the first Wildcat to score in double digits in the first 28 games since **Jacob Pullen** in 2009-10, while his 659 points are the second-most since Beasley's 747 points in 2007-08.

HAGGERTY, JOHNSON BOTH SCORE 30

► Junior **P.J. Haggerty** (34 points) and senior **Nate Johnson** (33 points) became the fifth Big 12 duo and the second this season to each record a 30-point game vs. Baylor (2/17/26). They are the first Wildcat duo to go for 30 or more points since **Michael Beasley** (44 points) and **Bill Walker** (31) did it at Baylor on Feb. 23, 2008. The 67 combined points are the fourth-most by two Wildcats.

JOHNSON FIRST TO POST STAT LINE

► In addition to his 33 points vs. Baylor (2/17/26), senior **Nate Johnson** also produced 9 assists, 6 steals and 5 rebounds in his near 39 minutes of action. He is the first Wildcat to record a stat line of at least 30 points, 9 assists and 6 steals and just the seventh Division I player according to *Basketball Reference*.

HAGGERTY SCORES 37 VS. MSU

► Junior **P.J. Haggerty** had back-to-back 30-point games against Tulsa (11/17/25) and Mississippi State (11/20/25), including a season-high 37 points vs. the Bulldogs. The 37 points are the most scored since **Barry Brown Jr.** had 38 points vs. Oklahoma State on Jan. 10, 2018.

HAGGERTY HAS RARE 30-10 GAME

► Junior **P.J. Haggerty** had 31 points and a career-tying 10 rebounds vs. Tulsa (11/17/25) to become the first Wildcat since **Michael Beasley** in 2008 to post a rare 30-point, 10-rebound double-double.

TRIO OF 'CATS POST 20-POINT GAMES

► K-State had 3 players record 20-point games in the win over Cal (11/13/25), as junior **P.J. Haggerty** led the way with 23 points to go with 21 from senior **Khamari McGriff** and 20 from senior **Nate Johnson**. The trio is the first to each have 20-point games since **Dean Wade** (34 points), **Kamau Stokes** (23 points) and **Barry Brown Jr.** (21 points) did it against Iowa State on Dec. 29, 2017.

LAST TIME OUT
COLORADO 79, K-STATE 70

► A 3-pointer by freshman **Andrej Kostic** helped K-State close to within a possession with 2:13 to play after trailing by as many as 22 points, but Colorado was able to salt the game away from the free throw line, hitting on 6 of 8 attempts, to hold on for a 79-70 win on Wednesday night.

► The loss spoiled an impressive performance by junior **P.J. Haggerty**, who led the way for the Wildcats with a game-high 25 points and a career-tying 10 rebounds. It was his fifth career double-double, including his third of the season. He was joined in double figures by senior **Nate Johnson** and **Kostic**, who each had 10 points.

► Haggerty earned his 21st game of at least 20 points this season, which ties for the third-most in a single season.

► The game came down to a pair of scoring droughts, one in each half, that helped Colorado gain the lead that it held for 34 minutes.

► The Wildcats led 14-13 after a **Kostic** 3-pointer with under 12 minutes to play in the first half before the Buffaloes scored 16 straight points to go ahead 29-14 at the 7:22 mark. The lead grew to as many as 19 points with 3:45 to play before a 15-5 run cut the deficit to 42-33 at the break.

► K-State whittled the lead to 42-37 just 2 minutes into the second half before it was struck with another scoring drought, as Colorado rattled off 17 points in a row to expand the lead to 59-37 with 13:14 to play. A Haggerty jumper ended the drought and sparked a 20-5 run that included 9 straight points that closed it to 64-57 at the 6:31 mark.

► The Buffaloes responded with 7 of the next 11 points to go ahead 71-61 at the final media timeout, but the Wildcats gave it one last push with an 8-0 run that was capped by a 3-pointer from **Kostic** that pulled them to within 73-70 with 2:13 to play. However, they would get no closer, as the Buffs made 6 of 8 free throws to pull away for the final 79-70 margin.

► Colorado narrowly out-shot K-State, 43.1 to 38.8 percent, but made 4 more 3-pointers (9-5) while hitting 7 more free throws (20-13).

QUOTING MATTHEW DRISCOLL

I'm not a moral victory guy. I'm not one that's going to learn from losing. I'm in to keep pouring into the cup because they are a little bit empty.

NON-CONFERENCE BREAKDOWN

NET Ranking (as of Feb. 27): 99

Quad 1: 0-12 ■ Quad 2: 5-4 ■ Quad 3: 1-0 ■ Quad 4: 5-1

Team	Current Record	NET	Date/Result
UNC GREENSBORO	12-17	301	W, 93-64
BELLARMINE	11-18	294	W, 98-71
CALIFORNIA	20-8	57	W, 99-96
TULSA	23-6	49	W, 84-83
vs. Mississippi State	13-15	96	W, 98-77
vs. Nebraska	24-4	11	L, 85-86
@Indiana	17-11	38	L, 69-86
BOWLING GREEN	16-13	163	L, 66-82
SETON HALL	19-9	56	L, 67-78
MISSISSIPPI VALLEY	2-27	365	W, 108-49
@Creighton	14-15	83	W, 83-76
SOUTH DAKOTA	15-15	284	W, 106-76
ULM	4-26	356	W, 94-85

*records and rankings as of Feb. 27



■ HOW THE 'CATS WERE BUILT

'CATS WELCOME 10 NEWCOMERS, INCLUDING 5 DIVISION I TRANSFERS

- ▶ K-State brought in one of the top transfer classes with 10 newcomers, including 5 Division I transfers, 4 players from the international ranks and 1 true freshman. The class has been rated nationally as high as No. 4 by 247Sports and No. 20 by On3.
- ▶ Among the 10 newcomers are 5 Division I transfers, including **Abdi Bashir Jr.** (Monmouth), **P.J. Haggerty** (Memphis), **Marcus Johnson** (Bowling Green), **Nate Johnson** (Akron) and **Khamari McGriff** (UNC Wilmington). Haggerty, N. Johnson and McGriff were on teams that advanced to the NCAA Tournament in 2024-25.
- ▶ The 4 international additions include the school's first-ever players from Italy (**Dorin Buca**), Serbia (**Andrej Kostic**) and Germany (**Elias Rapieque**). The fourth international player - **Stephen Osei** - from Toronto played at the junior college level at Casper College in Wyoming.
- ▶ Haggerty is coming off a career year at Memphis, in which, he became the first Tiger since 2008 to be named an AP All-American while earning consensus Second Team All-American honors. The AAC Player of the Year ranked third nationally in both scoring (21.7 ppg.) and total points (759).
- ▶ Johnson became the first Akron player to be named both the MAC Player and Defensive Player of the Year in the same season and the first since Ball State's **Bonzi Wells** in 1998.
- ▶ Bashir was one of the top scorers in the NCAA in 2024-25, leading the CAA in scoring at 20.1 points per game while leading the nation in 3-point field goals per game (3.85) and second in total 3-pointers (127).
- ▶ McGriff was one of the top sixth men in the CAA at UNC Wilmington, where he was part of 99 wins and 3 conference championships.
- ▶ A member of the German U18 and U20 National Teams, Rapieque played in 53 games with ALBA Berlin in 2024-25 between the EuroLeague (27 games) and the German Basketball Bundesliga (26 games).
- ▶ Kostic was a member of the Serbia U18 and U19 National Teams, winning the gold medal at the 2023 European U18 Championship and the silver medal at the 2024 European U18 Championship.
- ▶ The lone freshman - **Exavier Wilson** - was a 3-time all-state selection and scored more than 1,700 career points in his prep career.

■ NON-CONFERENCE SUCCESS

Year	Overall	Home	Bramlage
2006-07	11-4	7-0	7-0
2007-08	10-4	8-1	7-1
2008-09	12-3	11-0	10-0
2009-10	13-1	9-0	8-0
2010-11	12-3	9-1	8-1
2011-12	11-1	7-0	6-0
2012-13	11-2	9-0	8-0
2013-14	10-3	7-1	7-1
2014-15	7-6	6-2	5-2
2015-16	11-2	8-0	8-0
2016-17	11-2	8-0	8-0
2017-18	11-2	8-1	8-0
2018-19	10-3	7-0	6-0
2019-20	7-6	6-2	6-1
2020-21	4-5	4-5	4-5
2021-22	8-5	6-1	6-1
2022-23	12-1	8-0	7-0
2023-24	10-3	8-1	7-1
2024-25	7-6	4-2	4-1
2025-26	9-4	7-2	7-2
Total	197-66 (.748)	153-20 (.884)	137-16 (.895)

SUCCESS IN NON-CONFERENCE PLAY

- ▶ K-State has posted a 197-66 (.748) record in non-conference play since the 2006-07 season. During that span, the Wildcats have a 153-20 (.884) mark at home venues (includes games played at Bramlage Coliseum, INTRUST Bank Arena in Wichita and the T-Mobile Center in Kansas City) in non-conference play, including a 137-16 (.895) mark at Bramlage Coliseum.
- ▶ K-State's 12-1 non-conference mark in 2022-23 was the best since the 2009-10 team went a program-best 13-1. The 94-85 win over ULM on Dec. 28 gave the Wildcats their third-best non-conference record (9-4) in the past 7 seasons.

1750 WINS AND COUNTING

- ▶ K-State is one of the winningest programs in Division I history, as the Wildcats have posted a 1,767-1,272 (.581) all-time record which includes 32 NCAA Tournament appearances and 21 conference championships. The 1,767 wins are the 43rd-most in Division I history (one shy of Virginia in 42nd), including the seventh-most among current Big 12 schools.

DRISCOLL NAMED INTERIM HEAD COACH

- ▶ Veteran head coach **Matthew Driscoll** was named interim head coach on February 15 after the university parted ways with fourth-year head coach **Jerome Tang**. This is the first time K-State has relieved a sitting head coach with games still left in the regular season.
- ▶ The winningest coach in both North Florida and Atlantic Sun Conference history during a 16-year stint (2009-25) with the Ospreys, Driscoll joined the staff on May 23. He won 248 games at North Florida, including 144 in ASUN play, while guiding the school to 3 regular-season championships and the league's tournament championship and a NCAA Tournament bid in 2015.
- ▶ This is the fifth instance in school history where an interim head coach has been used to replace a sitting head coach. However, the previous four such scenarios involved health situations.
- ▶ Assistant coach **Darryl Winston** served as interim head coach for the last 15 games of the 1984-85 season after **Jack Hartman** suffered a heart attack. Winston posted a 5-10 record and Hartman returned for the 1985-86 season.
- ▶ Assistant coach **Jimmy Elgas** served as interim head coach for 2 games during the 2005-06 season after **Jim Wooldridge** underwent neck surgery, posting a 1-1 record. Wooldridge returned to coach the last 7 games.
- ▶ Most recently, **Bruce Weber** missed 2 games during the 2021-22 season due to COVID-19 health and safety protocols with assistant coach **Shane Southwell** serving as interim head coach vs. Texas on Jan. 4, 2022 while assistant coach **Jermaine Henderson** served as interim coach at West Virginia on Jan. 8, 2022.

BAYLOR NORTH

- ▶ The K-State coaching staff has a number of ties to the Baylor program, including current interim head coach **Matthew Driscoll** and assistant coach **Bill Peterson**. Driscoll was part of **Scott Drew's** first staff from 2003-09, while Peterson helped the Bears to the 2021 NCAA title while on staff from 2017-22.
- ▶ Driscoll and Peterson aren't the only K-State staffers with Baylor ties, as director of player development **Austin Carpenter** was a graduate assistant for Tang with the Bears from 2020-22, while current graduate assistants **Henry Dugat** and **Mark Vital Jr.** are among the best players in Baylor history.
- ▶ Dugat is one of five players known as "The Foundation" that was inducted into the Baylor Athletics Hall of Fame in 2021. He was part of Drew's first two recruiting classes that led to Bears' historic turnaround. He still ranks in the top 20 all-time in program history with 1,229 career points.
- ▶ Vital was a 3-time All-Big 12 selection and a member of Baylor's 2021 National Championship team, playing in 126 games with 105 starts.

NATIONAL POLLS

THE ASSOCIATED PRESS POLL

Updated: Feb. 23, 2026

Rank	School	Record	Points	Prv
1.	Duke (56)	25-2	1520	3
2.	Arizona (5)	25-2	1439	4
3.	Michigan	25-2	1433	1
4.	Iowa State	23-4	1272	6
5.	Houston	23-4	1251	2
6.	UConn	25-3	1211	5
7.	Florida	21-6	1112	12
8.	Purdue	22-5	1062	7
9.	Gonzaga	27-2	1039	11
10.	Illinois	22-6	895	10
11.	Virginia	24-3	884	14
12.	Nebraska	23-4	858	9
13.	Michigan State	22-5	856	15
14.	Kansas	20-7	774	8
15.	St. John's	22-5	763	17
16.	Texas Tech	20-7	592	13
17.	Alabama	20-7	402	25
18.	North Carolina	21-6	388	16
19.	BYU	20-7	361	23
20.	Arkansas	20-7	356	20
21.	Miami (Ohio)	27-0	335	22
22.	Tennessee	20-7	288	—
23.	Saint Louis	25-2	242	18
24.	Louisville	20-7	186	21
25.	Vanderbilt	21-6	171	19

Other receiving votes: Wisconsin 47, Saint Mary's 30, Villanova 15, Miami 10, Utah State 8, NC State 7, SMU 4, Iowa 3, UCF 3, Texas A&M 3, Stephen F. Austin 2, High Point 2, Navy 1.

USA TODAY COACHES POLL

Updated: Feb. 23, 2026

Rank	School	Record	Points	Prv
1.	Duke (27)	25-2	771	3
2.	Arizona (4)	25-2	733	4
3.	Michigan	25-2	723	1
4.	Houston	23-4	647	2
5.	Iowa State	23-4	629	6
6.	UConn	25-3	604	5
7.	Florida	21-6	547	11
8.	Purdue	22-5	538	7
9.	Gonzaga	27-2	532	8
10.	Nebraska	23-4	463	9
11.	Illinois	22-6	453	10
12.	Virginia	24-3	449	14
13.	Michigan State	22-5	404	15
14.	Kansas	20-7	373	12
15.	St. John's	22-5	359	16
16.	Texas Tech	20-7	332	13
17.	Arkansas	20-7	235	17
18.	Alabama	20-7	192	—
19.	North Carolina	21-6	166	20
20.	Louisville	20-7	154	21
21.	Vanderbilt	21-6	144	18
22.	Tennessee	20-7	141	—
23.	BYU	20-7	137	22
24.	Saint Louis	25-2	131	19
25.	Miami (Ohio)	27-0	116	23

Others receiving votes: Wisconsin 35, Villanova 25, Georgia 18, Utah State 7, Iowa 6, Saint Mary's 5, Miami 5, Clemson 1.

TRACKING K-STATE IN THE POLLS

	AP	Coaches
Pre	rv	rv
11/10	rv	rv
11/17	rv	—
11/24	—	—
12/1	—	—
12/8	—	—
12/15	—	—
12/22	—	—
12/29	—	—
1/5	—	—
1/12	—	—
1/19	—	—
1/26	—	—
2/2	—	—
2/9	—	—
2/16	—	—
2/23	—	—
3/2	—	—
3/9	—	—
Final	—	—

WILDCATS VS. RANKED TEAMS

K-State has played over 400 games vs. ranked teams in their history, posting a 138-305 (.316) record, including 28-87 (.248) vs. the top-5, 56-154 (.272) vs. the top-10 and 80-216 (.275) vs. top-15.

K-State has 45 wins vs. ranked foes in the last 13 seasons, including 17 vs. the top 10 (one over No. 1), and 34 Top 25 wins at home.



PLAYER NOTES

HAGGERTY AMONG THE BEST

► Junior **P.J. Haggerty** is among the best players to transfer to K-State, as he is coming off a career-best year in 2024-25, in which, he became the first Memphis Tiger since 2008 to be named an AP All-American while becoming the first Division I player to average at least 21.5 points, 5.5 rebounds, 3.5 assists and 1.5 steals per game to go with 6.5 free throws per game since **Ja Morant** in 2018-19. He is the only Division I player to average at least 21 points, 5.0 rebounds, 4 assists and 1.0 steals per game in each of the last 3 seasons.

► Haggerty, who has also made stops at TCU (2022-23) and Tulsa (2023-24), reached a milestone at No. 3/3 Houston (2/14/26), as he became the fifth current Division I player to eclipse 2,000 points, joining Gonzaga's **Graham Ike**, Indiana's **Tucker DeVries**, Oklahoma's **Nijel Pack** and SMU's **Jaron Pierre Jr.** He has scored in double figures in 92 of 100 career games with 35 games of 25 or more points, including nine 30-point games and one 40-point game.

► The No. 3 scorer nationally at 23.5 points per game, who ranks first in field goals (246) and second in points (659) and field goals attempted (502), posted his fifth game of 30 or more points vs. Baylor (2/17/26), including his 20th game of 20+ points, which is the most since **Michael Beasley** in 2007-08.

► Haggerty is the first Wildcat to score in double figures in the first 28 games since **Jacob Pullen** in 2009-10, while his 659 points are second to **Michael Beasley's** 747 in 2007-08. Of his 28 double-digit scoring games, he has 21 20-point games, which ties for the third-most in a single season.

► Haggerty's 34 points vs. Baylor (2/17/26) tied for the 10th-most by a Wildcat in a Big 12 game. He made 15 field goals for the second time this season, as he made 15-of-23 attempts to go with 5 rebounds, 3 assists and 2 steals. His 5 30-point game this season are the most since Beasley had 13 in 2007-08.

► Haggerty posted his fifth career double-double, including his team-leading third of the season, at Colorado (2/25/26) with 25 points and career-best tying 10 rebounds. It was his second game of at least 20 points and 10 boards this season and the first since a 31-point, 10-rebound effort vs. Tulsa (11/17/25).

ACTIVE CAREER POINTS IN DIVISION I

- Graham Ike, Gonzaga (2,475 points in 141 games)
- Tucker DeVries, Indiana (2,367 points in 140 games)
- Nijel Pack, Oklahoma (2,192 points in 150 games)
- **P.J. Haggerty, K-State (2,092 points in 100 games)**
- Jaron Pierre Jr., SMU (2,077 points in 146 games)
- Bruce Thornton, Ohio State (2,047 points in 130 games)
- Lamar Wilkinson, Indiana (1,910 points in 123 games)
- Honor Huff, West Virginia (1,907 points in 131 games)
- Robbie Avila, Saint Louis (1,896 points in 130 games)
- Boopie Miller (1,884 points in 124 games)

RAPIEQUE RETURNS

► Junior **Elias Rapieque** made his return to the court at Colorado (2/25/26), as he came off the bench to play 8 minutes, scoring 5 points on 2-of-3 field goals, including a 3-pointers, to go with 3 rebounds and an assists. The German national had not played since Jan. 10, missing the last 11 games.

BASHIR GOOD FROM 3

► Junior **Abdi Bashir Jr.** is among the best 3-point shooters in the nation, as he ranked fifth in 3-point field goals/game (3.72), fifth in total 3-pointers (67) and 14th in 3-point percentage (44.4) before going down with an injury on Jan. 19. Last year, he led the NCAA in 3-point field goals/game (3.85) while he was second in 3-point field goals (127) and 3-point field goals attempted (332).

► Bashir has made 245 3-point field goals in his 84-game college career on 39.9 percent shooting, which is nearly 4 made 3-pointers per game. He leads the team with 67 makes so far this season on 44.4 percent shooting. His 7 made 3-pointers vs. Nebraska (11/21/25) tied for the sixth-most ever in a game while he has at least 2 3-pointers in 16 of 18 games with 4 or more in 10 games.

► Bashir eclipsed 1,000 career points with his second of 6 made 3-pointers in his hometown of Omaha in the win at Creighton (12/13/25). He has scored in double figures in 14 of 18 games, including a high of 26 points vs. Nebraska.

JOHNSON IS MR. EVERYTHING

► Senior **Nate Johnson** has impacted the Wildcats in a number of areas, as the transfer ranks first in assists (124), steals (60) and free throw percentage (85.7), second in rebounding (4.8 rpg.) and third in scoring (12.0 ppg.) and 3-pointers (52). He is the only Big 12 player averaging a stat line of at least 12.0 points, 4.5 rebounds, 4.0 assists and 2.0 steals per game.

► Johnson became the first Wildcat to ever post a stat line of at least 30 points, 9 assists and 6 steals vs. Baylor (2/17/26), as he poured in a career-high 33 points to go with 9 assists, 6 steals and 5 rebounds in 39 minutes.

► Johnson has posted 18 double-digit scoring games this season, including 20-point games vs. UNC Greensboro (11/4/25) and California (11/13/25). He has recorded 4 games of 8 or more rebounds, 9 games of 5 or more assists and 10 games of 3 or more steals. He posted his third career double-double and his second this year with 12 points and 10 rebounds at No. 3/3 Houston (2/14/26).

CASTILLO'S IMPROVEMENT

► Junior **David Castillo** has made one of the biggest jumps in production this season, as he ranks fourth on the team in scoring (11.0 ppg.) while connecting on 41.2 percent (110-of-267) from the field, including 36.3 percent (53-of-146) from 3-point range, and 81.4 percent (35-of-43) from the free throw line.

► Castillo has more than tripled his point total (77 to 308) from his freshman year, while also posting 13 double-digit scoring games.

MANNING IS THE MAN

► Junior **Taj Manning's** patience is finally paying off, as the longest tenured Wildcat is finally making an impact on the court. With injuries in the frontcourt, he has averaged 20.4 minutes in the last 21 games with starts in 13 of the last 15 games, including in each of the last 12 games. In that span, he is averaging 4.5 points on 47.4 percent (37-of-78) shooting with 5.8 rebounds per game.

► Manning has made a particular impact on the rebounding end, where 121 of his 127 rebounds this season have come in the last 21 games with a career-high 9 at West Virginia (1/27/26) and vs. Cincinnati (2/11/26). He tied his career-high of 10 points for the third time at No. 13/13 Texas Tech (2/21/26).

SITUATIONAL STATS

	25-26
Overall	11-17
Big 12 play	2-13
At Home	9-7
At Bramlage Coliseum	8-7
On the Road	1-9
At Neutral Sites	1-1
In Overtime	0-0
vs. Top 25 teams	0-7
vs. Top 10 teams	0-4
In games decided by 3 points or less	3-4
In games decided by 4-5 points	0-1
In games decided by 6-10 points	2-3
In games decided by 11-19 points	1-4
In games decided by 20 or more points	5-5
Scoring first	7-7
Leading at the Half	10-2
Tied at the Half	0-0
Trailing at the Half	1-15
K-State shoots 50% or better	8-2
K-State shoots less than 50%	3-15
K-State shoots better than opponent	10-2
Opponent shoots 50% or better	1-6
Opponent shoots less than 50%	10-11
K-State out-rebounds opponent	8-2
Opponent out-rebounds K-State	3-14
K-State shoots 70% or better from FT Line	9-8
K-State has more FT attempts	2-3
Opponent has more FT attempts	5-14
K-State shoots 40% or better from 3-pt range	9-4
K-State makes at least 6 3-pt FGs	10-16
K-State has more turnovers than opponent	3-9
K-State has less turnovers than opponent	5-7
K-State equals opponent in turnovers	3-1
K-State scores 100-plus points	2-0
K-State scores 90-99 points	6-0
K-State scores 80-89 points	3-4
K-State scores 70-79 points	0-5
K-State scores 60-69 points	0-7
K-State scores 50-59 points	0-1
K-State scores less than 50 points	0-0
Opponent scores 100-plus points	0-2
Opponent scores 90 or more points	1-2
Opponent scores 80-89 points	2-9
Opponent scores 70-79 points	6-3
Opponent scores 60-69 points	1-0
Opponent scores 50-59 points	0-1
Opponent scores less than 50 points	1-0
K-State has 2 in double figures	1-4
K-State has 3 in double figures	4-7
K-State has 4 in double figures	5-4
K-State has 5 in double figures	1-1
K-State has 6 in double figures	0-0

HAGGERTY, JOHNSON RECORD SPECIAL PERFORMANCES VS. BAYLOR



► Junior **P.J. Haggerty** and senior **Nate Johnson** became the fifth Big 12 duo and the first Wildcat tandem since 2008 to each record a 30-point game, as K-State snapped a 6-game losing streak with a 90-74 wire-to-wire win over Baylor in interim coach **Matthew Driscoll's** debut on Tuesday.

► Haggerty (34 points) and Johnson (33 points) combined for 67 of the 90 points on 26-of-39 shooting from the field, including 6-of-10 from 3-point range. They are the first duo to go for 30 or more points since **Michael Beasley** (44 points) and **Bill Walker** (31 points) accomplished the feat at Baylor on Feb. 23, 2008. It is just the third such game in school history, as **Curtis Redding** and **Mike Evans** had 37 and 31 points vs. Arizona State on Dec. 14, 1977.

► The 67 combined points are the fourth-most by two Wildcats in school history, and the most since Beasley and Walker combined for 75 points, and the second-most by a duo at Bramlage Coliseum behind the 77 by **Askia Jones** (62 points) and **Anthony Beane** (15 points) vs. Fresno State in 1994.

BIG 12 DUOS WITH 30-POINT GAMES

- Clarence Gilbert (43)/Kareem Rush (31), Missouri vs. Iowa State, Jan. 13, 2001
- Mario Boggan (36)/JamesOn Curry (31), OSU vs. Southern OSU, Jan. 2, 2007
- Michael Beasley (44)/Bill Walker (31), K-State vs. Baylor, Feb. 23, 2008
- AJ Dybantsa (36)/Rob Wright (30), BYU vs. Baylor, Feb. 10, 2026
- **P.J. Haggerty (34)/Nate Johnson (33), K-State vs. Baylor, Feb. 27, 2026**

► Haggerty recorded his fifth 30-point game, as he scored his 34 points on 15-of-23 field goals, including 1-of-2 from beyond the arc, and 3-of-4 free throws to go with 5 rebounds, 3 assists and 2 steals in 38 minutes. His 5 30-point games are the fifth-most in a single season behind **Michael Beasley** (13, 2007-08), **Bob Boozer** (7, 1958-59), **Norris Coleman** (7, 1985-86) and **Mitch Richmond** (6, 1987-88).

► In addition to his career-high 33 points, Johnson dished out a game-high 9 assists to go with a game-best 6 steals and 5 rebounds in playing nearly 39 minutes. He scored his 30 points on 11-of-16 field goals, including 5-of-8 from 3-point range, and a perfect 6-of-6 effort from the free throw line. He is the first Wildcat to post such a stat line in school history and the seventh Division I player to do it according to STATHEAD by Basketball Reference.

DIVISION I PLAYERS WITH AT LEAST 30 POINTS, 9 ASSISTS, 6 STEALS

- Anderson Hunt (30 points, 13 assists, 6 steals), UNLV vs. Loyola Marymount, 1990
- Tim Smith (37 points, 9 assists, 8 steals), ETSU at Campbell, 2006
- David Holston (34 points, 10 assists, 7 steals), Chicago State vs. BCU, 2008
- Jonny Flynn (34 points, 11 assists, 6 steals), Syracuse vs. UConn, 2009
- D.J. Cooper (43 points, 13 assists, 8 steals), Ohio at SBU, 2010
- Caleb Fields (34 points, 11 assists, 8 steals), Ark. St. vs. Texas St., 2024
- **Nate Johnson (33 points, 9 assists, 6 steals) vs. Baylor, 2026**

AROUND THE

■ BIG 12 PLAYERS OF THE WEEK

	Player	Newcomer
Nov. 10	Koa Peat, UofA Christian Anderson, TxDtech	Koa Peat, UofA
<i>Starting Five - Anderson, Peat, AJ Dybantsa, Baba Miller, Darryn Peterson</i>		
Nov. 17	Kingston Flemings, UH	Kingston Flemings, UH
<i>Starting Five - Flemings, AJ Dybantsa, Tamin Lipsey, Flory Bidunga, JT Toppin</i>		
Nov. 24	P.J. Haggerty, K-State Koa Peat, UofA	Koa Peat, UofA
<i>Starting Five - Haggerty, Peat, Jaden Bradley, Jamichael Stillwell, Tamin Lipsey</i>		
Dec. 1	Joshua Jefferson, ISU	Moe Odum, ASU
<i>Starting Five - Jefferson, Odum, Cameron Carr, Flory Bidunga, Brock Harding</i>		
Dec. 8	Milan Momcilovic, ISU	Tounde Yessoufou, BU
<i>Starting Five - Momcilovic, Yessoufou, Kingston Flemings, Parsa Fallah, Christian Anderson</i>		
Dec. 15	Melvin Council Jr., KU	Melvin Council Jr., KU
<i>Starting Five - Council, Braden Burries, AJ Dybantsa, JT Toppin, Honor Huff</i>		
Dec. 22	Christian Anderson, TxDtech	LeJuan Watts, TxDtech
<i>Starting Five - Anderson, Watts, Tounde Yessoufou, AJ Dybantsa, Kingston Flemings</i>		
Dec. 30	AJ Dybantsa, BYU	AJ Dybantsa, BYU
<i>Starting Five - Dybantsa, Tounde Yessoufou, Baba Miller, Joshua Jefferson, Christian Anderson</i>		
Jan. 5	JT Toppin, TxDtech	AJ Dybantsa, BYU
<i>Starting Five - Toppin, Dybantsa, Riley Kugel, Joshua Jefferson, Milan Momcilovic</i>		
Jan. 12	Richie Saunders, BYU	Honor Huff, WVU
<i>Starting Five - Saunders, Huff, Massamba Diop, Kingston Flemings, Darryn Peterson</i>		
Jan. 19	JT Toppin, TxDtech	Darryn Peterson, KU
<i>Starting Five - Toppin, Peterson, Jaden Bradley, Themus Fulks, Baba Miller</i>		
Jan. 26	JT Toppin, TxDtech	AJ Dybantsa, BYU
<i>Starting Five - Dybantsa, Toppin, Kingston Flemings, Milan Momcilovic, Xavier Edmonds</i>		
Feb. 2	Brayden Burries, UofA	Brayden Burries, UofA
<i>Starting Five - Burries, Richie Saunders, Themus Fulks, Tamin Lipsey, Bryson Tiller</i>		
Feb. 9	Flory Bidunga, KU	AJ Dybantsa, BYU
<i>Starting Five - Bidunga, Dybantsa, Cameron Carr, Kingston Flemings, Xavier Edmonds</i>		
Feb. 16	JT Toppin, TxDtech	AJ Dybantsa, BYU
<i>Starting Five - Toppin, Dybantsa, Tonde Yessoufou, Rob Wright, Emanuel Sharp</i>		
Feb. 23	AJ Dybantsa, BYU	AJ Dybantsa, BYU
<i>Starting Five - Dybantsa, Anthony Dell'Orso, Themus Fulks, Moustapha Thiam, Bangot Dak</i>		
Mar. 2		
<i>Starting Five -</i>		
Mar. 9		
<i>Starting Five -</i>		

■ BIG 12 PRESEASON POLL

Team (First-place Votes)	Points
1. Houston (14)	224
2. BYU (1)	204
3. Texas Tech	200
4. Arizona (1)	179
5. Iowa State	170
6. Kansas	163
7. Baylor	137
8. Cincinnati	120
9. K-STATE	117
10. TCU	90
11. West Virginia	79
12. Oklahoma State	77
13. Utah	50
14. UCF	39
15. Colorado	37
16. Arizona State	34

Preseason All-Big 12 First Team

*AJ Dybantsa, BYU
 Ritchie Saunders, BYU
 Emanuel Sharp, Houston
 Joseph Tugler, Houston
 *Milos Uzan, Houston
 Tamin Lipsey, Iowa State
 *Darryn Peterson, Kansas
PJ Haggerty, K-State
 Christian Anderson, Texas Tech
 *JT Toppin, Texas Tech

Preseason Speciality Awards

Preseason Player of the Year: JT Toppin, Texas Tech
Preseason co-Newcomer of the Year: LeJuan Watts, Texas Tech
Freshman of the Year: Darryn Peterson, Kansas

BIG 12 STANDINGS

	SCHOOL	NET	W-L	Pct.	W-L	Pct.	H	A	N	Streak
(1)	Arizona	3	13-2	.767	26-2	.929	14-1	8-1	4-0	W3
(2)	Iowa State	8	11-4	.733	24-4	.857	15-0	5-4	4-0	W1
—	Houston	10	11-4	.733	23-5	.821	13-1	5-3	5-1	L3
—	Kansas	14	11-4	.733	21-7	.750	12-2	5-4	4-1	W1
—	Texas Tech	15	11-4	.733	21-7	.750	14-1	4-4	3-2	W2
(6)	UCF	44	9-6	.600	20-7	.741	13-3	5-4	2-0	W3
(7)	BYU	21	8-7	.533	20-8	.714	11-3	3-4	6-1	L1
—	TCU	46	8-7	.533	18-10	.643	13-5	3-5	2-0	W2
(9)	West Virginia	66	7-8	.467	16-12	.571	13-3	3-5	0-4	L3
—	Cincinnati	54	7-8	.467	15-13	.536	13-3	2-7	0-3	L1
(11)	Colorado	70	6-9	.400	16-12	.571	13-4	1-7	2-1	W2
(12)	Arizona State	75	5-10	.333	14-14	.500	8-5	2-8	4-1	L2
—	Oklahoma State	81	5-10	.333	17-11	.607	14-4	1-6	2-1	W1
(14)	Baylor	50	4-11	.267	14-14	.500	10-6	2-6	2-2	L1
(15)	K-STATE	99	2-13	.133	11-17	.393	9-7	1-9	1-1	L2
—	Utah	118	2-13	.133	10-18	.357	8-8	1-8	1-2	L2

BIG 12 STAT RANKINGS

Scoring

Player	G	FG	3FG	FT	Pts	AVG
1. Dybantsa, AJ - BYU	28	242	39	179	702	25.07
2. Haggerty, PJ - KState	28	246	38	129	659	23.54
3. Toppin, JT - TTU	25	234	16	62	546	21.84
4. Brown, Terrence - Utah	28	195	31	143	564	20.14
5. Anderson, Christian - TTU	27	175	94	84	528	19.56
6. Carr, Cameron - Baylor	28	182	59	107	530	18.93
7. Wright III, Robert - BYU	28	182	50	93	507	18.11
8. Saunders, Richie - BYU	25	149	64	89	451	18.04
9. Yessoufou, Tounde - Baylor	28	187	48	80	502	17.93
10. Momcilovic, Milan - IowaSt	28	163	104	56	486	17.36

Rebounding

Player	G	Off	Def	Total	AVG
1. Toppin, JT - TTU	25	105	166	271	10.84
2. Miller, Baba - UC	26	63	197	260	10.00
3. Awaka, Tobe - UA	28	106	162	268	9.57
4. Dawes, Keanu - Utah	28	58	203	261	9.32
5. Bidunga, Flory - KU	28	81	177	258	9.21
6. Krivas, Motiejus - UA	28	83	151	234	8.36
7. Stillwell, Jamichael - UCF	25	81	118	199	7.96
8. Cenac Jr, Chris - UH	28	62	155	217	7.75
9. Jefferson, Joshua - IowaSt	28	55	155	210	7.50
10. Keita, Keba - BYU	26	64	116	180	6.92

Scoring Offense

Team	G	W-L	Pts	AVG
1. Arizona	28	26-2	2441	87.18
2. BYU	28	20-8	2393	85.46
3. Oklahoma St.	28	17-11	2347	83.82
4. Iowa St.	28	24-4	2319	82.82
5. Baylor	28	14-14	2311	82.54
6. Texas Tech	28	21-7	2297	82.04
7. UCF	27	20-7	2214	82.00
8. Colorado	28	16-12	2243	80.11
9. Kansas St.	28	11-17	2237	79.89
10. TCU	28	18-10	2193	78.32
11. Arizona St.	28	14-14	2186	78.07
12. Houston	28	23-5	2146	76.64
Kansas	28	21-7	2146	76.64
14. Utah	28	10-18	2100	75.00
15. Cincinnati	28	15-13	2031	72.54
16. West Virginia	28	16-12	1947	69.54

Scoring Defense

Team	G	Pts	AVG
1. Houston	28	1744	62.29
2. West Virginia	28	1806	64.50
3. Iowa St.	28	1818	64.93
4. Cincinnati	28	1889	67.46
5. Kansas	28	1909	68.18
6. Arizona	28	1929	68.89
7. TCU	28	2016	72.00
8. Texas Tech	28	2021	72.18
9. BYU	28	2104	75.14
10. Baylor	28	2148	76.71
11. UCF	27	2090	77.41
12. Colorado	28	2181	77.89
13. Utah	28	2192	78.29
14. Arizona St.	28	2209	78.89
15. Kansas St.	28	2270	81.07
16. Oklahoma St.	28	2281	81.46

Team Summaries

Team	G	PF-PA	Avg score	Margin	FG-FGA	Pct.	3FG-FGA	Pct.	FT-FTA	Pct.	RebF	RebA	Margin
Arizona	28	2441-1929	87.2-68.9	+18.29	873-1735	.503	166-465	.357	529-727	.728	1209	883	+11.64
Arizona St.	28	2186-2209	78.1-78.9	-0.82	741-1651	.449	212-627	.338	492-656	.750	928	1003	-2.68
BYU	28	2393-2104	85.5-75.1	+10.32	842-1753	.480	247-702	.352	462-619	.746	1093	957	+4.86
Baylor	28	2311-2148	82.5-76.7	+5.82	817-1707	.479	230-663	.347	447-618	.723	1043	916	+4.54
Cincinnati	28	2031-1889	72.5-67.5	+5.07	724-1688	.429	239-735	.325	344-508	.677	1029	974	+1.96
Colorado	28	2243-2181	80.1-77.9	+2.21	789-1685	.468	209-592	.353	456-608	.750	982	973	+0.32
Houston	28	2146-1744	76.6-62.3	+14.36	774-1743	.444	245-730	.336	353-455	.776	1033	942	+3.25
Iowa St.	28	2319-1818	82.8-64.9	+17.89	838-1671	.501	250-637	.392	393-587	.670	1006	856	+5.36
Kansas	28	2146-1909	76.6-68.2	+8.46	762-1625	.469	207-582	.356	415-538	.771	1078	1007	+2.54
Kansas St.	28	2237-2270	79.9-81.1	-1.18	819-1791	.457	267-741	.360	332-468	.709	966	1039	-2.61
Oklahoma St.	28	2347-2281	83.8-81.5	+2.36	813-1762	.461	217-636	.341	504-688	.733	1060	1034	+0.93
TCU	28	2193-2016	78.3-72.0	+6.32	756-1687	.448	207-620	.334	474-670	.707	1010	936	+2.64
Texas Tech	28	2297-2021	82.0-72.2	+9.86	812-1733	.469	319-813	.392	354-492	.720	1059	942	+4.18
UCF	27	2214-2090	82.0-77.4	+4.59	805-1687	.477	227-593	.383	377-502	.751	997	867	+4.81
Utah	28	2100-2192	75.0-78.3	-3.29	746-1646	.453	221-630	.351	387-532	.727	961	997	-1.29
West Virginia	28	1947-1806	69.5-64.5	+5.04	682-1535	.444	220-659	.334	363-541	.671	969	922	+1.68

■ BIG WINS AT BRAMLAGE COLISEUM

Most memorable wins since the arena's opening in 1988.

Nov. 26, 1988 - K-State 81, Purdue 77

First-ever game in Bramlage Coliseum

First Points Scored by a Wildcat

Steve Henson, 3-pointer vs. Purdue (18:53 of first half)

Jan. 14, 1989 - No. 16 Kansas 75, K-State 74

The first overtime game in Bramlage Coliseum

Mar. 1, 1989 - K-State 76, No. 7 Missouri 75

The first Top 25 win at Bramlage Coliseum

Jan. 16, 1990 - K-State 66, No. 3 Oklahoma 51

The first Top 5 win at Bramlage Coliseum

Feb. 8, 1990 - K-State 65, No. 1 Missouri 58

The first win over a No. 1 team at Bramlage Coliseum

Dec. 8, 1992 - K-State 73, Ohio 72

The first overtime win at Bramlage Coliseum

Jan. 5, 1993 - K-State 79, La Salle 59

The 50th win at Bramlage Coliseum

March 17, 1994 - K-State 78, Mississippi State 67

The first postseason win at Bramlage Coliseum

March 24, 1994 - K-State 115, Fresno State 77

Askia Jones scores a school-record 62 points

Nov. 22, 1997 - K-State 89, Long Beach State 50

The 100th win at Bramlage Coliseum

Dec. 23, 2000 - K-State 86, No. 19 Iowa 78

K-State ends 8-game losing streak vs. Top 25 teams

Feb. 12, 2002 - K-State 69, Texas A&M 38

The 150th win at Bramlage Coliseum

Feb. 8, 2006 - K-State 66, Iowa State 63

The 200th win at Bramlage Coliseum

Jan. 7, 2008 - K-State 85, Savannah State 25

The fewest points allowed at Bramlage Coliseum

Jan. 30, 2008 - No. 22 K-State 84, No. 2 Kansas 75

The first win over Kansas at Bramlage Coliseum

Dec. 8, 2009 - K-State 71, Xavier 56

The 250th win at Bramlage Coliseum

Jan. 18, 2010 - K-State 71, No. 1 Texas 62

The second win over a No. 1 team at Bramlage Coliseum

Feb. 14, 2011 - K-State 84, No. 1 Kansas 68

The third win over a No. 1 team at Bramlage Coliseum

Feb. 25, 2013 - No. 13 K-State 75, Texas Tech 55

The 300th win at Bramlage Coliseum

Feb. 6, 2016 - K-State 80, No. 1 Oklahoma 69

The fourth win over a No. 1 team at Bramlage Coliseum

Jan. 21, 2017 - K-State 79, No. 7 West Virginia 75

The 350th win at Bramlage Coliseum

March 9, 2019 - No. 18 K-State 68, Oklahoma 53

K-State clinches a share of the Big 12 title

Jan. 15, 2022 - K-State 62, No. 19 Texas Tech 51

The 400th win at Bramlage Coliseum

Nov. 7, 2022 - K-State 93, UTRGV 59

Jerome Tang's first win at Bramlage Coliseum

Jan. 17, 2023 - No. 13 K-State 83, No. 2 Kansas 82 (OT)

The first OT win over Kansas at Bramlage Coliseum

Dec. 1, 2024 - K-State 120, UAPB 73

The most K-State points scored at Bramlage Coliseum

Nov. 13, 2025 - K-State 99, California 96

The most combined points in Bramlage Coliseum history

Feb. 17, 2026 - K-State 90, Baylor 74

The 450th win at Bramlage Coliseum



BRAMLAGE COLISEUM
38th season [1988-present]

Now in its 38th season of hosting Wildcat men's basketball, the **Fred Bramlage Coliseum** has carved its own niche in K-State's colorful history of basketball homes. In keeping with the tradition established by Nichols Gymnasium (1910-50) and Ahearn Field House (1950-88), the arena has given the team a deafening, winning environment since its opening in 1988.

Dubbed the "Octagon of Doom," K-State has posted a 450-160 (.741) all-time mark in its current home, including an emotional 81-77 win over Purdue (led by alumnus **Gene Keady**) in the facility's debut on Nov. 26, 1988. The 450 victories are the most at a home venue for the Wildcats, surpassing the previous mark of 378 wins at Ahearn Field House (1950-88).

K-State has earned double-digit victories in 29 of its 37 seasons at Bramlage Coliseum, including a streak of 18 consecutive seasons from 2001-19. Three times Wildcat teams have set the single-season mark with 16 wins in the arena, which came in the 2008-09, 2010-11 and 2012-13 seasons. The 2010-11 team set the high mark for highest winning percentage (16-1; .941) in a single season, which was then matched by the 2012-13 squad. The team recorded a 15-1 mark at home in 2022-23, which tied for the fewest losses in arena history.

K-State's home court advantage has been even better since the 2001-02 season, as the Wildcats have compiled a 311-103 (.759) record at Bramlage Coliseum, which includes a 179-21 (.901) mark in non-conference play. Among those 311 victories are 132 in Big 12 play, including 42 against ranked conference foes. In the last 24 seasons, the school has posted double-digit wins 21 times with an average of just over 12 home wins (12.7) per season.

Wins over Top 25 teams have also been a regular occurrence at Bramlage Coliseum since its opening with 54 ranked opponents falling to K-State, including 23 Top 10 opponents. Four No. 1 teams have been defeated during the arena's history, including No. 1 Missouri in 1990, No. 1 Texas in 2010, No. 1 Kansas in 2011 and No. 1 Oklahoma in 2016. The Wildcats have beaten at least one Top 25 opponent at Bramlage Coliseum every season since 2009-10.

The three Top 10 wins (No. 9 Baylor, No. 4 Kansas and No. 6 Iowa State) at Bramlage Coliseum in 2024 were a first in the arena's history. It surpassed the mark of two Top 10 wins set four times (1989-90, 2007-08, 2013-14, 2022-23).

In addition to wins, Bramlage Coliseum has also played host to some of the biggest crowds in the history of K-State basketball. The Wildcats have averaged better than 12,000 fans in 10 seasons since the doors to the arena opened in 1988-89, including a program-best 12,978 fans during that inaugural season.

Nine of the school's Top 10 attendance averages have come since 2006-07.

K-State has ranked among the NCAA's Top 40 nationally in attendance 13 times in the last 19 seasons, including a program-best 24th in 2012-13 (12,528) and 25th in both 2007-08 (12,529) and 2011-12 (12,783). In addition, the program has been rated 26th in 2006-07 (12,301), 2010-11 (12,652) and 2014-15 (12,549), 29th in 2013-14 (12,125) and 2016-17, 31st in 2009-10 (11,884), 32nd (11,903) in 2015-16 and 35th in 2018-19 (10,640).

K-State was one of 22 schools nationally and one of four Big 12 schools (Arizona, Iowa State and Texas Tech) to have both its men's and women's programs finish in the Top 40 nationally in average attendance in 2023-24, as the Wildcats finished 19th in women's basketball attendance with an average of 5,531 fans. The Wildcat women hosted NCAA First/Second Round action for the first time since 2017, selling out the arena for their Second Round matchup with Colorado.

Seating changes and construction has reduced capacity over the years to its current total of 11,010 for the 2025-26 season. The Wildcats sold out eight games and ranked 23rd nationally in percentage capacity at 87.57% as well as 39th in average (9,596) and total attendance (163,135) in 2022-23.

■ QUICK FACTS

- Opened:** Nov. 26, 1988
- Groundbreaking:** Oct. 18, 1986
- Capacity:** 11,010
- Original cost:** \$17.2 million
- Building:** The coliseum is named for the late 1935 K-State graduate and Junction City (Kan.) businessman **Fred Bramlage**, who made the principle contribution.
- All-Time Record:** 450-160 (.740)
- Conference Record:** 182-128 (.590)
- Big 12 Record:** 151-103 (.598)
- Record vs. Top 25:** 54-78 (.412)
- Record vs. Ranked Big 12:** 50-75 (.403)

4

Four No. 1 teams have gone down at Bramlage, including No. 1 Missouri in 1990, No. 1 Texas in 2010, No. 1 Kansas in 2011 and No. 1 Oklahoma in 2016.

54

K-State has defeated 54 ranked teams in the history of Bramlage Coliseum, including 51 ranked Big 12 foes.

311-103

K-State has tallied a 311-103 record at home since 2001-02, including 130 wins in Big 12 play. The 311 wins rank fourth among all Big 12 schools.

450

K-State has posted a 450-160 all-time record at Bramlage Coliseum since its opening in 1988-89. The 450 wins are the most at a home venue for the Wildcats.



MATTHEW DRISCOLL

INTERIM HEAD COACH
Slippery Rock '92

First Season at K-State [1-2]
38th Season Overall [275-343]



Veteran coach **Matthew Driscoll**, who became the winningest coach in North Florida and Atlantic Sun Conference history during a 16-year stint (2009-25) with the Ospreys, was named interim head coach at Kansas State on February 15, 2026 after parting ways with **Jerome Tang**. Driscoll is in his first season as associate head coach after being hired by Tang on May 23, 2025.

A head coach for 20 seasons counting a four-year stint at Division III La Roche College in the mid-1990s, Driscoll has 275 career victories, including a school-record 248 at North Florida. In addition to being the winningest coach in Ospreys' history, he has the most wins (144) of any head coach in Atlantic Sun Conference (ASUN) history, boasting a career .550 winning percentage in league play. He won 15 or more games 10 times at UNF, while he finished .500 or better in ASUN play on 12 occasions. He owns the program's only three 20-win seasons, which includes 23 in 2014-15, 22 in 2015-16 and 21 in 2019-20.

Driscoll led the Ospreys to three regular-season ASUN championships (2015, 2016, 2020), while winning the league's tournament championship in 2015. He guided the school to three postseason appearances, including the school's first-ever trip to the NCAA Tournament in 2015 where they lost to Robert Morris in the First Four. The team went to NIT the following year in 2015-16, while they earned a bid to the Collegelinsider.com Tournament (CIT) before it was canceled in 2020 due to the COVID-19 pandemic.

Driscoll was three times selected as the ASUN Coach of the Year following his regular season championships in 2014-15, 2015-16 and 2019-20. He was also the 2015 NABC District 3 Coach of the Year following the Ospreys' historic 23-win campaign, in which, they won both the regular season and tournament titles before advancing to the school's first-ever NCAA Tournament appearance.

Driscoll's relationship with Tang dates back more than 20 years, as the two coached alongside each other for six seasons (2003-09) at Baylor as original members of head coach **Scott Drew's** staff. The pair were part of 81 wins at Baylor, helping Drew rebuild the Bears from scandal into their first NCAA Tournament bid in 20 years in 2007-08. Driscoll was named the fourth head coach in North Florida history on April 7, 2009.

The longest tenured head coach in UNF history, Driscoll's teams own every single season program record except for steals, while they produced 27 of the 50 all-time triple-digit scoring outputs. The Ospreys set the ASUN record for points in a game during a 114-111 double-overtime win at Lipscomb on Feb. 16, 2023. His teams led the nation in 3-point field goals/game (12.0 in 2023-24 and 12.8 in 2024-25) and 3-point attempts/game (33.2 in 2023-24 and 25.8 in 2024-25) in each of the last two seasons.

Driscoll coached 13 of the program's 18 1,000-point scorers, including the top-4 scorers and the only 2,000-point scorer in **Dallas Moore** (2,437; 2014-17).

Driscoll's 2014-15 team earned the school's first and only final Top 20 ranking in the *Collegelinsider.com* Mid-Major poll, while the Ospreys received their first-ever votes in The Associated Press (AP) poll this past season after road upset wins at South Carolina and Georgia Tech in November 2024. He guided them to five regular-season tournament titles (2009 South Mississippi Christmas Classic, 2010 and 2014 Cancun Challenge, 2012 Las Vegas Classic, 2015 Brooklyn Hoops Holiday Invitational) and their only four wins over Power 4 teams (Purdue in 2014-15, Illinois in 2015-16 and South Carolina and Georgia Tech in 2024-25).

Driscoll mentored two ASUN Players of the Year (**Dallas Moore** [2015-16, 2016-17], three ASUN Defensive Players of the Year (**Demarcus Daniels** [2014-15, 2015-16] and **Wajid Aminu** [2018-19]), one ASUN Newcomer of the Year (**Noah Horchler** [2017-18]), two ASUN Freshmen of the Year (**Dallas Moore** [2013-14], **Wajid Aminu** [2016-17]) and three ASUN Scholar-Athletes of the Year (**Trent Mackey** [2015-16], **JT Escobar** [2018-19], **Carter Hendricksen** [2020-21]). He also had 7 NABC All-District honorees, including First Teamers **Dallas Moore** (2015-16, 2016-17) and **Chaz Lanier** (2023-24).

Overall, Driscoll coached 19 ASUN all-conference selections, including 10 on the First Team, to go along with 11 All-Tournament and nine All-Freshmen picks. He also had 37 ASUN Players of the Week and 24 Newcomers of the Week. In addition to 16 ASUN All-Academic selections and 120 Academic Honor Roll members, he graduated every player who completed their career at UNF.

Driscoll's success is all the more impressive considering UNF is one of the youngest athletics programs in the country, having only started athletics in 1983 at the NAIA level before joining the Division II ranks in 1993 and eventually moving to Division I and Atlantic Sun Conference in 2005. The school only became eligible for the NCAA Tournament in his first season in 2009-10.

Driscoll spent 6 seasons on staff at Baylor (2003-09), where he helped the Bears develop from an 8-win team in their first season to a then school-record 24 wins in 2008-09. This came as the staff was hamstrung by NCAA penalties from the previous coaching staff, including a ban from non-conference games in 2005-06.

Driscoll spent seven weeks on Drew's staff at Valparaiso before making the move to Baylor. He joined the Crusaders after a 5-year stint (1998-2003) at Clemson working for head coach **Larry Shyatt**. He also worked as Shyatt's assistant at Wyoming in 1997-98, helping the Cowboys to a pair of top-10 upsets.

Driscoll earned his first head coaching position at Division III La Roche College in McCandless Township, Pa., from 1993-97, guiding the RedHawks to 26 wins. He coached the school's all-time leading scorer **Chuck Cieslak**, who was inducted into La Roche's Hall of Fame in 2012. He began his coaching career in 1988 when he served as the head coach of his high school alma mater Northgate High School in Pittsburgh.

MATTHEW DRISCOLL FILE

Experience	38th year [First at K-State]
Date Hired	February 15, 2026
Birthdate	December 14, 1964 [61]
Hometown	Pittsburgh, Pa.
Wife	Carrie
Children	Sons Chase and Paxton

EDUCATION

► Slippery Rock University '92 [B.A., Education]

COACHING EXPERIENCE

- Northgate High School, Head Coach [1988-90]
- Butler County [Pa.] Community College, Assistant Coach [1990-91]
- Seneca Valley [Pa.] High School, Assistant Coach [1991-92]
- Slippery Rock, Assistant Coach [1992-93]
- LaRoche [Pa.] College, Head Coach [1993-97]
- Wyoming, Assistant Coach [1997-98]
- Clemson, Assistant Coach [1998-2003]
- Valparaiso, Assistant Coach [2003]
- Baylor, Assistant Coach [2003-09]
- North Florida, Head Coach [2009-24]
- K-State, Associate Head Coach [2025-present] / Interim Head Coach

COACHING HONORS

- 2015, 2016, 2020 Atlantic Sun Conference Coach of the Year
- 2014-15 NABC District 3 Coach of the Year

YEAR-BY-YEAR AS A HEAD COACH

Year	School	Record (Conf.)	Postseason
1993-94	LaRoche	1-24 (1-11)	---
1994-95	LaRoche	5-23 (1-11)	---
1995-96	LaRoche	5-20	---
1996-97	LaRoche	15-10	---
2009-10	North Florida	13-18 (8-12)	---
2010-11	North Florida	15-19 (10-10)	ASUN Runner-up
2011-12	North Florida	16-16 (10-8)	---
2012-13	North Florida	13-19 (8-10)	---
2013-14	North Florida	16-16 (10-8)	---
2014-15	North Florida	23-12 (12-2*)	NCAA First Four
2015-16	North Florida	22-12 (10-4*)	NIT
2016-17	North Florida	15-19 (8-6)	ASUN Runner-up
2017-18	North Florida	14-19 (7-7)	---
2018-19	North Florida	16-17 (9-7)	---
2019-20	North Florida	21-12 (13-3*)	Postseason ccd
2020-21	North Florida	8-15 (6-6)	---
2021-22	North Florida	11-20 (7-9)	---
2022-23	North Florida	14-17 (9-9)	---
2023-24	North Florida	16-16 (9-7)	---
2024-25	North Florida	15-17 (8-10)	---
2025-26	K-State	1-2 (1-2)	---
Record at UNF (16 years)		248-264 (144-118)	
Totals (20 years)		275-343 (147-142)	

BY THE NUMBER

- Winningest coach in North Florida (248) and ASUN (144) history
- Coached 13 of the 18 1,000-point scorers in UNF school history
- 2 ASUN Players of the Year [**Dallas Moore** - 2015-16, 2016-17]
- 3 ASUN Defensive Players of the Year
- 1 ASUN Newcomer of the Year | 2 ASUN Freshmen of the Year
- 19 ASUN All-Conference selections [10 on the First Team]

ASSISTANT COACHES



JAREEM DOWLING

Assistant Coach
4th Season

► Was the first announced member of head coach **Jerome Tang's** inaugural coaching staff on March 29, 2022.

► Helps run a defensive scheme that has ranked among *KenPom's* top-40 in adjusted defensive efficiency, including 27th (95.0) in 2022-23, 25th (96.8) in 2023-24 and 36th (97.2) in 2024-25.



RODNEY PERRY

Assistant Coach
4th Season

► Joined the K-State staff on July 27, 2022 as a original member of **Jerome Tang's** coaching staff, primarily focusing on offense.

► A finalist for the 2022 *Jersey Mike's* Naismith High School Boys Coach of the Year, Perry came to K-State from Link Academy in Branson, Mo., where he led the Lions to a national runner-up finish.



ANTHONY WINCHESTER

Assistant Coach
4th Season

► Is in the midst of his fourth season at K-State, including his third as an assistant coach after beginning his career as the program's Director of Video Operations in 2022-23.

► Enjoyed a Hall of Fame career at WKU from 2002-06, scoring 1,732 points and becoming an AP All-American as a senior in 2005-06.



BILL PETERSON

Assistant Coach
1st Season

► Joined the K-State staff on April 29, 2025 with experience at virtually every level of college and professional coaching, including time in the NBA with Golden State, Dallas and Milwaukee.

► Peterson previously coached along **Jerome Tang** while at Baylor from 2017-22 where they helped guide the Bears to 2021 national title.



MARCO BORNE

Chief of Staff
4th Season

► Joined the K-State staff on March 29, 2022 as the program's Chief of Staff, where he assists **Jerome Tang** in all areas.

► A native of New Orleans, Borne has been a head coach at Paul Quinn College (2009-11) and as interim head coach at Southern-New Orleans in 2006-07 after Hurricane Katrina.



AUSTIN CARPENTER

Director of Player Development
4th Season

► Joined the K-State staff on April 8, 2022 as the program's Director of Player Development where he assisted **Jerome Tang** in all areas.

► A native of Tulsa, Okla., Carpenter came to K-State from Baylor where he spent 2 seasons as a graduate assistant. He was part of the staff who won the 2021 National Championship.

SEASON/CAREER STATISTICS

Summary

Player	Season Statistics										Career Statistics									
	GP-GS	MIN/G	FG%	3FG%	FT%	R/G	A/G	STL	BLK	PTS/G	GP-GS	MIN/G	FG%	3FG%	FT%	R/G	A/G	STL	BLK	PTS/G
BASHIR JR., Abdi	18-18	24.7	.421	.444	.688	2.2	2.3	9	0	13.2	84-50	23.6	.386	.399	.838	1.9	1.5	34	2	13.2
BUCA, Dorin	26-4	13.2	.515	.200	.533	3.4	0.5	5	34	3.3	26-4	13.2	.515	.200	.533	3.4	0.5	5	34	3.3
CASTILLO, David	28-12	27.6	.412	.363	.814	2.1	1.8	12	1	11.0	60-14	18.2	.365	.329	.838	1.3	1.2	25	2	6.4
HAGGERTY, PJ	28-28	35.0	.490	.362	.690	5.2	3.9	32	1	23.5	100-94	33.6	.486	.343	.766	5.3	3.7	158	5	20.9
IKEGWURUKA, Mobi	10-1	12.5	.571	.000	.500	2.0	0.4	8	4	1.9	34-1	9.3	.592	.000	.522	2.3	0.2	22	9	2.1
JOHNSON, Marcus	13-0	6.3	.267	.296	.667	1.2	0.5	0	0	2.0	101-86	28.2	.458	.405	.870	5.7	1.9	110	36	16.4
JOHNSON, Nate	28-28	32.1	.442	.385	.857	4.8	4.4	60	7	12.0	120-88	26.5	.447	.351	.802	4.0	2.6	183	28	9.6
JONES, CJ	27-0	16.3	.299	.204	.875	1.9	1.3	15	2	3.3	122-59	24.0	.385	.317	.669	2.3	2.5	87	37	6.8
KOSTIC, Andrej	19-0	13.2	.356	.359	.727	1.6	1.1	8	2	4.9	19-0	13.2	.356	.359	.727	1.6	1.1	8	2	4.9
MANNING, Taj	26-13	19.2	.488	.167	.750	4.9	1.0	18	19	3.8	48-14	12.2	.500	.226	.677	3.1	0.6	21	19	2.5
MCGRIFF, Khamari	24-24	19.9	.695	.200	.692	4.2	1.2	14	26	9.0	109-66	16.1	.683	.375	.679	3.3	0.6	39	96	6.9
OSEI, Stephen	3-0	2.9	.333	.000	.000	1.0	0.0	0	0	0.7	3-0	2.9	.333	.000	.000	1.0	0.0	0	0	0.7
RAPIEQUE, Elias	16-12	17.3	.456	.400	.353	2.8	1.6	14	4	4.1	16-12	17.3	.456	.400	.353	2.8	1.6	14	4	4.1

Scoring

Player	Season Statistics								Career Statistics							
	FG-FGA	FG%	3FG-3FGA	3FG%	FT-FTA	FT%	PTS	PTS/G	FG-FGA	FG%	3FG-3FGA	3FG%	FT-FTA	FT%	PTS	PTS/G
BASHIR JR., Abdi	80-190	.421	67-151	.444	11-16	.688	238	13.2	378-979	.386	245-614	.399	109-130	.838	1110	13.2
BUCA, Dorin	34-66	.515	2-10	.200	16-30	.533	86	3.3	34-66	.515	2-10	.200	16-30	.533	86	3.3
CASTILLO, David	110-267	.412	53-146	.363	35-43	.814	308	11.0	129-353	.365	70-213	.329	57-68	.838	385	6.4
HAGGERTY, PJ	246-502	.490	38-105	.362	129-187	.690	659	23.5	698-1436	.486	99-289	.343	597-779	.766	2092	20.9
IKEGWURUKA, Mobi	8-14	.571	0-0	.000	3-6	.500	19	1.9	29-49	.592	0-0	.000	12-23	.522	70	2.1
JOHNSON, Marcus	8-30	.267	8-27	.296	2-3	.667	26	2.0	592-1293	.458	195-482	.405	274-315	.870	1653	16.4
JOHNSON, Nate	115-260	.442	52-135	.385	54-63	.857	336	12.0	410-917	.447	129-368	.351	199-248	.802	1148	9.6
JONES, CJ	32-107	.299	11-54	.204	14-16	.875	89	3.3	318-827	.385	82-259	.317	115-172	.669	833	6.8
KOSTIC, Andrej	31-87	.356	23-64	.359	8-11	.727	93	4.9	31-87	.356	23-64	.359	8-11	.727	93	4.9
MANNING, Taj	39-80	.488	4-24	.167	18-24	.750	100	3.8	46-92	.500	7-31	.226	21-31	.677	120	2.5
MCGRIFF, Khamari	89-128	.695	1-5	.200	36-52	.692	215	9.0	313-458	.683	3-8	.375	125-184	.679	754	6.9
OSEI, Stephen	1-3	.333	0-0	.000	0-0	.000	2	0.7	1-3	.333	0-0	.000	0-0	.000	2	0.7
RAPIEQUE, Elias	26-57	.456	8-20	.400	6-17	.353	66	4.1	26-57	.456	8-20	.400	6-17	.353	66	4.1

Totals

Player	Season Statistics									Career Statistics								
	O-REB	D-REB	TOTAL	PF	FO	A	TO	A/TO	O-REB	D-REB	TOTAL	PF	FO	A	TO	A/TO		
BASHIR JR., Abdi	4	36	40	22	0	41	20	2.1	16	142	158	94	0	125	139	0.9		
BUCA, Dorin	39	50	89	53	3	14	30	0.5	39	50	89	53	3	14	30	0.5		
CASTILLO, David	10	50	60	54	1	50	36	1.4	10	68	78	76	1	74	55	1.3		
HAGGERTY, PJ	35	111	146	72	0	110	91	1.2	108	418	526	208	2	365	291	1.3		
IKEGWURUKA, Mobi	7	13	20	22	0	4	6	0.7	25	52	77	49	0	6	15	0.4		
JOHNSON, Marcus	3	12	15	11	0	6	9	0.7	168	408	576	226	3	196	249	0.8		
JOHNSON, Nate	24	109	133	68	1	124	61	2.0	107	371	478	247	5	312	179	1.7		
JONES, CJ	10	40	50	31	0	35	19	1.8	44	232	276	249	7	304	190	1.6		
KOSTIC, Andrej	10	21	31	24	0	21	16	1.3	10	21	31	24	0	21	16	1.3		
MANNING, Taj	54	73	127	52	2	25	16	1.6	61	88	149	69	2	27	18	1.5		
MCGRIFF, Khamari	35	66	101	80	4	28	24	1.2	141	221	362	223	5	64	79	0.8		
OSEI, Stephen	2	1	3	1	0	0	3	0.0	2	1	3	1	0	0	3	0.0		
RAPIEQUE, Elias	19	26	45	52	2	25	14	1.8	19	26	45	52	2	25	14	1.8		

2025-26 RESULTS

Overall Record: 11-17 (Home: 9-7 // Away: 1-9 // Neutral: 1-1)

Big 12 Record: 2-13 (Home: 2-5 // Away: 0-8)

Date	Rk	Opponent	W/L	Score	Record [Big 12]	High Scorer	High Rebounds	High Assists	High Steals	High Blocks	Attend.
Oct. 24	rv/rv	@rv/rv Missouri	L	91-100	—	Haggerty (23)	Two players (6)	Haggerty (6)	Haggerty (2)	Two players (1)	—
Oct. 29	rv/rv	@NEWMAN	W	112-90	—	Haggerty (27)	Ikegwuruka (6)	Haggerty (10)	Rapieque (5)	Three players (2)	6,901
Nov. 5	rv/rv	UNC GREENSBORO	W	93-64	1-0	Haggerty (27)	N. Johnson (9)	N. Johnson (9)	Rapieque (3)	Two players (2)	7,765
Nov. 8	rv/rv	BELLARMINE	W	98-71	2-0	Haggerty (23)	N. Johnson (7)	Haggerty (11)	Two players (2)	Two players (1)	8,040
Nov. 13	rv/rv	CALIFORNIA	W	99-96	3-0	Haggerty (23)	Castillo (4)	Haggerty (6)	Two players (2)	Buca (4)	7,521
Nov. 17	rv/—	TULSA	W	84-83	4-0	Haggerty (31)	Haggerty (10)	N. Johnson (4)	Haggerty (2)	Two players (1)	7,123
Nov. 20	rv/—	@vs. Mississippi State	W	98-77	5-0	Haggerty (37)	Haggerty (7)	Haggerty (8)	Two players (2)	Four players (1)	5,278
Nov. 21	rv/—	@vs. Nebraska	L	85-86	5-1	Haggerty (27)	Haggerty (6)	Haggerty (7)	Five players (1)	McGriff (2)	6,743
Nov. 25	—/—	@25/24 Indiana	L	69-86	5-2	Haggerty (16)	Two players (5)	Three players (2)	Three players (2)	Two players (1)	12,342
Dec. 1	—/—	BOWLING GREEN	L	66-82	5-3	Castillo (22)	Ikegwuruka (7)	Three players (2)	N. Johnson (2)	McGriff (3)	6,917
Dec. 6	—/—	rv/— SETON HALL	L	67-78	5-4	McGriff (12)	McGriff (8)	Haggerty (6)	Haggerty (3)	Two players (3)	9,195
Dec. 8	—/—	MISSISSIPPI VALLEY	W	108-49	6-4	Haggerty (28)	Two players (6)	N. Johnson (6)	N. Johnson (5)	Buca (5)	6,682
Dec. 13	—/—	@Creighton	W	83-76	7-4	Castillo (19)	Two players (6)	N. Johnson (6)	N. Johnson (4)	McGriff (2)	16,657
Dec. 20	—/—	SOUTH DAKOTA	W	106-76	8-4	Haggerty (24)	Two players (6)	Two players (5)	N. Johnson (5)	McGriff (4)	7,287
Dec. 28	—/—	ULM	W	94-85	9-4	Haggerty (24)	Haggerty (8)	Rapieque (6)	Two players (2)	Two players (1)	8,163
Jan. 3	—/—	10/10 BYU*	L	73-83	9-5 [0-1]	Haggerty (24)	McGriff (8)	Haggerty (6)	Haggerty (4)	Two players (1)	11,010
Jan. 7	—/—	@1/2 Arizona*	L	76-101	9-6 [0-2]	Haggerty (19)	Manning (7)	Haggerty (7)	Ikegwuruka (2)	Buca (3)	14,357
Jan. 10	—/—	@Arizona State*	L	84-87	9-7 [0-3]	Haggerty (25)	Buca (8)	Bashir (4)	Manning (3)	Manning (2)	7,133
Jan. 14	—/—	rv/rv UCF*	L	73-82	9-8 [0-4]	Haggerty (23)	Manning (7)	N. Johnson (10)	N. Johnson (3)	N. Johnson (1)	7,033
Jan. 17	—/—	@Oklahoma State*	L	83-84	9-9 [0-5]	Haggerty (21)	Haggerty (8)	Two players (5)	Four players (1)	Two players (2)	6,838
Jan. 20	—/—	UTAH*	W	81-78	10-9 [1-5]	Haggerty (34)	Haggerty (8)	N. Johnson (6)	Two players (2)	Two players (1)	8,061
Jan. 24	—/—	19/19 KANSAS*	L	62-86	10-10 [1-6]	Haggerty (23)	Buca (11)	Two players (4)	Manning (3)	Buca (1)	9,111
Jan. 27	—/—	@West Virginia*	L	54-59	10-11 [1-7]	Haggerty (16)	Manning (9)	N. Johnson (4)	N. Johnson (3)	Buca (3)	10,809
Feb. 1	—/—	8/9 IOWA STATE*	L	61-95	10-12 [1-8]	Haggerty (23)	Haggerty (9)	N. Johnson (5)	N. Johnson (3)	Manning (2)	8,031
Feb. 7	—/—	@TCU*	L	82-84	10-13 [1-9]	Haggerty (30)	Manning (6)	N. Johnson (11)	N. Johnson (6)	McGriff (3)	5,176
Feb. 11	—/—	CINCINNATI*	L	62-91	10-14 [1-10]	Haggerty (24)	Manning (9)	Two players (4)	Two players (2)	Manning (2)	7,274
Feb. 14	—/—	@3/3 Houston*	L	64-78	10-15 [1-11]	Haggerty (23)	N. Johnson (10)	N. Johnson (4)	Two players (3)	Buca (2)	7,035
Feb. 17	—/—	BAYLOR*	W	90-74	11-15 [2-11]	Haggerty (34)	Manning (8)	N. Johnson (9)	N. Johnson (6)	McGriff (2)	6,789
Feb. 21	—/—	@13/13 Texas Tech*	L	72-100	11-16 [2-12]	Haggerty (17)	McGriff (8)	Two players (2)	Three players (1)	Manning (3)	14,644
Feb. 25	—/—	@Colorado*	L	70-79	11-17 [2-13]	Haggerty (25)	Haggerty (10)	Haggerty (4)	N. Johnson (3)	Two players (1)	6,058
Feb. 28	—/—	TCU*									
Mar. 3	—/—	WEST VIRGINIA*									
Mar. 7	—/—	@Kansas*									
Mar. 10-14	—/—	@vs. TBD									

- 1 – Exhibition (Mizzou Arena, Columbia, Mo.)
- 2 – Exhibition (Bramlage Coliseum, Manhattan, Kan.)
- 3 – Hall of Fame Classic (T-Mobile Center, Kansas City, Mo.)
- 4 – Phillips 66 Big 12 Conference Tournament (T-Mobile Center, Kansas City, Mo.)
- * – Big 12 Conference game

Attendance / Record Summary

► Overall

Site	G	W-L	Total	Avg.	High
Home	16	9-7	126,002	7,875	11,010 vs. BYU (1/3/26)
Away	10	1-9	101,049	10,105	16,657 at Creighton (12/13/25)
Neutral	2	1-1	12,021	6,011	6,743 vs. Nebraska (11/21/25)
Total	28	11-17	239,072	8,538	16,657 at Creighton (12/13/25)

► Big 12

Site	G	W-L	Total	Avg.	High
Home	7	2-5	57,309	8,187	11,010 vs. BYU (1/3/26)
Away	8	0-8	72,050	9,006	14,644 at Texas Tech (2/21/26)
Neutral	—	—	—	—	—
Total	15	2-13	129,357	8,624	14,644 at Texas Tech (2/21/26)

Win/Loss Margin

	1	2	3	4	5	6	7	8	9	10	11	12	13	14	15	16	17	18	19	20-24	25+
Wins (11)	1		2				1		1							1				1	4
Losses (17)	2	1	1		1				2	1	1			1		1	1			1	4

Largest Leads / Deficits

► When Leading

Largest Margin of Victory	59 vs. Mississippi Valley State (12/8/25)
Largest Overall Lead	61 vs. Mississippi Valley State (12/8/25)
Largest Halftime Lead	34 vs. Mississippi Valley State (12/8/25)
Largest Lead in a Loss	18 at TCU (2/7/26)
Largest Halftime Lead in a Loss	4 at TCU (2/7/26)
Largest K-State Run	15-0 vs. UNC Greensboro (11/4/25)

► When Trailing

Largest Margin of Defeat	34 vs. Iowa State (2/1/26)
Largest Overall Deficit	39 vs. Iowa State (2/1/26)
Largest Halftime Deficit	29 vs. Iowa State (2/1/26)
Largest Deficit Overcome in a Win	10 vs. UNC Greensboro (11/4/25)
Largest Halftime Deficit in a Win	1 vs. UNC Greensboro (11/4/25)
Largest Opponent Run	19-0 by Houston (2/14/26)

2025-26 SEASON BOX SCORE

Game Records

Record	Overall	Home	Away	Neutral
ALL GAMES	11-17	9-7	1-9	1-1
CONFERENCE	2-13	2-5	0-8	0-0
NON-CONFERENCE	9-4	7-2	1-1	1-1

Score by Periods

Team	1st	2nd	OT	TOT
Kansas St.	1061	1176	0	2237
Opponents	1093	1177	0	2270

Team Box Score

No.	Player				Total			3-Point		F-Throw		Rebounds										
		GP-GS	MIN	AVG	FG-FGA	FG%	3FG-3FGA	3FG%	FT-FTA	FT%	OFF	DEF	TOT	AVG	PF	DQ	A	TO	BLK	STL	PTS	AVG
4	HAGGERTY, PJ	28-28	980:54	35.0	246-502	.490	38-105	.362	129-187	.690	35	111	146	5.2	72	0	110	91	1	32	659	23.5
1	BASHIR JR., Abdi	18-18	444:17	24.7	80-190	.421	67-151	.444	11-16	.688	4	36	40	2.2	22	0	41	20	0	9	238	13.2
34	JOHNSON, Nate	28-28	899:31	32.1	115-260	.442	52-135	.385	54-63	.857	24	109	133	4.8	68	1	124	61	7	60	336	12.0
10	CASTILLO, David	28-12	771:28	27.6	110-267	.412	53-146	.363	35-43	.814	10	50	60	2.1	54	1	50	36	1	12	308	11.0
21	MCGRIFF, Khamari	24-24	477:37	19.9	89-128	.695	1-5	.200	36-52	.692	35	66	101	4.2	80	4	28	24	26	14	215	9.0
47	KOSTIC, Andrej	19-0	250:23	13.2	31-87	.356	23-64	.359	8-11	.727	10	21	31	1.6	24	0	21	16	2	8	93	4.9
0	RAPIEQUE, Elias	16-12	277:27	17.3	26-57	.456	8-20	.400	6-17	.353	19	26	45	2.8	52	2	25	14	4	14	66	4.1
15	MANNING, Taj	26-13	498:10	19.2	39-80	.488	4-24	.167	18-24	.750	54	73	127	4.9	52	2	25	16	19	18	100	3.8
22	BUCA, Dorin	26-4	342:30	13.2	34-66	.515	2-10	.200	16-30	.533	39	50	89	3.4	53	3	14	30	34	5	86	3.3
3	JONES, CJ	27-0	441:26	16.3	32-107	.299	11-54	.204	14-16	.875	10	40	50	1.9	31	0	35	19	2	15	89	3.3
6	JOHNSON, Marcus	13-0	82:32	6.3	8-30	.267	8-27	.296	2-3	.667	3	12	15	1.2	11	0	6	9	0	0	26	2.0
14	IKEGWURUKA, Mobi	10-1	124:54	12.5	8-14	.571	0-0	.000	3-6	.500	7	13	20	2.0	22	0	4	6	4	8	19	1.9
23	OSEI, Stephen	3-0	08:49	2.9	1-3	.333	0-0	.000	0-0	.000	2	1	3	1.0	1	0	0	3	0	0	2	0.7
Team											50	56	106				12					
Total		28	5600		819-1791	.457	267-741	.360	332-468	.709	302	664	966	34.5	542	13	483	357	100	195	2237	79.9
Opponents		28	5600		791-1742	.454	226-667	.339	462-635	.728	336	703	1039	37.1	434	6	450	359	115	201	2270	81.1

2025-26 BIG 12-ONLY SEASON BOX SCORE

Game Records

Record	Overall	Home	Away	Neutral
ALL GAMES	2-13	2-5	0-8	0-0
CONFERENCE	2-13	2-5	0-8	0-0
NON-CONFERENCE	0-0	0-0	0-0	0-0

Score by Periods

Team	1st	2nd	OT	TOT
Kansas St.	509	578	0	1087
Opponents	633	628	0	1261

Team Box Score

No.	Player				Total			3-Point		F-Throw		Rebounds										
		GP-GS	MIN	AVG	FG-FGA	FG%	3FG-3FGA	3FG%	FT-FTA	FT%	OFF	DEF	TOT	AVG	PF	DQ	A	TO	BLK	STL	PTS	AVG
4	HAGGERTY, PJ	15-15	562:40	37.5	142-299	.475	22-62	.355	55-88	.625	20	60	80	5.3	41	0	52	41	0	20	361	24.1
1	BASHIR JR., Abdi	5-5	142:42	28.5	24-64	.375	18-49	.367	5-6	.833	2	8	10	2.0	6	0	9	6	0	3	71	14.2
34	JOHNSON, Nate	15-15	498:44	33.2	57-147	.388	25-74	.338	36-40	.900	11	53	64	4.3	37	1	73	38	4	32	175	11.7
10	CASTILLO, David	15-10	466:14	31.1	49-141	.348	25-75	.333	12-15	.800	2	25	27	1.8	36	1	17	19	0	8	135	9.0
21	MCGRIFF, Khamari	11-11	216:17	19.7	37-56	.661	0-2	.000	10-13	.769	8	35	43	3.9	40	3	15	13	8	4	84	7.6
47	KOSTIC, Andrej	9-0	145:08	16.1	17-46	.370	16-39	.410	4-6	.667	0	10	10	1.1	13	0	7	8	1	5	54	6.0
0	RAPIEQUE, Elias	3-2	47:60	16.0	6-13	.462	3-8	.375	1-4	.250	3	6	9	3.0	9	1	1	2	0	1	16	5.3
15	MANNING, Taj	15-13	398:10	26.5	29-60	.483	3-16	.188	13-18	.722	40	50	90	6.0	48	2	22	14	15	15	74	4.9
22	BUCA, Dorin	14-4	210:08	15.0	21-41	.512	2-7	.286	3-10	.300	24	26	50	3.6	34	2	6	19	15	5	47	3.4
14	IKEGWURUKA, Mobi	2-0	19:13	9.6	3-5	.600	0-0	.000	0-0	.000	0	1	1	0.5	3	0	0	1	0	4	6	3.0
3	JONES, CJ	14-0	227:51	16.3	16-61	.262	5-33	.152	4-4	1.000	6	15	21	1.5	17	0	20	10	1	8	41	2.9
6	JOHNSON, Marcus	9-0	64:53	7.2	7-26	.269	7-23	.304	2-3	.667	3	7	10	1.1	8	0	6	7	0	0	23	2.6
Team											29	28	57				10					
Total		15	3000		408-959	.425	126-388	.325	145-207	.700	148	324	472	31.5	292	10	228	188	44	105	1087	72.5
Opponents		15	3000		440-933	.472	119-343	.347	262-357	.734	192	423	615	41.0	214	3	255	186	72	99	1261	84.1

2025-26 HOME-ONLY BOX SCORE

Game Records

Record	Overall	Home	Away	Neutral
ALL GAMES	9-7	9-7	0-0	0-0
CONFERENCE	2-5	2-5	0-0	0-0
NON-CONFERENCE	7-2	7-2	0-0	0-0

Score by Periods

Team	1st	2nd	OT	TOT
Kansas St.	632	685	0	1317
Opponents	611	662	0	1273

Team Box Score

No.	Player	Total					3-Point		F-Throw		Rebounds											
		GP-GS	MIN	AVG	FG-FGA	FG%	3FG-3FGA	3FG%	FT-FTA	FT%	OFF	DEF	TOT	AVG	PF	DQ	A	TO	BLK	STL	PTS	AVG
4	HAGGERTY, PJ	16-16	536:11	33.5	144-273	.527	16-45	.356	89-124	.718	20	67	87	5.4	36	0	67	51	1	22	393	24.6
10	CASTILLO, David	16-7	425:06	26.6	75-165	.455	37-91	.407	15-22	.682	5	31	36	2.3	26	0	30	25	0	5	202	12.6
1	BASHIR JR., Abdi	11-11	262:26	23.9	47-108	.435	38-88	.432	4-8	.500	3	23	26	2.4	15	0	33	10	0	6	136	12.4
34	JOHNSON, Nate	16-16	502:49	31.4	68-138	.493	29-71	.408	25-29	.862	14	62	76	4.8	39	0	74	31	3	35	190	11.9
21	MCGRIFF, Khamari	13-13	280:41	21.6	57-79	.722	0-4	.000	25-40	.625	25	36	61	4.7	41	1	14	14	16	11	139	10.7
47	KOSTIC, Andrej	11-0	152:04	13.8	21-54	.389	15-38	.395	6-8	.750	7	18	25	2.3	16	0	15	10	1	7	63	5.7
22	BUCA, Dorin	15-3	211:27	14.1	20-36	.556	0-5	.000	9-21	.429	23	31	54	3.6	33	1	10	21	21	3	49	3.3
15	MANNING, Taj	15-7	283:17	18.9	20-45	.444	3-18	.167	5-6	.833	30	43	73	4.9	24	0	15	11	10	10	48	3.2
3	JONES, CJ	16-0	263:40	16.5	17-60	.283	5-28	.179	11-13	.846	5	26	31	1.9	14	0	19	10	2	9	50	3.1
0	RAPIEQUE, Elias	9-6	145:03	16.1	10-25	.400	1-5	.200	4-11	.364	8	10	18	2.0	27	0	18	8	3	10	25	2.8
14	IKEGWURUKA, Mobi	6-1	84:54	14.1	5-10	.500	0-0	.000	3-6	.500	6	10	16	2.7	13	0	4	4	2	3	13	2.2
6	JOHNSON, Marcus	7-0	47:10	6.7	3-18	.167	3-15	.200	0-0	.000	1	6	7	1.0	5	0	2	5	0	0	9	1.3
23	OSEI, Stephen	1-0	05:12	5.2	0-0	.000	0-0	.000	0-0	.000	1	1	2	2.0	1	0	0	3	0	0	0	0.0
Team											25	27	52				9					
Total		16	3200		487-1011	.482	147-408	.360	196-288	.681	173	391	564	35.3	290	2	301	212	59	121	1317	82.3
Opponents		16	3200		455-1007	.452	131-359	.365	232-327	.709	191	369	560	35.0	252	4	263	215	55	132	1273	79.6

2025-26 ROAD-ONLY SEASON BOX SCORE

Game Records

Record	Overall	Home	Away	Neutral
ALL GAMES	1-9	0-0	1-9	0-0
CONFERENCE	0-8	0-0	0-8	0-0
NON-CONFERENCE	1-1	0-0	1-1	0-0

Score by Periods

Team	1st	2nd	OT	TOT
Kansas St.	350	387	0	737
Opponents	401	433	0	834

Team Box Score

No.	Player	Total					3-Point		F-Throw		Rebounds											
		GP-GS	MIN	AVG	FG-FGA	FG%	3FG-3FGA	3FG%	FT-FTA	FT%	OFF	DEF	TOT	AVG	PF	DQ	A	TO	BLK	STL	PTS	AVG
4	HAGGERTY, PJ	10-10	372:60	37.3	78-187	.417	17-48	.354	29-50	.580	11	35	46	4.6	30	0	28	35	0	8	202	20.2
1	BASHIR JR., Abdi	5-5	129:22	25.9	22-57	.386	18-42	.429	2-3	.667	1	6	7	1.4	7	0	6	6	0	2	64	12.8
34	JOHNSON, Nate	10-10	330:59	33.1	37-101	.366	19-53	.358	27-32	.844	9	39	48	4.8	24	1	42	27	4	23	120	12.0
10	CASTILLO, David	10-5	301:56	30.2	31-89	.348	14-48	.292	13-13	1.000	3	16	19	1.9	25	1	16	10	1	6	89	8.9
0	RAPIEQUE, Elias	5-4	95:12	19.0	14-24	.583	5-10	.500	1-4	.250	8	12	20	4.0	18	2	3	3	0	3	34	6.8
21	MCGRIFF, Khamari	9-9	153:03	17.0	25-42	.595	1-1	1.000	9-10	.900	8	25	33	3.7	33	3	12	9	7	2	60	6.7
15	MANNING, Taj	10-6	211:60	21.2	18-34	.529	1-6	.167	13-18	.722	24	30	54	5.4	28	2	9	5	9	8	50	5.0
3	JONES, CJ	9-0	150:49	16.8	15-45	.333	6-25	.240	3-3	1.000	5	10	15	1.7	13	0	13	8	0	5	39	4.3
22	BUCA, Dorin	9-1	116:57	13.0	13-27	.481	2-4	.500	7-9	.778	15	17	32	3.6	19	2	4	8	12	2	35	3.9
47	KOSTIC, Andrej	6-0	80:09	13.4	8-25	.320	6-19	.316	1-2	.500	2	2	4	0.7	7	0	4	6	1	1	23	3.8
6	JOHNSON, Marcus	6-0	35:23	5.9	5-12	.417	5-12	.417	2-3	.667	2	6	8	1.3	6	0	4	4	0	0	17	2.8
14	IKEGWURUKA, Mobi	2-0	20:27	10.2	2-2	1.000	0-0	.000	0-0	.000	1	1	2	1.0	6	0	0	0	1	4	4	2.0
23	OSEI, Stephen	1-0	00:44	0.7	0-0	.000	0-0	.000	0-0	.000	0	0	0	0.0	0	0	0	0	0	0	0	0.0
Team											19	25	44				3					
Total		10	2000		268-645	.416	94-268	.351	107-147	.728	108	224	332	33.2	216	11	141	124	35	64	737	73.7
Opponents		10	2000		277-614	.451	80-251	.319	200-265	.755	128	285	413	41.3	151	2	160	118	55	60	834	83.4

2025-26 WINS-ONLY BOX SCORE

Game Records

Record	Overall	Home	Away	Neutral
ALL GAMES	11-0	9-0	1-0	1-0
CONFERENCE	2-0	2-0	0-0	0-0
NON-CONFERENCE	9-0	7-0	1-0	1-0

Score by Periods

Team	1st	2nd	OT	TOT
Kansas St.	513	521	0	1034
Opponents	369	460	0	829

Team Box Score

No.	Player				Total		3-Point		F-Throw		Rebounds								PTS	AVG		
		GP-GS	MIN	AVG	FG-FGA	FG%	3FG-3FGA	3FG%	FT-FTA	FT%	OFF	DEF	TOT	AVG	PF	DQ	A	TO			BLK	STL
4	HAGGERTY, PJ	11-11	357:46	32.5	107-185	.578	16-36	.444	65-80	.813	12	50	62	5.6	24	0	48	36	1	12	295	26.8
34	JOHNSON, Nate	11-11	339:57	30.9	61-103	.592	30-55	.545	19-23	.826	12	46	58	5.3	25	0	58	22	3	30	171	15.5
10	CASTILLO, David	11-2	262:08	23.8	55-103	.534	28-56	.500	15-18	.833	4	25	29	2.6	15	0	28	17	1	6	153	13.9
1	BASHIR JR., Abdi	9-9	211:48	23.5	41-89	.461	36-69	.522	1-2	.500	1	22	23	2.6	11	0	26	10	0	3	119	13.2
21	MCGRIFF, Khamari	10-10	200:17	20.0	41-58	.707	1-3	.333	21-26	.808	16	25	41	4.1	32	1	9	8	12	9	104	10.4
47	KOSTIC, Andrej	10-0	118:29	11.8	17-46	.370	11-30	.367	5-7	.714	8	13	21	2.1	12	0	16	8	1	3	50	5.0
0	RAPIEQUE, Elias	9-8	172:54	19.2	15-35	.429	3-10	.300	4-9	.444	11	14	25	2.8	30	1	21	8	3	10	37	4.1
22	BUCA, Dorin	11-1	132:45	12.1	12-26	.462	0-4	.000	10-16	.625	12	22	34	3.1	23	1	6	13	16	0	34	3.1
14	IKEGWURUKA, Mobi	4-1	63:35	15.9	5-6	.833	0-0	.000	2-4	.500	4	6	10	2.5	8	0	3	4	3	2	12	3.0
15	MANNING, Taj	10-2	144:27	14.4	11-20	.550	1-5	.200	3-4	.750	15	25	40	4.0	8	0	6	4	5	4	26	2.6
3	JONES, CJ	11-0	177:54	16.2	11-34	.324	2-13	.154	4-5	.800	2	21	23	2.1	9	0	13	7	1	7	28	2.5
6	JOHNSON, Marcus	2-0	09:54	5.0	1-4	.250	1-4	.250	0-0	.000	0	3	3	1.5	2	0	0	2	0	0	3	1.5
23	OSEI, Stephen	2-0	08:05	4.0	1-3	.333	0-0	.000	0-0	.000	2	1	3	1.5	1	0	0	3	0	0	2	1.0
Team											18	25	43					1				
Total		11	2200		378-712	.531	129-285	.453	149-194	.768	117	298	415	37.7	200	3	234	143	46	86	1034	94.0
Opponents		11	2200		295-692	.426	83-257	.323	156-219	.712	123	226	349	31.7	176	3	155	152	41	92	829	75.4

2025-26 LOSSES-ONLY SEASON BOX SCORE

Game Records

Record	Overall	Home	Away	Neutral
ALL GAMES	0-17	0-7	0-9	0-1
CONFERENCE	0-13	0-5	0-8	0-0
NON-CONFERENCE	0-4	0-2	0-1	0-1

Score by Periods

Team	1st	2nd	OT	TOT
Kansas St.	548	655	0	1203
Opponents	724	717	0	1441

Team Box Score

No.	Player				Total		3-Point		F-Throw		Rebounds								PTS	AVG		
		GP-GS	MIN	AVG	FG-FGA	FG%	3FG-3FGA	3FG%	FT-FTA	FT%	OFF	DEF	TOT	AVG	PF	DQ	A	TO			BLK	STL
4	HAGGERTY, PJ	17-17	623:08	36.7	139-317	.438	22-69	.319	64-107	.598	23	61	84	4.9	48	0	62	55	0	20	364	21.4
1	BASHIR JR., Abdi	9-9	232:29	25.8	39-101	.386	31-82	.378	10-14	.714	3	14	17	1.9	11	0	15	10	0	6	119	13.2
34	JOHNSON, Nate	17-17	559:35	32.9	54-157	.344	22-80	.275	35-40	.875	12	63	75	4.4	43	1	66	39	4	30	165	9.7
10	CASTILLO, David	17-10	509:20	30.0	55-164	.335	25-90	.278	20-25	.800	6	25	31	1.8	39	1	22	19	0	6	155	9.1
21	MCGRIFF, Khamari	14-14	277:20	19.8	48-70	.686	0-2	.000	15-26	.577	19	41	60	4.3	48	3	19	16	14	5	111	7.9
47	KOSTIC, Andrej	9-0	131:54	14.7	14-41	.341	12-34	.353	3-4	.750	2	8	10	1.1	12	0	5	8	1	5	43	4.8
15	MANNING, Taj	16-11	353:43	22.1	28-60	.467	3-19	.158	15-20	.750	39	48	87	5.4	44	2	19	12	14	14	74	4.6
0	RAPIEQUE, Elias	7-4	104:33	14.9	11-22	.500	5-10	.500	2-8	.250	8	12	20	2.9	22	1	4	6	1	4	29	4.1
3	JONES, CJ	16-0	263:31	16.5	21-73	.288	9-41	.220	10-11	.909	8	19	27	1.7	22	0	22	12	1	8	61	3.8
22	BUCA, Dorin	15-3	209:45	14.0	22-40	.550	2-6	.333	6-14	.429	27	28	55	3.7	30	2	8	17	18	5	52	3.5
6	JOHNSON, Marcus	11-0	72:38	6.6	7-26	.269	7-23	.304	2-3	.667	3	9	12	1.1	9	0	6	7	0	0	23	2.1
14	IKEGWURUKA, Mobi	6-0	61:19	10.2	3-8	.375	0-0	.000	1-2	.500	3	7	10	1.7	14	0	1	2	1	6	7	1.2
23	OSEI, Stephen	1-0	00:44	0.7	0-0	.000	0-0	.000	0-0	.000	0	0	0	0.0	0	0	0	0	0	0	0	0.0
Team											32	31	63					11				
Total		17	3400		441-1079	.409	138-456	.303	183-274	.668	185	366	551	32.4	342	10	249	214	54	109	1203	70.8
Opponents		17	3400		496-1050	.472	143-410	.349	306-416	.736	213	477	690	40.6	258	3	295	207	74	109	1441	84.8

2025-26 GAME-BY-GAME STATISTICS

Opponent	W/L	1H	2H	OT	TOT	+/-	FGM-A	Pct.	3FM-A	Pct.	FTM-A	Pct.	OR	DR	TOT	+/-	A	TO	TO Mar	BLK	STL	PF
KANSAS STATE	W	33	60	—	93	+29	34-67	50.7	14-27	51.9	11-20	55.0	11	31	42	+11	22	16	+2	7	9	20
UNC Greensboro		34	30	—	64		23-61	37.7	6-20	30.0	12-20	60.0	10	21	31		15	18		3	11	17
KANSAS STATE	W	46	52	—	98	+27	33-53	62.3	14-23	60.9	18-23	78.3	11	25	36	+14	24	18	-5	3	5	19
Bellarmine		30	41	—	71		28-61	45.9	4-20	20.0	11-17	64.7	11	11	22		11	13		1	12	20
KANSAS STATE	W	55	44	—	99	+3	38-59	64.4	9-18	50.0	14-21	66.7	6	19	25	-1	21	17	0	5	9	17
California		34	62	—	96		35-62	56.5	15-28	53.6	11-14	78.6	9	17	26		21	17		5	11	20
KANSAS STATE	W	39	45	—	84	+1	30-68	44.1	5-24	20.8	19-21	90.5	12	28	40	+2	18	10	-1	2	5	19
Tulsa		34	49	—	83		27-66	40.9	8-30	26.7	21-29	72.4	14	24	38		16	9		1	7	16
KANSAS STATE	W	44	54	—	98	+21	37-73	50.7	14-30	46.7	10-11	90.9	12	26	38	+4	22	8	+6	4	5	19
vs. Mississippi State		36	41	—	77		26-60	43.3	7-25	28.0	18-23	78.3	9	25	34		11	14		5	3	14
KANSAS STATE	L	35	50	—	85	-1	27-62	43.5	12-35	34.3	19-22	86.4	9	23	32	0	19	13	-1	2	5	17
vs. Nebraska		45	41	—	86		33-61	54.1	8-32	25.0	12-20	60.0	8	24	32		16	12		0	6	17
KANSAS STATE	L	27	42	—	69	-17	24-57	42.1	8-20	40.0	13-15	86.7	8	20	28	-7	10	19	-2	2	6	25
@Indiana		39	47	—	86		27-57	47.4	10-33	30.3	22-29	75.9	11	24	35		15	17		4	7	20
KANSAS STATE	L	35	31	—	66	-16	24-61	39.3	6-23	26.1	12-22	54.5	13	19	32	-7	11	6	+2	3	3	18
Bowling Green		49	33	—	82		28-62	45.2	12-26	46.2	14-19	73.7	15	24	39		16	8		2	3	15
KANSAS STATE	L	29	38	—	67	-11	23-62	37.1	6-30	20.0	15-35	42.9	19	28	47	+3	16	16	-4	7	7	22
Seton Hall		35	43	—	78		28-72	38.9	5-23	21.7	17-22	77.3	15	29	44		15	12		5	10	22
KANSAS STATE	W	55	53	—	108	+59	38-66	57.6	19-36	52.8	13-16	81.3	12	33	45	+15	30	14	+5	6	13	15
Mississippi Valley State		21	28	—	49		16-62	25.8	4-18	22.2	13-16	81.3	12	18	30		11	19		4	8	12
KANSAS STATE	W	51	32	—	83	+7	29-68	42.6	12-28	42.9	13-15	86.7	15	27	42	+7	14	7	0	4	5	16
@Creighton		33	43	—	76		25-63	39.7	12-32	37.5	14-15	93.3	11	24	35		15	7		7	4	13
KANSAS STATE	W	57	49	—	106	+30	41-66	62.1	12-24	50.0	12-16	75.0	11	33	44	+16	23	12	0	9	10	21
South Dakota		34	42	—	76		28-67	41.8	9-19	47.4	11-20	55.0	12	16	28		18	12		2	10	14
KANSAS STATE	W	46	48	—	94	+9	33-70	47.1	10-35	28.6	18-24	75.0	15	28	43	+13	25	13	+2	2	8	23
ULM		36	49	—	85		27-55	49.1	7-18	38.9	24-34	70.6	7	23	30		15	15		4	10	20
KANSAS STATE	L	35	38	—	73	-10	28-67	41.8	3-21	14.3	14-19	73.7	11	24	35	-12	15	12	+7	2	12	22
BYU		45	38	—	83		28-63	44.4	9-24	37.5	18-27	66.7	16	31	47		17	19		6	9	16
KANSAS STATE	L	36	40	—	76	-25	26-77	33.8	8-36	22.2	16-19	84.2	12	20	32	-23	14	10	-2	4	6	29
@Arizona		51	50	—	101		34-69	49.3	3-16	18.8	30-39	76.9	15	40	55		17	8		8	8	19
KANSAS STATE	L	38	46	—	84	-3	28-70	40.0	13-31	41.9	15-21	71.4	16	18	34	-14	14	13	+2	3	7	27
@Arizona State		36	51	—	87		30-64	46.9	3-22	13.6	24-32	75.0	18	30	48		14	15		10	6	17
KANSAS STATE	L	28	45	—	73	-9	29-65	44.6	6-30	20.0	9-15	60.0	8	26	34	-1	25	12	-2	1	5	18
UCF		42	40	—	82		32-61	52.5	7-15	46.7	11-18	61.1	7	28	35		18	10		3	8	14
KANSAS STATE	L	43	40	—	83	-1	33-66	50.0	15-33	45.5	2-5	40.0	13	26	39	+2	22	16	-9	5	4	22
@Oklahoma State		48	36	—	84		28-68	41.2	8-24	33.3	20-24	83.3	16	21	37		14	7		3	7	10
KANSAS STATE	W	46	35	—	81	+3	31-62	50.0	12-23	52.2	7-10	70.0	7	22	29	-5	17	10	-1	2	4	13
Utah		43	35	—	78		32-65	49.2	8-23	34.8	6-10	60.0	10	24	34		10	9		4	5	14
KANSAS STATE	L	35	27	—	62	-24	21-61	34.4	10-29	34.5	10-14	71.4	13	15	28	-11	12	8	+2	1	5	15
Kansas		37	49	—	86		31-58	53.4	4-16	25.0	20-24	83.3	12	27	39		19	10		4	2	13
KANSAS STATE	L	22	32	—	54	-5	21-56	37.5	8-25	32.0	4-4	100.0	7	24	31	-7	9	10	+3	4	8	14
@West Virginia		28	31	—	59		23-55	41.8	7-24	29.2	6-9	66.7	10	28	38		14	13		3	6	12
KANSAS STATE	L	21	40	—	61	-34	25-62	40.3	7-23	30.4	4-6	66.7	8	16	24	-15	13	14	-2	4	9	19
Iowa State		50	45	—	95		33-60	55.0	14-27	51.9	15-20	75.0	10	29	39		28	12		1	8	10
KANSAS STATE	L	46	36	—	82	-2	33-63	52.4	11-26	42.3	5-8	62.5	8	17	25	-15	24	12	+1	5	8	23
@TCU		42	42	—	84		27-59	45.8	8-26	30.8	22-36	61.1	17	23	40		18	13		0	7	10
KANSAS STATE	L	31	31	—	62	-29	25-62	40.3	6-25	24.0	6-9	66.7	11	18	29	-8	11	16	-3	3	4	13
Cincinnati		53	38	—	91		31-62	50.0	16-28	57.1	13-16	81.3	13	24	37		21	13		7	5	13
KANSAS STATE	L	19	45	—	64	-14	20-57	35.1	8-26	30.8	16-25	64.0	11	26	37	-5	13	17	-2	3	10	24
@Houston		33	45	—	78		24-59	40.7	7-21	33.3	23-30	76.7	12	30	42		18	15		5	8	21
KANSAS STATE	W	41	49	—	90	+16	34-60	56.7	8-17	47.1	14-17	82.4	5	26	31	-10	18	18	+1	2	13	18
Baylor		34	40	—	74		28-70	40.0	3-24	12.5	15-21	71.4	18	23	41		12	19		5	11	16
KANSAS STATE	L	35	37	—	72	-28	28-64	43.8	6-20	30.0	10-17	58.8	9	19	28	-12	8	6	0	3	3	18
@Texas Tech		49	51	—	100		34-62	54.8	13-28	46.4	19-23	82.6	10	30	40		18	6		8	1	15
KANSAS STATE	L	33	37	—	70	-9	26-67	38.8	5-23	21.7	13-18	72.2	9	27	36	-7	13	14	+3	2	7	19
@Colorado		42	37	—	79		25-58	43.1	9-25	36.0	20-28	71.4	8	35	43		16	17		2	7	15
KANSAS STATE																						
TCU																						
KANSAS STATE																						
West Virginia																						
KANSAS STATE																						
@Kansas																						
KANSAS STATE																						
vs. TBD																						

2025-26 SUPERLATIVES

Individual

Category	Kansas State	Opponent
Points Scored	37 - P.J. Haggerty vs. Mississippi State (11/21/25)	33 - Terrence Brown, Utah (1/20/26)
Field Goals	15 - P.J. Haggerty vs. Utah (1/20/26) 15 - P.J. Haggerty vs. Baylor (2/17/26)	14 - Terrence Brown, Utah (1/20/26)
Field Goals Attempted	29 - P.J. Haggerty vs. Utah (1/20/26)	24 - Terrence Brown, Utah (1/20/26)
Highest FG Percentage (min. 5 made)	100.0 (8-of-8) - Khamari McGriff vs. Bellarmine (11/8/25) 100.0 (7-of-7) - David Castillo vs. Bellarmine (11/8/25) 100.0 (7-of-7) - Khamari McGriff at Oklahoma State (1/17/26)	100.0 (6-of-6) - Sam Hoiberg, Nebraska (11/21/25) 100.0 (5-of-5) - Andrija Vukovic, Oklahoma State (1/17/26)
Highest FG Percentage (min. 10 made)	83.3 (10-of-12) - P.J. Haggerty vs. South Dakota (12/20/25)	76.9 (10-of-13) - Flory Bidunga, Kansas (1/24/26)
3-Point Field Goals Made	7 - Abdi Bashir Jr. vs. Nebraska (11/21/25)	7 - Chris Bell, California (11/13/25)
3-Point Field Goals Attempted	15 - Abdi Bashir Jr. vs. Nebraska (11/21/25)	14 - Pryce Sandfort, Nebraska (11/21/25)
3-Point Field Goal Percentage (min. 3 made)	85.7 (6-of-7) - Nate Johnson vs. UNC Greensboro (11/4/25)	77.8 (7-of-9) - Chris Bell, California (11/13/25)
Free Throws	11 - P.J. Haggerty vs. Bellarmine (11/8/25) 11 - P.J. Haggerty vs. Tulsa (11/17/25)	13 - Reed Bailey, Indiana (11/25/25)
Free Throws Attempted	12 - P.J. Haggerty vs. Bellarmine (11/8/25) 12 - P.J. Haggerty vs. California (11/13/25) 12 - P.J. Haggerty vs. Tulsa (11/17/25) 12 - P.J. Haggerty at Arizona State (1/10/26) 12 - P.J. Haggerty vs. Kansas (1/24/26)	15 - Reed Bailey, Indiana (11/25/25)
Free Throw Percentage (min. 5 made)	100.0 (5-of-5) - Abdi Bashir Jr. vs. Nebraska (11/21/25) 100.0 (7-of-7) - Nate Johnson at Arizona (1/7/26) 100.0 (6-of-6) - Nate Johnson vs. Baylor (2/17/26)	100.0 (8-of-8) - Myles Rigsby, Tulsa (11/17/25) 100.0 (6-of-6) - Sam Towns, Bowling Green (12/1/25) 100.0 (9-of-9) - A.J. Staton-McCray, Seton Hall (12/6/25) 100.0 (7-of-7) - Parsa Fallah, Oklahoma State (1/17/26) 100.0 (7-of-7) - Elmarko Jackson, Kansas (1/24/26) 100.0 (6-of-6) - Tre White, Kansas (1/24/26) 100.0 (6-of-6) - LeJuan Watts, Texas Tech (2/21/26)
Free Throw Percentage (min. 10 made)	91.7 (11-of-12) - P.J. Haggerty vs. Bellarmine (11/8/25) 91.7 (11-of-12) - P.J. Haggerty vs. Tulsa (11/17/25)	92.3 (12-of-13) - Krystian Lewis, ULM (12/28/25)
Offensive Rebounds	8 - Dorin Buca vs. Kansas (1/24/26)	7 - Tobe Awaka, Arizona (1/7/26) 7 - Santiago Trouet, Arizona State (1/10/26) 7 - Parsa Fallah, Oklahoma State (1/17/26)
Defensive Rebounds	8 - Nate Johnson vs. UNC Greensboro (11/4/25) 8 - Nate Johnson at Houston (2/14/26) 8 - P.J. Haggerty at Colorado (2/25/26)	10 - Koa Peat, Arizona (1/7/26)
Total Rebounds	11 - Dorin Buca vs. Kansas (1/24/26)	12 - Motiejus Krivas, Arizona (1/7/26) 12 - Baba Miller, Cincinnati (2/11/26)
Assists	11 - P.J. Haggerty vs. Bellarmine (11/8/25) 11 - Nate Johnson at TCU (2/7/26)	12 - Themus Fulks, UCF (1/14/26) 12 - Melvin Council Jr., Kansas (1/24/26)
Blocked Shots	5 - Dorin Buca vs. Mississippi Valley State (12/8/25)	5 - Massamba Diop, Arizona State (1/10/26)
Steals	6 - Nate Johnson at TCU (2/7/26) 6 - Nate Johnson vs. Baylor (2/17/26)	5 - Dai Dai Ames, California (11/13/25)
Minutes Played	40 - P.J. Haggerty at Oklahoma State (1/17/26) 40 - P.J. Haggerty at Houston (2/14/26) 40 - Nate Johnson at Houston (2/14/26)	38 - Michael James, Mississippi Valley State (12/8/25) 38 - Maurice Odum, Arizona State (1/10/26) 38 - Themus Fulks, UCF (1/14/26) 38 - Melvin Council Jr., Kansas (1/24/26)

Team

K-State High	K-State Low	Category	Opponent High	Opponent Low
108 vs. Mississippi Valley State (12/8/25)	54 at West Virginia (1/27/26)	Points Scored	101 by Arizona (1/7/26)	#49 by Mississippi Valley State (12/8/25)
41 vs. South Dakota (12/20/25)	20 at Houston (2/14/26)	Field Goals	35 by California (11/13/25)	#16 by Mississippi Valley State (12/8/25)
^77 at Arizona (1/7/26)	53 vs. Bellarmine (11/8/25)	Field Goals Attempted	72 by Seton Hall (12/6/25)	55 by West Virginia (1/27/26)
^64.4 vs. California (11/13/25)	33.8 at Arizona (1/7/26)	FG Percentage	56.5 by California (11/13/25)	#25.8 by Mississippi Valley State (12/8/25)
19 vs. Mississippi Valley State (12/8/25)	5, twice	3-Point Field Goals Made	^16 by Cincinnati (2/11/26)	3 by Baylor (2/17/26)
36, twice	17 vs Baylor (2/17/26)	3-Point Field Goals Attempted	33 by Indiana (11/25/25)	18 by Mississippi Valley State (12/8/25)
60.9 vs. Bellarmine (11/8/25)	20.0, twice	3-Point Field Goal Percentage	57.1 by Cincinnati (2/11/26)	12.5 by Baylor (2/17/26)
19, twice	2 at Oklahoma State (1/17/26)	Free Throws	^30 by Arizona (1/7/26)	6, twice
35 vs. Seton Hall (12/6/25)	4 at West Virginia (1/27/26)	Free Throws Attempted	^39 by Arizona (1/7/26)	9 by West Virginia (1/27/26)
90.9 vs. Mississippi State (11/20/25)	40.0 at Oklahoma State (1/17/26)	Free Throw Percentage	93.3 by Creighton (12/13/25)	55.0 by South Dakota (12/20/25)
19 vs. Seton Hall (12/6/25)	5 vs Baylor (2/17/26)	Offensive Rebounds	18, twice	7 by UCF (1/14/26)
33, twice	15 vs. Kansas (1/24/26)	Defensive Rebounds	40 by Arizona (1/7/26)	11 by Bellarmine (11/8/25)
47 vs. Seton Hall (12/6/25)	24 vs. Iowa State (2/1/26)	Total Rebounds	55 by Arizona (1/7/26)	22 by Bellarmine (11/8/25)
^29 at Arizona (1/7/26)	13, twice	Fouls	22 by Seton Hall (12/6/25)	10, 3 times
^3 at Arizona (1/7/26)	0, 17 times	Fouled Out	1, 3 times	0, 24 times
^30 vs. Mississippi Valley State (12/8/25)	8 at Texas Tech (2/21/26)	Assists	28 by Iowa State (2/1/26)	10 by Utah (1/20/26)
19 at Indiana (11/25/25)	6, twice	Turnovers	19, twice	6 by Texas Tech (2/21/26)
9 vs. South Dakota (12/20/25)	1, twice	Blocked Shots	10 by Arizona State (1/10/26)	0, twice
13, twice	3, twice	Steals	12 by Bellarmine (11/8/25)	1 by Texas Tech (2/21/26)
\$56, twice	#18 vs. Kansas (1/24/26)	Points in Paint	56 by Arizona (1/7/26)	10 by Mississippi Valley State (12/8/25)
26 at Houston (2/14/26)	4 at Arizona (1/7/26)	Points off Turnovers	27, twice	2 by Creighton (12/13/25)
20 at Arizona State (1/10/26)	4, twice	2nd Chance Points	^24 by Arizona State (1/10/26)	7, twice
^27, 3 times	3 at Texas Tech (2/21/26)	Fast Break Points	26 by Arizona (1/7/26)	0 by Bowling Green (12/1/25)
42 vs. South Dakota (12/20/25)	6, 3 times	Bench Points	36 by Oklahoma State (1/17/26)	9 by ULM (12/28/25)
57 vs. South Dakota (12/20/25)	19 at Houston (2/14/26)	Points/1st Half	53 by Cincinnati (2/11/26)	21 by Mississippi Valley State (12/8/25)
^67.6, twice	20.8 at Houston (2/14/26)	FG Percentage/1st Half	58.1 by Iowa State (2/1/26)	19.4 by Mississippi Valley State (12/8/25)
60 vs. UNC Greensboro (11/4/25)	31, twice	Points/2nd Half	62 by California (11/13/25)	28 by Mississippi Valley State (12/8/25)
66.7 vs. Baylor (2/17/26)	27.8 at Creighton (12/13/25)	FG Percentage/2nd Half	67.6 by California (11/13/25)	32.3 by Mississippi Valley State (12/8/25)
---	---	Points/Overtime	---	---
---	---	FG Percentage/Overtime	---	---

^High in Jerame Tang era
#Low in Jerame Tang era
\$School record



2025-26 LINEUP COMBINATIONS / NCAA RANKINGS

WILDCATS IN NCAA RANKINGS

Team Stats in the Top 50

Category	Stat	Ranking
Fastbreak Points	15.1	23
Assists/Game	17.3	27

Player Stats in the Top 100

Category	Player	Stat	Ranking
Field Goals	P.J. Haggerty	246	1
Field Goal Att	P.J. Haggerty	502	2
Free Throws	P.J. Haggerty	129	85
Free Throw Att	P.J. Haggerty	187	47
Minutes/Game	P.J. Haggerty	35.0	59
Points	P.J. Haggerty	659	2
Points/Game	P.J. Haggerty	23.5	4
Steals	Nate Johnson	60	22
Steals/Game	Nate Johnson	2.14	23

KILL SHOTS

A "kill shot" is a term coined by college basketball analytics reporter **Evan Miyakawa**. Miyakawa defines a "kill shot" as any time that a team scores 10 or more unanswered points against their opponent. The ability to maximize "kill shots" while minimizing your opponent's "kill shots" plays a major factor in erasing deficits and holding leads.

Run	Score Before	Score After	Opponent
15-0	55-45, 12:35	70-45, 9:39	UNC Greensboro
10-0	15-12, 11:23	25-12, 7:35	Bellarmine
13-0	5-9, 15:54	18-9, 13:22	California
11-0	71-64, 8:46	82-64, 6:16	Mississippi State
11-0	35-45, 19:26	46-45, 17:06	Nebraska
10-0	4-20, 11:33	14-20, 9:00	Indiana
14-0	36-18, 6:38	50-18, 2:04	Mississippi Valley
11-0	8-7, 18:03	19-7, 14:48	South Dakota
10-0	57-36, 19:45	67-36, 16:44	South Dakota
11-0	8-6, 16:38	19-6, 14:12	TCU

WILDCATS BY THE MONTH

Month	Record	PPG	Opp. PPG	Margin	FG%	Opp. FG%	3P%	Opp. 3P%	RPG	APG
November	5-2	89.4	80.4	+9.0	50.8	46.5	42.9	30.9	34.4	19.4
December	4-2	87.3	74.3	+13.0	47.8	39.9	36.9	36.0	42.2	19.8
January	1-7	73.3	82.5	-9.3	41.4	47.3	32.9	29.9	32.8	16.0
February	1-6	71.6	85.9	-14.3	43.9	47.0	31.9	39.1	30.0	14.3
March										

STARTING LINEUPS

Date	Opponent	G	G	G	G/W	W
11.4	UNC GREENSBORO	P.J. Haggerty	Nate Johnson	Abdi Bashir Jr.	Mobi Ikegwuruka	Khamari McGriff
11.8	BELLARMINE	P.J. Haggerty	Nate Johnson	Abdi Bashir Jr.	Elias Rapieque	Khamari McGriff
11.13	CALIFORNIA	P.J. Haggerty	Nate Johnson	Abdi Bashir Jr.	Elias Rapieque	Khamari McGriff
11.17	TULSA	P.J. Haggerty	Nate Johnson	Abdi Bashir Jr.	Elias Rapieque	Khamari McGriff
11.20	vs. Mississippi State	P.J. Haggerty	Nate Johnson	Abdi Bashir Jr.	Elias Rapieque	Khamari McGriff
11.21	vs. Nebraska	P.J. Haggerty	Nate Johnson	Abdi Bashir Jr.	Elias Rapieque	Khamari McGriff
11.25	@Indiana	P.J. Haggerty	Nate Johnson	Abdi Bashir Jr.	Elias Rapieque	Khamari McGriff
12.1	BOWLING GREEN	P.J. Haggerty	David Castillo	Abdi Bashir Jr.	Nate Johnson	Khamari McGriff
12.6	SETON HALL	P.J. Haggerty	David Castillo	Abdi Bashir Jr.	Nate Johnson	Khamari McGriff
12.8	MISSISSIPPI VALLEY	P.J. Haggerty	Nate Johnson	Abdi Bashir Jr.	Elias Rapieque	Khamari McGriff
12.13	@Creighton	P.J. Haggerty	Nate Johnson	Abdi Bashir Jr.	Elias Rapieque	Khamari McGriff
12.20	SOUTH DAKOTA	P.J. Haggerty	Nate Johnson	Abdi Bashir Jr.	Elias Rapieque	Khamari McGriff
12.28	ULM	P.J. Haggerty	Nate Johnson	Abdi Bashir Jr.	Elias Rapieque	Khamari McGriff
1.3	BYU*	P.J. Haggerty	Nate Johnson	Abdi Bashir Jr.	Taj Manning	Khamari McGriff
1.7	@Arizona*	P.J. Haggerty	Nate Johnson	Abdi Bashir Jr.	Elias Rapieque	Khamari McGriff
1.10	@Arizona State*	P.J. Haggerty	Nate Johnson	Abdi Bashir Jr.	Elias Rapieque	Khamari McGriff
1.14	UCF*	P.J. Haggerty	Nate Johnson	Abdi Bashir Jr.	Taj Manning	Khamari McGriff
1.17	@Oklahoma State*	P.J. Haggerty	Nate Johnson	Abdi Bashir Jr.	Taj Manning	Khamari McGriff
1.20	UTAH*	P.J. Haggerty	Nate Johnson	David Castillo	Taj Manning	Dorin Buca
1.24	KANSAS*	P.J. Haggerty	Nate Johnson	David Castillo	Taj Manning	Dorin Buca
1.27	@West Virginia*	P.J. Haggerty	Nate Johnson	David Castillo	Taj Manning	Dorin Buca
2.1	IOWA STATE*	P.J. Haggerty	Nate Johnson	David Castillo	Taj Manning	Dorin Buca
2.7	@TCU*	P.J. Haggerty	Nate Johnson	David Castillo	Taj Manning	Khamari McGriff
2.11	CINCINNATI*	P.J. Haggerty	Nate Johnson	David Castillo	Taj Manning	Khamari McGriff
2.14	@Houston*	P.J. Haggerty	Nate Johnson	David Castillo	Taj Manning	Khamari McGriff
2.17	BAYLOR*	P.J. Haggerty	Nate Johnson	David Castillo	Taj Manning	Khamari McGriff
2.21	@Texas Tech*	P.J. Haggerty	Nate Johnson	David Castillo	Taj Manning	Khamari McGriff
2.25	@Colorado*	P.J. Haggerty	Nate Johnson	David Castillo	Taj Manning	Khamari McGriff
2.28	TCU*					
3.3	WEST VIRGINIA*					
3.7	@Kansas*					

COMBINATIONS

Rank	Combination	Times Used	K-State Record	Last Time Used
1	Haggerty / N. Johnson / Bashir / Ikegwuruka / McGriff	1	1-0	11/4/25 vs. UNC Greensboro
2	Haggerty / N. Johnson / Bashir / Rapieque / McGriff	12	8-4	1/10/26 at Arizona State
3	Haggerty / Castillo / Bashir / N. Johnson / McGriff	2	0-2	12/6/25 vs. Seton Hall
4	Haggerty / N. Johnson / Bashir / Manning / McGriff	3	0-3	1/18/26 at Oklahoma State
5	Haggerty / N. Johnson / Castillo / Manning / Buca	4	1-3	2/1/26 vs. Iowa State
6	Haggerty / N. Johnson / Castillo / Manning / McGriff	6	1-5	2/25/26 at Colorado

STARTING STREAKS & TOTALS

#	Player	Streak	2025-26	Career	K-State Career	Big 12 Play
0	Elias Rapieque	—	13	13	13	2
1	Abdi Bashir Jr.	—	18	50	18	5
2	Exavier Wilson	—	—	—	—	—
3	C.J. Jones	—	—	59	9	1
4	P.J. Haggerty	28	28	94	28	15
6	Marcus Johnson	—	—	—	—	—
10	David Castillo	10	12	14	14	10
14	Mobi Ikegwuruka	—	1	1	1	—
15	Taj Manning	12	13	14	14	13
21	Khamari McGriff	6	24	66	24	11
22	Dorin Buca	—	3	3	3	3
23	Stephen Osei	—	—	—	—	—
34	Nate Johnson	28	28	88	28	15
47	Andrej Kostic	—	—	—	—	—

2025-26 SPECIALITY STATS / BIGGEST LEAD / TIME IN LEAD

SPECIALITY STATS

Date	Opponent	PAINT		OFF TOs		2ND CHANCE		FAST BREAK		BENCH		HALFTIME SCORE		
		KS	Opp.	KS	Opp.	KS	Opp.	KS	Opp.	KS	Opp.	KS	Opp.	Marg
11.4	UNC GREENSBORO	34	28	21	17	14	10	26	8	21	10	33	34	-1
11.8	BELLARMINE	38	46	20	19	17	15	6	9	31	21	46	30	+16
11.13	CALIFORNIA	56	34	22	27	12	13	27	15	28	15	55	34	+21
11.17	TULSA	46	34	12	14	17	15	26	10	23	33	39	34	+5
11.20	vs. Mississippi State	42	30	17	4	9	8	17	4	24	34	44	36	+8
11.21	vs. Nebraska	24	48	18	24	13	11	12	4	8	20	35	45	-10
11.25	@Indiana	24	32	16	27	4	11	11	14	26	16	27	39	-12
12.1	BOWLING GREEN	32	30	6	9	14	17	9	0	6	13	35	49	-14
12.6	SETON HALL	34	40	7	22	10	18	12	11	12	22	29	35	-6
12.8	MISSISSIPPI VALLEY	34	10	17	4	17	7	27	11	38	11	55	21	+34
12.13	@Creighton	34	24	8	2	16	11	9	10	25	17	51	33	+18
12.20	SOUTH DAKOTA	56	38	11	10	14	15	27	12	42	29	57	34	+23
12.28	ULM	44	32	15	20	11	6	16	11	28	9	46	36	+10
1.3	BYU*	48	32	17	7	7	20	4	11	17	13	35	45	-10
1.7	@Arizona*	36	56	4	9	13	19	13	26	29	20	36	51	-15
1.10	@Arizona State*	28	50	16	13	20	24	23	14	14	7	38	36	+2
1.14	UCF*	44	40	10	8	9	12	15	14	6	22	28	42	-14
1.17	@Oklahoma State*	32	40	10	26	16	23	11	14	15	36	43	48	-5
1.20	UTAH*	32	40	8	14	6	12	17	11	8	13	46	43	+3
1.24	KANSAS*	18	46	12	10	11	21	9	8	12	19	35	37	-2
1.27	@West Virginia*	24	30	18	8	4	15	8	10	6	14	22	28	-6
2.1	IOWA STATE*	32	36	6	21	8	10	12	14	13	24	21	50	-29
2.7	@TCU*	34	34	20	22	12	19	14	17	18	22	46	42	+4
2.11	CINCINNATI*	34	24	13	15	13	20	6	13	15	21	31	53	-22
2.14	@Houston*	22	26	26	18	13	15	20	10	9	20	19	33	-14
2.17	BAYLOR*	46	42	23	17	10	20	24	12	12	17	41	34	+7
2.21	@Texas Tech*	36	34	7	8	5	14	3	12	14	12	35	49	-14
2.25	@Colorado*	36	32	18	20	5	7	18	14	17	21	33	42	-9
2.28	TCU*													
3.3	WEST VIRGINIA*													
3.7	@Kansas*													

BIGGEST LEAD/TIME IN LEAD

Date	Opponent	W/L	Score	KS Big Lead	Opp Big Lead	Times Tied	LC	KS in Lead	Opp in Lead	Tied
11.4	UNC GREENSBORO	W	93-64	32	10	3	10	22:06	15:56	1:58
11.8	BELLARMINE	W	98-71	27	1	3	2	37:13	0:13	2:34
11.13	CALIFORNIA	W	99-96	25	4	2	3	36:20	1:43	1:57
11.17	TULSA	W	84-83	10	5	8	10	29:53	6:07	4:00
11.20	vs. Mississippi State	W	98-77	23	4	2	6	33:59	4:57	1:04
11.21	vs. Nebraska	L	85-86	15	5	11	13	8:00	23:41	8:19
11.25	@Indiana	L	69-86	—	23	—	—	—	39:47	0:13
12.1	BOWLING GREEN	L	66-82	—	18	—	—	—	39:04	0:56
12.6	SETON HALL	L	67-78	2	17	3	3	0:54	36:42	2:24
12.8	MISSISSIPPI VALLEY	W	108-49	61	—	1	—	38:35	—	1:25
12.13	@Creighton*	W	83-76	20	3	2	5	36:51	0:56	2:13
12.20	SOUTH DAKOTA*	W	106-76	36	2	—	1	39:11	0:28	0:21
12.28	ULM*	W	94-85	20	6	4	2	27:01	10:54	2:05
1.3	BYU*	L	73-83	5	12	2	4	3:34	34:00	2:26
1.7	@Arizona*	L	76-101	—	29	2	—	—	39:11	0:49
1.10	@Arizona State*	L	84-87	7	9	9	9	15:55	16:18	7:47
1.14	UCF*	L	73-82	2	16	1	6	1:35	37:11	1:14
1.17	@Oklahoma State*	L	83-84	5	10	11	13	9:05	26:32	4:23
1.20	UTAH*	W	81-78	10	5	6	9	25:00	11:37	3:23
1.24	KANSAS*	L	62-86	2	24	1	6	3:34	35:34	0:52
1.27	@West Virginia*	L	54-59	8	10	3	3	20:29	17:39	1:52
2.1	IOWA STATE*	L	61-95	2	39	1	2	0:21	38:17	1:22
2.7	@TCU*	L	82-84	18	2	1	1	39:30	0:07	0:23
2.11	CINCINNATI*	L	62-91	—	32	—	—	—	39:41	0:19
2.14	@Houston*	L	64-78	9	24	—	2	10:52	28:55	0:53
2.17	BAYLOR*	W	90-74	21	—	—	—	39:03	—	0:57
2.21	@Texas Tech*	L	72-100	3	30	3	1	0:34	35:50	3:36
2.25	@Colorado*	L	70-79	4	22	3	4	3:11	33:52	2:57
2.28	TCU*									
3.3	WEST VIRGINIA*									
3.7	@Kansas*									

RECORD BY GAME TIME

Time	When K-State Leads	When Opponent Leads	When Tied
10:00, 1st half	9-2	2-15	0-0
Halftime	10-2	1-15	0-0
10:00	9-4	2-13	0-0
5:00	11-2	0-15	0-0
2:00	9-2	2-15	0-0
1:00	9-1	1-14	1-2

HALF SPLITS

K-State	Most Points	Fewest Points
1st Half	57, 12/20/25 vs. USD	19, 2/14/26 at UH
2nd Half	60, 11/4/25 vs. UNCG	27, 1/24/26 vs. KU
Overtime	—	—

Opponents	Most Points	Fewest Points
1st Half	53, 2/11/26 by Cincinnati	21, 12/8/25 by MVSU
2nd Half	62, 11/13/25 by Cal	28, 12/8/25 by MVSU
Overtime	—	—

Halftime Margin

Biggest Lead	61 points, 12/8/25 by K-State
Biggest Deficit	39 points, 2/1/26 vs. Iowa State

OPENING TIP

Result	Record
K-State controls	7-5
Opponent controls	4-12

FIRST OFF BENCH

Player	Times
Dorin Buca	17
David Castillo	7
C.J. Jones	7
Mobi Ikegwuruka	4
Taj Manning	4
Marcus Johnson	3
Elias Rapieque	3
Andrej Kostic	2

DOUBLE-DOUBLES

Player	S/C	Date/Opp.	Stat Line
P.J. Haggerty	1/3	11/8/25 vs. Bellarmine	23p/11a
P.J. Haggerty	2/4	11/17/25 vs. Tulsa	31p/10r
Nate Johnson	1/2	2/7/26 at TCU	13p/11a
Nate Johnson	2/3	2/14/26 at Houston	12p/10r
P.J. Haggerty	3/5	2/25/26 at Colorado	25p/10r

THE LAST TIME K-STATE...

Team

K-State was ranked No. 1 in AP Top 25: March 14, 1959
K-State was ranked in AP Top 25: No. 15 (March 13, 2023)
K-State was ranked in USA Today Coaches Poll: No. 9 (April 4, 2023)
Played AP No. 1-ranked opponent: Lost to Arizona, 101-76 (Jan. 7, 2026)
Defeated AP No. 1-ranked opponent: Oklahoma, 80-69 (Feb. 6, 2016)
Defeated AP No. 1-ranked opponent on road: Kansas, 68-64 (Jan. 17, 1994)
Played AP No. 2-ranked opponent: Defeated No. 2 Kansas, 83-82 [OT] (Jan. 17, 2023)
Defeated opponent ranked 3-10 by AP: No. 3 Iowa State, 80-61 (Feb. 1, 2025)
Defeated opponent ranked 3-10 by AP on the road: No. 3 Iowa State, 80-61 (Feb. 1, 2025)
Defeated opponent ranked 11-15 by AP: No. 13 Arizona, 73-70 (Feb. 11, 2025)
Defeated AP Top 25 opponent at home: No. 13 Arizona, 73-70 (Feb. 11, 2025)
Defeated AP Top 25 opponent on the road: No. 3 Iowa State, 80-61 (Feb. 1, 2025)
Defeated consecutive AP Top 25 opponents on the road:
 No. 6 Texas, 116-103 (Jan. 3, 2023) and No. 19 Baylor, 97-95 [OT] (Jan. 7, 2023)
Defeated AP Top 25 opponent at neutral site: No. 18 Kentucky, 61-58 (March 22, 2018)

Scoring

Scored 20 or more points: 25 by P.J. Haggerty at Colorado (Feb. 25, 2026)
Reserve scored 20 or more points: 20 by Macaleeb Rich at Wichita State (Dec. 21, 2024)
Freshman scored 20 or more points: 23 by Nijel Pack vs. TCU (March 10, 2021)
Scored 30 or more points: 34 by P.J. Haggerty and 33 by Nate Johnson vs. Baylor (Feb. 17, 2026)
Freshman scored 30 or more points: 34 by Marcus Foster vs. Texas (Feb. 8, 2014)
Scored 35 or more points: 37 by P.J. Haggerty vs. Mississippi State (Nov. 20, 2025)
Scored 40 or more points: 44 by Denis Clemente at Texas (Jan. 31, 2009)
Scored 50 or more points: 62 by Askia Jones vs. Fresno State (March 24, 1994) *school record*
Two or more Wildcats scored 30 or more points in same game:
 P.J. Haggerty (34) and Nate Johnson (33) vs. Baylor (Feb. 17, 2026)
Two or more Wildcats scored 25 or more points in same game:
 P.J. Haggerty (34) and Nate Johnson (33) vs. Baylor (Feb. 17, 2026)
Two or more Wildcats scored 20 or more points in same game:
 P.J. Haggerty (34) and Nate Johnson (33) vs. Baylor (Feb. 17, 2026)
Three or more Wildcats scored 20 or more points in same game:
 P.J. Haggerty (23 points), Khamari McGriff (21 points) and Nate Johnson (20 points) vs. California (Nov. 13, 2025)
Scored 20 points in one half: 28 (2nd) by P.J. Haggerty vs. Utah (Jan. 20, 2026)
Scored 20 points/two straight games:
 P.J. Haggerty (5), 23 vs. No. 8/9 Iowa State (Feb. 1, 2026), 30 at TCU (Feb. 7, 2026), 24 vs. Cincinnati (Feb. 11, 2026), 23 at No. 3/3 Houston (Feb. 14, 2026), 34 vs. Baylor (Feb. 17, 2026)
Scored 20 points/three straight games:
 P.J. Haggerty (5), 23 vs. No. 8/9 Iowa State (Feb. 1, 2026), 30 at TCU (Feb. 7, 2026), 24 vs. Cincinnati (Feb. 11, 2026), 23 at No. 3/3 Houston (Feb. 14, 2026), 34 vs. Baylor (Feb. 17, 2026)
Scored 20 points/four straight games:
 P.J. Haggerty (5), 23 vs. No. 8/9 Iowa State (Feb. 1, 2026), 30 at TCU (Feb. 7, 2026), 24 vs. Cincinnati (Feb. 11, 2026), 23 at No. 3/3 Houston (Feb. 14, 2026), 34 vs. Baylor (Feb. 17, 2026)
Scored 30 points/two straight games:
 P.J. Haggerty, 31 vs. Tulsa (Nov. 17, 2025), 37 vs. Mississippi State (Nov. 20, 2025)
No Wildcat scored in double figures: at Nebraska (Jan. 26, 1983)
One Wildcat scored in double figures: P.J. Haggerty (24) vs. Cincinnati (Feb. 11, 2026)
Four Wildcats scored in double figures:
 P.J. Haggerty (30), Marcus Johnson (15), Nate Johnson (13), David Castillo (11) at TCU (Feb. 7, 2026)
Five Wildcats scored in double figures:
 P.J. Haggerty (24), David Castillo (16), Abdi Bashir Jr. (15), Nate Johnson (15), Khamari McGriff (10) vs. South Dakota (Dec. 20, 2025)
Six Wildcats scored in double figures: Achor Achor (21), Dug McDaniel (18), David Castillo (17), David N'Guessan (17), Brendan Hausen (14), Max Jones (12) vs. UAPB (Dec. 1, 2024)
Seven Wildcats scored in double figures: Keyontae Johnson (18), Nae'Qwan Tomlin (15), Desi Sills (14), David N'Guessan (12), Cam Carter (10), Dorian Finister (10) and Markquis Nowell (10) vs. UIW (Dec. 11, 2022)
All five Wildcat starters scored in double figures: Khamari McGriff (12), Abdi Bashir Jr. (11), P.J. Haggerty (11), Nate Johnson (11), David Castillo (10) vs. Seton Hall (Dec. 6, 2025)
K-State scored 70 or more points: 70 at Colorado (Feb. 25, 2026)
K-State scored 80 or more points: 90 vs. Baylor (Feb. 17, 2026)
K-State scored 90 or more points: 90 vs. Baylor (Feb. 17, 2026)
K-State scored 100 or more points: 106 vs. South Dakota (Dec. 20, 2025)

Field Goal Shooting

Made 10 or more field goals: 10 by P.J. Haggerty at Colorado (Feb. 25, 2026)
Made 15 or more field goals: 15 by P.J. Haggerty vs. Baylor (Feb. 17, 2026)
100 percent from the field (min. 10 att): 100.0% (11-11) by Eddie Elder vs. Colorado (Feb. 23, 1985)
100 percent from the field (min. 5 att): 100% (7-7) by Khamari McGriff at Oklahoma State (Jan. 17, 2026)
K-State connected on 50 percent or better: 56.7 (34-60) vs. Baylor (Feb. 17, 2026)
K-State connected on 50 percent or better in both halves:
 50.0% (17-34)/1st half and 50.0% (14-28)/2nd half vs. Utah (Jan. 20, 2026)
K-State connected on 60 percent or better: 62.1 (41-66) vs. South Dakota (Dec. 20, 2025)
K-State connected on 60 percent or better in both halves:
 67.6% (23-34)/1st half and 60.0% (15-25)/2nd half vs. California (Nov. 13, 2025)
K-State connected on 70 percent or better: 70.0 (42-60) vs. Southern Colorado (Nov. 30, 1985)
K-State made 30 or more field goals: 34 vs. Baylor (Feb. 17, 2026)
K-State made 40 or more field goals: 41 vs. South Dakota (Dec. 20, 2025)
K-State made 45 or more field goals: 49 vs. Morgan State (Jan. 5, 1985) *school record*

K-State made 50 or more field goals: *Never been done in recorded school history*
K-State attempted 60 or more field goals: 67 at Colorado (Feb. 25, 2026)
K-State attempted 70 or more field goals: 70 at Arizona State (Jan. 10, 2026)
K-State attempted 80 or more field goals: 88 vs. South Dakota (Jan. 3, 2010)
K-State attempted 90 or more field goals: 94 vs. Houston (March 14, 1970)
K-State attempted 100 or more field goals: 103 vs. Cal State Fullerton (Dec. 2, 1967)

3-Point Field Goal Shooting

Made 5 or more 3-point field goals: 5 by Nate Johnson vs. Baylor (Feb. 17, 2026)
Made 10 or more 3-point field goals: 14 by Askia Jones vs. Fresno State (March 24, 1994) *school record*
100 percent from the field (min. 5 att): 100.0% (5-5) by David Castillo vs. Bellarmine (Nov. 8, 2025)
K-State connected on 50 percent or better (min. 10 att): 52.2% (12-23) vs. Utah (Jan. 20, 2026)
K-State connected on 60 percent or better (min. 10 att): 60.9% (14-23) vs. Bellarmine (Nov. 8, 2025)
K-State connected on 70 percent or better (min. 10 att): 71.4% (10-14) vs. Western Illinois (Nov. 11, 2016)
K-State connected on 80 percent or better (min. 10 att): 80.0% (8-10) vs. Coastal Carolina (Dec. 6, 1997)
K-State made 10 or more 3-point field goals: 11 at TCU (Feb. 7, 2026)
K-State made 15 or more 3-point field goals: 15 at Oklahoma State (Jan. 17, 2026)
K-State made 20 or more 3-point field goals: 21 vs. UAPB (Dec. 1, 2024)
K-State attempted 30 or more 3-point field goals: 34 at Oklahoma State (Jan. 17, 2026)
K-State attempted 35 or more 3-point field goals: 36 at No. 1/2 Arizona (Jan. 7, 2026)
K-State attempted 40 or more 3-point field goals: 40 vs. UAPB (Dec. 1, 2024) *school record*

Double-Double / Triple-Double

Had a Triple-Double: *Never happened in recorded school history*
Had a 20/20 Double-Double (Pts/Rebs): Michael Beasley (28 pts, 22 rebs) vs. Western Illinois (Nov. 17, 2007)
Had a 30/10 Double-Double (Pts/Rebs): P.J. Haggerty (31 pts, 10 rebs) vs. Tulsa (11/17/25)
Had a 20/10 Double-Double (Pts/Rebs): P.J. Haggerty (25 pts, 10 rebs) at Colorado (Feb. 25, 2026)
Had a Double-Double (Pts/Rebs): P.J. Haggerty (25 pts, 10 rebs) at Colorado (Feb. 25, 2026)
Had a Double-Double (Pts/Asts): Nate Johnson (13 pts, 11 asts) at TCU (Feb. 7, 2026)
Had a Double-Double (Rebs/Asts): *Never happened in recorded school history*
Had a Double-Double (Pts/Rebs) in a Half: David N'Guessan (16 pts, 10 rebs) 2H vs. Arizona State (Feb. 23, 2025)
Had a Double-Double (Pts/Rebs) in Consecutive Games:
 David N'Guessan (12 pts, 17 rebs) at TCU (Jan. 4, 2025) and (12 pts, 12 rebs) at Oklahoma State (Jan. 7, 2025)
Had a Double-Double (Pts/Asts) in Consecutive Games:
 Markquis Nowell (20 pts, 19 asts vs. Michigan State; March 23, 2023) and (30 pts, 12 asts vs. No. 25/25 FAU (March 25, 2023)
Two Players with Double-Doubles in Same Game:
 Selton Miguel (12 pts, 10 rebs) and Mark Smith (14 pts, 10 rebs) vs. UAlbany (Dec. 1, 2021)

[^]Second 30-point, 10-assist game in school history and first in an NCAA Tournament game

Free Throw Shooting

Made 10 or more free throws: 10 by P.J. Haggerty vs. ULM (Dec. 28, 2025)
Made 15 or more free throws: 15 by Jacob Pullen vs. Kansas (Feb. 14, 2011)
Perfect at the FT line (min. 10 att): 10-10 by Taylor Perry vs. Texas (March 13, 2024)
Perfect at the FT line: 17-17 by Steve Henson at Iowa State (Feb. 24, 1988) *school record*
K-State connected on 80 percent or better (min. 15 att.): 82.4% (14-17) vs. Baylor (Feb. 17, 2026)
K-State connected on 90 percent or better (min. 15 att.): 90.5% (19-21) vs. Tulsa (Nov. 17, 2025)
K-State connected on 100 percent or better (min. 15 att.): 100% (16-16) vs. Nebraska (Jan. 26, 1980)
K-State made 20 or more free throws: 25 vs. Mississippi Valley State (Nov. 19, 2024)
K-State made 30 or more free throws: 34 vs. North Alabama (Dec. 2, 2023)
K-State made 40 or more free throws: 41 vs. Oklahoma (Dec. 29, 1958)
K-State attempted 30 or more free throws: 35 vs. Seton Hall (Dec. 6, 2025)
K-State attempted 40 or more free throws: 48 vs. North Alabama (Dec. 2, 2023)
K-State attempted 50 or more free throws: 54 at Colorado (Jan. 16, 2010)
K-State attempted 55 or more free throws: 56 vs. Purdue (Dec. 1, 1958) *school record*

Rebounds

Had 10 or more rebounds: 10 by P.J. Haggerty at Colorado (Feb. 25, 2026)
Had 15 or more rebounds: 17 by David N'Guessan at TCU (Jan. 4, 2025)
Had 20 or more rebounds: 22 by Michael Beasley vs. Western Illinois (Nov. 17, 2007)
Had 10 or more rebounds in consecutive games:
 David N'Guessan (17 at TCU (Jan. 4, 2025) and 12 at Oklahoma State (Jan. 7, 2025)
Multiple players had 10 or more rebounds: Selton Miguel (10 rebs) and Mark Smith (10 rebs) vs. UAlbany (Dec. 1, 2021)
K-State had 20 or more offensive rebounds: 21 vs. Mississippi State (Nov. 19, 2024)
K-State had 30 or more defensive rebounds: 33 vs. South Dakota (Dec. 20, 2025)
K-State had 40 or more rebounds: 43 vs. ULM (Dec. 28, 2025)
K-State had 50 or more rebounds: 63 vs. Central Arkansas (Nov. 22, 2023)
K-State had 60 or more rebounds: 63 vs. Central Arkansas (Nov. 22, 2023)

Assists

Had 10 or more assists: 11 by Nate Johnson at TCU (Feb. 7, 2026)
Had 15 or more assists: 19 by Markquis Nowell vs. Michigan State (March 23, 2023) *school record*
K-State had 20 or more assists: 24 at TCU (Feb. 7, 2026)
K-State had 30 or more assists: 30 vs. Mississippi Valley State (Dec. 8, 2025)

THE LAST TIME K-STATE...

Blocked Shots

Had 5 or more blocked shots: 5 by Dorin Buca vs. Mississippi Valley State (Dec. 8, 2025)

Had 10 or more blocked shots: *Never happened in recorded school history*

K-State had 5 or more blocked shots: 5 at TCU (Feb. 7, 2026)

K-State had 10 or more blocked shots: 11 vs. North Florida (Dec. 11, 2011)

Steals

Had 5 or more steals: 6 by Nate Johnson at TCU (Feb. 7, 2026)

Had 10 or more steals: *Never happened in recorded school history*

K-State had 10 or more steals: 13 vs. Baylor (Feb. 17, 2026)

K-State had 15 or more steals: 15 vs. Oklahoma State (Jan. 29, 2025)

Turnovers

K-State had 3 or fewer turnovers: 3 vs. SIU-Edwardsville (Dec. 14, 1978) *school record*

K-State had 5 or fewer turnovers: 5 at No. 9/10 Kansas (Jan. 18, 2025)

Opponent committed 15 or more turnovers: 17 by Colorado (Feb. 25, 2026)

Opponent committed 20 or more turnovers: 21 by Oklahoma State (Jan. 29, 2025)

Overtime

Played an Overtime Game: Lost to Drake, 73-70 (Dec. 17, 2024)

Played an Overtime Game at home: Won vs. West Virginia, 94-90 (Feb. 26, 2024)

Played a 2-Overtime Game: Lost at No. 13/13 Baylor, 79-72 (Jan. 20, 2016)

Played a 3-Overtime Game: Lost at Oregon State, 87-72 (Dec. 6, 2003)

Played a 4-Overtime Game: Lost at Missouri State, 82-80 (Dec. 8, 1987)

Played in Consecutive OT Games (3 in a row):

Won vs. Oral Roberts, 88-78 (Nov. 28, 2023), Won vs. North Alabama, 75-74 (Dec. 2, 2023), Won vs. Villanova (Dec. 5, 2023)

Winning Streaks

K-State won consecutive games: vs. South Dakota (Dec. 20, 2025) and ULM (Dec. 28, 2025)

K-State had a 5 or more game winning streak: 5, Nov. 4-20, 2025

(longest since winning 6, Jan. 25 to Feb. 11, 2025)

K-State had a 10 or more game winning streak: 10, Nov. 24, 2013 to Jan. 7, 2014

K-State had a 15 or more game winning streak: 21, Dec. 19, 1958 to March 13, 1959

K-State had a 20 or more game winning streak: 21, Dec. 19, 1958 to March 13, 1959

Miscellaneous

Hit a Buzzer Beater: vs. Villanova 72-71 (Dec. 5, 2023) [Tyler Perry 3-pointer at :03.9]

Won after trailing by at least 10 points in second half: 10 vs. Texas (March 13, 2024)

(down 39-29, 20:00 remaining - won 78-74)

Won after trailing by at least 15 points in second half: 15 at Iowa State (Feb. 12, 2022)

(down 45-30, 18:59 remaining - won 75-69 in overtime)

2025-26 BOXSCORES/RECAPS

O1 UNC GREENSBORO

Nov. 4, 2025 | Manhattan, Kan. / Bramlage Coliseum

Score summary table for UNC Greensboro vs K-State: UNC Greensboro 34, 30, 64; K-STATE 33, 60, 93.

► K-State erupted for 60 points in the second half to shake off a one-point halftime deficit, as the Wildcats opened the 2025-26 season with a 93-64 win over UNC Greensboro on Nov. 4 before 7,765 fans at Bramlage Coliseum.

► Three Wildcats scored in double figures, including a pair of 20-point efforts from junior P.J. Haggerty (27 points) and senior Nate Johnson, who narrowly missed the school's first recorded triple-double, with 22 points and game-highs of 9 rebounds and 9 assists. Junior Abdi Bashir Jr. scored all 16 of his points in the second half, hitting on 6-of-7 field goals, including 4-of-5 from 3.

► It marked the first time in nearly 18 years that a pair of Wildcats each went over 20 points in an opener and the first since Michael Beasley and Blake Young went for 32 and 22 points against Sacramento State on Nov. 9, 2007.

► Down 34-33 at the half, the Wildcats (1-0) came out of the locker room a different team, scoring 22 of the first 31 points to take a 12-point lead and force a timeout by UNGC head coach Mike Jones at the 13:25 mark. Unfortunately for the Spartans, the timeout only slowed the Wildcats' momentum as they rattled off 15 straight points - all on 3-pointers from Bashir and Johnson - to go ahead 70-45 with under 10 minutes to play. The lead grew to as many 32 points (89-57) after Haggerty's last points of the night with 3:12 left.

► K-State shot just over 50 percent (34-of-67) from the field, including 59.5 percent (22-of-37) in the second half, while hitting on 51.9 percent (14-of-27) from 3-point range. Eleven of the Wildcats' 14 makes from beyond the arc came after halftime. The 14 3-pointers tie for the seventh-most in any game, while the 11 in the second half tie for the second-most in any half.

► The 60-point second half marked just the 11th time that the Wildcats have scored 60 or more points in any half, as it ties for the ninth-most points in any half and are the most since a 63-point second half against UAPB on Dec. 1, 2024.

► K-State is now 95-27 all-time in season openers, including an 83-10 mark at home and a 31-3 mark at Bramlage Coliseum.

► UNGC (0-1) led by as many as 10 points in the first half before K-State closed to within one at the break. The Spartans were led by graduate Justin Neely, who had 15 points to go with a team-high 9 rebounds, 5 assists and 3 steals in 32 minutes. Freshman Lilian Marville added 10 points in his college debut, while junior Domas Kauzonas chipped in 14 points.

UNC GREENSBORO (O-1) box score table with columns for No., Name, PTS, FG, 3FG, FT, O, D, R, PF, A, TO, S, B, MIN.

Summary statistics for UNC Greensboro: FG 40.0%, 3FG 33.3%, FT 75.0%, Deadball Rebounds: 4, 3; Biggest Run: 7 (10:45 1H); Largest Lead: 10 (9:52 1H); Technical Fouls: none.

K-STATE (1-0)

K-STATE (1-0) box score table with columns for No., Name, PTS, FG, 3FG, FT, O, D, R, PF, A, TO, S, B, MIN.

Summary statistics for K-State: FG 40.0%, 3FG 33.3%, FT 75.0%, Deadball Rebounds: 7, 1; Biggest Run: 15 (9:39 2H); Largest Lead: 32 (3:12 2H); Technical Fouls: None.

Officials: Doug Simons, Chris Paci, Tommy Johnson
Attendance: 7,765 | Start Time: 7:01 p.m. | Game Duration: 2:09
K-State led for 22:06 // UNGC led 15:56 // Game was tied for 1:58
Lead Changes: 10 // Times Tied: 3

Points From Off Turnovers, Paint, 2nd Chance, Fast Break, Bench table for UNC Greensboro and K-State.

O2 BELLARMINE

Nov. 8, 2025 | Manhattan, Kan. / Bramlage Coliseum

Score summary table for Bellarmine vs K-State: Bellarmine 30, 41, 71; K-STATE 46, 52, 98.

► Four Wildcats scored in double figures, including the first career points/assists double-double for junior P.J. Haggerty, as K-State moved to 2-0 with a 98-71 win over Bellarmine on Nov. 8 before 8,040 fans at Bramlage Coliseum.

► The offense continued its fast pace, as K-State (2-0) posted 90 or more points in the first 2 games for the first time in nearly 34 years while totaling the most points in that span since scoring 193 to open the 1991-92 season.

► The Wildcats posted the highest field goal percentage of the Jerome Tang era at 62.3 percent (33-of-53), including 60.9 percent (14-of-23) from 3-point range. It was the highest field goal percentage since hitting on 62.5 percent against Alabama State on Dec. 11, 2019.

► Haggerty led the way with his third career double-double and first points/assists double-double, as he finished with a game-high 23 points on 5-of-9 field goals and 11-of-12 free throws to go with a career-best 11 assists. It marked his first double-double since posting a pair of tradition points/rebounds double-doubles while playing at Tulsa in 2023-24.

► Two Wildcats - senior Khamari McGriff and sophomore David Castillo - each went perfect from the field, becoming the 24th and 25th players in school history to go perfect from the field on 5 or more field goals. Castillo scored a career-high 19 points on 7-of-7 shooting, including 5-of-5 from 3-point range, while McGriff totaled 16 points on 8-of-8 field goals.

► K-State broke open a back-and-forth affair with an 18-4 run near the midway point of the first half en route to taking a 46-30 lead into the halftime break. The lead grew to 19 points in early moments of the second half before a timeout by Bellarmine head coach Doug Davenport keyed a surge by the Knights, who closed to within 62-52 with 13:04 to play.

► Bellarmine kept the pressure on K-State over the next 6 minutes, staying within 11 points, including 73-62 on back-to-back layups, before a 10-5 run by the Wildcats pushed the lead to 83-67 at the final media timeout. The squad then ended the game on a 15-4 run to put it away.

► Bellarmine (0-2) saw four players score in double figures, including 19 points from sophomore Michael Wilson, Jr., and 18 from senior Jack Karasinski. The Knights shot 45.9 percent (28-of-61) from the field, but just 20 percent (4-of-20) from beyond the arc.

BELLARMINE (O-2) box score table with columns for No., Name, PTS, FG, 3FG, FT, O, D, R, PF, A, TO, S, B, MIN.

Summary statistics for Bellarmine: FG 45.9%, 3FG 20.0%, FT 64.7%, Deadball Rebounds: 3, 1; Biggest Run: 6 (16:23 2H); Largest Lead: 1 (17:16 1H); Technical Fouls: none.

K-STATE (2-0)

K-STATE (2-0) box score table with columns for No., Name, PTS, FG, 3FG, FT, O, D, R, PF, A, TO, S, B, MIN.

Summary statistics for K-State: FG 61.5%, 3FG 65.7%, FT 85.7%, Deadball Rebounds: 2, 0; Biggest Run: 10 (7:35 1H); Largest Lead: 27 (0:57 2H); Technical Fouls: None.

Officials: Kipp Kissinger, Marques Pettigrew, James Duke
Attendance: 8,040 | Start Time: 7:01 p.m. | Game Duration: 2:09
K-State led for 37:13 // BU led 0:13 // Game was tied for 2:34
Lead Changes: 2 // Times Tied: 3

Points From Off Turnovers, Paint, 2nd Chance, Fast Break, Bench table for Bellarmine and K-State.

O3 CALIFORNIA

Nov. 13, 2025 | Manhattan, Kan. / Bramlage Coliseum

Score summary table for California vs K-State: California 34, 62, 96; K-STATE 55, 44, 99.

► K-State scored the nets in building as much as a 25-point lead before holding off a late charge from a hot-shooting California squad in a 99-96 win on Nov. 13 before 7,521 fans at Bramlage Coliseum.

► The 195 points are the most combined points in Bramlage Coliseum history, surpassing the 194 scored between K-State and Marshall on Dec. 2, 1995. The Wildcats have now scored 90 or more points in each of the first 3 games for the first time since 1991-92. The 290 points scored through the first 3 games are the most since that Dana Altman-led team scored 308 nearly 34 years ago.

► Four Wildcats scored in double figures, including three 20-point scorers in junior P.J. Haggerty (23 points), senior Khamari McGriff (21 points) and senior Nate Johnson (20 points). It marked the first time three Wildcats each had 20 points since the trio of Dean Wade (34 points), Kamau Stokes (23 points) and Barry Brown Jr. (21 points) did it at Iowa State on Dec. 29, 2017.

► K-State posted the highest field goal percentage of the Jerome Tang era for the second straight game, as the Wildcats connected on 64.4 percent (38-of-59) from the field, including 50 percent (9-of-18) from 3-point range. It was the highest field goal percentage since hitting on 66.0 percent against Wake Forest in the First Four on March 14, 2017.

► A 13-0 run by K-State early in the first half broke open a back-and-forth contest, as the Wildcats built a 20-point lead with 7:43 to play on a 3-pointer by Haggerty then increased it to 25 points on two occasions, including 53-28 with 3:01 before halftime. The lead stood at 55-34 at break, as the squad shot 67.6 percent (23-of-34) from the field, including 34 points in the paint.

► Despite several runs by Cal, including an 8-2 spurt to open the second half, K-State maintained as much as 21-point lead (77-56) after a 3-pointer by Castillo near the midway point of the second half. However, the Golden Bears caught fire from the field, slowly chipping away at the lead before back-to-back baskets closed the deficit to 86-73 with 5:37 to play.

► The lead stood at 98-85 after a 3-point play by McGriff with 2:03 remaining but Cal kept up the fight, as former Wildcat Dai Dai Ames started a 7-0 run with a layup to pull the Bears to within 98-92 with 38 seconds. After a free throw by Haggerty, freshman T.T. Carr scored on a dunk with 8 seconds left before a layup at the buzzer finished off the scoring a 99-96.

CALIFORNIA (3-1) box score table with columns for No., Name, PTS, FG, 3FG, FT, O, D, R, PF, A, TO, S, B, MIN.

Summary statistics for California: FG 67.6%, 3FG 63.2%, FT 80.0%, Deadball Rebounds: 2, 1; Biggest Run: 8 (9:07 2H); Largest Lead: 4 (15:54 1H); Technical Fouls: none.

K-STATE (3-0)

K-STATE (3-0) box score table with columns for No., Name, PTS, FG, 3FG, FT, O, D, R, PF, A, TO, S, B, MIN.

Summary statistics for K-State: FG 67.6%, 3FG 63.2%, FT 80.0%, Deadball Rebounds: 4, 0; Biggest Run: 13 (13:22 1H); Largest Lead: 25 (6:02 1H); Technical Fouls: None.

Officials: Doug Simons, Tony Padilla, Brooks Wells
Attendance: 7,521 | Start Time: 8:05 p.m. | Game Duration: 2:03
K-State led for 36:20 // Cal led 1:43 // Game was tied for 1:57
Lead Changes: 3 // Times Tied: 2

Points From Off Turnovers, Paint, 2nd Chance, Fast Break, Bench table for Cal and K-State.



2025-26 BOXSCORES/RECAPS

04 TULSA

Nov. 17, 2025 | Manhattan, Kan. / Bramlage Coliseum

Tulsa	34	49	—	83
K-STATE	39	45	—	84

- K-State rallied from a 5-point deficit with 49 seconds to play with a 6-0 run to end the game, as the Wildcats moved to 4-0 with a nail-biting 84-83 win over a defiant Tulsa squad on Nov. 17 before 7,123 fans at Bramlage Coliseum.
- Down 83-78 after a pair of free throws from junior **Myles Rigby** with 49 seconds remaining, K-State was able to pull out the improbable victory behind the heroics of junior **P.J. Haggerty** and sophomore **David Castillo**, who combined for the final 6 points.
- Haggerty connected on 2 free throws before a successful coach's challenge reversed an out of bounds play leading to a jumper by Haggerty that closed it to 83-82 with 31 seconds. Senior **Khamari McGriff** stole the ball on the next possession, leading to the game-winning layup by Castillo with 18 seconds.
- Tulsa (3-1) had two chances in the final seconds to escape with victory, but senior **Miles Barnstable** missed a 3-pointer with 7 seconds, then after a second coach's challenge reversed another out of bounds call this time in favor of the Golden Hurricane, graduate **David Green** missed a jumper and senior **C.J. Jones** was able to corral the rebound as the clock expired.
- Haggerty finished the night with 31 points on 10-of-17 field goals and 11-of-12 free throws to go with a game-high 10 rebounds, 3 assists and 2 steals in 32 minutes. He is the first Wildcat with a 30-point, 10-rebound performance since **Michael Beasley** registered 33 points and 14 rebounds against Colorado on March 4, 2008. He scored 27 of his game-high 31 points in the second half, which the fifth-most by any Wildcat in a half and the most since 2009.
- Haggerty was joined in double figures by McGriff, who narrowly missed his own double-double with 13 points and 9 rebounds, while Castillo and junior **Abdi Bashir Jr.** added 12 and 10 points, respectively.
- K-State entered averaging 96.7 points on 58.7 percent shooting, including 54.4 percent from 3-point range, but scored its 84 points in a different way with low in field goal percentage (44.1) and 3-point field goal percentage (20.8).
- The Wildcats shot 56.8 percent (25-of-44) inside the 3-point arc with 46 points in the paint to go with 26 fast-break points and a 17-15 edge in second-chance points while out-rebounding the nationally-ranked Hurricane, 40-38. They also converted on their opportunities from the free throw line, hitting on a season-best 90.5 percent (19-of-21).

TULSA (3-1)														
No.	Name	PTS	FG	3FG	FT	O	D	R	PF	A	TO	S	B	MIN
09	BEHREND, Tyler	F	4	2-4	0-1	0-0	2	2	4	1	1	0	0	12
23	GREEN, David	F	11	3-16	2-9	3-6	2	2	4	1	0	1	0	26
00	POPOOLA, Ade	G	5	1-3	1-3	2-2	1	3	4	0	1	0	1	20
10	RILEY, Tylen	G	12	5-7	0-0	2-5	0	4	4	4	3	1	0	26
14	BARNSTABLE, Miles	G	18	6-16	4-11	2-2	5	4	9	1	4	1	1	36
04	RIGSBY, Myles	G	12	2-4	0-0	8-8	1	4	5	3	2	1	0	24
35	SMIKLE, Ian	F	7	3-3	0-0	1-2	2	2	4	4	2	1	1	17
02	LAWAL, Jaylen	G	6	1-7	1-4	3-4	0	1	1	2	1	1	0	14
06	DEAN, Romad	T	2	1-2	0-1	0-0	1	1	1	0	0	0	0	15
15	MARTIN, KJ	F	6	3-4	0-1	0-0	0	1	1	0	1	0	1	11
TEAM						2		0		2		1		
TOTALS		83	27-66	8-30	21-29	14	24	38	16	9	7	1	20	

	FG	FG%	3FG	3FG%	FT	FT%	Deadball Rebounds:
1st Half	13-39	33.3	3-19	15.8	5-8	62.5	5, 3
2nd Half	14-27	51.9	5-11	45.5	16-21	76.2	8
GAME	27-66	40.9	8-30	26.7	21-29	72.4	13

K-STATE (4-0)														
No.	Name	PTS	FG	3FG	FT	O	D	R	PF	A	TO	S	B	MIN
00	RAPIEQUE, Elias	W	2	1-4	0-1	0-0	0	0	0	2	0	1	0	10
21	MCGRIFF, Khamari	W	13	4-6	0-0	5-6	3	6	3	2	0	1	1	25
01	BASHIR, Jr., Abdi	G	10	4-12	2-6	0-0	0	0	0	1	2	0	0	28
04	HAGGERTY, P.J.	G	31	10-17	1-2	11-12	3	7	10	4	3	5	2	32
34	JOHNSON, Nate	G	5	2-7	1-4	0-0	3	6	9	4	1	1	0	35
10	CASTILLO, David	G	12	4-10	1-5	3-3	0	1	1	1	2	2	1	24
22	BUCA, Dorin	T	2	1-2	0-0	0-0	2	2	4	3	1	0	0	15
15	MANNING, Taj	T	2	1-1	0-0	0-0	1	1	1	2	1	0	0	7
03	JONES, C.J.	T	2	1-4	0-3	0-0	1	1	0	2	1	0	0	14
47	KOSTIC, Andrej	F	5	2-5	1-3	0-0	0	2	2	2	0	0	0	10
TEAM						0		2		2		0		
TOTALS		84	30-68	5-24	19-21	12	28	40	19	18	10	5	2	200

	FG	FG%	3FG	3FG%	FT	FT%	Deadball Rebounds:
1st Half	15-33	45.5	3-13	23.1	6-7	85.7	1, 0
2nd Half	15-35	42.9	2-11	18.2	13-14	92.9	8
GAME	30-68	44.1	5-24	20.8	19-21	90.5	9

Officials: Jeffrey Anderson, Rick Crawford, Robert Felder
 Attendance: 7,123 | Start Time: 7:01 p.m. | Game Duration: 2:12
 K-State led for 29:53 // Tulsa led 6:07 // Game was tied for 4:00
 Lead Changes: 10 // Times Tied: 8

Points From	Off Turnovers	Paint	2nd Chance	Fast Break	Bench
Tulsa	14	34	15	10	33
K-State	12	46	17	26	23

05 vs. MISSISSIPPI STATE

Nov. 20, 2025 | Kansas City, Mo. / T-Mobile Center

Mississippi State	36	41	—	77
K-STATE	44	54	—	98

- Junior **P.J. Haggerty** scored a season-high 37 points to go with a game-high 8 assists and 7 rebounds to lift K-State to the Hall of Fame Classic Championship game with 98-77 win over Mississippi State on Nov. 20 at the T-Mobile Center.
- Haggerty paced three Wildcats with his season-high 37 points, which came on 13-of-21 field goals, including 4-of-7 from 3-point range, and 7-of-8 free throws. The 37 points are the most scored by a K-State player in 49 games played at the T-Mobile Center, eclipsing the 29 scored by **Makol Mawien** against Kansas in the Big 12 Championship on March 9, 2018.
- The 37 points are the most by a Wildcat since **Barry Brown Jr.** scored 38 against Oklahoma State on Jan. 10, 2018, while he is the first player with back-to-back 30-point games since **Markquis Nowell** posted 36 points vs. Texas and 32 points vs. Baylor on Jan. 3 and 7, 2023.
- In addition, Haggerty is the first Wildcat to record a stat line of 30 or more points, 5 or more rebounds and 5 or more assists since Brown tallied 34 points, 5 rebounds and 5 assists in a win at Baylor on Jan. 22, 2018.
- Haggerty was joined in double figures by senior **Nate Johnson** and junior **Abdi Bashir Jr.**, who posted 14 and 12 points, respectively. The Wildcats also got 9 minutes from sophomore **David Castillo**, 8 from senior **Khamari McGriff** and 7 points from freshman **Andrej Kostic**.
- K-State took the lead for good on a rare 4-point play by Kostic with 9:11 left in the first half then slowly pulled away behind the play of Haggerty, who had 15 points, 5 rebounds and 5 assists in the first half. Haggerty's old-fashioned 3-point play extended the lead to 40-32 with 2:07 remaining before consecutive baskets by Castillo and Johnson made it 44-36 at the break.
- The lead grew to double digits early in the second half after a 3-pointer by Johnson, but the Bulldogs closed within 69-62 after 4 consecutive free throws with 9:24 to play. However, four more points from Haggerty and a layup by McGriff extended it back to double figures at the third media timeout. From there, the advantage grew to more than 20 points, including its largest at 91-68 after a 3-pointer by Bashir with 3:13 to play.
- The 98 points broke the school record for points scored at T-Mobile Center, topping the 87 scored in the school's first-ever game in the building against Florida A&M on Dec. 17, 2007.

MISSISSIPPI STATE (2-2)														
No.	Name	PTS	FG	3FG	FT	O	D	R	PF	A	TO	S	B	MIN
99	ACHOR, Achor	F	5	1-5	1-3	2-2	3	6	9	0	2	0	0	24
15	BALLARD, Quincy	C	10	5-7	0-0	0-0	1	5	6	1	0	1	1	19
02	MCGHEE, Ja'Borri	G	1	0-0	0-1	1-4	0	0	2	4	3	0	0	30
05	JONES Jr., Shawn	G	4	1-4	0-3	2-2	0	6	6	3	2	1	2	21
12	HUBBARD, Josh	G	23	7-15	1-6	8-9	2	2	2	2	3	0	1	32
00	DAVIS-FLEMING, Jamarion	T	1-3	0-0	0-0	2	2	4	3	1	0	1	1	17
11	MACURR, Sergej	F	3	1-2	1-2	0-0	1	1	2	0	0	0	0	10
10	EPPS, Jayden	G	18	6-11	4-7	2-2	0	2	2	2	2	0	0	20
23	GRACE, King	F	4	2-4	0-2	0-0	1	0	1	1	1	0	0	15
01	WARREN, Dellquan	G	0	0-0	0-0	0-0	0	0	0	0	0	0	0	4
04	WALKER, Brandon	F	4	2-3	0-0	0-0	0	0	1	0	0	0	0	4
14	ALI, Amir	F	3	0-1	0-1	3-4	0	0	0	0	0	0	0	4
TEAM						1		2		1		1		
TOTALS		77	26-60	7-25	18-23	9	25	34	14	14	14	3	5	200

	FG	FG%	3FG	3FG%	FT	FT%	Deadball Rebounds:
1st Half	13-31	41.9	3-13	23.1	7-8	87.5	3, 0
2nd Half	13-29	44.8	4-12	33.3	11-15	73.3	14
GAME	26-60	43.3	7-25	28.0	18-23	78.3	17

K-STATE (5-0)														
No.	Name	PTS	FG	3FG	FT	O	D	R	PF	A	TO	S	B	MIN
00	RAPIEQUE, Elias	W	3	1-6	1-4	0-0	1	1	2	3	2	0	0	19
21	MCGRIFF, Khamari	W	8	4-4	0-0	0-0	3	3	3	1	0	0	1	17
01	BASHIR, Jr., Abdi	G	12	4-10	4-6	0-0	0	4	4	0	1	0	0	23
04	HAGGERTY, P.J.	G	37	13-21	4-7	7-8	3	4	7	3	8	1	2	34
34	JOHNSON, Nate	G	14	6-11	2-5	0-0	1	3	4	3	4	2	2	29
22	BUCA, Dorin	T	2	1-3	0-1	0-0	1	2	3	1	0	1	0	11
10	CASTILLO, David	G	9	3-7	1-2	2-2	1	2	3	2	2	0	0	24
14	IKEGWURUKA, Mobl	T	2	1-1	0-0	0-0	2	2	2	2	2	1	0	13
03	JONES, C.J.	T	0	0-0	0-0	0-0	2	2	2	1	2	1	0	9
47	KOSTIC, Andrej	F	7	2-6	2-5	1-1	1	1	2	1	2	0	0	16
15	MANNING, Taj	T	2	1-1	0-0	0-0	0	0	0	0	0	0	0	3
23	OSEI, Stephen	T	2	1-3	0-0	0-0	1	0	1	0	0	0	0	3
TEAM						3		5		2		5		
TOTALS		98	37-73	14-30	10-11	12	26	38	19	22	8	5	4	200

	FG	FG%	3FG	3FG%	FT	FT%	Deadball Rebounds:
1st Half	17-38	44.7	6-15	40.0	4-5	80.0	1, 1
2nd Half	20-35	57.1	8-15	53.3	6-6	100.0	11
GAME	37-73	50.7	14-30	46.7	10-11	90.9	12

Officials: Tony Henderson, Vilas Voyard-Todal, Tommy Johnson
 Attendance: 5,278 | Start Time: 8:30 p.m. | Game Duration: 2:00
 K-State led for 33:59 // MSU led 4:57 // Game was tied for 1:04
 Lead Changes: 6 // Times Tied: 2

Points From	Off Turnovers	Paint	2nd Chance	Fast Break	Bench
MSU	4	40	8	4	34
K-State	17	42	9	17	24

06 vs. NEBRASKA

Nov. 21, 2025 | Kansas City, Mo. / T-Mobile Center

Nebraska	45	41	—	86
K-STATE	35	50	—	85

- Senior **Sam Hoiberg** knocked down the winning free throw with 0.6 seconds left to lift Nebraska to an 86-85 win over K-State in the championship game of the Hall of Fame Classic on Nov. 21 at the T-Mobile Center.
- After Hoiberg intentionally missed the second free throw and senior **Nate Johnson** grabbed the rebound, the officials made a timing adjustment to give K-State one last chance with 0.9 seconds, however, senior **Khamari McGriff's** pass was off the mark, as Nebraska (6-0) ran its winning streak to 10 games.
- The backcourt tandem of juniors **P.J. Haggerty** (27 points) and **Abdi Bashir Jr.** (26 points) combined for 53 of the team's 85 points, including 33 in the second half when the Wildcats rallied from a 10-point halftime deficit.
- K-State, which trailed by as many as 15 points in the first half, got a spark from Bashir out of halftime as he connected on three 3-pointers to ignite an 11-0 run that gave the Wildcats a 46-45 lead. From there, the teams went back and forth with neither holding more than a 5-point lead in a second half that included 12 lead changes and nine ties.
- Haggerty gave K-State its largest lead at 72-67 on a layup with 7:21 to play before Nebraska answered back with 9 straight points to go ahead 76-72 with just 5 minutes remaining. However, four free throws by the

2025-26 BOXSCORES/RECAPS

07 AT 25/24 INDIANA

Nov. 25, 2025 | Bloomington, Ind. / Assembly Hall

Scoreboard for Indiana vs K-State: 25/24 Indiana 39, 47, 86; K-STATE 27, 42, 69

► K-State was forced into a season-high 19 turnovers leading to 27 Indiana points, as the No. 25/24 Hoosiers remained unbeaten with an 86-69 win over the Wildcats on Nov. 25 before 12,342 fans at Simon Skjold Assembly Hall.

► The Wildcats (5-2), whose offense entered the game averaging more than 90 points per game, were held to a season-low in both points and field goal percentage (42.1), while the nation's leading scorer – junior P.J. Haggerty – finished with a season-low 16 points on 7-of-17 shooting and 6 turnovers. The reigning National Player of the Week saw his school-record streak of games scoring 20 or more points to open the season come to an end at 6 games.

► Haggerty was joined in double figures by seniors C.J. Jones and Nate Johnson who finished the night with 15 and 13 points, respectively. Junior Elias Rapieque posted a season-high 9 points to go with 5 rebounds.

► K-State struggled from the opening tip, as Indiana jumped out to a 20-4 lead while holding the Wildcats to a 1-of-11 start from the field and 7 turnovers. A 10-0 run sparked by the play of Johnson, Jones and Rapieque enabled the Wildcats to climb back to within a possession on three different occasions. However, a pair of free throws by the Hoosiers before the final media timeout ignited a 13-3 run to end the half that pushed the lead back out to 12 points.

► Indiana's momentum continued out of the halftime break, as the Hoosiers scored 10 of the first 12 points to go ahead 49-29 and forced a timeout by Jerome Tang less than 4 minutes into the second half. Haggerty helped start a 13-4 run that pulled the Wildcats to within 67-57 with 8:51 remaining.

► However, a 3-point play by Conerway on the next possession ended any hopes of a further comeback, as the Hoosiers rattled off 10 of the next 12 points to push back ahead 77-59 with 5:39 to play. The home team extended the lead to as many as 23 points before the Wildcats closed the game with 3-pointers from sophomore David Castillo and Jones for the final margin.

► In addition to the 27 points scored off turnovers, Indiana also took advantage of a season-high 25 personal fouls by K-State, converting on 22 of 29 attempts from the free throw line. The Hoosiers shot 47.4 percent (27-of-57) from the field, including 57.7 percent (15-of-26) in the second half.

► The win continued the Hoosiers' mastery of the Wildcats as they have now won 10 straight in the series, including all 5 matchups at famed Assembly Hall.

INDIANA (6-0)

Boxscore for Indiana: No. Name, PTS, FG, 3FG, FT, O, D, R, PF, A, TO, S, B, MIN. Totals: 86, 27-57, 10-33, 22-29, 11, 24, 35, 20, 15, 17, 7, 4, 200

K-STATE (5-2)

Boxscore for K-State: No. Name, PTS, FG, 3FG, FT, O, D, R, PF, A, TO, S, B, MIN. Totals: 69, 24-57, 8-20, 13-15, 8, 20, 28, 15, 10, 9, 6, 2, 200

Officials: Brian Dorsey, Earl Walton, James Ford
Attendance: 12,342 | Start Time: 7:15 p.m. | Game Duration: 2:11
K-State never led // IU led 39-47 // Game was tied for 0:13
Lead Changes: 0 // Times Tied: 0

Points From Off Turnovers, Paint, 2nd Chance, Fast Break, Bench for IU and K-State

08 BOWLING GREEN

Dec. 1, 2025 | Manhattan, Kan. / Bramlage Coliseum

Scoreboard for Bowling Green vs K-State: Bowling Green 49, 33, 82; K-STATE 35, 31, 66

► Senior Sam Towns led all scorers with 27 points, including 17 in a big first-half performance by Bowling Green, as the Falcons earned an 82-66 wire-to-wire win over K-State Dec. 1 before 6,917 fans at Bramlage Coliseum.

► Led by Towns, Bowling Green (6-2) set the tone for the game in the first half, scoring 49 points on 50 percent (19-of-38) shooting, including 56.3 percent (9-of-16) from 3-point range, in building a 14-point lead at the half. Towns was nearly perfect from the field in the opening half, connecting on 7-of-8 field goal attempts, including all 3 from beyond the arc.

► Despite cooling off from the field in the second half, the Falcons answered every attempt by the Wildcats to cut into the deficit, keeping the lead in double figures for much of the time, including by 18 points with 36 seconds to play. Towns was joined in double figures by seniors Javontae Campbell and Javon Ruffin, who each scored 17 points.

► K-State (5-3) dropped its third straight game after opening the season 5-0, as the Wildcats were held to season-lows in points (66), field goal percentage (39.3) and free throw percentage (54.5) while hitting on just 26.1 percent (6-of-23) from 3-point range.

► Sophomore David Castillo, in his first start of the season, produced a career-high 22 points on 8-of-15 field goals, including 3-of-9 from 3-point range, while junior P.J. Haggerty added 17 points on 6-of-19 shooting, including 1-of-4 from beyond the arc, and 4-of-9 from the line.

► The Wildcats turned the ball over a season-low 6 times and surrendered just 3 steals against the Falcons, who lead the NCAA in turnovers forced per game (20.4) and steals per game (13.4).

► The loss snapped a 6-game non-conference winning streak at Bramlage Coliseum, as the Wildcats lost for just the third time in a non-conference home game under head coach Jerome Tang.

BOWLING GREEN (6-2)

Boxscore for Bowling Green: No. Name, PTS, FG, 3FG, FT, O, D, R, PF, A, TO, S, B, MIN. Totals: 82, 28-62, 12-26, 14-19, 15, 24, 39, 15, 16, 8, 3, 2, 200

K-STATE (5-3)

Boxscore for K-State: No. Name, PTS, FG, 3FG, FT, O, D, R, PF, A, TO, S, B, MIN. Totals: 66, 24-61, 6-23, 12-22, 13, 19, 28, 18, 11, 6, 3, 3, 200

Officials: Doug Simons, Keith Patterson, Lee Cassell
Attendance: 6,917 | Start Time: 7:01 p.m. | Game Duration: 1:58
K-State never led // Bowling Green led 39-04 // Game was tied for 0:56
Lead Changes: 0 // Times Tied: 0

Points From Off Turnovers, Paint, 2nd Chance, Fast Break, Bench for BGSU and K-State

09 SETON HALL

Dec. 6, 2025 | Manhattan, Kan. / Bramlage Coliseum

Scoreboard for Seton Hall vs K-State: Seton Hall 35, 43, 78; K-STATE 29, 38, 67

► Seton Hall showed why it is one of the top defensive teams in the country by forcing Kansas State into season-lows into multiple offensive categories en route to a 78-67 win on Dec. 6 before 9,195 fans at Bramlage Coliseum.

► The Pirates (9-1), who rank in the top-15 in scoring defense, blocks, turnover margin and steals, continued their impressive start to the season by converting 16 Wildcat turnover into 22 points while also holding the potent K-State offense to 67 points on season-lows for field goal percentage (37.1), 3-point field goal percentage (20.0) and free throw percentage (42.9).

► In game where the Pirates held a slight edge in field goal percentage (38.9 to 37.1) it was the 22-7 advantage in points off turnovers and 20 missed free throws by the Wildcats (5-4) that proved to be too much to overcome despite a season-best crowd of 9,196 fans who were on hand to see the introduction of new head football coach Collin Klein at halftime.

► Seton Hall led by as many as 8 points in the early going before 7-foot-2 junior center Dorin Buca helped ignite a 10-2 run by K-State that tied it at 22-all, forcing a timeout by coach Shaheen Holloway with under 8 minutes to play in the half. The teams went back and forth before a driving layup by senior Elijah Fisher sparked an 8-0 run that carried the Pirates to a 35-29 halftime lead.

► The momentum carried into the early moments of the second half, as a dunk by freshman Najai Hines started a 9-2 run that extended the lead to 44-31, forcing a timeout by K-State head coach Jerome Tang with 17:21 to play. The Wildcats used another 10-2 run to close the deficit to 62-54 with less than 6 minutes to play, but the Pirates responded with 9 straight points to put the game away at 71-54 with just over 4 minutes remaining.

► Graduate transfer A.J. Staton-McCray and Fisher paced four Seton Hall players in double figures with a game-high 16 points each, while Hines and junior Adam Clark added 11 and 10 points, respectively.

► All five K-State starters scored in double figures for the first time this season led by a team-high 12 points from senior Khamari McGriff. Juniors Abdi Bashir Jr. and P.J. Haggerty and senior Nate Johnson all added 11 points while sophomore David Castillo had 10 points in his second straight start.

► Buca finished with his best all-around game of the season with 5 points, 7 rebounds, 2 assists and 3 blocked shots in just 17 minutes of action.

SETON HALL (9-1)

Boxscore for Seton Hall: No. Name, PTS, FG, 3FG, FT, O, D, R, PF, A, TO, S, B, MIN. Totals: 78, 28-72, 5-23, 17-22, 15, 29, 44, 22, 15, 12, 10, 5, 200

K-STATE (5-4)

Boxscore for K-State: No. Name, PTS, FG, 3FG, FT, O, D, R, PF, A, TO, S, B, MIN. Totals: 67, 23-62, 6-30, 15-35, 19, 28, 47, 22, 16, 16, 7, 2, 200

Officials: Marques Pettigrew, James Ford, Robert Felder
Attendance: 9,195 | Start Time: 3:01 p.m. | Game Duration: 2:20
K-State led 0:54 // Seton Hall led 36:42 // Game was tied for 2:24
Lead Changes: 3 // Times Tied: 3

Points From Off Turnovers, Paint, 2nd Chance, Fast Break, Bench for SHU and K-State



2025-26 BOXSCORES/RECAPS

10 MISSISSIPPI VALLEY STATE

Dec. 8, 2025 | Manhattan, Kan. / Bramlage Coliseum

Score summary table for Mississippi Valley State vs K-State

► K-State ended its 4-game skid with a thorough domination of Mississippi Valley State on Dec. 8, breaking 100 points for the fourth time under head coach Jerome Tang while connecting on 57.6 percent shooting in a 108-49 victory before 6,682 fans at Bramlage Coliseum.

► K-State (6-4) eclipsed 100 points in a game for the 42nd time, while the 108 points tied for the eighth-most in school history and were the most since the Wildcats scored a school-record 120 points in a win over UAPB more than a year ago. The 59-point margin of victory tied for the fourth-largest and was the largest since a 61-point win over Alabama-Huntsville on Nov. 13, 2012.

► In shooting 57.6 percent (38-of-66) from the field, the Wildcats made 63.3 percent (19-of-30) of their 2-point field goals, including a 34-10 advantage in the paint, while collecting the third-most 3-point field goals (19) in school history on 52.8 percent shooting. They also outscored the Delta Devils in points off turnovers (17-4), second-chance points (17-7) and fast-break points (27-11).

► The 19 made 3-pointers are only surpassed by the school-record 23 against Fresno State in 1994 and the 21 vs. UAPB in 2024. Six different players had at least one 3-pointers, including 5 each from juniors P.J. Haggerty and Abdi Bashir Jr. and sophomore David Castillo.

► All 11 players who saw action had at least one made field goal while four Wildcats scored in double figures led by a game-high 28 points from the nation's leading scorer - Haggerty - who has now scored in double figures in all 10 games this season. Castillo had 19 points off the bench on 6-of-11 field goals, while Bashir and senior Nate Johnson added 15 and 14 points, respectively.

► The Wildcats also shared the ball well with the third-most assists (30) in a game on their 38 made field goals, as four players tallied 5 or more assists, including a game-high 6 by Johnson.

► K-State took control less than 2 minutes into the game with 6 straight points before stretching its lead to 20 points (32-12) near the midway point of the first half. The lead was 18 points before a 14-0 run made it 50-18 with less than 2 minutes before halftime. The second half was much of the same as the deficit never fell below 32 points and grew to as many as 61 (108-47) with 1:25 to play.

► MVSU (1-9) shot just 25.8 percent (16-of-62), including 22.2 percent (4-of-18) from 3-point range. Junior Michael James led the way with 23 points.

MISSISSIPPI VALLEY STATE (1-9)

Boxscore table for Mississippi Valley State vs K-State

Summary statistics for Mississippi Valley State vs K-State

K-STATE (6-4)

Boxscore table for K-State vs Mississippi Valley State

Summary statistics for K-State vs Mississippi Valley State

Officials: Kipp Kissinger, Doug Simmons, Ron Grouser
Attendance: 6,682 | Start Time: 7:01 pm. | Game Duration: 1:56
K-State led 38:35 // Mississippi Valley never led // Game was tied for 1:25
Lead Changes: 0 // Times Tied: 1

Points From Off Turnovers, Paint, 2nd Chance, Fast Break, Bench table

11 AT CREIGHTON

Dec. 13, 2025 | Omaha, Neb. / CHI Health Center Omaha

Score summary table for Creighton vs K-State

► Sophomore David Castillo scored six of his game-high 19 points in the last two minutes to help K-State hold off a furious Creighton rally in an 83-76 win on Dec. 13 before 16,657 fans at CHI Health Center Omaha.

► K-State (7-4) earned its first win in a non-conference road game since a 75-60 victory at LSU on Dec. 9, 2023, snapping a 4-game skid. The Wildcats posted just their third all-time win in 10 visits to Omaha (1969, 1987 and 2025) while running their winning streak over the Bluejays to 4 games.

► Buoyed by a near record-setting 51-point first-half, K-State led by as many as 20 points in the early moments of the second half before Creighton (5-5) slowly chipped away at the deficit, closing to within 73-70 with 2:41 to play. However, Castillo saved his best for clutch time, scoring six of the Wildcats' last 10 points while adding an assist. It marked the fourth straight game in double figures for the sophomore, including the second in a row off the bench with 19 points.

► After Bluejay senior Josh Dix missed a 3-pointer that would have tied the game with 2:10 remaining, Castillo grabbed the rebound and converted on a driving layup. Following another 3-point miss, Castillo once again drove the lane, feeding senior Khamari McGriff on a lob dunk to put the Wildcats ahead 77-70 with 1:21 left. Castillo then knocked down a pair of free throws for a 79-73 lead before finishing things off with a breakaway dunk with 18 seconds.

► Castillo was one of four Wildcats to score in double figures, collecting his 19 points on 7-of-11 field goals, including 2-of-4 from 3-point range, while making all 3 free throws. Omaha native junior Abdi Bashir Jr. put on a show for the hometown crowd with 18 points on 6 made 3-pointers, including 15 points in the first half when he eclipsed 1,000 career points. Senior Khamari McGriff and junior P.J. Haggerty added 12 and 10 points, respectively, while senior Nate Johnson had game-highs in both assists (6) and steals (4) go with 8 points.

► K-State led by as many as 18 points in the first half, including 51-33 at the break, as the Wildcats connected on 59.4 percent (19-of-32) from the field, including 64.7 percent (11-of-17) from 3-point range.

► The Wildcats, which shot a season-low 27.8 percent (10-of-36) in the second half, finished at 42.6 percent (29-of-68) for the game, including 42.9 percent (12-of-28) from 3-point range. The team also made 13 of 15 attempts (86.7 percent) from the free throw line and turned the ball over just 7 times.

CREIGHTON (5-5)

Boxscore table for Creighton vs K-State

Summary statistics for Creighton vs K-State

K-STATE (7-4)

Boxscore table for K-State vs Creighton

Summary statistics for K-State vs Creighton

Officials: James Breeding, Tim Clougherty, Antonio Petty
Attendance: 16,657 | Start Time: 2:15 pm. | Game Duration: 2:13
K-State led 36:51 // Creighton led 0:56 // Game was tied for 2:13
Lead Changes: 5 // Times Tied: 2

Points From Off Turnovers, Paint, 2nd Chance, Fast Break, Bench table

12 SOUTH DAKOTA

Dec. 20, 2025 | Manhattan, Kan. / Bramlage Coliseum

Score summary table for South Dakota vs K-State

► Junior P.J. Haggerty paced five Wildcats in double figures with a game-high 24 points, as K-State recorded its second 100-point game of the season in a 106-76 win over South Dakota on Dec. 20 before 7,287 fans at Bramlage Coliseum.

► The Wildcats (8-4), which scored a season-high 108 points in the win over Mississippi Valley State on Dec. 8, notched their second 100-point performance in the last 3 games while tying the school single-season record with the 1966-67, 1979-80, 1993-94 and 1997-98 teams. It also matched the 1993-94 and 1997-98 teams for the most 100-point games at home in a single season.

► K-State shot better than 60 percent from the field for the third time, as the Wildcats connected on 62.1 percent (41-of-66), including 50 percent (12-of-24) from 3-point range, and 75 percent (12-of-16) from the free throw line. The team hit on better than 56 percent in each half, including a season-high 57 first-half points on a season-high 67.6 percent (23-of-34) shooting. The 41 made field goals are the most in 115 games under Jerome Tang and the most since totaling 43 vs. UTSA more than 34 years ago on Nov. 23, 1991.

► The Wildcats were particularly lethal inside the 3-point arc, hitting on 69.1 percent (29-of-42) of their 2-point attempts, including a school-record tying 56 points in the paint. The team also had 56 points in the paint against Cal earlier this season as well as against South Dakota in 2010 and Miami in 2023. The team also dished out 23 assists, including 5 each from junior Abdi Bashir Jr. and sophomore David Castillo, and posted a 44-28 advantage on the glass.

► Haggerty posted his eighth game of 20 or more points this season, leading the way with 24 points on 10-of-12 field goals and 3-of-4 free throws to go with a game-high 6 rebounds and 3 assists in just over 26 minutes. Joining Haggerty in double figures were Castillo with 16 points, Bashir and senior Nate Johnson with 15 points each and senior Khamari McGriff with 10 points.

► Haggerty went perfect from the field in the first half, making all 8 attempts in the paint, as he helped power an early 11-0 run that the Wildcats built into as much as a 24-point lead, including 57-34 at the halftime break. The second half was much of the same, as the home team's lead grew to more than 30 points less than 3 minutes into the half while it stood at a game-high 36 points with 9:25 left. The team broke the 100-point mark after a pair of free throws by junior Doris Buca with 3:02 remaining.

► K-State has now won 11 meetings with South Dakota, all coming at home.

SOUTH DAKOTA (7-7)

Boxscore table for South Dakota vs K-State

Summary statistics for South Dakota vs K-State

K-STATE (8-4)

Boxscore table for K-State vs South Dakota

Summary statistics for K-State vs South Dakota

Officials: Chris Pisci, Robert Felder, Justin Shamion
Attendance: 7,287 | Start Time: 11:01 a.m. | Game Duration: 2:08
K-State led 39:11 // USD led 0:28 // Game was tied for 0:21
Lead Changes: 1 // Times Tied: 0

Points From Off Turnovers, Paint, 2nd Chance, Fast Break, Bench table



2025-26 BOXSCORES/RECAPS

13 ULM

Dec. 28, 2025 | Manhattan, Kan. / Bramlage Coliseum

Scoreboard for ULM vs K-STATE game on Dec 28, 2025.

- Junior P.J. Haggerty scored 23 of his team-high 24 points in the second half... ► The victory extended the team's winning streak to 4 games... ► Haggerty, who collected his ninth game of 20 or more points this season...

ULM (3-11) Player statistics table including PTS, FG, 3FG, FT, O, D, R, PF, A, TO, S, B, MIN.

Summary statistics for ULM game including FG, FG%, 3FG, 3FG%, FT, FT%, and Deadball Rebounds.

K-STATE (9-4) Player statistics table including PTS, FG, 3FG, FT, O, D, R, PF, A, TO, S, B, MIN.

Summary statistics for K-STATE game including FG, FG%, 3FG, 3FG%, FT, FT%, and Deadball Rebounds.

Officials: Brooks Wells, Jeffrey Anderson, Antonio Petty
Attendance: 8,163 // Start Time: 1:01 p.m. // Game Duration: 2:12
K-State led 27-01 // ULM led 10-54 // Game was tied for 2:05
Lead Changes: 2 // Times Tied: 4

Points From Off Turnovers, Paint, 2nd Chance, Fast Break, Bench table.

14 10/10 BYU

Jan. 3, 2026 | Manhattan, Kan. / Bramlage Coliseum

Scoreboard for 10/10 BYU vs K-STATE game on Jan 3, 2026.

- Despite a valiant effort before a sold-out crowd, K-State could not overcome a shooting afternoon from 3-point range... ► K-State, which entered the day 10th in 3-point field goal percentage... ► BYU (13-1, 1-0 Big 12) climbed out of an early 14-9 deficit...

BYU (13-1, 1-0 Big 12) Player statistics table including PTS, FG, 3FG, FT, O, D, R, PF, A, TO, S, B, MIN.

Summary statistics for BYU game including FG, FG%, 3FG, 3FG%, FT, FT%, and Deadball Rebounds.

K-STATE (9-5, 0-1 Big 12) Player statistics table including PTS, FG, 3FG, FT, O, D, R, PF, A, TO, S, B, MIN.

Summary statistics for K-STATE game including FG, FG%, 3FG, 3FG%, FT, FT%, and Deadball Rebounds.

Officials: Doug Simons, Christopher Merlo, Keith Patterson
Attendance: 11,010 // Start Time: 12:36 p.m. // Game Duration: 2:14
K-State led 3:34 // BYU led 34:00 // Game was tied for 2:26
Lead Changes: 4 // Times Tied: 2

Points From Off Turnovers, Paint, 2nd Chance, Fast Break, Bench table.

15 AT 1/2 ARIZONA

Jan. 7, 2026 | Tucson, Ariz. / McKale Center

Scoreboard for 1/2 Arizona vs K-STATE game on Jan 7, 2026.

- Arizona looked every bit the nation's top-ranked team, as the Wildcats shot nearly 50 percent from the field while posting a 55-32 advantage on the glass... ► K-State (9-6, 0-2 Big 12), which has opened conference play with consecutive top-10 opponents... ► One of six remaining unbeaten teams in the country, Arizona connected on 49.3 percent (34-of-69) of its field goals...

ARIZONA (15-0, 2-0 Big 12) Player statistics table including PTS, FG, 3FG, FT, O, D, R, PF, A, TO, S, B, MIN.

Summary statistics for ARIZONA game including FG, FG%, 3FG, 3FG%, FT, FT%, and Deadball Rebounds.

K-STATE (9-6, 0-2 Big 12) Player statistics table including PTS, FG, 3FG, FT, O, D, R, PF, A, TO, S, B, MIN.

Summary statistics for K-STATE game including FG, FG%, 3FG, 3FG%, FT, FT%, and Deadball Rebounds.

Officials: Darron George, Paul Szelc, Deidre Carr
Attendance: 14,357 // Start Time: 8:15 p.m. // Game Duration: 2:23
K-State never led // Arizona led 39:11 // Game was tied for 4:49
Lead Changes: 0 // Times Tied: 2

Points From Off Turnovers, Paint, 2nd Chance, Fast Break, Bench table.



2025-26 BOXSCORES/RECAPS

16 AT ARIZONA STATE

Jan. 10, 2026 | Tempe, Ariz. / Desert Financial Arena

Arizona State	36	51	—	87
K-STATE	38	46	—	84

► K-State made a furious rally to close a 9-point deficit to one with 5 seconds left, but senior **Moe Odum** calmly sank 2 free throws on the ensuing possession to help Arizona State hold on for an 87-84 win at Desert Financial Arena.

► K-State had one last chance with 4.3 seconds left, but junior **P.J. Haggerty's** desperation 3-point attempt fell short as the buzzer sounded. The guard led all scorers with 25 points, as he registered his 11th game of 20 or more points. He was joined in double figures by **Abdi Bashir Jr.**, who added 22 points.

► The near comeback came on the heels of a key 10-0 run midway through the second half that provided Arizona State (10-6, 1-2 Big 12) the difference in a back-and-forth game that included 9 lead changes and 9 ties. The Sun Devils, who played just 7 players due to injury, saw all 5 starters score in double figures, including 21 by Odum and 7-foot-1 freshman **Massamba Diop**. Sophomore **Santiago Trouet** had a double-double with 10 points and 10 rebounds.

► The pivotal 10-0 run came after K-State took a 64-58 lead with 10:32 to play on a sixth 3-pointer from Bashir. The front court trio of Trouet, Diop and graduate **Allen Mukeba** combined for all 10 points to help ASU go ahead 68-64 with 7:13 remaining. From there, the Sun Devils continued their momentum, scoring 8 of the next 11 points to take their largest lead at 76-67 and force a timeout by head coach **Jerome Tang** with 4:21 to play.

► The Wildcats didn't go away quietly though, as a 3-pointer from Haggerty sparked a 17-9 run that closed the gap to 85-84 with 5 seconds. Haggerty was responsible for 9 of the 17 points, including a circus 3-pointer that made it 85-84, while Bashir and senior **Khamari McGriff** each had 4 points. The Sun Devils assisted the rally by making just 5-of-10 free throw attempts during this stretch.

► A key stat in the game came in the paint, where ASU outscored K-State, 50-28, that came alongside a 48-34 rebounding advantage that included a combined 34 boards from the quartet of Trouet (10), Diop (9), Mukeba (8) and sophomore guard **Noah Meeusen** (7). The Sun Devils converted 18 offensive rebounds into a 24-20 narrow edge in second-chance points. In addition, ASU scored 24 points at the free throw line, taking advantage of 27 fouls on K-State.

► The Wildcats were able to stay competitive in the game with 13 made 3-pointers, including 6 from Bashir and 3 from Haggerty. It marked the ninth time this season that the team has registered double-digit 3-point field goals.

ARIZONA STATE (10-6, 1-2 Big 12)

No.	Name	PTS	FG	3FG	FT	O	D	R	PF	A	T	S	B	MIN
01	TROUET, Santiago	F	10	5-12	0-2	0-1	7	3	10	2	3	1	3	25
23	MUKEBA, Allen	F	10	3-4	0-0	4-4	3	5	8	3	1	2	0	28
35	DIOP, Massamba	C	21	8-10	0-0	5-6	4	5	9	3	1	1	0	32
02	JOHNSON, Anthony	G	18	5-10	0-3	8-10	0	4	4	4	3	1	2	23
05	ODUM, Maurice	G	21	8-17	2-7	3-4	0	1	1	1	4	7	0	38
15	MEEUSEN, Noah	3	1-6	1-6	0-0	2-5	7	3	2	3	2	0	0	31
14	GRBOVIC, Andrija	4	0-5	0-4	4-7	0	2	2	2	1	0	0	0	24
TEAM						2	5	7						
TOTALS		87	30-64	3-22	24-32	18	30	48	17	14	15	6	10	200

	FG	FG%	3FG	3FG%	FT	FT%
1st Half	12-30	40.0	1-10	10.0	11-12	91.7
2nd Half	18-34	52.9	2-12	16.7	13-20	65.0
GAME	30-64	46.9	3-22	13.6	24-32	75.0

Deadball Rebounds: 6, 0
Biggest Run: 10 (7:13 2H)
Largest Lead: 9 (4:28 2H)
Technical Fouls: None

K-STATE (9-7, 0-3 Big 12)

No.	Name	PTS	FG	3FG	FT	O	D	R	PF	A	T	S	B	MIN
00	RAPIECHE, Elias	W	8	3-6	2-4	0-0	1	1	2	4	0	1	0	21
21	McGRIFF, Khamari	W	8	4-7	0-0	0-0	1	2	3	4	1	1	1	14
01	BASHIR Jr., Abdi	G	22	8-16	6-12	0-1	0	2	2	3	4	1	0	35
04	HAGGERTY, P.J.	G	25	7-19	3-7	8-12	1	2	3	4	3	6	1	38
34	JOHNSON, Nate	G	7	2-6	1-4	2-2	2	0	2	5	3	1	0	26
10	CASTILLO, David	3	1-7	1-2	0-0	0-0	4	4	1	2	0	0	0	26
15	MANNING, Taj	6	1-2	0-1	4-4	2-2	4	0	0	0	0	3	2	20
22	BUCA, Dorin	5	2-5	0-0	1-2	5-3	8	2	1	0	0	1	1	19
47	KOSTIC, Andrej	0	0-2	0-1	0-0	0-0	0	0	0	0	0	0	0	1
TEAM						4	2	6						
TOTALS		84	28-70	13-31	15-21	16	18	34	27	14	13	7	3	200

	FG	FG%	3FG	3FG%	FT	FT%
1st Half	12-36	33.3	5-15	33.3	9-11	81.8
2nd Half	16-34	47.1	8-16	50.0	6-10	60.0
GAME	28-70	40.0	13-31	41.9	15-21	71.4

Officials: Brooks Wells, Michael Greenstein, Tommy Johnson
Attendance: 7,133 | Start Time: 2:02 p.m. | Game Duration: 2:19
K-State led 15:55 // ASU led 16:18 // Game was tied for 7:47
Lead Changes: 9 // Times Tied: 9

Points From	Off Turnovers	Paint	2nd Chance	Fast Break	Bench
ASU	13	50	24	14	7
K-State	16	28	20	23	14

17 UCF

Jan. 14, 2026 | Manhattan, Kan. / Bramlage Coliseum

UCF	42	40	—	82
K-STATE	28	45	—	73

► K-State battled back from a 16-point deficit to close to within one possession numerous times in the second half, but UCF had an answer to every rally en route to posting an 82-73 win on Jan. 14 at Bramlage Coliseum.

► After trailing as many as 16 points in the first half, including 12 at the half, K-State showed some desperation out of break, closing to 57-56 at the 11:18 mark after a layup from junior **P.J. Haggerty**, who scored 18 of his game-high 23 points in the second half.

► UCF (14-2, 3-1 Big 12) responded with consecutive 3-pointers from graduate **Themus Fulks** and junior **Jordan Burks** to push back ahead 63-56 near the midway point. After consecutive layups from junior **Taj Manning** got K-State to within 63-60, senior **Riley Kugel** connected on a 3-point play to once again put some distance between the teams with 8:50 remaining.

► Haggerty split a pair of free throws to close the deficit to 68-65, but a tip-in from junior **Chris Johnson** and a layup from Kugel put the Knights up 72-65, forcing a timeout from **Jerome Tang** with 5:14 to play. Another 3-point play from Haggerty gave the Wildcats' one last opportunity at 72-68, but Johnson came through with a big 3-pointer to again answer the rally. From there, they got no closer than 5 points, as the Knights salted it away at the free throw line.

► UCF connected on 52.5 percent (32-of-61) of its field goals, including better than 50 percent in each half, while hitting on 46.7 percent (7-of-15) from beyond the arc. Four players scored in double figures, including 19 from Kugel, 18 from senior **Jamichael Stillwell** and a points/assist double-double from Fulks with 13 points and a game-high 12 assists.

► Haggerty was joined in double figures by 15 points from senior **Khamari McGriff**, 12 points from junior **Abdi Bashir Jr.** and a new career-high 10 points from junior **Taj Manning**. Senior **Nate Johnson** tied a career-high with 10 assists to go with 7 points, 6 rebounds and 3 steals.

► K-State rebounded to shoot 54.5 percent (18-of-33) from the field in the second half after making just 34.4 percent (11-of-32) in the first half. For the game, the Wildcats hit on 44.6 percent (29-of-65), including just 20 percent (6-of-30) from 3-point range.

► The win was the first in 3 tries for UCF at Bramlage Coliseum.

UCF (14-2, 3-1 Big 12)

No.	Name	PTS	FG	3FG	FT	O	D	R	PF	A	T	S	B	MIN
04	STILLWELL, Jamichael	F	18	8-14	0-1	2-4	2	5	7	4	1	0	0	30
99	BURKS, Jordan	F	8	3-6	2-4	0-0	0	2	2	1	0	3	1	18
07	BOL, John	C	2	1-2	0-0	0-0	0	3	3	3	0	1	0	12
01	FULKS, Themus	G	13	6-11	1-1	0-0	0	3	3	12	1	3	0	38
02	KUGEL, Riley	G	19	6-11	2-4	5-7	0	7	7	3	2	5	0	34
00	FOUMENE, Jeremy	2	1-6	0-0	2-2	1	2	0	0	1	0	0	0	9
22	JOHNSON, Chris	9	3-5	1-2	0-2	1	1	2	0	1	0	2	0	22
35	CAMBRIDGE, Devan	11	4-4	1-1	2-3	1	5	6	0	2	0	1	1	25
11	PACHECO, Carmelo	0	0-2	0-2	0-0	0	0	0	0	0	0	0	0	12
TEAM						2	1	3						
TOTALS		82	32-61	7-15	11-18	7	28	35	14	18	10	8	3	200

	FG	FG%	3FG	3FG%	FT	FT%
1st Half	18-34	52.9	4-10	40.0	2-2	100.0
2nd Half	14-27	51.9	3-5	60.0	9-16	56.3
GAME	32-61	52.5	7-15	46.7	11-18	61.1

Deadball Rebounds: 3, 1
Biggest Run: 11 (12:01 1H)
Largest Lead: 16 (6:19 1H)
Technical Fouls: None

K-STATE (9-8, 0-4 Big 12)

No.	Name	PTS	FG	3FG	FT	O	D	R	PF	A	T	S	B	MIN
15	MANNING, Taj	W	10	5-9	0-4	0-0	1	4	4	3	2	0	0	32
21	McGRIFF, Khamari	W	15	7-9	0-0	1-2	3	4	5	2	1	1	0	33
01	BASHIR Jr., Abdi	G	12	4-13	4-13	0-0	0	2	2	0	3	1	0	26
04	HAGGERTY, P.J.	G	23	9-18	0-2	5-8	1	4	5	2	2	1	0	36
34	JOHNSON, Nate	G	7	2-9	1-7	2-2	0	6	6	4	10	1	3	30
22	BUCA, Dorin	1	0-0	0-0	1-2	0	3	3	2	0	2	0	0	8
10	CASTILLO, David	5	2-4	1-2	0-1	0	1	1	1	0	1	0	0	21
03	JONES, C.J.	0	0-3	0-0	0-1	1	2	3	0	0	0	0	0	16
TEAM						2	1	3						
TOTALS		73	29-65	6-30	9-15	8	26	34	18	25	12	5	1	200

	FG	FG%	3FG	3FG%	FT	FT%
1st Half	11-32	34.4	4-19	21.1	2-4	50.0
2nd Half	18-33	54.5	2-11	18.2	7-11	63.6
GAME	29-65	44.6	6-30	20.0	9-15	60.0

Deadball Rebounds: 5, 0
Biggest Run: 5 (18:48 2H)
Largest Lead: 2 (16:55 2H)
Technical Fouls: None

Officials: Doug Simons, Patrick Adams, Gary Maxwell
Attendance: 7,033 | Start Time: 7:02 p.m. | Game Duration: 2:01
K-State led 1:35 // UCF led 37:11 // Game was tied for 1:14
Lead Changes: 6 // Times Tied: 1

Points From	Off Turnovers	Paint	2nd Chance	Fast Break	Bench
UCF	8	40	12	14	22
K-State	10	44	9	15	6

18 AT OKLAHOMA STATE

Jan. 17, 2026 | Stillwater, Okla. / Gallagher-Iba Arena

Oklahoma State	48	36	—	84
K-STATE	43	40	—	83

► Sophomore **Vyctorius Miller** connected on all 3 free throws after being fouled with 2.8 seconds left, as Oklahoma State came from behind to post an 84-83 win in a back-and-forth affair on Jan. 17 at Gallagher-Iba Arena.

► In a game that included 13 lead changes and 11 ties, K-State (9-9, 0-5 Big 12) took an 83-81 lead with 49 seconds remaining on junior **P.J. Haggerty's** jumper. On the ensuing possession, junior guard **Kanye Clary** twice missed from 3-point range with Oklahoma State (14-4, 2-3 Big 12) each time getting the offensive rebound, including on a jump ball with 4 seconds left.

► Miller received the inbounds pass in the corner and was fouled by junior **Abdi Bashir Jr.** as he attempted to swap down at the ball, resulting in 3 free throws. After Miller's 3 free throws gave the Cowboys an 84-83 lead, the Wildcats still had an opportunity to win. The inbounds pass was caught by **Taj Manning** at midcourt, where he called K-State's last timeout with 2.1 seconds. However, Haggerty's 3-point attempt fell short as the buzzer sounded.

► Haggerty paced four Wildcats in double figures with 21 points on 8-of-17 shooting, including 4-of-7 from 3-point range, to go with 8 rebounds, 3 assists and a steal while playing all 40 minutes. He has now scored 20 or more points 13 times with double figures in all 18 games. He is the first Wildcat to open with 18 consecutive games in double figures since **Jacob Pullen** in 2009-10.

► OSU led 48-43 after ending the first half on a 7-2 run then continued that momentum with 8 of the first 11 points out of halftime to take a double-digit lead at 56-46 and force a timeout at the 17:15 mark. From there, K-State scored 15 of the next 20 points to register the first of 7 ties in the second half at 61-46.

► The Wildcats went ahead 67-64 near the midway point before the teams battled through ties of 67-67, 69-69 and 71-71. After a McGriff dunk gave the visitor a 73-72 lead, the home team responded with 5 straight points to go back ahead 77-73 with 5:12 remaining. However, the Wildcats didn't go away, as 3-pointers from senior **C.J. Jones** and Haggerty plus a dunk by Johnson made it 81-79 at the final media timeout with 92 seconds left. The Cowboys tied it at 81-81 on a Clary jumper with 1:15 to play before the final sequence.

► OSU shot just 41.2 percent (28-of-68) from the field with 5 less field goals and 7 fewer 3-point field goals but made up for it by scoring 26 points off 16 K-State turnovers while converting on 20-of-24 attempts (83.3 percent) from the free throw line. The Cowboys had just 7 turnovers.

OKLAHOMA STATE (14-4, 2-3 Big 12)

No.	Name	PTS	FG	3FG	FT	O	D	R	PF	A	T	S	B	MIN
04	COLEMAN, Christian	F	4	2-4	0-0	0-2	0</							

2025-26 BOXSCORES/RECAPS

19 UTAH

Jan. 20, 2026 | Manhattan, Kan. / Bramlage Coliseum

Utah	43	35	—	78
K-STATE	46	35	—	81

► Junior **P.J. Haggerty** scored 28 of his game-high 34 points in the second half in helping a short-handed Kansas State to an 81-78 win over Utah before 8,061 fans at Bramlage Coliseum to end a 5-game losing streak to open Big 12 play.

► The 28 points tied for the third-most points in a half, including the most since **Denis Clemente** went for 32 points in the second half at Texas on Jan. 31, 2009.

► K-State (10-9, 1-5 Big 12) had just 10 available players due to injuries, as the Wildcats had to play without regulars **Abdi Bashir Jr.** and **Khamari McGriff**, who had started the previous 18 games. This forced head coach **Jerome Tang** to insert juniors **Dorin Buca** and **David Castillo** into the lineup, alongside Haggerty, senior **Nate Johnson** and junior **Taj Manning**, who made his third straight start in place of the injured **Elias Rapieque**.

► Despite this adversity, the Wildcats found a way to pick up their first Big 12 win as Haggerty came through with a big jumper shot with a score tied at 77-all before Johnson iced the game with a pair of free throws with 6.7 seconds left. The Utes (9-10, 1-5 Big 12) had one last chance, but junior **Terrence Brown's** 3-point attempt fell short with 2 seconds remaining.

► Haggerty's 34 points were the 10th-most by a Wildcat in a Big 12 game and the most since **Markquis Nowell** went for 36 at Texas on Jan. 3, 2023. He hit on 15-of-29 field goals, including 1-of-4 from 3-point range, and 3-of-6 free throws to go with a game-high 8 rebounds, 4 assists and 2 steals in 39 minutes.

► Haggerty was joined in double figures by Castillo, who posted his second career 20-point game and first in Big 12 play with 20 points, and Johnson, who added 17 points on 5-of-9 field goals, including 3-of-5 from 3-point range, to go with a game-high 6 assists and 5 rebounds. Castillo hit a career-high 6 3-pointers, which tied for the 10th-most by a Wildcat in a Big 12 game.

► The Utes were led by Brown, who nearly equaled Haggerty with a team-high 33 points on 14-of-24 shooting, including 4-of-7 from 3-point range. Brown was joined in double figures by junior **Seydou Traore** and graduate **Don McHenry**, who had 15 points each.

► Both teams shot nearly 50 percent with K-State hitting on exactly 50 percent (31-of-62) for the second consecutive game, including 52.2 percent (12-of-23) from 3-point range. Utah shot 49.2 percent (32-of-65), including 34.8 percent (8-of-23) from long range.

UTAH (9-10, 1-5 Big 12)														
No.	Name	PTS	FG	3FG	FT	O	D	R	PF	A	TO	S	B	MIN
00	TRAORE, Seydou	F 15	7-12	1-4	0-0	2	4	6	2	3	0	1	1	30
08	DAWES, Keanu	F 0	0-3	0-2	0-0	2	5	7	1	1	0	0	1	31
32	OKONKWO, James	F 2	1-3	0-0	0-0	2	2	2	0	1	0	1	0	24
02	BROWN, Terrence	G 33	14-24	4-7	1-2	1	3	4	2	6	4	0	0	32
03	MCHENRY, Don	G 15	5-12	3-8	2-5	1	5	6	0	3	0	0	0	32
21	ABBEY, Obomate	4	1-3	0-0	2-2	0	0	2	2	1	1	0	0	17
07	HAYES, Josh	9	4-5	0-0	1-1	3	0	3	2	0	0	0	0	16
13	SANDERS, Kendyl	0	0-3	0-2	0-0	0	3	3	1	0	0	0	0	19
TEAM						1	2	3			1			
TOTALS		78	32-65	8-23	6-10	10	24	34	14	10	9	5	4	200

	FG	FG%	3FG	3FG%	FT	FT%	Deadball Rebounds:
1st Half	19-35	54.3	4-11	36.4	1-1	100.0	3, 0
2nd Half	13-30	43.3	4-12	33.3	5-9	55.6	10 (18:16 2H)
GAME	32-65	49.2	8-23	34.8	6-10	60.0	Largest Lead: 5 (17:07 1H) Technical Fouls: Traore

K-STATE (10-9, 1-5 Big 12)														
No.	Name	PTS	FG	3FG	FT	O	D	R	PF	A	TO	S	B	MIN
15	MANNING, Taj	W 8	3-5	1-3	1-2	4	3	7	1	2	0	1	0	13
22	BUCA, Dorin	W 7	3-4	0-1	1-3	1	2	3	1	0	1	0	1	13
04	HAGGERTY, P.J.	G 24	7-16	0-3	10-11	2	6	8	3	4	1	0	1	29
10	CASTILLO, David	G 9	4-11	1-7	0-0	1	4	5	1	3	2	0	0	21
34	JOHNSON, Nate	G 14	4-7	4-7	2-3	2	4	6	3	4	2	1	0	33
03	JONES, C.J.	2	0-3	0-3	2-2	0	0	2	0	2	1	0	0	12
47	KOSTIC, Andrej	2	1-4	0-2	0-0	1	2	3	1	3	1	0	0	8
TEAM						2	0	2						
TOTALS		81	31-62	12-23	7-10	7	22	29	13	17	10	4	2	200

	FG	FG%	3FG	3FG%	FT	FT%	Deadball Rebounds:
1st Half	17-34	50.0	10-18	55.6	2-2	100.0	3, 2
2nd Half	14-28	50.0	2-6	40.0	5-8	62.5	Biggest Run: 7 (14:20 1H)
GAME	31-62	50.0	12-23	52.2	7-10	70.0	Largest Lead: 10 (9:31 1H) Technical Fouls: None

Officials: Marques Pettigrew, Tommy Johnson, Michael Greenstein
Attendance: 8,061 | **Start Time:** 8:10 p.m. | **Game Duration:** 1:49
 K-State led 25-00 // Utah led 11-37 // Game was tied for 3:23
Lead Changes: 9 // **Times Tied:** 6

Points From	Off Turnovers	Paint	2nd Chance	Fast Break	Bench
Utah	14	40	12	11	13
K-State	8	32	6	17	8

20 19/19 KANSAS

Jan. 24, 2026 | Manhattan, Kan. / Bramlage Coliseum

19/19 Kansas	37	49	—	86
K-STATE	35	27	—	62

► No. 19/19 Kansas broke open a tight contest with a decisive 8-0 run to snap a 3-game losing streak at Bramlage Coliseum and earn an 86-62 win in the 304th Dillons Sunflower Showdown on Jan. 24.

► Kansas (15-5, 5-2 Big 12) saw 5 players post double-digits led by sophomore **Flory Bidunga's** 21-point, 10-rebound double-double while senior **Melvin Council Jr.** added his own double-double with 17 points and 12 assists.

► K-State (10-10, 1-6 Big 12) played its second consecutive game with just 10 available players due to injuries, as starters **Abdi Bashir Jr.** and **Khamari McGriff** each missed their second straight game. A third regular starter – **Elias Rapieque** – missed his fourth game in a row.

► The potent Wildcat offense, which entered averaging 85.3 points on 47.3 percent shooting, was held to its lowest output of the season with just 62 points on 34.4 percent (21-of-61) shooting with season-lows for both field goals made (21) and points in the paint (18).

► Junior **P.J. Haggerty** scored a game-high 23 points, doing most of his damage at the free throw line, where he was 10-of-12, to go with 5 rebounds and 4 assists in nearly 39 minutes. He has now scored in double figures in all 20 games this season with 15 20-point scoring efforts.

► Freshman **Andrej Kostic** posted his first double-digit scoring game with 12 points, going 4-of-7 from 3-point range.

► The Wildcats trailed just 59-55 after a 3-pointer by Haggerty just before the third media timeout with 7:26 to play. However, a Bidunga free throw sparked a run of eight straight points that pushed the lead to 67-55, prompting a timeout by head coach **Jerome Tang** with 5:37 to play.

► A Haggerty free throw broke the run out of the timeout, but the Jayhawks continued their push with 7 of the next 9 points to go ahead 74-58 at the final media timeout with 3:41 to play. From there, the lead ballooned to as many as 24 points in the eventual 86-62 loss.

► The first half was a back-and-forth affair with Kansas leading by as many as 7 points before K-State closed to within 37-35 at the halftime break. The Wildcats had a chance to take the lead just before halftime but senior **C.J. Jones'** 3-pointer just rimmed out at the buzzer.

KANSAS (15-5, 5-2 Big 12)														
No.	Name	PTS	FG	3FG	FT	O	D	R	PF	A	TO	S	B	MIN
15	TILLER, Bryson	F 16	6-8	0-1	4-4	3	4	7	2	2	2	1	0	27
08	BIDUNGA, Flory	F 21	10-13	0-0	1-4	3	7	10	3	1	1	0	0	37
03	WHITE, Tre	G 13	3-8	1-2	6-6	2	1	3	2	3	1	0	0	33
11	MCDOWELL, Jamari	G 0	0-5	0-5	0-0	1	2	0	1	2	0	0	0	23
14	COUNCIL JR., Melvin	G 17	7-16	1-4	2-3	2	5	7	3	12	1	1	1	38
13	JACKSON, Elmarlo	19	5-7	2-3	7-7	0	5	3	0	2	0	0	0	27
01	DAWSON, Jayden	0	0-1	0-1	0-0	0	1	0	0	0	0	0	0	7
TEAM						1	3	4			1			
TOTALS		86	31-58	4-16	20-24	12	27	39	13	19	10	2	4	200

	FG	FG%	3FG	3FG%	FT	FT%	Deadball Rebounds:
1st Half	15-27	55.6	1-5	20.0	6-9	66.7	4, 1
2nd Half	16-31	51.6	3-11	27.3	14-15	93.3	Biggest Run: 8 (5:40 2H)
GAME	31-58	53.4	4-16	25.0	20-24	83.3	Largest Lead: 24 (0:10 2H) Technical Fouls: None

K-STATE (10-10, 1-6 Big 12)														
No.	Name	PTS	FG	3FG	FT	O	D	R	PF	A	TO	S	B	MIN
15	MANNING, Taj	W 8	3-6	2-4	0-0	3	1	4	4	1	1	3	0	23
22	BUCA, Dorin	W 6	3-6	0-1	0-2	8	3	11	2	0	0	1	1	26
04	HAGGERTY, P.J.	G 23	6-17	1-2	10-12	1	4	5	1	4	1	0	0	39
10	CASTILLO, David	G 8	3-11	2-5	0-0	1	0	1	3	1	0	0	0	37
34	JOHNSON, Nate	G 5	2-8	1-5	0-0	0	0	3	3	4	1	0	0	35
06	JOHNSON, Marcus	0	0-2	0-2	0-0	0	0	0	0	0	0	0	0	3
03	JONES, C.J.	0	0-4	0-3	0-0	0	0	0	0	2	1	0	0	13
47	KOSTIC, Andrej	12	4-7	4-7	0-0	0	4	4	1	0	1	1	0	23
TEAM						0	0	0	1	3				
TOTALS		62	21-61	10-29	10-14	13	15	28	15	12	8	5	1	200

	FG	FG%	3FG	3FG%	FT	FT%	Deadball Rebounds:
1st Half	12-34	35.3	8-19	42.1	3-6	50.0	3, 0
2nd Half	9-27	33.3	2-10	20.0	7-8	87.5	Biggest Run: 6 (11:27 1H)
GAME	21-61	34.4	10-29	34.5	10-14	71.4	Largest Lead: 2 (17:12 1H) Technical Fouls: Coach

Officials: Kipp Kissinger, Brooks Wells, Tommy Johnson
Attendance: 9,111 | **Start Time:** 7:05 p.m. | **Game Duration:** 2:05
 K-State led 3:34 // Kansas led 35:34 // Game was tied for 0:52
Lead Changes: 6 // **Times Tied:** 1

Points From	Off Turnovers	Paint	2nd Chance	Fast Break	Bench
KU	10	46	21	8	19
K-State	12	18	11	9	12



21 AT WEST VIRGINIA

Jan. 27, 2026 | Morgantown, W.Va. / Hope Coliseum

West Virginia	28	31	—	59
K-STATE	22	32	—	54

► Senior **Treysen Eaglestaff** came through in the clutch for West Virginia, scoring 8 of his 12 points in the last 3 minutes to help the Mountaineers rally past Kansas State, 59-54, on Jan. 27 before 10,809 fans at Hope Coliseum.

► The win extended West Virginia's home court winning streak to 16 games, as the Mountaineers (14-7, 5-3 Big 12) remained perfect at home.

► Despite Eaglestaff's heroics erasing a 49-45 lead with 3:38 to play, K-State had two chances to tie the game in the last 22 seconds. Following a missed free throw by senior **Honor Huff**, junior **P.J. Haggerty** drove to the basket but his layup with blocked out of bounds with 14.5 seconds left. Haggerty then received the inbound pass, but his 3-pointer fell short with 10 seconds.

► Huff made amends for his earlier free throw miss by icing the game with 2 free throws to make it 59-54 with 8 seconds. He led all scorers with 17 points.

► Haggerty paced three Wildcats in double figures with 16 points, all of which came in the second half, while sophomore **David Castillo** and senior **Nate Johnson** added 15 and 13 points, respectively.

► K-State continued to play shorthanded with just 10 available players due to injuries, as starters **Abdi Bashir Jr.** and **Khamari McGriff** each missed their third straight game. **Elias Rapieque** missed his fifth game in a row.

► While the offense struggled for the second straight game with a season-low 54 points, the Wildcat defense played perhaps its best game, as they held the Mountaineers scoreless for more than 7 minutes in the second half while holding them to a season-low 59 points at home.

► After trailing by 10 points in the early moments of the second half, back-to-back 3-pointers by Haggerty and Johnson ignited an 8-0 run that brought K-State to within 36-34 with 13:23 remaining. West Virginia went back ahead 45-41 near the midway point before a jumper by Castillo sparked 8 straight points that carried the Wildcats to a 49-45 lead with 4:30 to play.

► A putback by Eaglestaff at the 3:17 mark ended a more than 7-minute scoring drought, as the senior followed with a 3-pointer to give the Mountaineers the lead for good with 2:08 to play. After 3-pointers by each team, Eaglestaff made his biggest play of the night as he followed his own shot with a layup before finishing the 3-point play with 43 seconds left to make it 57-52.

WEST VIRGINIA (14-7, 5-3 Big 12)														
No.	Name	PTS	FG	3FG	FT	O	D	R	PF	A	TO	S	B	MIN
00	LORENTZ, Brennen	F 10	5-8	0-1	0-0	3	3	6	3	2	3	0	1	23
55	OBIOHA, Harlan	C 2	1-1	0-0	0-0	2	2	1	0	0	0	0	0	17
01	FLOYD, Jasper	G 4	1-5	0-1	2-3	1	4	5	3	5	1	2	0	31
03	HUFF, Honor													

2025-26 BOXSCORES/RECAPS

22 8/9 IOWA STATE

Feb. 1, 2026 | Manhattan, Kan. / Bramlage Coliseum

8/9 Iowa State	50	45	—	95
K-STATE	21	40	—	61

► No. 8/9 Iowa State showed why it's one of the top teams in the nation on Feb. 1, as the Cyclones shot 55 percent from the field with five players in double figures en route to a 95-61 win over K-State at Bramlage Coliseum.

► Iowa State (20-2, 7-2 Big 12) continued its best start in school history, as the Cyclones earned their fourth straight win, which includes three wins of 30 or more points, since consecutive road losses at Kansas and Cincinnati.

► Senior **Joshua Jefferson** paced the Cyclones with 19 points on 7-of-13 shooting to go with 8 rebounds and 5 assists, while fellow senior **Tamin Lipsey** chipped in 16 points on 6-of-9 field goals to go with a game-high 9 assists and 4 steals. The nation's best 3-point shooter — junior **Milan Momcivic** — knocked down 5 triples to go with 18 points. Freshman **Killyan Toure** and redshirt senior **Nate Heise** added 13 and 11 points, respectively.

► Junior **P.J. Haggerty** led a shorthanded K-State team with a game-high 23 points, including 17 in the second half. He was joined in double figures by sophomore **David Castillo** with 11 points. Senior **Nate Johnson** had team-highs for assists (5) and steals (3) to go with his 8 points.

► The Wildcats played without 3 starters for the fourth straight game.

► Iowa State used a 22-4 run midway through the first half to take early control at 24-8. The Cyclones followed with another 13-0 run to go ahead by 24 points (37-13) at the 6:29 mark before they scored 12 of the next 14 points to take a 49-17 lead with 2:20 before halftime.

► Down 29 points at the break, the Wildcats got to within 54-31 at the 16:30 mark of the second half before the Cyclones answered back with an 11-2 spurt to go back ahead by 32 points (65-33). The lead ballooned from there, extending to as many as 39 points (90-51) with 3:32 remaining.

► Iowa State was impressive on both ends of the court, connecting on 55 percent (33-of-60) from the field with assists on 28 of their 33 made field goals. The Cyclones made 14 3-pointers on 51.9 percent shooting, while making 75 percent (15-of-20) of their free throw attempts.

► Defensively, they held the Wildcats to just 40.3 percent (25-of-62) shooting, including 30.4 percent (7-of-23) from 3-point range, while scoring 21 points off 14 turnovers.

IOWA STATE (20-2, 7-2 Big 12)

No.	Name	PTS	FG	3FG	FT	O	D	R	PF	A	TO	S	B	MIN
05	JEFFERSON, Joshua	19	7-13	2-5	3-4	1	7	8	1	5	4	1	0	34
22	MOMCIVIC, Milan	F	18	6-13	5-9	1-1	2	3	0	1	2	1	1	30
23	BUCHANAN, Blake	F	5	2-4	0-0	1-2	1	4	5	1	1	2	0	25
03	LIPSEY, Tamin	G	16	6-9	1-2	3-4	2	3	5	1	9	1	4	33
27	TOURE, Killyan	G	13	5-9	1-2	2-2	2	3	5	2	3	0	2	33
00	HEISE, Nate	11	4-6	3-5	0-0	0	5	5	1	5	1	0	0	23
21	PLETA, Dominykas	4	1-1	0-0	2-3	0	1	1	2	2	0	0	0	12
01	BATEMAN, Jamaron	6	1-3	1-3	3-4	0	2	2	2	2	1	2	0	13
04	MULDER, Eric	3	1-1	1-1	0-0	3	1	4	0	0	0	0	0	3
11	NELSON, Dominick	0	0-1	0-0	0-0	0	0	0	0	1	0	0	0	2
13	KELDERMAN, Cade	0	0-0	0-0	0-0	0	0	0	0	0	0	0	0	2
TEAM														1
TOTALS		95	33-60	14-27	15-20	10	29	39	10	28	12	8	1	200

	FG	FG%	3FG	3FG%	FT	FT%	Deadball Rebounds:
1st Half	18-31	58.1	9-16	56.3	5-7	71.4	6
2nd Half	15-29	51.7	5-11	45.5	10-13	76.9	13
GAME	33-60	55.0	14-27	51.9	15-20	75.0	19

K-STATE (10-12, 1-8 Big 12)

No.	Name	PTS	FG	3FG	FT	O	D	R	PF	A	TO	S	B	MIN
15	MANNING, Taj	W	0	0-3	0-1	0-0	1	3	4	1	1	1	0	23
22	BUCA, Dorin	W	6	3-3	0-0	0-0	1	1	2	3	0	3	1	23
04	HAGGERTY, P.J.	G	23	11-21	1-4	0-2	2	7	9	3	3	3	1	34
10	CASTILLO, David	G	11	4-10	3-4	0-0	0	0	3	2	2	0	0	30
34	JOHNSON, Nate	G	8	4-10	0-3	0-0	1	0	1	0	5	2	3	32
03	JONES, C.J.	5	1-5	1-3	2-2	0	2	2	1	0	1	1	1	16
47	KOSTIC, Andrej	8	2-7	2-6	2-2	0	2	2	4	1	1	3	0	27
06	JOHNSON, Marcus	0	0-3	0-2	0-0	1	1	1	1	1	1	0	0	8
TEAM														1
TOTALS		61	25-62	7-23	4-6	8	16	24	19	13	14	9	4	200

	FG	FG%	3FG	3FG%	FT	FT%	Deadball Rebounds:
1st Half	9-29	31.0	1-9	11.1	2-4	50.0	2
2nd Half	16-33	48.5	6-14	42.9	2-2	100.0	6
GAME	25-62	40.3	7-23	30.4	4-6	66.7	8

Officials: Marques Pettigrew, Bret Smith, John Gaffney
 Attendance: 8,031 | Start Time: 1:06 p.m. | Game Duration: 1:53
 K-State led 0:21 // Iowa State led 38:17 // Game was tied for 1:22
 Lead Changes: 2 // Times Tied: 1

Points From	Off Turnovers	Paint	2nd Chance	Fast Break	Bench
Iowa State	21	36	10	14	24
K-State	6	32	8	12	13

23 AT TCU

Feb. 7, 2026 | Fort Worth, Texas / Schollmaier Arena

TCU	42	42	—	84
K-STATE	46	36	—	82

► Junior **Xavier Edmonds** scored 6 of the game's last 7 points, including the game-winning free throws with 6.7 seconds left, as TCU rallied from an 18-point first-half deficit to hand K-State an 84-82 loss on Jan. 7 at Schollmaier Arena.

► K-State led 82-77 after a dunk by senior **Khamari McGriff** with 1:29 to play, but the Wildcats didn't score again as they turned the ball over on each of their last 3 possessions while the Horned Frogs ended the game on a 7-0 run.

► Edmonds paced TCU with 26 points on 9-of-10 field goals and a game-high 10 rebounds in 30 minutes. He was joined in double figures by sophomore **David Punch** (14 points) and senior **Jayden Pierre** (10 points).

► It marked the second consecutive matchup between the teams in Fort Worth that ended with TCU on a game-winning run as the Horned Frogs scored the last 6 points in a 63-62 win on Jan. 4, 2025. They have now won 6 of the last 8 meetings in the series, including 4 in a row.

► The loss particularly stung as the short-handed Wildcats led for more than 39 minutes and 30 seconds in the game, including 42-24 with 5:31 to play in the first half and by double figures 3 times in the second half, including 78-68 with 5:26 remaining. The 18-point lead represents the third-largest blown in school history and the largest since a loss to Western Carolina on Dec. 19, 2001.

► K-State now has 5 losses by 5 points or less, including 4 in Big 12 play.

► The Wildcats shot better than 50 percent from the field for the ninth time this season, as they connected on 52.4 percent (33-of-63) from the field, including 11 made 3-pointers, while getting a game-high 30-point performance from junior **P.J. Haggerty** and a season-high 15 points from senior reserve **Marcus Johnson**, who made 5-of-6 attempts from 3-point range.

► Haggerty, who has now scored in double figures in all 23 games, recorded his 17th game of 20 or more points and his fourth 30-point game of the season. The 43-point game this season ties for the fifth-most in a single season and the most since **Michael Beasley** had 13 in 2007-08.

► Senior **Nate Johnson** added his second career double-double and first this season with 13 points and a career-high 11 assists to go with a career-best 6 steals in 37 minutes. Sophomore **David Castillo** gave the Wildcats a fourth double-digit scorer with 11 points.

TCU (14-9, 4-6 Big 12)

No.	Name	PTS	FG	3FG	FT	O	D	R	PF	A	TO	S	B	MIN
15	PUNCH, David	F	14	4-10	0-2	6-8	2	4	6	2	3	0	2	30
24	EDMONDS, Xavier	F	26	9-10	1-1	7-13	4	6	10	2	0	6	2	30
01	PIERRE, Jayden	G	10	3-8	0-3	4-4	0	1	1	1	4	0	0	37
02	HARDING, Brock	G	9	3-6	3-6	0-0	1	2	3	1	6	2	1	29
03	LELEVICIUS, Liutauras	G	3	1-3	1-3	0-0	2	2	0	1	0	0	0	17
23	SALATHOUX, Vlanney	0	0-0	0-0	0-0	1	0	1	0	0	0	0	0	2
00	POSEY, Jarce	0	0-3	0-1	0-0	0	1	1	1	0	1	0	0	5
55	TOOLSON, Tanner	6	2-7	1-4	1-4	1	4	5	0	2	2	0	0	24
05	ROBINSON, Micah	16	5-12	2-6	4-7	3	3	6	3	2	2	0	0	26
TEAM														5
TOTALS		84	27-59	8-26	22-26	17	23	40	10	18	13	7	0	200

	FG	FG%	3FG	3FG%	FT	FT%	Deadball Rebounds:
1st Half	13-32	40.6	7-16	43.8	9-14	64.3	10
2nd Half	14-27	51.9	1-10	10.0	13-22	59.1	13
GAME	27-59	45.8	8-26	30.8	22-36	61.1	23

K-STATE (10-13, 1-9 Big 12)

No.	Name	PTS	FG	3FG	FT	O	D	R	PF	A	TO	S	B	MIN
15	MANNING, Taj	W	4	2-4	0-0	0-0	3	6	5	2	0	0	0	23
21	MCGRIFF, Khamari	W	6	3-4	0-0	0-0	2	2	3	4	1	0	3	24
04	HAGGERTY, P.J.	G	30	14-24	2-5	0-1	0	1	1	2	4	1	0	39
10	CASTILLO, David	G	11	3-10	3-8	2-2	0	0	5	2	1	1	0	39+
34	JOHNSON, Nate	G	13	5-11	1-6	2-3	1	3	4	1	11	2	6	37
06	JOHNSON, Marcus	15	5-6	5-6	0-0	0	3	4	3	4	1	0	0	19
22	BUCA, Dorin	1	0-1	0-0	1-2	0	2	2	0	0	0	0	0	4
03	JONES, C.J.	2	1-3	0-1	0-0	1	0	1	1	1	3	0	0	14
TEAM														1
TOTALS		82	33-63	11-26	5-8	17	25	23	24	12	8	5	0	200

	FG	FG%	3FG	3FG%	FT	FT%	Deadball Rebounds:
1st Half	17-29	58.6	8-14	57.1	4-5	80.0	2
2nd Half	16-34	47.1	3-12	25.0	1-3	33.3	18
GAME	33-63	52.4	11-26	42.3	5-8	62.5	20

Officials: Tony Padilla, James Ford, De Selle Dean
 Attendance: 5,176 | Start Time: 1:12 p.m. | Game Duration: 2:13
 K-State led 39:30 // TCU led 0:07 // Game was tied for 0:23
 Lead Changes: 1 // Times Tied: 1

Points From	Off Turnovers	Paint	2nd Chance	Fast Break	Bench
TCU	22	34	19	17	22
K-State	20	34	12	14	18

24 CINCINNATI

Feb. 11, 2026 | Manhattan, Kan. / Bramlage Coliseum

Cincinnati	53	38	—	91
K-STATE	31	31	—	62

► Junior **Jizzle James** paced five Cincinnati players in double figures with 24 points, as the Bearcats posted a 91-62 wire-to-wire win over K-State on Feb. 11 before 7,274 fans at Bramlage Coliseum.

► Cincinnati (13-12, 5-7 Big 12) registered its second consecutive 90-point performance while earning its second straight win by 20 or more points. The 91 points were the most scored in 12 meetings with K-State, as the Bearcats captured their first win in Manhattan since 1967.

► Junior **P.J. Haggerty** was the only Wildcat in double figures, equaling James' 24 points, to pace the Wildcats, who dropped their fifth in a row.

► James connected on 6-of-8 attempts from 3-point range in helping Cincinnati make 16 shots from beyond the arc, which represents the most by an opponent at Bramlage Coliseum and the second-most ever by an opponent behind the 17 makes by Baylor on Jan. 27, 2021.

► In addition to James' 6 triples, five other Bearcats had at least one 3-pointers, including 4 by graduate **Jalen Celestine**, 2 each from senior **Baba Miller** and graduate **Day Day Thomas** and one apiece from junior **Senrice Harris** and freshman **Jordi Rodriguez**.

► James was joined in double figures by Celestine (18 points), Miller (16 points), Harris (12 points) and Thomas (10 points). Miller added a double-double with 12 points to go with 6 assists and 4 blocked shots. Thomas dished out a game-high 7 assists.

► Overall, the Bearcats shot 50 percent (31-of-62) from the field, including 57.1 percent (20-of-35) in the first half in which they built as much as a 28-point lead. The Wildcats pulled to within 18 points in the early moments of the second half, but a 10-0 response pushed it back out to 28 points (65-37). The lead ballooned to as many as 32 points (91-59) with less than 3 minutes remaining.

► In addition to its impressive offensive effort, Cincinnati once again showed why it is one of the top defensive teams in the country, holding K-State to just 40.3 percent (25-of-62) shooting, including 24 percent (6-of-25) from 3-point range. The Bearcats also forced 16 turnovers.

► The Wildcats are now off to their worst start ever in conference play, tying the 1999-2000 and 2020-21 teams with a 1-10 mark.

CINCINNATI (13-12, 5-7 Big 12)

2025-26 BOXSCORES/RECAPS

25 AT 3/3 HOUSTON

Feb. 14, 2026 | Houston, Texas / Fertitta Center

3/3 Houston	33	45	—	78
K-STATE	19	45	—	64

- K-State went toe-to-toe with No. 3/3 Houston on Feb. 14 before the Cougars used their patented defense to pull away for a 78-64 victory to extend their winning streak to 18 games at the Fertitta Center.
- Junior **P.J. Haggerty**, who eclipsed 2,000 career points in the first half, led three Wildcats in double figures with a game-tying 23 points, while senior **Nate Johnson** posted his second double-double with 12 points and a game-high 10 rebounds. Junior **Taj Manning** matched his career-high with 10 points.
- K-State led for nearly 11 minutes in the first half, including 15-6 after back-to-back 3-pointers from senior **C.J. Jones** and Haggerty at the 11:35 mark. However, the Big 12-leading Cougars turned up the defensive intensity, holding the Wildcats to just 4 points the rest of the half on 1-on-15 field goals with 7 turnovers.
- Offensively, Houston took control of the game over the last 11 minutes of the first half, shaking off a 1-of-12 start from the field to score 27 points and lead 33-19 at the break. A dunk by freshman **Chris Cenac Jr.** gave the Cougars the lead for good with 7:26 before halftime as part of an 8-0 run.
- The 19 first-half points tied for the fewest under head coach **Jerome Tang** and lowest since also scoring 19 against Oklahoma on Jan. 30, 2024, while the Wildcats were held to just 20.8 percent (5-of-24) shooting, including just one made 2-point field goal, which is a new low under Tang.
- Houston continued its momentum in the early moments of the second half, extending its lead to 24 points (47-23) after back-to-back 3-pointers from Cenac and senior **Emanuel Sharp** at the 16:41 mark. K-State continued to battle, using a 9-0 run to pull to within 47-32 at the first media timeout with under 15 minutes remaining before a 3-pointer from sophomore **David Castillo** closed the deficit to 59-49 with 7:06 to play.
- However, that would be closest it would get, as a 3-pointer from senior **Milos Uzan** sparked a 10-4 run that put the Cougars ahead 69-53 at the final media timeout. The Wildcats scored 10 of the last 15 points for the final 78-64 margin.
- Neither team shot the ball very well, as Houston made 40.7 percent (24-of-59) of its field goals compared to 35.1 percent (20-of-57) for K-State. The team combined for 32 turnovers and 45 personal fouls with Wildcats scoring 26 points off 15 Cougar turnovers.

HOUSTON (23-2, 11-1 Big 12)

No.	Name	PTS	FG	3FG	FT	O	D	R	PF	A	TO	S	B	MIN	
11	TUGLER, Joseph	F	2	1-1	0-0	0-0	1	0	1	2	1	1	0	0	14
05	CENAC Jr., Chris	C	9	3-5	2-3	1-4	2	2	4	1	2	1	0	23	
04	FLEMINGS, Kingston	G	12	2-13	0-0	8-8	1	6	7	3	4	4	1	30	
07	UZAN, Milos	G	12	5-11	2-5	0-0	1	2	1	8	0	1	0	33	
21	SHARP, Emanuel	G	23	6-14	3-8	8-9	1	5	6	5	2	4	3	30	
14	SAKHO, Kalifa	F	6	3-3	0-0	1-1	3	6	3	0	3	0	2	19	
01	HARWELL, Isaiah	F	3	1-5	0-3	1-2	0	3	6	2	0	1	1	19	
03	WALKER Jr., Ramon	J	1	0-1	0-1	1-2	0	0	0	0	0	0	0	3	
08	LATH, Cedric	F	2	0-0	0-0	2-2	1	1	2	1	0	0	0	6	
25	MILLER, Mercy	A	1	0-1	0-0	2-2	0	1	1	1	1	0	0	9	
24	MCCARTY, Chase	A	2	2-2	0-0	1-1	2	2	0	1	1	0	1	14	
TEAM							4	5							
TOTALS		78	24-59	7-21	23-30	12	30	42	21	18	15	8	5	200	

	FG	FG%	3FG	3FG%	FT	FT%	Deadball Rebounds: 4, 0
1st Half	10-33	30.3	3-11	27.3	10-15	66.7	
2nd Half	14-26	53.8	4-10	40.0	13-15	86.7	Biggest Run: 19 (18:50 2H)
GAME	24-59	40.7	7-21	33.3	23-30	76.7	Largest Lead: 24 (16:41 2H)

Technical Fouls: Sakho

K-STATE (10-15, 1-11 Big 12)

No.	Name	PTS	FG	3FG	FT	O	D	R	PF	A	TO	S	B	MIN
15	MANNING, Taj	W	10	3-4	0-1	4-7	2	4	6	3	3	2	0	30
21	MCGRIFF, Khamari	W	2	0-1	0-0	2-2	0	4	4	1	2	0	0	14
04	HAGGERTY, P.J.	G	23	7-20	2-7	7-12	4	1	5	4	2	3	0	40
10	CASTILLO, David	G	6	3-9	2-7	0-0	0	5	5	2	1	2	1	39
34	JOHNSON, Nate	G	12	3-11	3-5	3-4	2	8	10	4	2	3	1	40
22	BUCA, Dorin	A	4	2-4	0-1	0-0	2	2	4	5	1	1	0	24
03	JONES, C.J.	S	5	2-7	1-4	0-0	1	0	1	1	1	1	0	23
06	JOHNSON, Marcus	O	0	0-1	0-1	0-0	0	0	0	0	2	0	0	1
TEAM							2	2						
TOTALS		64	20-57	8-26	16-25	11	26	37	24	13	17	0	3	200

	FG	FG%	3FG	3FG%	FT	FT%	Deadball Rebounds: 5, 0
1st Half	5-24	20.8	4-14	28.6	5-9	55.6	
2nd Half	15-33	45.5	4-12	33.3	11-16	68.8	Biggest Run: 9 (14:20 1H)
GAME	20-57	35.1	8-26	30.8	16-25	64.0	Largest Lead: 9 (11:35 1H)

Technical Fouls: Coach, Buca

Officials: Michael Greenstein, Keith Patterson, Deidre Carr
 Attendance: 7,035 | Start Time: 3:07 p.m. | Game Duration: 2:11
 K-State led 10-52 // Houston led 28-55 // Game was tied for 0:13
 Lead Changes: 2 // Times Tied: 0

Points From	Off Turnovers	Paint	2nd Chance	Fast Break	Bench
Houston	18	26	15	10	20
K-State	26	22	13	20	9

26 BAYLOR

Feb. 17, 2026 | Manhattan, Kan. / Bramlage Coliseum

Baylor	34	40	—	74
K-STATE	41	49	—	90

- Junior **P.J. Haggerty** and senior **Nate Johnson** became the first Wildcat duo to each record a 30-point game since 2008, as K-State led from start to finish in a 90-74 win in interim coach **Matthew Driscoll's** debut on Feb. 17 before 6,789 fans at Bramlage Coliseum to snap a 6-game losing streak.
- Haggerty (34 points) and Johnson (33 points) combined for 67 of the Wildcats' 90 points on 26-of-39 (66.7 percent) shooting from the field, including 6-of-10 from 3-point range. They are the first duo to go for 30 or more points since **Michael Beasley** (44 points) and **Bill Walker** (31 points) accomplished the feat at Baylor on Feb. 23, 2008.
- In addition to his career-high 33 points, Johnson dished out a game-high 9 assists to go with a game-best 6 steals and 5 rebounds in playing nearly 39 minutes. He went 11-of-16 from the field, including 5-of-8 from 3-point range, and made all 6 of his free throws. Haggerty knocked down 15 field goals for the second time this season, as he posted his fifth 30-point game of the season.
- The win snapped K-State's 6-game losing skid, as Driscoll defeated his close friend and former boss **Scott Drew** in their first matchup. Driscoll is just the second interim head coach in school history to win his debut and the first in nearly 20 years when **Jimmy Elgas** led the Wildcats to a 66-63 win over Iowa State on Feb. 8, 2006 in place of head coach **Jim Wooldridge**.
- The Wildcats shot 50 percent or better from the field for the 10th time, hitting on 56.7 percent (34-of-60) from the field, including 47.1 percent (8-of-17) from 3-point range, while connecting on 82.4 percent (14-of-17) from the line.
- Johnson set the tone early, knocking down his first three 3-point attempts, to push K-State out to an early lead. Haggerty got into the act with 11 points in a stretch where the Wildcats expanded their lead to 34-21. The Bears scored 13 of the last 20 points to close the deficit to 41-34 at the break.
- K-State took control of the game in the first 8 minutes of the second half, as Johnson and Haggerty combined for 15 points, as the Wildcats led 61-40 with 11:44 to play after a 20-6 run. Baylor didn't go away, scoring 17 of the next 22 points to pull to within 66-57. However, the Bears could get no closer, as the Wildcats slowly rebuilt the lead to as many as 18 points down the stretch.
- Baylor was led by sophomore **Isaac Williams IV**, who paced four Bears in double figures with 16 points on 6-of-11 field goals to go with 6 assists.

BAYLOR (13-13, 3-10 Big 12)

No.	Name	PTS	FG	3FG	FT	O	D	R	PF	A	TO	S	B	MIN
44	POWELL, Caden	C	7	2-3	0-0	3-6	4	1	5	2	1	1	0	14
05	AGBIM, Obi	G	8	4-13	0-5	0-0	4	4	2	3	2	4	0	32
10	WILLIAMS, Isaac	G	16	6-11	0-2	4-4	0	3	3	2	6	4	1	30
24	YESSOUFOU, Tounde	G	14	6-14	1-4	1-1	3	4	7	3	1	0	2	37
43	CARR, Cameron	G	12	5-12	0-5	2-2	0	5	5	4	0	7	3	36
46	NNAJI, Michael	T	2	1-2	0-0	2-2	2	0	1	0	0	1	0	5
12	RATAJ, James	F	4	2-7	0-2	0-0	2	0	2	0	0	3	0	15
00	SKILLINGS Jr., Dan	JR	11	2-8	2-6	5-6	4	8	2	1	2	0	0	21
TEAM							3	2						
TOTALS		74	28-70	3-24	15-21	18	23	41	16	12	19	11	5	200

	FG	FG%	3FG	3FG%	FT	FT%	Deadball Rebounds: 4, 0
1st Half	15-35	42.9	1-12	8.3	3-7	42.9	
2nd Half	13-35	37.1	2-12	18.7	12-14	85.7	Biggest Run: 8 (9:14 2H)
GAME	28-70	40.0	3-24	12.5	15-21	71.4	Largest Lead: None

Technical Fouls: Carr

K-STATE (11-15, 2-11 Big 12)

No.	Name	PTS	FG	3FG	FT	O	D	R	PF	A	TO	S	B	MIN
15	MANNING, Taj	W	0	0-1	0-0	0-0	2	6	8	2	2	1	0	31
21	MCGRIFF, Khamari	W	4	2-3	0-0	0-0	1	1	4	1	1	1	2	20
04	HAGGERTY, P.J.	G	34	15-23	1-2	3-4	0	5	5	2	3	2	2	38
10	CASTILLO, David	G	7	2-9	0-3	3-4	0	1	2	1	2	4	3	38
34	JOHNSON, Nate	G	33	11-16	5-8	6-6	1	4	5	3	9	6	6	39
22	BUCA, Dorin	A	2	1-1	0-0	0-0	0	3	3	3	0	0	0	12
47	KOSTIC, Andrej	F	7	2-5	0-2	1-2	0	0	2	1	1	0	0	12
03	JONES, C.J.	S	3	1-2	0-0	1-1	0	1	0	1	0	1	0	10
TEAM							2	5						
TOTALS		90	34-60	8-17	14-17	5	26	31	18	18	18	13	2	200

	FG	FG%	3FG	3FG%	FT	FT%	Deadball Rebounds: 1, 0
1st Half	16-33	48.5	5-11	45.5	4-4	100.0	
2nd Half	18-27	66.7	3-6	50.0	10-13	76.9	Biggest Run: 8 (15:38 2H)
GAME	34-60	56.7	8-17	47.1	14-17	82.4	Largest Lead: 21 (11:44 2H)

Technical Fouls: Haggerty

Officials: Kipp Kissinging, Jason Garretson, James Ford
 Attendance: 6,789 | Start Time: 8:05 p.m. | Game Duration: 2:11
 K-State led 39-03 // Baylor never led // Game was tied for 0:57
 Lead Changes: 0 // Times Tied: 0

Points From	Off Turnovers	Paint	2nd Chance	Fast Break	Bench
Baylor	17	42	20	12	17
K-State	23	46	10	24	12

27 AT 13/13 TEXAS TECH

Feb. 21, 2026 | Lubbock, Texas / United Supermarkets Arena

13/13 Texas Tech	49	51	—	100
K-STATE	35	37	—	72

- No. 13/13 Texas Tech responded to its first game without reigning Big 12 Player of the Year **JT Toppin** with a pair of 20-point performances from senior **Donovan Atwell** and sophomore **Christian Anderson**, en route to a 100-72 victory on Feb. 21 before 14,644 fans at United Supermarkets Arena.
- Atwell scored 21 of his game-high 26 points in the first half, while Anderson did most of his damage in the second half with 16 of his 21 points coming after halftime. In all, all five Red Raider starters scored in double figures, including 19 points from junior **LeJuan Watts**, 12 points from sophomore **Luke Bamgboye** and 10 points from freshman **Jaylen Petty**.
- Texas Tech (20-7, 10-4 Big 12) broke the 100-point barrier for the first time in the 53-game series history, as the Red Raiders shot 54.8 percent (34-of-62) from the field, including 46.8 percent (13-of-28), while making 82.6 percent (19-of-23) from the free throw line.
- Junior **P.J. Haggerty** led three Wildcats in double figures with 17 points, while senior **Nate Johnson** and junior **Taj Manning** added 15 and 10 points, respectively. Haggerty has now scored in double figures in all 27 games, while Johnson scored in double figures for the third straight game. Manning tied his career-high for points for the third time, while posting a career-best 3 blocks.
- K-State (11-16, 2-12 Big 12) shaved a 22-point first-half deficit to 10 points twice in the second half, including to 70-60 after a jumper by Johnson with 9:10 to play. However, Texas Tech responded with 12 straight points, including 10 from Anderson, to go ahead 82-60 and put the game out of reach with just under 7 minutes remaining.
- K-State shot 43.8 percent (28-of-64) from the field, including 30 percent (6-of-20) from 3-point range, and made just 10 of 17 free throw attempts.
- The Red Raiders built the early lead behind their potent 3-point shooting, as Atwell hit 3 from beyond the arc to key a 17-5 run that flipped a 5-point lead (17-12) into a 34-17 advantage with just over 8 minutes to play before halftime. The lead grew to 44-22 at the 3:50 mark before the Wildcats were able to close the gap to 49-35 at the break on the strength of a 13-5 run.
- United Supermarkets Arena remains a house of horrors for the Wildcats, who are winless in their last 11 visits. The Red Raiders have now won 17 of 21 all-time meetings at the arena.

TEXAS TECH (20-7, 10-4 Big 12)

No.	Name	PTS	FG	3FG	FT	O	D	R	PF	A	TO	S	B	MIN
03	WATTS, LeJuan	F	19	6-11	1-2	6-6	3	3	6	2	2	1	0	27
09	BAMGBOYE, Luke	F	12	5-8	0-0	2-5	0	6	6	2	0	0	0	31
12	ATWELL, Donovan	F	26	8-11	6-9	4-4	0	3	3	2	2	0	1	38
04	ANDERSON, Christian	G	21	8-13	3-									

2025-26 BOXSCORES/RECAPS

28 AT COLORADO

Feb. 25, 2026 | Boulder, Colo. / CU Events Center

Colorado	42	37	—	79
K-STATE	33	37	—	70

- ▶ A 3-pointer by freshman **Andrej Kostic** helped K-State close to within a possession with 2:13 to play after trailing by as many as 22 points, but Colorado was able to salt the game away from the free throw line, knocking down 6 of 8 attempts, to hold on for a 79-70 win before 6,058 fans at the CU Events Center.
- ▶ The loss spoiled an impressive performance by junior **P.J. Haggerty**, who led the Wildcats with a game-high 25 points and a career-tying 10 rebounds. It was his fifth career double-double, including his third of the season. He was joined in double figures by senior **Nate Johnson** and Kostic, who each had 10 points.
- ▶ The game came down to a pair of 5-minute scoring droughts, one in each in half, that helped Colorado gain the lead that it held for nearly 34 minutes.
- ▶ The Wildcats led 14-13 after a Kostic 3-pointer with under 12 minutes to play in the first half before the Buffaloes scored 16 straight points to go ahead 29-14 at the 7:22 mark. The lead grew to as many as 19 points (37-18) with 3:45 to play before a 15-5 run cut the deficit to 42-33 at the break.
- ▶ K-State further whittled the lead to 42-37 just 2 minutes into the second half before it was struck with another scoring drought, as Colorado rattled off 17 straight points to expand the lead to its largest at 59-37 with 13:14 to play. A jumper by Haggerty ended the drought and sparked a 20-5 run that included 9 straight points that closed the gap to 64-57 at the 6:31 mark.
- ▶ The Buffaloes responded with 7 of the next 11 points to go ahead 71-61 at the final media timeout, but the Wildcats gave it one last push with 8 straight points that was capped by a corner 3-pointer from Kostic that pulled them to within 73-70 with 2:13 to play. However, it would get no closer, as the home team made 6 of 8 free throws to pull away for the final 79-70 margin.
- ▶ Colorado narrowly out-shot K-State, 43.1 to 38.8 percent, but made 4 more 3-pointers (9-5) while hitting 7 more free throws (20-13).
- ▶ Five Buffaloes recorded double-digit scoring games, including a near triple-double from freshman **Isaiah Johnson**, who had 18 points, 9 rebounds and 7 assists in 33 minutes. Fellow freshman Ian Inman had 17 points off the bench.
- ▶ This was the first meeting between the schools in Boulder and the CU Events Center in more than 15 years since a 58-56 win by the Buffaloes on Feb. 12, 2011. Colorado has the upper hand of late with wins of 5 of the last 6 meetings.

COLORADO (16-12, 6-9 Big 12)

No.	Name	PTS	FG	3FG	FT	O	D	R	PF	A	TO	S	B	MIN
07	RANCIK, Sebastian	F 13	3-8	1-5	6-7	1	6	7	1	2	4	2	1	29
08	DAK, Bangot	F 10	4-9	0-2	2-4	1	5	6	0	0	3	0	4	28
02	JOHNSON, Isaiah	G 18	5-11	1-5	7-9	2	7	9	1	7	2	0	1	33
11	HOLLAND, Jalin	G 2	1-3	0-0	0-2	1	0	1	5	0	1	1	1	20
24	HARGRESS, Barrington	G 15	5-10	2-3	3-4	1	3	4	4	4	0	2	0	31
03	MICHAELI, Alon	2	1-5	0-1	0-0	1	5	6	2	2	2	1	0	17
05	SANDERS, Josiah	2	1-3	0-1	0-0	1	1	1	0	1	4	0	0	14
25	IFAOLA, Fawaz	0	0-1	0-0	0-0	0	1	1	1	0	0	0	0	6
00	INMAN, Ian	17	5-7	5-7	2-2	0	5	5	1	0	1	0	0	19
15	KOSSARAS, Felix	0	0-1	0-1	0-0	0	0	0	0	0	0	0	0	3
TEAM					1	2	3							
TOTALS		79	25-58	9-25	20-28	8	35	43	15	16	17	6	7	200

	FG	FG%	3FG	3FG%	FT	FT%	Deadball Rebounds:
1st Half	16-34	47.1	6-15	40.0	4-5	80.0	17 (13:14 2H)
2nd Half	9-24	37.5	3-10	30.0	16-23	69.6	Largest Lead: 22 (13:14 2H)
GAME	25-58	43.1	9-25	36.0	20-28	71.4	Technical Fouls: Holland, Rancik

K-STATE (11-17, 2-13 Big 12)

No.	Name	PTS	FG	3FG	FT	O	D	R	PF	A	TO	S	B	MIN
15	MANNING, Taj	W 6	2-4	0-0	2-3	3	3	6	5	0	0	1	1	28
21	McGRIF, Khamari	W 4	1-5	0-0	2-2	0	5	5	2	0	2	1	1	17
04	HAGGERTY, P.J.	G 25	10-21	1-3	4-6	2	8	10	3	4	1	0	0	39
10	CASTILLO, David	G 8	4-12	0-4	0-0	0	0	0	3	3	2	0	0	37
34	JOHNSON, Nate	G 10	3-9	0-5	4-4	0	3	3	1	3	7	3	0	33
47	KOSTIC, Andrej	10	3-9	3-8	1-2	0	0	0	2	0	1	0	0	17
03	JONES, C.J.	2	1-4	0-2	0-0	0	4	4	3	2	1	2	0	18
06	JOHNSON, Marcus	0	0-0	0-0	0-0	0	1	1	0	0	0	0	0	4
00	RAPIEQUE, Elias	5	2-3	1-1	0-1	1	2	3	0	1	0	0	0	8
TEAM					3	1	4							
TOTALS		70	26-67	5-23	13-18	9	27	36	19	13	14	7	2	200

	FG	FG%	3FG	3FG%	FT	FT%	Deadball Rebounds:
1st Half	13-33	39.4	3-12	25.0	4-4	100.0	9 (6:38 2H)
2nd Half	13-34	38.2	2-11	18.2	9-14	64.3	Largest Lead: 4 (17:16 1H)
GAME	26-67	38.8	5-23	21.7	13-18	72.2	Technical Fouls: Jones, Castillo

Officials: Doug Simmons, Doug Shows, Justin Shamon
 Attendance: 6,058 | Start Time: 8:07 p.m. | Game Duration: 2:10
 K-State led 3:11 // Colorado led 33:52 // Game was tied for 2:57
 Lead Changes: 4 // Times Tied: 3

	Points From	Off Turnovers	Paint	2nd Chance	Fast Break	Bench
Colorado	20	32	7	14	21	
K-State	18	36	5	18	17	

29 TCU

30 WEST VIRGINIA



W | JR.-FY



ELIAS RAPIQUE

W | 6-9 | 225 | Jr.-FY | Berlin, Germany | ALBA Berlin

X @eliasrapieque / @elias.rapieque

SUPERLATIVES

	—	—	JR	SR	CAR
10+ Points	—	15	—	—	15
15+ Points	—	8	—	—	8
20+ Points	—	4	—	—	4
2+ 3FGM	—	—	—	—	—
5+ Rebounds	—	13	4	—	17
3+ Assists	—	17	3	—	20
Multiple Steals	—	14	4	—	18
2+ Blocks	—	1	1	—	2
Double-Doubles	—	1	—	—	1

PERSONAL HIGHS

■ Points	
Season	9, 3 times
Career	27 vs. ETB Miners (2/15/25)
Big 12	8 at Arizona State (1/10/26)
■ Field Goals Made	
Season	6 at Indiana (11/25/25)
Career	8 vs. Paderborn (5/3/25)
Big 12	3 at Arizona State (1/10/26)
■ Field Goals Attempted	
Season	7 vs. ULM (12/28/25)
Career	18 vs. Paderborn (5/3/25)
Big 12	6 at Arizona State (1/10/26)
■ 3-Point Field Goals Made	
Season	2 at Arizona State (1/10/26)
Career	4 vs. Hamburg (12/12/21)
Big 12	2 at Arizona State (1/10/26)
■ 3-Point Field Goals Attempted	
Season	4, twice
Career	7, 4 times
Big 12	4 at Arizona State (1/10/26)
■ Free Throws Made	
Season	2 vs. Bellarmine (11/8/25)
Career	10 vs. Rostock II (1/13/24)
Big 12	1 at Arizona (1/7/26)
■ Free Throws Attempted	
Season	4 vs. Bellarmine (11/8/25)
Career	12 vs. ETB Miners (2/15/25)
Big 12	3 at Arizona (1/7/26)
■ Rebounds	
Season	6, twice
Career	12 vs. Berlin Braves (3/1/25)
Big 12	4 at Arizona (1/7/26)
■ Assists	
Season	6 vs. ULM (12/28/25)
Career	11 vs. Berlin Braves (3/1/25)
Big 12	1 at Colorado (2/25/26)
■ Blocked Shots	
Season	2 vs. UNC Greensboro (11/4/25)
Career	2, 4 times
Big 12	—
■ Steals	
Season	3 vs. UNC Greensboro (11/4/25)
Career	7, twice
Big 12	1 at Arizona (1/7/26)
■ Minutes	
Season	25 vs. ULM (12/28/25)
Career	36 vs. Paderborn (5/3/25)
Big 12	19 at Arizona (1/7/26)

SEASON STATS

PPG	RPG	APG	FG%	3FG%	FT%
4.1	2.8	1.6	45.6	40.0	35.3

RAPIQUE AT A GLANCE

- Returned to the court at Colorado (2/25/26) after not playing for more than 6 weeks... Had missed 12 of the last 14 games, including each of the last 11 due to injury... It was his first game since playing 21 minutes at Arizona State (1/10/26).
- Has played in 16 games, averaging 17.3 minutes per game, with 12 starts.
- Has scored in 12 of 16 games played, including a season-high 9 points at Indiana (11/25/25), Creighton (12/13/25) and ULM (12/28/25)... Also scored 8 points at Arizona State (1/10/26) with a season-high 2 made 3-pointers.
- Played 8 minutes off the bench at Colorado (2/25/26) in his return to the court, posting 5 points, 3 rebounds and an assist.
- Dished out a season-high 6 assists vs. ULM (12/28/25) to go with 9 points, 2 rebounds and 2 steals in a season-high 25 minutes.
- Played his best all-around game vs. Mississippi Valley (12/8/25) with 5 points, season-highs in rebounds (6) and assists (5) and 2 steals in 19 minutes.
- Was solid all-around vs. Nebraska (11/21/25) with 4 points, 5 rebounds, 2 assists and a steal in 18 minutes.
- Contributed in multiple areas vs. UNC Greensboro (11/4/25) with 5 points, 4 rebounds, 3 steals and 2 blocks in 21 minutes in his first career game.

LAST GAME (at Colorado (2/25/26))

MIN	PTS	REBS	ASTS	BLKS	STLS
8	5	3	1	0	0

TOP PERFORMANCES

- Scored a career-high 27 points vs. ETB Miners (2/15/25) while playing for SSV Lokomotive Bernau on 9-of-16 field goals.
- Collected a triple-double while playing for SSV Lokomotive Bernau vs. the Berlin Braves with 16 points, 12 rebounds and 11 assists in 35 minutes.
- Has scored a season-high 9 points in 3 games (Indiana, Creighton, ULM).
- Scored a Big 12-high 8 points at Arizona State (1/10/26) with 2 3-pointers.
- Matched his season-high with 6 rebounds at Creighton (12/13/25).

BACKGROUND

- First-ever German basketball player at K-State... One of just 24 foreign-born players in school history and one of just 7 from the European continent.
- Grew up with the ALBA Berlin club, which was founded in 1991 and is the largest national basketball club by membership... Also one of the most successful with 11 German Championships, 11 German Cups and 3 German Supercups.
- Made his debut with ALBA Berlin at the age of 17 during the 2021-22 season.
- Member of German U18 and U20 National Teams, playing at 2022 European U18 Championship as well as 2023 and 2024 European U20 Championships.

2025-26 GAME-BY-GAME STATISTICS

Date	Opponent	GS	MIN	FG	3PT	FT	O	D	TR	PF	AST	TO	BLK	STL	PTS	+/-
Nov. 4	UNC GREENSBORO		21	2-5	0-2	1-2	1	3	4	3	1	1	2	3	5	31
Nov. 8	BELLARMINE	*	17	1-2	0-0	2-4	1	2	3	4	2	1	0	2	4	12
Nov. 13	CALIFORNIA	*	23	0-2	0-1	0-0	0	1	1	2	3	1	0	1	0	-11
Nov. 17	TULSA	*	10	1-4	0-1	0-0	0	0	0	2	0	1	0	0	2	3
Nov. 20	vs. Mississippi State	*	19	1-6	1-4	0-0	1	1	2	3	2	0	1	0	3	0
Nov. 21	vs. Nebraska	*	18	1-2	1-1	1-2	2	3	5	4	2	3	0	1	4	-8
Nov. 25	@Indiana	*	22	4-6	1-1	0-0	2	3	5	4	0	1	0	2	9	-8
Dec. 1	BOWLING GREEN		7	0-0	0-0	0-0	1	0	1	2	1	0	0	0	0	-4
Dec. 6	SETON HALL		10	0-1	0-0	0-2	0	0	0	3	0	0	1	0	0	-5
Dec. 8	MISSISSIPPI VALLEY	*	19	2-4	0-0	1-3	4	2	6	3	5	2	0	2	5	39
Dec. 13	@Creighton	*	25	4-5	1-1	0-0	3	3	6	5	2	0	0	0	9	-3
Dec. 20	SOUTH DAKOTA	*	13	0-0	0-0	0-0	0	1	1	4	0	1	0	0	0	1
Dec. 28	ULM	*	25	4-7	1-1	0-0	1	1	2	4	6	1	0	2	9	-1
Jan. 3	BYU*		DNP													
Jan. 7	@Arizona*	*	19	1-4	0-3	1-3	1	3	4	5	0	1	0	1	3	-15
Jan. 10	@Arizona State*	*	21	3-6	2-4	0-0	1	1	2	4	0	1	0	0	8	-1
Jan. 14	UCF*		DNP													
Jan. 17	@Oklahoma State*		DNP													
Jan. 20	UTAH*		DNP													
Jan. 24	KANSAS*		DNP													
Jan. 27	@West Virginia*		DNP													
Feb. 1	IOWA STATE*		DNP													
Feb. 7	@TCU*		DNP													
Feb. 11	CINCINNATI*		DNP													
Feb. 14	@Houston*		DNP													
Feb. 17	BAYLOR*		DNP													
Feb. 21	@Texas Tech*		DNP													
Feb. 25	@Colorado*		8	2-3	1-1	0-1	1	2	3	0	1	0	0	0	5	8
Feb. 28	TCU*															
Mar. 3	WEST VIRGINIA*															
Mar. 7	@Kansas*															

RAPIQUE'S CAREER STATS

YEAR	GP	GS	Min	Avg.	FGM	FGA	Pct.	3FGM	3FGA	Pct.	FTM	FTA	Pct.	Off	Def	Tot	Avg.	PF	Ast	TO	Blk	Stl	Pts	Avg.
2021-22 (Age 17)	5	4	114	22.7	15	44	.341	1	11	.091	10	17	.588	2	17	19	3.8	13	12	16	0	8	41	8.2
2022-23 (Age 18)	29	7	406	14.0	53	133	.398	21	67	.313	34	47	.723	21	50	71	2.4	51	62	37	0	35	161	5.6
2023-24 (Age 19)	38	16	692	18.2	105	242	.434	24	82	.293	85	122	.697	39	91	130	3.4	68	84	53	2	29	319	8.4
2024-25 (Age 20)	62	11	1017	16.4	130	300	.433	31	116	.267	64	104	.615	68	107	175	2.8	143	102	75	8	59	355	5.7
2025-26 (Jr.)	16	12	277	17.3	26	57	.456	8	20	.400	6	17	.353	19	26	45	2.8	52	25	14	4	14	66	4.1
Totals	16	12	277	17.3	26	57	.456	8	20	.400	6	17	.353	19	26	45	2.8	52	25	14	4	14	66	4.1

1

G | JR.-TR



ABDI BASHIR JR.

G | 6-7 | 175 | Jr.-TR | Omaha, Neb. | PHHoenix Prep | Monmouth

[X @abdibashirjr](#) / [IG abdibashirjr](#)
2024-25 All-CAA First Team | CAA Player of the Week (twice)
USBWA/Oscar Robertson National Player of the Week (11/19/24)

SUPERLATIVES

	FR	SO	JR	SR	CAR
10+ Points	6	30	14	—	50
15+ Points	1	24	9	—	34
20+ Points	1	18	2	—	21
30+ Points	—	1	—	—	1
2+ 3FGM	17	28	16	—	62
5+ Rebounds	—	3	1	—	4
3+ Assists	—	12	7	—	19
Multiple Steals	1	4	2	—	7
Double-Doubles	—	—	—	—	—

PERSONAL HIGHS

Points

Season 26 vs. Nebraska (11/21/25)

Career 38 at Rutgers (11/15/24)

Big 12 22 at Arizona State (1/10/26)

Field Goals Made

Season 8 at Arizona State (1/10/26)

Career 12, twice

Big 12 8 at Arizona State (1/10/26)

Field Goals Attempted

Season 17 at Creighton (12/13/25)

Career 33 vs. Drexel (1/30/25)

Big 12 16 at Arizona State (1/10/26)

3-Point Field Goals Made

Season 7 vs. Nebraska (11/21/25)

Career 10 at Rutgers (11/15/24)

Big 12 6 at Arizona State (1/10/26)

3-Point Field Goals Attempted

Season 15 vs. Nebraska (11/21/25)

Career 20 vs. Drexel (1/30/25)

Big 12 13 vs. UCF (1/14/26)

Free Throws Made

Season 5 vs. Nebraska (11/21/25)

Career 7 at Lehigh (12/4/24)

Big 12 3 vs. BYU (1/3/26)

Free Throws Attempted

Season 5 vs. Nebraska (11/21/25)

Career 8 at Lehigh (12/4/24)

Big 12 3 vs. BYU (1/3/26)

Rebounds

Season 6 vs. South Dakota (12/20/25)

Career 6 vs. Northeastern (2/24/25)

Big 12 4 vs. BYU (1/3/26)

Assists

Season 5, 3 times

Career 7 at Stony Brook (2/13/25)

Big 12 4 at Arizona State (1/10/26)

Blocked Shots

Season —

Career 1, twice

Big 12 —

Steals

Season 2, twice

Career 3 vs. Youngstown State (11/21/24)

Big 12 1, 3 times

Minutes

Season 35 at Arizona State (1/10/26)

Career 48 vs. Drexel (1/30/25)

Big 12 35 at Arizona State (1/10/26)

SEASON STATS

PPG	RPG	APG	FG%	3FG%	FT%
13.2	2.2	2.3	42.1	44.4	68.8

BASHIR AT A GLANCE

- ▶ Started the first 18 games before an injury sidetracked his season.
- ▶ Had foot surgery on Jan. 19 and is expected to miss 4-6 weeks.
- ▶ Has 50 career double-digit scoring games, including in 14 of 18 games with 20-point games and five 30-point games.
- ▶ Eclipsed 1,000 career points with 18 points at Creighton (12/13/25).
- ▶ Posted second 20-point game as a Wildcat with 22 points at Arizona State (1/10/26), as he hit on 8-of-16 field goals with 6 3-pointers... Had a season-high 26 points vs. Nebraska (11/21/25), as he connected on 7-of-15 attempts from 3-point range... His 7 made 3-pointers tie for the sixth-most 3-pointers.
- ▶ Has a team-high 67 3-pointers, including a season-high 7 vs. Nebraska (11/21/25) and 6 at Creighton (12/13/25) and Arizona State (1/10/26).
- ▶ Eclipsed 200 career 3-pointers (245) with his 7-triple performance vs. Nebraska (11/21/25), hitting on 39.9 percent (245-of-614) from beyond the arc.
- ▶ Ranked 5th in 3-point field goals/game (3.72) and 5th in total 3-pointers while he is 14th in 3-point percentage (44.4) at the time of his injury.
- ▶ Led Monmouth and CAA in scoring at 20.1 points per game as a sophomore in 2024-25, while he was 16th in scoring and 25th in total points (663)... Jumped nearly 14 points per game from true freshman (6.3 ppg.) to sophomore season.

2025-26 GAME-BY-GAME STATISTICS

Date	Opponent	GS	MIN	FG	3PT	FT	O	D	TR	PF	AST	TO	BLK	STL	PTS	+/-
Nov. 4	UNC GREENSBORO	*	21	6-11	4-8	0-0	0	1	1	2	2	0	0	0	16	11
Nov. 8	BELLARMINE	*	30	5-10	5-9	0-0	0	4	4	2	3	2	0	0	15	19
Nov. 13	CALIFORNIA	*	23	2-4	2-4	1-2	0	2	2	2	5	1	0	1	7	7
Nov. 17	TULSA	*	28	4-12	2-6	0-0	0	0	0	1	2	0	0	0	10	3
Nov. 20	vs. Mississippi State	*	23	4-10	4-6	0-0	0	4	4	0	0	1	0	0	12	13
Nov. 21	vs. Nebraska	*	30	7-15	7-15	5-5	0	3	3	0	2	3	0	1	26	1
Nov. 25	@Indiana	*	14	1-2	1-2	0-0	0	1	1	1	1	1	0	0	3	-16
Dec. 1	BOWLING GREEN	*	22	3-10	2-7	0-0	1	1	2	1	1	0	0	0	8	-8
Dec. 6	SETON HALL	*	23	4-10	3-9	0-3	0	1	1	3	2	0	0	2	11	-7
Dec. 8	MISSISSIPPI VALLEY	*	16	5-10	5-10	0-0	0	2	2	0	5	2	0	2	15	24
Dec. 13	@Creighton	*	28	6-17	6-12	0-0	0	2	2	0	1	1	0	0	18	2
Dec. 20	SOUTH DAKOTA	*	20	5-6	5-6	0-0	1	5	6	0	5	3	0	0	15	28
Dec. 28	ULM	*	23	4-9	3-8	0-0	0	2	2	4	3	0	0	0	11	5
Jan. 3	BYU*	*	30	5-13	3-8	3-3	1	3	4	0	2	1	0	0	16	7
Jan. 7	@Arizona*	*	18	2-8	0-5	2-2	0	0	0	0	0	2	0	0	6	-18
Jan. 10	@Arizona State*	*	35	8-16	6-12	0-1	0	2	2	3	4	1	0	1	22	4
Jan. 14	UCF*	*	25	4-13	4-13	0-0	0	2	2	0	3	1	0	1	12	-13
Jan. 17	@Oklahoma State*	*	34	5-14	5-11	0-0	1	1	2	3	0	1	0	1	15	-4
Jan. 20	UTAH*															
Jan. 24	KANSAS*															
Jan. 27	@West Virginia*															
Feb. 1	IOWA STATE*															
Feb. 7	@TCU*															
Feb. 11	CINCINNATI*															
Feb. 14	@Houston*															
Feb. 17	BAYLOR*															
Feb. 21	@Texas Tech*															
Feb. 25	@Colorado*															
Feb. 28	TCU*															
Mar. 3	WEST VIRGINIA*															
Mar. 7	@Kansas*															

BASHIR'S CAREER STATS

YEAR	GP	GS	Min	Avg.	FGM	FGA	Pct.	3FGM	3FGA	Pct.	FTM	FTA	Pct.	Off	Def	Tot	Avg.	PF	Ast	TO	Blk	Stl	Pts	Avg.
*2023-24 (Fr.)	33	0	443	13.4	76	200	.380	51	131	.389	6	8	.750	4	27	31	0.9	28	11	28	0	7	209	6.3
*2024-25 (So.)	33	32	1097	33.2	222	589	.377	127	332	.383	92	106	.868	8	79	87	2.6	44	73	91	2	18	663	20.1
2025-26 (Jr.)	18	18	444	24.7	80	190	.421	67	151	.444	11	16	.688	4	36	40	2.2	22	41	20	0	9	238	13.2
Totals	84	50	1984	23.6	378	979	.386	245	614	.399	109	130	.838	16	142	158	1.9	94	125	139	2	34	1110	13.2

*Played at Monmouth

Wildcats

2

G | FR.-HS



EXAVIER WILSON

G | 6-1 | 170 | Fr.-HS | Columbia, Mo. | Father Tolton Catholic

X @ExavierWilson7 / zay_gollve

SUPERLATIVES

	FR	SO	JR	SR	CAR
10+ Points	—	—	—	—	—
15+ Points	—	—	—	—	—
20+ Points	—	—	—	—	—
2+ 3FGM	—	—	—	—	—
5+ Rebounds	—	—	—	—	—
3+ Assists	—	—	—	—	—
Multiple Steals	—	—	—	—	—
2+ Blocks	—	—	—	—	—
Double-Doubles	—	—	—	—	—

PERSONAL HIGHS

■ Points	—
Season	—
Career	—
Big 12	—
■ Field Goals Made	—
Season	—
Career	—
Big 12	—
■ Field Goals Attempted	—
Season	—
Career	—
Big 12	—
■ 3-Point Field Goals Made	—
Season	—
Career	—
Big 12	—
■ 3-Point Field Goals Attempted	—
Season	—
Career	—
Big 12	—
■ Free Throws Made	—
Season	—
Career	—
Big 12	—
■ Free Throws Attempted	—
Season	—
Career	—
Big 12	—
■ Rebounds	—
Season	—
Career	—
Big 12	—
■ Assists	—
Season	—
Career	—
Big 12	—
■ Blocked Shots	—
Season	—
Career	—
Big 12	—
■ Steals	—
Season	—
Career	—
Big 12	—
■ Minutes	—
Season	—
Career	—
Big 12	—

SEASON STATS

PPG	RPG	APG	FG%	3FG%	FT%
—	—	—	—	—	—

WILSON AT A GLANCE

► Has not played yet.

LAST GAME

MIN	PTS	REBS	ASTS	BLKS	STLS
—	—	—	—	—	—

TOP PERFORMANCES

► Has not played yet.

BACKGROUND

► Scored more than 1,700 career points in his prep career at Father Tolton Catholic behind only Brooklyn Net **Michael Porter Jr.**

2025-26 GAME-BY-GAME STATISTICS

Date	Opponent	GS	MIN	FG	3PT	FT	O	D	TR	PF	AST	TO	BLK	STL	PTS	+/-
Nov. 4	UNC GREENSBORO		DNP													
Nov. 8	BELLARMINE		DNP													
Nov. 13	CALIFORNIA		DNP													
Nov. 17	TULSA		DNP													
Nov. 20	vs. Mississippi State		DNP													
Nov. 21	vs. Nebraska		DNP													
Nov. 25	@Indiana		DNP													
Dec. 1	BOWLING GREEN		DNP													
Dec. 6	SETON HALL		DNP													
Dec. 8	MISSISSIPPI VALLEY		DNP													
Dec. 13	@Creighton		DNP													
Dec. 20	SOUTH DAKOTA		DNP													
Dec. 28	ULM		DNP													
Jan. 3	BYU*		DNP													
Jan. 7	@Arizona*		DNP													
Jan. 10	@Arizona State*		DNP													
Jan. 14	UCF*		DNP													
Jan. 17	@Oklahoma State*		DNP													
Jan. 20	UTAH*		DNP													
Jan. 24	KANSAS*		DNP													
Jan. 27	@West Virginia*		DNP													
Feb. 1	IOWA STATE*		DNP													
Feb. 7	@TCU*		DNP													
Feb. 11	CINCINNATI*		DNP													
Feb. 14	@Houston*		DNP													
Feb. 17	BAYLOR*		DNP													
Feb. 21	@Texas Tech*		DNP													
Feb. 25	@Colorado*		DNP													
Feb. 28	TCU*															
Mar. 3	WEST VIRGINIA*															
Mar. 7	@Kansas*															

WILSON'S CAREER STATS

YEAR	GP	GS	Min	Avg.	FGM	FGA	Pct.	3FGM	3FGA	Pct.	FTM	FTA	Pct.	Off	Def	Tot	Avg.	PF	Ast	TO	Blk	Stl	Pts	Avg.
2025-26 (Fr.)																								
Totals																								

3

G | SR-1L



C.J. JONES

G | 6-5 | 195 | Sr.-1L | East St. Louis, Ill. | East St. Louis | UIC

X @urcjay / urcjay

SUPERLATIVES

	FR	SO	JR	SR	CAR
10+ Points	8	18	5	1	32
15+ Points	2	9	—	1	12
20+ Points	—	3	—	—	3
2+ 3FGM	6	9	2	1	18
5+ Rebounds	2	9	1	1	13
3+ Assists	12	24	6	2	44
Multiple Steals	3	8	2	3	16
2+ Blocks	3	3	1	—	7
Double-Doubles	—	2	—	—	2

PERSONAL HIGHS

■ Points	
Season	15 at Indiana (11/25/25)
Career	25 vs. Bradley (1/13/24)
Big 12	12 at UCF (2/26/25)
■ Field Goals Made	
Season	5 at Indiana (11/25/25)
Career	10, twice
Big 12	4, 5 times
■ Field Goals Attempted	
Season	10 at Indiana (11/25/25)
Career	18 vs. Indiana State (2/15/23)
Big 12	11 vs. Arizona State (2/23/25)
■ 3-Point Field Goals Made	
Season	3 at Indiana (11/25/25)
Career	3, twice
Big 12	2 at UCF (2/26/25)
■ 3-Point Field Goals Attempted	
Season	4, 4 times
Career	7 vs. Bradley (1/13/24)
Big 12	4, 3 times
■ Free Throws Made	
Season	2, 4 times
Career	8 vs. Mississippi Valley State (11/19/24)
Big 12	4 vs. Cincinnati (12/30/24)
■ Free Throws Attempted	
Season	2, 4 times
Career	9 vs. Mississippi Valley State (11/19/24)
Big 12	5 vs. Arizona (2/11/25)
■ Rebounds	
Season	7 vs. UNC Greensboro (11/4/25)
Career	7 vs. UNC Greensboro (11/4/25)
Big 12	6 vs. West Virginia (1/25/25)
■ Assists	
Season	5 at Oklahoma State (1/17/26)
Career	14 vs. Drake (2/28/24)
Big 12	5 at Oklahoma State (1/17/26)
■ Blocked Shots	
Season	1, twice
Career	2, 7 times
Big 12	1, twice
■ Steals	
Season	2, 4 times
Career	5 vs. Loyola Chicago (11/11/22)
Big 12	2, 3 times
■ Minutes	
Season	31 vs. Utah (1/20/26)
Career	47 vs. Southern Illinois (3/7/24)
Big 12	31 vs. Utah (1/20/26)

JONES' CAREER STATS

YEAR	GP	GS	Min	Avg.	FGM	FGA	Pct.	3FGM	3FGA	Pct.	FTM	FTA	Pct.	Off	Def	Tot	Avg.	PF	Ast	TO	Blk	Stl	Pts	Avg.
*2022-23 (Fr.)	29	19	770	26.6	66	195	.338	23	68	.338	25	37	.676	8	47	55	1.9	70	62	46	16	23	180	6.2
*2023-24 (So.)	33	31	1099	33.3	150	353	.425	31	82	.378	45	73	.616	18	97	115	3.5	82	159	93	14	31	376	11.4
2024-25 (Jr.)	33	9	622	18.9	70	172	.407	17	55	.309	31	46	.674	8	48	56	1.7	66	48	32	5	18	188	5.7
2025-26 (Sr.)	27	0	441	16.3	32	107	.299	11	54	.204	14	16	.875	10	40	50	1.9	31	35	19	2	15	89	3.3
K-State career	60	9	1064	17.7	102	279	.366	28	109	.257	45	62	.726	18	88	106	1.8	97	83	51	7	33	277	4.6
Totals	122	59	2933	24.0	318	827	.385	82	259	.317	115	172	.669	44	232	276	2.3	249	304	190	37	87	833	6.8

SEASON STATS

PPG	RPG	APG	FG%	3FG%	FT%
3.3	1.9	1.3	29.9	20.4	87.5

JONES AT A GLANCE

- ▶ Averaging 16.3 minutes off the bench in 27 of 28 games played... Has played in 122 games in his college career (60 at K-State), including 59 starts.
- ▶ Played a season-high 31 minutes vs. Utah (1/20/26).
- ▶ Has scored in 20 of 27 games played, including 11 times in Big 12 play.
- ▶ Had his best all-around game in Big 12 play at Oklahoma State (1/17/26) with 8 points, a season-high 5 assists and 3 assists in 20 minutes.
- ▶ Solid all-around vs. South Dakota (12/20/25) with 7 points, 2 rebounds, 2 assists and a block in 22 minutes off the bench.
- ▶ Posted a season-high 15 points at Indiana (11/25/25), going 5-of-10 from the field, including 3-of-4 from 3-point range, and 2-of-2 free throws in 23 minutes.
- ▶ Grabbed a career-high 7 rebounds vs. UNC Greensboro (11/4/25) to go with 2 assists and 2 steals in 24 minutes.
- ▶ Has 32 career double-digit scoring games, including 3 20-point efforts... Had 14 double-digit scoring games (two 20-point games) in his last 17 games at UIC.
- ▶ Had 2 career points/assists double-doubles at UIC, posting 17 points and 10 assists vs. Evansville (2/21/24) and 16 points and a career-high 14 assists vs. Drake (2/28/24)... His 14 assists were the most by a MVC player in 2023-24.

LAST GAME (at Colorado (2/25/26))

MIN	PTS	REBS	ASTS	BLKS	STLS
18	2	4	2	0	2

TOP PERFORMANCES

- ▶ Scored a career-high 25 points vs. Bradley (1/13/24) while at UIC, connecting on 10-of-16 field goals in 34 minutes.
- ▶ Posted a K-State career-high 15 points at Indiana (11/25/25), hitting on 5-of-10 field goals, including 3-of-4 from 3-point range, and 2-of-2 free throws.
- ▶ Registered first double-digit scoring game at K-State vs. Mississippi Valley State (11/19/24) with 12 points on 2-of-5 field goals and 8-of-9 free throws.
- ▶ Matched his season-high with 12 points at UCF (2/26/25) on 4-of-6 field goals, including 2-of-3 from 3-point range, and 2-of-3 free throws in 21 minutes.
- ▶ Tied his career-high with 6 rebounds vs. No. 23/23 West Virginia (11/25/25) to go with his first double-digit scoring game in Big 12 play (10 points).
- ▶ Was pivotal in the win over No. 16/17 Cincinnati (12/30/24), scoring 9 points on 2-of-3 field goals and 4-of-4 free throws in 18 minutes.

BACKGROUND

- ▶ Transferred to K-State in April 2024 after 2 seasons at UIC (2022-24).
- ▶ Briefly entered the transfer portal this past spring before returning for his senior season in July.

2025-26 GAME-BY-GAME STATISTICS

Date	Opponent	GS	MIN	FG	3PT	FT	O	D	TR	PF	AST	TO	BLK	STL	PTS	+/-
Nov. 4	UNC GREENSBORO		24	0-3	0-0	0-1	1	6	7	0	2	2	0	2	0	18
Nov. 8	BELLARMINE		20	2-5	0-2	1-1	0	2	2	2	1	2	0	0	5	17
Nov. 13	CALIFORNIA		10	1-2	0-0	0-0	0	1	1	0	1	0	0	1	2	-12
Nov. 17	TULSA		14	1-4	0-3	0-0	0	1	1	0	2	1	0	0	2	-2
Nov. 20	vs. Mississippi State		9	0-0	0-0	0-0	0	2	2	1	2	1	0	0	0	8
Nov. 21	vs. Nebraska		18	0-2	0-1	0-0	0	2	2	3	1	0	0	1	0	4
Nov. 25	@Indiana		23	5-10	3-4	2-2	1	1	2	2	1	1	0	0	15	8
Dec. 1	BOWLING GREEN		20	1-3	0-1	2-2	1	0	1	2	1	0	0	0	4	-11
Dec. 6	SETON HALL		16	1-3	1-3	3-4	1	4	5	0	2	1	0	0	6	3
Dec. 8	MISSISSIPPI VALLEY		18	2-4	1-1	0-0	0	2	2	0	0	0	0	0	5	17
Dec. 13	@Creighton		7	0-1	0-1	0-0	0	2	2	1	0	0	0	0	0	-1
Dec. 20	SOUTH DAKOTA		22	3-6	1-2	0-0	0	2	2	1	2	0	0	2	7	10
Dec. 28	ULM		12	0-3	0-3	2-2	0	0	0	2	0	1	0	1	2	7
Jan. 3	BYU*		5	1-3	0-1	0-0	0	0	0	1	0	0	0	1	2	-4
Jan. 7	@Arizona*		7	0-3	0-2	0-0	0	0	0	1	1	0	0	0	0	0
Jan. 10	@Arizona State*		DNP													
Jan. 14	UCF*		16	0-3	0-2	0-0	1	1	2	3	3	0	0	0	0	-5
Jan. 17	@Oklahoma State*		20	3-6	1-4	1-1	1	2	3	2	5	0	0	0	8	-1
Jan. 20	UTAH*		31	1-4	0-1	0-0	1	2	3	2	2	0	0	0	2	7
Jan. 24	KANSAS*		13	0-4	0-3	0-0	0	0	0	0	2	1	0	0	0	-14
Jan. 27	@West Virginia*		15	1-5	1-4	0-0	0	1	1	0	1	2	0	2	3	-4
Feb. 1	IOWA STATE*		17	1-5	1-3	2-2	0	2	2	1	0	1	1	1	5	-15
Feb. 7	@TCU*		14	1-3	0-1	0-0	1	0	1	1	1	3	0	0	2	-7
Feb. 11	CINCINNATI*		16	2-6	1-3	0-0	0	2	2	0	0	1	0	0	5	-10
Feb. 14	@Houston*		23	2-7	1-4	0-0	1	0	1	1	1	1	0	1	5	-8
Feb. 17	BAYLOR*		10	1-2	0-0	1-1	0	1	1	0	1	0	0	1	3	-9
Feb. 21	@Texas Tech*		23	2-6	0-3	0-0	1	0	1	2	1	0	0	0	4	-28
Feb. 25	@Colorado*		18	1-4	0-2	0-0	0	4	4	3	2	1	0	2	2	-17
Feb. 28	TCU*															
Mar. 3	WEST VIRGINIA*															
Mar. 7	@Kansas*															

4

G | JR-TR



P.J. HAGGERTY

G | 6-4 | 195 | Jr.-TR | Crosby, Texas | Crosby | TCU | Tulsa | Memphis

X @HaggertyPJ / Instagram pj_haggerty_4

USEBWA OSBORNE Oscar Robertson National Player of the Week (11/25/25)
AP National Player of the Week (11/25/25) | Big 12 Player of the Week

SUPERLATIVES

	RFR	SO	JR	SR	CAR
10+ Points	30	34	28	—	92
15+ Points	26	32	26	—	84
20+ Points	20	23	21	—	64
30+ Points	2	1	5	—	9
40+ Points	—	1	—	—	1
5+ Rebounds	21	25	16	—	62
3+ Assists	25	26	21	—	72
Multiple Steals	17	16	8	—	41
Double-Doubles	2	—	3	—	5

PERSONAL HIGHS

Points	37 vs. Mississippi State (11/20/25)
Career	42 vs. Wichita State (3/14/25)
Big 12	34, twice
Field Goals Made	15, twice
Career	16 vs. Wichita State (3/14/25)
Big 12	15, twice
Field Goals Attempted	29 vs. Utah (1/20/26)
Career	29 vs. Utah (1/20/26)
Big 12	29 vs. Utah (1/20/26)
3-Point Field Goals Made	5 vs. Mississippi Valley (12/8/25)
Career	5 vs. Mississippi Valley (12/8/25)
Big 12	4 at Oklahoma State (1/17/26)
3-Point Field Goals Attempted	7, 4 times
Career	8 vs. Colorado State (3/21/25)
Big 12	7, 3 times
Free Throws Made	11, twice
Career	19 vs. South Carolina State (11/20/23)
Big 12	10 vs. Kansas (1/24/26)
Free Throws Attempted	12, 5 times
Career	22 vs. South Carolina State (11/20/23)
Big 12	12, 3 times
Rebounds	10, twice
Career	10, 4 times
Big 12	10 at Colorado (2/25/26)
Assists	11 vs. Bellarmine (11/8/25)
Career	11 vs. Bellarmine (11/8/25)
Big 12	7 at Arizona (1/7/26)
Blocked Shots	1 vs. UNC Greensboro (11/4/25)
Career	1, 5 times
Big 12	—
Steals	4 vs. BYU (1/3/26)
Career	7 vs. Louisiana Tech (12/4/24)
Big 12	4 vs. BYU (1/3/26)
Minutes	40, twice
Career	44 at Clemson (12/14/24)
Big 12	40, twice

SEASON STATS

PPG	RPG	APG	FG%	3FG%	FT%
23.5	5.2	3.9	49.0	36.2	69.0

HAGGERTY AT A GLANCE

- Averaging a team-best 35.0 minutes per game in starting the first 28 games... Has now played in 100 career games, including 94 starts.
- The nation's No. 4 scorer at 23.5 points per game, including the 2nd-most points (659) and field goals attempted (502)... Also 1st in field goals (246)... Current Division I career leader in free throws made (597) and attempted (779).
- First Wildcat to open a season with 6 consecutive games of 20 or more points, while his 659 points are the second-most by any player in the first 28 games... Has double figures in all 28 games with 20 or more points in 21 games.
- Has led in scoring in 25 of 28 games, including all 15 in Big 12 play... Posted his 5th 30-point game vs. Baylor (2/17/26) as his 34 points tied for the 10th-most by a Wildcat in a Big 12 game... Also had 34 points vs. Utah (1/20/26)... His 5 30-point games are the most since **Michael Beasley** in 2007-08.
- Had the school's first 30-point game since 2023 with 31 vs. Tulsa (11/17/25)... Followed with 37 points vs. Mississippi State (11/20/25), which are the most by since **Barry Brown Jr.** in 2018.
- Eclipsed 2,000 career points after scoring 23 at No. 3/3 Houston (2/14/25)... The 5th active Division I player to top 2,000 career points this season.
- Has scored in double figures in 92 of 100 career games with 64 games of 20 or more points, including 9 30-point games and one 40-point game in his career.

LAST GAME (at Colorado (2/25/26))

MIN	PTS	REBS	ASTS	BLKS	STLS
39	25	10	4	0	0

TOP PERFORMANCES

- Scored a season-high 37 points in the win over Mississippi State (11/20/25) on 13-of-21 field goals and 7-of-8 free throws to go with 8 assists and 7 rebounds... It was his highest point total since a career-high 42 vs. Wichita State (3/14/25).
- Posted the first 30-point, 10-rebound double-double since 2008 with his 31-point, 10-rebound performance vs. Tulsa (11/17/25)... Had a 5th double-double at Colorado (2/25/26) with 25 points and 10 rebounds in 39 minutes.
- Collected his first career points/assists double-double vs. Bellarmine (11/8/25) with a game-high 23 points and a career-best 11 assists... It marked just the ninth such game in school history and the first since **Markquis Nowell** in 2023.
- Scored 34 points in the win vs. Utah (1/20/26) on 15-of-29 field goals with 8 rebounds, 4 assists and 2 steals in more than 39 minutes.
- Posted 5th 30-point game of the season with 34 vs. Baylor (2/17/26), hitting on 15-of-23 attempts and 3-of-4 free throws while playing nearly 38 minutes.

BACKGROUND

- Transferred to K-State in June 2025 after 1 season at Memphis (2024-25)... Has also spent time at TCU (2022-23) and Tulsa (2023-24).
- His uncle, **Eli Roberson**, is a famed Wildcat signal-caller who is a member of the Class of 2022 Ring of Honor after his standout career from 2000-03.

2025-26 GAME-BY-GAME STATISTICS

Date	Opponent	GS	MIN	FG	3PT	FT	O	D	TR	PF	AST	TO	BLK	STL	PTS	+/-
Nov. 4	UNC GREENSBORO	*	32	10-20	1-4	6-7	0	2	2	2	3	3	1	1	27	35
Nov. 8	BELLARMINE	*	35	5-9	2-3	11-12	1	3	4	0	11	3	0	0	23	20
Nov. 13	CALIFORNIA	*	34	7-12	1-1	8-12	0	3	3	4	6	7	0	1	23	4
Nov. 17	TULSA	*	32	10-17	0-2	11-12	3	7	10	4	3	5	0	2	31	6
Nov. 20	vs. Mississippi State	*	34	13-21	4-7	7-8	3	4	7	3	8	1	0	2	37	22
Nov. 21	vs. Nebraska	*	37	11-21	1-5	4-5	1	5	6	3	7	4	0	0	27	7
Nov. 25	@Indiana	*	36	7-18	0-2	2-3	0	3	3	4	2	6	0	0	16	-26
Dec. 1	BOWLING GREEN	*	32	6-19	1-4	4-9	2	2	4	1	2	3	0	1	17	-21
Dec. 6	SETON HALL	*	32	3-12	0-2	5-12	1	3	4	4	6	6	0	3	11	-18
Dec. 8	MISSISSIPPI VALLEY	*	25	11-14	5-6	1-1	0	4	4	1	3	2	0	1	28	43
Dec. 13	@Creighton	*	34	4-12	0-2	2-3	1	4	5	2	1	2	0	0	10	5
Dec. 20	SOUTH DAKOTA	*	27	10-12	1-2	3-4	1	5	6	0	3	4	0	0	24	15
Dec. 28	ULM	*	29	7-16	0-3	10-11	2	6	8	3	3	4	0	1	24	7
Jan. 3	BYU*	*	36	8-16	0-2	8-10	4	3	7	4	6	3	0	4	24	-6
Jan. 7	@Arizona*	*	32	8-20	2-6	1-1	0	2	2	3	7	4	0	0	19	-21
Jan. 10	@Arizona State*	*	38	7-19	3-7	8-12	1	2	3	4	3	6	0	1	25	-1
Jan. 14	UCF*	*	36	9-18	0-2	5-8	1	4	5	2	5	2	0	1	23	-4
Jan. 17	@Oklahoma State*	*	40	8-17	4-7	1-4	2	6	8	1	3	5	0	1	21	-1
Jan. 20	UTAH*	*	39	15-29	1-4	3-6	1	7	8	3	4	3	0	2	34	6
Jan. 24	KANSAS*	*	39	6-17	1-2	10-12	1	4	5	1	4	1	0	0	23	-22
Jan. 27	@West Virginia*	*	39	6-19	2-6	2-2	0	5	5	3	3	2	0	1	16	-5
Feb. 1	IOWA STATE*	*	34	11-21	1-4	0-2	2	7	9	3	3	3	0	1	23	-34
Feb. 7	@TCU*	*	39	14-24	2-5	0-1	0	1	1	2	1	4	0	1	30	3
Feb. 11	CINCINNATI*	*	38	11-18	1-2	1-2	1	2	3	2	2	0	0	2	24	-32
Feb. 14	@Houston*	*	40	7-20	2-7	7-12	4	1	5	4	2	4	0	3	23	-14
Feb. 17	BAYLOR*	*	38	15-23	1-2	3-4	0	5	5	2	3	2	0	2	34	21
Feb. 21	@Texas Tech*	*	36	7-17	1-3	2-6	1	3	4	4	2	1	0	1	17	-18
Feb. 25	@Colorado*	*	39	10-21	1-3	4-6	2	8	10	3	4	1	0	0	25	-9
Feb. 28	TCU*															
Mar. 3	WEST VIRGINIA*															
Mar. 7	@Kansas*															

HAGGERTY'S CAREER STATS

YEAR	GP	GS	Min	Avg.	FGM	FGA	Pct.	3FGM	3FGA	Pct.	FTM	FTA	Pct.	Off	Def	Tot	Avg.	PF	Ast	TO	Blk	Stl	Pts	Avg.
*2022-23 (Fr.)	6	0	54	9.0	5	9	.556	0	1	.000	7	9	.778	1	8	9	1.5	3	5	4	0	2	17	2.8
**2023-24 (Rfr.)	31	31	1045	33.7	199	404	.493	22	76	.289	237	309	.767	32	137	169	5.5	53	119	80	1	60	657	21.2
***2024-25 (So.)	35	35	1282	36.6	248	521	.476	39	107	.364	224	274	.818	40	162	202	5.8	80	131	116	3	64	759	21.7
2025-26 (Jr.)	28	28	981	35.0	246	502	.490	38	105	.362	129	187	.690	35	111	146	5.2	72	110	91	1	32	659	23.5
Totals	100	94	3362	33.6	698	1436	.486	99	289	.343	597	779	.766	108	418	526	5.3	208	365	291	5	158	2092	20.9

*at TCU | **at Tulsa | ***at Memphis



6

W | SR.-TR



MARCUS JOHNSON

W | 6-7 | 265 | Sr.-TR | Akron, Ohio | Parkland | Wheeling | Bowling Green

@thebiggestmarc / marcus.6

2023-24 NABC All-District Second Team (Wheeling)
2023-24 D2CCA All-Region Second Team | All-MEC First Team

SUPERLATIVES

	FR	SO	JR	SR	CAR
10+ Points	—	—	26	1	87
15+ Points	—	—	19	1	72
20+ Points	—	—	13	—	42
30+ Points	—	—	—	—	4
5+ Rebounds	—	—	17	—	73
10+ Rebounds	—	—	1	—	15
3+ Assists	—	—	11	1	40
Multiple Steals	—	—	6	—	6
Double-Doubles	—	—	1	—	15

PERSONAL HIGHS

Points	15 at TCU (2/7/26)
Career	34 vs. West Virginia State (2/3/24)
Big 12	15 at TCU (2/7/26)
Field Goals Made	5 at TCU (2/7/26)
Season	13 at Alderson Broaddus (2/22/23)
Career	5 at TCU (2/7/26)
Field Goals Attempted	9 vs. Cincinnati (2/11/26)
Season	27 vs. Concord (1/20/24)
Career	9 vs. Cincinnati (2/11/26)
3-Point Field Goals Made	5 at TCU (2/7/26)
Season	6 vs. West Virginia State (2/3/24)
Career	5 at TCU (2/7/26)
3-Point Field Goals Attempted	7 vs. Cincinnati (2/11/26)
Season	13 vs. Kent State (2/18/25)
Career	7 vs. Cincinnati (2/11/26)
Free Throws Made	2 at Arizona (1/7/26)
Season	11 vs. Salem (11/21/23)
Career	2 at Arizona (1/7/26)
Free Throws Attempted	2 at Arizona (1/7/26)
Season	12 vs. Salem (11/21/23)
Career	2 at Arizona (1/7/26)
Rebounds	3, twice
Season	15 vs. Fairmont State (1/10/24)
Career	3, twice
Assists	3 at TCU (2/7/26)
Season	9 at West Virginia Wesleyan (12/2/23)
Career	3 at TCU (2/7/26)
Blocked Shots	—
Season	3 vs. Salem (11/21/23)
Career	—
Steals	—
Season	4, 6 times
Career	—
Minutes	19 vs. Cincinnati (2/11/26)
Season	44 vs. Notre Dame (Ohio) (3/6/24)
Career	19 vs. Cincinnati (2/11/26)

SEASON STATS

PPG	RPG	APG	FG%	3FG%	FT%
2.0	1.2	0.5	26.7	29.6	66.7

JOHNSON AT A GLANCE

- ▶ Has played in 13 games, averaging 6.3 minutes per game... Saw first action vs. Bowling Green (12/1/25)... Saw first Big 12 action at No. 1/2 Arizona (1/7/26) and has played in 7 other Big 12 games.
- ▶ Posted 6 points vs. Cincinnati (2/11/26) in a season-high 19 minutes.
- ▶ Had his best performance of the season at TCU (2/7/26), as he posted his first double-digit scoring game with 15 points on 5-of-6 field goals (all from 3-point range) to go with 3 rebounds and 3 assists in 19 minutes.
- ▶ Scored his first points as a Wildcat with a 3-pointer vs. Mississippi Valley (12/8/25) to go with 2 rebounds in a season-high 7 minutes.
- ▶ Has scored nearly 1,900 points (1,891) in his college career, which includes more than 1,600 points (1,653) at the Division I or II ranks... Has 3 consecutive seasons of 500 or more points, including 582 in 2023-24 at Wheeling.
- ▶ Has scored in double figures in 86 of 117 career games, including 42 20-point games and four 30-point games.
- ▶ Has 15 career double-doubles, including 9 at Wheeling in 2023-24.

LAST GAME (at Colorado (2/25/26))

MIN	PTS	REBS	ASTS	BLKS	STLS
4	0	1	0	0	0

TOP PERFORMANCES

- ▶ Scored a career-high 34 points vs. West Virginia State (2/3/24) while playing at Division II Wheeling.
- ▶ Had a Division I high of 28 points vs. Toledo (1/24/25).
- ▶ Posted a season-high 15 points at TCU (2/7/26), as he went 5-of-6 from the field (all from 3-point range) with 3 rebounds and 3 assists in 19 minutes.

BACKGROUND

- ▶ Transferred to K-State in May 2025 after 1 season at Bowling Green (2024-25)... Started at the junior college level at Parkland College in Champaign, Ill., in 2021-22 then moving to Division II Wheeling College for 2 seasons (2022-24).
- ▶ Part of back-to-back state titles at famed St. Vincent-St. Mary's in Akron.

2025-26 GAME-BY-GAME STATISTICS

Date	Opponent	GS	MIN	FG	3PT	FT	O	D	TR	PF	AST	TO	BLK	STL	PTS	+/-
Nov. 4	UNC GREENSBORO	DNP														
Nov. 8	BELLARMINE	DNP														
Nov. 13	CALIFORNIA	DNP														
Nov. 17	TULSA	DNP														
Nov. 20	vs. Mississippi State	DNP														
Nov. 21	vs. Nebraska	DNP														
Nov. 25	@Indiana	DNP														
Dec. 1	BOWLING GREEN	2	0-0	0-0	0-0	0	1	1	1	0	0	0	0	0	0	-3
Dec. 6	SETON HALL	5	0-0	0-0	0-0	0	1	1	0	0	0	0	0	0	0	-2
Dec. 8	MISSISSIPPI VALLEY	7	1-3	1-3	0-0	0	2	2	2	0	1	0	0	0	3	2
Dec. 13	@Creighton	DNP														
Dec. 20	SOUTH DAKOTA	3	0-1	0-1	0-0	0	1	1	0	0	1	0	0	0	0	0
Dec. 28	ULM	DNP														
Jan. 3	BYU*	DNP														
Jan. 7	@Arizona*	7	0-4	0-4	2-2	1	2	3	1	0	0	0	0	0	0	-3
Jan. 10	@Arizona State*	DNP														
Jan. 14	UCF*	DNP														
Jan. 17	@Oklahoma State*	3	0-0	0-0	0-0	0	0	0	1	0	1	0	0	0	0	-6
Jan. 20	UTAH*	DNP														
Jan. 24	KANSAS*	3	0-2	0-2	0-0	0	0	0	0	0	0	0	0	0	0	-10
Jan. 27	@West Virginia*	DNP														
Feb. 1	IOWA STATE*	8	0-3	0-2	0-0	1	0	1	1	1	1	0	0	0	0	-6
Feb. 7	@TCU*	19	5-6	5-6	0-0	0	3	3	4	3	1	0	0	0	15	8
Feb. 11	CINCINNATI*	19	2-9	2-7	0-0	0	1	1	1	1	2	0	0	0	6	-11
Feb. 14	@Houston*	1+	0-1	0-1	0-0	0	0	0	0	0	2	0	0	0	0	-2
Feb. 17	BAYLOR*	DNP														
Feb. 21	@Texas Tech*	2	0-1	0-1	0-1	1	0	1	0	1	0	0	0	0	0	-6
Feb. 25	@Colorado*	4	0-0	0-0	0-0	0	1	1	0	0	0	0	0	0	0	1
Feb. 28	TCU*															
Mar. 3	WEST VIRGINIA*															
Mar. 7	@Kansas*															

JOHNSON'S CAREER STATS

YEAR	GP	GS	Min	Avg.	FGM	FGA	Pct.	3FGM	3FGA	Pct.	FTM	FTA	Pct.	Off	Def	Tot	Avg.	PF	Ast	TO	Blk	Stl	Pts	Avg.
*2021-22 (Fr.)	29	4	400	13.8	94	186	.505	14	37	.378	36	47	.766	36	91	127	4.4	53	34	46	8	19	238	8.2
**2022-23 (So.)	29	29	869	30.0	200	412	.485	42	107	.393	84	104	.808	60	129	189	6.5	72	49	75	16	46	526	18.1
**2023-24 (Jr.)	27	25	896	30.0	203	430	.472	67	150	.447	109	120	.908	63	149	212	7.9	74	83	86	15	36	582	21.6
***2024-25 (Sr.)	32	32	1006	31.4	181	421	.430	78	198	.394	79	88	.898	42	118	160	5.0	69	58	79	5	28	519	16.2
2025-26 (Sr.)	13	0	83	6.3	8	30	.267	8	27	.296	2	3	.667	3	12	15	1.2	11	6	9	0	0	26	2.0
Totals	101	86	2853	28.2	592	1293	.458	195	482	.405	274	315	.870	168	408	576	5.7	226	196	249	36	110	1653	16.4

Wildcats

*at Parkland Junior College | **at Wheeling College | ***at Bowling Green

10

G | SO.-1L



DAVID CASTILLO

G | 6-1 | 185 | So.-1L | Bartlesville, Okla. | Sunrise Christian Academy [Kan.]

X @ohyeadave / ohyeadave



Gold medal at the 2021 FIBA Americas U16 Championship
Gold medal at the 2022 FIBA U17 World Cup

SUPERLATIVES

	FR	SO	JR	SR	CAR
10+ Points	1	13	—	—	14
20+ Points*	—	2	—	—	2
30+ Points	—	—	—	—	—
3+ 3FGM	1	6	—	—	7
5+ Rebounds	—	4	—	—	4
5+ Assists	—	2	—	—	2
Multiple Steals	2	—	—	—	2
2+ Blocks	—	—	—	—	—
Double-Doubles	—	—	—	—	—

PERSONAL HIGHS

■ Points	
Season	22 vs. Bowling Green (12/1/25)
Career	22 vs. Bowling Green (12/1/25)
Big 12	20 vs. Utah (1/20/26)
■ Field Goals Made	
Season	8 vs. Bowling Green (12/1/25)
Career	8 vs. Bowling Green (12/1/25)
Big 12	6, twice
■ Field Goals Attempted	
Season	15 vs. Bowling Green (12/1/25)
Career	15 vs. Bowling Green (12/1/25)
Big 12	14 vs. BYU (1/3/26)
■ 3-Point Field Goals Made	
Season	6 vs. Utah (1/20/26)
Career	6 vs. Utah (1/20/26)
Big 12	6 vs. Utah (1/20/26)
■ 3-Point Field Goals Attempted	
Season	9, twice
Career	9, 3 times
Big 12	9 vs. Utah (1/20/26)
■ Free Throws Made	
Season	5 vs. Nebraska (11/21/25)
Career	5 vs. Nebraska (11/21/25)
Big 12	3, 3 times
■ Free Throws Attempted	
Season	6 vs. Nebraska (11/21/25)
Career	6 vs. Nebraska (11/21/25)
Big 12	4, 3 times
■ Rebounds	
Season	5, 4 times
Career	5, 4 times
Big 12	5 at Houston (2/14/26)
■ Assists	
Season	5, twice
Career	5, twice
Big 12	3, twice
■ Blocked Shots	
Season	1 at Creighton (12/13/25)
Career	1, twice
Big 12	1 vs. Arizona (2/11/25)
■ Steals	
Season	3 vs. Baylor (2/17/26)
Career	3 vs. Baylor (2/17/26)
Big 12	3 vs. Baylor (2/17/26)
■ Minutes	
Season	40 at TCU (2/7/26)
Career	40 at TCU (2/7/26)
Big 12	40 at TCU (2/7/26)

SEASON STATS

PPG	RPG	APG	FG%	3FG%	FT%
11.0	2.1	1.8	41.2	36.3	81.4

CASTILLO AT A GLANCE

- ▶ Averaging 27.6 minutes in all 28 games, including 12 starts... Played a career-high 40 minutes at TCU (2/7/26)... Has started each of the last 10 games, where he is averaging nearly 36 minutes... Has played in 60 career games with 14 starts.
- ▶ Has scored in double figures in 14 games (5 times in Big 12 play), including a career-best 22 points vs. Bowling Green (12/1/25) in his first career start... Scored a Big 12-high 20 points vs. Utah (1/20/26) with a career-best 6 3-pointers.
- ▶ Ranks 2nd on the team with 53 made 3-pointers on 36.3 percent shooting... Has 4 or more made 3-pointers, including a career-high 6 vs. Utah (1/20/26).
- ▶ Also 3rd on the team with 50 assists, including a season-high 5 twice.
- ▶ His current +8.6 scoring increase from his freshman (2.4 ppg.) to sophomore (11.0 ppg.) would be highest by any player in school history.
- ▶ Scored in double figures in 3 consecutive games for the first time in his career after 12 points vs. Tulsa (11/17/25), including the game-winner... This came on the heels of a 16-point effort in the win vs. Cal (11/13/25), which came on 6-of-9 attempts, including 4-of-6 from 3-point range in 23 minutes.
- ▶ Scored 19 points vs. Bellarmine (11/8/25) on 7-of-7 field goals, including 5-of-5 from 3-point range, in just 12 minutes... He is the 25th player in school history to go 5-of-5 or better from the field, including the eighth such player to go 5-of-5 from beyond the arc.

LAST GAME (at Colorado (2/25/26))

MIN	PTS	REBS	ASTS	BLKS	STLS
37	8	0	3	0	0

TOP PERFORMANCES

- ▶ Set a career-high and posted his first career 20-point game with 22 points vs. Bowling Green (12/1/25), shooting 8-of-15 from the field, including 3-of-9 from 3-point range, and 3-of-4 from the free throw line in a career-best 33 minutes.
- ▶ Posted his first career 20-point game in Big 12 play vs. Utah (1/20/26) with 20 points on 7-of-12 field goals, including a career-high 6 made 3-pointers.
- ▶ Scored 19 points vs. Bellarmine (11/8/25) in just 12 minutes of action, hitting on all 7 field goals, including 5-of-5 from 3-point range... He is just the eighth Wildcat to go 5-of-5 or better from beyond the arc.
- ▶ Had a game-high 19 points off the bench in the win at Creighton (12/13/25), including scoring 6 of the team's last 10 points.
- ▶ Played 23 minutes at No. 9/10 Kansas (1/18/25), posting 6 points on 2-of-4 field goals, including 2-of-3 from 3-point range, to go with 2 steals.

BACKGROUND

- ▶ Played his senior season at prep powerhouse Sunrise Christian Academy in Bel Aire, Kan., leading the team in scoring (13.2 ppg.) and free throw percentage.
- ▶ Played for former Wildcat **Clet Stewart** at Bartlesville High School, where he became the school's all-time leading scorer with 1,594 points.

2025-26 GAME-BY-GAME STATISTICS

Date	Opponent	GS	MIN	FG	3PT	FT	O	D	TR	PF	AST	TO	BLK	STL	PTS	+/-
Nov. 4	UNC GREENSBORO		13	3-5	1-2	0-2	0	0	0	0	2	1	0	0	7	-13
Nov. 8	BELLARMINE		12	7-7	5-5	0-0	0	1	1	2	1	2	0	0	19	8
Nov. 13	CALIFORNIA		23	6-9	4-6	0-0	0	4	4	1	2	1	0	0	16	2
Nov. 17	TULSA		24	4-10	1-5	3-3	0	1	1	2	2	0	0	1	12	-2
Nov. 20	vs. Mississippi State		24	3-7	1-2	2-2	1	2	3	2	2	0	0	0	9	20
Nov. 21	vs. Nebraska		21	1-6	1-5	5-6	1	1	2	1	2	1	0	1	8	2
Nov. 25	@Indiana		29	2-9	1-5	2-2	1	0	1	2	2	2	0	0	7	-16
Dec. 1	BOWLING GREEN	*	33	8-15	3-9	3-4	1	0	1	1	1	1	0	0	22	-10
Dec. 6	SETON HALL	*	31	4-14	1-8	1-2	1	4	5	3	3	1	0	0	10	-10
Dec. 8	MISSISSIPPI VALLEY		25	6-11	5-8	2-2	0	3	3	0	5	3	0	1	19	44
Dec. 13	@Creighton		23	7-11	2-4	3-3	1	1	2	3	3	0	1	1	19	14
Dec. 20	SOUTH DAKOTA		26	6-11	2-5	2-2	1	4	5	1	5	1	0	0	16	16
Dec. 28	ULM		21	4-11	1-7	0-0	1	4	5	1	3	2	0	0	9	2
Jan. 3	BYU*		27	6-14	0-5	1-2	0	2	2	3	0	1	0	0	13	-21
Jan. 7	@Arizona*		22	2-9	1-6	2-2	0	3	3	2	0	1	0	0	7	-13
Jan. 10	@Arizona State*		26	1-7	1-2	0-0	0	4	4	1	2	0	0	0	3	-4
Jan. 14	UCF*		21	2-4	1-2	0-1	0	1	1	1	0	1	0	0	5	-11
Jan. 17	@Oklahoma State*		14	1-3	1-2	0-0	0	2	2	2	3	2	0	1	3	5
Jan. 20	UTAH*	*	33	7-12	6-9	0-0	0	4	4	2	2	1	0	0	20	8
Jan. 24	KANSAS*	*	37	3-11	2-5	0-0	1	0	1	3	1	0	0	0	8	-20
Jan. 27	@West Virginia*	*	38	6-11	1-4	2-2	0	1	1	2	0	0	0	1	15	-6
Feb. 1	IOWA STATE*	*	30	4-10	3-4	0-0	0	0	0	3	2	2	0	0	11	-22
Feb. 7	@TCU*	*	40	3-10	3-8	2-2	0	0	0	5	2	1	0	1	11	-2
Feb. 11	CINCINNATI*	*	31	3-12	2-8	0-0	0	2	2	2	0	2	0	0	8	-17
Feb. 14	@Houston*	*	39	3-9	2-7	0-0	0	5	5	2	1	2	0	1	8	-20
Feb. 17	BAYLOR*	*	38	2-9	0-3	3-4	0	1	1	2	1	4	0	3	7	13
Feb. 21	@Texas Tech*	*	35	2-8	2-6	2-2	1	0	1	3	0	0	0	1	8	-20
Feb. 25	@Colorado*	*	37	4-12	0-4	0-0	0	0	0	3	3	2	0	0	8	-2
Feb. 28	TCU*															
Mar. 3	WEST VIRGINIA*															
Mar. 7	@Kansas*															

CASTILLO'S CAREER STATS

YEAR	GP	GS	Min	Avg.	FGM	FGA	Pct.	3FGM	3FGA	Pct.	FTM	FTA	Pct.	Off	Def	Tot	Avg.	PF	Ast	TO	Blk	Stl	Pts	Avg.
2024-25 (Fr.)	32	2	319	10.0	19	86	.221	17	67	.254	22	25	.880	0	18	18	0.6	22	24	19	1	13	77	2.4
2025-26 (So.)	28	12	771	27.6	110	267	.412	53	146	.363	35	43	.814	10	50	60	2.1	54	50	36	1	12	308	11.0
Totals	60	14	1090	18.2	129	353	.365	70	213	.329	57	68	.838	10	68	78	1.3	76	74	55	2	25	385	6.4

14
W | JR.-1L



MOBII IKEGWURUKA

W | 6-6 | 220 | Jr.-1L | Galway, Ireland | Ellsworth [Iowa] Community College

mobiikee

2024 NJCAA Division II Second Team All-American
2024 First Team All-Region XI

SUPERLATIVES

	RFR	SO	JR	SR	CAR
10+ Points	21	—	—	—	21
15+ Points	18	—	—	—	18
20+ Points	13	—	—	—	13
5+ Rebounds	21	3	1	—	24
10+ Rebounds	10	—	—	—	10
3+ Assists	3	—	—	—	3
Multiple Steals	13	4	3	—	20
2+ Blocks	14	1	1	—	16
Double-Doubles	10	—	—	—	10

PERSONAL HIGHS

■ Points	
Season	4 vs. California (11/13/25)
Career	27 at Western Iowa Tech (12/9/23)
Big 12	8 vs. Oklahoma State (1/29/25)
■ Field Goals Made	
Season	2 vs. California (11/13/25)
Career	10 at Western Iowa Tech (12/9/23)
Big 12	3, twice
■ Field Goals Attempted	
Season	3, twice
Career	16, 5 times
Big 12	4, 5 times
■ 3-Point Field Goals Made	
Season	—
Career	1, 3 times
Big 12	—
■ 3-Point Field Goals Attempted	
Season	—
Career	2, twice
Big 12	—
■ Free Throws Made	
Season	1, 3 times
Career	11 at North Iowa Area (1/3/24)
Big 12	2, 4 times
■ Free Throws Attempted	
Season	2, 3 times
Career	14 at North Iowa Area (1/3/24)
Big 12	5 at BYU (2/15/25)
■ Rebounds	
Season	7 vs. Bowling Green (12/1/25)
Career	17 vs. Marshalltown (2/10/24)
Big 12	7, twice
■ Assists	
Season	2 vs. UNC Greensboro (11/4/25)
Career	3, multiple times
Big 12	1 vs. Arizona State (2/23/25)
■ Blocked Shots	
Season	2 vs. UNC Greensboro (11/4/25)
Career	6 at South Suburban (3/22/24)
Big 12	2 at Utah (2/17/25)
■ Steals	
Season	2, 3 times
Career	5, twice
Big 12	3, twice
■ Minutes	
Season	17 vs. UNC Greensboro (11/4/25)
Career	34, twice
Big 12	18 vs. Arizona State (2/23/25)

SEASON STATS

PPG	RPG	BPG	FG%	3FG%	FT%
1.9	2.0	0.4	57.1	—	50.0

IKEGWURUKA AT A GLANCE

- ▶ Has missed the last 13 games as he deals with a private matter.
- ▶ Earned his first career start at K-State vs. UNC Greensboro (11/4/25)... Has come off the bench in 9 games... Has played in 34 career games.
- ▶ Returned vs. No. 10/10 BYU (1/3/26) after missing the previous 4 games due to some nagging injuries, recording 2 points, 2 steals and a rebound in 14 minutes.
- ▶ Scored 4 points at No. 1/2 Arizona (1/7/26) with 2 steals in 6 minutes.
- ▶ Grabbed a season-high 7 rebounds in 15 minutes vs. Bowling Green (12/1/25).
- ▶ Chipped in all around in the win over UNC Greensboro (11/4/25), posting 3 points, 3 rebounds, 2 assists, 2 blocks and a steal in 17 minutes... Also had 3 points vs. Bellarmine (11/8/25) with 4 rebounds and an assist.
- ▶ Played his best all-around game vs. Oklahoma State (1/29/25) with a season-high 8 points on 3-of-4 field goals to go with 3 rebounds and 3 steals... Followed with 4 points and 3 rebounds in the win at No. 3/3 Iowa State (2/1/25)... Had 6 points in the win over No. 16/17 Kansas (2/8/25) with a pair of steals.
- ▶ Scored his first points vs. Drake (12/17/24), posting 4 points on 2-of-2 field goals with 1 rebound and 1 steal in 10 minutes.

LAST GAME (at 1/2 Arizona (1/7/26))

MIN	PTS	REBS	ASTS	BLKS	STLS
6	4	0	0	0	2

TOP PERFORMANCES

- ▶ Scored a career-high 27 points at Western Iowa Tech (12/9/23)... Rattled off 7 consecutive 20-point games to end the regular season at Ellsworth.
- ▶ Scored season-high 8 points vs. Oklahoma State (1/29/25) on 3-of-4 field goals to go with 3 rebounds and 3 steals in 12 minutes.
- ▶ Grabbed a season-high 3 steals twice, vs. Oklahoma State (1/29/25) and No. 13/13 Arizona (2/11/25).
- ▶ Tied a high with 7 rebounds vs. Arizona State (2/23/25) in a high 18 minutes.
- ▶ Posted a pair of blocks at Utah (2/17/25).

BACKGROUND

- ▶ Transferred to K-State in May 2024 after 2 seasons at Ellsworth Community College in Ellsworth, Iowa, redshirting in 2022-23.
- ▶ Earned NJCAA Second Team All-American honors in leading the Panthers to 29 wins and a fourth-place finish at the NJCAA Division II Championship.
- ▶ Averaged a double-double (19 ppg., 10.3 rpg.) as a redshirt freshman at Ellsworth Community College, where he helped the school to its first national tournament appearance in 38 seasons and the highest finish in 1977.

2025-26 GAME-BY-GAME STATISTICS

Date	Opponent	GS	MIN	FG	3PT	FT	O	D	TR	PF	AST	TO	BLK	STL	PTS	+/-
Nov. 4	UNC GREENSBORO	*	17	1-1	0-0	1-2	1	2	3	2	2	0	2	1	3	-2
Nov. 8	BELLARMINE		16	1-1	0-0	1-2	3	1	4	2	1	2	0	0	3	8
Nov. 13	CALIFORNIA		17	2-3	0-0	0-0	0	1	1	2	0	0	0	0	4	-5
Nov. 17	TULSA		DNP													
Nov. 20	vs. Mississippi State		13	1-1	0-0	0-0	0	2	2	2	0	2	1	1	2	12
Nov. 21	vs. Nebraska		7	0-1	0-0	0-0	0	0	0	1	0	0	0	0	0	0
Nov. 25	@Indiana		15	0-0	0-0	0-0	1	1	2	4	0	0	1	2	0	-3
Dec. 1	BOWLING GREEN		15	0-2	0-0	0-0	2	5	7	4	1	0	0	0	0	-11
Dec. 6	SETON HALL		5	0-0	0-0	1-2	0	0	0	2	0	1	0	0	1	-2
Dec. 8	MISSISSIPPI VALLEY		DNP													
Dec. 13	@Creighton		DNP													
Dec. 20	SOUTH DAKOTA		DNP													
Dec. 28	ULM		DNP													
Jan. 3	BYU*		14	1-3	0-0	0-0	0	1	1	1	0	1	0	2	2	-5
Jan. 7	@Arizona*		6	2-2	0-0	0-0	0	0	0	2	0	0	0	2	4	-1
Jan. 10	@Arizona State*		DNP													
Jan. 14	UCF*		DNP													
Jan. 17	@Oklahoma State*		DNP													
Jan. 20	UTAH*		DNP													
Jan. 24	KANSAS*		DNP													
Jan. 27	@West Virginia*		DNP													
Feb. 1	IOWA STATE*		DNP													
Feb. 7	@TCU*		DNP													
Feb. 11	CINCINNATI*		DNP													
Feb. 14	@Houston*		DNP													
Feb. 17	BAYLOR*		DNP													
Feb. 21	@Texas Tech*		DNP													
Feb. 25	@Colorado*		DNP													
Feb. 28	TCU*															
Mar. 3	WEST VIRGINIA*															
Mar. 7	@Kansas*															

IKEGWURUKA'S CAREER STATS

YEAR	GP	GS	Min	Avg.	FGM	FGA	Pct.	3FGM	3FGA	Pct.	FTM	FTA	Pct.	Off	Def	Tot	Avg.	PF	Ast	TO	Blk	Stl	Pts	Avg.
2024-25 (So.)	24	0	192	8.0	21	35	.600	0	0	.000	9	17	.529	18	39	57	2.4	27	2	9	5	14	51	2.1
2025-26 (Jr.)	10	1	125	12.5	8	14	.571	0	0	.000	3	6	.500	7	13	20	2.0	22	4	6	4	8	19	1.9
Totals	34	1	317	9.3	29	49	.592	0	0	.000	12	23	.522	25	52	77	2.3	49	6	15	9	22	70	2.1

15

W | JR.-2L



TAJ MANNING

W | 6-7 | 230 | Jr.-2L | Grandview, Mo. | La Lumiere [Ind.] School

X @TajManning / taj.manning

SUPERLATIVES

	RFR	SO	JR	SR	CAR
10+ Points	—	—	3	—	3
20+ Points	—	—	—	—	—
2+ 3FGM	—	1	1	—	2
5+ Rebounds	—	—	14	—	14
10+ Rebounds	—	—	—	—	—
3+ Assists	—	—	3	—	3
Multiple Steals	—	—	5	—	5
2+ Blocks	—	—	6	—	6
Double-Double	—	—	—	—	—

PERSONAL HIGHS

■ **Points**

Season	10, 3 times
Career	10, 3 times
Big 12	10, 3 times

■ **Field Goals Made**

Season	5 vs. UCF (1/14/26)
Career	5 vs. UCF (1/14/26)
Big 12	5 vs. UCF (1/14/26)

■ **Field Goals Attempted**

Season	9 vs. UCF (1/14/26)
Career	9 vs. UCF (1/14/26)
Big 12	9 vs. UCF (1/14/26)

■ **3-Point Field Goals Made**

Season	2 vs. Kansas (1/24/26)
Career	2, twice
Big 12	2 vs. Kansas (1/24/26)

■ **3-Point Field Goals Attempted**

Season	4, twice
Career	4, twice
Big 12	4, twice

■ **Free Throws Made**

Season	4, twice
Career	4, twice
Big 12	4, twice

■ **Free Throws Attempted**

Season	7 at Houston (2/14/26)
Career	7 at Houston (2/14/26)
Big 12	7 at Houston (2/14/26)

■ **Rebounds**

Season	9, twice
Career	9, twice
Big 12	9, twice

■ **Assists**

Season	4 vs. Cincinnati (2/11/26)
Career	4 vs. Cincinnati (2/11/26)
Big 12	4 vs. Cincinnati (2/11/26)

■ **Blocked Shots**

Season	3 at Texas Tech (2/21/26)
Career	3 at Texas Tech (2/21/26)
Big 12	3 at Texas Tech (2/21/26)

■ **Steals**

Season	3, twice
Career	3, twice
Big 12	3, twice

■ **Minutes**

Season	35 vs. Utah (1/20/26)
Career	35 vs. Utah (1/20/26)
Big 12	35 vs. Utah (1/20/26)

SEASON STATS

PPG	RPG	BPG	FG%	3FG%	FT%
3.8	4.9	0.7	48.8	16.7	75.0

MANNING AT A GLANCE

▶ Has played in 26 of 28 games with 13 starts... Role has increased with injuries, as he came off the bench in 11 of the first 13 games before earning starts in 13 of the last 15 games, including each of the last 12... Averaging 19.2 minutes per game, including 28.5 minutes in his last 12 starts.

▶ Has been on the team longer than anyone, joining in 2022-23... Was redshirt as a freshman before playing 14 games with a start as a sophomore in 2023-24 and 8 games in 2024-25... Has played in 48 career games.

▶ Averaging 21.1 minutes per game in the last 21 games, including a career-best 35 minutes vs. Utah (1/20/26)... Averaging 4.3 points on 48.7 percent (37-of-76) shooting with 5.8 rebounds per game in this 21-game span.

▶ Has scored in 20 of 26 games played, including 3 double-digit scoring games... Tied his career-high for the third time this season (UCF and Houston) with 10 points on 4-of-8 field goals and 2-of-2 free throws at No. 13/13 Texas Tech.

▶ Has grabbed 121 of 127 rebounds in the last 21 games, including a career-best 9 at West Virginia (1/27/26) and vs. Cincinnati (2/11/26).

▶ Averaging 4.9 points on 48.3 percent (29-of-60) shooting with 6.0 rebounds, 1.5 assists, 1.0 steals and 1.0 blocks in 26.5 minutes per game in Big 12 play.

▶ Earned his second career start and first of the season vs. No. 10/10 BYU (1/3/26) with 4 points, 6 rebounds, 1 block and 1 assist in 18 minutes.

LAST GAME (at Colorado (2/25/26))

MIN	PTS	REBS	ASTS	BLKS	STLS
29	6	6	0	1	1

TOP PERFORMANCES

- ▶ Played a career-high 35 minutes in the win over Utah (1/20/26).
- ▶ Tied his career-best with 10 points at No. 3/3 Houston (2/14/26) on 3-of-4 field goals and 4-of-7 free throws to go with 6 rebounds, 3 assists and 2 steals.
- ▶ Scored in double figures for the first time vs. UCF (1/14/26) with 10 points on 5-of-9 shooting to go with career-tying 7 rebounds and 3 assists in 32 minutes.
- ▶ Grabbed a career-best 9 rebounds vs. Cincinnati (2/11/26) to go with 4 assists, 2 blocks and 2 steals in 30 minutes.
- ▶ Collected a career-high 9 rebounds at West Virginia (1/27/26).
- ▶ Played perhaps his best all-around game at Arizona State (1/10/26) with 6 points, 5 rebounds, 3 steals and 2 blocks in 20 minutes.
- ▶ Scored his first career points vs. Central Arkansas (11/22/23), posting 3 points on 1-of-1 field goals and 1-of-2 free throws in 9 minutes.

BACKGROUND

- ▶ Was signed by the previous coaching staff on Nov. 10, 2021.
- ▶ Played locally at Grandview (2018-20) and Bishop Miege High Schools (2020-21) in the Kansas City area, winning a Missouri Class 4A title with a 29-2 record with the Bulldogs and a Kansas Class 6A title with a 22-1 record with the Stags.

2025-26 GAME-BY-GAME STATISTICS

Date	Opponent	GS	MIN	FG	3PT	FT	O	D	TR	PF	AST	TO	BLK	STL	PTS	+/-
Nov. 4	UNC GREENSBORO		3	0-0	0-0	0-0	0	1	1	1	0	0	1	0	0	-3
Nov. 8	BELLARMINE		2	0-0	0-0	0-0	0	2	2	0	0	1	0	0	0	3
Nov. 13	CALIFORNIA		DNP													
Nov. 17	TULSA		7	1-1	0-0	0-0	1	1	2	1	0	0	0	0	2	-3
Nov. 20	vs. Mississippi State		3	1-1	0-0	0-0	0	0	0	0	1	0	0	0	2	-1
Nov. 21	vs. Nebraska		DNP													
Nov. 25	@Indiana		0+	0-0	0-0	0-0	0	1	1	0	0	0	0	0	0	6
Dec. 1	BOWLING GREEN		13	0-1	0-1	2-2	2	2	4	0	0	0	0	0	2	-4
Dec. 6	SETON HALL		8	0-2	0-2	0-0	1	3	4	0	0	0	0	1	0	9
Dec. 8	MISSISSIPPI VALLEY		18	2-4	0-1	0-0	3	3	6	0	0	0	0	1	4	18
Dec. 13	@Creighton		13	1-2	0-0	0-0	2	3	5	0	0	0	0	0	2	10
Dec. 20	SOUTH DAKOTA		20	2-4	0-1	2-2	1	4	5	1	0	1	2	0	6	32
Dec. 28	ULM		13	3-5	1-3	1-2	4	3	7	1	2	0	0	1	8	8
Jan. 3	BYU*		* 18	2-4	0-1	0-0	3	3	6	3	1	1	1	0	4	-8
Jan. 7	@Arizona*		19	1-3	1-2	1-2	5	2	7	2	2	0	0	1	4	-6
Jan. 10	@Arizona State*		20	1-2	0-1	4-4	2	2	4	4	0	0	2	3	6	-12
Jan. 14	UCF*		* 32	5-9	0-4	0-0	3	4	7	4	3	2	0	0	10	3
Jan. 17	@Oklahoma State*		* 26	2-2	0-0	0-0	3	2	5	4	1	1	2	0	4	-8
Jan. 20	UTAH*		* 35	1-2	0-0	0-0	2	2	4	2	1	1	1	2	2	-2
Jan. 24	KANSAS*		* 23	3-6	2-4	0-0	3	1	4	4	1	1	0	3	8	-14
Jan. 27	@West Virginia*		* 27	2-5	0-1	0-0	3	6	9	4	0	1	1	1	4	-7
Feb. 1	IOWA STATE*		* 31	0-3	0-1	0-0	1	3	4	4	1	1	2	0	0	-37
Feb. 7	@TCU*		* 23	2-4	0-0	0-0	3	3	6	5	2	0	0	0	4	-3
Feb. 11	CINCINNATI*		* 30	1-3	0-0	0-0	4	5	9	1	4	2	2	2	2	-15
Feb. 14	@Houston*		* 30	3-4	0-1	4-7	2	4	6	3	3	3	0	2	10	-7
Feb. 17	BAYLOR*		* 31	0-1	0-0	0-0	2	6	8	2	2	1	0	0	0	8
Feb. 21	@Texas Tech*		* 25	4-8	0-1	2-2	1	4	5	1	1	0	3	0	10	-18
Feb. 25	@Colorado*		* 29	2-4	0-0	2-3	3	3	6	5	0	0	1	1	6	9
Feb. 28	TCU*															
Mar. 3	WEST VIRGINIA*															
Mar. 7	@Kansas*															

MANNING'S CAREER STATS

YEAR	GP	GS	Min	Avg.	FGM	FGA	Pct.	3FGM	3FGA	Pct.	FTM	FTA	Pct.	Off	Def	Tot	Avg.	PF	Ast	TO	Blk	Stl	Pts	Avg.
2023-24 (Rfr.)	14	1	68	4.9	5	8	.625	1	3	.333	3	7	.429	6	10	16	1.1	13	2	1	0	2	14	1.0
2024-25 (So.)	8	0	21	2.7	2	4	.500	2	4	.500	0	0	.000	1	5	6	0.8	4	0	1	0	1	6	0.8
2025-26 (Jr.)	26	13	498	19.2	39	80	.488	4	24	.167	18	24	.750	54	73	127	4.9	52	25	16	19	18	100	3.8
Totals	48	14	587	12.2	46	92	.500	7	31	.226	21	31	.677	61	88	149	3.1	69	27	18	19	21	120	2.5

21

W | SR-TR



KHAMARI McGRIFF

W | 6-9 | 230 | Sr-TR | Tallahassee, Fla. | James S. Rickards | UNC Wilmington

@KhamariMcGriff / khamarimm

CAA 2024-25 All-CAA Tournament Team (UNC Wilmington)
2024-25 CAA's Dean Ehlers Leadership Award (UNC Wilmington)

SUPERLATIVES

	RFR	SO	JR	SR	CAR
10+ Points	—	1	22	9	32
15+ Points	—	—	9	3	12
20+ Points	—	—	2	1	3
30+ Points	—	—	1	—	1
5+ Rebounds	—	8	13	10	31
10+ Rebounds	—	1	1	—	2
Multiple Steals	—	—	1	3	4
2+ Blocks	1	6	10	7	24
Double-Doubles	—	—	1	—	1

PERSONAL HIGHS

Points	21 vs. California (11/13/25)
Career	34 at Howard (12/14/24)
Big 12	15 vs. UCF (1/14/26)
Field Goals Made	8, twice
Season	14 at Howard (12/14/24)
Big 12	7, twice
Field Goals Attempted	11 vs. California (11/13/25)
Season	16 at Howard (12/14/24)
Big 12	9 vs. UCF (1/14/26)
3-Point Field Goals Made	1 at Creighton (12/13/25)
Season	1, 3 times
Big 12	—
3-Point Field Goals Attempted	1, 3 times
Season	1, 6 times
Big 12	1 vs. BYU (1/3/26)
Free Throws Made	5, 3 times
Season	7, twice
Big 12	3 vs. Cincinnati (2/11/26)
Free Throws Attempted	6, 3 times
Season	10 vs. Georgia Southern (11/8/24)
Big 12	5 vs. Cincinnati (2/11/26)
Rebounds	9 vs. Tulsa (11/17/25)
Season	12 vs. Georgia Southern (11/8/24)
Big 12	8, twice
Assists	4, twice
Season	4, twice
Big 12	4, twice
Blocked Shots	4 vs. South Dakota (12/20/25)
Season	4, 4 times
Big 12	3 at TCU (2/7/26)
Steals	2, 3 times
Season	2, 6 times
Big 12	1, 3 times
Minutes	33 vs. UCF (1/14/26)
Season	33 vs. UCF (1/14/26)
Big 12	33 vs. UCF (1/14/26)

McGRIFF'S CAREER STATS

YEAR	GP	GS	Min	Avg.	FGM	FGA	Pct.	3FGM	3FGA	Pct.	FTM	FTA	Pct.	Off	Def	Tot	Avg.	PF	Ast	TO	Blk	Stl	Pts	Avg.
*2021-22 (Fr.)	2	0	10	4.9	2	3	.667	0	0	.000	1	3	.333	0	1	1	0.5	0	0	0	0	0	5	2.5
*2022-23 (Rfr.)	18	0	95	5.3	12	14	.857	0	0	.000	1	7	.143	8	8	16	0.9	17	6	3	8	2	25	1.4
*2023-24 (So.)	31	30	518	16.7	46	61	.754	0	0	.000	26	34	.765	45	63	108	3.5	55	7	19	23	10	118	3.8
*2024-25 (Jr.)	34	12	656	19.3	164	252	.651	2	3	.667	61	88	.693	53	83	136	4.0	71	23	33	39	13	391	11.5
2025-26 (Sr.)	24	24	478	19.9	89	128	.695	1	5	.200	36	52	.692	35	66	101	4.2	80	28	24	26	14	215	9.0
Totals	109	66	1757	16.1	313	458	.583	3	8	.375	125	184	.679	141	221	362	3.3	223	64	79	96	39	754	6.9

*at UNC Wilmington

SEASON STATS

PPG	RPG	BPG	FG%	3FG%	FT%
9.0	4.2	1.1	69.5	20.0	69.2

McGRIFF AT A GLANCE

- ▶ Started the first 18 games before missing 4 games due to injury... Returned vs. TCU (2/7/26)... Has now played in 109 career games, including 66 starts.
- ▶ Came back from injury vs. TCU (2/7/26), posting 6 points on 3-of-4 field goals to go with a season-high 4 assists, 3 blocks and 2 rebounds in 24 minutes.
- ▶ Has one of the top field goal percentages in the country at 69.5 percent, as he has hit on 89-of-128 field goal attempts, going 2-of-2 or better in 6 games... Has a career 68.3 field goal percentage while averaging 4 field goal attempts/game.
- ▶ Went a 7-of-7 from the field with 14 points at Oklahoma State (1/17/26) with a career-best 4 assists, becoming the eighth Wildcat to go 7-of-7 or better from the field in a conference game and first since **Antonio Gordon** vs. Baylor in 2020.
- ▶ Has scored in 23 games, including 9 in double figures... Has now scored in double figures in 32 times with two 20-point games and one 30-point game.
- ▶ Had 15 points vs. UCF (1/14/26) on 7-of-9 field goals in career-best 33 minutes.
- ▶ Scored 12 points in his first Big 12 game vs. No. 10/10 BYU (1/3/26).
- ▶ Collected his first 20-point game as a Wildcat with a season-high 21 points vs. Cal (11/13/25) on 8-of-11 field goals in just 20 minutes of action.
- ▶ Became the 24th Wildcat to go perfect on 5 or more field goals in school history with his 16-point effort vs. Bellarmine (11/8/25) on 8-of-8 field goals.

2025-26 GAME-BY-GAME STATISTICS

Date	Opponent	GS	MIN	FG	3PT	FT	O	D	TR	PF	AST	TO	BLK	STL	PTS	+/-
Nov. 4	UNC GREENSBORO	*	14	2-3	0-0	0-0	0	4	4	5	1	1	0	0	4	19
Nov. 8	BELLARMINE	*	14	8-8	0-0	0-0	2	0	2	2	0	1	0	1	16	22
Nov. 13	CALIFORNIA	*	20	8-11	0-1	5-5	1	1	2	3	0	0	0	2	21	6
Nov. 17	TULSA	*	25	4-6	0-0	5-6	3	6	9	3	2	0	1	1	13	6
Nov. 20	vs. Mississippi State	*	17	4-4	0-0	0-0	0	3	3	3	1	0	1	0	8	9
Nov. 21	vs. Nebraska	*	28	3-3	0-0	2-2	2	2	4	3	1	1	2	1	8	4
Nov. 25	@Indiana	*	10	1-1	0-0	0-0	0	1	1	3	1	1	0	0	2	-10
Dec. 1	BOWLING GREEN	*	23	4-5	0-0	1-5	2	3	5	4	2	1	3	0	9	-4
Dec. 6	SETON HALL	*	21	5-8	0-0	2-6	7	1	8	2	1	1	3	1	12	-6
Dec. 8	MISSISSIPPI VALLEY	*	21	2-2	0-0	4-4	1	3	4	3	2	2	1	0	8	28
Dec. 13	@Creighton	*	28	3-7	1-1	5-6	3	3	6	2	0	1	2	0	12	3
Dec. 20	SOUTH DAKOTA	*	19	5-10	0-1	0-2	3	2	5	4	1	1	4	2	10	8
Dec. 28	ULM	*	22	3-4	0-0	2-3	3	2	5	3	1	1	1	2	8	-2
Jan. 3	BYU*	*	25	5-7	0-1	2-2	1	7	8	4	2	0	1	1	12	-5
Jan. 7	@Arizona*	*	9	2-2	0-0	0-0	1	0	1	5	0	0	0	0	4	-13
Jan. 10	@Arizona State*	*	14	4-7	0-0	0-0	1	2	3	4	1	1	0	1	8	4
Jan. 14	UCF*	*	33	7-9	0-0	1-2	1	4	5	2	1	1	0	0	15	3
Jan. 17	@Oklahoma State*	*	14	7-7	0-0	0-0	2	1	3	5	4	1	1	0	14	8
Jan. 20	UTAH*			DNP												
Jan. 24	KANSAS*			DNP												
Jan. 27	@West Virginia*			DNP												
Feb. 1	IOWA STATE*			DNP												
Feb. 7	@TCU*	*	24	3-4	0-0	0-0	0	2	2	3	4	1	3	0	6	-2
Feb. 11	CINCINNATI*	*	23	2-3	0-1	3-5	1	2	3	2	0	4	0	0	7	-26
Feb. 14	@Houston*	*	14	0-1	0-0	2-2	0	4	4	4	1	2	0	0	2	-1
Feb. 17	BAYLOR*	*	20	2-3	0-0	0-0	0	1	1	4	1	1	2	1	4	3
Feb. 21	@Texas Tech*	*	23	4-8	0-0	0-0	1	7	8	5	1	0	0	0	8	-7
Feb. 25	@Colorado*	*	17	1-5	0-0	2-2	0	5	5	2	0	2	1	1	4	-15
Feb. 28	TCU*															
Mar. 3	WEST VIRGINIA*															
Mar. 7	@Kansas*															

Wildcats

22

C | JR.-FY



DORIN BUCA

C | 7-2 | 254 | Jr.-FY | Perugia, Italy | Akern Libertas Livorno

dorin._buca

SUPERLATIVES

	JR	SR	CAR
10+ Points	—	7	1
15+ Points	—	1	—
20+ Points	—	—	—
5+ Rebounds	—	24	7
10+ Rebounds	—	4	1
3+ Assists	—	1	1
Multiple Steals	—	—	—
2+ Blocks	—	14	7
Double-Doubles	—	1	—

PERSONAL HIGHS

Points	
Season	12 at Arizona (1/7/26)
Career	15 vs. Piazenza (3/8/25)
Big 12	12 at Arizona (1/7/26)
Field Goals Made	
Season	5 at Arizona (1/7/26)
Career	6, twice
Big 12	5 at Arizona (1/7/26)
Field Goals Attempted	
Season	7 at Arizona (1/7/26)
Career	11 vs. Cento (3/23/25)
Big 12	7 at Arizona (1/7/26)
3-Point Field Goals Made	
Season	2 at Arizona (1/7/26)
Career	2 at Arizona (1/7/26)
Big 12	2 at Arizona (1/7/26)
3-Point Field Goals Attempted	
Season	2 at Arizona (1/7/26)
Career	2 at Arizona (1/7/26)
Big 12	2 at Arizona (1/7/26)
Free Throws Made	
Season	3, twice
Career	4, 4 times
Big 12	1, twice
Free Throws Attempted	
Season	4 vs. Mississippi Valley (12/8/25)
Career	8 vs. Pesaro (3/30/25)
Big 12	2, 3 times
Rebounds	
Season	11 vs. Kansas (1/24/26)
Career	12, twice
Big 12	11 vs. Kansas (1/24/26)
Assists	
Season	3 vs. BYU (1/3/26)
Career	3, twice
Big 12	3 vs. BYU (1/3/26)
Blocked Shots	
Season	5 vs. Mississippi Valley (12/8/25)
Career	5, twice
Big 12	3, twice
Steals	
Season	1, 5 times
Career	2, twice
Big 12	1, 5 times
Minutes	
Season	26 vs. Kansas (1/24/26)
Career	33 vs. Cento (3/23/25)
Big 12	26 vs. Kansas (1/24/26)

SEASON STATS

PPG	RPG	BPG	FG%	3FG%	FT%
3.3	3.4	1.3	51.5	20.0	53.3

BUCA AT A GLANCE

- One of the tallest players in school history, just one inch short than 7-foot-3 Jason Bennett, who played from the Wildcats from 2006-07... He is one of 9 players in school history to measure 7-foot or taller.
- Got injured at No. 13/13 Texas Tech (2/21/26), playing just 4 minutes... Did not play at Colorado (2/25/26).
- Has averaged 13.2 minutes per game off the bench in playing in 26 games... Has started 4 games, including his first start in the win over Utah (1/20/26)... Played a season-high 26 minutes vs. No. 19/19 Kansas (1/24/26).
- Has a team-leading 34 blocks with at least one in 19 of 26 games played.
- Recorded the 38th game of 5 or more blocks at K-State vs. Mississippi Valley (12/8/25) to go with 5 points, 5 rebounds and an assist in 20 minutes.
- Has scored in 20 of 26 games played with a season-high 12 points at No. 1/2 Arizona (1/7/26) on 5-of-7 field goals, including 2-of-2 from 3-point range... Also had 8 points vs. South Dakota (12/20/25) and 7 points vs. ULM (12/28/25).
- Grabbed a season-high 11 rebounds vs. No. 19/19 Kansas (1/24/26) to go with 6 points on 3-of-6 shooting with a block and a steal in a season-best 26 minutes.
- Was solid all-around vs. Seton Hall (12/6/25) with 5 points, 7 rebounds, 3 blocks and 2 assists in 17 minutes.

LAST GAME (at 13/13 Texas Tech (2/21/26))

MIN	PTS	REBS	ASTS	BLKS	STLS
4	2	0	0	0	0

TOP PERFORMANCES

- Scored a season-high 12 points at No. 1/2 Arizona (1/7/26) in 17 minutes... It was his first career double-digit scoring game at K-State.
- Collected a season-high 11 rebounds vs. No. 19/19 Kansas (1/24/26) to go with 6 points, a steal and a block in a season-best 26 minutes.
- Scored 8 points vs. South Dakota (12/20/25) in 14 minutes.
- Posted 4 blocks in the win over Cal (11/13/25) to go with 2 points and 2 assists in 12 minutes of action.
- Had a season-high 7 boards with 3 blocks in 17 minutes vs. Seton Hall (12/6/25).
- Scored a career-high 15 points vs. Piazenza (3/8/25) while with Akern Libertas Livorno on 6-of-10 field goals.

BACKGROUND

- First-ever Italian-born basketball player at K-State... One of just 24 foreign-born players in school history and one of 7 from the European continent.
- Began career with Basket Perugia in the Italian Serie C in 2019-20, spending 2 seasons before moving to Sana Basketball Academy Siena in Serie C in 2022-23... Was promoted to Libertas 1947 Livorno in the Italian Serie B, helping them to the 2024 Italian Serie B Cup Finals and the Serie B Nazionale Group B Championship... Played for Akern Libertas Livorno in 2024-25.

2025-26 GAME-BY-GAME STATISTICS

Date	Opponent	GS	MIN	FG	3PT	FT	O	D	TR	PF	AST	TO	BLK	STL	PTS	+/-
Nov. 4	UNC GREENSBORO		3	0-1	0-0	0-2	1	0	1	1	0	0	1	0	0	0
Nov. 8	BELLARMINE		8	0-2	0-0	1-2	2	0	2	1	0	1	1	0	1	6
Nov. 13	CALIFORNIA		12	1-1	0-0	0-0	1	1	2	0	2	2	4	0	2	11
Nov. 17	TULSA		15	1-2	0-0	0-0	2	2	4	3	1	0	1	0	2	-5
Nov. 20	vs. Mississippi State		11	1-3	0-1	0-0	1	2	3	1	0	1	1	0	2	4
Nov. 21	vs. Nebraska		3	0-0	0-0	0-0	0	0	0	0	0	0	0	0	0	-4
Nov. 25	@Indiana		6	0-0	0-0	2-2	1	1	2	1	0	2	1	0	2	-10
Dec. 1	BOWLING GREEN		DNP													
Dec. 6	SETON HALL		17	2-2	0-0	1-2	2	5	7	1	2	2	3	0	5	0
Dec. 8	MISSISSIPPI VALLEY		20	1-3	0-1	3-4	0	5	5	3	1	1	5	0	5	31
Dec. 13	@Creighton		11	1-3	0-0	3-3	2	3	5	2	1	1	0	0	5	3
Dec. 20	SOUTH DAKOTA		14	3-4	0-0	2-2	2	3	5	5	1	0	1	0	8	19
Dec. 28	ULM		13	3-4	0-1	1-3	1	2	3	1	0	1	1	0	7	8
Jan. 3	BYU*		15	0-2	0-0	0-2	1	0	1	3	3	1	0	1	0	-5
Jan. 7	@Arizona*		17	5-7	2-2	0-0	1	1	2	5	0	1	3	1	12	-14
Jan. 10	@Arizona State*		19	2-5	0-0	1-2	5	3	8	2	1	0	1	0	5	-3
Jan. 14	UCF*		8	0-0	0-0	1-2	0	3	3	2	0	2	0	0	1	-16
Jan. 17	@Oklahoma State*		21	2-4	0-1	0-0	1	6	7	1	1	2	2	1	4	0
Jan. 20	UTAH*		* 14	0-2	0-1	0-0	0	1	1	3	0	0	1	0	0	-12
Jan. 24	KANSAS*		* 26	3-6	0-1	0-2	8	3	11	2	0	0	1	1	6	-7
Jan. 27	@West Virginia*		* 22	0-2	0-0	0-0	1	1	2	1	0	0	3	0	0	-5
Feb. 1	IOWA STATE*		* 23	3-3	0-0	0-0	1	1	2	3	0	3	1	1	6	-12
Feb. 7	@TCU*		4	0-1	0-0	1-2	2	0	2	2	0	0	0	0	1	3
Feb. 11	CINCINNATI*		12	2-3	0-1	0-0	2	2	4	2	0	2	1	0	4	-4
Feb. 14	@Houston*		14	2-4	0-1	0-0	2	2	4	5	1	1	2	0	4	-4
Feb. 17	BAYLOR*		13	1-1	0-0	0-0	0	3	3	3	0	3	0	0	2	19
Feb. 21	@Texas Tech*		4	1-1	0-0	0-0	0	0	0	0	0	1	0	0	0	-7
Feb. 25	@Colorado*		DNP													
Feb. 28	TCU*															
Mar. 3	WEST VIRGINIA*															
Mar. 7	@Kansas*															

BUCA'S CAREER STATS

YEAR	GP	GS	Min	Avg.	FGM	FGA	Pct.	3FGM	3FGA	Pct.	FTM	FTA	Pct.	Off	Def	Tot	Avg.	PF	Ast	TO	Blk	Stl	Pts	Avg.
*2024-25	43	12	717	16.7	101	166	.608	0	0	.000	39	79	.494	72	158	230	5.3	111	7	68	53	9	241	5.6
2025-26 (Jr.)	26	4	343	13.2	34	66	.515	2	10	.200	16	30	.533	39	50	89	3.4	53	14	30	34	5	86	3.3
Totals	25	4	343	13.2	34	66	.515	2	10	.200	16	30	.533	39	50	89	3.4	53	14	30	34	5	86	3.3

*played with several club teams, including Akern Libertas Livorno



23

W | SO-TR



STEPHEN OSEI

W | 6-10 | 200 | So.-TR | Toronto, Ontario | Salt Lake Academy | Casper College

X @stephenoseii / stephenoseii

SUPERLATIVES

	FR	SO	JR	SR	CAR
10+ Points	15	—	—	—	15
15+ Points	6	—	—	—	6
20+ Points	3	—	—	—	3
5+ Rebounds	22	—	—	—	22
10+ Rebounds	8	—	—	—	8
3+ Assists	2	—	—	—	2
Multiple Steals	—	—	—	—	—
2+ Blocks	—	—	—	—	—
Double-Doubles	7	—	—	—	7

PERSONAL HIGHS

Points

Season 2 vs. Mississippi State (11/20/25)

Career 23, twice

Big 12 —

Field Goals Made

Season 1 vs. Mississippi State (11/20/25)

Career 9, twice

Big 12 —

Field Goals Attempted

Season 3 vs. Mississippi State (11/20/25)

Career 12 vs. Yavapai (11/18/24)

Big 12 —

3-Point Field Goals Made

Season —

Career —

Big 12 —

3-Point Field Goals Attempted

Season —

Career —

Big 12 —

Free Throws Made

Season —

Career 7 vs. Lamar CC (1/11/25)

Big 12 —

Free Throws Attempted

Season —

Career 10 vs. Monroe College (11/7/24)

Big 12 —

Rebounds

Season 2 vs. UNC Greensboro (11/4/25)

Career 14 vs. Northeastern JC (11/16/24)

Big 12 —

Assists

Season —

Career 3, twice

Big 12 —

Blocked Shots

Season —

Career —

Big 12 —

Steals

Season —

Career 1, 4 times

Big 12 —

Minutes

Season 5 vs. UNC Greensboro (11/20/25)

Career 36 vs. Northeastern JC (11/16/24)

Big 12 —

SEASON STATS

PPG	RPG	BPG	FG%	3FG%	FT%
0.7	1.0	0.0	33.3	—	—

OSEI AT A GLANCE

- ▶ Has seen action in 3 games, including opener vs. UNC Greensboro (11/4/25).
- ▶ Scored his first points as a Wildcat with 2 points vs. Mississippi State (11/20/25) on 1-of-3 field goals.
- ▶ Played in 26 games with 25 starts at Casper College in Casper, Wyo., where he was a Fab 50 Freshman by *JUCORecruiting.com*.
- ▶ Scored in double figures in 15 of Casper's 26 games with three 20-point games.
- ▶ Collected 7 double-doubles, including a 20-point, 10-rebound performance vs. Yavapai College (23 points, 11 rebounds; 11/18/24).
- ▶ Preped at Salt Lake Academy in Herriman, Utah from 2021-23 before spending a postgraduate season at the NBA Academy in San Luis Potosi, Mexico in 2023-24.

LAST GAME (vs. Indiana (11/25/25))

MIN	PTS	REBS	ASTS	BLKS	STLS
0+	0	0	0	0	0

TOP PERFORMANCES

- ▶ Scored a career-tying 23 points vs. Yavapai College (11/18/24) on 9-of-12 field goals and 5-of-7 free throws to go with 11 rebounds while at Casper.
- ▶ Tied his career-high with 23 points vs. Lamar Community College (11/11/25) on 8-of-9 field goals and 7-of-7 free throws while at Casper.

BACKGROUND

- ▶ Transferred to K-State in May 2025 after 1 season at Casper College in Casper, Wyo., where he played alongside **Abdi Bashir Jr's** twin brother **Abdul**.
- ▶ Has international experience, having played for the Canadian U17 and U16 National Teams at the 2021 FIBA U16 Americas Championship and 2022 FIBA U17 World Cup... He is the fifth Canadian-born player at K-State, joining **Justin Edwards**, **Kaosi Ezeagu**, **Juevol Myles** and **Rudi Williams**.

2025-26 GAME-BY-GAME STATISTICS

Date	Opponent	GS	MIN	FG	3PT	FT	O	D	TR	PF	AST	TO	BLK	STL	PTS	+/-
Nov. 4	UNC GREENSBORO		5	0-0	0-0	0-0	1	1	2	1	0	3	0	0	0	-7
Nov. 8	BELLARMINE		DNP													
Nov. 13	CALIFORNIA		DNP													
Nov. 17	TULSA		DNP													
Nov. 20	vs. Mississippi State		3	1-3	0-0	0-0	1	0	1	0	0	0	0	0	2	-1
Nov. 21	vs. Nebraska		DNP													
Nov. 25	@Indiana		0+	0-0	0-0	0-0	0	0	0	0	0	0	0	0	0	3
Dec. 1	BOWLING GREEN		DNP													
Dec. 6	SETON HALL		DNP													
Dec. 8	MISSISSIPPI VALLEY		DNP													
Dec. 13	@Creighton		DNP													
Dec. 20	SOUTH DAKOTA		DNP													
Dec. 28	ULM		DNP													
Jan. 3	BYU*		DNP													
Jan. 7	@Arizona*		DNP													
Jan. 10	@Arizona State*		DNP													
Jan. 14	UCF*		DNP													
Jan. 17	@Oklahoma State*		DNP													
Jan. 20	UTAH*		DNP													
Jan. 24	KANSAS*		DNP													
Jan. 27	@West Virginia*		DNP													
Feb. 1	IOWA STATE*		DNP													
Feb. 7	@TCU*		DNP													
Feb. 11	CINCINNATI*		DNP													
Feb. 14	@Houston*		DNP													
Feb. 17	BAYLOR*		DNP													
Feb. 21	@Texas Tech*		DNP													
Feb. 25	@Colorado*		DNP													
Feb. 28	TCU*															
Mar. 3	WEST VIRGINIA*															
Mar. 7	@Kansas*															

OSEI'S CAREER STATS

YEAR	GP	GS	Min	Avg.	FGM	FGA	Pct.	3FGM	3FGA	Pct.	FTM	FTA	Pct.	Off	Def	Tot	Avg.	PF	Ast	TO	Blk	Stl	Pts	Avg.
*2024-25 (Fr.)	26	25	550	21.2	113	177	.638	0	0	.000	59	86	.686	75	108	183	7.0	49	20	27	28	4	285	11.0
2025-26 (So.)	3	0	9	2.9	1	3	.333	0	0	.000	0	0	.000	2	1	3	1.0	1	0	3	0	0	2	0.7
Totals	3	0	9	2.9	1	3	.333	0	0	.000	0	0	.000	2	1	3	1.0	1	0	3	0	0	2	0.7

*played at Casper College



34

G | SR-TR



NATE JOHNSON

G | 6-3 | 215 | Sr.-TR | Liberty Township, Ohio | Lakota East | Akron

X @NateJohnson34 / Instagram loyalty.natejohnson

2024-25 MAC Player of the Year | MAC Defensive Player of the Year
2025 MAC Tournament MVP | 2025 Lou Henson Award finalist

SUPERLATIVES

	FR	SO	JR	SR	CAR
10+ Points	5	9	26	18	18
15+ Points	—	2	13	7	22
20+ Points	—	—	6	3	9
30+ Points	—	—	1	1	2
10+ Rebounds	—	—	1	1	2
3+ Assists	1	4	23	21	49
Multiple Steals	10	7	18	17	52
2+ Blocks	—	—	6	1	7
Double-Doubles	—	—	1	2	3

PERSONAL HIGHS

Points	
Season	33 vs. Baylor (2/17/26)
Career	33 vs. Baylor (2/17/26)
Big 12	33 vs. Baylor (2/17/26)
Field Goals Made	
Season	11 vs. Baylor (2/17/26)
Career	12 vs. Toledo (1/14/25)
Big 12	11 vs. Baylor (2/17/26)
Field Goals Attempted	
Season	16 vs. Baylor (2/17/26)
Career	23 vs. Toledo (1/14/25)
Big 12	16 vs. Baylor (2/17/26)
3-Point Field Goals Made	
Season	6 vs. UNC Greensboro (11/4/25)
Career	6 vs. UNC Greensboro (11/4/25)
Big 12	5 vs. Baylor (2/17/26)
3-Point Field Goals Attempted	
Season	9 at Oklahoma State (1/17/26)
Career	9 at Oklahoma State (1/17/26)
Big 12	9 at Oklahoma State (1/17/26)
Free Throws Made	
Season	7 at Arizona (1/7/26)
Career	11 vs. Arizona (3/21/25)
Big 12	7 at Arizona (1/7/26)
Free Throws Attempted	
Season	7 at Arizona (1/7/26)
Career	12 vs. Arizona (3/21/25)
Big 12	7 at Arizona (1/7/26)
Rebounds	
Season	10 at Houston (2/14/26)
Career	10, twice
Big 12	10 at Houston (2/14/26)
Assists	
Season	11 at TCU (2/7/26)
Career	11 at TCU (2/7/26)
Big 12	11 at TCU (2/7/26)
Blocked Shots	
Season	2 at TCU (2/7/26)
Career	3 vs. Western Michigan (2/11/25)
Big 12	2 at TCU (2/7/26)
Steals	
Season	6, twice
Career	6, twice
Big 12	6, twice
Minutes	
Season	40 at Houston (2/14/26)
Career	40 at Houston (2/14/26)
Big 12	40 at Houston (2/14/26)

SEASON STATS

PPG	RPG	APG	FG%	3FG%	FT%
12.0	4.8	4.4	44.2	38.5	85.7

JOHNSON AT A GLANCE

- ▶ Has started the first 28 games, averaging 32.1 minutes per game... Has now seen action in 120 career games, including 88 starts.
- ▶ Has scored in double figures in 18 games, including 3 games of 20 or more points... Had a career-high 33 points in the win over Baylor (2/17/26), going 11-of-16 from the field, including 5-of-8 from beyond the arc, and a perfect 6-of-6 from the line... Also had 20-point games vs. UNC Greensboro (11/4/25) and Cal (11/13/25)... Nine times has scored in double figures in Big 12 play.
- ▶ Has now scored in double figures in 58 games with 9 20-point games and 2 30-point games... Previous career-high of 31 points came vs. Toledo (3/14/25).
- ▶ First Wildcat and 7th Division I player to record a stat line of at least 30 points, 9 assists and 6 steals vs. Baylor (2/17/26).
- ▶ Posted highs in assists (11) and steals (6) to go with 13 points at TCU (2/7/26) to collect his first double-double of the year... Had a second double-double with 12 points and a game-high 10 rebounds at No. 3/3 Houston (2/14/26).
- ▶ Ranks 3rd on the team with 52 3-pointers, including 2 or more in 15 games.
- ▶ Leads the team in assists with 124, including 67 in the last 12 games... Dished out a career-high 11 at TCU (2/7/26)... Has 312 in his career.
- ▶ One of the active Division I leaders in steals with 183 in his career, averaging 1.4 per game... Team leader in steals with 60... Has at least 2 steals in 17 games.

LAST GAME (at Colorado (2/25/26))

MIN	PTS	REBS	ASTS	BLKS	STLS
33	10	3	3	0	3

TOP PERFORMANCES

- ▶ Played a career-best 40 minutes at No. 3/3 Houston (2/14/26).
- ▶ Scored a career-high 33 points vs. Baylor (2/17/26) on 11-of-16 field goals, including 5-of-8 from 3-point range, and 6-of-6 from the line.
- ▶ Tallied second career double-double at TCU (2/7/26), dishing out a career-high 11 assists to go with 13 points, 6 steals, 4 rebounds and 2 blocks.
- ▶ Tied a then career-high with 10 assists vs. UCF (1/14/26) to go with 7 points, 6 rebounds, 3 steals and 1 block in 30 minutes.
- ▶ Scored a career-high 31 points in the Zips' win over Toledo in the semifinals of the MAC Tournament, connecting on 10-of-16 field goals and 8-of-8 free throws.
- ▶ Nearly had a triple-double in his first career game as Wildcat with a season-high 22 points to go with 9 rebounds and 9 assists in 31 minutes.

BACKGROUND

- ▶ Transferred to K-State in May 2025 after 3 seasons at Akron (2022-25), where he was part of 74 wins, 3 MAC Championships (1 regular season and 2 tournament titles) and 2 NCAA Tournament appearances (2024, 2025).
- ▶ Coming off a career year in 2024-25, becoming the first player in Akron history to be named both the MAC Player and Defensive Player of the Year in the same season and the first since Ball State's **Bonzi Wells** in 1998.

2025-26 GAME-BY-GAME STATISTICS

Date	Opponent	GS	MIN	FG	3PT	FT	O	D	TR	PF	AST	TO	BLK	STL	PTS	+/-
Nov. 4	UNC GREENSBORO	*	31	8-11	6-7	0-0	1	8	9	3	9	1	0	2	22	47
Nov. 8	BELLARMINE	*	35	3-7	1-3	2-2	1	6	7	2	4	2	1	2	9	21
Nov. 13	CALIFORNIA	*	29	9-11	2-3	0-2	0	3	3	3	2	4	0	2	20	5
Nov. 17	TULSA	*	35	2-7	1-4	0-0	3	6	9	4	4	1	0	1	5	0
Nov. 20	vs. Mississippi State	*	29	6-11	2-5	0-0	1	3	4	3	4	2	0	2	14	11
Nov. 21	vs. Nebraska	*	37	4-10	2-6	2-2	0	5	5	2	4	1	0	0	12	-8
Nov. 25	@Indiana	*	33	3-9	2-6	5-6	0	5	5	2	2	4	0	2	13	-21
Dec. 1	BOWLING GREEN	*	32	2-6	0-1	0-0	0	4	4	2	2	1	0	2	4	-4
Dec. 6	SETON HALL	*	32	4-10	1-6	2-2	3	4	7	3	0	3	0	0	11	-17
Dec. 8	MISSISSIPPI VALLEY	*	21	5-7	2-3	2-2	1	2	3	1	6	0	0	5	14	37
Dec. 13	@Creighton	*	32	3-10	2-7	0-0	1	3	4	1	6	2	1	4	8	2
Dec. 20	SOUTH DAKOTA	*	23	5-7	2-3	3-4	0	3	3	2	4	0	1	5	15	23
Dec. 28	ULM	*	33	4-7	4-7	2-3	2	4	6	3	4	2	0	1	14	10
Jan. 3	BYU*	*	31	0-5	0-3	0-0	0	3	3	3	1	4	0	3	0	-3
Jan. 7	@Arizona*	*	29	3-13	2-5	7-7	0	4	4	2	2	0	0	1	15	-11
Jan. 10	@Arizona State*	*	26	2-6	1-4	2-2	2	0	2	5	3	3	1	0	7	-3
Jan. 14	UCF*	*	30	2-9	1-7	2-2	0	6	6	4	10	1	1	3	7	-2
Jan. 17	@Oklahoma State*	*	28	5-13	4-8	0-0	0	4	4	3	5	3	0	0	14	2
Jan. 20	UTAH*	*	35	5-9	3-5	4-4	1	4	5	0	6	2	0	0	17	13
Jan. 24	KANSAS*	*	35	2-8	1-5	0-0	0	3	3	3	4	1	0	0	5	-21
Jan. 27	@West Virginia*	*	39	5-9	3-5	0-0	2	6	8	2	4	3	0	3	13	-7
Feb. 1	IOWA STATE*	*	32	4-10	0-3	0-0	1	0	1	0	5	2	0	3	8	-30
Feb. 7	@TCU*	*	37	5-11	1-6	2-3	1	3	4	1	11	2	2	6	13	-10
Feb. 11	CINCINNATI*	*	32	2-8	0-3	2-2	0	2	2	3	4	1	0	0	6	-30
Feb. 14	@Houston*	*	40	3-11	3-5	3-4	2	8	10	4	4	2	1	3	12	-14
Feb. 17	BAYLOR*	*	39	11-16	5-8	6-6	1	4	5	3	9	6	0	6	33	19
Feb. 21	@Texas Tech*	*	34	5-10	1-2	4-6	1	3	4	3	2	1	0	0	15	-18
Feb. 25	@Colorado*	*	33	3-9	0-5	4-4	0	3	3	1	3	7	0	3	10	-9
Feb. 28	TCU*															
Mar. 3	WEST VIRGINIA*															
Mar. 7	@Kansas*															

JOHNSON'S CAREER STATS


YEAR	GP	GS	Min	Avg.	FGM	FGA	Pct.	3FGM	3FGA	Pct.	FTM	FTA	Pct.	Off	Def	Tot	Avg.	PF	Ast	TO	Blk	Stl	Pts	Avg.
*2022-23 (Fr.)	33	5	653	19.8	58	115	.504	21	50	.420	10	15	.667	29	67	96	2.9	55	28	33	1	34	147	4.5
*2023-24 (So.)	24	21	567	23.6	68	157	.433	19	60	.317	21	28	.750	19	59	78	3.3	52	39	22	2	28	176	7.3
*2024-25 (Jr.)	35	34	1052	30.1	169	385	.439	37	123	.301	114	142	.803	35	136	171	4.9	72	120	63	18	61	489	14.0
2025-26 (Sr.)	28	28	900	32.1	115	260	.442	52	135	.385	54	63	.857	24	109	133	4.8	68	124	61	7	60	336	12.0
Totals	120	88	3184	26.5	410	917	.447	129	368	.351	199	249	.802	107	371	478	4.0	247	312	179	28	183	1148	9.6

*at Akron



47

W | FR.-FY



ANDREJ KOSTIC

W | 6-6 | 210 | Fr.-FY | Belgrade, Serbia | Crvena zvezda Meridian bet Beograd

andrrejkostic

SUPERLATIVES

	FR	SO	JR	SR	CAR
10+ Points	2	—	—	—	2
15+ Points	—	—	—	—	—
20+ Points	—	—	—	—	—
2+ 3FGM	5	—	—	—	5
5+ Rebounds	1	—	—	—	1
3+ Assists	2	—	—	—	2
Multiple Steals	1	—	—	—	1
2+ Blocks	—	—	—	—	—
Double-Doubles	—	—	—	—	—

PERSONAL HIGHS

■ Points	
Season	12 vs. Kansas (1/24/26)
Career	39 vs. Joker S (2/8/25)
Big 12	12 vs. Kansas (1/24/26)
■ Field Goals Made	
Season	4 vs. Kansas (1/24/26)
Career	13 vs. Joker S (2/8/25)
Big 12	4 vs. Kansas (1/24/26)
■ Field Goals Attempted	
Season	9 at Colorado (2/25/26)
Career	20 vs. Joker S (2/8/25)
Big 12	9 at Colorado (2/25/26)
■ 3-Point Field Goals Made	
Season	4 vs. Kansas (1/24/26)
Career	8 vs. Joker S (2/8/25)
Big 12	4 vs. Kansas (1/24/26)
■ 3-Point Field Goals Attempted	
Season	8 at Colorado (2/25/26)
Career	14 vs. Joker S (2/8/25)
Big 12	8 at Colorado (2/25/26)
■ Free Throws Made	
Season	3 vs. UNC Greensboro (11/4/25)
Career	10 vs. Zlatibor (3/29/25)
Big 12	2 vs. Iowa State (2/1/26)
■ Free Throws Attempted	
Season	4 vs. UNC Greensboro (11/4/25)
Career	12 vs. Zlatibor (3/29/25)
Big 12	2, 3 times
■ Rebounds	
Season	5 vs. UNC Greensboro (11/4/25)
Career	10 vs. Sloga KR (3/17/24)
Big 12	4 vs. Kansas (1/24/26)
■ Assists	
Season	3, twice
Career	8 vs. Sloga KR (3/17/24)
Big 12	2, twice
■ Blocked Shots	
Season	1, twice
Career	3 vs. Joker S. (2/8/25)
Big 12	1 at Arizona (1/7/26)
■ Steals	
Season	3 vs. Iowa State (2/1/26)
Career	5 vs. NGT Belgrade (3/2/24)
Big 12	3 vs. Iowa State (2/1/26)
■ Minutes	
Season	27 vs. Iowa State (2/1/26)
Career	36, twice
Big 12	27 vs. Iowa State (2/1/26)

SEASON STATS

PPG	RPG	APG	FG%	3FG%	FT%
4.9	1.6	1.1	35.6	35.9	72.7

KOSTIC AT A GLANCE

- ▶ Has come off the bench in 19 games, averaging 13.2 minutes per game... Played a season-high 27 minutes vs. No. 8/9 Iowa State (2/1/26).
- ▶ Had missed 3 games due to an injury in practice before returning to play 12 minutes in the win over Baylor (2/17/26) then 19 minutes at No. 19/19 Texas Tech (2/21/26)... Played another 17 minutes at Colorado (2/25/26).
- ▶ Has scored in 16 games, including a season-high 12 points vs. No. 19/19 Kansas (1/24/26), which came on a season-high 4 made 3-pointers... Scored 10 points at Colorado (2/25/26)... Also had 9 points vs. UNC Greensboro (11/4/25) and 8 points vs. No. 8/9 Iowa State (2/1/26) and at No. 13/13 Texas Tech (2/21/26).
- ▶ Has gone 16-of-37 from 3-point range in the last 7 games after going 7-of-27 in the first 12 games played this season... Had a season-high 4 made 3-pointers vs. No. 19/19 Kansas (1/24/26) then had 3 triples at Colorado (2/25/26).
- ▶ Has 23 made 3-pointers on the season, which ranks fifth on the team.
- ▶ Grabbed a season-high 5 rebounds vs. UNC Greensboro (11/4/25), while he had 4 boards vs. No. 19/19 Kansas (1/24/26).
- ▶ Snagged a season-best 3 steals vs. No. 8/9 Iowa State (2/1/26).
- ▶ Twice dished out a season-high 3 assists (vs. Mississippi Valley, ULM).

LAST GAME (at Colorado (2/25/26))

MIN	PTS	REBS	ASTS	BLKS	STLS
17	10	0	0	0	0

TOP PERFORMANCES

- ▶ Scored a career-high 39 points vs. Joker S. (2/8/25) while with Crvena zvezda Meridian on 13-of-20 field goals, including 8-of-14 from 3-point range.
- ▶ Posted double-figure points for the first time this season with 12 points vs. No. 19/19 Kansas (1/24/26) on 4-of-7 shooting, all from 3-point range.
- ▶ Turned in his second double-digit scoring game with 10 points at Colorado (2/25/26) on 3-of-9 field goals, including 3-of-8 from 3-point range.
- ▶ Tallied 8 points, a season-best 3 steals and 2 rebounds vs. No. 8/9 Iowa State (2/1/26) in a season-high 27 minutes.
- ▶ Scored 9 points in the opener vs. UNC Greensboro (11/4/25).

BACKGROUND

- ▶ Kostic is the first-ever Serbian-born basketball player at K-State... One of just 24 foreign-born players in school history, and one of 7 players from Europe.
- ▶ A member of the Serbian U18 and U19 National Teams, winning the gold medal at the 2023 European U18 Championship and a silver medal at the 2024 European U18 Championship... Played on Serbia's U19 National Team at the 2025 U19 World Cup, helping the team to 3 straight wins to end the tournament.

2025-26 GAME-BY-GAME STATISTICS

Date	Opponent	GS	MIN	FG	3PT	FT	O	D	TR	PF	AST	TO	BLK	STL	PTS	+/-
Nov. 4	UNC GREENSBORO		17	2-7	2-4	3-4	2	3	5	0	0	4	0	0	9	9
Nov. 8	BELLARMINE		9	1-2	1-1	0-0	1	0	1	2	1	0	0	0	3	-1
Nov. 13	CALIFORNIA		9	2-4	0-2	0-0	1	0	1	0	0	1	1	1	4	8
Nov. 17	TULSA		10	2-5	1-3	0-0	0	2	2	0	2	0	0	0	5	-1
Nov. 20	vs. Mississippi State		16	2-6	2-5	1-1	1	1	2	1	2	0	0	0	7	8
Nov. 21	vs. Nebraska		2	0-2	0-2	0-0	0	0	0	0	0	0	0	0	0	-3
Nov. 25	@Indiana		10	1-2	0-0	0-0	2	0	2	2	1	1	0	0	2	8
Dec. 1	BOWLING GREEN		DNP													
Dec. 6	SETON HALL		DNP													
Dec. 8	MISSISSIPPI VALLEY		12	1-4	0-3	0-0	2	2	4	2	3	1	0	1	2	12
Dec. 13	@Creighton		DNP													
Dec. 20	SOUTH DAKOTA		14	2-5	1-3	0-0	0	1	1	3	2	0	0	1	5	-2
Dec. 28	ULM		8	1-4	0-2	0-0	1	2	3	1	3	1	0	0	2	1
Jan. 3	BYU*		DNP													
Jan. 7	@Arizona*		15	0-2	0-1	0-0	0	0	0	1	2	1	1	0	0	-10
Jan. 10	@Arizona State*		1	0-2	0-1	0-0	0	0	0	0	0	0	0	0	0	1
Jan. 14	UCF*		DNP													
Jan. 17	@Oklahoma State*		DNP													
Jan. 20	UTAH*		14	2-4	2-3	0-0	0	2	2	1	2	0	0	0	0	-5
Jan. 24	KANSAS*		23	4-7	4-7	0-0	0	4	4	1	0	1	0	1	12	-12
Jan. 27	@West Virginia*		19	1-5	1-5	0-0	0	2	2	2	1	1	0	0	3	9
Feb. 1	IOWA STATE*		27	2-7	2-6	2-2	0	2	2	4	1	1	0	3	8	-14
Feb. 7	@TCU*		DNP													
Feb. 11	CINCINNATI*		DNP													
Feb. 14	@Houston*		DNP													
Feb. 17	BAYLOR*		12	2-5	2-4	1-2	0	0	0	2	1	1	0	0	7	6
Feb. 21	@Texas Tech*		19	3-5	2-4	0-0	0	0	0	0	0	2	0	1	8	-18
Feb. 25	@Colorado*		17	3-9	3-8	1-2	0	0	0	2	0	1	0	0	10	-11
Feb. 28	TCU*															
Mar. 3	WEST VIRGINIA*															
Mar. 7	@Kansas*															

KOSTIC'S CAREER STATS

YEAR	GP	GS	Min	Avg.	FGM	FGA	Pct.	3FGM	3FGA	Pct.	FTM	FTA	Pct.	Off	Def	Tot	Avg.	PF	Ast	TO	Blk	Stl	Pts	Avg.
2022-23 (Age 15)	3	0	41	13.5	5	12	.417	3	9	.333	0	0	.000	3	6	9	3.0	8	4	2	0	1	13	4.3
2023-24 (Age 16)	10	7	237	23.7	57	123	.463	16	60	.267	36	49	.735	8	38	46	4.6	19	6	24	1	18	166	16.6
2024-25 (Age 17)	41	8	917	22.4	180	415	.434	91	249	.365	114	149	.765	4	98	102	2.5	62	105	97	8	24	565	13.8
2025-26 (Fr.)	19	0	250	13.2	31	87	.356	23	64	.359	8	11	.727	10	21	31	1.6	24	21	16	2	8	93	4.9
Totals	19	0	250	13.2	31	87	.356	23	64	.359	8	11	.727	10	21	31	1.6	24	21	16	2	8	93	4.9

*played with several club teams, including Crvena zvezda Meridian bet Beograd

Wildcats



2025-26 Record/Conf: 11-17/2-13 Big 12

National Rankings:
nr / AP
nr / Coaches

Last Game:
Lost at Colorado, 70-79
Feb. 25, 2026

Next Game:
Feb. 28, 2026
vs. TCU

Interim Head Coach:
Matthew Driscoll
(Slippery Rock '92)
KS: 1-2 / 1st
CAR: 275-343 / 21st

Assistants
Jareem Dowling
Rodney Perry
Anthony Winchester
Bill Peterson

2025-26 Schedule
@Missouri, L 91-100
Newman, W 112-90
UNCG, W 93-64
Bellarmine, W 98-71
California, W 99-96
Tulsa, W 84-83

vs. Miss. St., W 98-77
vs. Nebraska, L 85-86
@Indiana, W 86-69
Bowling Green, L 66-82
Seton Hall, L 67-78
Miss. Valley, W 108-49
@Creighton, W 83-76
South Dakota, W 106-76
ULM, W 94-85
BYU*, L 73-83

@Arizona*, L 76-101
@Arizona State*, L 84-87
UCF*, L 73-82
@Okla. State*, L 83-84
Utah*, W 81-78
Kansas*, L 62-86
@West Virginia*, L 54-59
Iowa State*, L 61-95
@TCU*, L 82-84
Cincinnati*, L 62-91
@Houston*, L 64-78
Baylor*, W 90-76
@Texas Tech*, L 72-100
@Colorado*, L 70-79
TCU*

^*exhibition*
**Big 12*

ELIAS RAPIQUE
uh-LEE-us RUH-pee-ECK
W / Jr. / 6-9 / 225
Berlin, Germany
[ALBA Berlin]

ABDI BASHIR JR.
OBB-dee BUH-sheer
G / Jr. / 6-7 / 175
Omaha, Neb.
[Monmouth]

EXAVIER WILSON
G / Fr. / 6-1 / 170
Columbia, Mo.
[Father Tolton Catholic]

C.J. JONES
G / Jr. / 6-5 / 195
East St. Louis, Ill.
[UIC]

P.J. HAGGERTY
WOODEN AWARD LIST
G / Jr. / 6-4 / 195
Crosby, Texas
[Memphis]

MARCUS JOHNSON
W / Sr. / 6-7 / 265
Akron, Ohio
[Bowling Green]

DAVID CASTILLO
G / So. / 6-1 / 180
Bartlesville, Okla.
[Sunrise Christian]

MOBI KEGBIWURUKA
EE-kay-gah-roo-KAY
G / Jr. / 6-6 / 220
Galway, Ireland
[Ellsworth CC]

TAJ MANNING
W / Jr. / 6-7 / 230
Grandview, Mo.
[La Lumiere [Ind.]]

KHAMARI MCGRIFF
Kuh-MAR-ee
W / Sr. / 6-9 / 230
Perugia, Italy
[UNC Wilmington]

DORIN BUCA
DOOR-reen BOO-cah
C / Jr. / 7-2 / 254
Perugia, Italy
[Akern Libertas Livorno]

STEPHEN OSEI
OH-say
W / So. / 6-10 / 200
Toronto, Ontario
[Casper College [Wyo.]]

NATE JOHNSON
G / Sr. / 6-3 / 215
Liberty Township, Ohio
[Akron]

ANDREJ KOSTIC
ANDRE (j is silent) COS-titch
W / Fr. / 6-6 / 210
Belgrade, Serbia
[Crvena zvezda Me]

SEASON / CAREER STATS								
GP/GS	PPG	RPG	APG	SPG	FG%	3FG%	FT%	
24-25	62/11	5.7	2.8	1.6	0.9	43.3	26.7	61.5
Season	16/12	4.1	2.8	1.6	0.9	45.6	40.0	35.3
Big 12	—	—	—	—	—	—	—	—
Career	16/12	4.1	2.8	1.6	0.9	45.6	40.0	35.3

SEASON / CAREER STATS								
GP/GS	PPG	RPG	APG	SPG	FG%	3FG%	FT%	
24-25	33/32	20.1	2.6	2.2	0.5	37.7	38.3	86.8
Season	18/18	13.2	2.2	2.3	0.5	42.1	44.4	68.8
Big 12	—	—	—	—	—	—	—	—
Career	84/50	13.2	1.9	1.5	0.4	38.6	39.9	83.8

SEASON / CAREER STATS								
GP/GS	PPG	RPG	APG	SPG	FG%	3FG%	FT%	
24-25	—	—	—	—	—	—	—	—
Season	—	—	—	—	—	—	—	—
Big 12	—	—	—	—	—	—	—	—
Career	—	—	—	—	—	—	—	—

SEASON / CAREER STATS								
GP/GS	PPG	RPG	APG	SPG	FG%	3FG%	FT%	
24-25	33/32	20.1	2.6	2.2	0.5	40.7	30.9	67.4
Season	27/0	3.3	1.9	1.3	0.6	29.9	20.4	87.5
Big 12	—	—	—	—	—	—	—	—
Career	122/59	6.8	2.3	2.5	0.7	38.5	31.7	66.9

SEASON / CAREER STATS								
GP/GS	PPG	RPG	APG	SPG	FG%	3FG%	FT%	
24-25	35/35	21.7	5.8	3.7	1.8	47.6	36.4	81.8
Season	28/28	23.5	5.2	3.9	1.1	49.0	36.2	69.0
Big 12	—	—	—	—	—	—	—	—
Career	100/94	20.9	5.3	3.7	1.6	48.6	34.3	76.6

SEASON / CAREER STATS								
GP/GS	PPG	RPG	APG	SPG	FG%	3FG%	FT%	
24-25	32/32	16.2	5.0	1.8	0.9	43.0	39.4	89.8
Season	13/0	2.0	1.2	0.5	0.0	26.7	29.6	66.7
Big 12	—	—	—	—	—	—	—	—
Career	101/86	16.4	5.7	2.0	1.1	45.8	40.5	87.0

SEASON / CAREER STATS								
GP/GS	PPG	RPG	APG	SPG	FG%	3FG%	FT%	
24-25	32/2	2.4	0.6	1.8	0.4	22.1	25.4	88.0
Season	28/12	11.0	2.1	0.8	0.4	41.2	36.3	81.4
Big 12	—	—	—	—	—	—	—	—
Career	60/14	6.4	1.3	1.2	0.4	36.5	32.9	83.8

SEASON / CAREER STATS								
GP/GS	PPG	RPG	APG	SPG	FG%	3FG%	FT%	
24-25	24/0	2.1	2.4	0.1	0.6	60.0	—	52.9
Season	10/1	1.9	2.0	0.4	0.8	57.1	—	50.0
Big 12	—	—	—	—	—	—	—	—
Career	34/1	2.1	2.3	0.2	0.6	59.2	—	52.2

SEASON / CAREER STATS								
GP/GS	PPG	RPG	APG	SPG	FG%	3FG%	FT%	
24-25	8/0	0.8	0.8	0.0	0.1	50.0	50.0	—
Season	26/13	3.8	4.9	1.0	0.7	48.8	16.7	75.0
Big 12	—	—	—	—	—	—	—	—
Career	48/14	2.5	3.1	0.6	0.4	50.0	22.6	67.7

SEASON / CAREER STATS								
GP/GS	PPG	RPG	APG	BPG	FG%	3FG%	FT%	
24-25	34/12	11.5	4.0	0.7	0.4	65.1	66.7	69.3
Season	24/24	9.0	4.2	1.2	1.1	69.5	20.0	69.2
Big 12	—	—	—	—	—	—	—	—
Career	109/66	6.9	3.3	0.6	0.9	68.3	37.5	67.9

SEASON / CAREER STATS								
GP/GS	PPG	RPG	APG	BPG	FG%	3FG%	FT%	
24-25	43/12	5.6	5.3	0.2	1.2	60.8	—	49.4
Season	26/4	3.3	3.4	0.5	1.3	51.5	20.0	53.3
Big 12	—	—	—	—	—	—	—	—
Career	26/4	3.3	3.4	0.5	1.3	51.5	20.0	53.3

SEASON / CAREER STATS								
GP/GS	PPG	RPG	APG	SPG	FG%	3FG%	FT%	
24-25	26/25	11.0	7.0	0.8	0.2	63.8	—	68.6
Season	3/0	0.7	1.0	0.0	0.0	33.3	—	—
Big 12	—	—	—	—	—	—	—	—
Career	3/0	0.7	1.0	0.0	0.0	33.3	—	—

SEASON / CAREER STATS								
GP/GS	PPG	RPG	APG	SPG	FG%	3FG%	FT%	
24-25	35/34	14.0	4.9	3.4	1.7	43.9	30.1	80.3
Season	28/28	12.0	4.8	4.4	2.1	44.2	38.5	85.7
Big 12	—	—	—	—	—	—	—	—
Career	120/88	9.6	4.0	2.6	1.5	44.7	35.1	80.2

SEASON / CAREER STATS								
GP/GS	PPG	RPG	APG	SPG	FG%	3FG%	FT%	
24-25	41/8	13.8	2.5	2.6	0.6	43.4	36.5	76.5
Season	19/0	4.9	1.6	1.1	0.4	35.6	35.9	72.7
Big 12	—	—	—	—	—	—	—	—
Career	19/0	4.9	1.6	1.1	0.4	35.6	35.9	72.7

CAREER-HIGHS		
PTS	27	2/15/25 vs. ETR Miners
REB	12	3/1/25 vs. Berlin Braves
AST	11	3/1/25 vs. Berlin Braves
STL	7	twice
MIN	36	5/3/25 vs. Paderborn

CAREER-HIGHS		
PTS	38	11/15/24 at Rutgers
REB	6	twice
AST	7	2/13/25 at Stony Brook
STL	3	11/21/24 vs. YSU
MIN	48	1/30/25 vs. Drexel

CAREER-HIGHS		
PTS	—	—
REB	—	—
AST	—	—
STL	—	—
MIN	—	—

CAREER-HIGHS		
PTS	25	1/13/24 vs. Bradley
REB	7	11/4/25 vs. UNCG
AST	14	2/28/24 vs. Drake
STL	5	11/11/22 vs. Loyola
MIN	47	3/7/24 vs. So. Illinois

CAREER-HIGHS		
PTS	42	3/14/25 vs. Wichita St.
REB	10	4 times
AST	11	11/8/25 vs. Bellarmine
STL	7	12/4/24 vs. La. Tech
MIN	44	12/14/24 at Clemson

CAREER-HIGHS		
PTS	34	2/3/24 vs. W.V. State
REB	15	1/10/24 vs. Fairmont St.
AST	9	12/2/23 at W.V. Wesleyan
STL	4	6 times
MIN	44	3/6/24 vs. Notre Dame

CAREER-HIGHS		
PTS	22	12/1/25 vs. Bowling Green
REB	5	4 times
AST	5	twice
STL	3	2/17/26 vs. Baylor
MIN	40	2/7/26 at TCU

CAREER-HIGHS		
PTS	8	1/29/25 vs. Okla. St.
REB	7	3 times
AST	2	11/4/25 vs. UNCG
STL	3	twice
MIN	34	twice

CAREER-HIGHS		
PTS	10	3 times
REB	3	twice
AST	4	2/11/26 vs. Cincinnati
STL	3	twice
MIN	35	1/20/26 vs. Utah

CAREER-HIGHS		
PTS	34	12/14/24 at Howard
REB	12	11/8/24 vs. Ga. South.
AST	3	twice
BLK	4	4 times
MIN	33	1/14/26 vs. UCF

CAREER-HIGHS		
PTS	15	3/8/25 vs. Plazenza
REB	12	twice
AST	3	2/19/25 vs. Brindisi
BLK	5	twice
MIN	33	3/23/25 vs. Cento

CAREER-HIGHS		
PTS	23	twice
REB	14	11/16/24 vs. NE JC
AST	3	twice
STL	1	4 times
MIN	36	11/16/24 vs. NE JC

CAREER-HIGHS		
PTS	33	2/17/26 vs. Baylor
REB	10	2/28/25 vs. Kent St.
AST	11	2/7/26 at TCU
STL	6	twice
MIN	40	2/14/26 at Houston

CAREER-HIGHS		
PTS	39	2/8/25 vs. Joker S.
REB	10	3/17/24 vs. Sloga KR
AST	8	3/17/24 vs. Sloga KR
STL	5	3/2/24 vs. NGT Belgrade
MIN	36	twice

QUICK NOTES		
LAST:	5 points (2-3 FG, 1-1 3FG, 0-1 FT), 3 rebs, 1 ast in 8 mins at Colorado (2/25/26)	
►	Returned vs. Colorado (2/25/26) after missing the last 11 games due to injury.	
►	One of 5 international players on the roster and the first German-born Wildcat.	
►	Grew up with the ALBA Berlin club, making his debut at the age of 17 in 2021-22.	
►	Played in 53 games with ALBA in 2024-25 between Euroleague and the BBL.	

QUICK NOTES		
LAST:	15 points (5-14 FG, 5-11 3FG, 0-0 FT), 2 rebs, 1 stl in 34 mins at Okla. St. (1/17/26)	
►	Transfer from Monmouth, where he played in 66 games with 32 starts.	
►	One of the top scorers in 2024-25, leading the CAA and 16th nationally at 20.1 ppg.	
►	A big threat from 3-point range in 2024-25, leading the NCAA in 3-pt/game (3.85).	
►	Has scored in double-figure points in 50 of 84 career games, including 16 20-point games.	

QUICK NOTES		
LAST:	0 points (0-0 FG, 0-0 3FG, 0-0 FT) in 3 mins vs. Newman (10/31/25)	
►	Scored more than 1,700 career points in his prep career behind only Michael Porter Jr.	
►	Averaged 20.6 points, 6.8 rebounds and 3.8 assists as a senior in 2024-25.	
►	Was a 3-time MBCA Class 4 All-State selection and 2-time District 9 Player of the Year.	
►	Led Tolton Catholic to 4 consecutive District 4 Championships.	

QUICK NOTES		
LAST:	2 points (1-4 FG, 0-2 3FG, 0-0 FT), 4 rebs, 2 asts, 2 stls in 18 mins at Colorado (2/25/26)	
►	One of 4 returning lettermen, who played in all 33 games with 9 starts in 2024-25.	
►	Started his career at UIC (2022-24), where he led the Flames in assists in 2023-24.	
►	Has 32 career double-digit scoring games in career, including 3 20-point efforts.	
►	Has 2 career points/assists double-doubles, both coming vs. Missouri Valley competition.	

QUICK NOTES		
LAST:	25 points (10-21 FG, 1-3 3FG, 4-6 FTs), 10 rebs, 4 asts in 39 min at Colorado (2/25/26)	
►	Consensus Second Team All-American at Memphis, where he ranked 3rd in scoring (21.7 ppg.).	
►	Only D1 player to average at least 21 ppg., 5.0 ppg., 4.0 app., 1.0 spg. in each of last 3 years.	
►	Just eclipsed 2,000 points in his career, including 92 double-digit scoring games.	
►	Currently ranks 1st field goals made, 2nd in scoring, total points, FG attempts in the NCAA.	

QUICK NOTES		
LAST:	0 point (0-0 FG, 0-0 3FG, 0-0 FTs), 1 reb in 4 min at Colorado (2/25/26)	
►	Transfer from Bowling Green, where he started all 32 games for the Falcons.	
►	Started his	