

# 50 FG%

## NUMBER TO KNOW

K-State has shot 50% or better in 10 games



# K-STATE MEN'S BASKETBALL

## // 2025-26 GAME NOTES

32 NCAA TOURNAMENTS ■ 4 FINAL FOUR [1948, 1951, 1958, 1964] ■ 21 CONFERENCE TITLES

### K-STATE WILDCATS

### GAME 27

### 13/13 TEXAS TECH RED RAIDERS

**11-15** OVERALL  
**2-11** BIG 12  
**96** NET  
**95** KenPom

**MATTHEW DRISCOLL**  
INTERIM HEAD COACH  
(Slippery Rock '92)

**1-0** RECORD AT K-STATE / 1st SEASON  
**275-341** OVERALL / 21st SEASON



**19-7** OVERALL  
**9-4** BIG 12  
**17** NET  
**18** KenPom

**GRANT MCCASLAND**  
HEAD COACH  
(Baylor '99)

**70-27** RECORD AT TECH / 3rd SEASON  
**281-115** OVERALL / 12th SEASON

### 2025-26 SCHEDULE/RESULTS

11-15	2-11	9-7	1-7	1-1
W-L	XXI	H	A	N
Fri 10/24	@Missouri (Exh.)			L, 91-100
Fri 10/31	NEWMAN (Exh.)			W, 112-90
Tue 11/4	UNC GREENSBORO			W, 93-64
Sat 11/8	BELLARMINÉ			W, 98-71
Thu 11/13	CALIFORNIA			W, 99-96
Mon 11/17	TULSA			W, 84-83
Thu 11/20	vs. Mississippi State^			W, 98-77
Fri 11/21	vs. Nebraska^			L, 85-86
Tue 11/25	@25/24 Indiana			L, 69-86
Mon 12/1	BOWLING GREEN			L, 66-82
Sat 12/6	SETON HALL			L, 67-78
Mon 12/8	MISSISSIPPI VALLEY			W, 108-49
Sat 12/13	@Creighton			W, 83-76
Sat 12/20	SOUTH DAKOTA			W, 106-76
Sun 12/28	ULM			W, 94-85
Sat 1/3	10/10 BYU*			L, 73-83
Wed 1/7	@1/2 Arizona*			L, 76-101
Sat 1/10	@Arizona State*			L, 84-87
Wed 1/14	rv/rv UCF*			L, 73-82
Sat 1/17	@Oklahoma State*			L, 83-84
Tues 1/20	UTAH*			W, 81-78
Sat 1/24	19/19 KANSAS*			L, 62-86
Tue 1/27	@West Virginia*			L, 54-59
Sun 2/1	8/9 IOWA STATE*			L, 61-95
Sat 2/7	@TCU*			L, 82-84
Wed 2/11	CINCINNATI*			L, 62-91
Sat 2/14	@3/3 Houston*			L, 64-78
Tue 2/17	BAYLOR*			W, 90-74
Sat 2/21	@13/13 Texas Tech*			1:30 p.m.
Wed 2/25	@Colorado*			8 p.m.
Sat 2/28	TCU*			5:30 p.m.
Tue 3/3	WEST VIRGINIA*			7 p.m.
Sat 3/7	@Kansas*			1 p.m.

### BIG 12 CHAMPIONSHIP [Kansas City, Mo.]

Tu-Sa 3/10-14 XXXI TBD

^Hall of Fame Classic [Kansas City, Mo.]  
Home Games in BOLD CAPS | \*Big 12 Conference Game

### NUMBERS TO KNOW

15.4

K-State is averaging 15.4 fastbreak points this season, which ranks 22nd nationally and 2nd in the Big 12.

46.1

K-State is connecting on 46.1 percent (765-of-1660) from the field through 26 games, including 52.9 percent from 2.

2095

K-State's 2095 points are the 2nd-most through the first 26 games of a season, just behind the 2104 scored in 2009-10.

1767

K-State now has 1767 all-time wins, as the school entered 2025-26 ranking 43rd all-time among Division I schools.

### SATURDAY, FEBRUARY 21, 2026 / 1:35 pm [CT]

United Supermarkets Arena (15,098)  
Lubbock, Texas



Jason Benetti, ppx  
LaPhonso Ellis, analyst  
Steve Scheer, producer



Wyatt Thompson, ppx  
Stan Weber, lead analyst  
SiriusXM Ch. 382



**LIVE STATS**  
kstatesports.com  
kstate.statbroadcast.com

### SERIES HISTORY

Overall \_\_\_\_\_ Tied 26-26  
Big 12 era \_\_\_\_\_ Texas Tech leads 23-19 (22-18 in regular season)  
In Lubbock \_\_\_\_\_ Texas Tech leads 17-7  
At United Supermarkets Arena \_\_\_\_\_ Texas Tech leads 16-4  
Active Streak \_\_\_\_\_ Texas Tech, 3  
Last Meeting \_\_\_\_\_ Texas Tech won 61-57 (1/14/2025)  
Matthew Driscoll vs. Grant McCasland \_\_\_\_\_ 0-0

### STATISTICAL MATCHUP

K-STATE		TEAM COMPARISON		TEXAS TECH	
2025-26 stats					
NCAA Rk	Category	NCAA Rk		NCAA Rk	
80.6	88 Scoring Offense	70	81.4		
80.4	333 Scoring Defense	129	72.3		
+0.2	234 Scoring Margin	58	+9.1		
46.1	136 FG Percentage	118	46.4		
45.1	243 FG Percentage Defense	164	43.8		
36.7	48 3-point FG Percentage	11	38.9		
9.8	42 3-point FG/Game	6	11.4		
71.4	214 FT Percentage	223	71.0		
34.7	232 Rebounds/Game	75	37.7		
-2.1	283 Rebounding Margin	91	+3.4		
17.8	21 Assists/Game	63	16.0		
13.0	300 Turnovers/Game	86	10.7		
0.0	199 TO Margin	194	0.0		
1.4	94 A/TO Ratio	51	1.5		
7.1	143 Steals/Game	220	6.3		
3.7	128 Blocks/Game	135	3.6		

### A K-STATE WIN WOULD...

- ▶ Snap a 6-game road losing streak.
- ▶ Be the first over the Red Raiders since 2023.
- ▶ End a 10-game losing streak at United Supermarkets Arena.
- ▶ Make the Wildcats 229-290 all-time in Big 12 play.
- ▶ Give the Wildcats a 1768-1271 all-time record.

### K-STATE'S PROJECTED ROTATION (starters vs. Baylor; stats from 2025-26 season)

Starters	Ht.	Wt.	Yr.-Exp.	Hometown	PPG	RPG	AST	FG%	3FG%	FT%	MPG
G 4 <b>P.J. HAGGERTY</b>	6-4	195	Jr.-TR	Crosby, Texas	23.7	5.1	4.0	49.4	36.4	70.3	34.8
<i>The preseason All-American and nation's No. 2 scorer (23.7 ppg.) has scored in double figures in all 26 games, including 20 games of 20 or more points and 5 games of 30 or more points.</i>											
G 10 <b>DAVID CASTILLO</b>	6-1	180	So.-1L	Bartlesville, Okla.	11.2	2.3	1.8	42.1	37.5	80.5	26.9
<i>The second-year guard has started 10 games this year, including each of the last 8, where he is averaging 11 points on 36.9 percent (31-of-84) shooting, including 4 double-digit scoring games.</i>											
G 34 <b>NATE JOHNSON</b>	6-3	215	Sr.-TR	Liberty Township, Ohio	12.0	4.8	4.6	44.4	39.8	86.8	32.0
<i>The 2024-25 MAC Player and Defensive Player of the Year became the first Division I player this year to post at least 30 points, 9 assists and 6 steals in game vs. Baylor (2/17/26).</i>											
W 15 <b>TAJ MANNING</b>	6-7	230	Jr.-2L	Grandview, Mo.	3.5	4.8	1.0	48.5	17.4	73.7	18.5
<i>The junior has been on the team longer than anyone, redshirting as a freshman in 2022-23 before playing in 45 games the last 3 seasons, including a 12th career start vs. Baylor (2/17/26).</i>											
W 21 <b>KHAMARI MCGRIFF</b>	6-9	230	Sr.-TR	Tallahassee, Fla.	9.2	4.0	1.1 (bpg.)	73.0	20.0	68.0	19.9
<i>The senior has started the last 4 games after returning to action at TCU (2/7/26) after missing the previous 4 games due to injury, posting 6 points, 4 assists, 3 blocks and 2 rebounds in 24 minutes.</i>											
Reserves	Ht.	Wt.	Yr.-Exp.	Hometown	PPG	RPG	AST	FG%	3FG%	FT%	MPG
G 3 <b>C.J. Jones</b>	6-5	195	Sr.-1L	East St. Louis, Ill.	3.3	1.8	1.3	29.9	22.4	87.5	16.0
W 6 <b>Marcus Johnson</b>	6-7	265	Sr.-TR	Akron, Ohio	2.4	1.2	0.5	27.6	30.8	100.0	7.0
W 22 <b>Dorin Buca</b>	7-2	254	Jr.-FY	Perugia, Italy	3.4	3.6	1.4 (bpg.)	50.8	20.0	53.3	13.5
W 47 <b>Andrej Kostic</b>	6-6	210	Fr.-FY	Belgrade, Serbia	4.4	1.8	1.2	34.2	34.6	77.8	12.7
Questionable/Out	Ht.	Wt.	Yr.-Exp.	Hometown	PPG	RPG	AST	FG%	3FG%	FT%	MPG
W 0 <b>Elias Rapieque</b>	6-9	225	Jr.-FY	Berlin, Germany	4.1	2.8	1.6	44.4	36.8	37.5	18.0
G 1 <b>Abdi Bashir Jr.</b>	6-7	175	Jr.-TR	Omaha, Neb.	13.2	2.2	2.3	42.1	44.4	68.8	24.7
W 14 <b>Mobi Ikegwuruka</b>	6-6	220	Jr.-1L	Galway, Ireland	1.9	2.0	0.4	57.1	—	50.0	12.5

QUICK FACTS

Kansas State University  
Manhattan, KS 66502



Founded	1863
Enrollment	21,213 (Fall 2025)
Nickname	Wildcats
School Colors	Purple (PMS 2695C) and White
Conference	Big 12
President	Dr. Richard H. Linton (Virginia Tech '88, '91, '94) <i>assumed the presidency on Feb. 14, 2022</i>
Director of Athletics	Gene Taylor (Arizona State '80)
Faculty Athletics Representative	Dr. Shawna Jordan (K-State '96)

ALL-TIME RECORD

122nd season of Kansas State men's basketball

First Year of Basketball	1903
Overall Record	1,767-1,270 (.583)
Postseason Tournament Appearances	40 (32 NCAA, 8 NIT)
Postseason Tournament Record	46-45 (.505)
NCAA Tournament Appearances	32 <i>22nd-most nationally in Division I</i>
NCAA Tournament Record	40-36 (.533)
Conference Tournament Record (1977-present)	39-46 (.459)
Big 12 Championship Record (1996-present)	19-28 (.404)

BRAMLAGE COLISEUM

Opened	Nov. 26, 1988 <i>defeated Purdue, 81-77</i>
Capacity	11,010
Overall Record	450-160 (.737)
Conference Record (Big Eight/12)	182-128 (.586)

NCAA TOURNAMENT HISTORY

**Appearances (32):** 1948, 1951, 1956, 1958, 1959, 1961, 1964, 1968, 1970, 1972, 1973, 1975, 1977, 1980, 1981, 1982, 1987, 1988, 1989, 1990, 1993, 1996, 2008, 2010, 2011, 2012, 2014, 2017, 2018, 2019, 2023

**First Four (1):** 2017

**Final Four (4):** 1948, 1951, 1958, 1964

**Elite Eight (13):** 1951, 1958, 1959, 1961, 1964, 1972, 1973, 1975, 1981, 1988, 2010, 2018, 2023

**Sweet 16 (18):** 1951, 1956, 1958, 1959, 1961, 1964, 1968, 1970, 1972, 1973, 1975, 1977, 1981, 1982, 1988, 2010, 2018, 2023

NIT HISTORY

**Appearances (8):** 1976, 1992, 1994, 1998, 1999, 2007, 2009, 2024

**NIT Final Four (1):** 1994

CONFERENCE CHAMPIONSHIPS

**Regular-Season Titles (21):** 1917, 1919, 1951, 1956, 1958, 1959, 1960, 1961, 1963, 1964, 1968, 1970, 1972, 1973, 1977, 2013, 2019

CONFERENCE TOURNAMENT TITLES

**Titles (2):** 1977, 1980

**Finals Appearances (8):** 1977, 1978, 1980, 1981, 1988, 1993, 2010, 2013

MEDIA RESOURCES

CREDENTIALS

Outlets interested in obtaining credentials to cover K-State men's basketball home games must apply for credentials via *Sports Systems*. Applications should be submitted at least one week in advance of the game(s) one plans to cover. Please scan the QR code to the right.



2025-26 MEDIA GUIDE


Learn more about the 2025-26 men's basketball team by viewing the media guide. The 306-page guide includes bios, stats, records and historical information and photos about the K-State program. Please scan the QR code to the right.



2025-26 KANSAS STATE WILDCATS



**ELIAS RAPIEQUE** 0  
W / 6-9 / 225 / Jr-TR  
Berlin, Germany



**ABDI BASHIR JR.** 1  
G / 6-7 / 175 / Jr-TR  
Omaha, Neb.



**EXAVIER WILSON** 2  
G / 6-1 / 170 / Fr-HS  
Columbia, Mo.



**C.J. JONES** 3  
G / 6-5 / 195 / Sr-IL  
East St. Louis, Ill.



**P.J. HAGGERTY** 4  
G / 6-4 / 195 / Jr-TR  
Crosby, Texas



**MARCUS JOHNSON** 6  
W / 6-7 / 265 / Sr-TR  
Akron, Ohio



**DAVID CASTILLO** 10  
G / 6-1 / 185 / So-IL  
Bartlesville, Okla.



**MOBI IKEGWURUKA** 14  
G / 6-6 / 220 / Jr-IL  
Galway, Ireland



**TAJ MANNING** 15  
W / 6-7 / 230 / Jr-2L  
Grandview, Mo.



**KHAMARI MCGRIFF** 21  
W / 6-9 / 230 / Sr-TR  
Tallahassee, Fla.




**DORIN BUCA** 22  
C / 7-2 / 254 / Jr-TR  
Perugia, Italy




**STEPHEN OSEI** 23  
W / 6-10 / 200 / So-TR  
Toronto, Ontario



**NATE JOHNSON** 34  
G / 6-3 / 215 / Sr-TR  
Liberty Township, Ohio



**ANDREJ KOSTIC** 47  
W / 6-6 / 210 / Fr-TR  
Belgrade, Serbia



**MATTHEW DRISCOLL** IHC  
Interim Head Coach  
First Season  
Slippery Rock '92



Scan to View  
Online Roster  
[Voice Pronunciations]

NUMERICAL

No	Name	Pos	Ht	Wt	Yr-Exp	Hometown (Schools)
0	Elias Rapieque	W	6-9	225	Jr-TR	Berlin, Germany (ALBA Berlin)
1	Abdi Bashir Jr.	G	6-7	175	Jr-TR	Omaha, Neb. (PHHoenix Prep/Monmouth)
2	Exavier Wilson	G	6-1	170	Fr-HS	Columbia, Mo. (Father Tolton Catholic)
3	C.J. Jones	G	6-5	195	Sr-1L	East St. Louis, Ill. (East St. Louis/UIC)
4	P.J. Haggerty	G	6-4	195	Jr-TR	Crosby, Texas (Crosby/TCU/Tulsa/Memphis)
6	Marcus Johnson	W	6-7	265	Sr-TR	Akron, Ohio (St. Vincent-St. Mary/Parkland CC/Wheeling/Bowling Green)
10	David Castillo	G	6-1	185	So-1L	Bartlesville, Okla. (Sunrise Christian Academy [Kan.])
14	Mobi Ikegwuruka	W	6-6	220	Jr-1L	Galway, Ireland (Ellsworth Community College [Iowa])
15	Taj Manning	W	6-7	230	Jr-2L	Grandview, Mo. (La Lumiere [Ind.])
21	Khamari McGriff	W	6-9	230	Sr-TR	Tallahassee, Fla. (James S. Rickards/UNC Wilmington)
22	Dorin Buca	C	7-2	254	Jr-TR	Perugia, Italy (Akern Libertas Livorno)
23	Stephen Osei	W	6-10	200	So-TR	Toronto, Ontario (Salt Lake Academy/Casper College [Wyo.])
34	Nate Johnson	G	6-3	215	Sr-TR	Liberty Township, Ohio (Lakota East/Akron)
47	Andrej Kostic	W	6-6	210	Fr-HS	Belgrade, Serbia (Crvena zvezda Meridian bet Beograd)

COACHING STAFF

**Interim Head Coach:** Matthew Driscoll (Slippery Rock '92), First Season

**Assistant Coach:** Jareem Dowling (Maryland-Eastern Shore '05), Third Season

**Assistant Coach:** Rodney Perry (Missouri State '94), Third Season

**Assistant Coach:** Anthony Winchester (Western Kentucky '06), Third Season

**Assistant Coach:** Bill Peterson (Eckerd '80), First Season

SUPPORT STAFF

**Chief of Staff:** Marco Borne (Dillard '03), Fourth Season

**Director of Operations:** Bailey Bachamp (Kansas State '11), 14th Season

**Director of Player Development:** Austin Carpenter (Oklahoma '20), Fourth Season

**Director of Video and Analytics:** Chase Driscoll (North Florida '18), First Season

**Strength and Conditioning Coach:** Phil Baier (Springfield [Mass.] College '13), Third Season

**IFBC Sports Medicine Coordinator/Athletics Trainer:** Luke Sauber (Kansas State '05), 11th Season

**Character Coach:** Jayson Gee (Charleston '88), First Season

**Graduate Student Manager:** Henry Dugat (Baylor '09), First Season

**Graduate Student Manager:** Alec Kagan (Cincinnati '18), Second Season

**Graduate Student Manager:** Rob Lowery (Dayton '10), First Season

**Graduate Student Manager:** Miguel Mateo Vojtova (Bethel College '24), Second Season

**Graduate Student Manager:** Mark Vital Jr. (Baylor '21), First Season

PRONUNCIATION GUIDE

<b>ABDI BASHIR JR.</b>	OB- <i>dee</i> BUH- <i>sheer</i>	<b>ANDREJ KOSTIC</b>	AND- <i>ree</i> (j is silent) COS- <i>titch</i>
<b>DORIN BUCA</b>	DOOR- <i>reen</i> BOO- <i>cah</i>	<b>KHAMARI MCGRIFF</b>	Kuh-MAR- <i>ee</i>
<b>JAREEM DOWLING</b>	JAH- <i>reem</i>	<b>ELIAS RAPIEQUE</b>	uh- <i>LEE-us</i> RUH- <i>pee-ECK</i>
<b>HENRY DUGAT</b>	DOO- <i>got</i>	<b>STEPHEN OSEI</b>	OH- <i>say</i>
<b>MOBI IKEGWURUKA</b>	Mow-B EE- <i>kay-gah-rah-KAH</i>	<b>EXAVIER WILSON</b>	X-ZAY- <i>ver</i>

TEAM INFORMATION

**2024-25 Record** 16-17 (9-11/1-9th Big 12)

**Lettermen Returning/Lost** 4/10

**Starts Returning/Lost** 2/5

**Newcomers** 10

**Roster Breakdown (Sr./Jr./So./Fr.)** 4/6/2/2

INTERNATIONAL FLAIR

K-State's 5 international players are the most on any Wildcat team in school history, which includes junior **Dorin Buca** (Perugia, Italy), **Mobi Ikegwuruka** (Galway, Ireland) and **Elias Rapieque** (Berlin, Germany), sophomore **Stephen Osei** (Toronto, Ontario) and freshman **Andrej Kostic** (Belgrade, Serbia).

Buca, Kostic and Rapieque are the first-ever players from their respective countries.

>>> BY THE NUMBERS

**3.72**

Junior **Abdi Bashir Jr.**, who led the NCAA in 3-point field goals while at Monmouth in 2024-25, ranked in the top-20 in 3-point field goals/game (3.72), 3-pointers (67) and 3-point FG percentage (44.4) before his injury.

**2050**

Preseason All-American **P.J. Haggerty** currently tied for 4th among active Division I in total points with 2,050 points in just 98 games. He leads all of Division I in career scoring average at 20.9 points per game.

**6678**

K-State's 5 Division I transfers - **Abdi Bashir Jr., P.J. Haggerty, Marcus Johnson, Nate Johnson and Khamari McGriff** - have combined to score 6,678 points in 506 career games with 286 starts.

TEAM NOTES

■ OPPONENT SPOTLIGHT: 13/13 TEXAS TECH

► Led by third-year head coach **Grant McCasland**, No. 13/13 Texas Tech enters Saturday's game with a 19-7 record, including a 9-4 mark in Big 12 play. The Red Raiders had won 3 straight, including an upset of No. 1 Arizona, before a 72-67 loss at Arizona State on Tuesday night. They are 12-1 at home this season.



► Texas Tech is averaging 81.4 points on 46.4 percent shooting, including 38.9 percent from 3-point range, while allowing 72.3 points on 43.8 percent shooting, including 31.3 percent from 3-point range. The Red Raiders are out-rebounding their foes, 37.7 to 34.2, and turn the ball 10.7 times per game. They are shooting 71 percent from the free throw line.

► Texas Tech is one of top 3-point shooting teams in the country, ranking sixth in 3-pointers/game (11.4), 11th in percentage and 22nd in 3-point attempts/game (29.2).

► Aside from the injured **JT Toppin**, who was averaging a double-double with 21.8 points and 10.8 rebounds per game, three other Red Raiders are scoring in double figures led by sophomore **Christian Anderson**, who is averaging 19 points on 48 percent shooting, including 44 percent from 3-point range, to go with a Big 12-high 191 assists. Senior **Donovan Atwell** is averaging 12.5 points with a team-high 94 makes from 3-point range, while junior **LeJuan Watts** is averaging 11.9 points and 6.1 rebounds per game.

► McCasland has 425 wins in his head coaching career, which includes stints at Midland College (2004-09) at the NJCAA level, Midwestern State (2009-11) in the D2 ranks and Arkansas State (2016-17), North Texas (2017-23) and now Texas Tech (2023-present) at the Division I level. He is 2-0 vs. K-State.

SERIES HISTORY

► This will be 53rd meeting between K-State and Texas Tech in a series that dates to 1955. The series is tied at 26 wins each with the Red Raiders holding a 23-19 edge in the Big 12 era, including 22-18 in the regular season.

► Texas Tech has a 17-7 record at home in the series, including 10 straight wins since 2015. The last K-State win in Lubbock came by a 60-56 score on Feb. 25, 2014. The Red Raiders have won 3 straight overall in the series.

LAST 5 MEETINGS [1-4]

Date	Rank	Result	Score	Location
2/28/2022	—/12	L	68-73	Lubbock
1/21/2023	13/—	W	68-58	Manhattan
2/11/2023	12/—	L	63-71	Lubbock
1/13/2024	—/—	L	59-60	Lubbock
1/14/2025	—/—	L	57-61	Manhattan

LAST MEETING

TEXAS TECH 61, K-STATE 57 (Jan. 14, 2025)

► Senior **Elijah Hawkins'** layup with 5:28 remaining proved to be the game-winner in a defensive slugfest, as Texas Tech held on late for a 61-57 win over K-State in the last meeting on Jan. 14, 2025 in Manhattan.

► In a game where points were at a premium it was Texas Tech which was able to grind out a key Big 12 victory, as the teams combined for 13 points in the final 10:07. K-State did not score in the final 5:50 of the game, making just 1 of its last 12 field goals, including 8 straight misses to finish the game.

■ UP NEXT: AT COLORADO

► K-State plays its second consecutive road game on Wednesday night when the Wildcats travel to Boulder, Colo., to take on Colorado (14-12, 4-9 Big 12) at the CU Events Center. Tip is set for 8 p.m., CT on FS1. This will be the first visit to Boulder since 2011. Last year, the Wildcats posted a 65-56 win over the Buffaloes at home.



HIGH FLYING OFFENSE  
SECOND-MOST POINTS THROUGH 26 GAMES

► After scoring 80 or more points for the 15th time in 26 games vs. Baylor (2/17/26), which includes 8 games of 90 or more points and 2 games of 100 or more points, the Wildcats have continued their fast offensive start.

► The 2095 points are the second-most points through the first 26 games, just behind the 2104 in 2009-10 and just ahead of the 2089 in 2007-08. It marks just the third time eclipsing 2000 points through the first 25 games.

- 2104, 2009-10 (92, 82, 80, 74, 83, 70, 83, 86, 71, 95, 87, 90, 85, 91, 68, 88, 87, 71, 69, 76, 79, 76, 79, 68, 91, 83)
- 2095, 2025-26 (94, 98, 99, 84, 98, 85, 69, 66, 67, 108, 83, 106, 94, 73, 76, 84, 73, 83, 81, 62, 54, 61, 82, 62, 64, 90)
- 2089, 2007-08 (94, 76, 77, 77, 73, 82, 77, 59, 82, 87, 90, 101, 77, 85, 84, 75, 72, 82, 84, 74, 74, 82, 75, 100, 64, 86)
- 2015, 2008-09 (96, 88, 82, 69, 83, 72, 63, 70, 74, 107, 73, 82, 83, 99, 53, 71, 51, 65, 77, 88, 85, 65, 85, 74, 95)
- 1986, 1997-98 (93, 89, 89, 71, 101, 90, 67, 76, 70, 87, 111, 64, 62, 77, 62, 76, 78, 72, 66, 69, 81, 58, 62, 61, 95, 59)

'CATS SCORE 100+ POINTS TWICE

► K-State has twice scored 100 or more points, including a season-high 108 vs. Mississippi Valley State (12/8/25) and 106 vs. South Dakota (12/20/25). The 2 100-point outings tie 4 other teams (1966-67, 1979-80, 1993-94 and 1997-98) for the most in a single season, while also matching the most at home.

MOST POINTS AT BRAMLAGE COLISEUM

► K-State's 99-96 win over Cal (11/13/25) made history, as the 195 combined points were the most-ever in Bramlage Coliseum, surpassing the 194 scored between K-State (106) and Marshall (88) on Dec. 2, 1995. It was the highest field goal percentage since 66.0 percent vs. Wake Forest on March 14, 2017.

HAGGERTY IN ELITE COMPANY

► Junior **P.J. Haggerty** recorded his fifth 30-point game in the win over Baylor (2/17/26), which is the most since **Michael Beasley** had a school-record 13 in 2007-08. His 20 games of 20 or more points rank fifth on the single season list and are the most since Beasley's record 26 in 2007-08. He is the first Wildcat to score in double digits in the first 26 games since **Jacob Pullen** in 2009-10, while his 617 points are the second-most since Beasley's 678 points in 2007-08.

HAGGERTY, JOHNSON BOTH SCORE 30

► Junior **P.J. Haggerty** (34 points) and senior **Nate Johnson** (33 points) became the fifth Big 12 duo and the second this season to each record a 30-point game vs. Baylor (2/17/26). They are the first Wildcat duo to go for 30 or more points since **Michael Beasley** (44 points) and **Bill Walker** (31) accomplished the feat at Baylor on Feb. 23, 2008. The 67 combined points are the fourth-most by two Wildcats and the second-most by a duo at Bramlage Coliseum.

JOHNSON FIRST TO POST STAT LINE

► In addition to his 33 points vs. Baylor (2/17/26), senior **Nate Johnson** also produced 9 assists, 6 steals and 5 rebounds in his near 39 minutes of action. He is the first Wildcat to record a stat line of at least 30 points, 9 assists and 6 steals and just the seventh Division I player according to *Basketball Reference*.

HAGGERTY SCORES 37 VS. MSU

► Junior **P.J. Haggerty** had back-to-back 30-point games against Tulsa (11/17/25) and Mississippi State (11/20/25), including a season-high 37 points vs. the Bulldogs. The 37 points are the most scored under **Jerome Tang** and the most since **Barry Brown Jr.** had 38 points vs. Oklahoma State on Jan. 10, 2018.

HAGGERTY HAS RARE 30-10 GAME

► Junior **P.J. Haggerty** had 31 points and a career-tying 10 rebounds vs. Tulsa (11/17/25) to become the first Wildcat since **Michael Beasley** in 2008 to post a rare 30-point, 10-rebound double-double.

TRIO OF 'CATS POST 20-POINT GAMES

► K-State had 3 players record 20-point games in the win over Cal (11/13/25), as junior **P.J. Haggerty** led the way with 23 points to go with 21 from senior **Khamari McGriff** and 20 from senior **Nate Johnson**. The trio is the first to each have 20-point games since **Dean Wade** (34 points), **Kamau Stokes** (23 points) and **Barry Brown Jr.** (21 points) did it against Iowa State on Dec. 29, 2017.

LAST TIME OUT  
K-STATE 90, BAYLOR 74

► Junior **P.J. Haggerty** and senior **Nate Johnson** became the first Wildcat duo to each record a 30-point game since 2008, as K-State led from start to finish in a 90-74 win in interim coach **Matthew Driscoll's** debut on Tuesday before 6,789 fans at Bramlage Coliseum.

► Haggerty (34 points) and Johnson (33 points) combined for 67 of the Wildcats' 90 points on 26-of-39 (66.7 percent) shooting from the field, including 6-of-10 from 3-point range. They are the first duo to go for 30 or more points since **Michael Beasley** (44 points) and **Bill Walker** (31 points) accomplished the feat at Baylor on Feb. 23, 2008.

► In addition to his career-high 33 points, Johnson dished out a game-high 9 assists to go with a game-best 6 steals and 5 rebounds in playing nearly 39 minutes. He went 11-of-16 from the field, including 5-of-8 from 3-point range, and made all 6 of his free throws. Haggerty knocked down 15 field goals for the second time this season, as he posted his fifth 30-point game of the season, which ties for the most since 2007-08.

► The win snapped K-State's 6-game losing streak, as Driscoll defeated his close friend and former boss **Scott Drew** in their first matchup. Driscoll is just the second interim coach in school history to win his debut and the first in nearly 20 years when **Jimmy Elgas** led the Wildcats to a 66-63 win over Iowa State on Feb. 8, 2006 in place of **Jim Woolridge**.

► All 11 wins by K-State (11-15, 2-11 Big 12) this season have come when scoring 80 or more points.

► The Wildcats shot 50 percent or better from the field for the 10th time this season, hitting on 56.7 percent (34-of-60) from the field, including 47.1 percent (8-of-17) from 3-point range, while making 82.4 percent (14-of-17) from the line.

► While the offense got a majority of the headlines, it was the defense that propelled the Wildcats to their first victory in nearly a month, as they held the Bears to 40 percent (26-of-70) shooting, including just 12.5 percent (3-of-24) from 3-point range, while forcing 19 turnovers.

QUOTING MATTHEW DRISCOLL

I had a feeling at the end of the night, no matter the outcome, then it was going to hit me, and it was going to be a little bit different.

NON-CONFERENCE BREAKDOWN

NET Ranking (as of Feb. 20): 96

Quad 1: 1-10 ■ Quad 2: 4-4 ■ Quad 3: 1-1 ■ Quad 4: 5-0

Team	Current Record	NET	Date/Result
UNC GREENSBORO	12-16	297	W, 93-64
BELLARMINE	11-16	285	W, 98-71
CALIFORNIA	18-8	62	W, 99-96
TULSA	21-6	55	W, 84-83
vs. Mississippi State	13-13	90	W, 98-77
vs. Nebraska	22-4	11	L, 85-86
@Indiana	17-9	32	L, 69-86
BOWLING GREEN	16-11	148	L, 66-82
SETON HALL	18-9	51	L, 67-78
MISSISSIPPI VALLEY	1-26	365	W, 108-49
@Creighton	14-13	74	W, 83-76
SOUTH DAKOTA	14-14	283	W, 106-76
ULM	4-24	356	W, 94-85

\*records and rankings as of Feb. 20

■ HOW THE 'CATS WERE BUILT

'CATS WELCOME 10 NEWCOMERS, INCLUDING 5 DIVISION I TRANSFERS

- ▶ K-State brought in one of the top transfer classes with 10 newcomers, including 5 Division I transfers, 4 players from the international ranks and 1 true freshman. The class has been rated nationally as high as No. 4 by 247Sports and No. 20 by On3.
- ▶ Among the 10 newcomers are 5 Division I transfers, including **Abdi Bashir Jr.** (Monmouth), **P.J. Haggerty** (Memphis), **Marcus Johnson** (Bowling Green), **Nate Johnson** (Akron) and **Khamari McGriff** (UNC Wilmington). Haggerty, N. Johnson and McGriff were on teams that advanced to the NCAA Tournament in 2024-25.
- ▶ The 4 international additions include the school's first-ever players from Italy (**Dorin Buca**), Serbia (**Andrej Kostic**) and Germany (**Elias Rapieque**). The fourth international player - **Stephen Osei** - from Toronto played at the junior college level at Casper College in Wyoming.
- ▶ Haggerty is coming off a career year at Memphis, in which, he became the first Tiger since 2008 to be named an AP All-American while earning consensus Second Team All-American honors. The AAC Player of the Year ranked third nationally in both scoring (21.7 ppg.) and total points (759).
- ▶ Johnson became the first Akron player to be named both the MAC Player and Defensive Player of the Year in the same season and the first since Ball State's **Bonzi Wells** in 1998.
- ▶ Bashir was one of the top scorers in the NCAA in 2024-25, leading the CAA in scoring at 20.1 points per game while leading the nation in 3-point field goals per game (3.85) and second in total 3-pointers (127).
- ▶ McGriff was one of the top sixth men in the CAA at UNC Wilmington, where he was part of 99 wins and 3 conference championships.
- ▶ A member of the German U18 and U20 National Teams, Rapieque played in 53 games with ALBA Berlin in 2024-25 between the EuroLeague (27 games) and the German Basketball Bundesliga (26 games).
- ▶ Kostic was a member of the Serbia U18 and U19 National Teams, winning the gold medal at the 2023 European U18 Championship and the silver medal at the 2024 European U18 Championship.
- ▶ The lone freshman - **Exavier Wilson** - was a 3-time all-state selection and scored more than 1,700 career points in his prep career.

■ NON-CONFERENCE SUCCESS

Year	Overall	Home	Bramlage
2006-07	11-4	7-0	7-0
2007-08	10-4	8-1	7-1
2008-09	12-3	11-0	10-0
2009-10	13-1	9-0	8-0
2010-11	12-3	9-1	8-1
2011-12	11-1	7-0	6-0
2012-13	11-2	9-0	8-0
2013-14	10-3	7-1	7-1
2014-15	7-6	6-2	5-2
2015-16	11-2	8-0	8-0
2016-17	11-2	8-0	8-0
2017-18	11-2	8-1	8-0
2018-19	10-3	7-0	6-0
2019-20	7-6	6-2	6-1
2020-21	4-5	4-5	4-5
2021-22	8-5	6-1	6-1
2022-23	12-1	8-0	7-0
2023-24	10-3	8-1	7-1
2024-25	7-6	4-2	4-1
2025-26	9-4	7-2	7-2
<b>Total</b>	<b>197-66</b>	<b>153-20</b>	<b>137-16</b>
	<b>(.748)</b>	<b>(.884)</b>	<b>(.895)</b>

SUCCESS IN NON-CONFERENCE PLAY

- ▶ K-State has posted a 197-66 (.748) record in non-conference play since the 2006-07 season. During that span, the Wildcats have a 153-20 (.884) mark at home venues (includes games played at Bramlage Coliseum, INTRUST Bank Arena in Wichita and the T-Mobile Center in Kansas City) in non-conference play, including a 137-16 (.895) mark at Bramlage Coliseum.
- ▶ K-State's 12-1 non-conference mark in 2022-23 was the best since the 2009-10 team went a program-best 13-1. The 94-85 win over ULM on Dec. 28 gave the Wildcats their third-best non-conference record (9-4) in the past 7 seasons.

1750 WINS AND COUNTING

- ▶ K-State is one of the winningest programs in Division I history, as the Wildcats have posted a 1,766-1,270 (.581) all-time record which includes 32 NCAA Tournament appearances and 21 conference championships. The 1,766 wins are the 43rd-most in Division I history (one shy of Virginia in 42nd), including the seventh-most among current Big 12 schools.

DRISCOLL NAMED INTERIM HEAD COACH

- ▶ Veteran head coach **Matthew Driscoll** was named interim head coach on February 15 after the university parted ways with fourth-year head coach **Jerome Tang**. This is the first time K-State has relieved a sitting head coach with games still left in the regular season.
- ▶ The winningest coach in both North Florida and Atlantic Sun Conference history during a 16-year stint (2009-25) with the Ospreys, Driscoll joined the staff on May 23. He won 248 games at North Florida, including 144 in ASUN play, while guiding the school to 3 regular-season championships and the league's tournament championship and a NCAA Tournament bid in 2015.
- ▶ This is the fifth instance in school history where an interim head coach has been used to replace a sitting head coach. However, the previous four such scenarios involved health situations.
- ▶ Assistant coach **Darryl Winston** served as interim head coach for the last 15 games of the 1984-85 season after **Jack Hartman** suffered a heart attack. Winston posted a 5-10 record and Hartman returned for the 1985-86 season.
- ▶ Assistant coach **Jimmy Elgas** served as interim head coach for 2 games during the 2005-06 season after **Jim Wooldridge** underwent neck surgery, posting a 1-1 record. Wooldridge returned to coach the last 7 games.
- ▶ Most recently, **Bruce Weber** missed 2 games during the 2021-22 season due to COVID-19 health and safety protocols with assistant coach **Shane Southwell** serving as interim head coach vs. Texas on Jan. 4, 2022 while assistant coach **Jermaine Henderson** served as interim coach at West Virginia on Jan. 8, 2022.

BAYLOR NORTH

- ▶ The K-State coaching staff has a number of ties to the Baylor program, including current interim head coach **Matthew Driscoll** and assistant coach **Bill Peterson**. Driscoll was part of **Scott Drew's** first staff from 2003-09, while Peterson helped the Bears to the 2021 NCAA title while on staff from 2017-22.
- ▶ Driscoll and Peterson aren't the only K-State staffers with Baylor ties, as director of player development **Austin Carpenter** was a graduate assistant for Tang with the Bears from 2020-22, while current graduate assistants **Henry Dugat** and **Mark Vital Jr.** are among the best players in Baylor history.
- ▶ Dugat is one of five players known as "The Foundation" that was inducted into the Baylor Athletics Hall of Fame in 2021. He was part of Drew's first two recruiting classes that led to Bears' historic turnaround. He still ranks in the top 20 all-time in program history with 1,229 career points.
- ▶ Vital was a 3-time All-Big 12 selection and a member of Baylor's 2021 National Championship team, playing in 126 games with 105 starts.

NATIONAL POLLS

THE ASSOCIATED PRESS POLL

Updated: Feb. 16, 2026

Rank	School	Record	Points	Prv
1.	Michigan (60)	24-1	1524	2
2.	<b>Houston (1)</b>	<b>23-2</b>	<b>1402</b>	<b>3</b>
3.	Duke	23-2	1397	4
4.	<b>Arizona</b>	<b>23-2</b>	<b>1358</b>	<b>1</b>
5.	UConn	24-2	1318	6
6.	<b>Iowa State</b>	<b>22-3</b>	<b>1212</b>	<b>5</b>
7.	Purdue	21-4	1042	13
8.	<b>Kansas</b>	<b>19-6</b>	<b>1011</b>	<b>9</b>
9.	<b>Nebraska</b>	<b>22-3</b>	<b>982</b>	<b>7</b>
10.	Illinois	21-5	938	8
11.	Gonzaga	25-2	903	12
12.	Florida	19-6	895	14
13.	<b>Texas Tech</b>	<b>19-6</b>	<b>822</b>	<b>16</b>
14.	Virginia	22-3	730	15
15.	Michigan State	20-5	681	10
16.	North Carolina	20-5	594	11
17.	St. John's	20-5	590	17
18.	Saint Louis	24-1	468	18
19.	Vanderbilt	21-4	449	19
20.	Arkansas	19-6	387	21
21.	Louisville	19-6	263	24
22.	Miami (Ohio)	25-0	238	23
23.	<b>BYU</b>	<b>19-6</b>	<b>214</b>	<b>22</b>
24.	Wisconsin	18-7	109	—
25.	Alabama	18-7	104	—

Other receiving votes: Clemson 55, Utah State 45, Tennessee 36, Villanova 29, Kentucky 15, Miami 10, Saint Mary's 3, VCU 1.

USA TODAY COACHES POLL

Updated: Feb. 16, 2026

Rank	School	Record	Points	Prv
1.	Michigan (31)	24-1	775	2
2.	<b>Houston</b>	<b>23-2</b>	<b>719</b>	<b>3</b>
3.	Duke	23-2	695	6
4.	<b>Arizona</b>	<b>23-2</b>	<b>670</b>	<b>1</b>
5.	UConn	24-2	663	5
6.	<b>Iowa State</b>	<b>22-3</b>	<b>624</b>	<b>4</b>
7.	Purdue	21-4	542	12
8.	Gonzaga	25-2	500	11
9.	<b>Nebraska</b>	<b>22-3</b>	<b>497</b>	<b>8</b>
10.	Illinois	21-5	491	7
11.	Florida	19-6	471	14
12.	<b>Kansas</b>	<b>19-6</b>	<b>445</b>	<b>9</b>
13.	<b>Texas Tech</b>	<b>19-6</b>	<b>423</b>	<b>16</b>
14.	Virginia	22-3	388	15
15.	Michigan State	20-5	349	10
16.	St. John's	20-5	315	17
17.	Arkansas	19-6	247	21
18.	Vanderbilt	21-4	244	20
19.	Saint Louis	24-1	233	19
20.	North Carolina	20-5	200	13
21.	Louisville	19-6	159	23
22.	<b>BYU</b>	<b>19-6</b>	<b>114</b>	<b>22</b>
23.	Miami (Ohio)	25-0	90	24
24.	Clemson	20-6	68	18
25.	Wisconsin	18-7	36	—

Other receiving votes: Alabama 32, Villanova 30, Utah State 20, Tennessee 19, Iowa 7, Kentucky 6, Saint Mary's 2, Miami 1.

TRACKING K-STATE IN THE POLLS

	AP	Coaches
Pre	rv	rv
11/10	rv	rv
11/17	rv	—
11/24	—	—
12/1	—	—
12/8	—	—
12/15	—	—
12/22	—	—
12/29	—	—
1/5	—	—
1/12	—	—
1/19	—	—
1/26	—	—
2/2	—	—
2/9	—	—
2/16	—	—
2/23	—	—
3/2	—	—
3/9	—	—
Final	—	—

WILDCATS VS. RANKED TEAMS

K-State has played over 400 games vs. ranked teams in their history, posting a 138-304 (.316) record, including 28-87 (.248) vs. the top-5, 56-154 (.272) vs. the top-10 and 80-215 (.275) vs. top-15.

K-State has 45 wins vs. ranked foes in the last 13 seasons, including 17 vs. the top 10 (one over No. 1), and 34 Top 25 wins at home.



# PLAYER NOTES

## HAGGERTY AMONG THE BEST

► Junior **P.J. Haggerty** is among the best players to transfer to K-State, as he is coming off a career-best year in 2024-25, in which, he became the first Memphis Tiger since 2008 to be named an AP All-American while becoming the first Division I player to average at least 21.5 points, 5.5 rebounds, 3.5 assists and 1.5 steals per game to go with 6.5 free throws per game since **Ja Morant** in 2018-19. He is the only Division I player to average at least 21 points, 5.0 rebounds, 4 assists and 1.0 steals per game in each of the last 3 seasons.

► Haggerty was a consensus Second Team All-American in his lone season at Memphis, while was just the second Tiger to be named the AAC Player of the Year as well as Most Outstanding Player at the AAC Tournament. He was also a finalist for the Jerry West Shooting Guard of the Year Award.

► Haggerty, who has also made stops at TCU (2022-23) and Tulsa (2023-24), reached a milestone at No. 3/3 Houston (2/14/26), as he became the fifth current Division I player to eclipse 2,000 points, joining Gonzaga's **Graham Ike**, Indiana's **Tucker DeVries**, Oklahoma's **Nijel Pack** and SMU's **Jaron Pierre Jr.** He has scored in double figures in 90 of 98 career games with 34 games of 25 or more points, including nine 30-point games and one 40-point game.

► The No. 2 scorer nationally at 23.7 points per game, who also ranks second in points (617), field goals made (229) and attempted (464), posted his fifth game of 30 or more points vs. Baylor (2/17/26), including his 20th game of 20 or more points, which is the most in a single season since **Michael Beasley** in 2007-08.

► Haggerty is the first Wildcat to score in double figures in the first 26 games since **Jacob Pullen** in 2009-10, while his 617 points are second to **Michael Beasley's** 678 in 2007-08. Of his 26 double-digit scoring games, he has 20 20-point games, which is the fifth-most in a single season.

► Haggerty's 34 points vs. Baylor (2/17/26) tied for the 10th-most by a Wildcat in a Big 12 game. He made 15 field goals for the second time this season, as he made 15-of-23 attempts to go with 5 rebounds, 3 assists and 2 steals. His 5 30-point game this season are the most since Beasley had 13 in 2007-08.

## ACTIVE CAREER POINTS IN DIVISION I

- Graham Ike, Gonzaga (2,436 points in 139 games)
- Tucker DeVries, Indiana (2,345 points in 138 games)
- Nijel Pack, Oklahoma (2,164 points in 148 games)
- **P.J. Haggerty, K-State (2,050 points in 98 games)**
- Jaron Pierre Jr., SMU (2,050 points in 144 games)
- Bruce Thornton, Ohio State (2,005 points in 128 games)
- Honor Huff, West Virginia (1,874 points in 129 games)
- Robbie Avila, Saint Louis (1,873 points in 128 games)
- Lamar Wilkinson, Indiana (1,872 points in 121 games)
- Boopie Miller (1,858 points in 122 games)

## BASHIR OUT 4-6 WEEKS

► K-State received some unfortunate news on Jan. 19 when junior **Abdi Bashir Jr.** underwent foot surgery to repair a stress fracture. He is expected to miss 4-6 weeks. He is the Wildcats' second-leading scorer at 13.2 points per game, while he ranks among the top-20 in most 3-point categories nationally.

## BASHIR GOOD FROM 3

► Junior **Abdi Bashir Jr.** is among the best 3-point shooters in the nation, as he ranked fifth in 3-point field goals/game (3.72), fifth in total 3-pointers (67) and 14th in 3-point percentage (44.4) before going down with an injury on Jan. 19. Last year, he led the NCAA in 3-point field goals/game (3.85) while he was second in 3-point field goals (127) and 3-point field goals attempted (332).

► Bashir has made 245 3-point field goals in his 84-game college career on 39.9 percent shooting, which is nearly 4 made 3-pointers per game. He leads the team with 67 makes so far this season on 44.4 percent shooting. His 7 made 3-pointers vs. Nebraska (11/21/25) tied for the sixth-most ever in a game while he has at least 2 3-pointers in 16 of 18 games with 4 or more in 10 games.

► Bashir eclipsed 1,000 career points with his second of 6 made 3-pointers in his hometown of Omaha in the win at Creighton (12/13/25). He has scored in double figures in 14 of 18 games, including a high of 26 points vs. Nebraska.

## JOHNSON IS MR. EVERYTHING

► Senior **Nate Johnson** has impacted the Wildcats in a number of areas, as the transfer ranks first in assists (119), steals (57) and free throw percentage (86.8), second in 3-pointers (51) and rebounding (4.8 rpg.) and third in scoring (12.0 ppg.). He is the only Big 12 player averaging a stat line of at least 12.0 points, 4.5 rebounds, 4.0 assists and 2.0 steals per game.

► Johnson became the first Wildcat to ever post a stat line of at least 30 points, 9 assists and 6 steals vs. Baylor (2/17/26), as he poured in a career-high 33 points to go with 9 assists, 6 steals and 5 rebounds in 39 minutes.

► Johnson has posted 16 double-digit scoring games this season, including 20-point games vs. UNC Greensboro (11/4/25) and California (11/13/25). He has recorded 4 games of 8 or more rebounds, 9 games of 5 or more assists and 9 games of 3 or more steals. He posted his third career double-double and his second this year with 12 points and 10 rebounds at No. 3/3 Houston (2/14/26).

## CASTILLO'S IMPROVEMENT

► Junior **David Castillo** has made one of the biggest jumps in production this season, as he ranks fourth on the team in scoring (11.2 ppg.) while connecting on 42.1 percent (104-of-247) from the field, including 37.5 percent (51-of-136) from 3-point range, and 80.5 percent (33-of-41) from the free throw line.

► Castillo has more than tripled his point total (77 to 292) from his freshman year, while also posting 13 double-digit scoring games.

## MANNING IS THE MAN

► Junior **Taj Manning's** patience is finally paying off, as the longest tenured Wildcat is finally making an impact on the court. With injuries in the frontcourt, he has averaged 20.4 minutes in the last 19 games with starts in 11 of the last 13 games, including in each of the last 10 games. In that span, he is averaging 4.8 points on 47 percent (31-of-66) shooting with 6.0 rebounds per game.

► Manning has made a particular impact on the rebounding end, where 110 of his 116 rebounds this season have come in the last 19 games with a career-high 9 at West Virginia (1/27/26) and vs. Cincinnati (2/11/26). He tied his career-high with 10 points at No. 3/3 Houston (2/14/26) to go with 10 vs. UCF (1/14/26).

## SITUATIONAL STATS

	25-26
Overall	11-15
Big 12 play	2-11
At Home	9-7
At Bramlage Coliseum	8-7
On the Road	1-7
At Neutral Sites	1-1
In Overtime	0-0
vs. Top 25 teams	0-6
vs. Top 10 teams	0-4
In games decided by 3 points or less	3-4
In games decided by 4-5 points	0-1
In games decided by 6-10 points	2-2
In games decided by 11-19 points	1-4
In games decided by 20 or more points	5-4
Scoring first	7-6
Leading at the Half	10-2
Tied at the Half	0-0
Trailing at the Half	1-13
K-State shoots 50% or better	8-2
K-State shoots less than 50%	3-13
K-State shoots better than opponent	10-2
Opponent shoots 50% or better	1-5
Opponent shoots less than 50%	10-10
K-State out-rebounds opponent	8-2
Opponent out-rebounds K-State	3-12
K-State shoots 70% or better from FT Line	9-7
K-State has more FT attempts	2-3
Opponent has more FT attempts	5-12
K-State shoots 40% or better from 3-pt range	9-4
K-State makes at least 6 3-pt FGs	10-14
K-State has more turnovers than opponent	3-9
K-State has less turnovers than opponent	5-6
K-State equals opponent in turnovers	3-0
K-State scores 100-plus points	2-0
K-State scores 90-99 points	6-0
K-State scores 80-89 points	3-4
K-State scores 70-79 points	0-3
K-State scores 60-69 points	0-7
K-State scores 50-59 points	0-1
K-State scores less than 50 points	0-0
Opponent scores 100-plus points	0-1
Opponent scores 90 or more points	1-2
Opponent scores 80-89 points	2-9
Opponent scores 70-79 points	6-2
Opponent scores 60-69 points	1-0
Opponent scores 50-59 points	0-1
Opponent scores less than 50 points	1-0
K-State has 2 in double figures	1-4
K-State has 3 in double figures	4-5
K-State has 4 in double figures	5-4
K-State has 5 in double figures	1-1
K-State has 6 in double figures	0-0

## HAGGERTY, JOHNSON RECORD SPECIAL PERFORMANCES VS. BAYLOR



► Junior **P.J. Haggerty** and senior **Nate Johnson** became the fifth Big 12 duo and the first Wildcat tandem since 2008 to each record a 30-point game, as K-State snapped a 6-game losing streak with a 90-74 wire-to-wire win over Baylor in interim coach **Matthew Driscoll's** debut on Tuesday.

► Haggerty (34 points) and Johnson (33 points) combined for 67 of the 90 points on 26-of-39 shooting from the field, including 6-of-10 from 3-point range. They are the first duo to go for 30 or more points since **Michael Beasley** (44 points) and **Bill Walker** (31 points) accomplished the feat at Baylor on Feb. 23, 2008. It is just the third such game in school history, as **Curtis Redding** and **Mike Evans** had 37 and 31 points vs. Arizona State on Dec. 14, 1977.

► The 67 combined points are the fourth-most by two Wildcats in school history, and the most since Beasley and Walker combined for 75 points, and the second-most by a duo at Bramlage Coliseum behind the 77 by **Askia Jones** (62 points) and **Anthony Beane** (15 points) vs. Fresno State in 1994.

## BIG 12 DUOS WITH 30-POINT GAMES

- Clarence Gilbert (43)/Kareem Rush (31), Missouri vs. Iowa State, Jan. 13, 2001
- Mario Boggan (36)/James On Curry (31), OSU vs. Southern OSU, Jan. 2, 2007
- Michael Beasley (44)/Bill Walker (31), K-State vs. Baylor, Feb. 23, 2008
- AJ Dybantsa (36)/Rob Wright (30), BYU vs. Baylor, Feb. 10, 2026
- **P.J. Haggerty (34)/Nate Johnson (33), K-State vs. Baylor, Feb. 27, 2026**

► Haggerty recorded his fifth 30-point game, as he scored his 34 points on 15-of-23 field goals, including 1-of-2 from beyond the arc, and 3-of-4 free throws to go with 5 rebounds, 3 assists and 2 steals in 38 minutes. His 5 30-point games are the fifth-most in a single season behind **Michael Beasley** (13, 2007-08), **Bob Boozer** (7, 1958-59), **Norris Coleman** (7, 1985-86) and **Mitch Richmond** (6, 1987-88).

► In addition to his career-high 33 points, Johnson dished out a game-high 9 assists to go with a game-best 6 steals and 5 rebounds in playing nearly 39 minutes. He scored his 30 points on 11-of-16 field goals, including 5-of-8 from 3-point range, and a perfect 6-of-6 effort from the free throw line. He is the first Wildcat to post such a stat line in school history and the seventh Division I player to do it according to STATHEAD by Basketball Reference.

## DIVISION I PLAYERS WITH AT LEAST 30 POINTS, 9 ASSISTS, 6 STEALS

- Anderson Hunt (30 points, 13 assists, 6 steals), UNLV vs. Loyola Marymount, 1990
- Tim Smith (37 points, 9 assists, 8 steals), ETSU at Campbell, 2006
- David Holston (34 points, 10 assists, 7 steals), Chicago State vs. BCU, 2008
- Jonny Flynn (34 points, 11 assists, 6 steals), Syracuse vs. UConn, 2009
- D.J. Cooper (43 points, 13 assists, 8 steals), Ohio at SBU, 2010
- Caleb Fields (34 points, 11 assists, 8 steals), Ark. St. vs. Texas St., 2024
- **Nate Johnson (33 points, 9 assists, 6 steals) vs. Baylor, 2026**

# AROUND THE

## ■ BIG 12 PLAYERS OF THE WEEK

	Player	Newcomer
Nov. 10	Koa Peat, UofA Christian Anderson, TxDtech	Koa Peat, UofA
<i>Starting Five - Anderson, Peat, AJ Dybantasa, Baba Miller, Darryn Peterson</i>		
Nov. 17	Kingston Flemings, UH	Kingston Flemings, UH
<i>Starting Five - Flemings, AJ Dybantasa, Tamin Lipsey, Flory Bidunga, JT Toppin</i>		
Nov. 24	<b>P.J. Haggerty, K-State</b> Koa Peat, UofA	
<i>Starting Five - Haggerty, Peat, Jaden Bradley, Jamichael Stillwell, Tamin Lipsey</i>		
Dec. 1	Joshua Jefferson, ISU	Moe Odum, ASU
<i>Starting Five - Jefferson, Odum, Cameron Carr, Flory Bidunga, Brock Harding</i>		
Dec. 8	Milan Momcilovic, ISU	Tounde Yessoufou, BU
<i>Starting Five - Momcilovic, Yessoufou, Kingston Flemings, Parsa Fallah, Christian Anderson</i>		
Dec. 15	Melvin Council Jr., KU	Melvin Council Jr., KU
<i>Starting Five - Council, Braden Burries, AJ Dybantasa, JT Toppin, Honor Huff</i>		
Dec. 22	Christian Anderson, TxDtech	LeJuan Watts, TxDtech
<i>Starting Five - Anderson, Watts, Tounde Yessoufou, AJ Dybantasa, Kingston Flemings</i>		
Dec. 30	AJ Dybantasa, BYU	AJ Dybansta, BYU
<i>Starting Five - Dybantasa, Tounde Yessoufou, Baba Miller, Joshua Jefferson, Christian Anderson</i>		
Jan. 5	JT Toppin, TxDtech	AJ Dybansta, BYU
<i>Starting Five - Toppin, Dybansta, Riley Kugel, Joshua Jefferson, Milan Momcilovic</i>		
Jan. 12	Richie Saunders, BYU	Honor Huff, WVU
<i>Starting Five - Saunders, Huff, Massamba Diop, Kingston Flemings, Darryn Peterson</i>		
Jan. 19	JT Toppin, TxDtech	Darryn Peterson, KU
<i>Starting Five - Toppin, Peterson, Jaden Bradley, Themus Fulks, Baba Miller</i>		
Jan. 26	JT Toppin, TxDtech	AJ Dybansta, BYU
<i>Starting Five - Dybantasa, Toppin, Kingston Flemings, Milan Momcilovic, Xavier Edmonds</i>		
Feb. 2	Brayden Burries, UofA	Brayden Burries, UofA
<i>Starting Five - Burries, Richie Saunders, Themus Fulks, Tamin Lipsey, Bryson Tiller</i>		
Feb. 9	Flory Bidunga, KU	AJ Dybansta, BYU
<i>Starting Five - Bidunga, Dybansta, Cameron Carr, Kingston Flemings, Xavier Edmonds</i>		
Feb. 16	JT Toppin, TxDtech	AJ Dybansta, BYU
<i>Starting Five - Toppin, Dybansta, Tonde Yessoufou, Rob Wright, Emanuel Sharp</i>		
Feb. 23		
<i>Starting Five -</i>		
Mar. 2		
<i>Starting Five -</i>		
Mar. 9		
<i>Starting Five -</i>		

## ■ BIG 12 PRESEASON POLL

Team (First-place Votes)	Points
1. Houston (14)	224
2. BYU (1)	204
3. Texas Tech	200
4. Arizona (1)	179
5. Iowa State	170
6. Kansas	163
7. Baylor	137
8. Cincinnati	120
<b>9. K-STATE</b>	<b>117</b>
10. TCU	90
11. West Virginia	79
12. Oklahoma State	77
13. Utah	50
14. UCF	39
15. Colorado	37
16. Arizona State	34

### Preseason All-Big 12 First Team

\*AJ Dybantasa, BYU  
 Ritchie Saunders, BYU  
 Emanuel Sharp, Houston  
 Joseph Tugler, Houston  
 \*Milos Uzan, Houston  
 Tamin Lipsey, Iowa State  
 \*Darryn Peterson, Kansas  
**PJ Haggerty, K-State**  
 Christian Anderson, Texas Tech  
 \*JT Toppin, Texas Tech

### Preseason Speciality Awards

**Preseason Player of the Year:** JT Toppin, Texas Tech  
**Preseason co-Newcomer of the Year:** LeJuan Watts, Texas Tech  
**Freshman of the Year:** Darryn Peterson, Kansas

# BIG 12 STANDINGS

	SCHOOL	NET	W-L	Pct.	W-L	Pct.	H	A	N	Streak
(1)	Arizona	3	11-2	.846	24-2	.923	14-1	6-1	4-0	W1
—	Houston	7	11-2	.846	23-3	.885	13-0	5-2	5-1	L1
(3)	Iowa State	6	10-3	.769	23-3	.885	15-0	4-3	4-0	W2
—	Kansas	13	10-3	.769	20-6	.769	11-1	5-4	4-1	W1
(5)	Texas Tech	17	9-4	.692	19-7	.731	12-1	4-4	3-2	L1
(6)	BYU	21	7-6	.538	19-7	.731	10-2	3-4	6-1	L1
—	West Virginia	62	7-6	.538	16-10	.615	13-3	3-3	0-4	L1
—	UCF	46	7-6	.538	18-7	.720	13-3	3-4	2-0	W1
(9)	TCU	47	6-7	.462	16-10	.615	11-5	3-5	2-0	L1
—	Cincinnati	63	6-7	.462	14-12	.538	13-3	1-6	0-3	W3
(11)	Arizona State	67	5-8	.385	14-12	.538	8-5	2-6	4-1	L1
(12)	Oklahoma State	76	4-9	.308	16-10	.615	13-4	1-5	2-1	L4
—	Colorado	75	4-9	.308	14-12	.538	11-4	1-7	2-1	L2
(14)	Baylor	49	3-10	.231	13-13	.500	9-5	2-6	2-2	L4
(15)	K-STATE	<b>95</b>	<b>2-11</b>	<b>.154</b>	<b>11-15</b>	<b>.423</b>	<b>9-7</b>	<b>1-7</b>	<b>1-1</b>	<b>W1</b>
—	Utah	115	2-11	.154	10-16	.385	8-6	1-8	1-2	W1

# BIG 12 STAT RANKINGS

## Scoring

Player	G	FG	3FG	FT	Pts	AVG
1. Dybantasa, AJ - BYU	26	221	35	167	644	24.77
2. Haggerty, Pj - KState	26	229	36	123	617	23.73
3. Toppin, JT - TTU	25	234	16	62	546	21.84
4. Brown, Terrence - Utah	26	180	29	136	525	20.19
5. Anderson, Christian - TTU	25	156	88	76	476	19.04
6. Carr, Cameron - Baylor	26	166	56	103	491	18.88
7. Wright III, Robert - BYU	26	173	49	86	481	18.50
8. Yessoufou, Tounde - Baylor	26	176	44	78	474	18.23
9. Saunders, Richie - BYU	25	149	64	89	451	18.04
10. Momcilovic, Milan - IowaSt	26	157	99	54	467	17.96

## Rebounding

Player	G	Off	Def	Total	AVG
1. Toppin, JT - TTU	25	105	166	271	10.84
2. Miller, Baba - UC	24	59	190	249	10.38
3. Awaka, Tobe - UA	26	98	151	249	9.58
4. Bidunga, Flory - KU	26	76	163	239	9.19
5. Dawes, Keanu - Utah	26	57	180	237	9.12
6. Krivas, Motiejus - UA	26	79	146	225	8.65
7. Stillwell, Jamichael - UCF	23	78	104	182	7.91
8. Cenac Jr, Chris - UH	26	55	142	197	7.58
9. Jefferson, Joshua - IowaSt	26	52	144	196	7.54
10. Keita, Keba - BYU	24	62	110	172	7.17

## Scoring Offense

Team	G	W-L	Pts	AVG
1. Arizona	26	24-2	2281	87.73
2. BYU	26	19-7	2230	85.77
3. Oklahoma St.	26	16-10	2187	84.12
4. Iowa St.	26	23-3	2175	83.65
5. Baylor	26	13-13	2158	83.00
6. UCF	25	18-7	2044	81.76
7. Texas Tech	26	19-7	2117	81.42
8. Kansas St.	26	11-15	2095	80.58
9. Colorado	26	14-12	2081	80.04
10. TCU	26	16-10	2043	78.58
11. Arizona St.	26	14-12	2040	78.46
12. Houston	26	23-3	2024	77.85
13. Kansas	26	20-6	2009	77.27
14. Utah	26	10-16	1970	75.77
15. Cincinnati	26	14-12	1879	72.27
16. West Virginia	26	16-10	1809	69.58

## Scoring Defense

Team	G	Pts	AVG
1. Houston	26	1602	61.62
2. West Virginia	26	1655	63.65
3. Iowa St.	26	1680	64.62
4. Cincinnati	26	1741	66.96
5. Kansas	26	1769	68.04
6. Arizona	26	1783	68.58
7. Texas Tech	26	1881	72.35
8. TCU	26	1884	72.46
9. BYU	26	1938	74.54
10. Baylor	26	1993	76.65
11. UCF	25	1935	77.40
12. Colorado	26	2042	78.54
13. Utah	26	2044	78.62
14. Arizona St.	26	2046	78.69
15. Kansas St.	26	2091	80.42
16. Oklahoma St.	26	2114	81.31

## Team Summaries

Team	G	PF-PA	Avg score	Margin	FG-FGA	Pct.	3FG-FGA	Pct.	FT-FTA	Pct.	RebF	RebA	Margin
Arizona	26	2281-1783	87.7-68.6	+19.15	818-1618	.506	154-432	.356	491-673	.730	1135	814	+12.35
Arizona St.	26	2040-2046	78.5-78.7	-0.23	688-1534	.449	201-587	.342	463-617	.750	864	937	-2.81
BYU	26	2230-1938	85.8-74.5	+11.23	784-1624	.483	231-650	.355	431-579	.744	1020	889	+5.04
Baylor	26	2158-1993	83.0-76.7	+6.35	759-1597	.475	214-620	.345	426-584	.729	987	849	+5.31
Cincinnati	26	1879-1741	72.3-67.0	+5.31	668-1562	.428	219-680	.322	324-480	.675	965	905	+2.31
Colorado	26	2081-2042	80.0-78.5	+1.50	735-1566	.469	189-540	.350	422-562	.751	903	898	+0.19
Houston	26	2024-1602	77.8-61.6	+16.23	733-1621	.452	232-680	.341	326-424	.769	961	867	+3.62
Iowa St.	26	2175-1680	83.7-64.6	+19.04	787-1558	.505	235-590	.398	366-550	.665	946	787	+6.12
Kansas	26	2009-1769	77.3-68.0	+9.23	713-1514	.471	196-547	.358	387-505	.766	1011	934	+2.96
Kansas St.	26	2095-2091	80.6-80.4	+0.15	765-1660	.461	256-698	.367	309-433	.714	902	956	-2.08
Oklahoma St.	26	2187-2114	84.1-81.3	+2.81	759-1638	.463	202-590	.342	467-636	.734	981	965	+0.62
TCU	26	2043-1884	78.6-72.5	+6.12	711-1570	.453	193-581	.332	428-603	.710	931	874	+2.19
Texas Tech	26	2117-1881	81.4-72.3	+9.08	751-1619	.464	296-760	.389	319-449	.710	979	890	+3.42
UCF	25	2044-1935	81.8-77.4	+4.36	739-1566	.472	206-553	.373	360-479	.752	929	804	+5.00
Utah	26	1970-2044	75.8-78.6	-2.85	697-1543	.452	207-589	.351	369-509	.725	902	937	-1.35
West Virginia	26	1809-1655	69.6-63.7	+5.92	629-1418	.444	203-607	.334	348-517	.673	908	843	+2.50

■ BIG WINS AT BRAMLAGE COLISEUM

Most memorable wins since the arena's opening in 1988.

**Nov. 26, 1988 - K-State 81, Purdue 77**

First-ever game in Bramlage Coliseum

**First Points Scored by a Wildcat**

**Steve Henson**, 3-pointer vs. Purdue (18:53 of first half)

**Jan. 14, 1989 - No. 16 Kansas 75, K-State 74**

The first overtime game in Bramlage Coliseum

**Mar. 1, 1989 - K-State 76, No. 7 Missouri 75**

The first Top 25 win at Bramlage Coliseum

**Jan. 16, 1990 - K-State 66, No. 3 Oklahoma 51**

The first Top 5 win at Bramlage Coliseum

**Feb. 8, 1990 - K-State 65, No. 1 Missouri 58**

The first win over a No. 1 team at Bramlage Coliseum

**Dec. 8, 1992 - K-State 73, Ohio 72**

The first overtime win at Bramlage Coliseum

**Jan. 5, 1993 - K-State 79, La Salle 59**

The 50th win at Bramlage Coliseum

**March 17, 1994 - K-State 78, Mississippi State 67**

The first postseason win at Bramlage Coliseum

**March 24, 1994 - K-State 115, Fresno State 77**

**Askia Jones** scores a school-record 62 points

**Nov. 22, 1997 - K-State 89, Long Beach State 50**

The 100th win at Bramlage Coliseum

**Dec. 23, 2000 - K-State 86, No. 19 Iowa 78**

K-State ends 8-game losing streak vs. Top 25 teams

**Feb. 12, 2002 - K-State 69, Texas A&M 38**

The 150th win at Bramlage Coliseum

**Feb. 8, 2006 - K-State 66, Iowa State 63**

The 200th win at Bramlage Coliseum

**Jan. 7, 2008 - K-State 85, Savannah State 25**

The fewest points allowed at Bramlage Coliseum

**Jan. 30, 2008 - No. 22 K-State 84, No. 2 Kansas 75**

The first win over Kansas at Bramlage Coliseum

**Dec. 8, 2009 - K-State 71, Xavier 56**

The 250th win at Bramlage Coliseum

**Jan. 18, 2010 - K-State 71, No. 1 Texas 62**

The second win over a No. 1 team at Bramlage Coliseum

**Feb. 14, 2011 - K-State 84, No. 1 Kansas 68**

The third win over a No. 1 team at Bramlage Coliseum

**Feb. 25, 2013 - No. 13 K-State 75, Texas Tech 55**

The 300th win at Bramlage Coliseum

**Feb. 6, 2016 - K-State 80, No. 1 Oklahoma 69**

The fourth win over a No. 1 team at Bramlage Coliseum

**Jan. 21, 2017 - K-State 79, No. 7 West Virginia 75**

The 350th win at Bramlage Coliseum

**March 9, 2019 - No. 18 K-State 68, Oklahoma 53**

K-State clinches a share of the Big 12 title

**Jan. 15, 2022 - K-State 62, No. 19 Texas Tech 51**

The 400th win at Bramlage Coliseum

**Nov. 7, 2022 - K-State 93, UTRGV 59**

**Jerome Tang's** first win at Bramlage Coliseum

**Jan. 17, 2023 - No. 13 K-State 83, No. 2 Kansas 82 (OT)**

The first OT win over Kansas at Bramlage Coliseum

**Dec. 1, 2024 - K-State 120, UAPB 73**

The most K-State points scored at Bramlage Coliseum

**Nov. 13, 2025 - K-State 99, California 96**

The most combined points in Bramlage Coliseum history

**Feb. 17, 2026 - K-State 90, Baylor 74**

The 450th win at Bramlage Coliseum



■ QUICK FACTS

**Opened:** Nov. 26, 1988

**Groundbreaking:** Oct. 18, 1986

**Capacity:** 11,010

**Original cost:** \$17.2 million

**Building:** The coliseum is named for the late 1935 K-State graduate and Junction City (Kan.) businessman

**Fred Bramlage**, who made the principle contribution.

**All-Time Record:** 450-160 (.740)

**Conference Record:** 182-128 (.590)

**Big 12 Record:** 151-103 (.598)

**Record vs. Top 25:** 54-78 (.412)

**Record vs. Ranked Big 12:** 50-75 (.403)

# BRAMLAGE COLISEUM

38th season [1988-present]

Now in its 38th season of hosting Wildcat men's basketball, the **Fred Bramlage Coliseum** has carved its own niche in K-State's colorful history of basketball homes. In keeping with the tradition established by Nichols Gymnasium (1910-50) and Ahearn Field House (1950-88), the arena has given the team a deafening, winning environment since its opening in 1988.

Dubbed the "Octagon of Doom," K-State has posted a 450-160 (.741) all-time mark in its current home, including an emotional 81-77 win over Purdue (led by alumnus **Gene Keady**) in the facility's debut on Nov. 26, 1988. The 450 victories are the most at a home venue for the Wildcats, surpassing the previous mark of 378 wins at Ahearn Field House (1950-88).

K-State has earned double-digit victories in 29 of its 37 seasons at Bramlage Coliseum, including a streak of 18 consecutive seasons from 2001-19. Three times Wildcat teams have set the single-season mark with 16 wins in the arena, which came in the 2008-09, 2010-11 and 2012-13 seasons. The 2010-11 team set the high mark for highest winning percentage (16-1; .941) in a single season, which was then matched by the 2012-13 squad. The team recorded a 15-1 mark at home in 2022-23, which tied for the fewest losses in arena history.

K-State's home court advantage has been even better since the 2001-02 season, as the Wildcats have compiled a 311-103 (.759) record at Bramlage Coliseum, which includes a 179-21 (.901) mark in non-conference play. Among those 311 victories are 132 in Big 12 play, including 42 against ranked conference foes. In the last 24 seasons, the school has posted double-digit wins 21 times with an average of just over 12 home wins (12.7) per season.

Wins over Top 25 teams have also been a regular occurrence at Bramlage Coliseum since its opening with 54 ranked opponents falling to K-State, including 23 Top 10 opponents. Four No. 1 teams have been defeated during the arena's history, including No. 1 Missouri in 1990, No. 1 Texas in 2010, No. 1 Kansas in 2011 and No. 1 Oklahoma in 2016. The Wildcats have beaten at least one Top 25 opponent at Bramlage Coliseum every season since 2009-10.

The three Top 10 wins (No. 9 Baylor, No. 4 Kansas and No. 6 Iowa State) at Bramlage Coliseum in 2024 were a first in the arena's history. It surpassed the mark of two Top 10 wins set four times (1989-90, 2007-08, 2013-14, 2022-23).

In addition to wins, Bramlage Coliseum has also played host to some of the biggest crowds in the history of K-State basketball. The Wildcats have averaged better than 12,000 fans in 10 seasons since the doors to the arena opened in 1988-89, including a program-best 12,978 fans during that inaugural season.

Nine of the school's Top 10 attendance averages have come since 2006-07.

K-State has ranked among the NCAA's Top 40 nationally in attendance 13 times in the last 19 seasons, including a program-best 24th in 2012-13 (12,528) and 25th in both 2007-08 (12,529) and 2011-12 (12,783). In addition, the program has been rated 26th in 2006-07 (12,301), 2010-11 (12,652) and 2014-15 (12,549), 29th in 2013-14 (12,125) and 2016-17, 31st in 2009-10 (11,884), 32nd (11,903) in 2015-16 and 35th in 2018-19 (10,640).

K-State was one of 22 schools nationally and one of four Big 12 schools (Arizona, Iowa State and Texas Tech) to have both its men's and women's programs finish in the Top 40 nationally in average attendance in 2023-24, as the Wildcats finished 19th in women's basketball attendance with an average of 5,531 fans. The Wildcat women hosted NCAA First/Second Round action for the first time since 2017, selling out the arena for their Second Round matchup with Colorado.

Seating changes and construction has reduced capacity over the years to its current total of 11,010 for the 2025-26 season. The Wildcats sold out eight games and ranked 23rd nationally in percentage capacity at 87.57% as well as 39th in average (9,596) and total attendance (163,135) in 2022-23.

# 4

Four No. 1 teams have gone down at Bramlage, including No. 1 Missouri in 1990, No. 1 Texas in 2010, No. 1 Kansas in 2011 and No. 1 Oklahoma in 2016.

# 54

K-State has defeated 54 ranked teams in the history of Bramlage Coliseum, including 51 ranked Big 12 foes.

# 311-103

K-State has tallied a 311-103 record at home since 2001-02, including 130 wins in Big 12 play. The 311 wins rank fourth among all Big 12 schools.

# 450

K-State has posted a 450-160 all-time record at Bramlage Coliseum since its opening in 1988-89. The 450 wins are the most at a home venue for the Wildcats.



# MATTHEW DRISCOLL

**INTERIM HEAD COACH**  
Slippery Rock '92

First Season at K-State [1-0]  
38th Season Overall [275-341]



Veteran coach **Matthew Driscoll**, who became the winningest coach in North Florida and Atlantic Sun Conference history during a 16-year stint (2009-25) with the Ospreys, was named interim head coach at Kansas State on February 15, 2026 after parting ways with **Jerome Tang**. Driscoll is in his first season as associate head coach after being hired by Tang on May 23, 2025.

A head coach for 20 seasons counting a four-year stint at Division III La Roche College in the mid-1990s, Driscoll has 275 career victories, including a school-record 248 at North Florida. In addition to being the winningest coach in Ospreys' history, he has the most wins (144) of any head coach in Atlantic Sun Conference (ASUN) history, boasting a career .550 winning percentage in league play. He won 15 or more games 10 times at UNF, while he finished .500 or better in ASUN play on 12 occasions. He owns the program's only three 20-win seasons, which includes 23 in 2014-15, 22 in 2015-16 and 21 in 2019-20.

Driscoll led the Ospreys to three regular-season ASUN championships (2015, 2016, 2020), while winning the league's tournament championship in 2015. He guided the school to three postseason appearances, including the school's first-ever trip to the NCAA Tournament in 2015 where they lost to Robert Morris in the First Four. The team went to NIT the following year in 2015-16, while they earned a bid to the CollegeInsider.com Tournament (CIT) before it was canceled in 2020 due to the COVID-19 pandemic.

Driscoll was three times selected as the ASUN Coach of the Year following his regular season championships in 2014-15, 2015-16 and 2019-20. He was also the 2015 NABC District 3 Coach of the Year following the Ospreys' historic 23-win campaign, in which, they won both the regular season and tournament titles before advancing to the school's first-ever NCAA Tournament appearance.

Driscoll's relationship with Tang dates back more than 20 years, as the two coached alongside each other for six seasons (2003-09) at Baylor as original members of head coach **Scott Drew's** staff. The pair were part of 81 wins at Baylor, helping Drew rebuild the Bears from scandal into their first NCAA Tournament bid in 20 years in 2007-08. Driscoll was named the fourth head coach in North Florida history on April 7, 2009.

The longest tenured head coach in UNF history, Driscoll's teams own every single season program record except for steals, while they produced 27 of the 50 all-time triple-digit scoring outputs. The Ospreys set the ASUN record for points in a game during a 114-111 double-overtime win at Lipscomb on Feb. 16, 2023. His teams led the nation in 3-point field goals/game (12.0 in 2023-24 and 12.8 in 2024-25) and 3-point attempts/game (33.2 in 2023-24 and 25.8 in 2024-25) in each of the last two seasons.

Driscoll coached 13 of the program's 18 1,000-point scorers, including the top-4 scorers and the only 2,000-point scorer in **Dallas Moore** (2,437; 2014-17).

Driscoll's 2014-15 team earned the school's first and only final Top 20 ranking in the *CollegeInsider.com* Mid-Major poll, while the Ospreys received their first-ever votes in The Associated Press (AP) poll this past season after road upset wins at South Carolina and Georgia Tech in November 2024. He guided them to five regular-season tournament titles (2009 South Mississippi Christmas Classic, 2010 and 2014 Cancun Challenge, 2012 Las Vegas Classic, 2015 Brooklyn Hoops Holiday Invitational) and their only four wins over Power 4 teams (Purdue in 2014-15, Illinois in 2015-16 and South Carolina and Georgia Tech in 2024-25).

Driscoll mentored two ASUN Players of the Year (**Dallas Moore** [2015-16, 2016-17], three ASUN Defensive Players of the Year (**Demarcus Daniels** [2014-15, 2015-16] and **Wajid Aminu** [2018-19]), one ASUN Newcomer of the Year (**Noah Horchler** [2017-18]), two ASUN Freshmen of the Year (**Dallas Moore** [2013-14], **Wajid Aminu** [2016-17]) and three ASUN Scholar-Athletes of the Year (**Trent Mackey** [2015-16], **JT Escobar** [2018-19], **Carter Hendricksen** [2020-21]). He also had 7 NABC All-District honorees, including First Teamers **Dallas Moore** (2015-16, 2016-17) and **Chaz Lanier** (2023-24).

Overall, Driscoll coached 19 ASUN all-conference selections, including 10 on the First Team, to go along with 11 All-Tournament and nine All-Freshmen picks. He also had 37 ASUN Players of the Week and 24 Newcomers of the Week. In addition to 16 ASUN All-Academic selections and 120 Academic Honor Roll members, he graduated every player who completed their career at UNF.

Driscoll's success is all the more impressive considering UNF is one of the youngest athletics programs in the country, having only started athletics in 1983 at the NAIA level before joining the Division II ranks in 1993 and eventually moving to Division I and Atlantic Sun Conference in 2005. The school only became eligible for the NCAA Tournament in his first season in 2009-10.

Driscoll spent 6 seasons on staff at Baylor (2003-09), where he helped the Bears develop from an 8-win team in their first season to a then school-record 24 wins in 2008-09. This came as the staff was hamstrung by NCAA penalties from the previous coaching staff, including a ban from non-conference games in 2005-06.

Driscoll spent seven weeks on Drew's staff at Valparaiso before making the move to Baylor. He joined the Crusaders after a 5-year stint (1998-2003) at Clemson working for head coach **Larry Shyatt**. He also worked as Shyatt's assistant at Wyoming in 1997-98, helping the Cowboys to a pair of top-10 upsets.

Driscoll earned his first head coaching position at Division III La Roche College in McCandless Township, Pa., from 1993-97, guiding the RedHawks to 26 wins. He coached the school's all-time leading scorer **Chuck Cieslak**, who was inducted into La Roche's Hall of Fame in 2012. He began his coaching career in 1988 when he served as the head coach of his high school alma mater Northgate High School in Pittsburgh.

## MATTHEW DRISCOLL FILE

<b>Experience</b>	38th year [First at K-State]
<b>Date Hired</b>	February 15, 2026
<b>Birthdate</b>	December 14, 1964 [61]
<b>Hometown</b>	Pittsburgh, Pa.
<b>Wife</b>	Carrie
<b>Children</b>	Sons Chase and Paxton

### EDUCATION

► Slippery Rock University '92 [B.A., Education]

### COACHING EXPERIENCE

- Northgate High School, Head Coach [1988-90]
- Butler County [Pa.] Community College, Assistant Coach [1990-91]
- Seneca Valley [Pa.] High School, Assistant Coach [1991-92]
- Slippery Rock, Assistant Coach [1992-93]
- LaRoche [Pa.] College, Head Coach [1993-97]
- Wyoming, Assistant Coach [1997-98]
- Clemson, Assistant Coach [1998-2003]
- Valparaiso, Assistant Coach [2003]
- Baylor, Assistant Coach [2003-09]
- North Florida, Head Coach [2009-24]
- K-State, Associate Head Coach [2025-present] / Interim Head Coach

### COACHING HONORS

- 2015, 2016, 2020 Atlantic Sun Conference Coach of the Year
- 2014-15 NABC District 3 Coach of the Year

### YEAR-BY-YEAR AS A HEAD COACH

Year	School	Record (Conf.)	Postseason
1993-94	LaRoche	1-24 (1-11)	---
1994-95	LaRoche	5-23 (1-11)	---
1995-96	LaRoche	5-20	---
1996-97	LaRoche	15-10	---
2009-10	North Florida	13-18 (8-12)	---
2010-11	North Florida	15-19 (10-10)	ASUN Runner-up
2011-12	North Florida	16-16 (10-8)	---
2012-13	North Florida	13-19 (8-10)	---
2013-14	North Florida	16-16 (10-8)	---
2014-15	North Florida	23-12 (12-2*)	NCAA First Four
2015-16	North Florida	22-12 (10-4*)	NIT
2016-17	North Florida	15-19 (8-6)	ASUN Runner-up
2017-18	North Florida	14-19 (7-7)	---
2018-19	North Florida	16-17 (9-7)	---
2019-20	North Florida	21-12 (13-3*)	Postseason ccd
2020-21	North Florida	8-15 (6-6)	---
2021-22	North Florida	11-20 (7-9)	---
2022-23	North Florida	14-17 (9-9)	---
2023-24	North Florida	16-16 (9-7)	---
2024-25	North Florida	15-17 (8-10)	---
2025-26	K-State	1-0 (1-0)	---
<b>Record at UNF (16 years)</b>		<b>248-264 (144-118)</b>	
<b>Totals (20 years)</b>		<b>275-341 (147-140)</b>	

### BY THE NUMBER

- Winningest coach in North Florida (248) and ASUN (144) history
- Coached 13 of the 18 1,000-point scorers in UNF school history
- 2 ASUN Players of the Year [**Dallas Moore** - 2015-16, 2016-17]
- 3 ASUN Defensive Players of the Year
- 1 ASUN Newcomer of the Year | 2 ASUN Freshmen of the Year
- 19 ASUN All-Conference selections [10 on the First Team]

## ASSISTANT COACHES



### JAREEM DOWLING

Assistant Coach  
4th Season

► Was the first announced member of head coach **Jerome Tang's** inaugural coaching staff on March 29, 2022.

► Helps run a defensive scheme that has ranked among *KenPom's* top-40 in adjusted defensive efficiency, including 27th (95.0) in 2022-23, 25th (96.8) in 2023-24 and 36th (97.2) in 2024-25.



### RODNEY PERRY

Assistant Coach  
4th Season

► Joined the K-State staff on July 27, 2022 as a original member of **Jerome Tang's** coaching staff, primarily focusing on offense.

► A finalist for the 2022 *Jersey Mike's* Naismith High School Boys Coach of the Year, Perry came to K-State from Link Academy in Branson, Mo., where he led the Lions to a national runner-up finish.



### ANTHONY WINCHESTER

Assistant Coach  
4th Season

► Is in the midst of his fourth season at K-State, including his third as an assistant coach after beginning his career as the program's Director of Video Operations in 2022-23.

► Enjoyed a Hall of Fame career at WKU from 2002-06, scoring 1,732 points and becoming an AP All-American as a senior in 2005-06.



### BILL PETERSON

Assistant Coach  
1st Season

► Joined the K-State staff on April 29, 2025 with experience at virtually every level of college and professional coaching, including time in the NBA with Golden State, Dallas and Milwaukee.

► Peterson previously coached along **Jerome Tang** while at Baylor from 2017-22 where they helped guide the Bears to 2021 national title.



### MARCO BORNE

Chief of Staff  
4th Season

► Joined the K-State staff on March 29, 2022 as the program's Chief of Staff, where he assists **Jerome Tang** in all areas.

► A native of New Orleans, Borne has been a head coach at Paul Quinn College (2009-11) and as interim head coach at Southern-New Orleans in 2006-07 after Hurricane Katrina.



### AUSTIN CARPENTER

Director of Player Development  
4th Season

► Joined the K-State staff on April 8, 2022 as the program's Director of Player Development where he assisted **Jerome Tang** in all areas.

► A native of Tulsa, Okla., Carpenter came to K-State from Baylor where he spent 2 seasons as a graduate assistant. He was part of the staff who won the 2021 National Championship.

# SEASON/CAREER STATISTICS

## Summary

Player	Season Statistics										Career Statistics									
	GP-GS	MIN/G	FG%	3FG%	FT%	R/G	A/G	STL	BLK	PTS/G	GP-GS	MIN/G	FG%	3FG%	FT%	R/G	A/G	STL	BLK	PTS/G
BASHIR JR., Abdi	18-18	24.7	.421	.444	.688	2.2	2.3	9	0	13.2	84-50	23.6	.386	.399	.838	1.9	1.5	34	2	13.2
BUCA, Dorin	25-4	13.5	.508	.200	.533	3.6	0.6	5	34	3.4	25-4	13.5	.508	.200	.533	3.6	0.6	5	34	3.4
CASTILLO, David	26-10	26.9	.421	.375	.805	2.3	1.8	11	1	11.2	58-12	17.6	.369	.335	.833	1.3	1.2	24	2	6.4
HAGGERTY, PJ	26-26	34.8	.494	.364	.703	5.1	4.0	31	1	23.7	98-92	33.5	.487	.343	.771	5.2	3.7	157	5	20.9
IKEGWURUKA, Mobi	10-1	12.5	.571	.000	.500	2.0	0.4	8	4	1.9	34-1	9.3	.592	.000	.522	2.3	0.2	22	9	2.1
JOHNSON, Marcus	11-0	7.0	.276	.308	1.000	1.2	0.5	0	0	2.4	99-86	28.8	.458	.405	.873	5.8	2.0	110	36	16.7
JOHNSON, Nate	26-26	32.0	.444	.398	.868	4.8	4.6	57	7	12.0	118-86	26.4	.448	.355	.803	4.0	2.6	180	28	9.5
JONES, CJ	25-0	16.0	.299	.224	.875	1.8	1.3	13	2	3.3	120-59	24.1	.386	.323	.669	2.3	2.5	85	37	6.9
KOSTIC, Andrej	17-0	12.7	.342	.346	.778	1.8	1.2	7	2	4.4	17-0	12.7	.342	.346	.778	1.8	1.2	7	2	4.4
MANNING, Taj	24-11	18.5	.485	.174	.737	4.8	1.0	17	15	3.5	46-12	11.6	.500	.233	.654	3.0	0.6	20	15	2.3
MCGRUFF, Khamari	22-22	19.9	.730	.200	.680	4.0	1.2	13	25	9.2	107-64	16.1	.692	.375	.676	3.3	0.6	38	95	6.9
OSEI, Stephen	3-0	2.9	.333	.000	.000	1.0	0.0	0	0	0.7	3-0	2.9	.333	.000	.000	1.0	0.0	0	0	0.7
RAPIEQUE, Elias	15-12	18.0	.444	.368	.375	2.8	1.6	14	4	4.1	15-12	18.0	.444	.368	.375	2.8	1.6	14	4	4.1

## Scoring

Player	Season Statistics								Career Statistics							
	FG-FGA	FG%	3FG-3FGA	3FG%	FT-FTA	FT%	PTS	PTS/G	FG-FGA	FG%	3FG-3FGA	3FG%	FT-FTA	FT%	PTS	PTS/G
BASHIR JR., Abdi	80-190	.421	67-151	.444	11-16	.688	238	13.2	378-979	.386	245-614	.399	109-130	.838	1110	13.2
BUCA, Dorin	33-65	.508	2-10	.200	16-30	.533	84	3.4	33-65	.508	2-10	.200	16-30	.533	84	3.4
CASTILLO, David	104-247	.421	51-136	.375	33-41	.805	292	11.2	123-333	.369	68-203	.335	55-66	.833	369	6.4
HAGGERTY, PJ	229-464	.494	36-99	.364	123-175	.703	617	23.7	681-1398	.487	97-283	.343	591-767	.771	2050	20.9
IKEGWURUKA, Mobi	8-14	.571	0-0	.000	3-6	.500	19	1.9	29-49	.592	0-0	.000	12-23	.522	70	2.1
JOHNSON, Marcus	8-29	.276	8-26	.308	2-2	1.000	26	2.4	592-1292	.458	195-481	.405	274-314	.873	1653	16.7
JOHNSON, Nate	107-241	.444	51-128	.398	46-53	.868	311	12.0	402-898	.448	128-361	.355	191-238	.803	1123	9.5
JONES, CJ	29-97	.299	11-49	.224	14-16	.875	83	3.3	315-817	.386	82-254	.323	115-172	.669	827	6.9
KOSTIC, Andrej	25-73	.342	18-52	.346	7-9	.778	75	4.4	25-73	.342	18-52	.346	7-9	.778	75	4.4
MANNING, Taj	33-68	.485	4-23	.174	14-19	.737	84	3.5	40-80	.500	7-30	.233	17-26	.654	104	2.3
MCGRUFF, Khamari	84-115	.730	1-5	.200	34-50	.680	203	9.2	308-445	.692	3-8	.375	123-182	.676	742	6.9
OSEI, Stephen	1-3	.333	0-0	.000	0-0	.000	2	0.7	1-3	.333	0-0	.000	0-0	.000	2	0.7
RAPIEQUE, Elias	24-54	.444	7-19	.368	6-16	.375	61	4.1	24-54	.444	7-19	.368	6-16	.375	61	4.1

## Totals

Player	Season Statistics									Career Statistics								
	O-REB	D-REB	TOTAL	PF	FO	A	TO	A/TO	O-REB	D-REB	TOTAL	PF	FO	A	TO	A/TO		
BASHIR JR., Abdi	4	36	40	22	0	41	20	2.1	16	142	158	94	0	125	139	0.9		
BUCA, Dorin	39	50	89	53	3	14	29	0.5	39	50	89	53	3	14	29	0.5		
CASTILLO, David	9	50	59	48	1	47	34	1.4	9	68	77	70	1	71	53	1.3		
HAGGERTY, PJ	32	100	132	65	0	104	89	1.2	105	407	512	201	2	359	289	1.2		
IKEGWURUKA, Mobi	7	13	20	22	0	4	6	0.7	25	52	77	49	0	6	15	0.4		
JOHNSON, Marcus	2	11	13	11	0	5	9	0.6	167	407	574	226	3	195	249	0.8		
JOHNSON, Nate	23	103	126	64	1	119	53	2.2	106	365	471	243	5	307	171	1.8		
JONES, CJ	9	36	45	26	0	32	18	1.8	43	228	271	244	7	301	189	1.6		
KOSTIC, Andrej	10	21	31	22	0	21	13	1.6	10	21	31	22	0	21	13	1.6		
MANNING, Taj	50	66	116	46	1	24	16	1.5	57	81	138	63	1	26	18	1.4		
MCGRUFF, Khamari	34	54	88	73	3	27	22	1.2	140	209	349	216	4	63	77	0.8		
OSEI, Stephen	2	1	3	1	0	0	3	0.0	2	1	3	1	0	0	3	0.0		
RAPIEQUE, Elias	18	24	42	52	2	24	14	1.7	18	24	42	52	2	24	14	1.7		

# 2025-26 RESULTS

**Overall Record: 11-15** (Home: 9-7 // Away: 1-7 // Neutral: 1-1)

**Big 12 Record: 2-11** (Home: 2-5 // Away: 0-6)

Date	Rk	Opponent	W/L	Score	Record [Big 12]	High Scorer	High Rebounds	High Assists	High Steals	High Blocks	Attend.
Oct. 24	rv/rv	@rv/rv Missouri	L	91-100	—	Haggerty (23)	Two players (6)	Haggerty (6)	Haggerty (2)	Two players (1)	—
Oct. 29	rv/rv	@NEWMAN	W	112-90	—	Haggerty (27)	Ikegwuruka (6)	Haggerty (10)	Rapieque (5)	Three players (2)	6,901
Nov. 5	rv/rv	UNC GREENSBORO	W	93-64	1-0	Haggerty (27)	N. Johnson (9)	N. Johnson (9)	Rapieque (3)	Two players (2)	7,765
Nov. 8	rv/rv	BELLARMINE	W	98-71	2-0	Haggerty (23)	N. Johnson (7)	Haggerty (11)	Two players (2)	Two players (1)	8,040
Nov. 13	rv/rv	CALIFORNIA	W	99-96	3-0	Haggerty (23)	Castillo (4)	Haggerty (6)	Two players (2)	Buca (4)	7,521
Nov. 17	rv/—	TULSA	W	84-83	4-0	Haggerty (31)	Haggerty (10)	N. Johnson (4)	Haggerty (2)	Two players (1)	7,123
Nov. 20	rv/—	@vs. Mississippi State	W	98-77	5-0	Haggerty (37)	Haggerty (7)	Haggerty (8)	Two players (2)	Four players (1)	5,278
Nov. 21	rv/—	@vs. Nebraska	L	85-86	5-1	Haggerty (27)	Haggerty (6)	Haggerty (7)	Five players (1)	McGriff (2)	6,743
Nov. 25	—/—	@25/24 Indiana	L	69-86	5-2	Haggerty (16)	Two players (5)	Three players (2)	Three players (2)	Two players (1)	12,342
Dec. 1	—/—	BOWLING GREEN	L	66-82	5-3	Castillo (22)	Ikegwuruka (7)	Three players (2)	N. Johnson (2)	McGriff (3)	6,917
Dec. 6	—/—	rv/— SETON HALL	L	67-78	5-4	McGriff (12)	McGriff (8)	Haggerty (6)	Haggerty (3)	Two players (3)	9,195
Dec. 8	—/—	MISSISSIPPI VALLEY	W	108-49	6-4	Haggerty (28)	Two players (6)	N. Johnson (6)	N. Johnson (5)	Buca (5)	6,682
Dec. 13	—/—	@Creighton	W	83-76	7-4	Castillo (19)	Two players (6)	N. Johnson (6)	N. Johnson (4)	McGriff (2)	16,657
Dec. 20	—/—	SOUTH DAKOTA	W	106-76	8-4	Haggerty (24)	Two players (6)	Two players (5)	N. Johnson (5)	McGriff (4)	7,287
Dec. 28	—/—	ULM	W	94-85	9-4	Haggerty (24)	Haggerty (8)	Rapieque (6)	Two players (2)	Two players (1)	8,163
Jan. 3	—/—	10/10 BYU*	L	73-83	9-5 [0-1]	Haggerty (24)	McGriff (8)	Haggerty (6)	Haggerty (4)	Two players (1)	11,010
Jan. 7	—/—	@1/2 Arizona*	L	76-101	9-6 [0-2]	Haggerty (19)	Manning (7)	Haggerty (7)	Ikegwuruka (2)	Buca (3)	14,357
Jan. 10	—/—	@Arizona State*	L	84-87	9-7 [0-3]	Haggerty (25)	Buca (8)	Bashir (4)	Manning (3)	Manning (2)	7,133
Jan. 14	—/—	rv/rv UCF*	L	73-82	9-8 [0-4]	Haggerty (23)	Manning (7)	N. Johnson (10)	N. Johnson (3)	N. Johnson (1)	7,033
Jan. 17	—/—	@Oklahoma State*	L	83-84	9-9 [0-5]	Haggerty (21)	Haggerty (8)	Two players (5)	Four players (1)	Two players (2)	6,838
Jan. 20	—/—	UTAH*	W	81-78	10-9 [1-5]	Haggerty (34)	Haggerty (8)	N. Johnson (6)	Two players (2)	Two players (1)	8,061
Jan. 24	—/—	19/19 KANSAS*	L	62-86	10-10 [1-6]	Haggerty (23)	Buca (11)	Two players (4)	Manning (3)	Buca (1)	9,111
Jan. 27	—/—	@West Virginia*	L	54-59	10-11 [1-7]	Haggerty (16)	Manning (9)	N. Johnson (4)	N. Johnson (3)	Buca (3)	10,809
Feb. 1	—/—	8/9 IOWA STATE*	L	61-95	10-12 [1-8]	Haggerty (23)	Haggerty (9)	N. Johnson (5)	N. Johnson (3)	Manning (2)	8,031
Feb. 7	—/—	@TCU*	L	82-84	10-13 [1-9]	Haggerty (30)	Manning (6)	N. Johnson (11)	N. Johnson (6)	McGriff (3)	5,176
Feb. 11	—/—	CINCINNATI*	L	62-91	10-14 [1-10]	Haggerty (24)	Manning (9)	Two players (4)	Two players (2)	Manning (2)	7,274
Feb. 14	—/—	@3/3 Houston*	L	64-78	10-15 [1-11]	Haggerty (23)	N. Johnson (10)	N. Johnson (4)	Two players (3)	Buca (2)	7,035
Feb. 17	—/—	BAYLOR*	W	90-74	11-15 [2-11]	Haggerty (34)	Manning (8)	N. Johnson (9)	N. Johnson (6)	McGriff (2)	6,789
Feb. 21	—/—	@13/13 Texas Tech*									
Feb. 25	—/—	@Colorado*									
Feb. 28	—/—	TCU*									
Mar. 3	—/—	WEST VIRGINIA*									
Mar. 7	—/—	@Kansas*									
Mar. 10-14	—/—	@vs. TBD									

1 – Exhibition (Mizzou Arena, Columbia, Mo.)  
 2 – Exhibition (Bramlage Coliseum, Manhattan, Kan.)  
 3 – Hall of Fame Classic (T-Mobile Center, Kansas City, Mo.)  
 4 – Phillips 66 Big 12 Conference Tournament (T-Mobile Center, Kansas City, Mo.)  
 \* – Big 12 Conference game

## Attendance / Record Summary

### ► Overall

Site	G	W-L	Total	Avg.	High
Home	16	9-7	126,002	7,875	11,010 vs. BYU (1/3/26)
Away	8	1-7	80,347	10,043	16,657 at Creighton (12/13/25)
Neutral	2	1-1	12,021	6,011	6,743 vs. Nebraska (11/21/25)
<b>Total</b>	<b>26</b>	<b>11-15</b>	<b>218,370</b>	<b>8,399</b>	<b>16,657 at Creighton (12/13/25)</b>

### ► Big 12

Site	G	W-L	Total	Avg.	High
Home	7	2-5	57,309	8,187	11,010 vs. BYU (1/3/26)
Away	6	0-6	51,348	8,558	14,357 at Arizona (1/7/26)
Neutral	—	—	—	—	—
<b>Total</b>	<b>13</b>	<b>2-11</b>	<b>108,657</b>	<b>8,358</b>	<b>14,357 at Arizona (1/7/26)</b>

## Win/Loss Margin

	1	2	3	4	5	6	7	8	9	10	11	12	13	14	15	16	17	18	19	20-24	25+
Wins (11)	1		2				1		1							1				1	4
Losses (15)	2	1	1		1				1	1	1			1		1	1			1	3

## Largest Leads / Deficits

### ► When Leading

Largest Margin of Victory	59 vs. Mississippi Valley State (12/8/25)
Largest Overall Lead	61 vs. Mississippi Valley State (12/8/25)
Largest Halftime Lead	34 vs. Mississippi Valley State (12/8/25)
Largest Lead in a Loss	18 at TCU (2/7/26)
Largest Halftime Lead in a Loss	4 at TCU (2/7/26)
Largest K-State Run	15-0 vs. UNC Greensboro (11/4/25)

### ► When Trailing

Largest Margin of Defeat	34 vs. Iowa State (2/1/26)
Largest Overall Deficit	39 vs. Iowa State (2/1/26)
Largest Halftime Deficit	29 vs. Iowa State (2/1/26)
Largest Deficit Overcome in a Win	10 vs. UNC Greensboro (11/4/25)
Largest Halftime Deficit in a Win	1 vs. UNC Greensboro (11/4/25)
Largest Opponent Run	19-0 by Houston (2/14/26)

# 2025-26 SEASON BOX SCORE

### Game Records

Record	Overall	Home	Away	Neutral
ALL GAMES	11-15	9-7	1-7	1-1
CONFERENCE	2-11	2-5	0-6	0-0
NON-CONFERENCE	9-4	7-2	1-1	1-1

### Score by Periods

Team	1st	2nd	OT	TOT
Kansas St.	993	1102	0	2095
Opponents	1002	1089	0	2091

### Team Box Score

No.	Player	Total			3-Point			F-Throw		Rebounds				Other				PTS	AVG			
		GP-GS	MIN	AVG	FG-FGA	FG%	3FG-3FGA	3FG%	FT-FTA	FT%	OFF	DEF	TOT	AVG	PF	DQ	A			TO	BLK	STL
4	HAGGERTY, PJ	26-26	905:56	34.8	229-464	.494	36-99	.364	123-175	.703	32	100	132	5.1	65	0	104	89	1	31	617	23.7
1	BASHIR JR., Abdi	18-18	444:17	24.7	80-190	.421	67-151	.444	11-16	.688	4	36	40	2.2	22	0	41	20	0	9	238	13.2
34	JOHNSON, Nate	26-26	832:25	32.0	107-241	.444	51-128	.398	46-53	.868	23	103	126	4.8	64	1	119	53	7	57	311	12.0
10	CASTILLO, David	26-10	700:05	26.9	104-247	.421	51-136	.375	33-41	.805	9	50	59	2.3	48	1	47	34	1	11	292	11.2
21	MCGRIFF, Khamari	22-22	438:25	19.9	84-115	.730	1-5	.200	34-50	.680	34	54	88	4.0	73	3	27	22	25	13	203	9.2
47	KOSTIC, Andrej	17-0	215:06	12.7	25-73	.342	18-52	.346	7-9	.778	10	21	31	1.8	22	0	21	13	2	7	75	4.4
0	RAPIEQUE, Elias	15-12	269:20	18.0	24-54	.444	7-19	.368	6-16	.375	18	24	42	2.8	52	2	24	14	4	14	61	4.1
15	MANNING, Taj	24-11	444:38	18.5	33-68	.485	4-23	.174	14-19	.737	50	66	116	4.8	46	1	24	16	15	17	84	3.5
22	BUCA, Dorin	25-4	338:38	13.5	33-65	.508	2-10	.200	16-30	.533	39	50	89	3.6	53	3	14	29	34	5	84	3.4
3	JONES, CJ	25-0	400:34	16.0	29-97	.299	11-49	.224	14-16	.875	9	36	45	1.8	26	0	32	18	2	13	83	3.3
6	JOHNSON, Marcus	11-0	76:51	7.0	8-29	.276	8-26	.308	2-2	1.000	2	11	13	1.2	11	0	5	9	0	0	26	2.4
14	IKEGWURUKA, Mobi	10-1	124:54	12.5	8-14	.571	0-0	.000	3-6	.500	7	13	20	2.0	22	0	4	6	4	8	19	1.9
23	OSEI, Stephen	3-0	08:49	2.9	1-3	.333	0-0	.000	0-0	.000	2	1	3	1.0	1	0	0	3	0	0	2	0.7
Team											45	53	98					11				
<b>Total</b>		<b>26</b>	<b>5200</b>		<b>765-1660</b>	<b>.461</b>	<b>256-698</b>	<b>.367</b>	<b>309-433</b>	<b>.714</b>	<b>284</b>	<b>618</b>	<b>902</b>	<b>34.7</b>	<b>505</b>	<b>11</b>	<b>462</b>	<b>337</b>	<b>95</b>	<b>185</b>	<b>2095</b>	<b>80.6</b>
<b>Opponents</b>		<b>26</b>	<b>5200</b>		<b>732-1622</b>	<b>.451</b>	<b>204-614</b>	<b>.332</b>	<b>423-584</b>	<b>.724</b>	<b>318</b>	<b>638</b>	<b>956</b>	<b>36.8</b>	<b>405</b>	<b>5</b>	<b>415</b>	<b>336</b>	<b>100</b>	<b>194</b>	<b>2091</b>	<b>80.4</b>

# 2025-26 BIG 12-ONLY SEASON BOX SCORE

### Game Records

Record	Overall	Home	Away	Neutral
ALL GAMES	2-11	2-5	0-6	0-0
CONFERENCE	2-11	2-5	0-6	0-0
NON-CONFERENCE	0-0	0-0	0-0	0-0

### Score by Periods

Team	1st	2nd	OT	TOT
Kansas St.	441	504	0	945
Opponents	542	540	0	1082

### Team Box Score

No.	Player	Total			3-Point			F-Throw		Rebounds				Other				PTS	AVG			
		GP-GS	MIN	AVG	FG-FGA	FG%	3FG-3FGA	3FG%	FT-FTA	FT%	OFF	DEF	TOT	AVG	PF	DQ	A			TO	BLK	STL
4	HAGGERTY, PJ	13-13	487:42	37.5	125-261	.479	20-56	.357	49-76	.645	17	49	66	5.1	34	0	46	39	0	19	319	24.5
1	BASHIR JR., Abdi	5-5	142:42	28.5	24-64	.375	18-49	.367	5-6	.833	2	8	10	2.0	6	0	9	6	0	3	71	14.2
34	JOHNSON, Nate	13-13	431:38	33.2	49-128	.383	24-67	.358	28-30	.933	10	47	57	4.4	33	1	68	30	4	29	150	11.5
10	CASTILLO, David	13-8	394:51	30.4	43-121	.355	23-65	.354	10-13	.769	1	25	26	2.0	30	1	14	17	0	7	119	9.2
21	MCGRIFF, Khamari	9-9	177:05	19.7	32-43	.744	0-2	.000	8-11	.727	7	23	30	3.3	33	2	14	11	7	3	72	8.0
0	RAPIEQUE, Elias	2-2	39:54	19.9	4-10	.400	2-7	.286	1-3	.333	2	4	6	3.0	9	1	0	2	0	1	11	5.5
47	KOSTIC, Andrej	7-0	109:51	15.7	11-32	.344	11-27	.407	3-4	.750	0	10	10	1.4	11	0	7	5	1	4	36	5.1
15	MANNING, Taj	13-11	344:38	26.5	23-48	.479	3-15	.200	9-13	.692	36	43	79	6.1	42	1	21	14	11	14	58	4.5
22	BUCA, Dorin	13-4	206:16	15.9	20-40	.500	2-7	.286	3-10	.300	24	26	50	3.8	34	2	6	18	15	5	45	3.5
6	JOHNSON, Marcus	7-0	59:12	8.5	7-25	.280	7-22	.318	2-2	1.000	2	6	8	1.1	8	0	5	7	0	0	23	3.3
14	IKEGWURUKA, Mobi	2-0	19:13	9.6	3-5	.600	0-0	.000	0-0	.000	0	1	1	0.5	3	0	0	1	0	4	6	3.0
3	JONES, CJ	12-0	186:59	15.6	13-51	.255	5-28	.179	4-4	1.000	5	11	16	1.3	12	0	17	9	1	6	35	2.9
Team											24	25	49					9				
<b>Total</b>		<b>13</b>	<b>2600</b>		<b>354-828</b>	<b>.428</b>	<b>115-345</b>	<b>.333</b>	<b>122-172</b>	<b>.709</b>	<b>130</b>	<b>278</b>	<b>408</b>	<b>31.4</b>	<b>255</b>	<b>8</b>	<b>207</b>	<b>168</b>	<b>39</b>	<b>95</b>	<b>945</b>	<b>72.7</b>
<b>Opponents</b>		<b>13</b>	<b>2600</b>		<b>381-813</b>	<b>.469</b>	<b>97-290</b>	<b>.334</b>	<b>223-306</b>	<b>.729</b>	<b>174</b>	<b>358</b>	<b>532</b>	<b>40.9</b>	<b>185</b>	<b>2</b>	<b>220</b>	<b>163</b>	<b>57</b>	<b>92</b>	<b>1082</b>	<b>83.2</b>

# 2025-26 HOME-ONLY BOX SCORE

### Game Records

Record	Overall	Home	Away	Neutral
ALL GAMES	9-7	9-7	0-0	0-0
CONFERENCE	2-5	2-5	0-0	0-0
NON-CONFERENCE	7-2	7-2	0-0	0-0

### Score by Periods

Team	1st	2nd	OT	TOT
Kansas St.	632	685	0	1317
Opponents	611	662	0	1273

### Team Box Score

No.	Player	Total					3-Point		F-Throw		Rebounds				PF DQ A TO BLK STL			PTS	AVG			
		GP-GS	MIN	AVG	FG-FGA	FG%	3FG-3FGA	3FG%	FT-FTA	FT%	OFF	DEF	TOT	AVG	PF	DQ	A			TO	BLK	STL
4	HAGGERTY, PJ	16-16	536:11	33.5	144-273	.527	16-45	.356	89-124	.718	20	67	87	5.4	36	0	67	51	1	22	393	24.6
10	CASTILLO, David	16-7	425:06	26.6	75-165	.455	37-91	.407	15-22	.682	5	31	36	2.3	26	0	30	25	0	5	202	12.6
1	BASHIR JR., Abdi	11-11	262:26	23.9	47-108	.435	38-88	.432	4-8	.500	3	23	26	2.4	15	0	33	10	0	6	136	12.4
34	JOHNSON, Nate	16-16	502:49	31.4	68-138	.493	29-71	.408	25-29	.862	14	62	76	4.8	39	0	74	31	3	35	190	11.9
21	MCGRIFF, Khamari	13-13	280:41	21.6	57-79	.722	0-4	.000	25-40	.625	25	36	61	4.7	41	1	14	14	16	11	139	10.7
47	KOSTIC, Andrej	11-0	152:04	13.8	21-54	.389	15-38	.395	6-8	.750	7	18	25	2.3	16	0	15	10	1	7	63	5.7
22	BUCA, Dorin	15-3	211:27	14.1	20-36	.556	0-5	.000	9-21	.429	23	31	54	3.6	33	1	10	21	21	3	49	3.3
15	MANNING, Taj	15-7	283:17	18.9	20-45	.444	3-18	.167	5-6	.833	30	43	73	4.9	24	0	15	11	10	10	48	3.2
3	JONES, CJ	16-0	263:40	16.5	17-60	.283	5-28	.179	11-13	.846	5	26	31	1.9	14	0	19	10	2	9	50	3.1
0	RAPIEQUE, Elias	9-6	145:03	16.1	10-25	.400	1-5	.200	4-11	.364	8	10	18	2.0	27	0	18	8	3	10	25	2.8
14	IKEGWURUKA, Mobi	6-1	84:54	14.1	5-10	.500	0-0	.000	3-6	.500	6	10	16	2.7	13	0	4	4	2	3	13	2.2
6	JOHNSON, Marcus	7-0	47:10	6.7	3-18	.167	3-15	.200	0-0	.000	1	6	7	1.0	5	0	2	5	0	0	9	1.3
23	OSEI, Stephen	1-0	05:12	5.2	0-0	.000	0-0	.000	0-0	.000	1	1	2	2.0	1	0	0	3	0	0	0	0.0
Team											25	27	52				9					
<b>Total</b>		<b>16</b>	<b>3200</b>		<b>487-1011</b>	<b>.482</b>	<b>147-408</b>	<b>.360</b>	<b>196-288</b>	<b>.681</b>	<b>173</b>	<b>391</b>	<b>564</b>	<b>35.3</b>	<b>290</b>	<b>2</b>	<b>301</b>	<b>212</b>	<b>59</b>	<b>121</b>	<b>1317</b>	<b>82.3</b>
<b>Opponents</b>		<b>16</b>	<b>3200</b>		<b>455-1007</b>	<b>.452</b>	<b>131-359</b>	<b>.365</b>	<b>232-327</b>	<b>.709</b>	<b>191</b>	<b>369</b>	<b>560</b>	<b>35.0</b>	<b>252</b>	<b>4</b>	<b>263</b>	<b>215</b>	<b>55</b>	<b>132</b>	<b>1273</b>	<b>79.6</b>

# 2025-26 ROAD-ONLY SEASON BOX SCORE

### Game Records

Record	Overall	Home	Away	Neutral
ALL GAMES	1-7	0-0	1-7	0-0
CONFERENCE	0-6	0-0	0-6	0-0
NON-CONFERENCE	1-1	0-0	1-1	0-0

### Score by Periods

Team	1st	2nd	OT	TOT
Kansas St.	282	313	0	595
Opponents	310	345	0	655

### Team Box Score

No.	Player	Total					3-Point		F-Throw		Rebounds				PF DQ A TO BLK STL			PTS	AVG			
		GP-GS	MIN	AVG	FG-FGA	FG%	3FG-3FGA	3FG%	FT-FTA	FT%	OFF	DEF	TOT	AVG	PF	DQ	A			TO	BLK	STL
4	HAGGERTY, PJ	8-8	298:02	37.3	61-149	.409	15-42	.357	23-38	.605	8	24	32	4.0	23	0	22	33	0	7	160	20.0
1	BASHIR JR., Abdi	5-5	129:22	25.9	22-57	.386	18-42	.429	2-3	.667	1	6	7	1.4	7	0	6	6	0	2	64	12.8
34	JOHNSON, Nate	8-8	263:53	33.0	29-82	.354	18-46	.391	19-22	.864	8	33	41	5.1	20	1	37	19	4	20	95	11.9
10	CASTILLO, David	8-3	230:33	28.8	25-69	.362	12-38	.316	11-11	1.000	2	16	18	2.3	19	1	13	8	1	5	73	9.1
0	RAPIEQUE, Elias	4-4	87:06	21.8	12-21	.571	4-9	.444	1-3	.333	7	10	17	4.3	18	2	2	3	0	3	29	7.3
21	MCGRIFF, Khamari	7-7	113:50	16.3	20-29	.690	1-1	1.000	7-8	.875	7	13	20	2.9	26	2	11	7	6	1	48	6.9
3	JONES, CJ	7-0	109:57	15.7	12-35	.343	6-20	.300	3-3	1.000	4	6	10	1.4	8	0	10	7	0	3	33	4.7
15	MANNING, Taj	8-4	158:28	19.8	12-22	.545	1-5	.200	9-13	.692	20	23	43	5.4	22	1	8	5	5	7	34	4.3
6	JOHNSON, Marcus	4-0	29:41	7.4	5-11	.455	5-11	.455	2-2	1.000	1	5	6	1.5	6	0	3	4	0	0	17	4.3
22	BUCA, Dorin	8-1	113:05	14.1	12-26	.462	2-4	.500	7-9	.778	15	17	32	4.0	19	2	4	7	12	2	33	4.1
14	IKEGWURUKA, Mobi	2-0	20:27	10.2	2-2	1.000	0-0	.000	0-0	.000	1	1	2	1.0	6	0	0	0	1	4	4	2.0
47	KOSTIC, Andrej	4-0	44:52	11.2	2-11	.182	1-7	.143	0-0	.000	2	2	4	1.0	5	0	4	3	1	0	5	1.3
23	OSEI, Stephen	1-0	00:44	0.7	0-0	.000	0-0	.000	0-0	.000	0	0	0	0.0	0	0	0	0	0	0	0	0.0
Team											14	22	36				2					
<b>Total</b>		<b>8</b>	<b>1600</b>		<b>214-514</b>	<b>.416</b>	<b>83-225</b>	<b>.369</b>	<b>84-112</b>	<b>.750</b>	<b>90</b>	<b>178</b>	<b>268</b>	<b>33.5</b>	<b>179</b>	<b>9</b>	<b>120</b>	<b>104</b>	<b>30</b>	<b>54</b>	<b>595</b>	<b>74.4</b>
<b>Opponents</b>		<b>8</b>	<b>1600</b>		<b>218-494</b>	<b>.441</b>	<b>58-198</b>	<b>.293</b>	<b>161-214</b>	<b>.752</b>	<b>110</b>	<b>220</b>	<b>330</b>	<b>41.3</b>	<b>122</b>	<b>1</b>	<b>125</b>	<b>95</b>	<b>40</b>	<b>53</b>	<b>655</b>	<b>81.9</b>

## 2025-26 WINS-ONLY BOX SCORE

### Game Records

Record	Overall	Home	Away	Neutral
ALL GAMES	11-0	9-0	1-0	1-0
CONFERENCE	2-0	2-0	0-0	0-0
NON-CONFERENCE	9-0	7-0	1-0	1-0

### Score by Periods

Team	1st	2nd	OT	TOT
Kansas St.	513	521	0	1034
Opponents	369	460	0	829

### Team Box Score

No.	Player				Total			3-Point		F-Throw		Rebounds								PTS	AVG	
		GP-GS	MIN	AVG	FG-FGA	FG%	3FG-3FGA	3FG%	FT-FTA	FT%	OFF	DEF	TOT	AVG	PF	DQ	A	TO	BLK			STL
4	HAGGERTY, PJ	11-11	357:46	32.5	107-185	.578	16-36	.444	65-80	.813	12	50	62	5.6	24	0	48	36	1	12	295	26.8
34	JOHNSON, Nate	11-11	339:57	30.9	61-103	.592	30-55	.545	19-23	.826	12	46	58	5.3	25	0	58	22	3	30	171	15.5
10	CASTILLO, David	11-2	262:08	23.8	55-103	.534	28-56	.500	15-18	.833	4	25	29	2.6	15	0	28	17	1	6	153	13.9
1	BASHIR JR., Abdi	9-9	211:48	23.5	41-89	.461	36-69	.522	1-2	.500	1	22	23	2.6	11	0	26	10	0	3	119	13.2
21	MCGRIFF, Khamari	10-10	200:17	20.0	41-58	.707	1-3	.333	21-26	.808	16	25	41	4.1	32	1	9	8	12	9	104	10.4
47	KOSTIC, Andrej	10-0	118:29	11.8	17-46	.370	11-30	.367	5-7	.714	8	13	21	2.1	12	0	16	8	1	3	50	5.0
0	RAPIEQUE, Elias	9-8	172:54	19.2	15-35	.429	3-10	.300	4-9	.444	11	14	25	2.8	30	1	21	8	3	10	37	4.1
22	BUCA, Dorin	11-1	132:45	12.1	12-26	.462	0-4	.000	10-16	.625	12	22	34	3.1	23	1	6	13	16	0	34	3.1
14	IKEGWURUKA, Mobi	4-1	63:35	15.9	5-6	.833	0-0	.000	2-4	.500	4	6	10	2.5	8	0	3	4	3	2	12	3.0
15	MANNING, Taj	10-2	144:27	14.4	11-20	.550	1-5	.200	3-4	.750	15	25	40	4.0	8	0	6	4	5	4	26	2.6
3	JONES, CJ	11-0	177:54	16.2	11-34	.324	2-13	.154	4-5	.800	2	21	23	2.1	9	0	13	7	1	7	28	2.5
6	JOHNSON, Marcus	2-0	09:54	5.0	1-4	.250	1-4	.250	0-0	.000	0	3	3	1.5	2	0	0	2	0	0	3	1.5
23	OSEI, Stephen	2-0	08:05	4.0	1-3	.333	0-0	.000	0-0	.000	2	1	3	1.5	1	0	0	3	0	0	2	1.0
Team											18	25	43				1					
<b>Total</b>		<b>11</b>	<b>2200</b>		<b>378-712</b>	<b>.531</b>	<b>129-285</b>	<b>.453</b>	<b>149-194</b>	<b>.768</b>	<b>117</b>	<b>298</b>	<b>415</b>	<b>37.7</b>	<b>200</b>	<b>3</b>	<b>234</b>	<b>143</b>	<b>46</b>	<b>86</b>	<b>1034</b>	<b>94.0</b>
<b>Opponents</b>		<b>11</b>	<b>2200</b>		<b>295-692</b>	<b>.426</b>	<b>83-257</b>	<b>.323</b>	<b>156-219</b>	<b>.712</b>	<b>123</b>	<b>226</b>	<b>349</b>	<b>31.7</b>	<b>176</b>	<b>3</b>	<b>155</b>	<b>152</b>	<b>41</b>	<b>92</b>	<b>829</b>	<b>75.4</b>

## 2025-26 LOSSES-ONLY SEASON BOX SCORE

### Game Records

Record	Overall	Home	Away	Neutral
ALL GAMES	0-15	0-7	0-7	0-1
CONFERENCE	0-11	0-5	0-6	0-0
NON-CONFERENCE	0-4	0-2	0-1	0-1

### Score by Periods

Team	1st	2nd	OT	TOT
Kansas St.	480	581	0	1061
Opponents	633	629	0	1262

### Team Box Score

No.	Player				Total			3-Point		F-Throw		Rebounds								PTS	AVG	
		GP-GS	MIN	AVG	FG-FGA	FG%	3FG-3FGA	3FG%	FT-FTA	FT%	OFF	DEF	TOT	AVG	PF	DQ	A	TO	BLK			STL
4	HAGGERTY, PJ	15-15	548:10	36.5	122-279	.437	20-63	.317	58-95	.611	20	50	70	4.7	41	0	56	53	0	19	322	21.5
1	BASHIR JR., Abdi	9-9	232:29	25.8	39-101	.386	31-82	.378	10-14	.714	3	14	17	1.9	11	0	15	10	0	6	119	13.2
34	JOHNSON, Nate	15-15	492:29	32.8	46-138	.333	21-73	.288	27-30	.900	11	57	68	4.5	39	1	61	31	4	27	140	9.3
10	CASTILLO, David	15-8	437:57	29.2	49-144	.340	23-80	.288	18-23	.783	5	25	30	2.0	33	1	19	17	0	5	139	9.3
21	MCGRIFF, Khamari	12-12	238:08	19.8	43-57	.754	0-2	.000	13-24	.542	18	29	47	3.9	41	2	18	14	13	4	99	8.3
15	MANNING, Taj	14-9	300:12	21.4	22-48	.458	3-18	.167	11-15	.733	35	41	76	5.4	38	1	18	12	10	13	58	4.1
0	RAPIEQUE, Elias	6-4	96:26	16.1	9-19	.474	4-9	.444	2-7	.286	7	10	17	2.8	22	1	3	6	1	4	24	4.0
3	JONES, CJ	14-0	222:39	15.9	18-63	.286	9-36	.250	10-11	.909	7	15	22	1.6	17	0	19	11	1	6	55	3.9
22	BUCA, Dorin	14-3	205:53	14.7	21-39	.538	2-6	.333	6-14	.429	27	28	55	3.9	30	2	8	16	18	5	50	3.6
47	KOSTIC, Andrej	7-0	96:37	13.8	8-27	.296	7-22	.318	2-2	1.000	2	8	10	1.4	10	0	5	5	1	4	25	3.6
6	JOHNSON, Marcus	9-0	66:57	7.4	7-25	.280	7-22	.318	2-2	1.000	2	8	10	1.1	9	0	5	7	0	0	23	2.6
14	IKEGWURUKA, Mobi	6-0	61:19	10.2	3-8	.375	0-0	.000	1-2	.500	3	7	10	1.7	14	0	1	2	1	6	7	1.2
23	OSEI, Stephen	1-0	00:44	0.7	0-0	.000	0-0	.000	0-0	.000	0	0	0	0.0	0	0	0	0	0	0	0	0.0
Team											27	28	55				10					
<b>Total</b>		<b>15</b>	<b>3000</b>		<b>387-948</b>	<b>.408</b>	<b>127-413</b>	<b>.308</b>	<b>160-239</b>	<b>.669</b>	<b>167</b>	<b>320</b>	<b>487</b>	<b>32.5</b>	<b>305</b>	<b>8</b>	<b>228</b>	<b>194</b>	<b>49</b>	<b>99</b>	<b>1061</b>	<b>70.7</b>
<b>Opponents</b>		<b>15</b>	<b>3000</b>		<b>437-930</b>	<b>.470</b>	<b>121-357</b>	<b>.339</b>	<b>267-365</b>	<b>.732</b>	<b>195</b>	<b>412</b>	<b>607</b>	<b>40.5</b>	<b>229</b>	<b>2</b>	<b>260</b>	<b>184</b>	<b>59</b>	<b>102</b>	<b>1262</b>	<b>84.1</b>

# 2025-26 GAME-BY-GAME STATISTICS

Opponent	W/L	1H	2H	OT	TOT	+/-	FGM-A	Pct.	3FM-A	Pct.	FTM-A	Pct.	OR	DR	TOT	+/-	A	TO	TO Mar	BLK	STL	PF
KANSAS STATE	W	33	60	—	93	+29	34-67	50.7	14-27	51.9	11-20	55.0	11	31	42	+11	22	16	+2	7	9	20
UNC Greensboro		34	30	—	64		23-61	37.7	6-20	30.0	12-20	60.0	10	21	31		15	18		3	11	17
KANSAS STATE	W	46	52	—	98	+27	33-53	62.3	14-23	60.9	18-23	78.3	11	25	36	+14	24	18	-5	3	5	19
Bellarmine		30	41	—	71		28-61	45.9	4-20	20.0	11-17	64.7	11	11	22		11	13		1	12	20
KANSAS STATE	W	55	44	—	99	+3	38-59	64.4	9-18	50.0	14-21	66.7	6	19	25	-1	21	17	0	5	9	17
California		34	62	—	96		35-62	56.5	15-28	53.6	11-14	78.6	9	17	26		21	17		5	11	20
KANSAS STATE	W	39	45	—	84	+1	30-68	44.1	5-24	20.8	19-21	90.5	12	28	40	+2	18	10	-1	2	5	19
Tulsa		34	49	—	83		27-66	40.9	8-30	26.7	21-29	72.4	14	24	38		16	9		1	7	16
KANSAS STATE	W	44	54	—	98	+21	37-73	50.7	14-30	46.7	10-11	90.9	12	26	38	+4	22	8	+6	4	5	19
vs. Mississippi State		36	41	—	77		26-60	43.3	7-25	28.0	18-23	78.3	9	25	34		11	14		5	3	14
KANSAS STATE	L	35	50	—	85	-1	27-62	43.5	12-35	34.3	19-22	86.4	9	23	32	0	19	13	-1	2	5	17
vs. Nebraska		45	41	—	86		33-61	54.1	8-32	25.0	12-20	60.0	8	24	32		16	12		0	6	17
KANSAS STATE	L	27	42	—	69	-17	24-57	42.1	8-20	40.0	13-15	86.7	8	20	28	-7	10	19	-2	2	6	25
@Indiana		39	47	—	86		27-57	47.4	10-33	30.3	22-29	75.9	11	24	35		15	17		4	7	20
KANSAS STATE	L	35	31	—	66	-16	24-61	39.3	6-23	26.1	12-22	54.5	13	19	32	-7	11	6	+2	3	3	18
Bowling Green		49	33	—	82		28-62	45.2	12-26	46.2	14-19	73.7	15	24	39		16	8		2	3	15
KANSAS STATE	L	29	38	—	67	-11	23-62	37.1	6-30	20.0	15-35	42.9	19	28	47	+3	16	16	-4	7	7	22
Seton Hall		35	43	—	78		28-72	38.9	5-23	21.7	17-22	77.3	15	29	44		15	12		5	10	22
KANSAS STATE	W	55	53	—	108	+59	38-66	57.6	19-36	52.8	13-16	81.3	12	33	45	+15	30	14	+5	6	13	15
Mississippi Valley State		21	28	—	49		16-62	25.8	4-18	22.2	13-16	81.3	12	18	30		11	19		4	8	12
KANSAS STATE	W	51	32	—	83	+7	29-68	42.6	12-28	42.9	13-15	86.7	15	27	42	+7	14	7	0	4	5	16
@Creighton		33	43	—	76		25-63	39.7	12-32	37.5	14-15	93.3	11	24	35		15	7		7	4	13
KANSAS STATE	W	57	49	—	106	+30	41-66	62.1	12-24	50.0	12-16	75.0	11	33	44	+16	23	12	0	9	10	21
South Dakota		34	42	—	76		28-67	41.8	9-19	47.4	11-20	55.0	12	16	28		18	12		2	10	14
KANSAS STATE	W	46	48	—	94	+9	33-70	47.1	10-35	28.6	18-24	75.0	15	28	43	+13	25	13	+2	2	8	23
ULM		36	49	—	85		27-55	49.1	7-18	38.9	24-34	70.6	7	23	30		15	15		4	10	20
KANSAS STATE	L	35	38	—	73	-10	28-67	41.8	3-21	14.3	14-19	73.7	11	24	35	-12	15	12	+7	2	12	22
BYU		45	38	—	83		28-63	44.4	9-24	37.5	18-27	66.7	16	31	47		17	19		6	9	16
KANSAS STATE	L	36	40	—	76	-25	26-77	33.8	8-36	22.2	16-19	84.2	12	20	32	-23	14	10	-2	4	6	29
@Arizona		51	50	—	101		34-69	49.3	3-16	18.8	30-39	76.9	15	40	55		17	8		8	8	19
KANSAS STATE	L	38	46	—	84	-3	28-70	40.0	13-31	41.9	15-21	71.4	16	18	34	-14	14	13	+2	3	7	27
@Arizona State		36	51	—	87		30-64	46.9	3-22	13.6	24-32	75.0	18	30	48		14	15		10	6	17
KANSAS STATE	L	28	45	—	73	-9	29-65	44.6	6-30	20.0	9-15	60.0	8	26	34	-1	25	12	-2	1	5	18
UCF		42	40	—	82		32-61	52.5	7-15	46.7	11-18	61.1	7	28	35		18	10		3	8	14
KANSAS STATE	L	43	40	—	83	-1	33-66	50.0	15-33	45.5	2-5	40.0	13	26	39	+2	22	16	-9	5	4	22
@Oklahoma State		48	36	—	84		28-68	41.2	8-24	33.3	20-24	83.3	16	21	37		14	7		3	7	10
KANSAS STATE	W	46	35	—	81	+3	31-62	50.0	12-23	52.2	7-10	70.0	7	22	29	-5	17	10	-1	2	4	13
Utah		43	35	—	78		32-65	49.2	8-23	34.8	6-10	60.0	10	24	34		10	9		4	5	14
KANSAS STATE	L	35	27	—	62	-24	21-61	34.4	10-29	34.5	10-14	71.4	13	15	28	-11	12	8	+2	1	5	15
Kansas		37	49	—	86		31-58	53.4	4-16	25.0	20-24	83.3	12	27	39		19	10		4	2	13
KANSAS STATE	L	22	32	—	54	-5	21-56	37.5	8-25	32.0	4-4	100.0	7	24	31	-7	9	10	+3	4	8	14
@West Virginia		28	31	—	59		23-55	41.8	7-24	29.2	6-9	66.7	10	28	38		14	13		3	6	12
KANSAS STATE	L	21	40	—	61	-34	25-62	40.3	7-23	30.4	4-6	66.7	8	16	24	-15	13	14	-2	4	9	19
Iowa State		50	45	—	95		33-60	55.0	14-27	51.9	15-20	75.0	10	29	39		28	12		1	8	10
KANSAS STATE	L	46	36	—	82	-2	33-63	52.4	11-26	42.3	5-8	62.5	8	17	25	-15	24	12	+1	5	8	23
@TCU		42	42	—	84		27-59	45.8	8-26	30.8	22-36	61.1	17	23	40		18	13		0	7	10
KANSAS STATE	L	31	31	—	62	-29	25-62	40.3	6-25	24.0	6-9	66.7	11	18	29	-8	11	16	-3	3	4	13
Cincinnati		53	38	—	91		31-62	50.0	16-28	57.1	13-16	81.3	13	24	37		21	13		7	5	13
KANSAS STATE	L	19	45	—	64	-14	20-57	35.1	8-26	30.8	16-25	64.0	11	26	37	-5	13	17	-2	3	10	24
@Houston		33	45	—	78		24-59	40.7	7-21	33.3	23-30	76.7	12	30	42		18	15		5	8	21
KANSAS STATE	W	41	49	—	90	+16	34-60	56.7	8-17	47.1	14-17	82.4	5	26	31	-10	18	18	+1	2	13	18
Baylor		34	40	—	74		28-70	40.0	3-24	12.5	15-21	71.4	18	23	41		12	19		5	11	16
KANSAS STATE																						
@Texas Tech																						
KANSAS STATE																						
@Colorado																						
KANSAS STATE																						
TCU																						
KANSAS STATE																						
West Virginia																						
KANSAS STATE																						
@Kansas																						
KANSAS STATE																						
vs. TBD																						

# 2025-26 SUPERLATIVES

## Individual

Category	Kansas State	Opponent
<b>Points Scored</b>	37 - P.J. Haggerty vs. Mississippi State (11/21/25)	33 - Terrence Brown, Utah (1/20/26)
<b>Field Goals</b>	15 - P.J. Haggerty vs. Utah (1/20/26) 15 - P.J. Haggerty vs. Baylor (2/17/26)	14 - Terrence Brown, Utah (1/20/26)
<b>Field Goals Attempted</b>	29 - P.J. Haggerty vs. Utah (1/20/26)	24 - Terrence Brown, Utah (1/20/26)
<b>Highest FG Percentage (min. 5 made)</b>	100.0 (8-of-8) - Khamari McGriff vs. Bellarmine (11/8/25) 100.0 (7-of-7) - David Castillo vs. Bellarmine (11/8/25) 100.0 (7-of-7) - Khamari McGriff at Oklahoma State (1/17/26)	100.0 (6-of-6) - Sam Hoiberg, Nebraska (11/21/25) 100.0 (5-of-5) - Andrija Vukovic, Oklahoma State (1/17/26)
<b>Highest FG Percentage (min. 10 made)</b>	83.3 (10-of-12) - P.J. Haggerty vs. South Dakota (12/20/25)	76.9 (10-of-13) - Flory Bidunga, Kansas (1/24/26)
<b>3-Point Field Goals Made</b>	7 - Abdi Bashir Jr. vs. Nebraska (11/21/25)	7 - Chris Bell, California (11/13/25)
<b>3-Point Field Goals Attempted</b>	15 - Abdi Bashir Jr. vs. Nebraska (11/21/25)	14 - Pryce Sandfort, Nebraska (11/21/25)
<b>3-Point Field Goal Percentage (min. 3 made)</b>	85.7 (6-of-7) - Nate Johnson vs. UNC Greensboro (11/4/25)	77.8 (7-of-9) - Chris Bell, California (11/13/25)
<b>Free Throws</b>	11 - P.J. Haggerty vs. Bellarmine (11/8/25) 11 - P.J. Haggerty vs. Tulsa (11/17/25)	13 - Reed Bailey, Indiana (11/25/25)
<b>Free Throws Attempted</b>	12 - P.J. Haggerty vs. Bellarmine (11/8/25) 12 - P.J. Haggerty vs. California (11/13/25) 12 - P.J. Haggerty vs. Tulsa (11/17/25) 12 - P.J. Haggerty at Arizona State (1/10/26) 12 - P.J. Haggerty vs. Kansas (1/24/26)	15 - Reed Bailey, Indiana (11/25/25)
<b>Free Throw Percentage (min. 5 made)</b>	100.0 (5-of-5) - Abdi Bashir Jr. vs. Nebraska (11/21/25) 100.0 (7-of-7) - Nate Johnson at Arizona (1/7/26) 100.0 (6-of-6) - Nate Johnson vs. Baylor (2/17/26)	100.0 (8-of-8) - Myles Rigsby, Tulsa (11/17/25) 100.0 (6-of-6) - Sam Towns, Bowling Green (12/1/25) 100.0 (9-of-9) - A.J. Staton-McCray, Seton Hall (12/6/25) 100.0 (7-of-7) - Parsa Fallah, Oklahoma State (1/17/26) 100.0 (7-of-7) - Elmarko Jackson, Kansas (1/24/26) 100.0 (6-of-6) - Tre White, Kansas (1/24/26)
<b>Free Throw Percentage (min. 10 made)</b>	91.7 (11-of-12) - P.J. Haggerty vs. Bellarmine (11/8/25) 91.7 (11-of-12) - P.J. Haggerty vs. Tulsa (11/17/25)	92.3 (12-of-13) - Krystian Lewis, ULM (12/28/25)
<b>Offensive Rebounds</b>	8 - Dorin Buca vs. Kansas (1/24/26)	7 - Tobe Awaka, Arizona (1/7/26) 7 - Santiago Trouet, Arizona State (1/10/26) 7 - Parsa Fallah, Oklahoma State (1/17/26)
<b>Defensive Rebounds</b>	8 - Nate Johnson vs. UNC Greensboro (11/4/25) 8 - Nate Johnson at Houston (2/14/26)	10 - Koa Peat, Arizona (1/7/26)
<b>Total Rebounds</b>	11 - Dorin Buca vs. Kansas (1/24/26)	12 - Motiejus Krivas, Arizona (1/7/26) 12 - Baba Miller, Cincinnati (2/11/26)
<b>Assists</b>	11 - P.J. Haggerty vs. Bellarmine (11/8/25) 11 - Nate Johnson at TCU (2/7/26)	12 - Themus Fulks, UCF (1/14/26) 12 - Melvin Council Jr., Kansas (1/24/26)
<b>Blocked Shots</b>	5 - Dorin Buca vs. Mississippi Valley State (12/8/25)	5 - Massamba Diop, Arizona State (1/10/26)
<b>Steals</b>	6 - Nate Johnson at TCU (2/7/26) 6 - Nate Johnson vs. Baylor (2/17/26)	5 - Dai Dai Ames, California (11/13/25)
<b>Minutes Played</b>	40 - P.J. Haggerty at Oklahoma State (1/17/26) 40 - P.J. Haggerty at Houston (2/14/26) 40 - Nate Johnson at Houston (2/14/26)	38 - Michael James, Mississippi Valley State (12/8/25) 38 - Maurice Odum, Arizona State (1/10/26) 38 - Themus Fulks, UCF (1/14/26) 38 - Melvin Council Jr., Kansas (1/24/26)

## Team

K-State High	K-State Low	Category	Opponent High	Opponent Low
108 vs. Mississippi Valley State (12/8/25)	54 at West Virginia (1/27/26)	<b>Points Scored</b>	101 by Arizona (1/7/26)	#49 by Mississippi Valley State (12/8/25)
41 vs. South Dakota (12/20/25)	20 at Houston (2/14/26)	<b>Field Goals</b>	35 by California (11/13/25)	#16 by Mississippi Valley State (12/8/25)
^77 at Arizona (1/7/26)	53 vs. Bellarmine (11/8/25)	<b>Field Goals Attempted</b>	72 by Seton Hall (12/6/25)	55 by West Virginia (1/27/26)
^64.4 vs. California (11/13/25)	33.8 at Arizona (1/7/26)	<b>FG Percentage</b>	56.5 by California (11/13/25)	#25.8 by Mississippi Valley State (12/8/25)
19 vs. Mississippi Valley State (12/8/25)	5 vs. Tulsa (11/17/25)	<b>3-Point Field Goals Made</b>	^16 by Cincinnati (2/11/26)	3 by Baylor (2/17/26)
36, twice	17 vs Baylor (2/17/26)	<b>3-Point Field Goals Attempted</b>	33 by Indiana (11/25/25)	18 by Mississippi Valley State (12/8/25)
60.9 vs. Bellarmine (11/8/25)	20.0, twice	<b>3-Point Field Goal Percentage</b>	57.1 by Cincinnati (2/11/26)	12.5 by Baylor (2/17/26)
19, twice	2 at Oklahoma State (1/17/26)	<b>Free Throws</b>	^30 by Arizona (1/7/26)	6, twice
35 vs. Seton Hall (12/6/25)	4 at West Virginia (1/27/26)	<b>Free Throws Attempted</b>	^39 by Arizona (1/7/26)	9 by West Virginia (1/27/26)
90.9 vs. Mississippi State (11/20/25)	40.0 at Oklahoma State (1/17/26)	<b>Free Throw Percentage</b>	93.3 by Creighton (12/13/25)	55.0 by South Dakota (12/20/25)
19 vs. Seton Hall (12/6/25)	5 vs Baylor (2/17/26)	<b>Offensive Rebounds</b>	18, twice	7 by UCF (1/14/26)
33, twice	15 vs. Kansas (1/24/26)	<b>Defensive Rebounds</b>	40 by Arizona (1/7/26)	11 by Bellarmine (11/8/25)
47 vs. Seton Hall (12/6/25)	24 vs. Iowa State (2/1/26)	<b>Total Rebounds</b>	55 by Arizona (1/7/26)	22 by Bellarmine (11/8/25)
^29 at Arizona (1/7/26)	13, twice	<b>Fouls</b>	22 by Seton Hall (12/6/25)	10, 3 times
^3 at Arizona (1/7/26)	0, 17 times	<b>Fouled Out</b>	1, 3 times	0, 23 times
^30 vs. Mississippi Valley State (12/8/25)	9 at West Virginia (1/27/26)	<b>Assists</b>	28 by Iowa State (2/1/26)	10 by Utah (1/20/26)
19 at Indiana (11/25/25)	6 vs. Bowling Green (12/1/25)	<b>Turnovers</b>	19, twice	7, twice
9 vs. South Dakota (12/20/25)	1, twice	<b>Blocked Shots</b>	10 by Arizona State (1/10/26)	0, twice
13, twice	3 vs. Bowling Green (12/1/25)	<b>Steals</b>	12 by Bellarmine (11/8/25)	2 by Kansas (1/24/26)
\$56, twice	#18 vs. Kansas (1/24/26)	<b>Points in Paint</b>	56 by Arizona (1/7/26)	10 by Mississippi Valley State (12/8/25)
26 at Houston (2/14/26)	4 at Arizona (1/7/26)	<b>Points off Turnovers</b>	27, twice	2 by Creighton (12/13/25)
20 at Arizona State (1/10/26)	4, twice	<b>2nd Chance Points</b>	^24 by Arizona State (1/10/26)	7 by Mississippi Valley State (12/8/25)
^27, 3 times	6, twice	<b>Fast Break Points</b>	26 by Arizona (1/7/26)	0 by Bowling Green (12/1/25)
42 vs. South Dakota (12/20/25)	6, 3 times	<b>Bench Points</b>	36 by Oklahoma State (1/17/26)	9 by ULM (12/28/25)
57 vs. South Dakota (12/20/25)	19 at Houston (2/14/26)	<b>Points/1st Half</b>	53 by Cincinnati (2/11/26)	21 by Mississippi Valley State (12/8/25)
^67.6, twice	20.8 at Houston (2/14/26)	<b>FG Percentage/1st Half</b>	58.1 by Iowa State (2/1/26)	19.4 by Mississippi Valley State (12/8/25)
60 vs. UNC Greensboro (11/4/25)	31, twice	<b>Points/2nd Half</b>	62 by California (11/13/25)	28 by Mississippi Valley State (12/8/25)
66.7 vs. Baylor (2/17/26)	27.8 at Creighton (12/13/25)	<b>FG Percentage/2nd Half</b>	67.6 by California (11/13/25)	32.3 by Mississippi Valley State (12/8/25)
—	—	<b>Points/Overtime</b>	—	—
—	—	<b>FG Percentage/Overtime</b>	—	—

^High in Jerome Tang era  
#Low in Jerome Tang era  
\$School record



# 2025-26 LINEUP COMBINATIONS / NCAA RANKINGS

## WILDCATS IN NCAA RANKINGS

### Team Stats in the Top 50

Category	Stat	Ranking
Fastbreak Points	15.4	20
Assists/Game	17.8	21
3-pt Field Goals/Game	9.8	42
3-pt Field Goal %	36.7	48

### Player Stats in the Top 100

Category	Player	Stat	Ranking
Field Goals	P.J. Haggerty	229	2
Field Goal Att	P.J. Haggerty	464	2
Free Throws	P.J. Haggerty	123	76
Free Throw Att	P.J. Haggerty	175	43
Minutes/Game	P.J. Haggerty	34.5	61
Points	P.J. Haggerty	617	2
Points/Game	P.J. Haggerty	23.7	2
Steals	Nate Johnson	57	22
Steals/Game	Nate Johnson	2.19	25
3-pt Field Goal %	Abdi Bashir Jr.	44.4	7
3-pointers/Game	Abdi Bashir Jr.	3.72	3
Total 3-point FGM	Abdi Bashir Jr.	67	95

## KILL SHOTS

A "kill shot" is a term coined by college basketball analytics reporter **Evan Miyakawa**. Miyakawa defines a "kill shot" as any time that a team scores 10 or more unanswered points against their opponent. The ability to maximize "kill shots" while minimizing your opponent's "kill shots" plays a major factor in erasing deficits and holding leads.

Run	Score Before	Score After	Opponent
15-0	55-45, 12:35	70-45, 9:39	UNC Greensboro
10-0	15-12, 11:23	25-12, 7:35	Bellarmine
13-0	5-9, 15:54	18-9, 13:22	California
11-0	71-64, 8:46	82-64, 6:16	Mississippi State
11-0	35-45, 19:26	46-45, 17:06	Nebraska
10-0	4-20, 11:33	14-20, 9:00	Indiana
14-0	36-18, 6:38	50-18, 2:04	Mississippi Valley
11-0	8-7, 18:03	19-7, 14:48	South Dakota
10-0	57-36, 19:45	67-36, 16:44	South Dakota
11-0	8-6, 16:38	19-6, 14:12	TCU

## WILDCATS BY THE MONTH

Month	Record	PPG	Opp. PPG	Margin	FG%	Opp. FG%	3P%	Opp. 3P%	RPG	APG
November	5-2	89.4	80.4	+9.0	50.8	46.5	42.9	30.9	34.4	19.4
December	4-2	87.3	74.3	+13.0	47.8	39.9	36.9	36.0	42.2	19.8
January	1-7	73.3	82.5	-9.3	41.4	47.3	32.9	29.9	32.8	16.0
February	1-4	71.8	84.4	-12.6	45.1	46.1	34.2	38.1	29.2	15.8
March										

## STARTING LINEUPS

Date	Opponent	G	G	G	G/W	W
11.4	UNC GREENSBORO	P.J. Haggerty	Nate Johnson	Abdi Bashir Jr.	Mobi Ikegwuruka	Khamari McGriff
11.8	BELLARMINE	P.J. Haggerty	Nate Johnson	Abdi Bashir Jr.	Elias Rapieque	Khamari McGriff
11.13	CALIFORNIA	P.J. Haggerty	Nate Johnson	Abdi Bashir Jr.	Elias Rapieque	Khamari McGriff
11.17	TULSA	P.J. Haggerty	Nate Johnson	Abdi Bashir Jr.	Elias Rapieque	Khamari McGriff
11.20	vs. Mississippi State	P.J. Haggerty	Nate Johnson	Abdi Bashir Jr.	Elias Rapieque	Khamari McGriff
11.21	vs. Nebraska	P.J. Haggerty	Nate Johnson	Abdi Bashir Jr.	Elias Rapieque	Khamari McGriff
11.25	@Indiana	P.J. Haggerty	Nate Johnson	Abdi Bashir Jr.	Elias Rapieque	Khamari McGriff
12.1	BOWLING GREEN	P.J. Haggerty	David Castillo	Abdi Bashir Jr.	Nate Johnson	Khamari McGriff
12.6	SETON HALL	P.J. Haggerty	David Castillo	Abdi Bashir Jr.	Nate Johnson	Khamari McGriff
12.8	MISSISSIPPI VALLEY	P.J. Haggerty	Nate Johnson	Abdi Bashir Jr.	Elias Rapieque	Khamari McGriff
12.13	@Creighton	P.J. Haggerty	Nate Johnson	Abdi Bashir Jr.	Elias Rapieque	Khamari McGriff
12.20	SOUTH DAKOTA	P.J. Haggerty	Nate Johnson	Abdi Bashir Jr.	Elias Rapieque	Khamari McGriff
12.28	ULM	P.J. Haggerty	Nate Johnson	Abdi Bashir Jr.	Elias Rapieque	Khamari McGriff
1.3	BYU*	P.J. Haggerty	Nate Johnson	Abdi Bashir Jr.	Taj Manning	Khamari McGriff
1.7	@Arizona*	P.J. Haggerty	Nate Johnson	Abdi Bashir Jr.	Elias Rapieque	Khamari McGriff
1.10	@Arizona State*	P.J. Haggerty	Nate Johnson	Abdi Bashir Jr.	Elias Rapieque	Khamari McGriff
1.14	UCF*	P.J. Haggerty	Nate Johnson	Abdi Bashir Jr.	Taj Manning	Khamari McGriff
1.17	@Oklahoma State*	P.J. Haggerty	Nate Johnson	Abdi Bashir Jr.	Taj Manning	Khamari McGriff
1.20	UTAH*	P.J. Haggerty	Nate Johnson	David Castillo	Taj Manning	Dorin Buca
1.24	KANSAS*	P.J. Haggerty	Nate Johnson	David Castillo	Taj Manning	Dorin Buca
1.27	@West Virginia*	P.J. Haggerty	Nate Johnson	David Castillo	Taj Manning	Dorin Buca
2.1	IOWA STATE*	P.J. Haggerty	Nate Johnson	David Castillo	Taj Manning	Dorin Buca
2.7	@TCU*	P.J. Haggerty	Nate Johnson	David Castillo	Taj Manning	Khamari McGriff
2.11	CINCINNATI*	P.J. Haggerty	Nate Johnson	David Castillo	Taj Manning	Khamari McGriff
2.14	@Houston*	P.J. Haggerty	Nate Johnson	David Castillo	Taj Manning	Khamari McGriff
2.17	BAYLOR*	P.J. Haggerty	Nate Johnson	David Castillo	Taj Manning	Khamari McGriff
2.21	@Texas Tech*					
2.25	@Colorado*					
2.28	TCU*					
3.3	WEST VIRGINIA*					
3.7	@Kansas*					

## COMBINATIONS

Rank	Combination	Times Used	K-State Record	Last Time Used
1	Haggerty / N. Johnson / Bashir / Ikegwuruka / McGriff	1	1-0	11/4/25 vs. UNC Greensboro
2	Haggerty / N. Johnson / Bashir / Rapieque / McGriff	12	8-4	1/10/26 at Arizona State
3	Haggerty / Castillo / Bashir / N. Johnson / McGriff	2	0-2	12/6/25 vs. Seton Hall
4	Haggerty / N. Johnson / Bashir / Manning / McGriff	3	0-3	1/18/26 at Oklahoma State
5	Haggerty / N. Johnson / Castillo / Manning / Buca	4	1-3	2/1/26 vs. Iowa State
6	Haggerty / N. Johnson / Castillo / Manning / McGriff	4	1-3	2/17/26 vs. Baylor

## STARTING STREAKS & TOTALS

#	Player	Streak	2025-26	Career	K-State Career	Big 12 Play
0	Elias Rapieque	—	13	13	13	2
1	Abdi Bashir Jr.	—	18	50	18	5
2	Exavier Wilson	—	—	—	—	—
3	C.J. Jones	—	—	59	9	1
4	P.J. Haggerty	26	26	92	26	13
6	Marcus Johnson	—	—	—	—	—
10	David Castillo	8	10	12	12	8
14	Mobi Ikegwuruka	—	1	1	1	—
15	Taj Manning	10	11	12	12	11
21	Khamari McGriff	4	22	64	22	9
22	Dorin Buca	—	3	3	3	3
23	Stephen Osei	—	—	—	—	—
34	Nate Johnson	26	26	86	26	13
47	Andrej Kostic	—	—	—	—	—

# 2025-26 SPECIALITY STATS / BIGGEST LEAD / TIME IN LEAD

## SPECIALITY STATS

Date	Opponent	PAINT		OFF TOs		2ND CHANCE		FAST BREAK		BENCH		HALFTIME SCORE		
		KS	Opp.	KS	Opp.	KS	Opp.	KS	Opp.	KS	Opp.	KS	Opp.	Marg
11.4	UNC GREENSBORO	34	28	21	17	14	10	26	8	21	10	33	34	-1
11.8	BELLARMINE	38	46	20	19	17	15	6	9	31	21	46	30	+16
11.13	CALIFORNIA	56	34	22	27	12	13	27	15	28	15	55	34	+21
11.17	TULSA	46	34	12	14	17	15	26	10	23	33	39	34	+5
11.20	vs. Mississippi State	42	30	17	4	9	8	17	4	24	34	44	36	+8
11.21	vs. Nebraska	24	48	18	24	13	11	12	4	8	20	35	45	-10
11.25	@Indiana	24	32	16	27	4	11	11	14	26	16	27	39	-12
12.1	BOWLING GREEN	32	30	6	9	14	17	9	0	6	13	35	49	-14
12.6	SETON HALL	34	40	7	22	10	18	12	11	12	22	29	35	-6
12.8	MISSISSIPPI VALLEY	34	10	17	4	17	7	27	11	38	11	55	21	+34
12.13	@Creighton	34	24	8	2	16	11	9	10	25	17	51	33	+18
12.20	SOUTH DAKOTA	56	38	11	10	14	15	27	12	42	29	57	34	+23
12.28	ULM	44	32	15	20	11	6	16	11	28	9	46	36	+10
1.3	BYU*	48	32	17	7	7	20	4	11	17	13	35	45	-10
1.7	@Arizona*	36	56	4	9	13	19	13	26	29	20	36	51	-15
1.10	@Arizona State*	28	50	16	13	20	24	23	14	14	7	38	36	+2
1.14	UCF*	44	40	10	8	9	12	15	14	6	22	28	42	-14
1.17	@Oklahoma State*	32	40	10	26	16	23	11	14	15	36	43	48	-5
1.20	UTAH*	32	40	8	14	6	12	17	11	8	13	46	43	+3
1.24	KANSAS*	18	46	12	10	11	21	9	8	12	19	35	37	-2
1.27	@West Virginia*	24	30	18	8	4	15	8	10	6	14	22	28	-6
2.1	IOWA STATE*	32	36	6	21	8	10	12	14	13	24	21	50	-29
2.7	@TCU*	34	34	20	22	12	19	14	17	18	22	46	42	+4
2.11	CINCINNATI*	34	24	13	15	13	20	6	13	15	21	31	53	-22
2.14	@Houston*	22	26	26	18	13	15	20	10	9	20	19	33	-14
2.17	BAYLOR*	46	42	23	17	10	20	24	12	12	17	41	34	+7
2.21	@Texas Tech*													
2.25	@Colorado*													
2.28	TCU*													
3.3	WEST VIRGINIA*													
3.7	@Kansas*													

## BIGGEST LEAD/TIME IN LEAD

Date	Opponent	W/L	Score	KS Big Lead	Opp Big Lead	Times Tied	LC	KS in Lead	Opp in Lead	Tied
11.4	UNC GREENSBORO	W	93-64	32	10	3	10	22:06	15:56	1:58
11.8	BELLARMINE	W	98-71	27	1	3	2	37:13	0:13	2:34
11.13	CALIFORNIA	W	99-96	25	4	2	3	36:20	1:43	1:57
11.17	TULSA	W	84-83	10	5	8	10	29:53	6:07	4:00
11.20	vs. Mississippi State	W	98-77	23	4	2	6	33:59	4:57	1:04
11.21	vs. Nebraska	L	85-86	15	5	11	13	8:00	23:41	8:19
11.25	@Indiana	L	69-86	—	23	—	—	—	39:47	0:13
12.1	BOWLING GREEN	L	66-82	—	18	—	—	—	39:04	0:56
12.6	SETON HALL	L	67-78	2	17	3	3	0:54	36:42	2:24
12.8	MISSISSIPPI VALLEY	W	108-49	61	—	1	—	38:35	—	1:25
12.13	@Creighton*	W	83-76	20	3	2	5	36:51	0:56	2:13
12.20	SOUTH DAKOTA*	W	106-76	36	2	—	1	39:11	0:28	0:21
12.28	ULM*	W	94-85	20	6	4	2	27:01	10:54	2:05
1.3	BYU*	L	73-83	5	12	2	4	3:34	34:00	2:26
1.7	@Arizona*	L	76-101	—	29	2	—	—	39:11	0:49
1.10	@Arizona State*	L	84-87	7	9	9	9	15:55	16:18	7:47
1.14	UCF*	L	73-82	2	16	1	6	1:35	37:11	1:14
1.17	@Oklahoma State*	L	83-84	5	10	11	13	9:05	26:32	4:23
1.20	UTAH*	W	81-78	10	5	6	9	25:00	11:37	3:23
1.24	KANSAS*	L	62-86	2	24	1	6	3:34	35:34	0:52
1.27	@West Virginia*	L	54-59	8	10	3	3	20:29	17:39	1:52
2.1	IOWA STATE*	L	61-95	2	39	1	2	0:21	38:17	1:22
2.7	@TCU*	L	82-84	18	2	1	1	39:30	0:07	0:23
2.11	CINCINNATI*	L	62-91	—	32	—	—	—	39:41	0:19
2.14	@Houston*	L	64-78	9	24	—	2	10:52	28:55	0:53
2.17	BAYLOR*	W	90-74	21	—	—	—	39:03	—	0:57
2.21	@Texas Tech*									
2.25	@Colorado*									
2.28	TCU*									
3.3	WEST VIRGINIA*									
3.7	@Kansas*									

### RECORD BY GAME TIME

Time	When K-State Leads	When Opponent Leads	When Tied
10:00, 1st half	9-2	2-13	0-0
Halftime	10-2	1-13	0-0
10:00	9-4	2-11	0-0
5:00	11-2	0-13	0-0
2:00	9-2	2-13	0-0
1:00	9-1	1-12	1-2

### HALF SPLITS

K-State	Most Points	Fewest Points
1st Half	57, 12/20/25 vs. USD	19, 2/14/26 at UH
2nd Half	60, 11/4/25 vs. UNCG	27, 1/24/26 vs. KU
Overtime	—	—

Opponents	Most Points	Fewest Points
1st Half	53, 2/11/26 by Cincinnati	21, 12/8/25 by MVSU
2nd Half	62, 11/13/25 by Cal	28, 12/8/25 by MVSU
Overtime	—	—

### Halftime Margin

Biggest Lead	61 points, 12/8/25 by K-State
Biggest Deficit	39 points, 2/1/26 vs. Iowa State

### OPENING TIP

Result	Record
K-State controls	7-5
Opponent controls	4-10

### FIRST OFF BENCH

Player	Times
Dorin Buca	16
David Castillo	7
C.J. Jones	7
Mobi Ikegwuruka	4
Taj Manning	4
Marcus Johnson	3
Elias Rapieque	3
Andrej Kostic	1

### DOUBLE-DOUBLES

Player	S/C	Date/Opp.	Stat Line
P.J. Haggerty	1/3	11/8/25 vs. Bellarmine	23p/11a
P.J. Haggerty	2/4	11/17/25 vs. Tulsa	31p/10r
Nate Johnson	1/2	2/7/26 at TCU	13p/11a
Nate Johnson	2/3	2/14/26 at Houston	12p/10r

# THE LAST TIME K-STATE...

## Team

**K-State was ranked No. 1 in AP Top 25:** March 14, 1959  
**K-State was ranked in AP Top 25:** No. 15 (March 13, 2023)  
**K-State was ranked in USA Today Coaches Poll:** No. 9 (April 4, 2023)  
**Played AP No. 1-ranked opponent:** Lost to Arizona, 101-76 (Jan. 7, 2026)  
**Defeated AP No. 1-ranked opponent:** Oklahoma, 80-69 (Feb. 6, 2016)  
**Defeated AP No. 1-ranked opponent on road:** Kansas, 68-64 (Jan. 17, 1994)  
**Played AP No. 2-ranked opponent:** Defeated No. 2 Kansas, 83-82 [OT] (Jan. 17, 2023)  
**Defeated opponent ranked 3-10 by AP:** No. 3 Iowa State, 80-61 (Feb. 1, 2025)  
**Defeated opponent ranked 3-10 by AP on the road:** No. 3 Iowa State, 80-61 (Feb. 1, 2025)  
**Defeated opponent ranked 11-15 by AP:** No. 13 Arizona, 73-70 (Feb. 11, 2025)  
**Defeated AP Top 25 opponent at home:** No. 13 Arizona, 73-70 (Feb. 11, 2025)  
**Defeated AP Top 25 opponent on the road:** No. 3 Iowa State, 80-61 (Feb. 1, 2025)  
**Defeated consecutive AP Top 25 opponents on the road:**  
 No. 6 Texas, 116-103 (Jan. 3, 2023) and No. 19 Baylor, 97-95 [OT] (Jan. 7, 2023)  
**Defeated AP Top 25 opponent at neutral site:** No. 18 Kentucky, 61-58 (March 22, 2018)

## Scoring

**Scored 20 or more points:** 34 by P.J. Haggerty and 33 by Nate Johnson vs. Baylor (Feb. 17, 2026)  
**Reserve scored 20 or more points:** 20 by Macaleeb Rich at Wichita State (Dec. 21, 2024)  
**Freshman scored 20 or more points:** 23 by Nijel Pack vs. TCU (March 10, 2021)  
**Scored 30 or more points:** 34 by P.J. Haggerty and 33 by Nate Johnson vs. Baylor (Feb. 17, 2026)  
**Freshman scored 30 or more points:** 34 by Marcus Foster vs. Texas (Feb. 8, 2014)  
**Scored 35 or more points:** 37 by P.J. Haggerty vs. Mississippi State (Nov. 20, 2025)  
**Scored 40 or more points:** 44 by Denis Clemente at Texas (Jan. 31, 2009)  
**Scored 50 or more points:** 62 by Askia Jones vs. Fresno State (March 24, 1994) *school record*  
**Two or more Wildcats scored 30 or more points in same game:**  
 P.J. Haggerty (34) and Nate Johnson (33) vs. Baylor (Feb. 17, 2026)  
**Two or more Wildcats scored 25 or more points in same game:**  
 P.J. Haggerty (34) and Nate Johnson (33) vs. Baylor (Feb. 17, 2026)  
**Two or more Wildcats scored 20 or more points in same game:**  
 P.J. Haggerty (34) and Nate Johnson (33) vs. Baylor (Feb. 17, 2026)  
**Three or more Wildcats scored 20 or more points in same game:**  
 P.J. Haggerty (23 points), Khamari McGriff (21 points) and Nate Johnson (20 points) vs. California (Nov. 13, 2025)  
**Scored 20 points in one half:** 28 (2nd) by P.J. Haggerty vs. Utah (Jan. 20, 2026)  
**Scored 20 points/two straight games:**  
 P.J. Haggerty (5), 23 vs. No. 8/9 Iowa State (Feb. 1, 2026), 30 at TCU (Feb. 7, 2026), 24 vs. Cincinnati (Feb. 11, 2026), 23 at No. 3/3 Houston (Feb. 14, 2026), 34 vs. Baylor (Feb. 17, 2026)  
**Scored 20 points/three straight games:**  
 P.J. Haggerty (5), 23 vs. No. 8/9 Iowa State (Feb. 1, 2026), 30 at TCU (Feb. 7, 2026), 24 vs. Cincinnati (Feb. 11, 2026), 23 at No. 3/3 Houston (Feb. 14, 2026), 34 vs. Baylor (Feb. 17, 2026)  
**Scored 20 points/four straight games:**  
 P.J. Haggerty (5), 23 vs. No. 8/9 Iowa State (Feb. 1, 2026), 30 at TCU (Feb. 7, 2026), 24 vs. Cincinnati (Feb. 11, 2026), 23 at No. 3/3 Houston (Feb. 14, 2026), 34 vs. Baylor (Feb. 17, 2026)  
**Scored 30 points/two straight games:**  
 P.J. Haggerty, 31 vs. Tulsa (Nov. 17, 2025), 37 vs. Mississippi State (Nov. 20, 2025)  
**No Wildcat scored in double figures:** at Nebraska (Jan. 26, 1983)  
**One Wildcat scored in double figures:** P.J. Haggerty (24) vs. Cincinnati (Feb. 11, 2026)  
**Four Wildcats scored in double figures:**  
 P.J. Haggerty (30), Marcus Johnson (15), Nate Johnson (13), David Castillo (11) at TCU (Feb. 7, 2026)  
**Five Wildcats scored in double figures:**  
 P.J. Haggerty (24), David Castillo (16), Abdi Bashir Jr. (15), Nate Johnson (15), Khamari McGriff (10) vs. South Dakota (Dec. 20, 2025)  
**Six Wildcats scored in double figures:** Achor Achor (21), Dug McDaniel (18), David Castillo (17), David N'Guessan (17), Brendan Hausen (14), Max Jones (12) vs. UAPB (Dec. 1, 2024)  
**Seven Wildcats scored in double figures:** Keyontae Johnson (18), Nae'Qwan Tomlin (15), Desi Sills (14), David N'Guessan (12), Cam Carter (10), Dorian Finister (10) and Markquis Nowell (10) vs. UIW (Dec. 11, 2022)  
**All five Wildcat starters scored in double figures:** Khamari McGriff (12), Abdi Bashir Jr. (11), P.J. Haggerty (11), Nate Johnson (11), David Castillo (10) vs. Seton Hall (Dec. 6, 2025)  
**K-State scored 70 or more points:** 90 vs. Baylor (Feb. 17, 2026)  
**K-State scored 80 or more points:** 90 vs. Baylor (Feb. 17, 2026)  
**K-State scored 90 or more points:** 90 vs. Baylor (Feb. 17, 2026)  
**K-State scored 100 or more points:** 106 vs. South Dakota (Dec. 20, 2025)

## Field Goal Shooting

**Made 10 or more field goals:** 15 by P.J. Haggerty and 11 by Nate Johnson vs. Baylor (Feb. 17, 2026)  
**Made 15 or more field goals:** 15 by P.J. Haggerty vs. Baylor (Feb. 17, 2026)  
**100 percent from the field (min. 10 att):** 100.0% (11-11) by Eddie Elder vs. Colorado (Feb. 23, 1985)  
**100 percent from the field (min. 5 att):** 100% (7-7) by Khamari McGriff at Oklahoma State (Jan. 17, 2026)  
**K-State connected on 50 percent or better:** 56.7 (34-60) vs. Baylor (Feb. 17, 2026)  
**K-State connected on 50 percent or better in both halves:**  
 50.0% (17-34)/1st half and 50.0% (14-28)/2nd half vs. Utah (Jan. 20, 2026)  
**K-State connected on 60 percent or better:** 62.1 (41-66) vs. South Dakota (Dec. 20, 2025)  
**K-State connected on 60 percent or better in both halves:**  
 67.6% (23-34)/1st half and 60.0% (15-25)/2nd half vs. California (Nov. 13, 2025)  
**K-State connected on 70 percent or better:** 70.0 (42-60) vs. Southern Colorado (Nov. 30, 1985)  
**K-State made 30 or more field goals:** 34 vs. Baylor (Feb. 17, 2026)  
**K-State made 40 or more field goals:** 41 vs. South Dakota (Dec. 20, 2025)  
**K-State made 45 or more field goals:** 49 vs. Morgan State (Jan. 5, 1985) *school record*

**K-State made 50 or more field goals:** *Never been done in recorded school history*  
**K-State attempted 60 or more field goals:** 60 vs. Baylor (Feb. 17, 2026)  
**K-State attempted 70 or more field goals:** 70 at Arizona State (Jan. 10, 2026)  
**K-State attempted 80 or more field goals:** 88 vs. South Dakota (Jan. 3, 2010)  
**K-State attempted 90 or more field goals:** 94 vs. Houston (March 14, 1970)  
**K-State attempted 100 or more field goals:** 103 vs. Cal State Fullerton (Dec. 2, 1967)

## 3-Point Field Goal Shooting

**Made 5 or more 3-point field goals:** 5 by Nate Johnson vs. Baylor (Feb. 17, 2026)  
**Made 10 or more 3-point field goals:** 14 by Askia Jones vs. Fresno State (March 24, 1994) *school record*  
**100 percent from the field (min. 5 att):** 100.0% (5-5) by David Castillo vs. Bellarmine (Nov. 8, 2025)  
**K-State connected on 50 percent or better (min. 10 att):** 52.2% (12-23) vs. Utah (Jan. 20, 2026)  
**K-State connected on 60 percent or better (min. 10 att):** 60.9% (14-23) vs. Bellarmine (Nov. 8, 2025)  
**K-State connected on 70 percent or better (min. 10 att):** 71.4% (10-14) vs. Western Illinois (Nov. 11, 2016)  
**K-State connected on 80 percent or better (min. 10 att):** 80.0% (8-10) vs. Coastal Carolina (Dec. 6, 1997)  
**K-State made 10 or more 3-point field goals:** 11 at TCU (Feb. 7, 2026)  
**K-State made 15 or more 3-point field goals:** 15 at Oklahoma State (Jan. 17, 2026)  
**K-State made 20 or more 3-point field goals:** 21 vs. UAPB (Dec. 1, 2024)  
**K-State attempted 30 or more 3-point field goals:** 34 at Oklahoma State (Jan. 17, 2026)  
**K-State attempted 35 or more 3-point field goals:** 36 at No. 1/2 Arizona (Jan. 7, 2026)  
**K-State attempted 40 or more 3-point field goals:** 40 vs. UAPB (Dec. 1, 2024) *school record*

## Double-Double / Triple-Double

**Had a Triple-Double:** *Never happened in recorded school history*  
**Had a 20/20 Double-Double (Pts/Rebs):** Michael Beasley (28 pts, 22 rebs) vs. Western Illinois (Nov. 17, 2007)  
**Had a 30/10 Double-Double (Pts/Rebs):** P.J. Haggerty (31 pts, 10 rebs) vs. Tulsa (11/17/25)  
**Had a 20/10 Double-Double (Pts/Rebs):** P.J. Haggerty (31 pts, 10 rebs) vs. Tulsa (11/17/25)  
**Had a Double-Double (Pts/Rebs):** Nate Johnson (12 pts, 10 rebs) at No. 3/3 Houston (Feb. 14, 2026)  
**Had a Double-Double (Pts/Asts):** Nate Johnson (13 pts, 11 asts) at TCU (Feb. 7, 2026)  
**Had a Double-Double (Rebs/Asts):** *Never happened in recorded school history*  
**Had a Double-Double (Pts/Rebs) in a Half:** David N'Guessan (16 pts, 10 rebs) 2H vs. Arizona State (Feb. 23, 2025)  
**Had a Double-Double (Pts/Rebs) in Consecutive Games:**  
 David N'Guessan (12 pts, 17 rebs) at TCU (Jan. 4, 2025) and (12 pts, 12 rebs) at Oklahoma State (Jan. 7, 2025)  
**Had a Double-Double (Pts/Asts) in Consecutive Games:**  
 Markquis Nowell (20 pts, 19 asts vs. Michigan State; March 23, 2023) and (30 pts, 12 asts vs. No. 25/25 FAU (March 25, 2023)  
**Two Players with Double-Doubles in Same Game:**  
 Selton Miguel (12 pts, 10 rebs) and Mark Smith (14 pts, 10 rebs) vs. UAlbany (Dec. 1, 2021)

*^Second 30-point, 10-assist game in school history and first in an NCAA Tournament game*

## Free Throw Shooting

**Made 10 or more free throws:** 10 by P.J. Haggerty vs. ULM (Dec. 28, 2025)  
**Made 15 or more free throws:** 15 by Jacob Pullen vs. Kansas (Feb. 14, 2011)  
**Perfect at the FT line (min. 10 att):** 10-10 by Taylor Perry vs. Texas (March 13, 2024)  
**Perfect at the FT line:** 17-17 by Steve Henson at Iowa State (Feb. 24, 1988) *school record*  
**K-State connected on 80 percent or better (min. 15 att.):** 82.4% (14-17) vs. Baylor (Feb. 17, 2026)  
**K-State connected on 90 percent or better (min. 15 att.):** 90.5% (19-21) vs. Tulsa (Nov. 17, 2025)  
**K-State connected on 100 percent or better (min. 15 att.):** 100% (16-16) vs. Nebraska (Jan. 26, 1980)  
**K-State made 20 or more free throws:** 25 vs. Mississippi Valley State (Nov. 19, 2024)  
**K-State made 30 or more free throws:** 34 vs. North Alabama (Dec. 2, 2023)  
**K-State made 40 or more free throws:** 41 vs. Oklahoma (Dec. 29, 1958)  
**K-State attempted 30 or more free throws:** 35 vs. Seton Hall (Dec. 6, 2025)  
**K-State attempted 40 or more free throws:** 48 vs. North Alabama (Dec. 2, 2023)  
**K-State attempted 50 or more free throws:** 54 at Colorado (Jan. 16, 2010)  
**K-State attempted 55 or more free throws:** 56 vs. Purdue (Dec. 1, 1958) *school record*

## Rebounds

**Had 10 or more rebounds:** 10 by Nate Johnson at No. 3/3 Houston (Feb. 14, 2026)  
**Had 15 or more rebounds:** 17 by David N'Guessan at TCU (Jan. 4, 2025)  
**Had 20 or more rebounds:** 22 by Michael Beasley vs. Western Illinois (Nov. 17, 2007)  
**Had 10 or more rebounds in consecutive games:**  
 David N'Guessan (17 at TCU (Jan. 4, 2025) and 12 at Oklahoma State (Jan. 7, 2025)  
**Multiple players had 10 or more rebounds:** Selton Miguel (10 rebs) and Mark Smith (10 rebs) vs. UAlbany (Dec. 1, 2021)  
**K-State had 20 or more offensive rebounds:** 21 vs. Mississippi State (Nov. 19, 2024)  
**K-State had 30 or more defensive rebounds:** 33 vs. South Dakota (Dec. 20, 2025)  
**K-State had 40 or more rebounds:** 43 vs. ULM (Dec. 28, 2025)  
**K-State had 50 or more rebounds:** 63 vs. Central Arkansas (Nov. 22, 2023)  
**K-State had 60 or more rebounds:** 63 vs. Central Arkansas (Nov. 22, 2023)

## Assists

**Had 10 or more assists:** 11 by Nate Johnson at TCU (Feb. 7, 2026)  
**Had 15 or more assists:** 19 by Markquis Nowell vs. Michigan State (March 23, 2023) *school record*  
**K-State had 20 or more assists:** 24 at TCU (Feb. 7, 2026)  
**K-State had 30 or more assists:** 30 vs. Mississippi Valley State (Dec. 8, 2025)

# THE LAST TIME K-STATE...

## Blocked Shots

**Had 5 or more blocked shots:** 5 by Dorin Buca vs. Mississippi Valley State (Dec. 8, 2025)

**Had 10 or more blocked shots:** *Never happened in recorded school history*

**K-State had 5 or more blocked shots:** 5 at TCU (Feb. 7, 2026)

**K-State had 10 or more blocked shots:** 11 vs. North Florida (Dec. 11, 2011)

## Steals

**Had 5 or more steals:** 6 by Nate Johnson at TCU (Feb. 7, 2026)

**Had 10 or more steals:** *Never happened in recorded school history*

**K-State had 10 or more steals:** 13 vs. Baylor (Feb. 17, 2026)

**K-State had 15 or more steals:** 15 vs. Oklahoma State (Jan. 29, 2025)

## Turnovers

**K-State had 3 or fewer turnovers:** 3 vs. SIU-Edwardsville (Dec. 14, 1978) *school record*

**K-State had 5 or fewer turnovers:** 5 at No. 9/10 Kansas (Jan. 18, 2025)

**Opponent committed 15 or more turnovers:** 19 by Baylor (Feb. 17, 2026)

**Opponent committed 20 or more turnovers:** 21 by Oklahoma State (Jan. 29, 2025)

## Overtime

**Played an Overtime Game:** Lost to Drake, 73-70 (Dec. 17, 2024)

**Played an Overtime Game at home:** Won vs. West Virginia, 94-90 (Feb. 26, 2024)

**Played a 2-Overtime Game:** Lost at No. 13/13 Baylor, 79-72 (Jan. 20, 2016)

**Played a 3-Overtime Game:** Lost at Oregon State, 87-72 (Dec. 6, 2003)

**Played a 4-Overtime Game:** Lost at Missouri State, 82-80 (Dec. 8, 1987)

**Played in Consecutive OT Games (3 in a row):**

Won vs. Oral Roberts, 88-78 (Nov. 28, 2023), Won vs. North Alabama, 75-74 (Dec. 2, 2023), Won vs. Villanova (Dec. 5, 2023)

## Winning Streaks

**K-State won consecutive games:** vs. South Dakota (Dec. 20, 2025) and ULM (Dec. 28, 2025)

**K-State had a 5 or more game winning streak:** 5, Nov. 4-20, 2025

*(longest since winning 6, Jan. 25 to Feb. 11, 2025)*

**K-State had a 10 or more game winning streak:** 10, Nov. 24, 2013 to Jan. 7, 2014

**K-State had a 15 or more game winning streak:** 21, Dec. 19, 1958 to March 13, 1959

**K-State had a 20 or more game winning streak:** 21, Dec. 19, 1958 to March 13, 1959

## Miscellaneous

**Hit a Buzzer Beater:** vs. Villanova 72-71 (Dec. 5, 2023) [Tyler Perry 3-pointer at :03.9]

**Won after trailing by at least 10 points in second half:** 10 vs. Texas (March 13, 2024)

*(down 39-29, 20:00 remaining - won 78-74)*

**Won after trailing by at least 15 points in second half:** 15 at Iowa State (Feb. 12, 2022)

*(down 45-30, 18:59 remaining - won 75-69 in overtime)*

2025-26 BOXSCORES/RECAPS

O1 UNC GREENSBORO

Nov. 4, 2025 | Manhattan, Kan. / Bramlage Coliseum

UNC Greensboro 34 30 - 64
K-STATE 33 60 - 93

- K-State erupted for 60 points in the second half to shake off a one-point halftime deficit...
► Three Wildcats scored in double figures, including a pair of 20-point efforts from junior P.J. Haggerty (27 points) and senior Nate Johnson...

UNC GREENSBORO (O-1)
No. Name PTS FG 3FG FT O D R PF A TO S B MIN
12 NEELY, Justin F 15 5-9 1-1 4-6 5 4 9 3 5 2 3 0 32

1st Half 14-35 40.0 3-9 33.3 3-4 75.0
2nd Half 9-26 34.6 3-11 27.3 9-16 56.3
GAME 23-61 37.7 6-20 30.0 12-20 60.0

K-STATE (O-1)

No. Name PTS FG 3FG FT O D R PF A TO S B MIN
14 IKEGWURUKA, Mobi W 3 1-1 0-0 1-2 1 2 3 2 2 0 1 2 17
21 McGRIFE, Khamari W 4 2-3 0-0 0-0 4 4 5 1 1 0 0 14

1st Half 12-30 40.0 3-10 30.0 6-13 46.2
2nd Half 22-37 59.5 11-17 64.7 5-7 71.4
GAME 34-67 50.7 14-27 51.9 11-20 55.0

Officials: Doug Simons, Chris Pacsi, Tommy Johnson
Attendance: 7,765 | Start Time: 7:01 p.m. | Game Duration: 2:09
K-State led for 22:06 // UNC led 15:56 // Game was tied for 1:58

Points From Off Turnovers Paint 2nd Chance Fast Break Bench
UNCG 17 28 10 8 10
K-State 21 34 14 26 21

O2 BELLARMINE

Nov. 8, 2025 | Manhattan, Kan. / Bramlage Coliseum

Bellarmine 30 41 - 71
K-STATE 46 52 - 98

- Four Wildcats scored in double figures, including the first career points/assists double-double for junior P.J. Haggerty...
► The offense continued its fast pace, as K-State (2-0) posted 90 or more points in the first 2 games for the first time in nearly 34 years...

BELLARMINE (O-2)
No. Name PTS FG 3FG FT O D R PF A TO S B MIN
11 WADDELL, Brian F 11 4-9 2-2 1-2 2 2 4 2 1 2 1 0 34
24 WILSON Jr., Michael F 19 9-14 0-2 1-3 2 1 3 2 2 2 3 0 33

1st Half 11-27 40.7 2-8 25.0 6-8 75.0
2nd Half 17-34 50.0 2-12 16.7 5-9 55.6
GAME 28-61 45.9 4-20 20.0 11-17 64.7

K-STATE (O-2)

No. Name PTS FG 3FG FT O D R PF A TO S B MIN
00 RAPEIQUE, Elias W 4 1-2 0-0 2-4 1 2 3 4 2 1 2 0 17
21 McGRIFE, Khamari W 16 8-8 0-0 0-0 2 0 2 2 0 1 1 0 14

1st Half 16-27 59.3 8-13 61.5 6-7 85.7
2nd Half 17-26 65.4 6-10 60.0 12-16 75.0
GAME 33-53 62.3 14-23 60.9 18-23 78.3

Officials: Kipp Kissinger, Marques Pettigrew, James Duke
Attendance: 8,040 | Start Time: 7:01 p.m. | Game Duration: 2:09
K-State led for 37:13 // BU led 0:13 // Game was tied for 2:34

Points From Off Turnovers Paint 2nd Chance Fast Break Bench
Bellarmine 19 46 15 9 21
K-State 20 38 17 6 31

O3 CALIFORNIA

Nov. 13, 2025 | Manhattan, Kan. / Bramlage Coliseum

California 34 62 - 96
K-STATE 55 44 - 99

- K-State scored through the nets in building as much as a 25-point lead before holding off a late charge from hot-shooting California squad in a 99-96 win on Nov. 13 before 7,521 fans at Bramlage Coliseum.
► The 195 points are the most combined points in Bramlage Coliseum history, surpassing the 194 scored between K-State and Marshall on Dec. 2, 1995.

CALIFORNIA (O-1)
No. Name PTS FG 3FG FT O D R PF A TO S B MIN
02 CAMDEN, John F 5 2-5 1-3 0-0 1 3 4 2 3 1 1 0 32
22 BELL, Chris F 27 9-13 7-9 2-2 0 0 0 2 1 2 0 1 29

1st Half 12-28 42.9 3-9 33.3 4-9 77.8
2nd Half 23-34 67.6 12-19 63.2 4-5 80.0
GAME 35-62 56.5 15-28 53.6 11-14 78.6

K-STATE (O-3)

No. Name PTS FG 3FG FT O D R PF A TO S B MIN
00 RAPEIQUE, Elias W 0 0-2 0-1 0-0 0 1 1 2 3 1 0 0 23
21 McGRIFE, Khamari W 21 8-11 0-1 5-5 1 1 2 3 0 0 2 0 20

1st Half 23-34 67.6 6-8 75.0 3-4 75.0
2nd Half 15-25 60.0 3-10 30.0 11-17 64.7
GAME 38-59 64.4 9-18 50.9 14-21 66.7

Officials: Doug Simons, Tony Padilla, Brooks Wells
Attendance: 7,521 | Start Time: 8:05 p.m. | Game Duration: 2:03
K-State led for 36:20 // Cal led 1:43 // Game was tied for 1:57

Points From Off Turnovers Paint 2nd Chance Fast Break Bench
Cal 27 34 13 15 15
K-State 22 56 12 27 28



# 2025-26 BOXSCORES/RECAPS

## 04 TULSA

Nov. 17, 2025 | Manhattan, Kan. / Bramlage Coliseum

Tulsa	34	49	—	83
<b>K-STATE</b>	39	45	—	84

► K-State rallied from a 5-point deficit with 49 seconds to play with a 6-0 run to end the game, as the Wildcats moved to 4-0 with a nail-biting 84-83 win over a defiant Tulsa squad on Nov. 17 before 7,123 fans at Bramlage Coliseum.

► Down 83-78 after a pair of free throws from junior **Myles Rigbsby** with 49 seconds remaining, K-State was able to pull out the improbable victory behind the heroics of junior **P.J. Haggerty** and sophomore **David Castillo**, who combined for the final 6 points.

► Haggerty connected on 2 free throws before a successful coach's challenge reversed an out of bounds play leading to a jumper by Haggerty that closed it to 83-82 with 31 seconds. Senior **Khamari McGriff** stole the ball on the next possession, leading to the game-winning layup by Castillo with 18 seconds.

► Tulsa (3-1) had two chances in the final seconds to escape with victory, but senior **Miles Barnstable** missed a 3-pointer with 7 seconds, then after a second coach's challenge reversed another out of bounds call this time in favor of the Golden Hurricane, graduate **David Green** missed a jumper and senior **C.J. Jones** was able to corral the rebound as the clock expired.

► Haggerty finished the night with 31 points on 10-of-17 field goals and 11-of-12 free throws to go with a game-high 10 rebounds, 3 assists and 2 steals in 32 minutes. He is the first Wildcat with a 30-point, 10-rebound performance since **Michael Beasley** registered 33 points and 14 rebounds against Colorado on March 4, 2008. He scored 27 of his game-high 31 points in the second half, which the fifth-most by any Wildcat in a half and the most since 2009.

► Haggerty was joined in double figures by McGriff, who narrowly missed his own double-double with 13 points and 9 rebounds, while Castillo and junior **Abdi Bashir Jr.** added 12 and 10 points, respectively.

► K-State entered averaging 96.7 points on 58.7 percent shooting, including 54.4 percent from 3-point range, but scored its 84 points in a different way with low in field goal percentage (44.1) and 3-point field goal percentage (20.8).

► The Wildcats shot 56.8 percent (25-of-44) inside the 3-point arc with 46 points in the paint to go with 26 fast-break points and a 17-15 edge in second-chance points while out-rebounding the nationally-ranked Hurricane, 40-38. They also converted on their opportunities from the free throw line, hitting on a season-best 90.5 percent (19-of-21).

### TULSA (3-1)

No.	Name	PTS	FG	3FG	FT	O	D	R	PF	A	TO	S	B	MIN
09	BEHREND, Tyler	F	4	2-4	0-1	0-0	2	2	4	1	1	0	0	12
23	GREEN, David	F	11	3-16	2-9	3-6	2	2	4	1	0	1	0	26
00	POPOOLA, Ade	G	5	1-3	1-3	2-2	1	3	4	0	1	0	1	20
10	RILEY, Tylen	G	12	5-7	0-0	2-5	0	4	4	4	3	1	0	26
14	BARNSTABLE, Miles	G	18	6-16	4-11	2-2	5	4	9	1	4	1	1	36
04	RIGBSBY, Myles	G	12	2-4	0-0	8-8	1	4	5	3	2	1	0	24
35	SMIKLE, Ian	F	7	3-3	0-0	1-2	2	2	4	4	2	1	1	17
02	LAWAL, Jaylen	G	6	1-7	1-4	3-4	0	1	1	2	1	1	0	14
06	DEAN, Romad	F	2	1-2	0-0	0-0	1	1	1	0	0	0	0	15
15	MARTIN, KJ	F	6	3-4	0-1	0-0	0	1	1	0	1	0	1	11
TEAM						2	0	2			1			
TOTALS		83	27-66	8-30	21-29	14	24	38	16	9	7	1	20	200

	FG	FG%	3FG	3FG%	FT	FT%	Deadball Rebounds:
1st Half	13-39	33.3	3-19	15.8	5-8	62.5	5, 3
2nd Half	14-27	51.9	5-11	45.5	16-21	76.2	8 (18:28 2H)
GAME	27-66	40.9	8-30	26.7	21-29	72.4	Largest Lead: 5 (0:49 2H)

### K-STATE (4-0)

No.	Name	PTS	FG	3FG	FT	O	D	R	PF	A	TO	S	B	MIN
00	RAPIEQUE, Elias	W	2	1-4	0-1	0-0	0	0	0	2	0	1	0	10
21	MCGRIFF, Khamari	W	13	4-6	0-0	5-6	3	6	3	2	0	1	1	25
01	BASHIR, Jr., Abdi	G	10	4-12	2-6	0-0	0	0	0	1	2	0	0	28
04	HAGGERTY, P.J.	G	31	10-17	1-2	11-12	3	7	10	4	3	5	2	32
34	JOHNSON, Nate	G	5	2-7	1-4	0-0	3	6	9	4	4	1	1	35
10	CASTILLO, David	G	12	4-10	1-5	3-3	0	1	1	1	2	2	1	24
22	BUCA, Dorin	F	2	1-2	0-0	0-0	2	2	4	3	1	0	0	15
15	MANNING, Taj	F	2	1-1	0-0	0-0	1	1	2	1	0	0	0	7
03	JONES, C.J.	F	2	1-4	0-3	0-0	1	1	0	2	1	0	0	14
47	KOSTIC, Andrej	F	5	2-5	1-3	0-0	0	2	2	2	0	0	0	10
TEAM						0	2	2						
TOTALS		84	30-68	5-24	19-21	12	28	40	19	18	10	5	2	200

	FG	FG%	3FG	3FG%	FT	FT%	Deadball Rebounds:
1st Half	15-33	45.5	3-13	23.1	6-7	85.7	3, 0
2nd Half	15-35	42.9	2-11	18.2	13-14	92.9	8 (0:18 2H)
GAME	30-68	44.1	5-24	20.8	19-21	90.5	Largest Lead: 10 (2:41 1H)

Officials: Jeffrey Anderson, Rick Crawford, Robert Felder  
 Attendance: 7,123 | Start Time: 7:01 p.m. | Game Duration: 2:12  
 K-State led for 29:53 // Tulsa led 6:07 // Game was tied for 4:00  
 Lead Changes: 10 // Times Tied: 8

Points From	Off Turnovers	Paint	2nd Chance	Fast Break	Bench
Tulsa	14	34	15	10	33
K-State	12	46	17	26	23

## 05 vs. MISSISSIPPI STATE

Nov. 20, 2025 | Kansas City, Mo. / T-Mobile Center

Mississippi State	36	41	—	77
<b>K-STATE</b>	44	54	—	98

► Junior **P.J. Haggerty** scored a season-high 37 points to go with a game-high 8 assists and 7 rebounds to lift K-State to the Hall of Fame Classic Championship game with 98-77 win over Mississippi State on Nov. 20 at the T-Mobile Center.

► Haggerty paced three Wildcats with his season-high 37 points, which came on 13-of-21 field goals, including 4-of-7 from 3-point range, and 7-of-8 free throws. The 37 points are the most scored by a K-State player in 49 games played at the T-Mobile Center, eclipsing the 29 scored by **Makol Mawien** against Kansas in the Big 12 Championship on March 9, 2018.

► The 37 points are the most by a Wildcat since **Barry Brown Jr.** scored 38 against Oklahoma State on Jan. 10, 2018, while he is the first player with back-to-back 30-point games since **Markquis Nowell** posted 36 points vs. Texas and 32 points vs. Baylor on Jan. 3 and 7, 2023.

► In addition, Haggerty is the first Wildcat to record a stat line of 30 or more points, 5 or more rebounds and 5 or more assists since Brown tallied 34 points, 5 rebounds and 5 assists in a win at Baylor on Jan. 22, 2018.

► Haggerty was joined in double figures by senior **Nate Johnson** and junior **Abdi Bashir Jr.**, who posted 14 and 12 points, respectively. The Wildcats also got 9 minutes from sophomore **David Castillo**, 8 from senior **Khamari McGriff** and 7 points from freshman **Andrej Kostic**.

► K-State took the lead for good on a rare 4-point play by Kostic with 9:11 left in the first half then slowly pulled away behind the play of Haggerty, who had 15 points, 5 rebounds and 5 assists in the first half. Haggerty's old-fashioned 3-point play extended the lead to 40-32 with 2:07 remaining before consecutive baskets by Castillo and Johnson made it 44-36 at the break.

► The lead grew to double digits early in the second half after a 3-pointer by Johnson, but the Bulldogs closed within 69-62 after 4 consecutive free throws with 9:24 to play. However, four more points from Haggerty and a layup by McGriff extended it back to double figures at the third media timeout. From there, the advantage grew to more than 20 points, including its largest at 91-68 after a 3-pointer by Bashir with 3:13 to play.

► The 98 points broke the school record for points scored at T-Mobile Center, topping the 87 scored in the school's first-ever game in the building against Florida A&M on Dec. 17, 2007.

### MISSISSIPPI STATE (2-2)

No.	Name	PTS	FG	3FG	FT	O	D	R	PF	A	TO	S	B	MIN
99	ACHOR, Achor	F	5	1-5	1-3	2-2	3	6	9	0	2	0	0	24
15	BALLARD, Quincy	C	10	5-7	0-0	0-0	1	5	6	1	0	1	1	19
02	MCGHEE, Ja'Borri	G	1	0-0	0-1	1-4	0	0	2	4	3	0	0	30
05	JONES Jr., Shawn	G	4	1-4	0-3	2-2	0	6	6	3	2	1	2	21
12	HUBBARD, Josh	G	23	7-15	1-6	8-9	2	2	2	2	3	0	1	32
00	DAVIS-FLEMING, Jamarion	F	2	1-3	0-0	0-0	2	2	4	3	1	0	1	17
11	MACURR, Sergej	F	3	1-2	1-2	0-0	1	1	2	0	0	0	0	10
10	EPPS, Jayden	F	18	6-11	4-7	2-2	0	2	2	2	2	0	0	20
23	GRACE, King	F	4	2-4	0-0	0-0	1	0	1	0	1	1	0	15
01	WARREN, Dellquan	G	0	0-0	0-0	0-0	0	0	0	0	0	0	0	4
04	WALKER, Brandon	F	4	2-3	0-0	0-0	0	0	0	1	0	0	0	4
14	ALI, Amier	F	3	0-1	0-1	3-4	0	0	0	0	0	0	0	4
TEAM						1	1	2			1			
TOTALS		77	26-60	7-25	18-23	9	25	34	14	14	14	3	5	200

	FG	FG%	3FG	3FG%	FT	FT%	Deadball Rebounds:
1st Half	13-31	41.9	3-13	23.1	7-8	87.5	3, 0
2nd Half	13-29	44.8	4-12	33.3	11-15	73.3	3, 0
GAME	26-60	43.3	7-25	28.0	18-23	78.3	Largest Lead: 4 (12:31 1H)

### K-STATE (5-0)

No.	Name	PTS	FG	3FG	FT	O	D	R	PF	A	TO	S	B	MIN
00	RAPIEQUE, Elias	W	3	1-6	1-4	0-0	1	1	2	3	2	0	0	19
21	MCGRIFF, Khamari	W	8	4-4	0-0	0-0	3	3	3	1	0	0	1	17
01	BASHIR, Jr., Abdi	G	12	4-10	4-6	0-0	0	4	4	0	1	0	0	23
04	HAGGERTY, P.J.	G	37	13-21	4-7	7-8	3	4	7	3	8	1	2	34
34	JOHNSON, Nate	G	14	6-11	2-5	0-0	1	3	4	3	4	2	2	29
22	BUCA, Dorin	F	2	1-3	0-1	0-0	1	2	3	1	0	1	0	11
10	CASTILLO, David	G	9	3-7	1-2	2-2	1	2	3	2	2	0	0	24
14	IKEGWURUKA, Mubi	F	2	1-1	0-0	0-0	2	2	2	2	0	2	1	13
03	JONES, C.J.	F	0	0-0	0-0	0-0	2	2	1	2	1	0	0	9
47	KOSTIC, Andrej	F	7	2-6	2-5	1-1	1	1	2	1	2	0	0	16
15	MANNING, Taj	F	2	1-1	0-0	0-0	0	0	0	1	0	0	0	3
23	OSEI, Stephen	F	2	1-3	0-0	0-0	1	0	1	0	0	0	0	3
TEAM						3	2	5						
TOTALS		98	37-73	14-30	10-11	12	26	38	19	22	8	5	4	200

	FG	FG%	3FG	3FG%	FT	FT%	Deadball Rebounds:
1st Half	17-38	44.7	6-15	40.0	4-5	80.0	3, 0
2nd Half	20-35	57.1	8-15	53.3	6-6	100.0	3, 0
GAME	37-73	50.7	14-30	46.7	10-11	90.9	Largest Lead: 11 (6:16 2H)

Officials: Tony Henderson, Vilas Voyard-Todal, Tommy Johnson  
 Attendance: 5,278 | Start Time: 8:30 p.m. | Game Duration: 2:00  
 K-State led for 33:59 // MSU led 4:57 // Game was tied for 1:04  
 Lead Changes: 6 // Times Tied: 2

Points From	Off Turnovers	Paint	2nd Chance	Fast Break	Bench
MSU	4	40	8	4	34
K-State	17	42	9	17	24

## 06 vs. NEBRASKA

Nov. 21, 2025 | Kansas City, Mo. / T-Mobile Center

Nebraska	45	41	—	86
<b>K-STATE</b>	35	50	—	85

► Senior **Sam Hoiberg** knocked down the winning free throw with 0.6 seconds left to lift Nebraska to an 86-85 win over K-State

# 2025-26 BOXSCORES/RECAPS

## 07 AT 25/24 INDIANA

Nov. 25, 2025 | Bloomington, Ind. / Assembly Hall

25/24 Indiana	39	47	—	86
<b>K-STATE</b>	27	42	—	69

► K-State was forced into a season-high 19 turnovers leading to 27 Indiana points, as the No. 25/24 Hoosiers remained unbeaten with an 86-69 win over the Wildcats on Nov. 25 before 12,342 fans at Simon Skjold Assembly Hall.

► The Wildcats (5-2), whose offense entered the game averaging more than 90 points per game, were held to a season-low in both points and field goal percentage (42.1), while the nation's leading scorer – junior **P.J. Haggerty** – finished with a season-low 16 points on 7-of-17 shooting and 6 turnovers. The reigning National Player of the Week saw his school-record streak of games scoring 20 or more points to open the season come to an end at 6 games.

► Haggerty was joined in double figures by seniors **C.J. Jones** and **Nate Johnson** who finished the night with 15 and 13 points, respectively. Junior **Elias Rapieque** posted a season-high 9 points to go with 5 rebounds.

► K-State struggled from the opening tip, as Indiana jumped out to a 20-4 lead while holding the Wildcats to a 1-of-11 start from the field and 7 turnovers. A 10-0 run sparked by the play of Johnson, Jones and Rapieque enabled the Wildcats to climb back to within a possession on three different occasions. However, a pair of free throws by the Hoosiers before the final media timeout ignited a 13-3 run to end the half that pushed the lead back out to 12 points.

► Indiana's momentum continued out of the halftime break, as the Hoosiers scored 10 of the first 12 points to go ahead 49-29 and forced a timeout by **Jerome Tang** less than 4 minutes into the second half. Haggerty helped start a 13-4 run that pulled the Wildcats to within 67-57 with 8:51 remaining.

► However, a 3-point play by Conerway on the next possession ended any hopes of a further comeback, as the Hoosiers rattled off 10 of the next 12 points to push back ahead 77-59 with 5:39 to play. The home team extended the lead to as many as 23 points before the Wildcats closed the game with 3-pointers from sophomore **David Castillo** and Jones for the final margin.

► In addition to the 27 points scored off turnovers, Indiana also took advantage of a season-high 25 personal fouls by K-State, converting on 22 of 29 attempts from the free throw line. The Hoosiers shot 47.4 percent (27-of-57) from the field, including 57.7 percent (15-of-26) in the second half.

► The win continued the Hoosiers' mastery of the Wildcats as they have now won 10 straight in the series, including all 5 matchups at famed Assembly Hall.

### INDIANA (6-0)

No.	Name	PTS	FG	3FG	FT	O	D	R	PF	A	TO	S	B	MIN
01	BAILEY, Reed	F	21	4-7	0-1	13-15	2	2	4	2	2	3	0	29
12	DEVRIES, Tucker	F	9	4-11	1-6	0-0	2	4	6	2	5	1	1	31
03	WILKERSON, Lamar	G	14	4-7	4-7	2-2	0	4	4	4	1	3	0	37
05	ENRIGHT, Conor	G	7	2-5	2-5	1-2	2	4	4	3	2	1	0	31
06	CONERWAY, Tayton	G	19	7-14	2-7	3-4	0	4	4	3	2	7	3	26
04	ALEXIS, Sam	3	1-1	0-0	1-2	0-2	2	2	4	1	0	1	1	10
11	SISLEY, Trent	12	5-8	1-3	1-2	3-2	5	0	1	1	1	0	0	21
07	DORN, Nick	1	0-3	0-3	1-2	0-1	1	1	0	0	0	0	0	11
00	MILES, Jasal	0	0-0	0-0	0-0	0-0	0	0	0	0	0	0	0	2
18	GRENSING, Tryce	0	0-0	0-0	0-0	0-0	0	0	0	0	0	0	0	0+
21	SNIVELY, Drew	0	0-1	0-1	0-0	0-0	0	0	0	0	0	0	0	0+
30	STEPHENS, Ian	0	0-0	0-0	0-0	0-0	0	0	0	0	0	0	0	0+
TEAM						2	1	3			1			
TOTALS			86	27-57	10-33	22-29	11	24	35	20	15	17	7	4
			FG	FG%	3FG	3FG%	FT	FT%						
1st Half			12-31	38.7	7-22	31.8	8-10	80.0						
2nd Half			15-26	57.7	3-11	27.3	14-19	73.7						
GAME			27-57	47.4	10-33	30.3	22-29	75.9						

Deadball Rebounds: 6, 1
Biggest Run: 11 (13:29 1H)
Largest Lead: 23 (2:02 2H)
Technical Fouls: None

### K-STATE (5-2)

No.	Name	PTS	FG	3FG	FT	O	D	R	PF	A	TO	S	B	MIN
00	RAPIEQUE, Elias	W	9	4-6	1-1	0-0	2	3	5	4	1	2	0	22
21	MCGRIFF, Khamari	W	2	1-1	0-0	0-0	0	1	1	3	1	0	1	10
01	BASHIR, Jr., Abdi	G	3	1-2	1-2	0-0	1	1	1	1	1	0	0	14
04	HAGGERTY, P.J.	G	16	7-18	0-2	2-3	0	3	3	4	2	6	0	36
34	JOHNSON, Nate	G	13	3-9	2-6	5-5	2	2	4	2	2	0	0	33
22	BUCA, Dorin	2	0-0	0-0	2-2	1	2	1	2	1	0	2	0	6
10	CASTILLO, David	7	2-9	1-5	2-2	1	0	1	2	2	2	0	0	29
03	JONES, C.J.	15	5-10	3-4	2-2	1	2	2	1	1	0	0	0	23
14	KEGWURUKA, Mobi	0	0-0	0-0	0-0	1	2	4	0	0	0	0	0	15
07	KOSTIC, Andrej	2	1-2	0-0	0-0	2	2	2	1	1	0	0	0	10
15	MANNING, Taj	0	0-0	0-0	0-0	0	1	1	0	0	0	0	0	0+
23	OSEI, Stephen	0	0-0	0-0	0-0	0	0	0	0	0	0	0	0	0+
TEAM						0	3	3						
TOTALS			69	24-57	8-20	13-15	8	20	25	10	19	6	2	200
			FG	FG%	3FG	3FG%	FT	FT%						
1st Half			8-24	33.3	2-7	28.6	9-10	90.0						
2nd Half			16-33	48.5	6-13	46.2	4-5	80.0						
GAME			24-57	42.1	8-20	40.0	13-15	86.7						

Deadball Rebounds: 2, 0
Biggest Run: 10 (9:05 1H)
Largest Lead: None
Technical Fouls: None

Officials: Brian Dorsey, Earl Walton, James Ford  
 Attendance: 12,342 | Start Time: 7:15 p.m. | Game Duration: 2:11  
 K-State never led // IU led 39-47 // Game was tied for 0:13  
 Lead Changes: 0 // Times Tied: 0

Points From	Off Turnovers	Paint	2nd Chance	Fast Break	Bench
IU	27	32	11	14	16
K-State	16	24	4	11	26

## 08 BOWLING GREEN

Dec. 1, 2025 | Manhattan, Kan. / Bramlage Coliseum

Bowling Green	49	33	—	82
<b>K-STATE</b>	35	31	—	66

► Senior **Sam Towns** led all scorers with 27 points, including 17 in a big first-half performance by Bowling Green, as the Falcons earned an 82-66 wire-to-wire win over K-State Dec. 1 before 6,917 fans at Bramlage Coliseum.

► Led by Towns, Bowling Green (6-2) set the tone for the game in the first half, scoring 49 points on 50 percent (19-of-38) shooting, including 56.3 percent (9-of-16) from 3-point range, in building a 14-point lead at the half. Towns was nearly perfect from the field in the opening half, connecting on 7-of-8 field goal attempts, including all 3 from beyond the arc.

► Despite cooling off from the field in the second half, the Falcons answered every attempt by the Wildcats to cut into the deficit, keeping the lead in double figures for much of the time, including by 18 points with 36 seconds to play. Towns was joined in double figures by seniors **Javontae Campbell** and **Javon Ruffin**, who each scored 17 points.

► K-State (5-3) dropped its third straight game after opening the season 5-0, as the Wildcats were held to season-lows in points (66), field goal percentage (39.3) and free throw percentage (54.5) while hitting on just 26.1 percent (6-of-23) from 3-point range.

► Sophomore **David Castillo**, in his first start of the season, produced a career-high 22 points on 8-of-15 field goals, including 3-of-9 from 3-point range, while junior **P.J. Haggerty** added 17 points on 6-of-19 shooting, including 1-of-4 from beyond the arc, and 4-of-9 from the line.

► The Wildcats turned the ball over a season-low 6 times and surrendered just 3 steals against the Falcons, who lead the NCAA in turnovers forced per game (20.4) and steals per game (13.4).

► The loss snapped a 6-game non-conference winning streak at Bramlage Coliseum, as the Wildcats lost for just the third time in a non-conference home game under head coach **Jerome Tang**.

### BOWLING GREEN (6-2)

No.	Name	PTS	FG	3FG	FT	O	D	R	PF	A	TO	S	B	MIN
14	TOWNS, Sam	F	27	9-14	3-5	6-6	2	6	8	3	2	0	2	34
16	GLOVER, II, Troy	F	2	1-5	0-0	0-0	5	3	8	1	0	0	2	23
02	CAMPBELL, Javontae	G	17	6-11	1-2	4-7	2	4	6	4	5	2	0	33
11	RUFFIN, Javon	G	17	5-11	5-8	2-2	1	4	5	0	3	2	0	38
25	THOMAS, Justin	G	6	2-6	1-2	1-2	1	2	3	2	3	0	0	35
09	WOL, Mayor	4	2-5	0-3	0-0	0	3	1	1	0	0	0	0	13
04	SHACKLEFORD, Josiah	9	3-10	2-6	1-2	3	2	5	4	2	1	1	0	25
TEAM						1	0	1			1			
TOTALS			82	28-62	12-26	14-19	15	24	39	15	16	8	3	200
			FG	FG%	3FG	3FG%	FT	FT%						
1st Half			19-38	50.0	9-16	56.3	2-4	50.0						
2nd Half			9-24	37.5	3-10	30.0	12-15	80.0						
GAME			28-62	45.2	12-26	46.2	14-19	73.7						

Deadball Rebounds: 4, 3
Biggest Run: 8 (3:31 1H)
Largest Lead: 18 (0:36 2H)
Technical Fouls: None

### K-STATE (5-3)

No.	Name	PTS	FG	3FG	FT	O	D	R	PF	A	TO	S	B	MIN
21	MCGRIFF, Khamari	W	9	4-5	0-0	1-5	2	3	5	4	2	1	0	3
01	BASHIR, Jr., Abdi	G	8	3-10	2-7	0-0	1	1	2	1	1	0	0	22
04	HAGGERTY, P.J.	G	17	6-19	1-4	4-9	2	4	2	1	2	3	1	0
10	CASTILLO, David	G	22	8-15	3-9	3-4	1	0	1	1	1	1	0	33
34	JOHNSON, Nate	G	4	2-6	0-1	0-0	4	4	2	2	1	2	0	32
00	RAPIEQUE, Elias	0	0-0	0-0	0-0	1	0	1	2	1	0	0	0	7
03	JONES, C.J.	4	1-3	0-1	2-2	1	0	1	2	1	0	0	0	20
06	JOHNSON, Marcus	0	0-0	0-0	0-0	0	1	1	1	0	0	0	0	2
14	KEGWURUKA, Mobi	0	0-2	0-0	0-0	2	5	7	4	1	0	0	0	15
15	MANNING, Taj	2	0-1	0-1	2-2	2	2	2	4	0	0	0	0	13
TEAM						1	1	2						
TOTALS			66	24-61	6-23	12-22	13	19	28	18	11	6	3	200
			FG	FG%	3FG	3FG%	FT	FT%						
1st Half			15-33	45.5	5-13	38.5	0-4	0.0						
2nd Half			9-28	32.1	1-10	10.0	12-18	66.7						
GAME			24-61	39.3	6-23	26.1	12-22	54.5						

Officials: Doug Simons, Keith Patterson, Lee Cassell  
 Attendance: 6,917 | Start Time: 7:01 p.m. | Game Duration: 1:58  
 K-State never led // Bowling Green led 39:04 // Game was tied for 0:56  
 Lead Changes: 0 // Times Tied: 0

Points From	Off Turnovers	Paint	2nd Chance	Fast Break	Bench
BGSU	9	30	17	0	13
K-State	6	32	14	9	6

## 09 SETON HALL

Dec. 6, 2025 | Manhattan, Kan. / Bramlage Coliseum

Seton Hall	35	43	—	78
<b>K-STATE</b>	29	38	—	67

► Seton Hall showed why it is one of the top defensive teams in the country by forcing Kansas State

# 2025-26 BOXSCORES/RECAPS

## 10 MISSISSIPPI VALLEY STATE

Dec. 8, 2025 | Manhattan, Kan. / Bramlage Coliseum

Mississippi Valley	21	28	—	49
<b>K-STATE</b>	55	53	—	108

► K-State ended its 4-game skid with a thorough domination of Mississippi Valley State on Dec. 8, breaking 100 points for the fourth time under head coach **Jerome Tang** while connecting on 57.6 percent shooting in a 108-49 victory before 6,682 fans at Bramlage Coliseum.

► K-State (6-4) eclipsed 100 points in a game for the 42nd time, while the 108 points tied for the eighth-most in school history and were the most since the Wildcats scored a school-record 120 points in a win over UAPB more than a year ago. The 59-point margin of victory tied for the fourth-largest and was the largest since a 61-point win over Alabama-Huntsville on Nov. 13, 2012.

► In shooting 57.6 percent (38-of-66) from the field, the Wildcats made 63.3 percent (19-of-30) of their 2-point field goals, including a 34-10 advantage in the paint, while collecting the third-most 3-point field goals (19) in school history on 52.8 percent shooting. They also outscored the Delta Devils in points off turnovers (17-4), second-chance points (17-7) and fast-break points (27-11).

► The 19 made 3-pointers are only surpassed by the school-record 23 against Fresno State in 1994 and the 21 vs. UAPB in 2024. Six different players had at least one 3-pointers, including 5 each from juniors **P.J. Haggerty** and **Abdi Bashir Jr.** and sophomore **David Castillo**.

► All 11 players who saw action had at least one made field goal while four Wildcats scored in double figures led by a game-high 28 points from the nation's leading scorer – Haggerty – who has now scored in double figures in all 10 games this season. Castillo had 19 points off the bench on 6-of-11 field goals, while Bashir and senior **Nate Johnson** added 15 and 14 points, respectively.

► The Wildcats also shared the ball well with the third-most assists (30) in a game on their 38 made field goals, as four players tallied 5 or more assists, including a game-high 6 by Johnson.

► K-State took control less than 2 minutes into the game with 6 straight points before stretching its lead to 20 points (32-12) near the midway point of the first half. The lead was 18 points before a 14-0 run made it 50-18 with less than 2 minutes before halftime. The second half was much of the same as the deficit never fell below 32 points and grew to as many as 61 (108-47) with 1:25 to play.

► MVSU (1-9) shot just 25.8 percent (16-of-62), including 22.2 percent (4-of-18) from 3-point range. Junior **Michael James** led the way with 23 points.

No.	Name	PTS	FG	3FG	FT	O	D	R	PF	A	T	S	B	MIN
03	SAMS, Lamont	F	3	1-3	1-2	0-0	0	2	2	3	1	1	0	15
22	MAYFIELD, Daniel	F	6	1-11	0-2	4-4	1	5	6	0	3	0	2	32
02	HOLMES, Delkedic	G	2	1-3	0-0	0-0	0	1	1	3	1	0	0	17
10	JAMES, Michael	G	23	10-23	3-8	0-0	2	1	3	2	1	6	3	38
24	BARNETT, X'Zaevon	G	4	1-5	0-1	2-4	1	6	7	1	1	2	2	25
00	PUNCH, Patrick	S	5	0-7	0-3	5-6	2	1	3	0	4	3	3	26
05	SUTTON, Chance	O	0	0-1	0-0	0-0	1	1	2	0	0	0	0	9
20	MZEH, Mussa	6	2-8	0-1	2-2	2	2	2	3	1	0	1	30	
33	SISK, Antonio	O	0	0-1	0-1	0-0	0	0	0	0	2	0	0	8
TEAM						3	2	5			1			
<b>TOTALS</b>		<b>49</b>	<b>16-62</b>	<b>4-18</b>	<b>13-16</b>	<b>12</b>	<b>18</b>	<b>30</b>	<b>12</b>	<b>11</b>	<b>9</b>	<b>8</b>	<b>4</b>	<b>200</b>

	FG	FG%	3FG	3FG%	FT	FT%	Deadball Rebounds:
1st Half	6-31	19.4	0-6	0.0	9-12	75.0	3
2nd Half	10-31	32.3	4-12	33.3	4-4	100.0	0
<b>GAME</b>	<b>16-62</b>	<b>25.8</b>	<b>4-18</b>	<b>22.2</b>	<b>13-16</b>	<b>81.3</b>	<b>3</b>

No.	Name	PTS	FG	3FG	FT	O	D	R	PF	A	T	S	B	MIN
00	RAPIQUE, Elias	W	5	2-4	0-0	1-3	4	2	6	3	5	2	2	19
21	McGRIFF, Khamari	W	8	2-2	0-0	4-4	1	3	4	3	2	2	0	20
01	BASHIR Jr., Abdi	G	15	5-10	5-0	0-0	2	2	2	5	2	2	0	16
04	HAGGERTY, P.J.	G	28	11-14	5-6	1-1	0	4	4	3	2	1	0	25
34	JOHNSON, Nate	G	14	5-7	2-3	2-2	1	3	1	6	0	5	0	21
03	JONES, C.J.	S	5	2-4	1-1	0-0	2	2	2	0	0	0	0	18
10	CASTILLO, David	G	19	6-11	5-8	2-2	3	3	3	5	3	1	0	25
15	MANNING, Taj	4	2-4	0-1	0-0	3-3	6	0	0	0	0	1	0	18
22	BUCA, Dorin	S	1-3	0-1	3-4	0-5	5	3	1	1	0	5	20	
47	KOSTIC, Andrej	2	1-4	0-3	0-0	2-2	4	2	3	1	1	0	12	
06	JOHNSON, Marcus	3	1-3	1-3	0-0	2-2	2	0	2	0	1	0	7	
TEAM						1	3	4						
<b>TOTALS</b>		<b>108</b>	<b>38-66</b>	<b>19-36</b>	<b>13-16</b>	<b>12</b>	<b>33</b>	<b>45</b>	<b>15</b>	<b>30</b>	<b>14</b>	<b>13</b>	<b>6</b>	<b>200</b>

	FG	FG%	3FG	3FG%	FT	FT%	Deadball Rebounds:
1st Half	19-32	59.4	6-13	46.2	11-14	78.6	1
2nd Half	19-34	55.9	13-23	56.5	2-2	100.0	0
<b>GAME</b>	<b>38-66</b>	<b>57.6</b>	<b>19-36</b>	<b>52.8</b>	<b>13-16</b>	<b>81.3</b>	<b>1</b>

Officials: Kipp Kissinger, Doug Simmons, Ron Grouver  
 Attendance: 6,682 | Start Time: 7:01 pm. | Game Duration: 1:56  
 K-State led 38:35 // Mississippi Valley never led // Game was tied for 1:25  
 Lead Changes: 0 // Times Tied: 1

Points From	Off Turnovers	Paint	2nd Chance	Fast Break	Bench
MVSU	4	10	7	11	11
K-State	17	34	17	27	38

## 11 AT CREIGHTON

Dec. 13, 2025 | Omaha, Neb. / CHI Health Center Omaha

Creighton	33	43	—	76
<b>K-STATE</b>	51	32	—	83

► Sophomore **David Castillo** scored six of his game-high 19 points in the last two minutes to help K-State hold off a furious Creighton rally in an 83-76 win on Dec. 13 before 16,657 fans at CHI Health Center Omaha.

► K-State (7-4) earned its first win in a non-conference road game since a 75-60 victory at LSU on Dec. 9, 2023, snapping a 4-game skid. The Wildcats posted just their third all-time win in 10 visits to Omaha (1969, 1987 and 2025) while running their winning streak over the Bluejays to 4 games.

► Buoyed by a near record-setting 51-point first-half, K-State led by as many as 20 points in the early moments of the second half before Creighton (5-5) slowly chipped away at the deficit, closing to within 73-70 with 2:41 to play. However, Castillo saved his best for clutch time, scoring six of the Wildcats' last 10 points while adding an assist. It marked the fourth straight game in double figures for the sophomore, including the second in a row off the bench with 19 points.

► After Bluejay senior **Josh Dix** missed a 3-pointer that would have tied the game with 2:10 remaining, Castillo grabbed the rebound and converted on a driving layup. Following another 3-point miss, Castillo once again drove the lane, feeding senior **Khamari McGriff** on a lob dunk to put the Wildcats ahead 77-70 with 1:21 left. Castillo then knocked down a pair of free throws for a 79-73 lead before finishing things off with a breakaway dunk with 18 seconds.

► Castillo was one of four Wildcats to score in double figures, collecting his 19 points on 7-of-11 field goals, including 2-of-4 from 3-point range, while making all 3 free throws. Omaha native junior **Abdi Bashir Jr.** put on a show for the hometown crowd with 18 points on 6 made 3-pointers, including 15 points in the first half when he eclipsed 1,000 career points. Senior **Khamari McGriff** and junior **P.J. Haggerty** added 12 and 10 points, respectively, while senior **Nate Johnson** had game-highs in both assists (6) and steals (4) go with 8 points.

► K-State led by as many as 18 points in the first half, including 51-33 at the break, as the Wildcats connected on 59.4 percent (19-of-32) from the field, including 64.7 percent (11-of-17) from 3-point range.

► The Wildcats, which shot a season-low 27.8 percent (10-of-36) in the second half, finished at 42.6 percent (29-of-68) for the game, including 42.9 percent (12-of-28) from 3-point range. The team also made 13 of 15 attempts (86.7 percent) from the free throw line and turned the ball over just 7 times.

No.	Name	PTS	FG	3FG	FT	O	D	R	PF	A	T	S	B	MIN
00	GREEN, Jasen	F	6	3-7	0-1	0-0	2	6	8	2	3	2	0	32
41	TRAUTZ, Isaac	F	18	5-10	4-8	4-5	2	5	7	1	0	0	0	26
11	SWARTZ, Austin	G	12	4-11	4-9	0-0	2	1	3	2	2	2	0	26
04	DIX, Josh	G	18	7-17	2-7	2-2	5	7	0	2	0	2	0	35
09	DAVIS, Josh	G	5	2-3	1-2	0-0	0	2	3	5	1	1	0	30
05	GRAVES, Nik	2	0-2	0-1	2-2	1	0	1	2	0	1	1	0	9
32	FREEMAN, Owen	4	2-6	0-0	0-0	2-4	1	2	0	1	2	0	1	11
07	ZUGIC, Fedor	7	2-5	1-3	2-2	2	2	2	2	0	1	1	21	
17	KONAN, Kerem	0	0-1	0-0	0-0	0	0	0	1	0	0	0	4	
02	HARPER, Blake	4	0-1	0-1	4-4	0	1	1	0	0	0	0	7	
TEAM						0	0	0			1			
<b>TOTALS</b>		<b>76</b>	<b>25-63</b>	<b>12-32</b>	<b>14-15</b>	<b>21</b>	<b>24</b>	<b>35</b>	<b>13</b>	<b>15</b>	<b>7</b>	<b>4</b>	<b>7</b>	<b>200</b>

	FG	FG%	3FG	3FG%	FT	FT%	Deadball Rebounds:
1st Half	10-31	32.3	5-15	33.3	8-8	100.0	1
2nd Half	15-32	46.9	7-17	41.2	6-7	85.7	0
<b>GAME</b>	<b>25-63</b>	<b>39.7</b>	<b>12-32</b>	<b>37.5</b>	<b>14-15</b>	<b>93.3</b>	<b>1</b>

No.	Name	PTS	FG	3FG	FT	O	D	R	PF	A	T	S	B	MIN
00	RAPIQUE, Elias	W	9	4-5	1-1	0-0	3	6	5	2	0	0	0	25
21	McGRIFF, Khamari	W	12	3-7	1-1	5-6	3	6	2	0	1	0	0	28
01	BASHIR Jr., Abdi	G	18	6-17	6-12	0-0	0	2	2	0	1	0	0	28
04	HAGGERTY, P.J.	G	10	4-12	0-2	2-3	1	4	5	2	1	2	0	34
34	JOHNSON, Nate	G	8	3-10	2-7	0-0	1	3	4	1	6	2	4	32
10	CASTILLO, David	G	19	7-11	2-4	3-3	1	2	3	3	0	1	1	23
15	MANNING, Taj	2	1-2	0-0	0-0	2-3	5	0	0	0	0	0	0	13
22	BUCA, Dorin	S	1-3	0-0	3-3	2-3	5	2	1	1	0	0	11	
03	JONES, C.J.	0	0-1	0-1	0-0	0	2	2	1	0	0	0	7	
TEAM						3	5							
<b>TOTALS</b>		<b>83</b>	<b>29-68</b>	<b>12-28</b>	<b>13-15</b>	<b>15</b>	<b>27</b>	<b>42</b>	<b>16</b>	<b>14</b>	<b>7</b>	<b>5</b>	<b>4</b>	<b>200</b>

	FG	FG%	3FG	3FG%	FT	FT%	Deadball Rebounds:
1st Half	19-32	59.4	11-17	64.7	2-2	100.0	1
2nd Half	10-36	27.8	1-11	9.1	11-13	84.6	0
<b>GAME</b>	<b>29-68</b>	<b>42.6</b>	<b>12-28</b>	<b>42.9</b>	<b>13-15</b>	<b>86.7</b>	<b>1</b>

Officials: James Breeding, Tim Clougherty, Antonio Petty  
 Attendance: 16,657 | Start Time: 2:15 pm. | Game Duration: 2:13  
 K-State led 36:51 // Creighton led 0:56 // Game was tied for 2:13  
 Lead Changes: 5 // Times Tied: 2

Points From	Off Turnovers	Paint	2nd Chance	Fast Break	Bench
CU	2	24	11	10	17
K-State	8	34	16	9	26



## 12 SOUTH DAKOTA

Dec. 20, 2025 | Manhattan, Kan. / Bramlage Coliseum

South Dakota	34	42	—	76
<b>K-STATE</b>	57	49	—	106

► Junior **P.J. Haggerty** paced five Wildcats in double figures with a game-high 24 points, as K-State recorded its second 100-point game of the season in a 106-76 win over South Dakota on Dec. 20 before 7,287 fans at Bramlage Coliseum.

► The Wildcats (8-4), which scored a season-high 108 points in the win over Mississippi Valley State on Dec. 8, notched their second 100-point performance in the last 3 games while tying the school single-season record with the 1966-67, 1979-80, 1993-94 and 1997-98 teams. It also matched the 1993-94 and 1997-98 teams for the most 100-point games at home in a single season.

► K-State shot better than 60 percent from the field for the third time, as the Wildcats connected on 62.1 percent (41-of-66), including 50 percent (12-of-24) from 3-point range, and 75 percent (12-of-16) from the free throw line. The team hit on better than 56 percent in each half, including a season-high 57 first-half points on a season-high 67.6 percent (23-of-34) shooting. The 41 made field goals are the most in 115 games under **Jerome Tang** and the most since totaling 43 vs. UTSA more than 34 years ago on Nov. 23, 1991.

► The Wildcats were particularly lethal inside the 3-point arc, hitting on 69.1 percent (29-of-42) of their 2-point attempts, including a school-record tying 56 points in the paint. The team also had 56 points in the paint against Cal earlier this season as well as against South Dakota in 2010 and Miami in 2

2025-26 BOXSCORES/RECAPS

13 ULM

Dec. 28, 2025 | Manhattan, Kan. / Bramlage Coliseum

Score table for ULM vs K-STATE: ULM 36, 49, 85; K-STATE 46, 48, 94

► Junior P.J. Haggerty scored 23 of his team-high 24 points in the second half, as K-State wrapped up non-conference play with a 94-85 win over a pesky ULM squad on Dec. 28 before 8,163 fans at Bramlage Coliseum.
► The victory extended the team's winning streak to 4 games, as they finished non-conference play with a 9-4 record, which is the third-best mark in the last 7 seasons and the best since the 2023-24 squad opened at 10-3. K-State is now 197-66 in non-conference play since 2006-07, including 137-16 at home.
► Haggerty, who collected his ninth game of 20 or more points this season, bounced back from his worst first half of the season to score his 23 second-half points on 7-of-10 field goals and 9-of-9 free throws. None of his 23 second-half points proved more critical than a pair of 3-point plays after the Warhawks (3-11) had whittled the lead from a game-high 20 points (69-49) with 13:18 to play to just 4 points (75-71) with just over 6 minutes remaining.
► With momentum shifting to ULM after a 6-0 run cut the deficit to 75-71 at the 6:04 mark, Haggerty converted on the first of his 3-point plays out of a K-State timeout. He then added a second one following a Warhawks' 3-pointer that gave the Wildcats an 83-74 lead with 4:51 remaining.
► After yet another rally closed the deficit to 87-83 with just over 3 minutes to play, Haggerty came through with a big defensive rebound before assisting on a fast-break layup by sophomore David Castillo that pushed the lead to 92-83 with 2:24 left. He then scored the game's final points on a layup with 1:10 remaining that put the Wildcats ahead 94-85.
► Haggerty finished the day 7-of-16 from the field and 10-of-11 from the free throw line to go with a team-best 8 rebounds and 3 assists in 29 minutes. He has now scored in double figures in all 13 games while leading in scoring 10 times.
► Haggerty was joined in double figures by senior Nate Johnson (14 points) and junior Abdi Bashir Jr. (11 points). Two other Wildcats had 9 points (junior Elias Rapieque and Castillo), while senior Khamari McGriff and junior Taj Manning added 8 points each. Manning also had a career-high 7 rebounds.
► Despite shooting a lackluster 28.6 percent (10-of-35) from 3-point range, K-State still managed to score 90 or more points for the seventh time in 13 games. The Wildcats converted on 65.7 percent (23-of-35) of their shots inside the 3-point line, including a 44-32 advantage in the paint.

ULM (3-11) box score table with columns: No., Name, PTS, FG, 3FG, FT, O, D, R, PF, A, TO, S, B, MIN. Includes totals and game-by-game breakdown.

K-STATE (9-4) box score table with columns: No., Name, PTS, FG, 3FG, FT, O, D, R, PF, A, TO, S, B, MIN. Includes totals and game-by-game breakdown.

Officials: Brooks Wells, Jeffrey Anderson, Antonio Petty
Attendance: 8,163 | Start Time: 1:01 p.m. | Game Duration: 2:12
K-State led 27-01 // ULM led 10-54 // Game was tied for 2:05
Lead Changes: 2 // Times Tied: 4
Points From Off Turnovers Paint 2nd Chance Fast Break Bench
ULM 20 32 6 11 9
K-State 15 44 11 16 28

14 10/10 BYU

Jan. 3, 2026 | Manhattan, Kan. / Bramlage Coliseum

Score table for 10/10 BYU vs K-STATE: 10/10 BYU 45, 38, 83; K-STATE 35, 38, 73

► Despite a valiant effort before a sold-out crowd, K-State could not overcome a shutout afternoon from 3-point range in an 83-73 loss to No. 10/10 BYU on Jan. 3 in the Big 12 opener for both schools at Bramlage Coliseum.
► K-State, which entered the day 10th in 3-point field goal percentage (39.9), was held to a season-low 14.3 percent (3-of-21) shooting from beyond the arc, including just 15.4 percent (2-of-13) in a first half in which the Wildcats fell down by 10 points at the half.
► BYU (13-1, 1-0 Big 12) climbed out of an early 14-9 deficit with a 9-0 run midway through the first half then outscored K-State, 16-8, to enter halftime with a 45-35 lead. The Wildcats closed the deficit to single digits several times in the second half, including 47-41 at the first media timeout and 78-71 with 2:21 remaining, but each time the Cougars had an answer to maintain their lead.
► Even though the Wildcats struggled from the arc, they gave themselves a chance against the Cougars, winners of 10 straight games, with 48 points in the paint, 17 points off turnovers and a special performance junior P.J. Haggerty, who finished with his best all-around effort in his first Big 12 game.
► The junior recorded his 10th game of the season with 20 or more points, tying freshman AJ Dybantsa with a game-high 24 points, to go with 7 rebounds, 6 assists and a season-high 4 steals in 36 minutes. He is now the first Wildcat since Jacob Pullen in 2009-10 to score in double figures in the first 14 games.
► Haggerty was joined in double figures by junior Abdi Bashir Jr., who was responsible for all 3 of the Wildcats' 3-pointers to finish with 16 points, along with sophomore David Castillo and senior Khamari McGriff, who finished with 13 and 12 points, respectively.
► BYU was led by a game-tying 24 points from Dybantsa, who finished 8-of-15 from the field and 7-of-10 from the line to go with 8 rebounds, 3 assists and 3 steals. Backcourt mates Robert Wright III (18 points) and Richie Saunders (13 points) combined for 31 points, while big man Keba Keita recorded a double-double with 11 points and a game-high 16 rebounds.
► Although the Wildcats held the advantage in points off turnovers (17-7) and points in the paint (48-32), Keita's 16 boards helped the Cougars to a 47-35 advantage on the glass, including 16 offensive rebounds that led to a 20-7 edge in second-chance points.

BYU (13-1, 1-0 Big 12) box score table with columns: No., Name, PTS, FG, 3FG, FT, O, D, R, PF, A, TO, S, B, MIN. Includes totals and game-by-game breakdown.

K-STATE (9-5, 0-1 Big 12) box score table with columns: No., Name, PTS, FG, 3FG, FT, O, D, R, PF, A, TO, S, B, MIN. Includes totals and game-by-game breakdown.

Officials: Doug Simons, Christopher Merlo, Keith Patterson
Attendance: 11,010 | Start Time: 12:36 p.m. | Game Duration: 2:14
K-State led 3:34 // BYU led 34:00 // Game was tied for 2:26
Lead Changes: 4 // Times Tied: 2
Points From Off Turnovers Paint 2nd Chance Fast Break Bench
BYU 7 32 20 11 13
K-State 17 48 7 4 17

15 AT 1/2 ARIZONA

Jan. 7, 2026 | Tucson, Ariz. / McKale Center

Score table for 1/2 Arizona vs K-STATE: 1/2 Arizona 51, 50, 101; K-STATE 36, 40, 76

► Arizona looked every bit the nation's top-ranked team, as the Wildcats shot nearly 50 percent from the field while posting a 55-32 advantage on the glass en route to a 101-76 win over K-State before 14,357 fans at the McKale Center.
► K-State (9-6, 0-2 Big 12), which has opened conference play with consecutive top-10 opponents for the first time ever, fell to 5-19 all-time vs. the AP No. 1 team, including 1-5 on the road. The Wildcats have now lost 5 in a row against the top-ranked team with the last win coming in 2016.
► One of six remaining unbeaten teams in the country, Arizona connected on 49.3 percent (34-of-69) of its field goals, including 58.5 percent (31-of-53) from inside the arc with 56 points in the paint, while knocking down 30 of 39 attempts (78.9 percent) from the free throw line.
► In addition to a 56-36 advantage in the paint, Arizona had 26 fast-break points while turning 15 offensive rebounds into 19 second-chance points.
► It marked just the 18th time in school history that K-State has surrendered 100 or more points, including just the second time under coach Jerome Tang.
► Equally impressive was Arizona's play on the defensive end, holding K-State to a season-low 33.8 percent (26-of-77) from the field, including 22.2 percent (8-of-36) from 3-point range. Junior Abdi Bashir Jr., who entered the day ranking in the top-10 nationally in 3-pointers/game (3.71) and total 3-pointers (52), was held without a 3-point make (0-of-5) for the first time this season.
► Arizona has now won its 15 games by an average of more than 23 points.
► Freshman Brayden Burries (28 points) and junior Motiejus Krivas (25 points) paced Arizona with a combined 53 points on 19-of-26 shooting. Krivas had a double-double with a game-high 12 rebounds, while Burries narrowly missed a double-double with 9 rebounds to go with 4 assists and 4 steals. Freshman Koa Peat also had a double-double with 15 points and 10 rebounds, while senior Tobe Awaka added 8 points and 11 rebounds off the bench.
► Junior P.J. Haggerty led K-State with 19 points and 7 assists in 32 minutes, while senior Nate Johnson and junior Dorin Buca chipped in 15 and 12 points, respectively. Haggerty has now scored in double figures in all 15 games this season while the leading team in scoring 12 times.

ARIZONA (15-0, 2-0 Big 12) box score table with columns: No., Name, PTS, FG, 3FG, FT, O, D, R, PF, A, TO, S, B, MIN. Includes totals and game-by-game breakdown.

K-STATE (9-6, 0-2 Big 12) box score table with columns: No., Name, PTS, FG, 3FG, FT, O, D, R, PF, A, TO, S, B, MIN. Includes totals and game-by-game breakdown.

Officials: Darron George, Paul Szelc, Deidre Carr
Attendance: 14,357 | Start Time: 8:15 p.m. | Game Duration: 2:23
K-State never led // Arizona led 39:11 // Game was tied for 4:49
Lead Changes: 0 // Times Tied: 2
Points From Off Turnovers Paint 2nd Chance Fast Break Bench
Arizona 9 36 19 26 20
K-State 4 56 13 13 29



# 2025-26 BOXSCORES/RECAPS

## 16 AT ARIZONA STATE

Jan. 10, 2026 | Tempe, Ariz. / Desert Financial Arena

Arizona State	36	51	—	87
<b>K-STATE</b>	38	46	—	84

- ▶ K-State made a furious rally to close a 9-point deficit to one with 5 seconds left, but senior **Moe Odum** calmly sank 2 free throws on the ensuing possession to help Arizona State hold on for an 87-84 win at Desert Financial Arena.
- ▶ K-State had one last chance with 4.3 seconds left, but junior **P.J. Haggerty's** desperation 3-point attempt fell short as the buzzer sounded. The guard led all scorers with 25 points, as he registered his 11th game of 20 or more points. He was joined in double figures by **Abdi Bashir Jr.**, who added 22 points.
- ▶ The near comeback came on the heels of a key 10-0 run midway through the second half that provided Arizona State (10-6, 1-2 Big 12) the difference in a back-and-forth game that included 9 lead changes and 9 ties. The Sun Devils, who played just 7 players due to injury, saw all 5 starters score in double figures, including 21 by Odum and 7-foot-1 freshman **Massamba Diop**. Sophomore **Santiago Trouet** had a double-double with 10 points and 10 rebounds.
- ▶ The pivotal 10-0 run came after K-State took a 64-58 lead with 10:32 to play on a sixth 3-pointer from Bashir. The front court trio of Trouet, Diop and graduate **Allen Mukeba** combined for all 10 points to help ASU go ahead 68-64 with 7:13 remaining. From there, the Sun Devils continued their momentum, scoring 8 of the next 11 points to take their largest lead at 76-67 and force a timeout by head coach **Jerome Tang** with 4:21 to play.
- ▶ The Wildcats didn't go away quietly though, as a 3-pointer from Haggerty sparked a 17-9 run that closed the gap to 85-84 with 5 seconds. Haggerty was responsible for 9 of the 17 points, including a circus 3-pointer that made it 85-84, while Bashir and senior **Khamari McGriff** each had 4 points. The Sun Devils assisted the rally by making just 5-of-10 free throw attempts during this stretch.
- ▶ A key stat in the game came in the paint, where ASU outscored K-State, 50-28, that came alongside a 48-34 rebounding advantage that included a combined 34 boards from the quartet of Trouet (10), Diop (9), Mukeba (8) and sophomore guard **Noah Meeusen** (7). The Sun Devils converted 18 offensive rebounds into a 24-20 narrow edge in second-chance points. In addition, ASU scored 24 points at the free throw line, taking advantage of 27 fouls on K-State.
- ▶ The Wildcats were able to stay competitive in the game with 13 made 3-pointers, including 6 from Bashir and 3 from Haggerty. It marked the ninth time this season that the team has registered double-digit 3-point field goals.

**ARIZONA STATE** (10-6, 1-2 Big 12)

No.	Name	PTS	FG	3FG	FT	O	D	R	PF	A	T	S	B	MIN
01	TROUET, Santiago	F	10	5-12	0-2	0-1	7	3	10	2	3	1	3	25
23	MUKEBA, Allen	F	10	3-4	0-0	4-4	3	5	8	3	1	2	0	28
35	DIOP, Massamba	C	21	8-10	0-0	5-6	4	5	9	3	1	1	0	32
02	JOHNSON, Anthony	G	18	5-10	0-3	8-10	0	4	4	4	3	1	2	23
05	ODUM, Maurice	G	21	8-17	2-7	3-4	0	1	1	1	4	7	0	38
15	MEEUSEN, Noah	3	1-6	1-6	0-0	2-5	7	3	2	3	2	0	0	31
14	GRBOVIC, Andrija	4	0-5	0-4	4-7	0	2	2	1	0	0	0	0	24
TEAM						2	5	7						
<b>TOTALS</b>		<b>87</b>	<b>30-64</b>	<b>3-22</b>	<b>24-32</b>	<b>18</b>	<b>30</b>	<b>48</b>	<b>17</b>	<b>14</b>	<b>15</b>	<b>6</b>	<b>10</b>	<b>200</b>

	FG	FG%	3FG	3FG%	FT	FT%	Deadball Rebounds:
1st Half	12-30	40.0	1-10	10.0	11-12	91.7	6, 0
2nd Half	18-34	52.9	2-12	16.7	13-20	65.0	10 (7:13 2H)
<b>GAME</b>	<b>30-64</b>	<b>46.9</b>	<b>3-22</b>	<b>13.6</b>	<b>24-32</b>	<b>75.0</b>	<b>9 (4:28 2H)</b>

Technical Fouls: None

**K-STATE** (9-7, 0-3 Big 12)

No.	Name	PTS	FG	3FG	FT	O	D	R	PF	A	T	S	B	MIN
00	RAPIEGUE, Elias	W	8	3-6	2-4	0-0	1	1	2	4	0	1	0	0
21	McGRUFF, Khamari	W	8	4-7	0-0	0-0	1	2	3	4	1	1	1	0
01	BASHIR Jr., Abdi	G	22	8-16	6-12	0-1	0	2	2	3	4	1	0	35
04	HAGGERTY, P.J.	G	25	7-19	3-7	8-12	1	2	3	4	3	6	1	0
34	JOHNSON, Nate	G	7	2-6	1-4	2-2	2	0	2	5	3	1	0	26
10	CASTILLO, David	3	1-7	1-2	0-0	0-0	4	4	1	2	0	0	0	26
15	MANNING, Taj	6	1-2	0-1	4-4	2-2	4	4	0	0	0	0	0	20
22	BUCA, Dorin	5	2-5	0-0	1-2	5-3	8	2	1	0	0	1	0	19
47	KOSTIC, Andrej	0	0-2	0-1	0-0	0-0	0	0	0	0	0	0	0	1
TEAM						4	2	6						
<b>TOTALS</b>		<b>84</b>	<b>28-70</b>	<b>13-31</b>	<b>15-21</b>	<b>16</b>	<b>18</b>	<b>34</b>	<b>27</b>	<b>14</b>	<b>13</b>	<b>7</b>	<b>3</b>	<b>200</b>

	FG	FG%	3FG	3FG%	FT	FT%	Deadball Rebounds:
1st Half	12-36	33.3	5-15	33.3	9-11	81.8	2, 0
2nd Half	16-34	47.1	8-16	50.0	6-10	60.0	6 (11:25 2H)
<b>GAME</b>	<b>28-70</b>	<b>40.0</b>	<b>13-31</b>	<b>41.9</b>	<b>15-21</b>	<b>71.4</b>	<b>7 (17:45 2H)</b>

Technical Fouls: None

Officials: Brooks Wells, Michael Greenstein, Tommy Johnson  
 Attendance: 7,133 | Start Time: 2:02 pm. | Game Duration: 2:19  
 K-State led 15:55 // ASU led 16:18 // Game was tied for 7:47  
 Lead Changes: 9 // Times Tied: 9

Points From	Off Turnovers	Paint	2nd Chance	Fast Break	Bench
ASU	13	50	24	14	7
K-State	16	28	20	23	14

## 17 UCF

Jan. 14, 2026 | Manhattan, Kan. / Bramlage Coliseum

UCF	42	40	—	82
<b>K-STATE</b>	28	45	—	73

- ▶ K-State battled back from a 16-point deficit to close to within one possession numerous times in the second half, but UCF had an answer to every rally en route to posting an 82-73 win on Jan. 14 at Bramlage Coliseum.
- ▶ After trailing as many as 16 points in the first half, including 12 at the half, K-State showed some desperation out of break, closing to 57-56 at the 11:18 mark after a layup from junior **P.J. Haggerty**, who scored 18 of his game-high 23 points in the second half.
- ▶ UCF (14-2, 3-1 Big 12) responded with consecutive 3-pointers from graduate **Themus Fulks** and junior **Jordan Burks** to push back ahead 63-56 near the midway point. After consecutive layups from junior **Taj Manning** got K-State to within 63-60, senior **Riley Kugel** connected on a 3-point play to once again put some distance between the teams with 8:50 remaining.
- ▶ Haggerty split a pair of free throws to close the deficit to 68-65, but a tip-in from junior **Chris Johnson** and a layup from Kugel put the Knights up 72-65, forcing a timeout from **Jerome Tang** with 5:14 to play. Another 3-point play from Haggerty gave the Wildcats' one last opportunity at 72-68, but Johnson came through with a big 3-pointer to again answer the rally. From there, they got no closer than 5 points, as the Knights salted it away at the free throw line.
- ▶ UCF connected on 52.5 percent (32-of-61) of its field goals, including better than 50 percent in each half, while hitting on 46.7 percent (7-of-15) from beyond the arc. Four players scored in double figures, including 19 from Kugel, 18 from senior **Jamichael Stillwell** and a points/assist double-double from Fulks with 13 points and a game-high 12 assists.
- ▶ Haggerty was joined in double figures by 15 points from senior **Khamari McGriff**, 12 points from junior **Abdi Bashir Jr.** and a new career-high 10 points from junior **Taj Manning**. Senior **Nate Johnson** tied a career-high with 10 assists to go with 7 points, 6 rebounds and 3 steals.
- ▶ K-State rebounded to shoot 54.5 percent (18-of-33) from the field in the second half after making just 34.4 percent (11-of-32) in the first half. For the game, the Wildcats hit on 44.6 percent (29-of-65), including just 20 percent (6-of-30) from 3-point range.
- ▶ The win was the first in 3 tries for UCF at Bramlage Coliseum.

**UCF** (14-2, 3-1 Big 12)

No.	Name	PTS	FG	3FG	FT	O	D	R	PF	A	T	S	B	MIN
04	STILLWELL, Jamichael	F	18	8-14	0-1	2-4	2	5	7	4	1	0	0	30
99	BURKS, Jordan	F	8	3-6	2-4	0-0	0	2	2	1	0	3	1	0
07	BOL, John	C	2	1-2	0-0	0-0	0	3	3	3	0	1	0	12
01	FULKS, Themus	G	13	6-11	1-1	0-0	0	3	3	12	1	3	0	38
02	KUGEL, Riley	G	19	6-11	2-4	5-7	0	7	7	3	2	5	0	34
00	FOUMENE, Jeremy	2	1-6	0-0	2-2	1	2	0	0	1	0	0	0	9
22	JOHNSON, Chris	9	3-5	1-2	0-2	1	1	2	0	1	0	2	0	22
35	CAMBRIDGE, Devan	11	4-4	1-1	2-3	1	5	6	0	2	0	1	1	25
11	PACHECO, Carmelo	0	0-2	0-2	0-0	0	0	0	0	0	0	0	0	12
TEAM						2	1	3						
<b>TOTALS</b>		<b>82</b>	<b>32-61</b>	<b>7-15</b>	<b>11-18</b>	<b>7</b>	<b>28</b>	<b>35</b>	<b>14</b>	<b>18</b>	<b>10</b>	<b>8</b>	<b>3</b>	<b>200</b>

	FG	FG%	3FG	3FG%	FT	FT%	Deadball Rebounds:
1st Half	18-34	52.9	4-10	40.0	2-2	100.0	3, 1
2nd Half	14-27	51.9	3-5	60.0	9-16	56.3	11 (12:01 1H)
<b>GAME</b>	<b>32-61</b>	<b>52.5</b>	<b>7-15</b>	<b>46.7</b>	<b>11-18</b>	<b>61.1</b>	<b>16 (6:19 1H)</b>

Technical Fouls: None

**K-STATE** (9-8, 0-4 Big 12)

No.	Name	PTS	FG	3FG	FT	O	D	R	PF	A	T	S	B	MIN
15	MANNING, Taj	W	10	5-9	0-4	0-0	1	4	4	3	2	0	0	32
21	McGRUFF, Khamari	W	15	7-9	0-0	1-2	3	4	5	2	1	1	0	0
01	BASHIR Jr., Abdi	G	12	4-13	4-13	0-0	0	2	2	0	3	1	0	26
04	HAGGERTY, P.J.	G	23	9-18	0-2	5-8	1	4	5	2	5	2	1	0
34	JOHNSON, Nate	G	7	2-9	1-7	2-2	0	6	6	4	10	1	3	30
22	BUCA, Dorin	1	0-0	0-0	1-2	0	3	3	2	0	2	0	0	8
10	CASTILLO, David	5	2-4	1-2	0-1	0	1	1	1	0	1	0	0	21
03	JONES, C.J.	0	0-3	0-0	0-1	1	2	3	0	0	0	0	0	16
TEAM						2	1	3						
<b>TOTALS</b>		<b>73</b>	<b>29-65</b>	<b>6-30</b>	<b>9-15</b>	<b>8</b>	<b>26</b>	<b>34</b>	<b>18</b>	<b>25</b>	<b>12</b>	<b>5</b>	<b>1</b>	<b>200</b>

	FG	FG%	3FG	3FG%	FT	FT%	Deadball Rebounds:
1st Half	11-32	34.4	4-19	21.1	2-4	50.0	5, 0
2nd Half	18-33	54.5	2-11	18.2	7-11	63.6	11 (18:48 2H)
<b>GAME</b>	<b>29-65</b>	<b>44.6</b>	<b>6-30</b>	<b>20.0</b>	<b>9-15</b>	<b>60.0</b>	<b>16 (16:55 2H)</b>

Technical Fouls: None

Officials: Doug Simons, Patrick Adams, Gary Maxwell  
 Attendance: 7,033 | Start Time: 7:02 p.m. | Game Duration: 2:01  
 K-State led 1:35 // UCF led 37:11 // Game was tied for 1:14  
 Lead Changes: 6 // Times Tied: 1

Points From	Off Turnovers	Paint	2nd Chance	Fast Break	Bench
UCF	8	40	12	14	22
K-State	10	44	9	15	6

## 18 AT OKLAHOMA STATE

Jan. 17, 2026 | Stillwater, Okla. / Gallagher-Iba Arena

Oklahoma State	48	36	—	84
<b>K-STATE</b>	43	40	—	83

- ▶ Sophomore **Vyctorius Miller** connected on all 3 free throws after being fouled with 2.8 seconds left, as Oklahoma State came from behind to post an 84-83 win in a back-and-forth affair on Jan. 17 at Gallagher-Iba Arena.
- ▶ In a game that included 13 lead changes and 11 ties, K-State (9-9, 0-5 Big 12) took an 83-81 lead with 49 seconds remaining on junior **P.J. Haggerty's** jumper. On the ensuing possession, junior guard **Kanye Clary** twice missed from 3-point range with Oklahoma State (14-4, 2-3 Big 12) each time getting the offensive rebound, including on a jump ball with 4 seconds left.
- ▶ Miller received the inbounds pass in the corner and was fouled by junior **Abdi Bashir Jr.** as he attempted to swap down at the ball, resulting in 3 free throws. After Miller's 3 free throws gave the Cowboys an 84-83 lead, the Wildcats still had an opportunity to win. The inbounds pass was caught by **Taj Manning** at midcourt, where he called K-State's last timeout with 2.1 seconds. However, Haggerty's 3-point attempt fell short as the buzzer sounded.
- ▶ Haggerty paced four Wildcats in double figures with 21 points on 8-of-17 shooting, including 4-of-7 from 3-point range, to go with 8 rebounds, 3 assists and a steal while playing all 40 minutes. He has now scored 20 or more points 13 times with double figures in all 18 games. He is the first Wildcat to open with 18 consecutive games in double figures since **Jacob Pullen** in 2009-10.
- ▶ OSU led 48-43 after ending the first half on a 7-2 run then continued that momentum with 8 of the first 11 points out of halftime to take a double-digit lead at 56-46 and force a timeout at the 17:15 mark. From there, K-State scored 15 of the next 20 points to register the first of 7 ties in the second half at 61-46.
- ▶ The Wildcats went ahead 67-64 near the midway point before the teams battled through ties of 67-67, 69-69 and 71-71. After a McGriff dunk gave the visitor a 73-72 lead, the home team responded with 5 straight points to go back ahead 77-73 with 5:12 remaining. However, the Wildcats didn't go away, as 3-pointers from senior **C.J. Jones** and Haggerty plus a dunk by Johnson made it 81-79 at the final media timeout with 92 seconds left. The Cowboys tied it at 81-81 on a Clary jumper with 1:15 to play before the final sequence.
- ▶ OSU shot just 41.2 percent (28-of-68) from the field with 5 less field goals and 7 fewer 3-point field goals but made up for it by scoring 26 points off 16 K-State turnovers while converting on 20-of-24 attempts (83.3 percent) from the free throw line. The Cowboys had just 7 turnovers.

**OKLAHOMA STATE** (14-4, 2-3 Big 12)

No.	Name	PTS	FG	3FG	FT	O	D	R	PF	A	T	S	B	MIN
04	COLEMAN, Christian	F	4	2-4	0-0	0-2	0	5	5	0	3	1	2	1
22	FALLAH, Parsa	C	17	4-8	2-2	7-7	7	2	9	1	0	1	2	0
01	CLARY, Kanye	G	12	5-14	2-6	0-0	0	3	3	6	2	1	0	31
05	MILLER, Vyctorius	G	6	2-13	1-6									

# 2025-26 BOXSCORES/RECAPS

## 19 UTAH

Jan. 20, 2026 | Manhattan, Kan. / Bramlage Coliseum

Utah	43	35	—	78
<b>K-STATE</b>	46	35	—	81

► Junior **P.J. Haggerty** scored 28 of his game-high 34 points in the second half in helping a short-handed Kansas State to an 81-78 win over Utah before 8,061 fans at Bramlage Coliseum to end a 5-game losing streak to open Big 12 play.

► The 28 points tied for the third-most points in a half, including the most since **Denis Clemente** went for 32 points in the second half at Texas on Jan. 31, 2009.

► K-State (10-9, 1-5 Big 12) had just 10 available players due to injuries, as the Wildcats had to play without regulars **Abdi Bashir Jr.** and **Khamari McGriff**, who had started the previous 18 games. This forced head coach **Jerome Tang** to insert juniors **Dorin Buca** and **David Castillo** into the lineup, alongside Haggerty, senior **Nate Johnson** and junior **Taj Manning**, who made his third straight start in place of the injured **Elias Rapieque**.

► Despite this adversity, the Wildcats found a way to pick up their first Big 12 win as Haggerty came through with a big jumper shot with a score tied at 77-all before Johnson iced the game with a pair of free throws with 6.7 seconds left. The Utes (9-10, 1-5 Big 12) had one last chance, but junior **Terrence Brown's** 3-point attempt fell short with 2 seconds remaining.

► Haggerty's 34 points were the 10th-most by a Wildcat in a Big 12 game and the most since **Markquis Nowell** went for 36 at Texas on Jan. 3, 2023. He hit on 15-of-29 field goals, including 1-of-4 from 3-point range, and 3-of-6 free throws to go with a game-high 8 rebounds, 4 assists and 2 steals in 39 minutes.

► Haggerty was joined in double figures by Castillo, who posted his second career 20-point game and first in Big 12 play with 20 points, and Johnson, who added 17 points on 5-of-9 field goals, including 3-of-5 from 3-point range, to go with a game-high 6 assists and 5 rebounds. Castillo hit a career-high 6 3-pointers, which tied for the 10th-most by a Wildcat in a Big 12 game.

► The Utes were led by Brown, who nearly equaled Haggerty with a team-high 33 points on 14-of-24 shooting, including 4-of-7 from 3-point range. Brown was joined in double figures by junior **Seydou Traore** and graduate **Don McHenry**, who had 15 points each.

► Both teams shot nearly 50 percent with K-State hitting on exactly 50 percent (31-of-62) for the second consecutive game, including 52.2 percent (12-of-23) from 3-point range. Utah shot 49.2 percent (32-of-65), including 34.8 percent (8-of-23) from long range.

### UTAH (9-10, 1-5 Big 12)

No.	Name	PTS	FG	3FG	FT	O	D	R	PF	A	TO	S	B	MIN
00	TRAORE, Seydou	F 15	7-12	1-4	0-0	2	4	6	2	3	0	1	1	30
08	DAWES, Keanu	F 0	0-3	0-2	0-0	2	5	7	1	1	0	0	1	31
32	OKONKWO, James	F 2	1-3	0-0	0-0	2	2	2	0	1	0	1	0	24
02	BROWN, Terrence	G 33	14-24	4-7	1-2	1	3	4	4	2	6	4	0	32
03	MCHENRY, Don	G 15	5-12	3-8	2-5	1	5	6	0	3	0	0	0	32
21	ABBEY, Obomate	4	1-3	0-0	2-2	0	0	2	2	1	1	0	0	17
07	HAYES, Josh	9	4-5	0-0	1-1	3	0	3	2	0	0	0	0	16
13	SANDERS, Kendyl	0	0-3	0-2	0-0	0	3	3	1	0	0	0	0	19
TEAM						1	2	3			1			
TOTALS		78	32-65	8-23	6-10	10	24	34	14	10	9	5	4	200

	FG	FG%	3FG	3FG%	FT	FT%
1st Half	19-35	54.3	4-11	36.4	1-1	100.0
2nd Half	13-30	43.3	4-12	33.3	5-9	55.6
GAME	32-65	49.2	8-23	34.8	6-10	60.0

Deadball Rebounds: 3, 0  
Biggest Run: 10 (18:16 2H)  
Largest Lead: 5 (17:07 1H)  
Technical Fouls: Traore

### K-STATE (10-9, 1-5 Big 12)

No.	Name	PTS	FG	3FG	FT	O	D	R	PF	A	TO	S	B	MIN
15	MANNING, Taj	W 8	3-5	1-3	1-2	4	3	7	1	2	0	1	0	13
22	BUCA, Dorin	W 7	3-4	0-1	1-3	1	2	3	1	0	1	0	1	13
04	HAGGERTY, P.J.	G 24	7-16	0-3	10-11	2	6	8	3	3	4	1	0	29
10	CASTILLO, David	G 9	4-11	1-7	0-0	1	4	5	1	3	2	0	0	21
34	JOHNSON, Nate	G 14	4-7	4-7	2-3	2	4	6	3	4	2	1	0	33
03	JONES, C.J.	2	0-3	0-3	2-2	0	0	2	0	2	1	0	0	12
47	KOSTIC, Andrej	2	1-4	0-2	0-0	1	2	3	1	3	1	0	0	8
TEAM						2	0	2						
TOTALS		81	31-62	12-23	7-10	7	22	29	13	17	10	4	2	200

	FG	FG%	3FG	3FG%	FT	FT%
1st Half	17-34	50.0	10-18	55.6	2-2	100.0
2nd Half	14-28	50.0	2-6	40.0	5-8	62.5
GAME	31-62	50.0	12-23	52.2	7-10	70.0

Deadball Rebounds: 3, 2  
Biggest Run: 7 (14:20 1H)  
Largest Lead: 10 (9:31 1H)  
Technical Fouls: None

Officials: Marques Pettigrew, Tommy Johnson, Michael Greenstein  
Attendance: 8,061 | Start Time: 8:10 p.m. | Game Duration: 1:49  
K-State led 25-00 // Utah led 11-37 // Game was tied for 3:23  
Lead Changes: 9 // Times Tied: 6

Points From	Off Turnovers	Paint	2nd Chance	Fast Break	Bench
Utah	14	40	12	11	13
K-State	8	32	6	17	8

## 20 19/19 KANSAS

Jan. 24, 2026 | Manhattan, Kan. / Bramlage Coliseum

19/19 Kansas	37	49	—	86
<b>K-STATE</b>	35	27	—	62

► No. 19/19 Kansas broke open a tight contest with a decisive 8-0 run to snap a 3-game losing streak at Bramlage Coliseum and earn an 86-62 win in the 304th Dillons Sunflower Showdown on Jan. 24.

► Kansas (15-5, 5-2 Big 12) saw 5 players post double-digits led by sophomore **Flory Bidunga's** 21-point, 10-rebound double-double while senior **Melvin Council Jr.** added his own double-double with 17 points and 12 assists.

► K-State (10-10, 1-6 Big 12) played its second consecutive game with just 10 available players due to injuries, as starters **Abdi Bashir Jr.** and **Khamari McGriff** each missed their second straight game. A third regular starter — **Elias Rapieque** — missed his fourth game in a row.

► The potent Wildcat offense, which entered averaging 85.3 points on 47.3 percent shooting, was held to its lowest output of the season with just 62 points on 34.4 percent (21-of-61) shooting with season-lows for both field goals made (21) and points in the paint (18).

► Junior **P.J. Haggerty** scored a game-high 23 points, doing most of his damage at the free throw line, where he was 10-of-12, to go with 5 rebounds and 4 assists in nearly 39 minutes. He has now scored in double figures in all 20 games this season with 15 20-point scoring efforts.

► Freshman **Andrej Kostic** posted his first double-digit scoring game with 12 points, going 4-of-7 from 3-point range.

► The Wildcats trailed just 59-55 after a 3-pointer by Haggerty just before the third media timeout with 7:26 to play. However, a Bidunga free throw sparked a run of eight straight points that pushed the lead to 67-55, prompting a timeout by head coach **Jerome Tang** with 5:37 to play.

► A Haggerty free throw broke the run out of the timeout, but the Jayhawks continued their push with 7 of the next 9 points to go ahead 74-58 at the final media timeout with 3:41 to play. From there, the lead ballooned to as many as 24 points in the eventual 86-62 loss.

► The first half was a back-and-forth affair with Kansas leading by as many as 7 points before K-State closed to within 37-35 at the halftime break. The Wildcats had a chance to take the lead just before halftime but senior **C.J. Jones'** 3-pointer just rimmed out at the buzzer.

### KANSAS (15-5, 5-2 Big 12)

No.	Name	PTS	FG	3FG	FT	O	D	R	PF	A	TO	S	B	MIN
15	TILLER, Bryson	F 16	6-8	0-1	4-4	3	4	7	2	2	2	1	0	27
00	BIDUNGA, Flory	F 21	10-13	0-0	1-4	3	7	10	3	1	1	0	0	37
03	WHITE, Tre	G 13	3-8	1-2	6-6	2	1	3	2	3	1	0	0	33
11	MCDOWELL, Jamari	G 0	0-5	0-5	0-0	1	2	0	1	2	0	0	0	23
14	COUNCIL JR., Melvin	G 17	7-16	1-4	2-3	2	5	7	3	12	1	1	1	38
13	JACKSON, Elmarlo	19	5-7	2-3	7-7	0	5	3	0	2	0	0	0	27
01	DAWSON, Jayden	0	0-1	0-1	0-0	0	1	0	0	0	0	0	0	7
TEAM						1	3	4			1			
TOTALS		86	31-58	4-16	20-24	12	27	39	13	19	10	2	4	200

	FG	FG%	3FG	3FG%	FT	FT%
1st Half	15-27	55.6	1-5	20.0	6-9	66.7
2nd Half	16-31	51.6	3-11	27.3	14-15	93.3
GAME	31-58	53.4	4-16	25.0	20-24	83.3

Deadball Rebounds: 4, 1  
Biggest Run: 8 (5:40 2H)  
Largest Lead: 24 (0:10 2H)  
Technical Fouls: None

### K-STATE (10-10, 1-6 Big 12)

No.	Name	PTS	FG	3FG	FT	O	D	R	PF	A	TO	S	B	MIN
15	MANNING, Taj	W 8	3-6	2-4	0-0	3	1	4	4	1	3	0	0	23
22	BUCA, Dorin	W 6	3-6	0-1	0-2	8	3	11	2	0	0	1	1	26
04	HAGGERTY, P.J.	G 23	6-17	1-2	10-12	1	4	5	1	4	1	0	0	39
10	CASTILLO, David	G 8	3-11	2-5	0-0	1	0	1	3	1	0	0	0	37
34	JOHNSON, Nate	G 5	2-8	1-5	0-0	0	0	3	3	4	1	0	0	35
06	JOHNSON, Marcus	0	0-2	0-2	0-0	0	0	0	0	0	0	0	0	3
03	JONES, C.J.	0	0-4	0-3	0-0	0	0	0	0	2	1	0	0	13
47	KOSTIC, Andrej	12	4-7	4-7	0-0	0	4	1	0	1	1	0	0	23
TEAM						0	0	0	1	3				
TOTALS		62	21-61	10-29	10-14	13	15	28	15	12	8	5	1	200

	FG	FG%	3FG	3FG%	FT	FT%
1st Half	12-34	35.3	8-19	42.1	3-6	50.0
2nd Half	9-27	33.3	2-10	20.0	7-8	87.5
GAME	21-61	34.4	10-29	34.5	10-14	71.4

Deadball Rebounds: 3, 0  
Biggest Run: 6 (11:27 1H)  
Largest Lead: 2 (17:12 1H)  
Technical Fouls: Coach

Officials: Kipp Kissinger, Brooks Wells, Tommy Johnson  
Attendance: 9,111 | Start Time: 7:05 p.m. | Game Duration: 2:05  
K-State led 3:34 // Kansas led 35:34 // Game was tied for 0:52  
Lead Changes: 6 // Times Tied: 1

Points From	Off Turnovers	Paint	2nd Chance	Fast Break	Bench
KU	10	46	21	8	19
K-State	12	18	11	9	12

## 21 AT WEST VIRGINIA

Jan. 27, 2026 | Morgantown, W.Va. / Hope Coliseum

West Virginia	28	31	—	59
<b>K-STATE</b>	22	32	—	54

► Senior **Treysen Eaglestaff** came through in the clutch for West Virginia, scoring 8 of his 12 points in the last 3 minutes to help the Mountaineers rally past Kansas State, 59-54, on Jan. 27 before 10,809 fans at Hope Coliseum.

► The win extended West Virginia's home court winning streak to 16 games, as the Mountaineers (14-7, 5-3 Big 12) remained perfect at home.

► Despite Eaglestaff's heroics erasing a 49-45 lead with 3:38 to play, K-State had two chances to tie the game in the last 22 seconds. Following a missed free throw by senior **Honor Huff**, junior **P.J. Haggerty** drove to the basket but his layup with blocked out of bounds with 14.5 seconds left. Haggerty then received the inbound pass, but his 3-pointer fell short with 10 seconds.

► Huff made amends for his earlier free throw miss by icing the game with 2 free throws to make it 59-54 with 8 seconds. He led all scorers with 17 points.

► Haggerty paced three Wildcats in double figures with 16 points, all of which came in the second half, while sophomore **David Castillo** and senior **Nate Johnson** added 15 and 13 points, respectively.

► K-State continued to play shorthanded with just 10 available players due to injuries, as starters **Abdi Bashir Jr.** and **Khamari McGriff** each missed their third straight game. **Elias Rapieque** missed his fifth game in a row.

► While the offense struggled for the second straight game with a season-low 54 points, the Wildcat defense played perhaps its best game, as they held the Mountaineers scoreless for more than 7 minutes in the second half while holding them to a season-low 59 points at home.

► After trailing by 10 points in the early moments of the second half, back-to-back 3-pointers by Haggerty and Johnson ignited an 8-0 run that brought K-State to within 36-34 with 13:23 remaining. West Virginia went back ahead 45-41 near the midway point before a jumper by Castillo sparked 8 straight points that carried the Wildcats to a 49-45 lead with 4:30 to play.

► A putback by Eaglestaff at the 3:17 mark ended a more than 7-minute scoring drought, as the senior followed with a 3-pointer to give the Mountaineers the lead for good with 2:08 to play. After 3-pointers by each team, Eaglestaff made his biggest play of the night as he followed his own shot with a layup before finishing the 3-point play with 43 seconds left to make it 57-52.

### WEST VIRGINIA (14-7, 5-3 Big 12)

No.	Name	PTS	FG	3FG	FT	O	D	R	PF	A	TO	S	B	MIN
00	LORENTE, Brennan	F 10	5-8	0-1	0-0	3	3	6	3	2	3	0	1	23
55	OBIOHA, Harlan	C 2	1-1	0-0	0-0	0	2	2	1	0	0	0	0	17
01	FLOYD, Jasper	G 4	1-5	0-1	2-3	1	4	5	3	5	1	2	0	31
03	HUFF, Honor	G 17	5-15	5-12	2-3	0	8	8	0	5	2	0	0	38
52	EAGLESTAFF, Treysen	G 12	5-12	1-6	1-1	3	6	9	1	0	3	2	0	34
02	JENKINS, Amir	3	1-2	1-2	0-0	2	2	2	1	1	0	0	0	9
05	THOMAS, DJ	2	1-5	0-2	0-0	2	1	3	1	1	0	0	0	20
13	MOORE, Chance	9	4-7	0-0	1-2	1	0	1	0	0	2	2	1	25
23	UGUSUK, Morris	0	0-0	0-0	0-0	0	0	0	0	0	0	0	0	3
TEAM						1	2	3			1			
TOTALS		59	23-55	7-24	6-9	10	28	38	12	14	13	6	3	200

	FG	FG%	3FG	3FG%	FT	FT%
1st Half	11-25	44.0	4-11	36.4	2-3	66.7
2nd Half	12-30	40.0	3-13	23.1	4-6	66.7

# 2025-26 BOXSCORES/RECAPS

## 22 8/9 IOWA STATE

Feb. 1, 2026 | Manhattan, Kan. / Bramlage Coliseum

8/9 Iowa State	50	45	—	95
<b>K-STATE</b>	21	40	—	61

► No. 8/9 Iowa State showed why it's one of the top teams in the nation on Feb. 1, as the Cyclones shot 55 percent from the field with five players in double figures en route to a 95-61 win over K-State at Bramlage Coliseum.

► Iowa State (20-2, 7-2 Big 12) continued its best start in school history, as the Cyclones earned their fourth straight win, which includes three wins of 30 or more points, since consecutive road losses at Kansas and Cincinnati.

► Senior **Joshua Jefferson** paced the Cyclones with 19 points on 7-of-13 shooting to go with 8 rebounds and 5 assists, while fellow senior **Tamin Lipsey** chipped in 16 points on 6-of-9 field goals to go with a game-high 9 assists and 4 steals. The nation's best 3-point shooter — junior **Milan Momcivovic** — knocked down 5 triples to go with 18 points. Freshman **Killyan Toure** and redshirt senior **Nate Heise** added 13 and 11 points, respectively.

► Junior **P.J. Haggerty** led a shorthanded K-State team with a game-high 23 points, including 17 in the second half. He was joined in double figures by sophomore **David Castillo** with 11 points. Senior **Nate Johnson** had team-highs for assists (5) and steals (3) to go with his 8 points.

► The Wildcats played without 3 starters for the fourth straight game.

► Iowa State used a 22-4 run midway through the first half to take early control at 24-8. The Cyclones followed with another 13-0 run to go ahead by 24 points (37-13) at the 6:29 mark before they scored 12 of the next 14 points to take a 49-17 lead with 2:20 before halftime.

► Down 29 points at the break, the Wildcats got to within 54-31 at the 16:30 mark of the second half before the Cyclones answered back with an 11-2 spurt to go back ahead by 32 points (65-33). The lead ballooned from there, extending to as many as 39 points (90-51) with 3:32 remaining.

► Iowa State was impressive on both ends of the court, connecting on 55 percent (33-of-60) from the field with assists on 28 of their 33 made field goals. The Cyclones made 14 3-pointers on 51.9 percent shooting, while making 75 percent (15-of-20) of their free throw attempts.

► Defensively, they held the Wildcats to just 40.3 percent (25-of-62) shooting, including 30.4 percent (7-of-23) from 3-point range, while scoring 21 points off 14 turnovers.

### IOWA STATE (20-2, 7-2 Big 12)

No.	Name	PTS	FG	3FG	FT	O	D	R	PF	A	TO	S	B	MIN
05	JEFFERSON, Joshua	19	7-13	2-5	3-4	1	7	8	1	5	4	1	0	34
22	MOMCIVOVIC, Milan	18	6-13	5-9	1-1	1	2	3	0	1	2	1	1	30
23	BUCHANAN, Blake	5	2-4	0-0	1-2	1	4	5	1	1	2	0	0	25
03	LIPSEY, Tamin	6	16-19	1-2	3-4	2	3	5	1	9	1	4	0	33
27	TOURE, Killyan	13	5-9	1-2	2-2	2	3	5	2	3	0	2	0	23
00	HEISE, Nate	11	4-6	3-5	0-0	0	5	5	1	5	1	0	0	23
21	PLETA, Dominykas	4	1-1	0-0	2-3	0	1	1	2	2	0	0	0	12
01	BATEMAN, Jamarron	6	1-3	1-3	4-4	0	2	2	2	1	2	0	0	13
04	MULDER, Eric	3	1-1	1-1	0-0	3	1	4	0	0	0	0	0	3
11	NELSON, Dominick	0	0-1	0-0	0-0	0	0	0	0	1	0	0	0	2
13	KELDERMAN, Cade	0	0-0	0-0	0-0	0	0	0	0	0	0	0	0	2
TEAM						0	1	1						
TOTALS		95	33-60	14-27	15-20	10	29	39	10	28	12	8	1	200

	FG	FG%	3FG	3FG%	FT	FT%
1st Half	18-31	58.1	9-16	56.3	5-7	71.4
2nd Half	15-29	51.7	5-11	45.5	10-13	76.9
GAME	33-60	55.0	14-27	51.9	15-20	75.0

### K-STATE (10-12, 1-8 Big 12)

No.	Name	PTS	FG	3FG	FT	O	D	R	PF	A	TO	S	B	MIN
15	MANNING, Taj	W	0-3	0-1	0-0	1	3	4	1	1	1	0	2	31
22	BUCA, Dorin	W	6-3	3-0	0-0	1	1	2	3	0	3	1	1	23
04	HAGGERTY, P.J.	G	23	11-21	1-4	0-2	2	7	9	3	3	3	1	34
10	CASTILLO, David	G	11	4-10	3-4	0-0	0	0	3	2	2	0	0	30
34	JOHNSON, Nate	G	8	4-10	0-3	0-0	1	0	1	0	5	2	3	32
03	JONES, C.J.	5	1-5	1-3	2-2	0	2	2	0	1	1	1	0	16
47	KOSTIC, Andrej	8	2-7	2-6	2-2	0	2	2	4	1	1	3	0	27
06	JOHNSON, Marcus	0	0-3	0-2	0-0	1	1	1	1	1	0	0	0	8
TEAM						2	1	3						
TOTALS		61	25-62	7-23	4-6	8	16	24	19	13	14	9	4	200

	FG	FG%	3FG	3FG%	FT	FT%
1st Half	9-29	31.0	1-9	11.1	2-4	50.0
2nd Half	16-33	48.5	6-14	42.9	2-2	100.0
GAME	25-62	40.3	7-23	30.4	4-6	66.7

Officials: Marques Pettigrew, Bret Smith, John Gaffney  
Attendance: 8,031 | Start Time: 1:06 p.m. | Game Duration: 1:53  
K-State led 0-21 // Iowa State led 38-17 // Game was tied for 1:22  
Lead Changes: 2 // Times Tied: 1

Points From	Off Turnovers	Paint	2nd Chance	Fast Break	Bench
Iowa State	21	36	10	14	24
K-State	6	32	8	12	13

## 23 AT TCU

Feb. 7, 2026 | Fort Worth, Texas / Schollmaier Arena

TCU	42	42	—	84
<b>K-STATE</b>	46	36	—	82

► Junior **Xavier Edmonds** scored 6 of the game's last 7 points, including the game-winning free throws with 6.7 seconds left, as TCU rallied from an 18-point first-half deficit to hand K-State an 84-82 loss on Jan. 7 at Schollmaier Arena.

► K-State led 82-77 after a dunk by senior **Khamari McGriff** with 1:29 to play, but the Wildcats didn't score again as they turned the ball over on each of their last 3 possessions while the Horned Frogs ended the game on a 7-0 run.

► Edmonds paced TCU with 26 points on 9-of-10 field goals and a game-high 10 rebounds in 30 minutes. He was joined in double figures by sophomore **David Punch** (14 points) and senior **Jayden Pierre** (10 points).

► It marked the second consecutive matchup between the teams in Fort Worth that ended with TCU on a game-winning run as the Horned Frogs scored the last 6 points in a 63-62 win on Jan. 4, 2025. They have now won 6 of the last 8 meetings in the series, including 4 in a row.

► The loss particularly stung as the short-handed Wildcats led for more than 39 minutes and 30 seconds in the game, including 42-24 with 5:31 to play in the first half and by double figures 3 times in the second half, including 78-68 with 5:26 remaining. The 18-point lead represents the third-largest blown in school history and the largest since a loss to Western Carolina on Dec. 19, 2001.

► K-State now has 5 losses by 5 points or less, including 4 in Big 12 play.

► The Wildcats shot better than 50 percent from the field for the ninth time this season, as they connected on 52.4 percent (33-of-63) from the field, including 11 made 3-pointers, while getting a game-high 30-point performance from junior **P.J. Haggerty** and a season-high 15 points from senior reserve **Marcus Johnson**, who made 5-of-6 attempts from 3-point range.

► Haggerty, who has now scored in double figures in all 23 games, recorded his 17th game of 20 or more points and his fourth 30-point game of the season. The 43-30-point game this season ties for the fifth-most in a single season and the most since **Michael Beasley** had 13 in 2007-08.

► Senior **Nate Johnson** added his second career double-double and first this season with 13 points and a career-high 11 assists to go with a career-best 6 steals in 37 minutes. Sophomore **David Castillo** gave the Wildcats a fourth double-digit scorer with 11 points.

### TCU (14-9, 4-6 Big 12)

No.	Name	PTS	FG	3FG	FT	O	D	R	PF	A	TO	S	B	MIN	
15	PUNCH, David	14	4-10	0-2	6-8	2	4	6	2	3	0	2	0	30	
24	EDMONDS, Xavier	F	26	9-10	1-1	7-13	4	6	10	2	0	6	2	30	
01	PIERRE, Jayden	G	10	3-8	0-3	4-4	0	1	1	1	4	0	0	37	
02	HARDING, Brock	G	9	3-6	3-6	0-0	1	2	3	1	6	2	1	0	29
03	LELEVICIUS, Liutauras	G	3	1-3	1-3	0-0	0	2	2	0	1	0	0	17	
23	SALATHOUX, Vianney	0	0-0	0-0	0-0	1	0	1	0	0	0	0	0	2	
00	POSEY, Jarce	0	0-3	0-1	0-0	0	1	1	1	0	0	0	0	5	
55	TOOLSON, Tanner	6	2-7	1-4	1-4	1	4	5	0	2	2	0	0	24	
05	ROBINSON, Micah	16	5-12	2-6	4-7	3	3	6	3	2	2	0	0	26	
TEAM						5	0	5							
TOTALS		84	27-59	8-26	22-26	17	23	40	10	18	13	7	0	200	

	FG	FG%	3FG	3FG%	FT	FT%
1st Half	13-32	40.6	7-16	43.8	9-14	64.3
2nd Half	14-27	51.9	1-10	10.0	13-22	59.1
GAME	27-59	45.8	8-26	30.8	22-36	61.1

### K-STATE (10-13, 1-9 Big 12)

No.	Name	PTS	FG	3FG	FT	O	D	R	PF	A	TO	S	B	MIN
15	MANNING, Taj	W	4	2-4	0-0	0-0	3	6	5	2	0	0	0	23
21	MCGRIFF, Khamari	W	6	3-4	0-0	0-0	2	2	2	3	4	1	0	34
04	HAGGERTY, P.J.	G	30	14-24	2-5	0-1	0	1	1	2	4	1	0	39
10	CASTILLO, David	G	11	3-10	3-8	2-2	0	0	0	5	2	1	1	39
34	JOHNSON, Nate	G	13	5-11	1-6	2-3	1	3	4	1	11	2	6	27
06	JOHNSON, Marcus	15	5-6	5-6	0-0	0	3	4	3	1	0	0	0	19
22	BUCA, Dorin	1	0-1	0-0	1-2	0	2	2	0	2	0	0	0	4
03	JONES, C.J.	2	1-3	0-1	0-0	1	0	1	1	1	3	0	0	14
TEAM						1	5	6						
TOTALS		82	33-63	11-26	5-8	17	25	23	24	12	8	5	0	200

	FG	FG%	3FG	3FG%	FT	FT%
1st Half	17-29	58.6	8-14	57.1	4-5	80.0
2nd Half	16-34	47.1	3-12	25.0	1-3	33.3
GAME	33-63	52.4	11-26	42.3	5-8	62.5

Officials: Tony Padilla, James Ford, De Selle Dean  
Attendance: 5,176 | Start Time: 1:12 p.m. | Game Duration: 2:13  
K-State led 39-30 // TCU led 0-07 // Game was tied for 0:23  
Lead Changes: 1 // Times Tied: 1

Points From	Off Turnovers	Paint	2nd Chance	Fast Break	Bench
TCU	22	34	19	17	22
K-State	20	34	12	14	18

## 24 CINCINNATI

Feb. 11, 2026 | Manhattan, Kan. / Bramlage Coliseum

Cincinnati	53	38	—	91
<b>K-STATE</b>	31	31	—	62

► Junior **Jizzle James** paced five Cincinnati players in double figures with 24 points, as the Bearcats posted a 91-62 wire-to-wire win over K-State on Feb. 11 before 7,274 fans at Bramlage Coliseum.

► Cincinnati (13-12, 5-7 Big 12) registered its second consecutive 90-point performance while earning its second straight win by 20 or more points. The 91 points were the most scored in 12 meetings with K-State, as the Bearcats captured their first win in Manhattan since 1967.

► Junior **P.J. Haggerty** was the only Wildcat in double figures, equaling James' 24 points, to pace the Wildcats, who dropped their fifth in a row.

► James connected on 6-of-8 attempts from 3-point range in helping Cincinnati make 16 shots from beyond the arc, which represents the most by an opponent at Bramlage Coliseum and the second-most ever by an opponent behind the 17 makes by Baylor on Jan. 27, 2021.

► In addition to James' 6 triples, five other Bearcats had at least one 3-pointers, including 4 by graduate **Jalen Celestine**, 2 each from senior **Baba Miller** and graduate **Day Day Thomas** and one apiece from junior **Sencire Harris** and freshman **Jordi Rodriguez**.

► James was joined in double figures by Celestine (18 points), Miller (16 points), Harris (12 points) and Thomas (10 points). Miller added a double-double with 12 points to go with 6 assists and 4 blocked shots. Thomas dished out a game-high 7 assists.

► Overall, the Bearcats shot 50 percent (31-of-62) from the field, including 57.1 percent (20-of-35) in the first half in which they built as much as a 28-point lead. The Wildcats pulled to within 18 points in the early moments of the second half, but a 10-0 response pushed it back out to 28 points (65-37). The lead ballooned to as many as 32 points (91-59) with less than 3 minutes remaining.

► In addition to its impressive offensive effort, Cincinnati once again showed why it is one of the top defensive teams in the country, holding K-State to just 40.3 percent (25-of-62) shooting, including 24 percent (6-of-25) from 3-point range. The Bearcats also forced 16 turnovers.

► The Wildcats are now off to their worst start ever in conference play, tying the 1999-2000 and 2020-21 teams with a 1-10 mark.

### CINCINNATI (13-12, 5-7 Big 12)

No.	Name	PTS	FG	3FG	FT	O	D	R	PF	A	TO	S	B	MIN	
18	MILLER, Baba	F	16	4-10	2-2	6-8	5	7	12	1	6	2	1	4	31
24	McKNILEY, Tyler	F	2	1-3	0-0	0-0	0	1	1	3	1	0	0	15	
32	CELESTINE, Jalen	F	18	6-8	4-6	2-3	1	4	5	0	0	0	3	27	
01	THOMAS, Day Day	G	10	4-8	2-5	0-0	1	2	3	2	7	1	2	28	
02	JAMES, Jizzle	G	24	9-14	6-8	0-0	0	1	2	2	1	1	0	32	
65	DZELLAT, Halvine	G	4	2-6	0-0	0	3	2	5	3	0	1	0	23	
05	HARRIS, Sencire	12	4-9	1-4	3-3	0	3	3	2	2	2	0	0	24	
07	TILLERY, Keyshuan	2	0-2	0-2	2-2	0	1	1	0	3	4	0	0	12	
17	RODRIGUEZ, Jordi	3	1-1	1-1	0-0	0	2	2	0	0	0	0	0	6	
13	DARBYSHIRE, Grant	0	0-1	0-0	0-0	0	0	0	0	0	0	0	0	2	
TEAM						3	1	4							
TOTALS															

# 2025-26 BOXSCORES/RECAPS

## 25 AT 3/3 HOUSTON

Feb. 14, 2026   Houston, Texas / Fertitta Center
3/3 Houston _____ 33 45 — 78
<b>K-STATE</b> _____ 19 45 — 64

- K-State went toe-to-toe with No. 3/3 Houston on Feb. 14 before the Cougars used their patented defense to pull away for a 78-64 victory to extend their winning streak to 18 games at the Fertitta Center.
- Junior **P.J. Haggerty**, who eclipsed 2,000 career points in the first half, led three Wildcats in double figures with a game-tying 23 points, while senior **Nate Johnson** posted his second double-double with 12 points and a game-high 10 rebounds. Junior **Taj Manning** matched his career-high with 10 points.
- K-State led for nearly 11 minutes in the first half, including 15-6 after back-to-back 3-pointers from senior **C.J. Jones** and Haggerty at the 11:35 mark. However, the Big 12-leading Cougars turned up the defensive intensity, holding the Wildcats to just 4 points the rest of the half on 1-on-15 field goals with 7 turnovers.
- Offensively, Houston took control of the game over the last 11 minutes of the first half, shaking off a 1-of-12 start from the field to score 27 points and lead 33-19 at the break. A dunk by freshman **Chris Cenac Jr.** gave the Cougars the lead for good with 7:26 before halftime as part of an 8-0 run.
- The 19 first-half points tied for the fewest under head coach **Jerome Tang** and lowest since also scoring 19 against Oklahoma on Jan. 30, 2024, while the Wildcats were held to just 20.8 percent (5-of-24) shooting, including just one made 2-point field goal, which is a new low under Tang.
- Houston continued its momentum in the early moments of the second half, extending its lead to 24 points (47-23) after back-to-back 3-pointers from Cenac and senior **Emanuel Sharp** at the 16:41 mark. K-State continued to battle, using a 9-0 run to pull to within 47-32 at the first media timeout with under 15 minutes remaining before a 3-pointer from sophomore **David Castillo** closed the deficit to 59-49 with 7:06 to play.
- However, that would be closest it would get, as a 3-pointer from senior **Milos Uzan** sparked a 10-4 run that put the Cougars ahead 69-53 at the final media timeout. The Wildcats scored 10 of the last 15 points for the final 78-64 margin.
- Neither team shot the ball very well, as Houston made 40.7 percent (24-of-59) of its field goals compared to 35.1 percent (20-of-57) for K-State. The team combined for 32 turnovers and 45 personal fouls with Wildcats scoring 26 points off 15 Cougar turnovers.

HOUSTON (23-2, 11-1 Big 12)															
No.	Name	PTS	FG	3FG	FT	O	D	R	PF	A	TO	S	B	MIN	
11	TUGLER, Joseph	F	2	1-1	0-0	0-0	1	0	1	2	1	1	0	0	14
05	CENAC Jr., Chris	C	9	3-5	2-3	1-4	2	2	4	1	2	1	1	0	23
04	FLEMINGS, Kingston	G	12	2-13	0-0	8-8	1	6	7	3	4	4	1	1	30
07	UZAN, Milos	G	12	5-11	2-5	0-0	1	2	1	8	0	1	0	33	
21	SHARP, Emanuel	G	23	6-14	3-8	8-9	1	5	6	5	2	4	3	30	
14	SAKHO, Kalifa	G	6	3-3	0-0	1-1	3	3	6	3	0	3	0	2	19
01	HARWELL, Isiah	G	3	1-5	0-3	1-2	0	6	6	2	0	1	1	1	19
03	WALKER Jr., Ramon	J	1	0-1	0-1	1-2	0	0	0	0	0	0	0	0	3
08	LATH, Cedric	J	2	0-0	0-0	2-2	1	1	2	1	0	0	0	0	6
25	MILLER, Mercy	A	4	1-4	0-1	2-2	0	1	1	1	1	0	1	0	9
24	MCCARTY, Chase	A	2	2-2	0-0	0-0	1	1	2	2	0	1	0	1	14
TEAM						1	4	5							
<b>TOTALS</b>			<b>78</b>	<b>24-59</b>	<b>7-21</b>	<b>23-30</b>	<b>12</b>	<b>30</b>	<b>42</b>	<b>21</b>	<b>18</b>	<b>15</b>	<b>8</b>	<b>5</b>	<b>200</b>

	FG	FG%	3FG	3FG%	FT	FT%	Deadball Rebounds:
1st Half	10-33	30.3	3-11	27.3	10-15	66.7	4, 0
2nd Half	14-26	53.8	4-10	40.0	13-15	86.7	19 (18:50 2H)
GAME	24-59	40.7	7-21	33.3	23-30	76.7	Largest Lead: 24 (16:41 2H)

K-STATE (10-15, 1-11 Big 12)															
No.	Name	PTS	FG	3FG	FT	O	D	R	PF	A	TO	S	B	MIN	
15	MANNING, Taj	W	10	3-4	0-1	4-7	2	4	6	3	3	2	0	30	
21	MCGRIFF, Khamari	W	2	0-1	0-0	2-2	0	4	4	1	2	0	0	14	
04	HAGGERTY, P.J.	G	23	7-20	2-7	7-12	4	1	5	4	2	4	3	40	
10	CASTILLO, David	G	6	3-9	2-7	0-0	0	5	5	2	1	2	1	39	
34	JOHNSON, Nate	G	12	3-11	3-5	3-4	2	8	10	4	4	2	3	1	40
22	BUCA, Dorin	A	4	2-4	0-1	0-0	2	2	4	5	1	1	0	2	14
03	JONES, C.J.	J	5	2-7	1-4	0-0	1	0	1	1	1	1	1	0	23
06	JOHNSON, Marcus	O	0	0-1	0-1	0-0	0	0	0	0	0	2	0	0	1
TEAM						0	2	2							
<b>TOTALS</b>			<b>64</b>	<b>20-57</b>	<b>8-26</b>	<b>16-25</b>	<b>11</b>	<b>26</b>	<b>37</b>	<b>24</b>	<b>13</b>	<b>17</b>	<b>10</b>	<b>3</b>	<b>200</b>

	FG	FG%	3FG	3FG%	FT	FT%	Deadball Rebounds:
1st Half	5-24	20.8	4-14	28.6	5-9	55.6	5, 0
2nd Half	15-33	45.5	4-12	33.3	11-16	68.8	9 (14:20 1H)
GAME	20-57	35.1	8-26	30.8	16-25	64.0	Largest Lead: 9 (14:20 1H)

Officials: Michael Greenstein, Keith Patterson, Deirdre Carr  
 Attendance: 7,035 | Start Time: 3:07 p.m. | Game Duration: 2:11  
 K-State led 10:52 // Houston led 28:55 // Game was tied for 0:13  
 Lead Changes: 2 // Times Tied: 0

Points From	Off Turnovers	Paint	2nd Chance	Fast Break	Bench
Houston	18	26	15	10	20
K-State	26	22	13	20	9

## 26 BAYLOR

Feb. 17, 2026   Manhattan, Kan. / Bramlage Coliseum
Baylor _____ 34 40 — 74
<b>K-STATE</b> _____ 41 49 — 90

- Junior **P.J. Haggerty** and senior **Nate Johnson** became the first Wildcat duo to each record a 30-point game since 2008, as K-State led from start to finish in a 90-74 win in interim coach **Matthew Driscoll's** debut on Feb. 17 before 6,789 fans at Bramlage Coliseum to snap a 6-game losing streak.
- Haggerty (34 points) and Johnson (33 points) combined for 67 of the Wildcats' 90 points on 26-of-39 (66.7 percent) shooting from the field, including 6-of-10 from 3-point range. They are the first duo to go for 30 or more points since **Michael Beasley** (44 points) and **Bill Walker** (31 points) accomplished the feat at Baylor on Feb. 23, 2008.
- In addition to his career-high 33 points, Johnson dished out a game-high 9 assists to go with a game-best 6 steals and 5 rebounds in playing nearly 39 minutes. He went 11-of-16 from the field, including 5-of-8 from 3-point range, and made all 6 of his free throws. Haggerty knocked down 15 field goals for the second time this season, as he posted his fifth 30-point game of the season.
- The win snapped K-State's 6-game losing skid, as Driscoll defeated his close friend and former boss **Scott Drew** in their first matchup. Driscoll is just the second interim head coach in school history to win his debut and the first in nearly 20 years when **Jimmy Elgas** led the Wildcats to a 66-63 win over Iowa State on Feb. 8, 2006 in place of head coach **Jim Wooldridge**.
- The Wildcats shot 50 percent or better from the field for the 10th time, hitting on 56.7 percent (34-of-60) from the field, including 47.1 percent (8-of-17) from 3-point range, while connecting on 82.4 percent (14-of-17) from the line.
- Johnson set the tone early, knocking down his first three 3-point attempts, to push K-State out to an early lead. Haggerty got into the act with 11 points in a stretch where the Wildcats expanded their lead to 34-21. The Bears scored 13 of the last 20 points to close the deficit to 41-34 at the break.
- K-State took control of the game in the first 8 minutes of the second half, as Johnson and Haggerty combined for 15 points, as the Wildcats led 61-40 with 11:44 to play after a 20-6 run. Baylor didn't go away, scoring 17 of the next 22 points to pull to within 66-57. However, the Bears could get no closer, as the Wildcats slowly rebuilt the lead to as many as 18 points down the stretch.
- Baylor was led by sophomore **Isaac Williams IV**, who paced four Bears in double figures with 16 points on 6-of-11 field goals to go with 6 assists.

BAYLOR (13-13, 3-10 Big 12)															
No.	Name	PTS	FG	3FG	FT	O	D	R	PF	A	TO	S	B	MIN	
44	POWELL, Caden	C	7	2-3	0-0	3-6	4	1	5	2	1	1	0	1	24
05	AGBIM, Obi	G	8	4-13	0-5	0-0	0	4	4	2	3	2	4	0	32
10	WILLIAMS, Isaac	G	16	6-11	0-2	4-4	0	3	3	2	6	4	1	0	30
24	YESSOUFOU, Tounde	G	14	6-14	1-4	1-1	3	4	7	3	1	0	2	0	37
43	CARR, Cameron	G	12	5-12	0-5	2-2	0	5	5	4	0	7	3	3	36
46	NNAJI, James	J	2	1-2	0-0	0-2	2	0	2	1	0	0	1	0	5
12	RATAJ, Michael	A	4	2-7	0-2	0-0	2	0	2	0	0	3	0	1	15
00	SKILLINGS Jr., Dan	J	11	2-8	2-6	5-6	4	4	8	2	1	2	0	0	21
TEAM						3	2	5							
<b>TOTALS</b>			<b>74</b>	<b>28-70</b>	<b>3-24</b>	<b>15-21</b>	<b>18</b>	<b>23</b>	<b>41</b>	<b>16</b>	<b>12</b>	<b>19</b>	<b>11</b>	<b>5</b>	<b>200</b>

	FG	FG%	3FG	3FG%	FT	FT%	Deadball Rebounds:
1st Half	15-35	42.9	1-12	8.3	3-7	42.9	4, 0
2nd Half	13-35	37.1	2-12	18.7	12-14	85.7	8 (9:14 2H)
GAME	28-70	40.0	3-24	12.5	15-21	71.4	Largest Lead: None

K-STATE (11-15, 2-11 Big 12)																
No.	Name	PTS	FG	3FG	FT	O	D	R	PF	A	TO	S	B	MIN		
15	MANNING, Taj	W	0	0-1	0-0	0-0	2	6	8	2	2	1	0	0	31	
21	MCGRIFF, Khamari	W	4	2-3	0-0	0-0	0	1	1	4	1	1	1	2	20	
04	HAGGERTY, P.J.	G	34	15-23	1-2	3-4	0	5	5	2	3	2	2	0	38	
10	CASTILLO, David	G	7	2-9	0-3	3-4	0	1	1	2	1	4	3	0	38	
34	JOHNSON, Nate	G	33	11-16	5-8	6-6	1	4	4	5	3	9	6	6	0	39
22	BUCA, Dorin	J	2	1-1	0-0	0-0	0	3	3	3	0	3	0	0	12	
47	KOSTIC, Andrej	J	7	2-5	2-4	1-2	0	0	0	2	1	1	0	0	12	
03	JONES, C.J.	J	3	1-2	0-0	1-1	0	1	1	0	1	0	1	0	10	
TEAM						2	5	7								
<b>TOTALS</b>			<b>90</b>	<b>34-60</b>	<b>8-17</b>	<b>14-17</b>	<b>5</b>	<b>26</b>	<b>31</b>	<b>18</b>	<b>18</b>	<b>18</b>	<b>13</b>	<b>2</b>	<b>200</b>	

	FG	FG%	3FG	3FG%	FT	FT%	Deadball Rebounds:
1st Half	16-33	48.5	5-11	45.5	4-4	100.0	1, 0
2nd Half	18-27	66.7	3-6	50.0	10-13	76.9	8 (15:38 2H)
GAME	34-60	56.7	8-17	47.1	14-17	82.4	Largest Lead: 21 (11:44 2H)

Officials: Kipp Kissinger, Jason Garretson, James Ford  
 Attendance: 6,789 | Start Time: 8:05 p.m. | Game Duration: 2:11  
 K-State led 39:03 // Baylor never led // Game was tied for 0:57  
 Lead Changes: 0 // Times Tied: 0

Points From	Off Turnovers	Paint	2nd Chance	Fast Break	Bench
Baylor	17	42	20	12	17
K-State	23	46	10	24	12



## 2025-26 BOXSCORES/RECAPS

28 AT COLORADO

29 TCU

30 WEST VIRGINIA



W | JR.-FY



# ELIAS RAPIQUE

W | 6-9 | 225 | Jr.-FY | Berlin, Germany | ALBA Berlin

X @eliasrapieque / elias.rapieque

## SUPERLATIVES

	—	—	JR	SR	CAR
10+ Points	—	15	—	—	15
15+ Points	—	8	—	—	8
20+ Points	—	4	—	—	4
2+ 3FGM	—	—	—	—	—
5+ Rebounds	—	13	4	—	17
3+ Assists	—	17	3	—	20
Multiple Steals	—	14	4	—	18
2+ Blocks	—	1	1	—	2
Double-Doubles	—	1	—	—	1

## PERSONAL HIGHS

<b>■ Points</b>	
Season	9, 3 times
Career	27 vs. ETB Miners (2/15/25)
Big 12	8 at Arizona State (1/10/26)
<b>■ Field Goals Made</b>	
Season	6 at Indiana (11/25/25)
Career	8 vs. Paderborn (5/3/25)
Big 12	3 at Arizona State (1/10/26)
<b>■ Field Goals Attempted</b>	
Season	7 vs. ULM (12/28/25)
Career	18 vs. Paderborn (5/3/25)
Big 12	6 at Arizona State (1/10/26)
<b>■ 3-Point Field Goals Made</b>	
Season	2 at Arizona State (1/10/26)
Career	4 vs. Hamburg (12/12/21)
Big 12	2 at Arizona State (1/10/26)
<b>■ 3-Point Field Goals Attempted</b>	
Season	4, twice
Career	7, 4 times
Big 12	4 at Arizona State (1/10/26)
<b>■ Free Throws Made</b>	
Season	2 vs. Bellarmine (11/8/25)
Career	10 vs. Rostock II (1/13/24)
Big 12	1 at Arizona (1/7/26)
<b>■ Free Throws Attempted</b>	
Season	4 vs. Bellarmine (11/8/25)
Career	12 vs. ETB Miners (2/15/25)
Big 12	3 at Arizona (1/7/26)
<b>■ Rebounds</b>	
Season	6, twice
Career	12 vs. Berlin Braves (3/1/25)
Big 12	4 at Arizona (1/7/26)
<b>■ Assists</b>	
Season	6 vs. ULM (12/28/25)
Career	11 vs. Berlin Braves (3/1/25)
Big 12	—
<b>■ Blocked Shots</b>	
Season	2 vs. UNC Greensboro (11/4/25)
Career	2, 4 times
Big 12	—
<b>■ Steals</b>	
Season	3 vs. UNC Greensboro (11/4/25)
Career	7, twice
Big 12	1 at Arizona (1/7/26)
<b>■ Minutes</b>	
Season	25 vs. ULM (12/28/25)
Career	36 vs. Paderborn (5/3/25)
Big 12	19 at Arizona (1/7/26)

## SEASON STATS

PPG	RPG	APG	FG%	3FG%	FT%
4.1	2.8	1.6	44.4	36.8	37.5

## RAPIQUE AT A GLANCE

- ▶ Has played in 15 games, averaging 18.0 minutes per game, with 12 starts... Returned to the starting lineup vs. Mississippi Valley (12/8/25) with his 7th start (started 6 straight games from Nov. 8-25).
- ▶ Has missed 11 of the last 13 games, including each of the last 10 due to injury.
- ▶ Has scored in 11 of 15 games played, including a season-high 9 points at Indiana (11/25/25), Creighton (12/13/25) and ULM (12/28/25)... Also scored 8 points at Arizona State (1/10/26) with a season-high 2 made 3-pointers.
- ▶ Matched his season-high with 6 rebounds at Creighton (12/13/25).
- ▶ Dished out a season-high 6 assists vs. ULM (12/28/25) to go with 9 points, 2 rebounds and 2 steals in a season-high 25 minutes.
- ▶ Played his best all-around game vs. Mississippi Valley (12/8/25) with 5 points, season-highs in rebounds (6) and assists (5) and 2 steals in 19 minutes.
- ▶ Was solid all-around vs. Nebraska (11/21/25) with 4 points, 5 rebounds, 2 assists and a steal in 18 minutes.
- ▶ Contributed in multiple areas vs. UNC Greensboro (11/4/25) with 5 points, 4 rebounds, 3 steals and 2 blocks in 21 minutes in his first career game.

## LAST GAME (at Arizona State (1/10/26))

MIN	PTS	REBS	ASTS	BLKS	STLS
21	8	2	0	0	0

## TOP PERFORMANCES

- ▶ Scored a career-high 27 points vs. ETB Miners (2/15/25) while playing for SSV Lokomotive Bernau on 9-of-16 field goals.
- ▶ Collected a triple-double while playing for SSV Lokomotive Bernau vs. the Berlin Braves with 16 points, 12 rebounds and 11 assists in 35 minutes.
- ▶ Has scored a season-high 9 points in 3 games (Indiana, Creighton, ULM).
- ▶ Scored a Big 12-high 8 points at Arizona State (1/10/26) with 2 3-pointers.

## BACKGROUND

- ▶ First-ever German basketball player at K-State... One of just 24 foreign-born players in school history and one of just 7 from the European continent.
- ▶ Grew up with the ALBA Berlin club, which was founded in 1991 and is the largest national basketball club by membership... Also one of the most successful with 11 German Championships, 11 German Cups and 3 German Supercups.
- ▶ Made his debut with ALBA Berlin at the age of 17 during the 2021-22 season.
- ▶ Member of German U18 and U20 National Teams, playing at 2022 European U18 Championship as well as 2023 and 2024 European U20 Championships.

## 2025-26 GAME-BY-GAME STATISTICS

Date	Opponent	GS	MIN	FG	3PT	FT	O	D	TR	PF	AST	TO	BLK	STL	PTS	+/-
Nov. 4	UNC GREENSBORO		21	2-5	0-2	1-2	1	3	4	3	1	1	2	3	5	31
Nov. 8	BELLARMINE	*	17	1-2	0-0	2-4	1	2	3	4	2	1	0	2	4	12
Nov. 13	CALIFORNIA	*	23	0-2	0-1	0-0	0	1	1	2	3	1	0	1	0	-11
Nov. 17	TULSA	*	10	1-4	0-1	0-0	0	0	0	2	0	1	0	0	2	3
Nov. 20	vs. Mississippi State	*	19	1-6	1-4	0-0	1	1	2	3	2	0	1	0	3	0
Nov. 21	vs. Nebraska	*	18	1-2	1-1	1-2	2	3	5	4	2	3	0	1	4	-8
Nov. 25	@Indiana	*	22	4-6	1-1	0-0	2	3	5	4	0	1	0	2	9	-8
Dec. 1	BOWLING GREEN		7	0-0	0-0	0-0	1	0	1	2	1	0	0	0	0	-4
Dec. 6	SETON HALL		10	0-1	0-0	0-2	0	0	0	3	0	0	1	0	0	-5
Dec. 8	MISSISSIPPI VALLEY	*	19	2-4	0-0	1-3	4	2	6	3	5	2	0	2	5	39
Dec. 13	@Creighton	*	25	4-5	1-1	0-0	3	3	6	5	2	0	0	0	9	-3
Dec. 20	SOUTH DAKOTA	*	13	0-0	0-0	0-0	0	1	1	4	0	1	0	0	0	1
Dec. 28	ULM	*	25	4-7	1-1	0-0	1	1	2	4	6	1	0	2	9	-1
Jan. 3	BYU*		DNP													
Jan. 7	@Arizona*	*	19	1-4	0-3	1-3	1	3	4	5	0	1	0	1	3	-15
Jan. 10	@Arizona State*	*	21	3-6	2-4	0-0	1	1	2	4	0	1	0	0	8	-1
Jan. 14	UCF*		DNP													
Jan. 17	@Oklahoma State*		DNP													
Jan. 20	UTAH*		DNP													
Jan. 24	KANSAS*		DNP													
Jan. 27	@West Virginia*		DNP													
Feb. 1	IOWA STATE*		DNP													
Feb. 7	@TCU*		DNP													
Feb. 11	CINCINNATI*		DNP													
Feb. 14	@Houston*		DNP													
Feb. 17	BAYLOR*		DNP													
Feb. 21	@Texas Tech*															
Feb. 25	@Colorado*															
Feb. 28	TCU*															
Mar. 3	WEST VIRGINIA*															
Mar. 7	@Kansas*															

## RAPIQUE'S CAREER STATS

YEAR	GP	GS	Min	Avg.	FGM	FGA	Pct.	3FGM	3FGA	Pct.	FTM	FTA	Pct.	Off	Def	Tot	Avg.	PF	Ast	TO	Blk	Stl	Pts	Avg.
2021-22 (Age 17)	5	4	114	22.7	15	44	.341	1	11	.091	10	17	.588	2	17	19	3.8	13	12	16	0	8	41	8.2
2022-23 (Age 18)	29	7	406	14.0	53	133	.398	21	67	.313	34	47	.723	21	50	71	2.4	51	62	37	0	35	161	5.6
2023-24 (Age 19)	38	16	692	18.2	105	242	.434	24	82	.293	85	122	.697	39	91	130	3.4	68	84	53	2	29	319	8.4
2024-25 (Age 20)	62	11	1017	16.4	130	300	.433	31	116	.267	64	104	.615	68	107	175	2.8	143	102	75	8	59	355	5.7
2025-26 (Jr.)	15	12	269	18.0	24	54	.444	7	19	.368	6	16	.375	18	24	42	2.8	52	24	14	4	14	61	4.1
<b>Totals</b>	<b>15</b>	<b>12</b>	<b>269</b>	<b>18.0</b>	<b>24</b>	<b>54</b>	<b>.444</b>	<b>7</b>	<b>19</b>	<b>.368</b>	<b>6</b>	<b>16</b>	<b>.375</b>	<b>18</b>	<b>24</b>	<b>42</b>	<b>2.8</b>	<b>52</b>	<b>24</b>	<b>14</b>	<b>4</b>	<b>14</b>	<b>61</b>	<b>4.1</b>

1

G | JR.-TR



# ABDI BASHIR JR.

G | 6-7 | 175 | Jr.-TR | Omaha, Neb. | PHHoenix Prep | Monmouth

[X @abdibashirjr](#) / [IG abdibashirjr](#)
2024-25 All-CAA First Team | CAA Player of the Week (twice)  
USBWA/Oscar Robertson National Player of the Week (11/19/24)

## SUPERLATIVES

	FR	SO	JR	SR	CAR
10+ Points	6	30	14	—	50
15+ Points	1	24	9	—	34
20+ Points	1	18	2	—	21
30+ Points	—	1	—	—	1
2+ 3FGM	17	28	16	—	62
5+ Rebounds	—	3	1	—	4
3+ Assists	—	12	7	—	19
Multiple Steals	1	4	2	—	7
Double-Doubles	—	—	—	—	—

## PERSONAL HIGHS

### Points

Season 26 vs. Nebraska (11/21/25)

Career 38 at Rutgers (11/15/24)

Big 12 22 at Arizona State (1/10/26)

### Field Goals Made

Season 8 at Arizona State (1/10/26)

Career 12, twice

Big 12 8 at Arizona State (1/10/26)

### Field Goals Attempted

Season 17 at Creighton (12/13/25)

Career 33 vs. Drexel (1/30/25)

Big 12 16 at Arizona State (1/10/26)

### 3-Point Field Goals Made

Season 7 vs. Nebraska (11/21/25)

Career 10 at Rutgers (11/15/24)

Big 12 6 at Arizona State (1/10/26)

### 3-Point Field Goals Attempted

Season 15 vs. Nebraska (11/21/25)

Career 20 vs. Drexel (1/30/25)

Big 12 13 vs. UCF (1/14/26)

### Free Throws Made

Season 5 vs. Nebraska (11/21/25)

Career 7 at Lehigh (12/4/24)

Big 12 3 vs. BYU (1/3/26)

### Free Throws Attempted

Season 5 vs. Nebraska (11/21/25)

Career 8 at Lehigh (12/4/24)

Big 12 3 vs. BYU (1/3/26)

### Rebounds

Season 6 vs. South Dakota (12/20/25)

Career 6 vs. Northeastern (2/24/25)

Big 12 4 vs. BYU (1/3/26)

### Assists

Season 5, 3 times

Career 7 at Stony Brook (2/13/25)

Big 12 4 at Arizona State (1/10/26)

### Blocked Shots

Season —

Career 1, twice

Big 12 —

### Steals

Season 2, twice

Career 3 vs. Youngstown State (11/21/24)

Big 12 1, 3 times

### Minutes

Season 35 at Arizona State (1/10/26)

Career 48 vs. Drexel (1/30/25)

Big 12 35 at Arizona State (1/10/26)

## SEASON STATS

PPG	RPG	APG	FG%	3FG%	FT%
13.2	2.2	2.3	42.1	44.4	68.8

## BASHIR AT A GLANCE

- ▶ Started the first 18 games before an injury sidetracked his season.
- ▶ Had foot surgery on Jan. 19 and is expected to miss 4-6 weeks.
- ▶ Has 50 career double-digit scoring games, including in 14 of 18 games with 20-point games and five 30-point games.
- ▶ Eclipsed 1,000 career points with 18 points at Creighton (12/13/25).
- ▶ Posted second 20-point game as a Wildcat with 22 points at Arizona State (1/10/26), as he hit on 8-of-16 field goals with 6 3-pointers... Had a season-high 26 points vs. Nebraska (11/21/25), as he connected on 7-of-15 attempts from 3-point range... His 7 made 3-pointers tie for the sixth-most 3-pointers.
- ▶ Has a team-high 67 3-pointers, including a season-high 7 vs. Nebraska (11/21/25) and 6 at Creighton (12/13/25) and Arizona State (1/10/26).
- ▶ Eclipsed 200 career 3-pointers (245) with his 7-triple performance vs. Nebraska (11/21/25), hitting on 39.9 percent (245-of-614) from beyond the arc.
- ▶ Ranked 5th in 3-point field goals/game (3.72) and 5th in total 3-pointers while he is 14th in 3-point percentage (44.4) at the time of his injury.
- ▶ Led Monmouth and CAA in scoring at 20.1 points per game as a sophomore in 2024-25, while he was 16th in scoring and 25th in total points (663)... Jumped nearly 14 points per game from true freshman (6.3 ppg.) to sophomore season.

## 2025-26 GAME-BY-GAME STATISTICS

Date	Opponent	GS	MIN	FG	3PT	FT	O	D	TR	PF	AST	TO	BLK	STL	PTS	+/-
Nov. 4	UNC GREENSBORO	*	21	6-11	4-8	0-0	0	1	1	2	2	0	0	0	16	11
Nov. 8	BELLARMINE	*	30	5-10	5-9	0-0	0	4	4	2	3	2	0	0	15	19
Nov. 13	CALIFORNIA	*	23	2-4	2-4	1-2	0	2	2	2	5	1	0	1	7	7
Nov. 17	TULSA	*	28	4-12	2-6	0-0	0	0	0	1	2	0	0	0	10	3
Nov. 20	vs. Mississippi State	*	23	4-10	4-6	0-0	0	4	4	0	0	1	0	0	12	13
Nov. 21	vs. Nebraska	*	30	7-15	7-15	5-5	0	3	3	0	2	3	0	1	26	1
Nov. 25	@Indiana	*	14	1-2	1-2	0-0	0	1	1	1	1	1	0	0	3	-16
Dec. 1	BOWLING GREEN	*	22	3-10	2-7	0-0	1	1	2	1	1	0	0	0	8	-8
Dec. 6	SETON HALL	*	23	4-10	3-9	0-3	0	1	1	3	2	0	0	2	11	-7
Dec. 8	MISSISSIPPI VALLEY	*	16	5-10	5-10	0-0	0	2	2	0	5	2	0	2	15	24
Dec. 13	@Creighton	*	28	6-17	6-12	0-0	0	2	2	0	1	1	0	0	18	2
Dec. 20	SOUTH DAKOTA	*	20	5-6	5-6	0-0	1	5	6	0	5	3	0	0	15	28
Dec. 28	ULM	*	23	4-9	3-8	0-0	0	2	2	4	3	0	0	0	11	5
Jan. 3	BYU*	*	30	5-13	3-8	3-3	1	3	4	0	2	1	0	0	16	7
Jan. 7	@Arizona*	*	18	2-8	0-5	2-2	0	0	0	0	0	2	0	0	6	-18
Jan. 10	@Arizona State*	*	35	8-16	6-12	0-1	0	2	2	3	4	1	0	1	22	4
Jan. 14	UCF*	*	25	4-13	4-13	0-0	0	2	2	0	3	1	0	1	12	-13
Jan. 17	@Oklahoma State*	*	34	5-14	5-11	0-0	1	1	2	3	0	1	0	1	15	-4
Jan. 20	UTAH*															
Jan. 24	KANSAS*															
Jan. 27	@West Virginia*															
Feb. 1	IOWA STATE*															
Feb. 7	@TCU*															
Feb. 11	CINCINNATI*															
Feb. 14	@Houston*															
Feb. 17	BAYLOR*															
Feb. 21	@Texas Tech*															
Feb. 25	@Colorado*															
Feb. 28	TCU*															
Mar. 3	WEST VIRGINIA*															
Mar. 7	@Kansas*															

## BASHIR'S CAREER STATS

YEAR	GP	GS	Min	Avg.	FGM	FGA	Pct.	3FGM	3FGA	Pct.	FTM	FTA	Pct.	Off	Def	Tot	Avg.	PF	Ast	TO	Blk	Stl	Pts	Avg.
*2023-24 (Fr.)	33	0	443	13.4	76	200	.380	51	131	.389	6	8	.750	4	27	31	0.9	28	11	28	0	7	209	6.3
*2024-25 (So.)	33	32	1097	33.2	222	589	.377	127	332	.383	92	106	.868	8	79	87	2.6	44	73	91	2	18	663	20.1
2025-26 (Jr.)	18	18	444	24.7	80	190	.421	67	151	.444	11	16	.688	4	36	40	2.2	22	41	20	0	9	238	13.2
<b>Totals</b>	<b>84</b>	<b>50</b>	<b>1984</b>	<b>23.6</b>	<b>378</b>	<b>979</b>	<b>.386</b>	<b>245</b>	<b>614</b>	<b>.399</b>	<b>109</b>	<b>130</b>	<b>.838</b>	<b>16</b>	<b>142</b>	<b>158</b>	<b>1.9</b>	<b>94</b>	<b>125</b>	<b>139</b>	<b>2</b>	<b>34</b>	<b>1110</b>	<b>13.2</b>

\*Played at Monmouth

Wildcats

# 2

G | FR.-HS



# EXAVIER WILSON

G | 6-1 | 170 | Fr.-HS | Columbia, Mo. | Father Tolton Catholic

X @ExavierWilson7 / zay\_gollve

## SUPERLATIVES

	FR	SO	JR	SR	CAR
10+ Points	—	—	—	—	—
15+ Points	—	—	—	—	—
20+ Points	—	—	—	—	—
2+ 3FGM	—	—	—	—	—
5+ Rebounds	—	—	—	—	—
3+ Assists	—	—	—	—	—
Multiple Steals	—	—	—	—	—
2+ Blocks	—	—	—	—	—
Double-Doubles	—	—	—	—	—

## PERSONAL HIGHS

■ Points	
Season	—
Career	—
Big 12	—
■ Field Goals Made	
Season	—
Career	—
Big 12	—
■ Field Goals Attempted	
Season	—
Career	—
Big 12	—
■ 3-Point Field Goals Made	
Season	—
Career	—
Big 12	—
■ 3-Point Field Goals Attempted	
Season	—
Career	—
Big 12	—
■ Free Throws Made	
Season	—
Career	—
Big 12	—
■ Free Throws Attempted	
Season	—
Career	—
Big 12	—
■ Rebounds	
Season	—
Career	—
Big 12	—
■ Assists	
Season	—
Career	—
Big 12	—
■ Blocked Shots	
Season	—
Career	—
Big 12	—
■ Steals	
Season	—
Career	—
Big 12	—
■ Minutes	
Season	—
Career	—
Big 12	—

## SEASON STATS

PPG	RPG	APG	FG%	3FG%	FT%
—	—	—	—	—	—

## WILSON AT A GLANCE

▶ Has not played yet.

## LAST GAME

MIN	PTS	REBS	ASTS	BLKS	STLS
—	—	—	—	—	—

## TOP PERFORMANCES

▶ Has not played yet.

## BACKGROUND

▶ Scored more than 1,700 career points in his prep career at Father Tolton Catholic behind only Brooklyn Net **Michael Porter Jr.**

## 2025-26 GAME-BY-GAME STATISTICS

Date	Opponent	GS	MIN	FG	3PT	FT	O	D	TR	PF	AST	TO	BLK	STL	PTS	+/-
Nov. 4	UNC GREENSBORO		DNP													
Nov. 8	BELLARMINE		DNP													
Nov. 13	CALIFORNIA		DNP													
Nov. 17	TULSA		DNP													
Nov. 20	vs. Mississippi State		DNP													
Nov. 21	vs. Nebraska		DNP													
Nov. 25	@Indiana		DNP													
Dec. 1	BOWLING GREEN		DNP													
Dec. 6	SETON HALL		DNP													
Dec. 8	MISSISSIPPI VALLEY		DNP													
Dec. 13	@Creighton		DNP													
Dec. 20	SOUTH DAKOTA		DNP													
Dec. 28	ULM		DNP													
Jan. 3	BYU*		DNP													
Jan. 7	@Arizona*		DNP													
Jan. 10	@Arizona State*		DNP													
Jan. 14	UCF*		DNP													
Jan. 17	@Oklahoma State*		DNP													
Jan. 20	UTAH*		DNP													
Jan. 24	KANSAS*		DNP													
Jan. 27	@West Virginia*		DNP													
Feb. 1	IOWA STATE*		DNP													
Feb. 7	@TCU*		DNP													
Feb. 11	CINCINNATI*		DNP													
Feb. 14	@Houston*		DNP													
Feb. 17	BAYLOR*		DNP													
Feb. 21	@Texas Tech*															
Feb. 25	@Colorado*															
Feb. 28	TCU*															
Mar. 3	WEST VIRGINIA*															
Mar. 7	@Kansas*															

## WILSON'S CAREER STATS

YEAR	GP	GS	Min	Avg.	FGM	FGA	Pct.	3FGM	3FGA	Pct.	FTM	FTA	Pct.	Off	Def	Tot	Avg.	PF	Ast	TO	Blk	Stl	Pts	Avg.	
2025-26 (Fr.)																									
Totals																									

# 3

G | SR-1L



# C.J. JONES

G | 6-5 | 195 | Sr.-1L | East St. Louis, Ill. | East St. Louis | UIC

X @urcjay / urcjay

## SUPERLATIVES

	FR	SO	JR	SR	CAR
10+ Points	8	18	5	1	32
15+ Points	2	9	—	1	12
20+ Points	—	3	—	—	3
2+ 3FGM	6	9	2	1	18
5+ Rebounds	2	9	1	1	13
3+ Assists	12	24	6	2	44
Multiple Steals	3	8	2	3	16
2+ Blocks	3	3	1	—	7
Double-Doubles	—	2	—	—	2

## PERSONAL HIGHS

- Points**  
Season 15 at Indiana (11/25/25)  
Career 25 vs. Bradley (1/13/24)  
Big 12 12 at UCF (2/26/25)
- Field Goals Made**  
Season 5 at Indiana (11/25/25)  
Career 10, twice  
Big 12 4, 5 times
- Field Goals Attempted**  
Season 10 at Indiana (11/25/25)  
Career 18 vs. Indiana State (2/15/23)  
Big 12 11 vs. Arizona State (2/23/25)
- 3-Point Field Goals Made**  
Season 3 at Indiana (11/25/25)  
Career 3, twice  
Big 12 2 at UCF (2/26/25)
- 3-Point Field Goals Attempted**  
Season 4, 4 times  
Career 7 vs. Bradley (1/13/24)  
Big 12 4, 3 times
- Free Throws Made**  
Season 2, 4 times  
Career 8 vs. Mississippi Valley State (11/19/24)  
Big 12 4 vs. Cincinnati (12/30/24)
- Free Throws Attempted**  
Season 2, 4 times  
Career 9 vs. Mississippi Valley State (11/19/24)  
Big 12 5 vs. Arizona (2/11/25)
- Rebounds**  
Season 7 vs. UNC Greensboro (11/4/25)  
Career 7 vs. UNC Greensboro (11/4/25)  
Big 12 6 vs. West Virginia (1/25/25)
- Assists**  
Season 5 at Oklahoma State (1/17/26)  
Career 14 vs. Drake (2/28/24)  
Big 12 5 at Oklahoma State (1/17/26)
- Blocked Shots**  
Season 1, twice  
Career 2, 7 times  
Big 12 1, twice
- Steals**  
Season 2, 3 times  
Career 5 vs. Loyola Chicago (11/11/22)  
Big 12 2, twice
- Minutes**  
Season 31 vs. Utah (1/20/26)  
Career 47 vs. Southern Illinois (3/7/24)  
Big 12 31 vs. Utah (1/20/26)

## SEASON STATS

PPG	RPG	APG	FG%	3FG%	FT%
3.3	1.8	1.3	29.9	22.4	87.5

## JONES AT A GLANCE

- ▶ Averaging 16.0 minutes off the bench in 25 of 26 games played... Has played in 120 games in his college career (58 at K-State), including 59 starts.
- ▶ Played a season-high 31 minutes vs. Utah (1/20/26).
- ▶ Has scored in 18 of 25 games played, including 9 times in Big 12 play.
- ▶ Had his best all-around game in Big 12 play at Oklahoma State (1/17/26) with 8 points, a season-high 5 assists and 3 assists in 20 minutes.
- ▶ Solid all-around vs. South Dakota (12/20/25) with 7 points, 2 rebounds, 2 assists and a block in 22 minutes off the bench.
- ▶ Posted a season-high 15 points at Indiana (11/25/25), going 5-of-10 from the field, including 3-of-4 from 3-point range, and 2-of-2 free throws in 23 minutes.
- ▶ Grabbed a career-high 7 rebounds vs. UNC Greensboro (11/4/25) to go with 2 assists and 2 steals in 24 minutes.
- ▶ Has 32 career double-digit scoring games, including 3 20-point efforts... Had 14 double-digit scoring games (two 20-point games) in his last 17 games at UIC.
- ▶ Had 2 career points/assists double-doubles at UIC, posting 17 points and 10 assists vs. Evansville (2/21/24) and 16 points and a career-high 14 assists vs. Drake (2/28/24)... His 14 assists were the most by a MVC player in 2023-24.

## LAST GAME (vs. Baylor (2/17/26))

MIN	PTS	REBS	ASTS	BLKS	STLS
10	3	1	1	0	1

## TOP PERFORMANCES

- ▶ Scored a career-high 25 points vs. Bradley (1/13/24) while at UIC, connecting on 10-of-16 field goals in 34 minutes.
- ▶ Posted a K-State career-high 15 points at Indiana (11/25/25), hitting on 5-of-10 field goals, including 3-of-4 from 3-point range, and 2-of-2 free throws.
- ▶ Registered first double-digit scoring game at K-State vs. Mississippi Valley State (11/19/24) with 12 points on 2-of-5 field goals and 8-of-9 free throws.
- ▶ Matched his season-high with 12 points at UCF (2/26/25) on 4-of-6 field goals, including 2-of-3 from 3-point range, and 2-of-3 free throws in 21 minutes.
- ▶ Tied his career-high with 6 rebounds vs. No. 23/23 West Virginia (11/25/25) to go with his first double-digit scoring game in Big 12 play (10 points).
- ▶ Was pivotal in the win over No. 16/17 Cincinnati (12/30/24), scoring 9 points on 2-of-3 field goals and 4-of-4 free throws in 18 minutes.

## BACKGROUND

- ▶ Transferred to K-State in April 2024 after 2 seasons at UIC (2022-24).
- ▶ Briefly entered the transfer portal this past spring before returning for his senior season in July.

## 2025-26 GAME-BY-GAME STATISTICS

Date	Opponent	GS	MIN	FG	3PT	FT	O	D	TR	PF	AST	TO	BLK	STL	PTS	+/-
Nov. 4	UNC GREENSBORO		24	0-3	0-0	0-1	1	6	7	0	2	2	0	2	0	18
Nov. 8	BELLARMINE		20	2-5	0-2	1-1	0	2	2	2	1	2	0	0	5	17
Nov. 13	CALIFORNIA		10	1-2	0-0	0-0	0	1	1	0	1	0	0	1	2	-12
Nov. 17	TULSA		14	1-4	0-3	0-0	0	1	1	0	2	1	0	0	2	-2
Nov. 20	vs. Mississippi State		9	0-0	0-0	0-0	0	2	2	1	2	1	0	0	0	8
Nov. 21	vs. Nebraska		18	0-2	0-1	0-0	0	2	2	3	1	0	0	1	0	4
Nov. 25	@Indiana		23	5-10	3-4	2-2	1	1	2	2	1	1	0	0	15	8
Dec. 1	BOWLING GREEN		20	1-3	0-1	2-2	1	0	1	2	1	0	0	0	4	-11
Dec. 6	SETON HALL		16	1-3	1-3	3-4	1	4	5	0	2	1	0	0	6	3
Dec. 8	MISSISSIPPI VALLEY		18	2-4	1-1	0-0	0	2	2	0	0	0	0	0	5	17
Dec. 13	@Creighton		7	0-1	0-1	0-0	0	2	2	1	0	0	0	0	0	-1
Dec. 20	SOUTH DAKOTA		22	3-6	1-2	0-0	0	2	2	1	2	0	0	2	7	10
Dec. 28	ULM		12	0-3	0-3	2-2	0	0	0	2	0	1	0	1	2	7
Jan. 3	BYU*		5	1-3	0-1	0-0	0	0	0	1	0	0	0	1	2	-4
Jan. 7	@Arizona*		7	0-3	0-2	0-0	0	0	0	1	1	0	0	0	0	0
Jan. 10	@Arizona State*		DNP													
Jan. 14	UCF*		16	0-3	0-2	0-0	1	1	2	3	3	0	0	0	0	-5
Jan. 17	@Oklahoma State*		20	3-6	1-4	1-1	1	2	3	2	5	0	0	0	8	-1
Jan. 20	UTAH*		31	1-4	0-1	0-0	1	2	3	2	2	0	0	0	2	7
Jan. 24	KANSAS*		13	0-4	0-3	0-0	0	0	0	0	2	1	0	0	0	-14
Jan. 27	@West Virginia*		15	1-5	1-4	0-0	0	1	1	0	1	2	0	2	3	-4
Feb. 1	IOWA STATE*		17	1-5	1-3	2-2	0	2	2	1	0	1	1	1	5	-15
Feb. 7	@TCU*		14	1-3	0-1	0-0	1	0	1	1	1	3	0	0	2	-7
Feb. 11	CINCINNATI*		16	2-6	1-3	0-0	0	2	2	0	0	1	0	0	5	-10
Feb. 14	@Houston*		23	2-7	1-4	0-0	1	0	1	1	1	1	0	1	5	-8
Feb. 17	BAYLOR*		10	1-2	0-0	1-1	0	1	1	0	1	0	0	1	3	-9
Feb. 21	@Texas Tech*															
Feb. 25	@Colorado*															
Feb. 28	TCU*															
Mar. 3	WEST VIRGINIA*															
Mar. 7	@Kansas*															

## JONES' CAREER STATS

YEAR	GP	GS	Min	Avg.	FGM	FGA	Pct.	3FGM	3FGA	Pct.	FTM	FTA	Pct.	Off	Def	Tot	Avg.	PF	Ast	TO	Blk	Stl	Pts	Avg.
*2022-23 (Fr.)	29	19	770	26.6	66	195	.338	23	68	.338	25	37	.676	8	47	55	1.9	70	62	46	16	23	180	6.2
*2023-24 (So.)	33	31	1099	33.3	150	353	.425	31	82	.378	45	73	.616	18	97	115	3.5	82	159	93	14	31	376	11.4
2024-25 (Jr.)	33	9	622	18.9	70	172	.407	17	55	.309	31	46	.674	8	48	56	1.7	66	48	32	5	18	188	5.7
2025-26 (Sr.)	25	0	401	16.0	29	97	.299	11	49	.224	14	16	.875	9	36	45	1.8	26	32	18	2	13	83	3.3
K-State career	58	9	1023	17.6	99	269	.368	28	104	.269	45	62	.726	17	84	101	1.7	92	80	50	7	31	271	4.7
Totals	120	59	2893	24.1	315	817	.386	82	254	.323	115	172	.669	43	228	271	2.3	244	301	189	37	85	827	6.9

4

G | JR-TR



# P.J. HAGGERTY

G | 6-4 | 195 | Jr.-TR | Crosby, Texas | Crosby | TCU | Tulsa | Memphis

[X @HaggertyPJ](#) / [@pj\\_haggerty\\_4](#)

 USA Basketball  
 USBWBA Oscar Robertson National Player of the Week (11/25/25)  
 AP National Player of the Week (11/25/25) | Big 12 Player of the Week

## SUPERLATIVES

	RFR	SO	JR	SR	CAR
10+ Points	30	34	26	—	90
15+ Points	26	32	24	—	82
20+ Points	20	23	20	—	63
30+ Points	2	1	5	—	9
40+ Points	—	1	—	—	1
5+ Rebounds	21	25	15	—	61
3+ Assists	25	26	20	—	71
Multiple Steals	17	16	8	—	41
Double-Doubles	2	—	2	—	4

## PERSONAL HIGHS

### Points

Season 37 vs. Mississippi State (11/20/25)

Career 42 vs. Wichita State (3/14/25)

Big 12 34, twice

### Field Goals Made

Season 15, twice

Career 16 vs. Wichita State (3/14/25)

Big 12 15, twice

### Field Goals Attempted

Season 29 vs. Utah (1/20/26)

Career 29 vs. Utah (1/20/26)

Big 12 29 vs. Utah (1/20/26)

### 3-Point Field Goals Made

Season 5 vs. Mississippi Valley (12/8/25)

Career 5 vs. Mississippi Valley (12/8/25)

Big 12 4 at Oklahoma State (1/17/26)

### 3-Point Field Goals Attempted

Season 7, 4 times

Career 8 vs. Colorado State (3/21/25)

Big 12 7, 3 times

### Free Throws Made

Season 11, twice

Career 19 vs. South Carolina State (11/20/23)

Big 12 10 vs. Kansas (1/24/26)

### Free Throws Attempted

Season 12, 5 times

Career 22 vs. South Carolina State (11/20/23)

Big 12 12, 3 times

### Rebounds

Season 10 vs. Tulsa (11/17/25)

Career 10, 3 times

Big 12 9 vs. Iowa State (2/1/26)

### Assists

Season 11 vs. Bellarmine (11/8/25)

Career 11 vs. Bellarmine (11/8/25)

Big 12 7 at Arizona (1/7/26)

### Blocked Shots

Season 1 vs. UNC Greensboro (11/4/25)

Career 1, 5 times

Big 12 —

### Steals

Season 4 vs. BYU (1/3/26)

Career 7 vs. Louisiana Tech (12/4/24)

Big 12 4 vs. BYU (1/3/26)

### Minutes

Season 40, twice

Career 44 at Clemson (12/14/24)

Big 12 40, twice

## SEASON STATS

PPG	RPG	APG	FG%	3FG%	FT%
23.7	5.1	4.0	49.4	36.4	70.3

## HAGGERTY AT A GLANCE

► Averaging a team-best 34.8 minutes per game in starting the first 26 games... Has now played in 98 career games, including 92 starts.

► The nation's No. 2 scorer at 23.7 points per game, including the 2nd-most points (5617)... Also 2nd in field goals made (229) and attempted (464)... Current Division I career leader in free throws made (591) and attempted (767).

► First Wildcat to open a season with 6 consecutive games of 20 or more points, while his 617 points are the second-most by any player in the first 26 games... Has double figures in all 26 games with 20 or more points in 20 games.

► Has led in scoring in 23 of 26 games, including all 13 in Big 12 play... Posted his 5th 30-point game vs. Baylor (2/17/26) as his 34 points tied for the 10th-most by a Wildcat in a Big 12 game... Also had 34 points vs. Utah (1/20/26)... His 5 30-point games are the most since **Michael Beasley** in 2007-08.

► Had the school's first 30-point game since 2023 with 31 vs. Tulsa (11/17/25)... Followed with 37 points vs. Mississippi State (11/20/25), which are the most by since **Barry Brown Jr.** in 2018.

► Eclipsed 2,000 career points after scoring 23 at No. 3/3 Houston (12/14/25)... The 5th active Division I player to top 2,000 career points this season.

► Has scored in double figures in 90 of 98 career games with 63 games of 20 or more points, including 9 30-point games and one 40-point game in his career.

## LAST GAME (vs. Baylor (2/17/26))

MIN	PTS	REBS	ASTS	BLKS	STLS
38	34	5	3	0	2

## TOP PERFORMANCES

► Scored a season-high 37 points in the win over Mississippi State (11/20/25) on 13-of-21 field goals and 7-of-8 free throws to go with 8 assists and 7 rebounds... It was his highest point total since a career-high 42 vs. Wichita State (3/14/25).

► Posted the first 30-point, 10-rebound double-double since 2008 with his 31-point, 10-rebound performance vs. Tulsa (11/17/25)... It was his fourth career double-double, including his third points/rebounds variety.

► Collected his first career points/assists double-double vs. Bellarmine (11/8/25) with a game-high 23 points and a career-best 11 assists... It marked just the ninth such game in school history and the first since **Markquis Nowell** in 2023.

► Scored 34 points in the win vs. Utah (1/20/26) on 15-of-29 field goals with 8 rebounds, 4 assists and 2 steals in more than 39 minutes.

► Posted 5th 30-point game of the season with 34 vs. Baylor (2/17/26), hitting on 15-of-23 attempts and 3-of-4 free throws while playing nearly 38 minutes.

## BACKGROUND

► Transferred to K-State in June 2025 after 1 season at Memphis (2024-25)... Has also spent time at TCU (2022-23) and Tulsa (2023-24).

► His uncle, **Eli Roberson**, is a famed Wildcat signal-caller who is a member of the Class of 2022 Ring of Honor after his standout career from 2000-03.

## 2025-26 GAME-BY-GAME STATISTICS

Date	Opponent	GS	MIN	FG	3PT	FT	O	D	TR	PF	AST	TO	BLK	STL	PTS	+/-
Nov. 4	UNC GREENSBORO	*	32	10-20	1-4	6-7	0	2	2	2	3	3	1	1	27	35
Nov. 8	BELLARMINE	*	35	5-9	2-3	11-12	1	3	4	0	11	3	0	0	23	20
Nov. 13	CALIFORNIA	*	34	7-12	1-1	8-12	0	3	3	4	6	7	0	1	23	4
Nov. 17	TULSA	*	32	10-17	0-2	11-12	3	7	10	4	3	5	0	2	31	6
Nov. 20	vs. Mississippi State	*	34	13-21	4-7	7-8	3	4	7	3	8	1	0	2	37	22
Nov. 21	vs. Nebraska	*	37	11-21	1-5	4-5	1	5	6	3	7	4	0	0	27	7
Nov. 25	@Indiana	*	36	7-18	0-2	2-3	0	3	3	4	2	6	0	0	16	-26
Dec. 1	BOWLING GREEN	*	32	6-19	1-4	4-9	2	2	4	1	2	3	0	1	17	-21
Dec. 6	SETON HALL	*	32	3-12	0-2	5-12	1	3	4	4	6	6	0	3	11	-18
Dec. 8	MISSISSIPPI VALLEY	*	25	11-14	5-6	1-1	0	4	4	1	3	2	0	1	28	43
Dec. 13	@Creighton	*	34	4-12	0-2	2-3	1	4	5	2	1	2	0	0	10	5
Dec. 20	SOUTH DAKOTA	*	27	10-12	1-2	3-4	1	5	6	0	3	4	0	0	24	15
Dec. 28	ULM	*	29	7-16	0-3	10-11	2	6	8	3	4	4	0	1	24	7
Jan. 3	BYU*	*	36	8-16	0-2	8-10	4	3	7	4	6	3	0	4	24	-6
Jan. 7	@Arizona*	*	32	8-20	2-6	1-1	0	2	2	3	7	4	0	0	19	-21
Jan. 10	@Arizona State*	*	38	7-19	3-7	8-12	1	2	3	4	3	6	0	1	25	-1
Jan. 14	UCF*	*	36	9-18	0-2	5-8	1	4	5	2	5	2	0	1	23	-4
Jan. 17	@Oklahoma State*	*	40	8-17	4-7	1-4	2	6	8	1	3	5	0	1	21	-1
Jan. 20	UTAH*	*	39	15-29	1-4	3-6	1	7	8	3	4	3	0	2	34	6
Jan. 24	KANSAS*	*	39	6-17	1-2	10-12	1	4	5	1	4	1	0	0	23	-22
Jan. 27	@West Virginia*	*	39	6-19	2-6	2-2	0	5	5	3	3	2	0	1	16	-5
Feb. 1	IOWA STATE*	*	34	11-21	1-4	0-2	2	7	9	3	3	3	0	1	23	-34
Feb. 7	@TCU*	*	39	14-24	2-5	0-1	0	1	1	2	1	4	0	1	30	3
Feb. 11	CINCINNATI*	*	38	11-18	1-2	1-2	1	2	3	2	2	0	0	2	24	-32
Feb. 14	@Houston*	*	40	7-20	2-7	7-12	4	1	5	4	2	4	0	3	23	-14
Feb. 17	BAYLOR*	*	38	15-23	1-2	3-4	0	5	5	2	3	2	0	2	34	21
Feb. 21	@Texas Tech*															
Feb. 25	@Colorado*															
Feb. 28	TCU*															
Mar. 3	WEST VIRGINIA*															
Mar. 7	@Kansas*															

## HAGGERTY'S CAREER STATS

YEAR	GP	GS	Min	Avg.	FGM	FGA	Pct.	3FGM	3FGA	Pct.	FTM	FTA	Pct.	Off	Def	Tot	Avg.	PF	Ast	TO	Blk	Stl	Pts	Avg.
*2022-23 (Fr.)	6	0	54	9.0	5	9	.556	0	1	.000	7	9	.778	1	8	9	1.5	3	5	4	0	2	17	2.8
**2023-24 (Rfr.)	31	31	1045	33.7	199	404	.493	22	76	.289	237	309	.767	32	137	169	5.5	53	119	80	1	60	657	21.2
***2024-25 (So.)	35	35	1282	36.6	248	521	.476	39	107	.364	224	274	.818	40	162	202	5.8	80	131	116	3	64	759	21.7
2025-26 (Jr.)	26	26	906	34.8	229	464	.494	36	99	.364	123	175	.703	32	100	132	5.1	65	104	89	1	31	617	23.7
<b>Totals</b>	<b>98</b>	<b>92</b>	<b>3287</b>	<b>33.5</b>	<b>681</b>	<b>1398</b>	<b>.487</b>	<b>97</b>	<b>283</b>	<b>.343</b>	<b>591</b>	<b>767</b>	<b>.771</b>	<b>105</b>	<b>407</b>	<b>512</b>	<b>5.2</b>	<b>201</b>	<b>359</b>	<b>289</b>	<b>5</b>	<b>157</b>	<b>2050</b>	<b>20.9</b>

\*at TCU | \*\*at Tulsa | \*\*\*at Memphis

Wildcats

6

W | SR-TR



# MARCUS JOHNSON

W | 6-7 | 265 | Sr.-TR | Akron, Ohio | Parkland | Wheeling | Bowling Green

@thebiggestmarc / marcus.6

2023-24 NABC All-District Second Team (Wheeling)  
2023-24 D2CCA All-Region Second Team | All-MEC First Team

## SUPERLATIVES

	FR	SO	JR	SR	CAR
10+ Points	—	—	26	1	87
15+ Points	—	—	19	1	72
20+ Points	—	—	13	—	42
30+ Points	—	—	—	—	4
5+ Rebounds	—	—	17	—	73
10+ Rebounds	—	—	1	—	15
3+ Assists	—	—	11	1	40
Multiple Steals	—	—	6	—	6
Double-Doubles	—	—	1	—	15

## PERSONAL HIGHS

<b>Points</b>	15 at TCU (2/7/26)
<b>Career</b>	34 vs. West Virginia State (2/3/24)
<b>Big 12</b>	15 at TCU (2/7/26)
<b>Field Goals Made</b>	5 at TCU (2/7/26)
<b>Season</b>	13 at Alderson Broaddus (2/22/23)
<b>Big 12</b>	5 at TCU (2/7/26)
<b>Field Goals Attempted</b>	9 vs. Cincinnati (2/11/26)
<b>Season</b>	27 vs. Concord (1/20/24)
<b>Big 12</b>	9 vs. Cincinnati (2/11/26)
<b>3-Point Field Goals Made</b>	5 at TCU (2/7/26)
<b>Season</b>	6 vs. West Virginia State (2/3/24)
<b>Big 12</b>	5 at TCU (2/7/26)
<b>3-Point Field Goals Attempted</b>	7 vs. Cincinnati (2/11/26)
<b>Season</b>	13 vs. Kent State (2/18/25)
<b>Big 12</b>	7 vs. Cincinnati (2/11/26)
<b>Free Throws Made</b>	2 at Arizona (1/7/26)
<b>Season</b>	11 vs. Salem (11/21/23)
<b>Big 12</b>	2 at Arizona (1/7/26)
<b>Free Throws Attempted</b>	2 at Arizona (1/7/26)
<b>Season</b>	12 vs. Salem (11/21/23)
<b>Big 12</b>	2 at Arizona (1/7/26)
<b>Rebounds</b>	3, twice
<b>Season</b>	15 vs. Fairmont State (1/10/24)
<b>Big 12</b>	3, twice
<b>Assists</b>	3 at TCU (2/7/26)
<b>Season</b>	9 at West Virginia Wesleyan (12/2/23)
<b>Big 12</b>	3 at TCU (2/7/26)
<b>Blocked Shots</b>	—
<b>Season</b>	3 vs. Salem (11/21/23)
<b>Big 12</b>	—
<b>Steals</b>	—
<b>Season</b>	4, 6 times
<b>Big 12</b>	—
<b>Minutes</b>	19 vs. Cincinnati (2/11/26)
<b>Season</b>	44 vs. Notre Dame (Ohio) (3/6/24)
<b>Big 12</b>	19 vs. Cincinnati (2/11/26)

## SEASON STATS

PPG	RPG	APG	FG%	3FG%	FT%
2.4	1.2	0.5	27.6	30.8	100.0

## JOHNSON AT A GLANCE

- ▶ Has played in 11 games, averaging 7.0 minutes per game... Saw first action vs. Bowling Green (12/1/25)... Saw first Big 12 action at No. 1/2 Arizona (1/7/26) and has played in 6 other Big 12 games.
- ▶ Posted 6 points vs. Cincinnati (2/11/26) in a season-high 19 minutes.
- ▶ Had his best performance of the season at TCU (2/7/26), as he posted his first double-digit scoring game with 15 points on 5-of-6 field goals (all from 3-point range) to go with 3 rebounds and 3 assists in 19 minutes.
- ▶ Scored his first points as a Wildcat with a 3-pointer vs. Mississippi Valley (12/8/25) to go with 2 rebounds in a season-high 7 minutes.
- ▶ Has scored nearly 1,900 points (1,891) in his college career, which includes more than 1,600 points (1,653) at the Division I or II ranks... Has 3 consecutive seasons of 500 or more points, including 582 in 2023-24 at Wheeling.
- ▶ Has scored in double figures in 86 of 116 career games, including 42 20-point games and four 30-point games.
- ▶ Has 15 career double-doubles, including 9 at Wheeling in 2023-24.

## LAST GAME (at 3/3 Houston (2/14/26))

MIN	PTS	REBS	ASTS	BLKS	STLS
1+	0	0	0	0	0

## TOP PERFORMANCES

- ▶ Scored a career-high 34 points vs. West Virginia State (2/3/24) while playing at Division II Wheeling.
- ▶ Had a Division I high of 28 points vs. Toledo (1/24/25).
- ▶ Posted a season-high 15 points at TCU (2/7/26), as he went 5-of-6 from the field (all from 3-point range) with 3 rebounds and 3 assists in 19 minutes.

## BACKGROUND

- ▶ Transferred to K-State in May 2025 after 1 season at Bowling Green (2024-25)... Started at the junior college level at Parkland College in Champaign, Ill., in 2021-22 then moving to Division II Wheeling College for 2 seasons (2022-24).
- ▶ Part of back-to-back state titles at famed St. Vincent-St. Mary's in Akron.

## 2025-26 GAME-BY-GAME STATISTICS

Date	Opponent	GS	MIN	FG	3PT	FT	O	D	TR	PF	AST	TO	BLK	STL	PTS	+/-
Nov. 4	UNC GREENSBORO	DNP														
Nov. 8	BELLARMINE	DNP														
Nov. 13	CALIFORNIA	DNP														
Nov. 17	TULSA	DNP														
Nov. 20	vs. Mississippi State	DNP														
Nov. 21	vs. Nebraska	DNP														
Nov. 25	@Indiana	DNP														
Dec. 1	BOWLING GREEN	2	0-0	0-0	0-0	0	1	1	1	0	0	0	0	0	0	-3
Dec. 6	SETON HALL	5	0-0	0-0	0-0	0	1	1	0	0	0	0	0	0	0	-2
Dec. 8	MISSISSIPPI VALLEY	7	1-3	1-3	0-0	0	2	2	2	0	1	0	0	0	3	2
Dec. 13	@Creighton	DNP														
Dec. 20	SOUTH DAKOTA	3	0-1	0-1	0-0	0	1	1	0	0	1	0	0	0	0	0
Dec. 28	ULM	DNP														
Jan. 3	BYU*	DNP														
Jan. 7	@Arizona*	7	0-4	0-4	2-2	1	2	3	1	0	0	0	0	0	0	-3
Jan. 10	@Arizona State*	DNP														
Jan. 14	UCF*	DNP														
Jan. 17	@Oklahoma State*	3	0-0	0-0	0-0	0	0	0	1	0	1	0	0	0	0	-6
Jan. 20	UTAH*	DNP														
Jan. 24	KANSAS*	3	0-2	0-2	0-0	0	0	0	0	0	0	0	0	0	0	-10
Jan. 27	@West Virginia*	DNP														
Feb. 1	IOWA STATE*	8	0-3	0-2	0-0	1	0	1	1	1	1	0	0	0	0	-6
Feb. 7	@TCU*	19	5-6	5-6	0-0	0	3	3	4	3	1	0	0	0	15	8
Feb. 11	CINCINNATI*	19	2-9	2-7	0-0	0	1	1	1	1	2	0	0	0	6	-11
Feb. 14	@Houston*	1+	0-1	0-1	0-0	0	0	0	0	0	2	0	0	0	0	-2
Feb. 17	BAYLOR*	DNP														
Feb. 21	@Texas Tech*															
Feb. 25	@Colorado*															
Feb. 28	TCU*															
Mar. 3	WEST VIRGINIA*															
Mar. 7	@Kansas*															

## JOHNSON'S CAREER STATS

YEAR	GP	GS	Min	Avg.	FGM	FGA	Pct.	3FGM	3FGA	Pct.	FTM	FTA	Pct.	Off	Def	Tot	Avg.	PF	Ast	TO	Blk	Stl	Pts	Avg.
*2021-22 (Fr.)	29	4	400	13.8	94	186	.505	14	37	.378	36	47	.766	36	91	127	4.4	53	34	46	8	19	238	8.2
**2022-23 (So.)	29	29	869	30.0	200	412	.485	42	107	.393	84	104	.808	60	129	189	6.5	72	49	75	16	46	526	18.1
**2023-24 (Jr.)	27	25	896	30.0	203	430	.472	67	150	.447	109	120	.908	63	149	212	7.9	74	83	86	15	36	582	21.6
***2024-25 (Sr.)	32	32	1006	31.4	181	421	.430	78	198	.394	79	88	.898	42	118	160	5.0	69	58	79	5	28	519	16.2
2025-26 (Sr.)	11	0	77	7.0	8	29	.276	8	26	.308	2	2	1.000	2	11	13	1.2	11	5	9	0	0	26	2.4
<b>Totals</b>	<b>99</b>	<b>86</b>	<b>2847</b>	<b>28.8</b>	<b>592</b>	<b>1292</b>	<b>.458</b>	<b>195</b>	<b>481</b>	<b>.405</b>	<b>274</b>	<b>314</b>	<b>.873</b>	<b>167</b>	<b>406</b>	<b>573</b>	<b>5.8</b>	<b>226</b>	<b>195</b>	<b>249</b>	<b>36</b>	<b>110</b>	<b>1653</b>	<b>16.7</b>

Wildcats

\*at Parkland Junior College | \*\*at Wheeling College | \*\*\*at Bowling Green

# 10

G | SO.-1L



# DAVID CASTILLO

G | 6-1 | 185 | So.-1L | Bartlesville, Okla. | Sunrise Christian Academy [Kan.]

X @ohyeadave / ohyeadave

Gold medal at the 2021 FIBA Americas U16 Championship  
Gold medal at the 2022 FIBA U17 World Cup

## SUPERLATIVES

	FR	SO	JR	SR	CAR
10+ Points	1	13	—	—	14
20+ Points	—	2	—	—	2
30+ Points	—	—	—	—	—
3+ 3FGM	1	6	—	—	7
5+ Rebounds	—	4	—	—	4
5+ Assists	—	2	—	—	2
Multiple Steals	2	—	—	—	2
2+ Blocks	—	—	—	—	—
Double-Doubles	—	—	—	—	—

## PERSONAL HIGHS

<b>Points</b>	22 vs. Bowling Green (12/1/25)
<b>Career</b>	22 vs. Bowling Green (12/1/25)
<b>Big 12</b>	20 vs. Utah (1/20/26)
<b>Field Goals Made</b>	8 vs. Bowling Green (12/1/25)
<b>Career</b>	8 vs. Bowling Green (12/1/25)
<b>Big 12</b>	6, twice
<b>Field Goals Attempted</b>	15 vs. Bowling Green (12/1/25)
<b>Career</b>	15 vs. Bowling Green (12/1/25)
<b>Big 12</b>	14 vs. BYU (1/3/26)
<b>3-Point Field Goals Made</b>	6 vs. Utah (1/20/26)
<b>Career</b>	6 vs. Utah (1/20/26)
<b>Big 12</b>	6 vs. Utah (1/20/26)
<b>3-Point Field Goals Attempted</b>	9, twice
<b>Career</b>	9, 3 times
<b>Big 12</b>	9 vs. Utah (1/20/26)
<b>Free Throws Made</b>	5 vs. Nebraska (11/21/25)
<b>Career</b>	5 vs. Nebraska (11/21/25)
<b>Big 12</b>	3, 3 times
<b>Free Throws Attempted</b>	6 vs. Nebraska (11/21/25)
<b>Career</b>	6 vs. Nebraska (11/21/25)
<b>Big 12</b>	4, 3 times
<b>Rebounds</b>	5, 4 times
<b>Career</b>	5, 4 times
<b>Big 12</b>	5 at Houston (2/14/26)
<b>Assists</b>	5, twice
<b>Career</b>	5, twice
<b>Big 12</b>	3 at Oklahoma State (1/17/26)
<b>Blocked Shots</b>	1 at Creighton (12/13/25)
<b>Career</b>	1, twice
<b>Big 12</b>	1 vs. Arizona (2/11/25)
<b>Steals</b>	3 vs. Baylor (2/17/26)
<b>Career</b>	3 vs. Baylor (2/17/26)
<b>Big 12</b>	3 vs. Baylor (2/17/26)
<b>Minutes</b>	40 at TCU (2/7/26)
<b>Career</b>	40 at TCU (2/7/26)
<b>Big 12</b>	40 at TCU (2/7/26)

## SEASON STATS

PPG	RPG	APG	FG%	3FG%	FT%
11.2	2.3	1.8	42.1	37.5	80.5

## CASTILLO AT A GLANCE

- ▶ Averaging 26.9 minutes in all 26 games, including 10 starts... Played a career-high 40 minutes at TCU (2/7/26)... Has started each of the last 8 games, where he is averaging nearly 36 minutes... Has played in 58 games with 12 starts.
- ▶ Has scored in double figures in 14 games (5 times in Big 12 play), including a career-best 22 points vs. Bowling Green (12/1/25) in his first career start... Scored a Big 12-high 20 points vs. Utah (1/20/26) with a career-best 6 3-pointers.
- ▶ Ranks 2nd on the team with 51 made 3-pointers on 37.5 percent shooting... Has 4 or more made 3-pointers, including a career-high 6 vs. Utah (1/20/26).
- ▶ Also 3rd on the team with 47 assists, including a season-high 5 twice.
- ▶ Production has dipped in Big 12 play, where he is averaging 9.2 points on 35.5 percent (43-of-121) shooting with 2.0 rebounds and 1.1 assists in 30.4 minutes.
- ▶ Scored in double figures in 3 consecutive games for the first time in his career after 12 points vs. Tulsa (11/17/25), including the game-winner... This came on the heels of a 16-point effort in the win vs. Cal (11/13/25), which came on 6-of-9 attempts, including 4-of-6 from 3-point range in 23 minutes.
- ▶ Scored 19 points vs. Bellarmine (11/8/25) on 7-of-7 field goals, including 5-of-5 from 3-point range, in just 12 minutes... He is the 25th player in school history to go 5-of-5 or better from the field, including the eighth such player to go 5-of-5 from beyond the arc.

## LAST GAME (vs. Baylor (2/17/26))

MIN	PTS	REBS	ASTS	BLKS	STLS
38	7	1	1	0	3

## TOP PERFORMANCES

- ▶ Set a career-high and posted his first career 20-point game with 22 points vs. Bowling Green (12/1/25), shooting 8-of-15 from the field, including 3-of-9 from 3-point range, and 3-of-4 from the free throw line in a career-best 33 minutes.
- ▶ Posted his first career 20-point game in Big 12 play vs. Utah (1/20/26) with 20 points on 7-of-12 field goals, including a career-high 6 made 3-pointers.
- ▶ Scored 19 points vs. Bellarmine (11/8/25) in just 12 minutes of action, hitting on all 7 field goals, including 5-of-5 from 3-point range... He is just the eighth Wildcat to go 5-of-5 or better from beyond the arc.
- ▶ Had a game-high 19 points off the bench in the win at Creighton (12/13/25), including scoring 6 of the team's last 10 points.
- ▶ Played 23 minutes at No. 9/10 Kansas (1/18/25), posting 6 points on 2-of-4 field goals, including 2-of-3 from 3-point range, to go with 2 steals.

## BACKGROUND

- ▶ Played his senior season at prep powerhouse Sunrise Christian Academy in Bel Aire, Kan., leading the team in scoring (13.2 ppg.) and free throw percentage.
- ▶ Played for former Wildcat **Clet Stewart** at Bartlesville High School, where he became the school's all-time leading scorer with 1,594 points.

## 2025-26 GAME-BY-GAME STATISTICS

Date	Opponent	GS	MIN	FG	3PT	FT	O	D	TR	PF	AST	TO	BLK	STL	PTS	+/-
Nov. 4	UNC GREENSBORO		13	3-5	1-2	0-2	0	0	0	0	2	1	0	0	7	-13
Nov. 8	BELLARMINE		12	7-7	5-5	0-0	0	1	1	2	1	2	0	0	19	8
Nov. 13	CALIFORNIA		23	6-9	4-6	0-0	0	4	4	1	2	1	0	0	16	2
Nov. 17	TULSA		24	4-10	1-5	3-3	0	1	1	2	2	0	0	1	12	-2
Nov. 20	vs. Mississippi State		24	3-7	1-2	2-2	1	2	3	2	2	0	0	0	9	20
Nov. 21	vs. Nebraska		21	1-6	1-5	5-6	1	1	2	1	2	1	0	1	8	2
Nov. 25	@Indiana		29	2-9	1-5	2-2	1	0	1	2	2	2	0	0	7	-16
Dec. 1	BOWLING GREEN	*	33	8-15	3-9	3-4	1	0	1	1	1	1	0	0	22	-10
Dec. 6	SETON HALL	*	31	4-14	1-8	1-2	1	4	5	3	3	1	0	0	10	-10
Dec. 8	MISSISSIPPI VALLEY		25	6-11	5-8	2-2	0	3	3	0	5	3	0	1	19	44
Dec. 13	@Creighton		23	7-11	2-4	3-3	1	1	2	3	3	0	1	1	19	14
Dec. 20	SOUTH DAKOTA		26	6-11	2-5	2-2	1	4	5	1	5	1	0	0	16	16
Dec. 28	ULM		21	4-11	1-7	0-0	1	4	5	1	3	2	0	0	9	2
Jan. 3	BYU*		27	6-14	0-5	1-2	0	2	2	3	0	1	0	0	13	-21
Jan. 7	@Arizona*		22	2-9	1-6	2-2	0	3	3	2	0	1	0	0	7	-13
Jan. 10	@Arizona State*		26	1-7	1-2	0-0	0	4	4	1	2	0	0	0	3	-4
Jan. 14	UCF*		21	2-4	1-2	0-1	0	1	1	1	0	1	0	0	5	-11
Jan. 17	@Oklahoma State*		14	1-3	1-2	0-0	0	2	2	2	3	2	0	1	3	5
Jan. 20	UTAH*	*	33	7-12	6-9	0-0	0	4	4	2	2	1	0	0	20	8
Jan. 24	KANSAS*	*	37	3-11	2-5	0-0	1	0	1	3	1	0	0	0	8	-20
Jan. 27	@West Virginia*	*	38	6-11	1-4	2-2	0	1	1	2	0	0	0	1	15	-6
Feb. 1	IOWA STATE*	*	30	4-10	3-4	0-0	0	0	0	3	2	2	0	0	11	-22
Feb. 7	@TCU*	*	40	3-10	3-8	2-2	0	0	0	5	2	1	0	1	11	-2
Feb. 11	CINCINNATI*	*	31	3-12	2-8	0-0	0	2	2	2	0	2	0	0	8	-17
Feb. 14	@Houston*	*	39	3-9	2-7	0-0	0	5	5	2	1	2	0	1	8	-20
Feb. 17	BAYLOR*	*	38	2-9	0-3	3-4	0	1	1	2	1	4	0	3	7	13
Feb. 21	@Texas Tech*															
Feb. 25	@Colorado*															
Feb. 28	TCU*															
Mar. 3	WEST VIRGINIA*															
Mar. 7	@Kansas*															

## CASTILLO'S CAREER STATS

YEAR	GP	GS	Min	Avg.	FGM	FGA	Pct.	3FGM	3FGA	Pct.	FTM	FTA	Pct.	Off	Def	Tot	Avg.	PF	Ast	TO	Blk	Stl	Pts	Avg.
2024-25 (Fr.)	32	2	319	10.0	19	86	.221	17	67	.254	22	25	.880	0	18	18	0.6	22	24	19	1	13	77	2.4
2025-26 (So.)	26	10	700	26.9	104	247	.421	51	136	.375	33	41	.805	9	50	59	2.3	48	47	34	1	11	292	11.2
<b>Totals</b>	<b>58</b>	<b>12</b>	<b>1019</b>	<b>17.6</b>	<b>123</b>	<b>333</b>	<b>.369</b>	<b>68</b>	<b>203</b>	<b>.335</b>	<b>55</b>	<b>66</b>	<b>.833</b>	<b>9</b>	<b>68</b>	<b>77</b>	<b>1.3</b>	<b>70</b>	<b>71</b>	<b>53</b>	<b>2</b>	<b>24</b>	<b>369</b>	<b>6.4</b>

14  
W | JR.-1L



# MOBII IKEGWURUKA

W | 6-6 | 220 | Jr.-1L | Galway, Ireland | Ellsworth [Iowa] Community College

mobiikee

2024 NJCAA Division II Second Team All-American  
2024 First Team All-Region XI

## SUPERLATIVES

	RFR	SO	JR	SR	CAR
10+ Points	21	—	—	—	21
15+ Points	18	—	—	—	18
20+ Points	13	—	—	—	13
5+ Rebounds	21	3	1	—	24
10+ Rebounds	10	—	—	—	10
3+ Assists	3	—	—	—	3
Multiple Steals	13	4	3	—	20
2+ Blocks	14	1	1	—	16
Double-Doubles	10	—	—	—	10

## PERSONAL HIGHS

<b>■ Points</b>	
Season	4 vs. California (11/13/25)
Career	27 at Western Iowa Tech (12/9/23)
Big 12	8 vs. Oklahoma State (1/29/25)
<b>■ Field Goals Made</b>	
Season	2 vs. California (11/13/25)
Career	10 at Western Iowa Tech (12/9/23)
Big 12	3, twice
<b>■ Field Goals Attempted</b>	
Season	3, twice
Career	16, 5 times
Big 12	4, 5 times
<b>■ 3-Point Field Goals Made</b>	
Season	—
Career	1, 3 times
Big 12	—
<b>■ 3-Point Field Goals Attempted</b>	
Season	—
Career	2, twice
Big 12	—
<b>■ Free Throws Made</b>	
Season	1, 3 times
Career	11 at North Iowa Area (1/3/24)
Big 12	2, 4 times
<b>■ Free Throws Attempted</b>	
Season	2, 3 times
Career	14 at North Iowa Area (1/3/24)
Big 12	5 at BYU (2/15/25)
<b>■ Rebounds</b>	
Season	7 vs. Bowling Green (12/1/25)
Career	17 vs. Marshalltown (2/10/24)
Big 12	7, twice
<b>■ Assists</b>	
Season	2 vs. UNC Greensboro (11/4/25)
Career	3, multiple times
Big 12	1 vs. Arizona State (2/23/25)
<b>■ Blocked Shots</b>	
Season	2 vs. UNC Greensboro (11/4/25)
Career	6 at South Suburban (3/22/24)
Big 12	2 at Utah (2/17/25)
<b>■ Steals</b>	
Season	2, 3 times
Career	5, twice
Big 12	3, twice
<b>■ Minutes</b>	
Season	17 vs. UNC Greensboro (11/4/25)
Career	34, twice
Big 12	18 vs. Arizona State (2/23/25)

## SEASON STATS

PPG	RPG	BPG	FG%	3FG%	FT%
1.9	2.0	0.4	57.1	—	50.0

## IKEGWURUKA AT A GLANCE

- ▶ Has missed the last 11 games as he deals with a private matter.
- ▶ Earned his first career start at K-State vs. UNC Greensboro (11/4/25)... Has come off the bench in 9 games... Has played in 34 career games.
- ▶ Returned vs. No. 10/10 BYU (1/3/26) after missing the previous 4 games due to some nagging injuries, recording 2 points, 2 steals and a rebound in 14 minutes.
- ▶ Scored 4 points at No. 1/2 Arizona (1/7/26) with 2 steals in 6 minutes.
- ▶ Grabbed a season-high 7 rebounds in 15 minutes vs. Bowling Green (12/1/25).
- ▶ Chipped in all around in the win over UNC Greensboro (11/4/25), posting 3 points, 3 rebounds, 2 assists, 2 blocks and a steal in 17 minutes... Also had 3 points vs. Bellarmine (11/8/25) with 4 rebounds and an assist.
- ▶ Played his best all-around game vs. Oklahoma State (1/29/25) with a season-high 8 points on 3-of-4 field goals to go with 3 rebounds and 3 steals... Followed with 4 points and 3 rebounds in the win at No. 3/3 Iowa State (2/1/25)... Had 6 points in the win over No. 16/17 Kansas (2/8/25) with a pair of steals.
- ▶ Scored his first points vs. Drake (12/17/24), posting 4 points on 2-of-2 field goals with 1 rebound and 1 steal in 10 minutes.

## LAST GAME (at 1/2 Arizona (1/7/26))

MIN	PTS	REBS	ASTS	BLKS	STLS
6	4	0	0	0	2

## TOP PERFORMANCES

- ▶ Scored a career-high 27 points at Western Iowa Tech (12/9/23)... Rattled off 7 consecutive 20-point games to end the regular season at Ellsworth.
- ▶ Scored season-high 8 points vs. Oklahoma State (1/29/25) on 3-of-4 field goals to go with 3 rebounds and 3 steals in 12 minutes.
- ▶ Grabbed a season-high 3 steals twice, vs. Oklahoma State (1/29/25) and No. 13/13 Arizona (2/11/25).
- ▶ Tied a high with 7 rebounds vs. Arizona State (2/23/25) in a high 18 minutes.
- ▶ Posted a pair of blocks at Utah (2/17/25).

## BACKGROUND

- ▶ Transferred to K-State in May 2024 after 2 seasons at Ellsworth Community College in Ellsworth, Iowa, redshirting in 2022-23.
- ▶ Earned NJCAA Second Team All-American honors in leading the Panthers to 29 wins and a fourth-place finish at the NJCAA Division II Championship.
- ▶ Averaged a double-double (19 ppg., 10.3 rpg.) as a redshirt freshman at Ellsworth Community College, where he helped the school to its first national tournament appearance in 38 seasons and the highest finish in 1977.

## 2025-26 GAME-BY-GAME STATISTICS

Date	Opponent	GS	MIN	FG	3PT	FT	O	D	TR	PF	AST	TO	BLK	STL	PTS	+/-
Nov. 4	UNC GREENSBORO	*	17	1-1	0-0	1-2	1	2	3	2	2	0	2	1	3	-2
Nov. 8	BELLARMINE		16	1-1	0-0	1-2	3	1	4	2	1	2	0	0	3	8
Nov. 13	CALIFORNIA		17	2-3	0-0	0-0	0	1	1	2	0	0	0	0	4	-5
Nov. 17	TULSA		DNP													
Nov. 20	vs. Mississippi State		13	1-1	0-0	0-0	0	2	2	2	0	2	1	1	2	12
Nov. 21	vs. Nebraska		7	0-1	0-0	0-0	0	0	0	1	0	0	0	0	0	0
Nov. 25	@Indiana		15	0-0	0-0	0-0	1	1	2	4	0	0	1	2	0	-3
Dec. 1	BOWLING GREEN		15	0-2	0-0	0-0	2	5	7	4	1	0	0	0	0	-11
Dec. 6	SETON HALL		5	0-0	0-0	1-2	0	0	0	2	0	1	0	0	1	-2
Dec. 8	MISSISSIPPI VALLEY		DNP													
Dec. 13	@Creighton		DNP													
Dec. 20	SOUTH DAKOTA		DNP													
Dec. 28	ULM		DNP													
Jan. 3	BYU*		14	1-3	0-0	0-0	0	1	1	1	0	1	0	2	2	-5
Jan. 7	@Arizona*		6	2-2	0-0	0-0	0	0	0	2	0	0	0	2	4	-1
Jan. 10	@Arizona State*		DNP													
Jan. 14	UCF*		DNP													
Jan. 17	@Oklahoma State*		DNP													
Jan. 20	UTAH*		DNP													
Jan. 24	KANSAS*		DNP													
Jan. 27	@West Virginia*		DNP													
Feb. 1	IOWA STATE*		DNP													
Feb. 7	@TCU*		DNP													
Feb. 11	CINCINNATI*		DNP													
Feb. 14	@Houston*		DNP													
Feb. 17	BAYLOR*		DNP													
Feb. 21	@Texas Tech*															
Feb. 25	@Colorado*															
Feb. 28	TCU*															
Mar. 3	WEST VIRGINIA*															
Mar. 7	@Kansas*															

## IKEGWURUKA'S CAREER STATS

YEAR	GP	GS	Min	Avg.	FGM	FGA	Pct.	3FGM	3FGA	Pct.	FTM	FTA	Pct.	Off	Def	Tot	Avg.	PF	Ast	TO	Blk	Stl	Pts	Avg.
2024-25 (So.)	24	0	192	8.0	21	35	.600	0	0	.000	9	17	.529	18	39	57	2.4	27	2	9	5	14	51	2.1
2025-26 (Jr.)	10	1	125	12.5	8	14	.571	0	0	.000	3	6	.500	7	13	20	2.0	22	4	6	4	8	19	1.9
<b>Totals</b>	<b>34</b>	<b>1</b>	<b>317</b>	<b>9.3</b>	<b>29</b>	<b>49</b>	<b>.592</b>	<b>0</b>	<b>0</b>	<b>.000</b>	<b>12</b>	<b>23</b>	<b>.522</b>	<b>25</b>	<b>52</b>	<b>77</b>	<b>2.3</b>	<b>49</b>	<b>6</b>	<b>15</b>	<b>9</b>	<b>22</b>	<b>70</b>	<b>2.1</b>

# 15

W | JR.-2L



# TAJ MANNING

W | 6-7 | 230 | Jr.-2L | Grandview, Mo. | La Lumiere [Ind.] School

X @TajManning / taj.manning

## SUPERLATIVES

	RFR	SO	JR	SR	CAR
10+ Points	—	—	2	—	2
20+ Points	—	—	—	—	—
2+ 3FGM	—	1	1	—	2
5+ Rebounds	—	—	12	—	12
10+ Rebounds	—	—	—	—	—
3+ Assists	—	—	3	—	3
Multiple Steals	—	—	5	—	5
2+ Blocks	—	—	5	—	5
Double-Double	—	—	—	—	—

## PERSONAL HIGHS

<b>■ Points</b>	
Season	10, twice
Career	10, twice
Big 12	10, twice
<b>■ Field Goals Made</b>	
Season	5 vs. UCF (1/14/26)
Career	5 vs. UCF (1/14/26)
Big 12	5 vs. UCF (1/14/26)
<b>■ Field Goals Attempted</b>	
Season	9 vs. UCF (1/14/26)
Career	9 vs. UCF (1/14/26)
Big 12	9 vs. UCF (1/14/26)
<b>■ 3-Point Field Goals Made</b>	
Season	2 vs. Kansas (1/24/26)
Career	2, twice
Big 12	2 vs. Kansas (1/24/26)
<b>■ 3-Point Field Goals Attempted</b>	
Season	4, twice
Career	4, twice
Big 12	4, twice
<b>■ Free Throws Made</b>	
Season	4, twice
Career	4, twice
Big 12	4, twice
<b>■ Free Throws Attempted</b>	
Season	7 at Houston (2/14/26)
Career	7 at Houston (2/14/26)
Big 12	7 at Houston (2/14/26)
<b>■ Rebounds</b>	
Season	9, twice
Career	9, twice
Big 12	9, twice
<b>■ Assists</b>	
Season	4 vs. Cincinnati (2/11/26)
Career	4 vs. Cincinnati (2/11/26)
Big 12	4 vs. Cincinnati (2/11/26)
<b>■ Blocked Shots</b>	
Season	2, 5 times
Career	2, 5 times
Big 12	2, 4 times
<b>■ Steals</b>	
Season	3, twice
Career	3, twice
Big 12	3, twice
<b>■ Minutes</b>	
Season	35 vs. Utah (1/20/26)
Career	35 vs. Utah (1/20/26)
Big 12	35 vs. Utah (1/20/26)

## SEASON STATS

PPG	RPG	BPG	FG%	3FG%	FT%
3.5	4.8	0.6	48.5	17.4	73.7

## MANNING AT A GLANCE

- ▶ Has played in 24 of 26 games with 11 starts... Role has increased with injuries, as he came off the bench in 11 of the first 13 games before earning starts in 11 of the last 13 games, including each of the last 10... Averaging 18.5 minutes per game, including 28.6 minutes in his 10 starts.
- ▶ Has been on the team longer than anyone, joining in 2022-23... Was redshirt as a freshman before playing 14 games with a start as a sophomore in 2023-24 and 8 games in 2024-25... Has played in 46 career games.
- ▶ Averaging 21.1 minutes per game in the last 19 games, including a career-best 35 minutes vs. Utah (1/20/26)... Averaging 4.3 points on 48.4 percent (31-of-64) shooting with 5.8 rebounds per game in this 19-game span.
- ▶ Has scored in 18 of 24 games played, including a career-high 10 points vs. UCF (1/14/26) on 5-of-9 shooting with 7 rebounds and 3 assists in 32 minutes... Also had 10 points at No. 3/3 Houston (2/14/26) on 3-of-4 field goals in 30 minutes.
- ▶ Has grabbed 110 of 116 rebounds in the last 19 games, including a career-best 9 at West Virginia (1/27/26) and vs. Cincinnati (2/11/26).
- ▶ Averaging 4.5 points on 47.9 percent (23-of-48) shooting with 6.1 rebounds, 1.6 assists, 1.1 steals and 0.8 blocks in 26.5 minutes per game in Big 12 play.
- ▶ Earned his second career start and first of the season vs. No. 10/10 BYU (1/3/26) with 4 points, 6 rebounds, 1 block and 1 assist in 18 minutes.

## LAST GAME (vs. Baylor (2/17/26))

MIN	PTS	REBS	ASTS	BLKS	STLS
31	0	8	2	0	0

## TOP PERFORMANCES

- ▶ Played a career-high 35 minutes in the win over Utah (1/20/26).
- ▶ Tied his career-best with 10 points at No. 3/3 Houston (2/14/26) on 3-of-4 field goals and 4-of-7 free throws to go with 6 rebounds, 3 assists and 2 steals.
- ▶ Scored in double figures for the first time vs. UCF (1/14/26) with 10 points on 5-of-9 shooting to go with career-tying 7 rebounds and 3 assists in 32 minutes.
- ▶ Grabbed a career-best 9 rebounds vs. Cincinnati (2/11/26) to go with 4 assists, 2 blocks and 2 steals in 30 minutes.
- ▶ Collected a career-high 9 rebounds at West Virginia (1/27/26).
- ▶ Played perhaps his best all-around game at Arizona State (1/10/26) with 6 points, 5 rebounds, 3 steals and 2 blocks in 20 minutes.
- ▶ Scored his first career points vs. Central Arkansas (11/22/23), posting 3 points on 1-of-1 field goals and 1-of-2 free throws in 9 minutes.

## BACKGROUND

- ▶ Was signed by the previous coaching staff on Nov. 10, 2021.
- ▶ Played locally at Grandview (2018-20) and Bishop Miege High Schools (2020-21) in the Kansas City area, winning a Missouri Class 4A title with a 29-2 record with the Bulldogs and a Kansas Class 6A title with a 22-1 record with the Stags.

## 2025-26 GAME-BY-GAME STATISTICS

Date	Opponent	GS	MIN	FG	3PT	FT	O	D	TR	PF	AST	TO	BLK	STL	PTS	+/-
Nov. 4	UNC GREENSBORO		3	0-0	0-0	0-0	0	1	1	1	0	0	1	0	0	-3
Nov. 8	BELLARMINE		2	0-0	0-0	0-0	0	2	2	0	0	1	0	0	0	3
Nov. 13	CALIFORNIA		DNP													
Nov. 17	TULSA		7	1-1	0-0	0-0	1	1	2	1	0	0	0	0	2	-3
Nov. 20	vs. Mississippi State		3	1-1	0-0	0-0	0	0	0	0	1	0	0	0	2	-1
Nov. 21	vs. Nebraska		DNP													
Nov. 25	@Indiana		0+	0-0	0-0	0-0	0	1	1	0	0	0	0	0	0	6
Dec. 1	BOWLING GREEN		13	0-1	0-1	2-2	2	2	4	0	0	0	0	0	2	-4
Dec. 6	SETON HALL		8	0-2	0-2	0-0	1	3	4	0	0	0	0	1	0	9
Dec. 8	MISSISSIPPI VALLEY		18	2-4	0-1	0-0	3	3	6	0	0	0	0	1	4	18
Dec. 13	@Creighton		13	1-2	0-0	0-0	2	3	5	0	0	0	0	0	2	10
Dec. 20	SOUTH DAKOTA		20	2-4	0-1	2-2	1	4	5	1	0	1	2	0	6	32
Dec. 28	ULM		13	3-5	1-3	1-2	4	3	7	1	2	0	0	1	8	8
Jan. 3	BYU*		* 18	2-4	0-1	0-0	3	3	6	3	1	1	1	0	4	-8
Jan. 7	@Arizona*		19	1-3	1-2	1-2	5	2	7	2	2	0	0	1	4	-6
Jan. 10	@Arizona State*		20	1-2	0-1	4-4	2	2	4	4	0	0	2	3	6	-12
Jan. 14	UCF*		* 32	5-9	0-4	0-0	3	4	7	4	3	2	0	0	10	3
Jan. 17	@Oklahoma State*		* 26	2-2	0-0	0-0	3	2	5	4	1	1	2	0	4	-8
Jan. 20	UTAH*		* 35	1-2	0-0	0-0	2	2	4	2	1	1	1	2	2	-2
Jan. 24	KANSAS*		* 23	3-6	2-4	0-0	3	1	4	4	1	1	0	3	8	-14
Jan. 27	@West Virginia*		* 27	2-5	0-1	0-0	3	6	9	4	0	1	1	1	4	-7
Feb. 1	IOWA STATE*		* 31	0-3	0-1	0-0	1	3	4	4	1	1	2	0	0	-37
Feb. 7	@TCU*		* 23	2-4	0-0	0-0	3	3	6	5	2	0	0	0	4	-3
Feb. 11	CINCINNATI*		* 30	1-3	0-0	0-0	4	5	9	1	4	2	2	2	2	-15
Feb. 14	@Houston*		* 30	3-4	0-1	4-7	2	4	6	3	3	3	0	2	10	-7
Feb. 17	BAYLOR*		* 31	0-1	0-0	0-0	2	6	8	2	2	1	0	0	0	8
Feb. 21	@Texas Tech*															
Feb. 25	@Colorado*															
Feb. 28	TCU*															
Mar. 3	WEST VIRGINIA*															
Mar. 7	@Kansas*															

## MANNING'S CAREER STATS

YEAR	GP	GS	Min	Avg.	FGM	FGA	Pct.	3FGM	3FGA	Pct.	FTM	FTA	Pct.	Off	Def	Tot	Avg.	PF	Ast	TO	Blk	Stl	Pts	Avg.
2023-24 (Rfr.)	14	1	68	4.9	5	8	.625	1	3	.333	3	7	.429	6	10	16	1.1	13	2	1	0	2	14	1.0
2024-25 (So.)	8	0	21	2.7	2	4	.500	2	4	.500	0	0	.000	1	5	6	0.8	4	0	1	0	1	6	0.8
2025-26 (Jr.)	24	11	445	18.5	33	68	.485	4	23	.174	14	19	.737	50	66	116	4.8	46	24	16	15	17	84	3.5
<b>Totals</b>	<b>46</b>	<b>12</b>	<b>534</b>	<b>11.6</b>	<b>40</b>	<b>80</b>	<b>.500</b>	<b>7</b>	<b>30</b>	<b>.233</b>	<b>17</b>	<b>26</b>	<b>.654</b>	<b>57</b>	<b>81</b>	<b>138</b>	<b>3.0</b>	<b>63</b>	<b>26</b>	<b>18</b>	<b>15</b>	<b>20</b>	<b>104</b>	<b>2.3</b>

# 21

W | SR-TR



# KHAMARI McGRIFF

W | 6-9 | 230 | Sr.-TR | Tallahassee, Fla. | James S. Rickards | UNC Wilmington

X @KhamariMcGriff / Instagram khamarimm



2024-25 All-CAA Tournament Team (UNC Wilmington)  
2024-25 CAA's Dean Ehlers Leadership Award (UNC Wilmington)

## SUPERLATIVES

	RFR	SO	JR	SR	CAR
10+ Points	—	1	22	9	32
15+ Points	—	—	9	3	12
20+ Points	—	—	2	1	3
30+ Points	—	—	1	—	1
5+ Rebounds	—	8	13	8	29
10+ Rebounds	—	1	1	—	2
Multiple Steals	—	—	1	3	4
2+ Blocks	1	6	10	7	24
Double-Doubles	—	—	1	—	1

## PERSONAL HIGHS

<b>Points</b>	
Season	21 vs. California (11/13/25)
Career	34 at Howard (12/14/24)
Big 12	15 vs. UCF (1/14/26)
<b>Field Goals Made</b>	
Season	8, twice
Career	14 at Howard (12/14/24)
Big 12	7, twice
<b>Field Goals Attempted</b>	
Season	11 vs. California (11/13/25)
Career	16 at Howard (12/14/24)
Big 12	9 vs. UCF (1/14/26)
<b>3-Point Field Goals Made</b>	
Season	1 at Creighton (12/13/25)
Career	1, 3 times
Big 12	—
<b>3-Point Field Goals Attempted</b>	
Season	1, 3 times
Career	1, 6 times
Big 12	1 vs. BYU (1/3/26)
<b>Free Throws Made</b>	
Season	5, 3 times
Career	7, twice
Big 12	3 vs. Cincinnati (2/11/26)
<b>Free Throws Attempted</b>	
Season	6, 3 times
Career	10 vs. Georgia Southern (11/8/24)
Big 12	5 vs. Cincinnati (2/11/26)
<b>Rebounds</b>	
Season	9 vs. Tulsa (11/17/25)
Career	12 vs. Georgia Southern (11/8/24)
Big 12	8 vs. BYU (1/3/26)
<b>Assists</b>	
Season	4, twice
Career	4, twice
Big 12	4, twice
<b>Blocked Shots</b>	
Season	4 vs. South Dakota (12/20/25)
Career	4, 4 times
Big 12	3 at TCU (2/7/26)
<b>Steals</b>	
Season	2, 3 times
Career	2, 6 times
Big 12	1, 3 times
<b>Minutes</b>	
Season	33 vs. UCF (1/14/26)
Career	33 vs. UCF (1/14/26)
Big 12	33 vs. UCF (1/14/26)

## SEASON STATS

PPG	RPG	BPG	FG%	3FG%	FT%
9.2	4.0	1.1	73.0	20.0	68.0

## McGRIFF AT A GLANCE

- ▶ Started the first 18 games before missing 4 games due to injury... Returned vs. TCU (2/7/26)... Has now played in 107 career games, including 64 starts.
- ▶ Came back from injury vs. TCU (2/7/26), posting 6 points on 3-of-4 field goals to go with a season-high 4 assists, 3 blocks and 2 rebounds in 24 minutes.
- ▶ Has one of the top field goal percentages in the country at 73 percent, as he has hit on 84-of-115 field goal attempts, going 2-of-2 or better in 6 games... Has a career 69.4 field goal percentage while averaging 4 field goal attempts/game.
- ▶ Went a 7-of-7 from the field with 14 points at Oklahoma State (1/17/26) with a career-best 4 assists, becoming the eighth Wildcat to go 7-of-7 or better from the field in a conference game and first since **Antonio Gordon** vs. Baylor in 2020.
- ▶ Has scored in 21 games, including 9 in double figures... Has now scored in double figures in 32 times with two 20-point games and one 30-point game.
- ▶ Had 15 points vs. UCF (1/14/26) on 7-of-9 field goals in career-best 33 minutes.
- ▶ Scored 12 points in his first Big 12 game vs. No. 10/10 BYU (1/3/26).
- ▶ Collected his first 20-point game as a Wildcat with a season-high 21 points vs. Cal (11/13/25) on 8-of-11 field goals in just 20 minutes of action.
- ▶ Became the 24th Wildcat to go perfect on 5 or more field goals in school history with his 16-point effort vs. Bellarmine (11/8/25) on 8-of-8 field goals.

## LAST GAME (vs. Baylor (2/17/26))

MIN	PTS	REBS	ASTS	BLKS	STLS
20	4	1	1	2	1

## TOP PERFORMANCES

- ▶ Posted a career-high 34 points at Howard (12/14/24) while playing at UNC Wilmington, connecting on 14-of-16 field goals and 5-of-8 free throws.
- ▶ Tallied just his third game of 20 or more points with a season-high 21 points vs. Cal (11/13/25) on 8-of-11 field goals in 20 minutes.
- ▶ Scored 16 points vs. Bellarmine (11/8/25) on 8-of-8 field goals, becoming the 24th Wildcat to go perfect on the field on 5 or more field goals.
- ▶ Nearly collected his first double-double as a Wildcat in the win over Tulsa (11/17/25) with 13 points and 9 rebounds in 25 minutes.
- ▶ Earned his first career double-double vs. Georgia Southern (11/8/24) with 21 points and 12 rebounds while playing at UNC Wilmington.
- ▶ Had a career-tying 4 blocks vs. South Dakota (12/20/25).

## BACKGROUND

- ▶ Transferred to K-State in May 2025 after 4 seasons at UNC Wilmington (2021-25) where he was part of 99 wins, 3 CAA Championships (2 regular season and 1 tournament), a CBI title (2022) and 1 NCAA Tournament appearance (2025).
- ▶ Had a career year at UNCW in 2024-25, averaging 11.5 points on 65.1 percent shooting... Led the CAA in field goal percentage (64.1) in league-only games.

## 2025-26 GAME-BY-GAME STATISTICS

Date	Opponent	GS	MIN	FG	3PT	FT	O	D	TR	PF	AST	TO	BLK	STL	PTS	+/-
Nov. 4	UNC GREENSBORO	*	14	2-3	0-0	0-0	0	4	4	5	1	1	0	0	4	19
Nov. 8	BELLARMINE	*	14	8-8	0-0	0-0	2	0	2	2	0	1	0	1	16	22
Nov. 13	CALIFORNIA	*	20	8-11	0-1	5-5	1	1	2	3	0	0	0	2	21	6
Nov. 17	TULSA	*	25	4-6	0-0	5-6	3	6	9	3	2	0	1	1	13	6
Nov. 20	vs. Mississippi State	*	17	4-4	0-0	0-0	0	3	3	3	1	0	1	0	8	9
Nov. 21	vs. Nebraska	*	28	3-3	0-0	2-2	2	2	4	3	1	1	2	1	8	4
Nov. 25	@Indiana	*	10	1-1	0-0	0-0	0	1	1	3	1	1	0	0	2	-10
Dec. 1	BOWLING GREEN	*	23	4-5	0-0	1-5	2	3	5	4	2	1	3	0	9	-4
Dec. 6	SETON HALL	*	21	5-8	0-0	2-6	7	1	8	2	1	1	3	1	12	-6
Dec. 8	MISSISSIPPI VALLEY	*	21	2-2	0-0	4-4	1	3	4	3	2	2	1	0	8	28
Dec. 13	@Creighton	*	28	3-7	1-1	5-6	3	3	6	2	0	1	2	0	12	3
Dec. 20	SOUTH DAKOTA	*	19	5-10	0-1	0-2	3	2	5	4	1	1	4	2	10	8
Dec. 28	ULM	*	22	3-4	0-0	2-3	3	2	5	3	1	1	1	2	8	-2
Jan. 3	BYU*	*	25	5-7	0-1	2-2	1	7	8	4	2	0	1	1	12	-5
Jan. 7	@Arizona*	*	9	2-2	0-0	0-0	1	0	1	5	0	0	0	0	4	-13
Jan. 10	@Arizona State*	*	14	4-7	0-0	0-0	1	2	3	4	1	1	0	1	8	4
Jan. 14	UCF*	*	33	7-9	0-0	1-2	1	4	5	2	1	1	0	0	15	3
Jan. 17	@Oklahoma State*	*	14	7-7	0-0	0-0	2	1	3	5	4	1	1	0	14	8
Jan. 20	UTAH*			DNP												
Jan. 24	KANSAS*			DNP												
Jan. 27	@West Virginia*			DNP												
Feb. 1	IOWA STATE*			DNP												
Feb. 7	@TCU*	*	24	3-4	0-0	0-0	0	2	2	3	4	1	3	0	6	-2
Feb. 11	CINCINNATI*	*	23	2-3	0-1	3-5	1	2	3	2	0	4	0	0	7	-26
Feb. 14	@Houston*	*	14	0-1	0-0	2-2	0	4	4	4	1	2	0	0	2	-1
Feb. 17	BAYLOR*	*	20	2-3	0-0	0-0	0	1	1	4	1	1	2	1	4	3
Feb. 21	@Texas Tech*															
Feb. 25	@Colorado*															
Feb. 28	TCU*															
Mar. 3	WEST VIRGINIA*															
Mar. 7	@Kansas*															

## McGRIFF'S CAREER STATS

YEAR	GP	GS	Min	Avg.	FGM	FGA	Pct.	3FGM	3FGA	Pct.	FTM	FTA	Pct.	Off	Def	Tot	Avg.	PF	Ast	TO	Blk	Stl	Pts	Avg.
*2021-22 (Fr.)	2	0	10	4.9	2	3	.667	0	0	.000	1	3	.333	0	1	1	0.5	0	0	0	0	0	5	2.5
*2022-23 (Rfr.)	18	0	95	5.3	12	14	.857	0	0	.000	1	7	.143	8	8	16	0.9	17	6	3	8	2	25	1.4
*2023-24 (So.)	31	30	518	16.7	46	61	.754	0	0	.000	26	34	.765	45	63	108	3.5	55	7	19	23	10	118	3.8
*2024-25 (Jr.)	34	12	656	19.3	164	252	.651	2	3	.667	61	88	.693	53	83	136	4.0	71	23	33	39	13	391	11.5
2025-26 (Sr.)	22	22	438	19.9	84	115	.730	1	5	.200	34	50	.680	34	54	88	4.0	73	27	22	25	13	203	9.2
<b>Totals</b>	<b>107</b>	<b>64</b>	<b>1718</b>	<b>16.1</b>	<b>308</b>	<b>445</b>	<b>.692</b>	<b>3</b>	<b>8</b>	<b>.375</b>	<b>123</b>	<b>182</b>	<b>.676</b>	<b>140</b>	<b>209</b>	<b>349</b>	<b>3.3</b>	<b>216</b>	<b>63</b>	<b>77</b>	<b>95</b>	<b>38</b>	<b>742</b>	<b>6.9</b>

Wildcats

\*at UNC Wilmington

# 22

C | JR.-FY



# DORIN BUCA

C | 7-2 | 254 | Jr.-FY | Perugia, Italy | Akern Libertas Livorno

dorin.\_buca

## SUPERLATIVES

	JR	SR	CAR
10+ Points	—	7	1
15+ Points	—	1	—
20+ Points	—	—	—
5+ Rebounds	—	24	7
10+ Rebounds	—	4	1
3+ Assists	—	1	1
Multiple Steals	—	—	—
2+ Blocks	—	14	7
Double-Doubles	—	1	—

## PERSONAL HIGHS

<b>Points</b>	12 at Arizona (1/7/26)
<b>Career</b>	15 vs. Piazenza (3/8/25)
<b>Big 12</b>	12 at Arizona (1/7/26)
<b>Field Goals Made</b>	5 at Arizona (1/7/26)
<b>Career</b>	6, twice
<b>Big 12</b>	5 at Arizona (1/7/26)
<b>Field Goals Attempted</b>	7 at Arizona (1/7/26)
<b>Career</b>	11 vs. Cento (3/23/25)
<b>Big 12</b>	7 at Arizona (1/7/26)
<b>3-Point Field Goals Made</b>	2 at Arizona (1/7/26)
<b>Career</b>	2 at Arizona (1/7/26)
<b>Big 12</b>	2 at Arizona (1/7/26)
<b>3-Point Field Goals Attempted</b>	2 at Arizona (1/7/26)
<b>Career</b>	2 at Arizona (1/7/26)
<b>Big 12</b>	2 at Arizona (1/7/26)
<b>Free Throws Made</b>	3, twice
<b>Career</b>	4, 4 times
<b>Big 12</b>	1, twice
<b>Free Throws Attempted</b>	4 vs. Mississippi Valley (12/8/25)
<b>Career</b>	8 vs. Pesaro (3/30/25)
<b>Big 12</b>	2, 3 times
<b>Rebounds</b>	11 vs. Kansas (1/24/26)
<b>Career</b>	12, twice
<b>Big 12</b>	11 vs. Kansas (1/24/26)
<b>Assists</b>	3 vs. BYU (1/3/26)
<b>Career</b>	3, twice
<b>Big 12</b>	3 vs. BYU (1/3/26)
<b>Blocked Shots</b>	5 vs. Mississippi Valley (12/8/25)
<b>Career</b>	5, twice
<b>Big 12</b>	3, twice
<b>Steals</b>	1, 5 times
<b>Career</b>	2, twice
<b>Big 12</b>	1, 5 times
<b>Minutes</b>	26 vs. Kansas (1/24/26)
<b>Career</b>	33 vs. Cento (3/23/25)
<b>Big 12</b>	26 vs. Kansas (1/24/26)

## SEASON STATS

PPG	RPG	BPG	FG%	3FG%	FT%
3.4	3.6	1.4	50.8	20.0	53.3

## BUCA AT A GLANCE

- ▶ One of the tallest players in school history, just one inch short than 7-foot-3 Jason Bennett, who played from the Wildcats from 2006-07... He is one of 9 players in school history to measure 7-foot or taller.
- ▶ Has averaged 13.5 minutes per game off the bench in playing in 25 games... Has started 4 games, including his first start in the win over Utah (1/20/26)... Played a season-high 26 minutes vs. No. 19/19 Kansas (1/24/26).
- ▶ Has a team-leading 34 blocks with at least one in 19 of 25 games played.
- ▶ Recorded the 38th game of 5 or more blocks at K-State vs. Mississippi Valley (12/8/25) to go with 5 points, 5 rebounds and an assist in 20 minutes.
- ▶ Has scored in 19 of 25 games played with a season-high 12 points at No. 1/2 Arizona (1/7/26) on 5-of-7 field goals, including 2-of-2 from 3-point range... Also had 8 points vs. South Dakota (12/20/25) on 3-of-4 field goals with 5 rebounds... Added 7 points vs. ULM (12/28/25) on 3-of-4 field goals in 13 minutes.
- ▶ Grabbed a season-high 11 rebounds vs. No. 19/19 Kansas (1/24/26) to go with 6 points on 3-of-6 shooting with a block and a steal in a season-best 26 minutes.
- ▶ Had 4 blocks vs. Cal (11/13/25) with 2 points and 2 assists in 12 minutes.
- ▶ Was solid all-around vs. Seton Hall (12/6/25) with 5 points, 7 rebounds, 3 blocks and 2 assists in 17 minutes.

## LAST GAME (vs. Baylor (2/17/26))

MIN	PTS	REBS	ASTS	BLKS	STLS
13	2	3	0	0	0

## TOP PERFORMANCES

- ▶ Scored a season-high 12 points at No. 1/2 Arizona (1/7/26) in 17 minutes... It was his first career double-digit scoring game at K-State.
- ▶ Collected a season-high 11 rebounds vs. No. 19/19 Kansas (1/24/26) to go with 6 points, a steal and a block in a season-best 26 minutes.
- ▶ Scored 8 points vs. South Dakota (12/20/25) in 14 minutes.
- ▶ Posted 4 blocks in the win over Cal (11/13/25) to go with 2 points and 2 assists in 12 minutes of action.
- ▶ Had a season-high 7 boards with 3 blocks in 17 minutes vs. Seton Hall (12/6/25).
- ▶ Scored a career-high 15 points vs. Piazenza (3/8/25) while with Akern Libertas Livorno on 6-of-10 field goals.

## BACKGROUND

- ▶ First-ever Italian-born basketball player at K-State... One of just 24 foreign-born players in school history and one of 7 from the European continent.
- ▶ Began career with Basket Perugia in the Italian Serie C in 2019-20, spending 2 seasons before moving to Sana Basketball Academy Siena in Serie C in 2022-23... Was promoted to Libertas 1947 Livorno in the Italian Serie B, helping them to the 2024 Italian Serie B Cup Finals and the Serie B Nazionale Group B Championship... Played for Akern Libertas Livorno in 2024-25.

## 2025-26 GAME-BY-GAME STATISTICS

Date	Opponent	GS	MIN	FG	3PT	FT	O	D	TR	PF	AST	TO	BLK	STL	PTS	+/-
Nov. 4	UNC GREENSBORO	3	0-1	0-0	0-2	1	0	1	1	0	0	1	0	0	0	0
Nov. 8	BELLARMINE	8	0-2	0-0	1-2	2	0	2	1	0	1	1	0	1	6	
Nov. 13	CALIFORNIA	12	1-1	0-0	0-0	1	1	2	0	2	2	4	0	2	11	
Nov. 17	TULSA	15	1-2	0-0	0-0	2	2	4	3	1	0	1	0	2	-5	
Nov. 20	vs. Mississippi State	11	1-3	0-1	0-0	1	2	3	1	0	1	1	0	2	4	
Nov. 21	vs. Nebraska	3	0-0	0-0	0-0	0	0	0	0	0	0	0	0	0	-4	
Nov. 25	@Indiana	6	0-0	0-0	2-2	1	1	2	1	0	2	1	0	2	-10	
Dec. 1	BOWLING GREEN	DNP														
Dec. 6	SETON HALL	17	2-2	0-0	1-2	2	5	7	1	2	2	3	0	5	0	
Dec. 8	MISSISSIPPI VALLEY	20	1-3	0-1	3-4	0	5	5	3	1	1	5	0	5	31	
Dec. 13	@Creighton	11	1-3	0-0	3-3	2	3	5	2	1	1	0	0	5	3	
Dec. 20	SOUTH DAKOTA	14	3-4	0-0	2-2	2	3	5	5	1	0	1	0	8	19	
Dec. 28	ULM	13	3-4	0-1	1-3	1	2	3	1	0	1	1	0	7	8	
Jan. 3	BYU*	15	0-2	0-0	0-2	1	0	1	3	3	1	0	1	0	-5	
Jan. 7	@Arizona*	17	5-7	2-2	0-0	1	1	2	5	0	1	3	1	12	-14	
Jan. 10	@Arizona State*	19	2-5	0-0	1-2	5	3	8	2	1	0	1	0	5	-3	
Jan. 14	UCF*	8	0-0	0-0	1-2	0	3	3	2	0	2	0	0	1	-16	
Jan. 17	@Oklahoma State*	21	2-4	0-1	0-0	1	6	7	1	1	2	2	1	4	0	
Jan. 20	UTAH*	* 14	0-2	0-1	0-0	0	1	1	3	0	0	1	0	0	-12	
Jan. 24	KANSAS*	* 26	3-6	0-1	0-2	8	3	11	2	0	0	1	1	6	-7	
Jan. 27	@West Virginia*	* 22	0-2	0-0	0-0	1	1	2	1	0	0	3	0	0	-5	
Feb. 1	IOWA STATE*	* 23	3-3	0-0	0-0	1	1	2	3	0	3	1	1	6	-12	
Feb. 7	@TCU*	4	0-1	0-0	1-2	2	0	2	2	0	0	0	0	1	3	
Feb. 11	CINCINNATI*	12	2-3	0-1	0-0	2	2	4	2	0	2	1	0	4	-4	
Feb. 14	@Houston*	14	2-4	0-1	0-0	2	2	4	5	1	1	2	0	4	-4	
Feb. 17	BAYLOR*	13	1-1	0-0	0-0	0	3	3	3	0	3	0	0	2	19	
Feb. 21	@Texas Tech*															
Feb. 25	@Colorado*															
Feb. 28	TCU*															
Mar. 3	WEST VIRGINIA*															
Mar. 7	@Kansas*															

## BUCA'S CAREER STATS

YEAR	GP	GS	Min	Avg.	FGM	FGA	Pct.	3FGM	3FGA	Pct.	FTM	FTA	Pct.	Off	Def	Tot	Avg.	PF	Ast	TO	Blk	Stl	Pts	Avg.
*2024-25	43	12	717	16.7	101	166	.608	0	0	.000	39	79	.494	72	158	230	5.3	111	7	68	53	9	241	5.6
2025-26 (Jr.)	25	4	339	13.5	33	65	.508	2	10	.200	16	30	.533	39	50	89	3.6	53	14	29	34	5	84	3.4
<b>Totals</b>	<b>25</b>	<b>4</b>	<b>339</b>	<b>13.5</b>	<b>33</b>	<b>65</b>	<b>.508</b>	<b>2</b>	<b>10</b>	<b>.200</b>	<b>16</b>	<b>30</b>	<b>.533</b>	<b>39</b>	<b>50</b>	<b>89</b>	<b>3.6</b>	<b>53</b>	<b>14</b>	<b>29</b>	<b>34</b>	<b>5</b>	<b>84</b>	<b>3.4</b>

\*played with several club teams, including Akern Libertas Livorno



# 23

W | SO-TR



# STEPHEN OSEI

W | 6-10 | 200 | So.-TR | Toronto, Ontario | Salt Lake Academy | Casper College

X @stephenoseii / stephenoseii

## SUPERLATIVES

	FR	SO	JR	SR	CAR
10+ Points	15	—	—	—	15
15+ Points	6	—	—	—	6
20+ Points	3	—	—	—	3
5+ Rebounds	22	—	—	—	22
10+ Rebounds	8	—	—	—	8
3+ Assists	2	—	—	—	2
Multiple Steals	—	—	—	—	—
2+ Blocks	—	—	—	—	—
Double-Doubles	7	—	—	—	7

## PERSONAL HIGHS

### Points

Season 2 vs. Mississippi State (11/20/25)

Career 23, twice

Big 12 —

### Field Goals Made

Season 1 vs. Mississippi State (11/20/25)

Career 9, twice

Big 12 —

### Field Goals Attempted

Season 3 vs. Mississippi State (11/20/25)

Career 12 vs. Yavapai (11/18/24)

Big 12 —

### 3-Point Field Goals Made

Season —

Career —

Big 12 —

### 3-Point Field Goals Attempted

Season —

Career —

Big 12 —

### Free Throws Made

Season —

Career 7 vs. Lamar CC (11/11/25)

Big 12 —

### Free Throws Attempted

Season —

Career 10 vs. Monroe College (11/7/24)

Big 12 —

### Rebounds

Season 2 vs. UNC Greensboro (11/4/25)

Career 14 vs. Northeastern JC (11/16/24)

Big 12 —

### Assists

Season —

Career 3, twice

Big 12 —

### Blocked Shots

Season —

Career —

Big 12 —

### Steals

Season —

Career 1, 4 times

Big 12 —

### Minutes

Season 5 vs. UNC Greensboro (11/20/25)

Career 36 vs. Northeastern JC (11/16/24)

Big 12 —

## SEASON STATS

PPG	RPG	BPG	FG%	3FG%	FT%
0.7	1.0	0.0	33.3	—	—

## OSEI AT A GLANCE

- ▶ Has seen action in 3 games, including opener vs. UNC Greensboro (11/4/25).
- ▶ Scored his first points as a Wildcat with 2 points vs. Mississippi State (11/20/25) on 1-of-3 field goals.
- ▶ Played in 26 games with 25 starts at Casper College in Casper, Wyo., where he was a Fab 50 Freshman by *JUCORecruiting.com*.
- ▶ Scored in double figures in 15 of Casper's 26 games with three 20-point games.
- ▶ Collected 7 double-doubles, including a 20-point, 10-rebound performance vs. Yavapai College (23 points, 11 rebounds; 11/18/24).
- ▶ Prepped at Salt Lake Academy in Herriman, Utah from 2021-23 before spending a postgraduate season at the NBA Academy in San Luis Potosi, Mexico in 2023-24.

## LAST GAME (vs. Indiana (11/25/25))

MIN	PTS	REBS	ASTS	BLKS	STLS
0+	0	0	0	0	0

## TOP PERFORMANCES

- ▶ Scored a career-tying 23 points vs. Yavapai College (11/18/24) on 9-of-12 field goals and 5-of-7 free throws to go with 11 rebounds while at Casper.
- ▶ Tied his career-high with 23 points vs. Lamar Community College (11/11/25) on 8-of-9 field goals and 7-of-7 free throws while at Casper.

## BACKGROUND

- ▶ Transferred to K-State in May 2025 after 1 season at Casper College in Casper, Wyo., where he played alongside **Abdi Bashir Jr's** twin brother **Abdul**.
- ▶ Has international experience, having played for the Canadian U17 and U16 National Teams at the 2021 FIBA U16 Americas Championship and 2022 FIBA U17 World Cup... He is the fifth Canadian-born player at K-State, joining **Justin Edwards**, **Kaosi Ezeagu**, **Juevol Myles** and **Rudi Williams**.

## 2025-26 GAME-BY-GAME STATISTICS

Date	Opponent	GS	MIN	FG	3PT	FT	O	D	TR	PF	AST	TO	BLK	STL	PTS	+/-
Nov. 4	UNC GREENSBORO		5	0-0	0-0	0-0	1	1	2	1	0	3	0	0	0	-7
Nov. 8	BELLARMINE		DNP													
Nov. 13	CALIFORNIA		DNP													
Nov. 17	TULSA		DNP													
Nov. 20	vs. Mississippi State		3	1-3	0-0	0-0	1	0	1	0	0	0	0	0	2	-1
Nov. 21	vs. Nebraska		DNP													
Nov. 25	@Indiana		0+	0-0	0-0	0-0	0	0	0	0	0	0	0	0	0	3
Dec. 1	BOWLING GREEN		DNP													
Dec. 6	SETON HALL		DNP													
Dec. 8	MISSISSIPPI VALLEY		DNP													
Dec. 13	@Creighton		DNP													
Dec. 20	SOUTH DAKOTA		DNP													
Dec. 28	ULM		DNP													
Jan. 3	BYU*		DNP													
Jan. 7	@Arizona*		DNP													
Jan. 10	@Arizona State*		DNP													
Jan. 14	UCF*		DNP													
Jan. 17	@Oklahoma State*		DNP													
Jan. 20	UTAH*		DNP													
Jan. 24	KANSAS*		DNP													
Jan. 27	@West Virginia*		DNP													
Feb. 1	IOWA STATE*		DNP													
Feb. 7	@TCU*		DNP													
Feb. 11	CINCINNATI*		DNP													
Feb. 14	@Houston*		DNP													
Feb. 17	BAYLOR*		DNP													
Feb. 21	@Texas Tech*															
Feb. 25	@Colorado*															
Feb. 28	TCU*															
Mar. 3	WEST VIRGINIA*															
Mar. 7	@Kansas*															

## OSEI'S CAREER STATS

YEAR	GP	GS	Min	Avg.	FGM	FGA	Pct.	3FGM	3FGA	Pct.	FTM	FTA	Pct.	Off	Def	Tot	Avg.	PF	Ast	TO	Blk	Stl	Pts	Avg.
*2024-25 (Fr.)	26	25	550	21.2	113	177	.638	0	0	.000	59	86	.686	75	108	183	7.0	49	20	27	28	4	285	11.0
2025-26 (So.)	3	0	9	2.9	1	3	.333	0	0	.000	0	0	.000	2	1	3	1.0	1	0	3	0	0	2	0.7
<b>Totals</b>	<b>3</b>	<b>0</b>	<b>9</b>	<b>2.9</b>	<b>1</b>	<b>3</b>	<b>.333</b>	<b>0</b>	<b>0</b>	<b>.000</b>	<b>0</b>	<b>0</b>	<b>.000</b>	<b>2</b>	<b>1</b>	<b>3</b>	<b>1.0</b>	<b>1</b>	<b>0</b>	<b>3</b>	<b>0</b>	<b>0</b>	<b>2</b>	<b>0.7</b>

\*played at Casper College



# 34

G | SR-TR



# NATE JOHNSON

G | 6-3 | 215 | Sr.-TR | Liberty Township, Ohio | Lakota East | Akron

X @NateJohnson34 / Instagram loyalty.natejohnson

2024-25 MAC Player of the Year | MAC Defensive Player of the Year  
2025 MAC Tournament MVP | 2025 Lou Henson Award finalist

## SUPERLATIVES

	FR	SO	JR	SR	CAR
10+ Points	5	9	26	16	56
15+ Points	—	2	13	6	21
20+ Points	—	—	6	3	9
30+ Points	—	—	1	1	2
10+ Rebounds	—	—	1	1	2
3+ Assists	1	4	23	20	48
Multiple Steals	10	7	18	16	51
2+ Blocks	—	—	6	1	7
Double-Doubles	—	—	1	2	3

## PERSONAL HIGHS

<b>Points</b>	33 vs. Baylor (2/17/26)
<b>Career</b>	33 vs. Baylor (2/17/26)
<b>Big 12</b>	33 vs. Baylor (2/17/26)
<b>Field Goals Made</b>	11 vs. Baylor (2/17/26)
<b>Season</b>	12 vs. Toledo (1/14/25)
<b>Big 12</b>	11 vs. Baylor (2/17/26)
<b>Field Goals Attempted</b>	16 vs. Baylor (2/17/26)
<b>Season</b>	23 vs. Toledo (1/14/25)
<b>Big 12</b>	16 vs. Baylor (2/17/26)
<b>3-Point Field Goals Made</b>	6 vs. UNC Greensboro (11/4/25)
<b>Season</b>	6 vs. UNC Greensboro (11/4/25)
<b>Big 12</b>	5 vs. Baylor (2/17/26)
<b>3-Point Field Goals Attempted</b>	9 at Oklahoma State (1/17/26)
<b>Season</b>	9 at Oklahoma State (1/17/26)
<b>Big 12</b>	9 at Oklahoma State (1/17/26)
<b>Free Throws Made</b>	7 at Arizona (1/7/26)
<b>Season</b>	11 vs. Arizona (3/21/25)
<b>Big 12</b>	7 at Arizona (1/7/26)
<b>Free Throws Attempted</b>	7 at Arizona (1/7/26)
<b>Season</b>	12 vs. Arizona (3/21/25)
<b>Big 12</b>	7 at Arizona (1/7/26)
<b>Rebounds</b>	10 at Houston (2/14/26)
<b>Season</b>	10, twice
<b>Big 12</b>	10 at Houston (2/14/26)
<b>Assists</b>	11 at TCU (2/7/26)
<b>Season</b>	11 at TCU (2/7/26)
<b>Big 12</b>	11 at TCU (2/7/26)
<b>Blocked Shots</b>	2 at TCU (2/7/26)
<b>Season</b>	3 vs. Western Michigan (2/11/25)
<b>Big 12</b>	2 at TCU (2/7/26)
<b>Steals</b>	6, twice
<b>Season</b>	6, twice
<b>Big 12</b>	6, twice
<b>Minutes</b>	40 at Houston (2/14/26)
<b>Season</b>	40 at Houston (2/14/26)
<b>Big 12</b>	40 at Houston (2/14/26)

## SEASON STATS

PPG	RPG	APG	FG%	3FG%	FT%
12.0	4.8	4.6	44.4	39.8	86.8

## JOHNSON AT A GLANCE

- ▶ Has started the first 26 games, averaging 32.0 minutes per game... Has now seen action in 118 career games, including 86 starts.
- ▶ Has scored in double figures in 16 games, including 3 games of 20 or more points... Had a career-high 33 points in the win over Baylor (2/17/26), going 11-of-16 from the field, including 5-of-8 from beyond the arc, and a perfect 6-of-6 from the line... Also had 20-point games vs. UNC Greensboro (11/4/25) and Cal (11/13/25)... Seven times has scored in double figures in Big 12 play.
- ▶ Has now scored in double figures in 56 games with 9 20-point games and 2 30-point games... Previous career-high of 31 points came vs. Toledo (3/14/25).
- ▶ First Wildcat and 7th Division I player to record a stat line of at least 30 points, 9 assists and 6 steals vs. Baylor (2/17/26).
- ▶ Posted highs in assists (11) and steals (6) to go with 13 points at TCU (2/7/26) to collect his first double-double of the year... Had a second double-double with 12 points and a game-high 10 rebounds at No. 3/3 Houston (2/14/26).
- ▶ Ranks 2nd on the team with 51 3-pointers, including 2 or more in 15 games.
- ▶ Leads the team in assists with 119, including 62 in the last 10 games... Dished out a career-high 11 at TCU (2/7/26)... Has 307 in his career.
- ▶ One of the active Division I leaders in steals with 180 in his career, averaging 1.4 per game... Team leader in steals with 57... Has at least 2 steals in 16 games.

## LAST GAME (vs. Baylor (2/17/26))

MIN	PTS	REBS	ASTS	BLKS	STLS
39	33	5	9	0	6

## TOP PERFORMANCES

- ▶ Played a career-best 40 minutes at No. 3/3 Houston (2/14/26).
- ▶ Scored a career-high 33 points vs. Baylor (2/17/26) on 11-of-16 field goals, including 5-of-8 from 3-point range, and 6-of-6 from the line.
- ▶ Tallied second career double-double at TCU (2/7/26), dishing out a career-high 11 assists to go with 13 points, 6 steals, 4 rebounds and 2 blocks.
- ▶ Tied a then career-high with 10 assists vs. UCF (1/14/26) to go with 7 points, 6 rebounds, 3 steals and 1 block in 30 minutes.
- ▶ Scored a career-high 31 points in the Zips' win over Toledo in the semifinals of the MAC Tournament, connecting on 10-of-16 field goals and 8-of-8 free throws.
- ▶ Nearly had a triple-double in his first career game as Wildcat with a season-high 22 points to go with 9 rebounds and 9 assists in 31 minutes.

## BACKGROUND

- ▶ Transferred to K-State in May 2025 after 3 seasons at Akron (2022-25), where he was part of 74 wins, 3 MAC Championships (1 regular season and 2 tournament titles) and 2 NCAA Tournament appearances (2024, 2025).
- ▶ Coming off a career year in 2024-25, becoming the first player in Akron history to be named both the MAC Player and Defensive Player of the Year in the same season and the first since Ball State's **Bonzi Wells** in 1998.

## 2025-26 GAME-BY-GAME STATISTICS

Date	Opponent	GS	MIN	FG	3PT	FT	O	D	TR	PF	AST	TO	BLK	STL	PTS	+/-
Nov. 4	UNC GREENSBORO	*	31	8-11	6-7	0-0	1	8	9	3	9	1	0	2	22	47
Nov. 8	BELLARMINE	*	35	3-7	1-3	2-2	1	6	7	2	4	2	1	2	9	21
Nov. 13	CALIFORNIA	*	29	9-11	2-3	0-2	0	3	3	3	2	4	0	2	20	5
Nov. 17	TULSA	*	35	2-7	1-4	0-0	3	6	9	4	4	1	0	1	5	0
Nov. 20	vs. Mississippi State	*	29	6-11	2-5	0-0	1	3	4	3	4	2	0	2	14	11
Nov. 21	vs. Nebraska	*	37	4-10	2-6	2-2	0	5	5	2	4	1	0	0	12	-8
Nov. 25	@Indiana	*	33	3-9	2-6	5-6	0	5	5	2	2	4	0	2	13	-21
Dec. 1	BOWLING GREEN	*	32	2-6	0-1	0-0	0	4	4	2	2	1	0	2	4	-4
Dec. 6	SETON HALL	*	32	4-10	1-6	2-2	3	4	7	3	0	3	0	0	11	-17
Dec. 8	MISSISSIPPI VALLEY	*	21	5-7	2-3	2-2	1	2	3	1	6	0	0	5	14	37
Dec. 13	@Creighton	*	32	3-10	2-7	0-0	1	3	4	1	6	2	1	4	8	2
Dec. 20	SOUTH DAKOTA	*	23	5-7	2-3	3-4	0	3	3	2	4	0	1	5	15	23
Dec. 28	ULM	*	33	4-7	4-7	2-3	2	4	6	3	4	2	0	1	14	10
Jan. 3	BYU*	*	31	0-5	0-3	0-0	0	3	3	3	1	4	0	3	0	-3
Jan. 7	@Arizona*	*	29	3-13	2-5	7-7	0	4	4	2	2	0	0	1	15	-11
Jan. 10	@Arizona State*	*	26	2-6	1-4	2-2	2	0	2	5	3	3	1	0	7	-3
Jan. 14	UCF*	*	30	2-9	1-7	2-2	0	6	6	4	10	1	1	3	7	-2
Jan. 17	@Oklahoma State*	*	28	5-13	4-8	0-0	0	4	4	3	5	3	0	0	14	2
Jan. 20	UTAH*	*	35	5-9	3-5	4-4	1	4	5	0	6	2	0	0	17	13
Jan. 24	KANSAS*	*	35	2-8	1-5	0-0	0	3	3	3	4	1	0	0	5	-21
Jan. 27	@West Virginia*	*	39	5-9	3-5	0-0	2	6	8	2	4	3	0	3	13	-7
Feb. 1	IOWA STATE*	*	32	4-10	0-3	0-0	1	0	1	0	5	2	0	3	8	-30
Feb. 7	@TCU*	*	37	5-11	1-6	2-3	1	3	4	1	11	2	2	6	13	-10
Feb. 11	CINCINNATI*	*	32	2-8	0-3	2-2	0	2	2	3	4	1	0	0	6	-30
Feb. 14	@Houston*	*	40	3-11	3-5	3-4	2	8	10	4	4	2	1	3	12	-14
Feb. 17	BAYLOR*	*	39	11-16	5-8	6-6	1	4	5	3	9	6	0	6	33	19
Feb. 21	@Texas Tech*															
Feb. 25	@Colorado*															
Feb. 28	TCU*															
Mar. 3	WEST VIRGINIA*															
Mar. 7	@Kansas*															

## JOHNSON'S CAREER STATS


YEAR	GP	GS	Min	Avg.	FGM	FGA	Pct.	3FGM	3FGA	Pct.	FTM	FTA	Pct.	Off	Def	Tot	Avg.	PF	Ast	TO	Blk	Stl	Pts	Avg.
*2022-23 (Fr.)	33	5	653	19.8	58	115	.504	21	50	.420	10	15	.667	29	67	96	2.9	55	28	33	1	34	147	4.5
*2023-24 (So.)	24	21	567	23.6	68	157	.433	19	60	.317	21	28	.750	19	59	78	3.3	52	39	22	2	28	176	7.3
*2024-25 (Jr.)	35	34	1052	30.1	169	385	.439	37	123	.301	114	142	.803	35	136	171	4.9	72	120	63	18	61	489	14.0
2025-26 (Sr.)	26	26	832	32.0	107	241	.444	51	128	.398	46	53	.868	23	103	126	4.8	64	119	53	7	57	311	12.0
<b>Totals</b>	<b>118</b>	<b>86</b>	<b>3117</b>	<b>26.4</b>	<b>402</b>	<b>898</b>	<b>.448</b>	<b>128</b>	<b>361</b>	<b>.355</b>	<b>191</b>	<b>238</b>	<b>.803</b>	<b>106</b>	<b>365</b>	<b>471</b>	<b>4.0</b>	<b>243</b>	<b>307</b>	<b>171</b>	<b>28</b>	<b>180</b>	<b>1123</b>	<b>9.5</b>

\*at Akron

Wildcats

# 47

W | FR.-FY



# ANDREJ KOSTIC

W | 6-6 | 210 | Fr.-FY | Belgrade, Serbia | Crvena zvezda Meridian bet Beograd

andrrejkostic

## SUPERLATIVES

	FR	SO	JR	SR	CAR
10+ Points	1	—	—	—	1
15+ Points	—	—	—	—	—
20+ Points	—	—	—	—	—
2+ 3FGM	4	—	—	—	4
5+ Rebounds	1	—	—	—	1
3+ Assists	2	—	—	—	2
Multiple Steals	1	—	—	—	1
2+ Blocks	—	—	—	—	—
Double-Doubles	—	—	—	—	—

## PERSONAL HIGHS

<b>■ Points</b>	
Season	12 vs. Kansas (1/24/26)
Career	39 vs. Joker S (2/8/25)
Big 12	12 vs. Kansas (1/24/26)
<b>■ Field Goals Made</b>	
Season	4 vs. Kansas (1/24/26)
Career	13 vs. Joker S (2/8/25)
Big 12	4 vs. Kansas (1/24/26)
<b>■ Field Goals Attempted</b>	
Season	7, 3 times
Career	20 vs. Joker S (2/8/25)
Big 12	7, twice
<b>■ 3-Point Field Goals Made</b>	
Season	4 vs. Kansas (1/24/26)
Career	8 vs. Joker S (2/8/25)
Big 12	4 vs. Kansas (1/24/26)
<b>■ 3-Point Field Goals Attempted</b>	
Season	7 vs. Kansas (1/24/26)
Career	14 vs. Joker S (2/8/25)
Big 12	7 vs. Kansas (1/24/26)
<b>■ Free Throws Made</b>	
Season	3 vs. UNC Greensboro (11/4/25)
Career	10 vs. Zlatibor (3/29/25)
Big 12	2 vs. Iowa State (2/1/26)
<b>■ Free Throws Attempted</b>	
Season	4 vs. UNC Greensboro (11/4/25)
Career	12 vs. Zlatibor (3/29/25)
Big 12	2, twice
<b>■ Rebounds</b>	
Season	5 vs. UNC Greensboro (11/4/25)
Career	10 vs. Sloga KR (3/17/24)
Big 12	4 vs. Kansas (1/24/26)
<b>■ Assists</b>	
Season	3, twice
Career	8 vs. Sloga KR (3/17/24)
Big 12	2, twice
<b>■ Blocked Shots</b>	
Season	1, twice
Career	3 vs. Joker S. (2/8/25)
Big 12	1 at Arizona (1/7/26)
<b>■ Steals</b>	
Season	3 vs. Iowa State (2/1/26)
Career	5 vs. NGT Belgrade (3/2/24)
Big 12	3 vs. Iowa State (2/1/26)
<b>■ Minutes</b>	
Season	27 vs. Iowa State (2/1/26)
Career	36, twice
Big 12	27 vs. Iowa State (2/1/26)

## KOSTIC'S CAREER STATS

YEAR	GP	GS	Min	Avg.	FGM	FGA	Pct.	3FGM	3FGA	Pct.	FTM	FTA	Pct.	Off	Def	Tot	Avg.	PF	Ast	TO	Blk	Stl	Pts	Avg.
2022-23 (Age 15)	3	0	41	13.5	5	12	.417	3	9	.333	0	0	.000	3	6	9	3.0	8	4	2	0	1	13	4.3
2023-24 (Age 16)	10	7	237	23.7	57	123	.463	16	60	.267	36	49	.735	8	38	46	4.6	19	6	24	1	18	166	16.6
2024-25 (Age 17)	41	8	917	22.4	180	415	.434	91	249	.365	114	149	.765	4	98	102	2.5	62	105	97	8	24	565	13.8
2025-26 (Fr.)	17	0	215	12.7	25	73	.342	18	52	.346	7	9	.778	10	21	31	1.8	22	21	13	2	7	75	4.4
<b>Totals</b>	<b>17</b>	<b>0</b>	<b>215</b>	<b>12.7</b>	<b>25</b>	<b>73</b>	<b>.342</b>	<b>18</b>	<b>52</b>	<b>.346</b>	<b>7</b>	<b>9</b>	<b>.778</b>	<b>10</b>	<b>21</b>	<b>31</b>	<b>1.8</b>	<b>22</b>	<b>21</b>	<b>13</b>	<b>2</b>	<b>7</b>	<b>75</b>	<b>4.4</b>

\*played with several club teams, including Crvena zvezda Meridian bet Beograd

## SEASON STATS

PPG	RPG	APG	FG%	3FG%	FT%
4.4	1.8	1.2	34.2	34.6	77.8

## KOSTIC AT A GLANCE

- ▶ Has come off the bench in 17 games, averaging 12.7 minutes per game... Played a season-high 27 minutes vs. No. 8/9 Iowa State (2/1/26).
- ▶ Had missed the last 3 games due to an injury in practice before returning to play 12 minutes in the win over Baylor (2/17/26).
- ▶ Has scored in 14 games, including a season-high 12 points vs. No. 19/19 Kansas (1/24/26), which came on a season-high 4 made 3-pointers... Also had 9 points vs. UNC Greensboro (11/4/25) and 8 points vs. No. 8/9 Iowa State (2/1/26).
- ▶ Has gone 11-of-25 from 3-point range in the last 5 games after going 7-of-27 in the first 12 games played this season... Had a season-high 4 made 3-pointers vs. No. 19/19 Kansas (1/24/26).
- ▶ Grabbed a season-high 5 rebounds vs. UNC Greensboro (11/4/25), while he had 4 boards vs. No. 19/19 Kansas (1/24/26).
- ▶ Snagged a season-best 3 steals vs. No. 8/9 Iowa State (2/1/26).
- ▶ Twice dished out a season-high 3 assists (vs. Mississippi Valley, ULM).
- ▶ Considered one of the top prospects in Europe, earning all-tournament honors at the 2025 Adidas Eurocamp (May 31-June 2) in Treviso, Italy... The Adidas Eurocamp in the premier pre-draft scouting event for player ages 16-22.

## LAST GAME (vs. Baylor (2/17/26))

MIN	PTS	REBS	ASTS	BLKS	STLS
12	7	0	1	0	0

## TOP PERFORMANCES

- ▶ Scored a career-high 39 points vs. Joker S. (2/8/25) while with Crvena zvezda Meridian on 13-of-20 field goals, including 8-of-14 from 3-point range.
- ▶ Posted double-figure points for the first time this season with 12 points vs. No. 19/19 Kansas (1/24/26) on 4-of-7 shooting, all from 3-point range.
- ▶ Tallied 8 points, a season-best 3 steals and 2 rebounds vs. No. 8/9 Iowa State (2/1/26) in a season-high 27 minutes.
- ▶ Scored 9 points in the opener vs. UNC Greensboro (11/4/25).

## BACKGROUND

- ▶ Kostic is the first-ever Serbian-born basketball player at K-State... One of just 24 foreign-born players in school history, and one of 7 players from Europe.
- ▶ A member of the Serbian U18 and U19 National Teams, winning the gold medal at the 2023 European U18 Championship and a silver medal at the 2024 European U18 Championship... Played on Serbia's U19 National Team at the 2025 U19 World Cup, helping the team to 3 straight wins to end the tournament.

## 2025-26 GAME-BY-GAME STATISTICS

Date	Opponent	GS	MIN	FG	3PT	FT	O	D	TR	PF	AST	TO	BLK	STL	PTS	+/-
Nov. 4	UNC GREENSBORO		17	2-7	2-4	3-4	2	3	5	0	0	4	0	0	9	9
Nov. 8	BELLARMINE		9	1-2	1-1	0-0	1	0	1	2	1	0	0	0	3	-1
Nov. 13	CALIFORNIA		9	2-4	0-2	0-0	1	0	1	0	0	1	1	1	4	8
Nov. 17	TULSA		10	2-5	1-3	0-0	0	2	2	0	2	0	0	0	5	-1
Nov. 20	vs. Mississippi State		16	2-6	2-5	1-1	1	1	2	1	2	0	0	0	7	8
Nov. 21	vs. Nebraska		2	0-2	0-2	0-0	0	0	0	0	0	0	0	0	0	-3
Nov. 25	@Indiana		10	1-2	0-0	0-0	2	0	2	2	1	1	0	0	2	8
Dec. 1	BOWLING GREEN		DNP													
Dec. 6	SETON HALL		DNP													
Dec. 8	MISSISSIPPI VALLEY		12	1-4	0-3	0-0	2	2	4	2	3	1	0	1	2	12
Dec. 13	@Creighton		DNP													
Dec. 20	SOUTH DAKOTA		14	2-5	1-3	0-0	0	1	1	3	2	0	0	1	5	-2
Dec. 28	ULM		8	1-4	0-2	0-0	1	2	3	1	3	1	0	0	2	1
Jan. 3	BYU*		DNP													
Jan. 7	@Arizona*		15	0-2	0-1	0-0	0	0	0	1	2	1	1	0	0	-10
Jan. 10	@Arizona State*		1	0-2	0-1	0-0	0	0	0	0	0	0	0	0	0	1
Jan. 14	UCF*		DNP													
Jan. 17	@Oklahoma State*		DNP													
Jan. 20	UTAH*		14	2-4	2-3	0-0	0	2	2	1	2	0	0	0	0	-5
Jan. 24	KANSAS*		23	4-7	4-7	0-0	0	4	4	1	0	1	0	1	12	-12
Jan. 27	@West Virginia*		19	1-5	1-5	0-0	2	2	2	2	1	1	0	0	3	9
Feb. 1	IOWA STATE*		27	2-7	2-6	2-2	0	2	2	4	1	1	0	3	8	-14
Feb. 7	@TCU*		DNP													
Feb. 11	CINCINNATI*		DNP													
Feb. 14	@Houston*		DNP													
Feb. 17	BAYLOR*		12	2-5	2-4	1-2	0	0	0	2	1	1	0	0	7	6
Feb. 21	@Texas Tech*															
Feb. 25	@Colorado*															
Feb. 28	TCU*															
Mar. 3	WEST VIRGINIA*															
Mar. 7	@Kansas*															

Wildcats



# K-STATE BROADCAST NOTES

**2025-26  
Record/Conf:**  
11-15/2-11 Big 12

**National Rankings:**  
nr / AP  
nr / Coaches

**Last Game:**  
Defeated Baylor,  
90-74  
Feb. 17, 2026

**Next Game:**  
Feb. 21, 2026  
at 13/13 Texas Tech

**Interim  
Head Coach:**  
**Matthew Driscoll**  
(Slippery Rock '92)  
**KS:** 1-0 / 1st  
**CAR:** 275-341 / 21st

**Assistants**  
Jareem Dowling  
Rodney Perry  
Anthony Winchester  
Bill Peterson

**2025-26  
Schedule**

@Missouri, L 91-100  
Newman, W 112-90  
UNCG, W 93-64  
Bellarmine, W 98-71  
California, W 99-96  
Tulsa, W 84-83

vs. Miss. St., W 98-77  
vs. Nebraska, L 85-86  
@Indiana, W 86-69

Bowling Green, L 66-82  
Seton Hall, L 67-78  
Miss. Valley, W 108-49  
@Creighton, W 83-76  
South Dakota, W 106-76

ULM, W 94-85  
BYU\*, L 73-83

@Arizona\*, L 76-101  
@Arizona State\*, L 84-87  
UCF\*, L 73-82

@Okla. State\*, L 83-84  
Utah\*, W 81-78  
Kansas\*, L 62-86

@West Virginia\*, L 54-59  
Iowa State\*, L 61-95

@TCU\*, L 82-84  
Cincinnati\*, L 62-91  
@Houston\*, L 64-78  
Baylor\*, W 90-76

@Texas Tech\*  
@Colorado\*  
TCU\*

West Virginia\*  
@Kansas\*

^exhibition  
\*Big 12



0

## ELIAS

### RAPIQUE

uh-LEE-us RUH-pee-ECK  
**W / Jr. / 6-9 / 225**  
Berlin, Germany  
[ALBA Berlin]

SEASON / CAREER STATS								
GP/GS	PPG	RPG	APG	SPG	FG%	3FG%	FT%	
'24-25	62/11	5.7	2.8	1.6	0.9	43.3	26.7	61.5
Season	15/12	4.1	2.8	1.6	0.9	44.4	36.8	37.5
Big 12	—	—	—	—	—	—	—	—
Career	15/12	4.1	2.8	1.6	0.9	44.4	36.8	37.5

CAREER-HIGHS	
<b>PTS</b>	27
<b>REB</b>	12
<b>AST</b>	11
<b>STL</b>	7
<b>MIN</b>	36

**QUICK NOTES**  
**LAST:** 8 points (3-6 FG, 2-4 3FG, 0-0 FT), 2 rebs in 21 mins at Arizona State (1/10/26)  
► One of 5 international players on the roster and the first German-born Wildcat.  
► Was a member of the German U18 and U20 National Teams.  
► Grew up with the ALBA Berlin club, making his debut at the age of 17 in 2021-22.  
► Played in 53 games with ALBA in 2024-25 between Euroleague and the BBL.



1

## ABDI

### BASHIR JR.

OB-b-dee BUH-sheer  
**G / Jr. / 6-7 / 175**  
Omaha, Neb.  
[Monmouth]

SEASON / CAREER STATS								
GP/GS	PPG	RPG	APG	SPG	FG%	3FG%	FT%	
'24-25	33/32	20.1	2.6	2.2	0.5	37.7	38.3	86.8
Season	18/18	13.2	2.2	2.3	0.5	42.1	44.4	68.8
Big 12	—	—	—	—	—	—	—	—
Career	84/50	13.2	1.9	1.5	0.4	38.6	39.9	83.8

CAREER-HIGHS	
<b>PTS</b>	38
<b>REB</b>	6
<b>AST</b>	7
<b>STL</b>	3
<b>MIN</b>	48

**QUICK NOTES**  
**LAST:** 15 points (5-14 FG, 5-11 3FG, 0-0 FT), 2 rebs, 1 stl in 34 mins at Okla. St. (1/17/26)  
► Transfer from Monmouth, where he played in 66 games with 32 starts.  
► One of the top scorers in 2024-25, leading the CAA and 16th nationally at 20.1 ppg.  
► A big threat from 3-point range in 2024-25, leading the NCAA in 3-pt/game (3.85).  
► Has scored in double-figure points in 50 of 84 career games, including 16 20-point games.



2

## EXAVIER WILSON

**G / Fr. / 6-1 / 170**  
Columbia, Mo.  
[Father Tolton Catholic]

SEASON / CAREER STATS								
GP/GS	PPG	RPG	APG	SPG	FG%	3FG%	FT%	
'24-25	—	—	—	—	—	—	—	—
Season	—	—	—	—	—	—	—	—
Big 12	—	—	—	—	—	—	—	—
Career	—	—	—	—	—	—	—	—

CAREER-HIGHS	
<b>PTS</b>	—
<b>REB</b>	—
<b>AST</b>	—
<b>STL</b>	—
<b>MIN</b>	—

**QUICK NOTES**  
**LAST:** 0 points (0-0 FG, 0-0 3FG, 0-0 FT) in 3 mins vs. Newman (10/31/25)  
► Scored more than 1,700 career points in his prep career behind only Michael Porter Jr.  
► Averaged 20.6 points, 6.8 rebounds and 3.8 assists as a senior in 2024-25.  
► Was a 3-time MBCA Class 4 All-State selection and 2-time District 9 Player of the Year.  
► Led Tolton Catholic to 4 consecutive District 4 Championships.



3

## C.J.

### JONES

**G / Jr. / 6-5 / 195**  
East St. Louis, Ill.  
[UIC]

SEASON / CAREER STATS								
GP/GS	PPG	RPG	APG	SPG	FG%	3FG%	FT%	
'24-25	33/9	5.7	1.7	1.5	0.5	40.7	30.9	67.4
Season	25/0	3.3	1.8	1.3	0.5	29.9	22.4	87.5
Big 12	—	—	—	—	—	—	—	—
Career	120/59	6.9	2.3	2.5	0.7	38.6	32.3	66.9

CAREER-HIGHS	
<b>PTS</b>	25
<b>REB</b>	7
<b>AST</b>	14
<b>STL</b>	5
<b>MIN</b>	47

**QUICK NOTES**  
**LAST:** 3 points (1-2 FG, 0-0 3FG, 1-1 FT), 1 reb, 1 ast, 1 stl in 10 mins vs. Baylor (2/17/26)  
► One of 4 returning lettermen, who played in all 33 games with 9 starts in 2024-25.  
► Started his career at UIC (2022-24), where he led the Flames in assists in 2023-24.  
► Has 32 career double-digit scoring games in career, including 3 20-point efforts.  
► Has 2 career points/assists double-doubles, both coming vs. Missouri Valley competition.



4

## P.J.

### HAGGERTY

**WOODEN AWARD LIST**  
**G / Jr. / 6-4 / 195**  
Crosby, Texas  
[Memphis]

SEASON / CAREER STATS								
GP/GS	PPG	RPG	APG	SPG	FG%	3FG%	FT%	
'24-25	35/35	21.7	5.8	3.7	1.8	47.6	36.4	81.8
Season	26/26	23.7	5.1	4.0	1.2	49.4	36.4	70.3
Big 12	—	—	—	—	—	—	—	—
Career	98/92	20.9	5.2	3.7	1.6	48.7	34.3	77.1

CAREER-HIGHS	
<b>PTS</b>	42
<b>REB</b>	10
<b>AST</b>	11
<b>STL</b>	7
<b>MIN</b>	44

**QUICK NOTES**  
**LAST:** 34 points (15-23 FG, 1-2 3FG, 3-4 FT), 5 rebs, 3 asts, 2 stls in 38 min vs. Baylor (2/17/26)  
► Consensus Second Team All-American at Memphis, where he ranked 3rd in scoring (21.7 ppg.).  
► Only D1 player to average at least 21 ppg., 5.0 rpg., 4.0 apg., 1.0 spg. in each of last 3 years.  
► Just eclipsed 2,000 points in his career, including 90 double-digit scoring games.  
► Currently ranks 2nd in scoring, total points, field goals made and attempts in the NCAA.



6

## MARCUS JOHNSON

**W / Sr. / 6-7 / 265**  
Akron, Ohio  
[Bowling Green]

SEASON / CAREER STATS								
GP/GS	PPG	RPG	APG	SPG	FG%	3FG%	FT%	
'24-25	32/32	16.2	5.0	1.8	0.9	43.0	39.4	89.8
Season	11/0	2.4	1.2	0.5	0.0	27.6	30.8	100.0
Big 12	—	—	—	—	—	—	—	—
Career	99/86	16.7	5.8	2.0	1.1	45.8	40.5	87.3

CAREER-HIGHS	
<b>PTS</b>	34
<b>REB</b>	15
<b>AST</b>	9
<b>STL</b>	4
<b>MIN</b>	44

**QUICK NOTES**  
**LAST:** 1 point (0-1 FG, 0-1 3FG, 0-0 FTs) in 1+ min at Houston (2/14/26)  
► Transfer from Bowling Green, where he started all 32 games for the Falcons.  
► Started his career at NJCAA's Parkland College before 2 years at D2 Wheeling College.  
► Has scored more than 1,900 points in college, including 1,600 at Division I and/or I.W. Welles.  
► Has double-digit points in 87 of 116 career games, including 42 20-point games.



10

## DAVID CASTILLO

**G / So. / 6-1 / 180**  
Bartlesville, Okla.  
[Sunrise Christian]

SEASON / CAREER STATS								
GP/GS	PPG	RPG	APG	SPG	FG%	3FG%	FT%	
'24-25	32/2	2.4	0.6	0.8	0.4	22.1	25.4	88.0
Season	26/10	11.2	2.3	1.8	0.4	42.1	37.5	80.5
Big 12	—	—	—	—	—	—	—	—
Career	58/12	6.4	1.3	1.2	0.4	36.9	33.5	83.3

CAREER-HIGHS	
<b>PTS</b>	22
<b>REB</b>	5
<b>AST</b>	5
<b>STL</b>	3
<b>MIN</b>	40

**QUICK NOTES**  
**LAST:** 7 points (2-9 FG, 0-3 3FG, 3-4 FT), 1 reb, 1 ast, 3 stls in 38 mins vs. Baylor (2/17/26)  
► Has played in all 26 games with 10 starts; posted first Big 12 20-point game vs. Utah.  
► The lone true freshman in 2024-25, playing in 32 of 33 games with 2 starts.  
► Scored nearly 1,700 points in his prep career, mostly at Bartlesville High School.  
► Played for former Wildcat Clent Stewart at Bartlesville High School.



14

## IBEWI MOGEIWURUKA

EE-kay-gah-roo-KAY  
**G / Jr. / 6-6 / 220**  
Galway, Ireland  
[Ellsworth CC]

SEASON / CAREER STATS								
GP/GS	PPG	RPG	APG	SPG	FG%	3FG%	FT%	
'24-25	24/0	2.1	2.4	0.1	0.6	60.0	—	52.9
Season	10/1	1.9	2.0	0.4	0.8	57.1	—	50.0
Big 12	—	—	—	—	—	—	—	—
Career	34/1	2.1	2.3	0.2	0.6	59.2	—	52.2

CAREER-HIGHS	
<b>PTS</b>	8
<b>REB</b>	7
<b>AST</b>	2
<b>STL</b>	3
<b>MIN</b>	34

**QUICK NOTES**  
**LAST:** 4 points (2-2 FG, 0-0 3FG, 0-0 FT), 2 stls in 6 mins at Arizona (1/7/26)  
► One of 4 returning lettermen, playing in 24 games after playing at NJCAA D2 level.  
► Averaged a double-double in leading the Panthers to 4th-place finish at NJCAA D2 Champ.  
► Earned 2024 NJCAA Division II Second Team All-American honors in 2023-24.  
► A native of Ireland who played for two clubs teams in Czech Republic from 2020-23.



15

## TAJ MANNING

**W / Jr. / 6-7 / 230**  
Grandview, Mo.  
[La Lumiere [Ind.]]

SEASON / CAREER STATS								
GP/GS	PPG	RPG	APG	SPG	FG%	3FG%	FT%	
'24-25	8/0	0.8	0.8	0.0	0.1	50.0	50.0	—
Season	24/10	3.5	4.8	1.0	0.7	48.5	17.4	73.7
Big 12	—	—	—	—	—	—	—	—
Career	46/12	2.3	3.0	0.6	0.4	50.0	23.3	65.4

CAREER-HIGHS	
<b>PTS</b>	10
<b>REB</b>	9
<b>AST</b>	4
<b>STL</b>	3
<b>MIN</b>	35

**QUICK NOTES**  
**LAST:** 0 points (0-1 FG, 0-0 3FG, 0-0 FT), 8 rebs, 2 asts in 31 mins vs. Baylor (2/17/26)  
► Due to injuries has started 11 of the last 13 games, including 10 in a row.  
► Has scored in 23 games, including a best 10 points vs. UCF (1/14/26), at Houston (2/14/26).  
► One of 4 returning lettermen who played in 8 games in 2024-25.  
► Local product who won state titles at Grandview and Bishop Miege High Schools.



21

## KHAMARI MCGRIFF

Kuh-MAR-ee  
**W / Sr. / 6-9 / 230**  
Tallahassee, Fla.  
[UNC Wilmington]

SEASON / CAREER STATS								
GP/GS	PPG	RPG	APG	BPG	FG%	3FG%	FT%	
'24-25	34/12	11.5	4.0	0.7	0.4	65.1	66.7	69.3
Season	22/22	9.2	4.0	1.2	1.1	73.0	20.0	68.0
Big 12	—	—	—	—	—	—	—	—
Career	107/64	6.9	3.3	0.6	0.9	69.2	37.5	67.6

CAREER-HIGHS	
<b>PTS</b>	34
<b>REB</b>	12
<b>AST</b>	3
<b>BLK</b>	4
<b>MIN</b>	33

**QUICK NOTES**  
**LAST:** 4 points (2-3 FG, 0-0 3FG, 0-0 FT), 1 reb, 1 ast, 2 blks in 20 mins vs. Baylor (2/17/26)  
► Has one of the top FG% in the nation going 2-of-2 or better from the field in 6 games.  
► Transfer from UNC Wilmington, where he played in 85 games with 42 starts.  
► Has a career 69.4 FG% while averaging just under 4 field goal attempts per game.  
► Has scored in double figures in 32 games with two 20-point game and one 30-point game.



22

## DORIN BUCA

DOOR-reen BOO-cah  
**C / Jr. / 7-2 / 254**  
Perugia, Italy  
[Akern Libertas Livorno]

SEASON / CAREER STATS								
GP/GS	PPG	RPG	APG	BPG	FG%	3FG%	FT%	
'24-25	43/12	5.6	5.3	0.2	1.2	60.8	—	49.4
Season	25/4	3.4	3.6	0.6	1.4	50.8	20.0	53.3
Big 12	—	—	—	—	—	—	—	—
Career	25/4	3.4	3.6	0.6	1.4	50.8	20.0	53.3

CAREER-HIGHS	
<b>PTS</b>	15
<b>REB</b>	12
<b>AST</b>	3
<b>BLK</b>	5
<b>MIN</b>	33