

10-4

## NUMBER TO KNOW

K-State is 10-4 when scoring 80 or more points



K-STATE

MEN'S BASKETBALL  
// 2025-26 GAME NOTES

32 NCAA TOURNAMENTS ■ 4 FINAL FOUR [1948, 1951, 1958, 1964] ■ 21 CONFERENCE TITLES

## K-STATE WILDCATS

## GAME 26

## BAYLOR BEARS

10-15 OVERALL	1-11 BIG 12	100 NET	101 KenPom
MATTHEW DRISCOLL INTERIM HEAD COACH (Slippery Rock '92)	0-0 RECORD AT K-STATE / 1st SEASON	274-341 OVERALL / 21st SEASON	



13-12 OVERALL	3-9 BIG 12	47 NET	45 KenPom
SCOTT DREW HEAD COACH (Butler '93)	477-271 RECORD AT BU / 23rd SEASON	497-282 OVERALL / 24th SEASON	

## ■ 2025-26 SCHEDULE/RESULTS

10-15	1-11	8-7	1-7	1-1
W-L	XFL	H	A	N
Fri 10/24	@Missouri (Exh.)			L, 91-100
Fri 10/31	NEWMAN (Exh.)			W, 112-90
Tue 11/4	UNC GREENSBORO			W, 93-64
Sat 11/8	BELLARMINE			W, 98-71
Thu 11/13	CALIFORNIA			W, 99-96
Mon 11/17	TULSA			W, 84-83
Thu 11/20	vs. Mississippi State^			W, 98-77
Fri 11/21	vs. Nebraska^			L, 85-86
Tue 11/25	@25/24 Indiana			L, 69-86
Mon 12/1	BOWLING GREEN			L, 66-82
Sat 12/6	SETON HALL			L, 67-78
Mon 12/8	MISSISSIPPI VALLEY			W, 108-49
Sat 12/13	@Creighton			W, 83-76
Sat 12/20	SOUTH DAKOTA			W, 106-76
Sun 12/28	ULM			W, 94-85
Sat 1/3	10/10 BYU*			L, 73-83
Wed 1/7	@1/2 Arizona*			L, 76-101
Sat 1/10	@Arizona State*			L, 84-87
Wed 1/14	rv/rv UCF*			L, 73-82
Sat 1/17	@Oklahoma State*			L, 83-84
Tues 1/20	UTAH*			W, 81-78
Sat 1/24	19/19 KANSAS*			L, 62-86
Tue 1/27	@West Virginia*			L, 54-59
Sun 2/1	8/9 IOWA STATE*			L, 61-95
Sat 2/7	@TCU*			L, 82-84
Wed 2/11	CINCINNATI*			L, 62-91
Sat 2/14	@3/3 Houston*			L, 64-78
Tue 2/17	BAYLOR*			8 p.m.
Sat 2/21	@13/13 Texas Tech*			1:30 p.m.
Wed 2/25	@Colorado*			8 p.m.
Sat 2/28	TCU*			5:30 p.m.
Tue 3/3	WEST VIRGINIA*			7 p.m.
Sat 3/7	@Kansas*			1 p.m.

## BIG 12 CHAMPIONSHIP [Kansas City, Mo.]

Tu-Sa 3/10-14	XFL TBD	tbd
---------------	---------	-----

^Hall of Fame Classic [Kansas City, Mo.]  
Home Games in BOLD CAPS | \*Big 12 Conference Game

## NUMBERS TO KNOW

15.1

K-State is averaging 15.1 fastbreak points this season, which ranks 25th nationally and 2nd in the Big 12.

45.7

K-State is connecting on 45.7 percent (731-of-1600) from the field through 25 games, including 52.6 percent from 2.

2005

K-State's 2005 points are the 2nd-most through the first 25 games of a season, just behind the 2021 scored in 2009-10.

1766

K-State now has 1766 all-time wins, as the school entered 2025-26 ranking 43rd all-time among Division I schools.

TUESDAY, FEBRUARY 17, 2026 /  
8:05 pm [CT]  
Bramlage Coliseum (11,010)  
Manhattan, Kan.ESPN 2  
Mark Neely, pwp  
Miles Simon, analyst  
Josh Careswell, producerK-STATE  
Wyatt Thompson, pwp  
Stan Weber, lead analyst  
Ch. 139/199K-STATE SPORTS.COM  
LIVE STATS  
kstatesports.com  
kstate.statbroadcast.com

## ■ SERIES HISTORY

Overall \_\_\_\_\_ Baylor leads 27-26  
Big 12 era \_\_\_\_\_ Baylor leads 26-21 (23-18 in regular season)  
In Manhattan \_\_\_\_\_ K-State leads 14-11  
At Bramlage Coliseum Tied 11-11 (BU leads 11-10 in Big 12 era)  
Active Streak \_\_\_\_\_ Baylor, 2  
Last Meeting \_\_\_\_\_ Baylor won 70-56 (3/12/2025)  
Matthew Driscoll vs. Scott Drew \_\_\_\_\_ 0-0

## ■ STATISTICAL MATCHUP

	NCAA Rk	Category	NCAA Rk
80.2	95	Scoring Offense	43
80.7	333	Scoring Defense	243
-0.5	244	Scoring Margin	78
45.7	151	FG Percentage	45
45.4	253	FG Percentage Defense	193
36.4	58	3-point FG Percentage	98
9.9	40	3-point FG/Game	128
70.9	227	FT Percentage	161
34.8	229	Rebounds/Game	69
-1.8	277	Rebounding Margin	50
17.8	22	Assists/Game	80
12.8	285	Turnovers/Game	180
-0.1	207	TO Margin	234
1.4	79	A/TO Ratio	102
6.9	167	Steals/Game	204
3.7	121	Blocks/Game	37

## ■ A K-STATE WIN WOULD...

- ▶ Snap a 6-game losing streak.
- ▶ End a 3-game losing streak at home.
- ▶ Represent the 450th at Bramlage Coliseum.
- ▶ Make the Wildcats 228-290 all-time in Big 12 play.
- ▶ Give the Wildcats a 1767-1271 all-time record.

## ■ K-STATE'S PROJECTED ROTATION (starters at No. 3/3 Houston; stats from 2025-26 season)

Starters	Ht.	Wt.	Yr.-Exp.	Hometown	PPG	RPG	AST	FG%	3FG%	FT%	MPG
G 4 P.J. HAGGERTY	6-4	195	Jr.-TR	Crosby, Texas	23.3	5.1	4.0	48.5	36.1	70.2	34.7
The preseason All-American and nation's No. 2 scorer (23.3 ppg.) has scored in double figures in all 25 games, including 19 games of 20 or more points and 4 games of 30 or more points.											
G 10 DAVID CASTILLO	6-1	180	So.-1L	Bartlesville, Okla.	11.4	2.3	1.8	42.9	38.3	81.1	26.5
The second-year guard has started 9 games this season, including each of the last 7, where he is averaging 11.6 points on 38.7 percent (29-of-75) shooting, including 4 double-digit scoring games.											
G 34 NATE JOHNSON	6-3	215	Sr.-TR	Liberty Township, Ohio	11.1	4.8	4.4	42.7	38.3	85.1	31.8
The 2024-25 MAC Player and Defensive Player of the Year posted third career double-double at No. 3/3 Houston (2/14/26) with 12 points and 10 rebounds to go with 4 assists and 3 steals.											
W 15 TAJ MANNING	6-7	230	Jr.-2L	Grandview, Mo.	3.7	4.7	1.0	49.3	17.4	73.7	18.0
The junior has been on the team longer than anyone, redshirting as a freshman in 2022-23 before playing in 44 games the last 3 seasons, including an 11th career start at No. 3/3 Houston (2/14/26).											
W 21 KHAMARI MCGRIFF	6-9	230	Sr.-TR	Tallahassee, Fla.	9.5	4.1	1.1 (bpg.)	73.2	20.0	68.0	19.9
The senior transfer returned to action last Saturday at TCU (2/7/26) after missing the previous 4 games due to injury, posting 6 points, 4 assists, 3 blocks and 2 rebounds in 24 minutes.											
Reserves	Ht.	Wt.	Yr.-Exp.	Hometown	PPG	RPG	AST	FG%	3FG%	FT%	MPG
G 3 C.J. Jones	6-5	195	Sr.-1L	East St. Louis, Ill.	3.3	1.8	1.3	29.5	22.4	86.7	16.3
W 6 Marcus Johnson	6-7	265	Sr.-TR	Akron, Ohio	2.4	1.2	0.5	27.6	30.8	100.0	7.0
W 22 Dorin Buca	7-2	254	Jr.-FY	Perugia, Italy	3.4	3.6	1.4 (bpg.)	50.0	20.0	53.3	13.6
Unlikely/Out	Ht.	Wt.	Yr.-Exp.	Hometown	PPG	RPG	AST	FG%	3FG%	FT%	MPG
W 0 Elias Rapieque	6-9	225	Jr.-FY	Berlin, Germany	4.1	2.8	1.6	44.4	36.8	37.5	18.0
G 1 Abdi Bashir Jr.	6-7	175	Jr.-TR	Omaha, Neb.	13.2	2.2	2.3	42.1	44.4	68.8	24.7
W 14 Mobi Ikegwuruka	6-6	220	Jr.-1L	Galway, Ireland	1.9	2.0	0.4	57.1	—	50.0	12.5
W 47 Andrej Kostic	6-6	210	Fr.-FY	Belgrade, Serbia	4.3	1.9	1.3	33.8	33.3	85.7	12.7





## &gt;&gt;&gt; BY THE NUMBERS

3.72

Junior **Abdi Bashir Jr.**, who led the NCAA in 3-point field goals while at Monmouth in 2024-25, ranked in the top-20 in 3-point field goals/game (3.72), 3-pointers (67) and 3-point FG percentage (44.4) before his injury.

2016

Preseason All-American **P.J. Haggerty** currently ranks 5th among active Division I in total points with 2,016 points in just 97 games. He leads all of Division I in career scoring average at 20.8 points per game.

6607

K-State's 5 Division I transfers - **Abdi Bashir Jr.**, **P.J. Haggerty**, **Marcus Johnson**, **Nate Johnson** and **Khamari McGriff** - have combined to score 6,607 points in 503 career games with 283 starts.

## TEAM NOTES

## ■ OPPONENT SPOTLIGHT: BAYLOR

► Led by multiple National Coach of the Year head coach **Scott Drew**, Baylor enters Tuesday's game with a 13-12 overall record, including a 3-9 mark in Big 12 play. The Bears lost 7 of their first 8 league games before consecutive wins at West Virginia and at home to Colorado. They have since lost 3 in a row - all to expected NCAA Tournament teams Iowa State, BYU and Louisville.



► Baylor is averaging 83.4 points on 47.9 percent shooting, including 35.4 percent from 3-point range, while allowing 76.1 points on 44.3 percent shooting, including 34 percent from 3-point range. The Bears are out-rebounding their foes, 37.8 to 32.7, and turn the ball 11.6 times per game. They are shooting 73 percent from the free throw line.

► Four players are averaging in double figures led by expected NBA Lottery picks **Cameron Carr** (19.2 ppg.) and **Tounde Yessoufou** (18.4 ppg.). Carr is shooting 50.9 percent from the field with 56 made 3-pointers on 40 percent shooting with 5.8 rebounds, 2.8 assists, 1.4 blocks in 33.1 minutes per game. Yessoufou is shooting 47.9 percent from the field with 43 made 3-pointers with 5.7 rebounds and 2.1 steals per game. **Obi Agbim** (11.1 ppg.) and **Dan Skillings Jr.** (10.2 ppg.) also are averaging in double figures. Agbim leads in assists (77). **Caden Powell** leads the way with 6.6 rebounds per game.

► Drew is nearing 500 career victories in his 24th season, which includes 477 at Baylor in 23 seasons. He has led the Bears to 13 NCAA Tournaments, including each of the last 5 seasons. He won the 2021 NCAA Tournament. He is 20-19 all-time vs. K-State, including 8-10 in Manhattan.

## SERIES HISTORY

► This will be 54th meeting between K-State and Baylor in a series that dates back to the 1948 NCAA Tournament. The Bears lead 27-26, including 26-21 in the Big 12 era. The Wildcats own a 14-11 edge at home.

► Baylor has won 7 of the last 10 meetings, including both matchups in 2025, including 70-62 in Waco on Jan. 22 and 70-56 in Kansas City.

## LAST 5 MEETINGS [3-2]

Date	Rank	Result	Score	Location
1/7/2023	—/19	W	97-95 (OT)	Waco
2/21/2023	14/9	W	75-65	Manhattan
1/16/2024	—/9	W	68-64 (OT)	Manhattan
1/22/2025	—/—	L	62-70	Waco
3/12/2025	—/—	L	56-70	Kansas City

## LAST MEETING

## BAYLOR 70, K-STATE 56 (March 12, 2025)

► Baylor looked like a team playing on a bye, as the 7-seeded Bears used a hot-shooting first-half to jump out to a 17-point halftime lead en route to a 70-56 win over 10-seed K-State at the Phillips 66 Big 12 Championship in the last meeting between the schools at the T-Mobile Center.

► Fresh legs proved to be the difference for the Bears, who connected on 53.1 percent (17-of-32) from the field in the first half in jumping out to a 41-24 lead at the half. Senior **Jayden Nunn** (12 points), graduate **Norchad Omier** (10 points) and freshman **V.J. Edgcombe** (9 points) combined for 31 of the 41 points. In comparison, K-State shot just 31 percent (9-of-29) in the first half, making just 1 of its first 12 attempts from 3-point range.

## ■ UP NEXT: AT 13/13 TEXAS TECH

► K-State makes its third straight Saturday visit to the Lone Star State, as the Wildcats travel to No. 13/13 Texas Tech (19-6, 9-3 Big 12) at United Supermarkets Arena. Tip is set for 1:30 p.m., CT on FOX. The Wildcats lead the all-time series, 26-24, but the Red Raiders have won 10 straight in the series at home, including 60-59 in 2024.

OFFENSE OFF TO FAST START  
SECOND-MOST POINTS THROUGH 25 GAMES

► After scoring 80 or more points for the 14th time in 23 games at TCU (2/7/26), which includes 7 games of 90 or more points and 2 games of 100 or more points, the Wildcats have continued their fast offensive start.

► The 2005 points are the second-most points through the first 25 games, just behind the 2021 in 2009-10 and just ahead of the 2003 in 2007-08. The 106 points vs. South Dakota (12/20/25) marked the 43rd 100-point game.

- 2021, 2009-10 (92, 82, 80, 74, 83, 70, 83, 86, 71, 95, 87, 90, 85, 91, 68, 88, 87, 71, 69, 76, 79, 76, 68, 91)
- 2005, 2025-26 (94, 98, 99, 84, 98, 85, 69, 66, 67, 108, 83, 106, 94, 73, 76, 84, 73, 83, 81, 62, 54, 61, 82, 62, 64)
- 2003, 2007-08 (94, 76, 77, 77, 73, 82, 77, 59, 82, 87, 90, 101, 77, 85, 84, 75, 72, 82, 84, 74, 74, 82, 75, 100, 64)
- 1927, 1997-98 (93, 89, 89, 71, 101, 90, 67, 76, 70, 87, 111, 64, 62, 77, 62, 76, 78, 72, 66, 69, 81, 58, 62, 61, 95)
- 1920, 2008-09 (96, 88, 82, 69, 83, 72, 63, 70, 74, 107, 73, 82, 83, 99, 53, 71, 51, 65, 77, 88, 85, 65, 65, 85, 74)

## 'CATS SCORE 100+ POINTS TWICE

► K-State has twice scored 100 or more points, including a season-high 108 vs. Mississippi Valley State (12/8/25) and 106 vs. South Dakota (12/20/25). The 2 100-point outings tie 4 other teams (1966-67, 1979-80, 1993-94 and 1997-98) for the most in a single season, while also matching the most at home.

## MOST POINTS AT BRAMLAGE COLISEUM

► K-State's 99-96 win over Cal (11/13/25) made history, as the 195 combined points were the most-ever in Bramlage Coliseum, surpassing the 194 scored between K-State (106) and Marshall (88) on Dec. 2, 1995. It was the highest field goal percentage (64.4) of the **Jerome Tang** era, while it was the highest field goal percentage since 66.0 percent vs. Wake Forest on March 14, 2017.

## MOST POINTS AT T-MOBILE CENTER

► The 98 points scored against Mississippi State (11/20/25) are the most by the Wildcats in 50 games at the T-Mobile Center topping the 87 scored in the first-ever game in the building against Florida A&M on Dec. 17, 2007.

## HAGGERTY IN ELITE COMPANY

► Junior **P.J. Haggerty** recorded his fourth 30-point game of the season in the loss at TCU (2/7/26), which is the most in a single season since **Michael Beasley** had a school-record 13 in 2007-08. His 19 games of 20 or more points rank fifth on the single season list and are the most since 2007-08. He is the first Wildcat to score in double digits in the first 25 games since **Jacob Pullen** in 2009-10, while his 583 points are the second-most through 25 games since Beasley's 634 points in 2007-08. He is the 36th Wildcat to eclipse 500 points in a single season.

## HAGGERTY SCORES 37 VS. MSU

► Junior **P.J. Haggerty** had back-to-back 30-point games against Tulsa (11/17/25) and Mississippi State (11/20/25), including a season-high 37 points vs. the Bulldogs. The 37 points are the most scored under **Jerome Tang** and the most since **Barry Brown Jr.** had 38 points vs. Oklahoma State on Jan. 10, 2018.

## HAGGERTY HAS RARE 30-10 GAME

► Junior **P.J. Haggerty** had 31 points and a career-tying 10 rebounds vs. Tulsa (11/17/25) to become the first Wildcat since **Michael Beasley** in 2008 to post a rare 30-point, 10-rebound double-double.

## TRIO OF 'CATS POST 20-POINT GAMES

► K-State had 3 players record 20-point games in the win over Cal (11/13/25), as junior **P.J. Haggerty** led the way with 23 points to go with 21 from senior **Khamari McGriff** and 20 from senior **Nate Johnson**. The trio is the first to each have 20-point games since **Dean Wade** (34 points), **Kamau Stokes** (23 points) and **Barry Brown Jr.** (21 points) did it against Iowa State on Dec. 29, 2017.

## MCGRIFF, CASTILLO GO PERFECT

► Senior **Khamari McGriff** and sophomore **David Castillo** each went perfect from the field, becoming the 24th and 25th players in school history to make all attempts from the field (minimum of 5 attempts) vs. Bellarmine (11/8/25). Castillo scored 19 points on 7-of-7 shooting, including 5-of-5 from 3-point range, while McGriff totaled 16 points on 8-of-8 field goals.

LAST TIME OUT  
3/3 HOUSTON 78, K-STATE 64

► K-State went toe-to-toe with No. 3/3 Houston on Saturday afternoon before the Cougars used their patented defense to pull away for a 78-64 victory to extend their winning streak to 18 games at the Fertitta Center.

► Junior **P.J. Haggerty**, who eclipsed 2,000 career points in the first half, led three Wildcats in double figures with a game-tying 23 points, while senior **Nate Johnson** collected his third career double-double and second of the season with 12 points and a game-high 10 rebounds. Junior **Taj Manning** matched his career-high with 10 points.

► K-State (10-15, 1-11 Big 12) led for nearly 11 minutes in the first half, including 15-6 after back-to-back 3-pointers from senior **C.J. Jones** and Haggerty at the 11:35 mark. However, the Big 12-leading Cougars (23-2, 11-1 Big 12) turned up the defensive intensity, holding the Wildcats to just 4 points the rest of the half on 1-on-15 field goals with 7 turnovers.

► Offensively, Houston took control of the game over the last 11 minutes of the first half, shaking off a 1-of-12 start from the field to score 27 points and lead 33-19 at the break. A dunk by **Chris Cenac Jr.** gave the Cougars the lead for good with 7:26 before halftime as part of an 8-0 run.

► The 19 first-half points tied for the fewest under **Jerome Tang** and lowest since also scoring 19 against Oklahoma on Jan. 30, 2024, while the Wildcats were held to just 20.8 percent (5-of-24) shooting, including just one made 2-point field goal, which is a new low under Tang.

► Houston continued its momentum in the early moments of the second half, extending its lead to 24 points (47-23) after back-to-back 3-pointers from Cenac and senior **Emanuel Sharp** at the 16:41 mark. K-State continued to battle, using a 9-0 run to pull to within 47-32 at the first media timeout with under 15 minutes remaining before a 3-pointer from sophomore **David Castillo** closed the deficit to 59-49 with 7:06 to play.

► However, that would be closest it would get, as a 3-pointer from senior **Milos Uzan** sparked a 10-4 run that put the Cougars ahead 69-53 at the final media timeout with 3:48 remaining. The Wildcats scored 10 of the last 15 points for the final 78-64 margin.

► Neither team shot the ball very well, as Houston made 40.7 percent (24-of-59) of its field goals compared to 35.1 percent (20-of-57) for K-State. The team combined for 32 turnovers and 45 personal fouls with Wildcats scoring 26 points off 15 Cougar turnovers.

► K-State is now winless in 3 meetings with Houston in Big 12 play.

## NON-CONFERENCE BREAKDOWN

NET Ranking (as of Feb. 16): 100

Quad 1: 0-11 ■ Quad 2: 4-3 ■ Quad 3: 1-1 ■ Quad 4: 5-0

Team	Current Record	NET	Date/Result
UNC GREENSBORO	12-15	294	W, 93-64
BELLARMINE	11-15	288	W, 98-71
CALIFORNIA	18-8	61	W, 99-96
TULSA	20-6	53	W, 84-83
vs. Mississippi State	12-13	94	W, 98-77
vs. Nebraska	22-3	11	L, 85-86
@Indiana	17-9	34	L, 69-86
BOWLING GREEN	16-10	141	L, 66-82
SETON HALL	18-8	49	L, 67-78
MISSISSIPPI VALLEY	1-24	365	W, 108-49
@Creighton	13-13	81	W, 83-76
SOUTH DAKOTA	14-13	276	W, 106-76
ULM	4-23	356	W, 94-85

\*records and rankings as of Feb. 16

## ■ HOW THE 'CATS WERE BUILT

## 'CATS WELCOME 10 NEWCOMERS, INCLUDING 5 DIVISION I TRANSFERS

► K-State brought in one of the top transfer classes with 10 newcomers, including 5 Division I transfers, 4 players from the international ranks and 1 true freshman. The class has been rated nationally as high as No. 4 by 247Sports and No. 20 by On3.

► Among the 10 newcomers are 5 Division I transfers, including **Abdi Bashir Jr.** (Monmouth), **P.J. Haggerty** (Memphis), **Marcus Johnson** (Bowling Green), **Nate Johnson** (Akron) and **Khamari McGriff** (UNC Wilmington). Haggerty, N. Johnson and McGriff were on teams that advanced to the NCAA Tournament in 2024-25.

► The 4 international additions include the school's first-ever players from Italy (**Dorin Buca**), Serbia (**Andrej Kostic**) and Germany (**Elias Rapieque**). The fourth international player - **Stephen Osei** - from Toronto played at the junior college level at Casper College in Wyoming.

► Haggerty is coming off a career year at Memphis, in which, he became the first Tiger since 2008 to be named an AP All-American while earning consensus Second Team All-American honors. The AAC Player of the Year ranked third nationally in both scoring (21.7 ppg.) and total points (759).

► Johnson became the first Akron player to be named both the MAC Player and Defensive Player of the Year in the same season and the first since Ball State's **Bonzi Wells** in 1998.

► Bashir was one of the top scorers in the NCAA in 2024-25, leading the CAA in scoring at 20.1 points per game while leading the nation in 3-point field goals per game (3.85) and second in total 3-pointers (127).

► McGriff was one of the top sixth men in the CAA at UNC Wilmington, where he was part of 99 wins and 3 conference championships.

► A member of the German U18 and U20 National Teams, Rapieque played in 53 games with ALBA Berlin in 2024-25 between the EuroLeague (27 games) and the German Basketball Bundesliga (26 games).

► Kostic was a member of the Serbia U18 and U19 National Teams, winning the gold medal at the 2023 European U18 Championship and the silver medal at the 2024 European U18 Championship.

► The lone freshman - **Exavier Wilson** - was a 3-time all-state selection and scored more than 1,700 career points in his prep career.

## ■ NON-CONFERENCE SUCCESS

Year	Overall	Home	Bramlage
2006-07	11-4	7-0	7-0
2007-08	10-4	8-1	7-1
2008-09	12-3	11-0	10-0
2009-10	13-1	9-0	8-0
2010-11	12-3	9-1	8-1
2011-12	11-1	7-0	6-0
2012-13	11-2	9-0	8-0
2013-14	10-3	7-1	7-1
2014-15	7-6	6-2	5-2
2015-16	11-2	8-0	8-0
2016-17	11-2	8-0	8-0
2017-18	11-2	8-1	8-0
2018-19	10-3	7-0	6-0
2019-20	7-6	6-2	6-1
2020-21	4-5	4-5	4-5
2021-22	8-5	6-1	6-1
2022-23	12-1	8-0	7-0
2023-24	10-3	8-1	7-1
2024-25	7-6	4-2	4-1
2025-26	9-4	7-2	7-2
<b>Total</b>	<b>197-66 (.748)</b>	<b>153-20 (.884)</b>	<b>137-16 (.895)</b>

## SUCCESS IN NON-CONFERENCE PLAY

► K-State has posted a 197-66 (.748) record in non-conference play since the 2006-07 season. During that span, the Wildcats have a 153-20 (.884) mark at home venues (includes games played at Bramlage Coliseum, INTRUST Bank Arena in Wichita and the T-Mobile Center in Kansas City) in non-conference play, including a 137-16 (.895) mark at Bramlage Coliseum.

► K-State's 12-1 non-conference mark in 2022-23 was the best since the 2009-10 team went a program-best 13-1. The 94-85 win over ULM on Dec. 28 gave the Wildcats their third-best non-conference record (9-4) in the past 7 seasons.

## 1750 WINS AND COUNTING

► K-State is one of the winningest programs in Division I history, as the Wildcats have posted a 1,766-1,270 (.581) all-time record which includes 32 NCAA Tournament appearances and 21 conference championships. The 1,766 wins are the 43rd-most in Division I history (one shy of Virginia in 42nd), including the seventh-most among current Big 12 schools.

## NATIONAL POLLS

## THE ASSOCIATED PRESS POLL

**Updated: Feb. 16, 2026**

Rank	School	Record	Points	Prv
1.	Michigan (60)	24-1	1524	2
2.	<b>Houston (1)</b>	<b>23-2</b>	<b>1402</b>	<b>3</b>
3.	Duke	23-2	1397	4
4.	<b>Arizona</b>	<b>23-2</b>	<b>1358</b>	<b>1</b>
5.	UConn	24-2	1318	6
6.	<b>Iowa State</b>	<b>22-3</b>	<b>1212</b>	<b>5</b>
7.	Purdue	21-4	1042	13
8.	<b>Kansas</b>	<b>19-6</b>	<b>1011</b>	<b>9</b>
9.	<b>Nebraska</b>	<b>22-3</b>	<b>982</b>	<b>7</b>
10.	Illinois	21-5	938	8
11.	Gonzaga	25-2	903	12
12.	Florida	19-6	895	14
13.	<b>Texas Tech</b>	<b>19-6</b>	<b>822</b>	<b>16</b>
14.	Virginia	22-3	730	15
15.	Michigan State	20-5	681	10
16.	North Carolina	20-5	594	11
17.	St. John's	20-5	590	17
18.	Saint Louis	24-1	468	18
19.	Vanderbilt	21-4	449	19
20.	Arkansas	19-6	387	21
21.	Louisville	19-6	263	24
22.	Miami (Ohio)	25-0	238	23
23.	<b>BYU</b>	<b>19-6</b>	<b>214</b>	<b>22</b>
24.	Wisconsin	18-7	109	—
25.	Alabama	18-7	104	—

**Other receiving votes:** Clemson 55, Utah State 45, Tennessee 36, Villanova 29, Kentucky 15, Miami 10, Saint Mary's 3, VCU 1.

## USA TODAY COACHES POLL

**Updated: Feb. 16, 2026**

Rank	School	Record	Points	Prv
1.	Michigan (31)	24-1	775	2
2.	Houston	23-2	719	3
3.	Duke	23-2	695	6
4.	Arizona	23-2	670	1
5.	UConn	24-2	663	5
6.	Iowa State	22-3	624	4
7.	Purdue	21-4	542	12
8.	Gonzaga	25-2	500	11
9.	Nebraska	22-3	497	8
10.	Illinois	21-5	491	7
11.	Florida	19-6	471	14
12.	Kansas	19-6	445	9
13.	Texas Tech	19-6	423	16
14.	Virginia	22-3	388	15
15.	Michigan State	20-5	349	10
16.	St. John's	20-5	315	17
17.	Arkansas	19-6	247	21
18.	Vanderbilt	21-4	244	20
19.	Saint Louis	24-1	233	19
20.	North Carolina	20-5	200	13
21.	Louisville	19-6	159	23
22.	BYU	19-6	114	22
23.	Miami (Ohio)	25-0	90	24
24.	Clemson	20-6	68	18
25.	Wisconsin	18-7	36	

**Other receiving votes:** Alabama 32, Villanova 30, Utah State 20, Tennessee 19, Iowa 7, Kentucky 6, Saint Mary's 2, Miami 1.

## DRISCOLL NAMED INTERIM HEAD COACH

► Veteran head coach **Matthew Driscoll** was named interim head coach on February 15 after the university parted ways with fourth-year head coach **Jerome Tang**. This is the first time K-State has relieved a sitting head coach with games still left in the regular season.

► The winningest coach in both North Florida and Atlantic Sun Conference history during a 16-year stint (2009-25) with the Ospreys, Driscoll joined the staff on May 23. He won 248 games at North Florida, including 144 in ASUN play, while guiding the school to 3 regular-season championships and the league's tournament championship and a NCAA Tournament bid in 2015.

► This is the fifth instance in school history where an interim head coach has been used to replace a sitting head coach. However, the previous four such scenarios involved health situations.

► Assistant coach **Darryl Winston** served as interim head coach for the last 15 games of the 1984-85 season after **Jack Hartman** suffered a heart attack. Winston posted a 5-10 record and Hartman returned for the 1985-86 season.

► Assistant coach **Jimmy Elgas** served as interim head coach for 2 games during the 2005-06 season after **Jim Wooldridge** underwent neck surgery, posting a 1-1 record. Wooldridge returned to coach the last 7 games.

► Most recently, **Bruce Weber** missed 2 games during the 2021-22 season due to COVID-19 health and safety protocols with assistant coach **Shane Southwell** serving as interim head coach vs. Texas on Jan. 4, 2022 while assistant coach **Jermaine Henderson** served as interim coach at West Virginia on Jan. 8, 2022.

## BAYLOR NORTH

► The K-State coaching staff has a number of ties to the Baylor program, including current interim head coach **Matthew Driscoll** and assistant coach **Bill Peterson**. Driscoll was part of **Scott Drew's** first staff from 2003-09, while Peterson helped the Bears to the 2021 NCAA title while on staff from 2017-22.

► Driscoll and Peterson aren't the only K-State staffers with Baylor ties, as director of player development **Austin Carpenter** was a graduate assistant for Tang with the Bears from 2020-22, while current graduate assistants **Henry Dugat** and **Mark Vital Jr.** are among the best players in Baylor history.

► Dugat is one of five players known as “The Foundation” that was inducted into the Baylor Athletics Hall of Fame in 2021. He was part of Drew’s first two recruiting classes that led to Bears’ historic turnaround. He still ranks in the top 20 all-time in program history with 1,229 career points.

► Vital was a 3-time All-Big 12 selection and a member of Baylor's 2021 National Championship team, playing in 126 games with 105 starts.

## TRACKING K-STATE IN THE POLLS

	AP	Coaches
Pre	rv	rv
11/10	rv	rv
11/17	rv	—
11/24	—	—
12/1	—	—
12/8	—	—
12/15	—	—
12/22	—	—
12/29	—	—
1/5	—	—
1/12	—	—
1/19	—	—
1/26	—	—
2/2	—	—
2/9	—	—
2/16	—	—
2/23		
3/2		
3/9		
Final		

## WILDCATS VS. RANKED TEAMS

K-State has played over 400 games vs. ranked teams in their history, posting a 138-304 (.316) record, including 28-87 (.248) vs. the top-5, 56-154 (.272) vs. the top-10 and 80-215 (.275) vs. top-15.

K-State has 45 wins vs. ranked foes in the last 13 seasons, including 17 vs. the top 10 (one over No. 1), and 34 Top 25 wins at home.

PLAYER NOTES

HAGGERTY AMONG THE BEST

▶ Junior **P.J. Haggerty** is the among the best players to transfer to K-State, as he is coming off a career-best year in 2024-25, in which, he became the first Memphis Tiger since 2008 to be named an AP All-American while becoming the first Division I player to average at least 21.5 points, 5.5 rebounds, 3.5 assists and 1.5 steals per game to go with 6.5 free throws per game since **Ja Morant** in 2018-19. He is the only Division I player to average at 21 points, 5.0 rebounds, 3.5 assists and 1.0 steals per game in each of the last 3 seasons.

▶ Haggerty was a consensus Second Team All-American in his lone season at Memphis, while was just the second Tiger to be named the AAC Player of the Year as well as Most Outstanding Player at the AAC Tournament. He was also a finalist for the Jerry West Shooting Guard of the Year Award, the Wooden Award and the Riley Wallace Award as the most impactful transfer.

▶ Haggerty, who has also made stops at TCU (2022-23) and Tulsa (2023-24), became the fifth active Division I player to eclipse 2,000 career points after his game-tying 23 points at No. 3/3 Houston (2/14/26). He has scored in double figures in 89 of 97 career games with 33 games of 25 or more points, including eight 30-point games and one 40-point game.

▶ Haggerty is the first Wildcat to score in double figures in the first 25 games since **Jacob Pullen** in 2009-10, while his 583 points are second to **Michael Beasley's** 634 in 2007-08. Of his 25 double-digit scoring games, he has 19 20-point games, including 4 30-point efforts. He ranks second in total points, field goals made (214) and attempted (441) and is third in scoring (23.3 ppg.).

▶ Haggerty's 34 points vs. Utah (1/20/26) were the 10th-most by a Wildcat in a Big 12 game and the most since **Markquis Nowell** went for 36 at Texas on Jan. 3, 2023. His 15 made field goals were the most by a player since **Michael Beasley** in 2008, as he went 15-of-29 from the field to go with a game-high 8 rebounds, 4 assists and 2 steals in more than 39 minutes. He scored 28 of his 34 points in the second half, which tied for the third-most points in a half in school history, including the most since **Denis Clemente's** 32 points at Texas in 2009. His 4 30-point game this season are the most since Beasley had 13 in 2007-08.

ACTIVE CAREER POINTS IN DIVISION I

- ▶ Graham Ike, Gonzaga (2,414 points in 138 games)
- ▶ Tucker DeVries, Indiana (2,345 points in 138 games)
- ▶ Nijel Pack, Oklahoma (2,144 points in 147 games)
- ▶ Jaron Pierre Jr., SMU (2,025 points in 143 games)
- ▶ **P.J. Haggerty, K-State (2,016 points in 96 games)**
- ▶ Bruce Thornton, Ohio State (1,978 points in 127 games)
- ▶ Lamar Wilkinson, Indiana (1,872 points in 121 games)
- ▶ Honor Huff, West Virginia (1,862 points in 128 games)
- ▶ Jacob Ognacevic, Washington (1,853 points in 138 games)
- ▶ Robbie Avila, Saint Louis (1,852 points in 127 games)

BASHIR OUT 4-6 WEEKS

▶ K-State received some unfortunate news on Jan. 19 when junior **Abdi Bashir Jr.** underwent foot surgery to repair a stress fracture. He is expected to miss 4-6 weeks. He is the Wildcats' second-leading scorer at 13.2 points per game, while he ranks among the top-20 in most 3-point categories nationally.

BASHIR GOOD FROM 3

▶ Junior **Abdi Bashir Jr.** is among the best 3-point shooters in the nation, as he ranked fifth in 3-point field goals/game (3.72), fifth in total 3-pointers (67) and 14th in 3-point percentage (44.4) before going down with an injury on Jan. 19. Last year, he led the NCAA in 3-point field goals/game (3.85) while he was second in 3-point field goals (127) and 3-point field goals attempted (332).

▶ Bashir has made 245 3-point field goals in his 84-game college career on 39.9 percent shooting, which is nearly 4 made 3-pointers per game. He leads the team with 67 makes so far this season on 44.4 percent shooting. His 7 made 3-pointers vs. Nebraska (11/21/25) tied for the sixth-most ever in a game while he has at least 2 3-pointers in 16 of 18 games with 4 or more in 10 games.

▶ Bashir eclipsed 1,000 career points with his second of 6 made 3-pointers in his hometown of Omaha in the win at Creighton (12/13/25). He has scored in double figures in 14 of 18 games, including a high of 26 points vs. Nebraska.

CASTILLO'S IMPROVEMENT

▶ Junior **David Castillo** has made one of the biggest jumps in production this season, as he ranks third on the team in scoring (11.4 ppg.) while connecting on 42.9 percent (102-of-238) from the field, including 38.3 percent (51-of-133) from 3-point range, and 81.1 percent (30-of-37) from the free throw line. He is second in 3-pointers (51) and third in assists (46).

▶ Castillo has more than tripled his point total (77 to 285) from his freshman year, while also posting 13 double-digit scoring games, including 5 in a row from Dec. 1-20. He scored a career-high 22 points vs. Bowling Green (12/1/25). He collected his first career 20-point game in the win over Utah (1/20/26), as he knocked down a career-high 6 made 3-pointers on 9 attempts.

MANNING IS THE MAN

▶ Junior **Taj Manning's** patience is finally paying off, as the longest tenured Wildcat is finally making an impact on the court. With injuries in the frontcourt, he has averaged 20.4 minutes in the last 18 games with starts in 10 of the last 12 games, including in each of the last 9 games. In that span, he is averaging 4.8 points on 47.7 percent (31-of-65) shooting with 5.9 rebounds per game.

▶ Manning has made a particular impact on the rebounding end, where 102 of his 108 rebounds this season have come in the last 18 games with a career-high 9 at West Virginia (1/27/26) and vs. Cincinnati (2/11/26). He tied his career-high with 10 points at No. 3/3 Houston (2/14/26).

JOHNSON IS MR. EVERYTHING

▶ Senior **Nate Johnson** has impacted the Wildcats in a number of areas, as the transfer ranks first in assists (110), steals (51) and free throw percentage (86.0), second in 3-pointers (46) and rebounding (4.8 rpg.) and fourth in scoring (11.1 ppg.). He is the only Big 12 player averaging a stat line of at least 11.0 points, 4.5 rebounds, 4.0 assists and 2.0 steals per game.

▶ Johnson has posted 15 double-digit scoring games this season, including 20-point games vs. UNC Greensboro (11/4/25) and California (11/13/25). He has recorded 4 games of 8 or more rebounds, 8 games of 5 or more assists and 8 games of 3 or more steals. He posted his third career double-double and his second this year with 12 points and 10 rebounds at No. 3/3 Houston (2/14/26).

■ SITUATIONAL STATS

	'25-'26
Overall	10-15
Big 12 play	1-11
At Home	8-7
At Bramlage Coliseum	8-7
On the Road	1-7
At Neutral Sites	1-1
In Overtime	0-0
vs. Top 25 teams	0-6
vs. Top 10 teams	0-4
In games decided by 3 points or less	3-4
In games decided by 4-5 points	0-1
In games decided by 6-10 points	2-2
In games decided by 11-19 points	0-4
In games decided by 20 or more points	5-4
Scoring first	6-6
Leading at the Half	9-2
Tied at the Half	0-0
Trailing at the Half	1-13
K-State shoots 50% or better	7-2
K-State shoots less than 50%	3-13
K-State shoots better than opponent	9-2
Opponent shoots 50% or better	1-5
Opponent shoots less than 50%	9-10
K-State out-rebounds opponent	8-2
Opponent out-rebounds K-State	2-12
K-State shoots 70% or better from FT Line	8-7
K-State has more FT attempts	2-3
Opponent has more FT attempts	4-12
K-State shoots 40% or better from 3-pt range	8-4
K-State makes at least 6 3-pt FGs	9-14
K-State has more turnovers than opponent	3-9
K-State has less turnovers than opponent	4-6
K-State equals opponent in turnovers	3-0
K-State scores 100-plus points	2-0
K-State scores 90-99 points	5-0
K-State scores 80-89 points	3-4
K-State scores 70-79 points	0-3
K-State scores 60-69 points	0-7
K-State scores 50-59 points	0-1
K-State scores less than 50 points	0-0
Opponent scores 100-plus points	0-1
Opponent scores 90 or more points	1-2
Opponent scores 80-89 points	2-9
Opponent scores 70-79 points	5-2
Opponent scores 60-69 points	1-0
Opponent scores 50-59 points	0-1
Opponent scores less than 50 points	1-0
K-State has 2 in double figures	0-4
K-State has 3 in double figures	4-5
K-State has 4 in double figures	5-4
K-State has 5 in double figures	1-1
K-State has 6 in double figures	0-0

■ SPECIAL NIGHT IN SEASON OPENER



▶ Junior **Nate Johnson** nearly made history in his first game in a Wildcat uniform, as he narrowly missed the school's first triple-double in the 93-64 win over UNC Greensboro on Nov. 4, as he finished with 22 points on 8-of-11 field goals, including 6-of-7 from 3-point range, to go with 9 rebounds and 9 assists.

▶ Johnson's 6 made 3-pointers are the most by a Wildcat in a season opener, while his 9 assists tie **Aaron Swartzendruber** vs. Kansas City in 1996 and **Larry Reid** vs. UTSA in 2000 for the most in an opener.

▶ Junior All-American candidate **P.J. Haggerty** (27 points) and Johnson (22 points) became the first duo to go over 20 points in a season opener in nearly 18 years since **Michael Beasley** and **Blake Young** went for 32 and 22 points, respectively, against Sacramento State on Nov. 9, 2007.

MOST POINTS IN A SEASON OPENER

- 45, Bob Boozer vs. Purdue, 1958
- 35, Wally Frank vs. South Dakota State, 1959
- 32, Dick Knostman vs. Drake, 1952
- 32, Michael Beasley vs. Sacramento State, 2007
- 31, Mike Evans vs. Northern Iowa, 1977
- 31, Norris Coleman vs. Chaminade, 1985
- 30, Mike Evans vs. Montana State, 1974
- 30, Larry Dassie vs. Vanderbilt, 1976
- 27, **P.J. Haggerty vs. UNC Greensboro, 2025**

▶ Haggerty's 27 points, which came on 10-of-20 field goals and 6-of-7 free throws, are ninth-most by a Wildcat in an opener and the most since the aforementioned Beasley, who had 32 points in his first career game.

▶ Haggerty and Johnson became the first Wildcat duo to post 20-point games in any game since **Arthur Kaluma** (23) and **Cam Carter** (21) did it against No. 6/6 Iowa State on March 9, 2024.

▶ Junior **Abdi Bashir Jr.** was the other Wildcat to score in double figure, scoring all 16 of his points in the second half, hitting on 6-of-7 field goals, including 4-of-5 from 3-point range.

▶ The 93 points equaled the most by a **Jerome Tang**-team in a season opener (93 vs. UTRGV (11/7/22) and were the most since scoring 98 vs. Southern Utah on Nov. 14, 2014.

▶ K-State shot just over 50 percent (34-of-67) from the field, including 59.5 percent (22-of-37) in the second half, while hitting on 51.9 percent (14-of-27) from 3-point range. The 14 made 3-pointers tie for the seventh-most in any game and are the most-ever in a season opener.

▶ The Wildcats scored 60 of their 93 points in the second half, connecting on 59.5 percent from the field and 64.7 percent (11-of-17) from 3-point range. The 60-point second-half marked the 11th time that a Wildcat team has 60 or more points in a half and tied for the ninth-most points in any half.



AROUND THE

XII

BIG 12 PLAYERS OF THE WEEK

	Player	Newcomer
Nov. 10	Koa Peat, UofA	Koa Peat, UofA
	Christian Anderson, TxDtech	
Starting Five - Anderson, Peat, AJ Dybantsa, Baba Miller, Darryn Peterson		
Nov. 17	Kingston Flemings, UH	Kingston Flemings, UH
Starting Five - Flemings, AJ Dybantsa, Tamin Lipsey, Flory Bidunga, JT Toppin		
Nov. 24	P.J. Haggerty, K-State	Koa Peat, UofA
Starting Five - Haggerty, Peat, Jaden Bradley, Jamichael Stillwell, Tamin Lipsey		
Dec. 1	Joshua Jefferson, ISU	Moe Odum, ASU
Starting Five - Jefferson, Odum, Cameron Carr, Flory Bidunga, Brock Harding		
Dec. 8	Milan Momcilovic, ISU	Tounde Yessoufou, BU
Starting Five - Momcilovic, Yessoufou, Kingston Flemings, Parsa Fallah, Christian Anderson		
Dec. 15	Melvin Council Jr., KU	Melvin Council Jr., KU
Starting Five - Council, Braden Burries, AJ Dybantsa, JT Toppin, Honor Huff		
Dec. 22	Christian Anderson, TxDtech	LeJuan Watts, TxDtech
Starting Five - Anderson, Watts, Tounde Yessoufou, AJ Dybantsa, Kingston Flemings		
Dec. 30	AJ Dybantsa, BYU	AJ Dybansta, BYU
Starting Five - Dybantsa, Tounde Yessoufou, Baba Miller, Joshua Jefferson, Christian Anderson		
Jan. 5	JT Toppin, TxDtech	AJ Dybansta, BYU
Starting Five - Toppin, Dybansta, Riley Kugel, Joshua Jefferson, Milan Momcilovic		
Jan. 12	Richie Saunders, BYU	Honor Huff, WVU
Starting Five - Saunders, Huff, Massamba Diop, Kingston Flemings, Darryn Peterson		
Jan. 19	JT Toppin, TxDtech	Darryn Peterson, KU
Starting Five - Toppin, Peterson, Jaden Bradley, Themus Fuls, Baba Miller		
Jan. 26	JT Toppin, TxDtech	AJ Dybansta, BYU
Starting Five - Dybantsa, Toppin, Kingston Flemings, Milan Momcilovic, Xavier Edmonds		
Feb. 2	Brayden Burries, UofA	Brayden Burries, UofA
Starting Five - Burries, Richie Saunders, Themus Fuls, Tamin Lipsey, Bryson Tiller		
Feb. 9	Flory Bidunga, KU	AJ Dybansta, BYU
Starting Five - Bidunga, Dybansta, Cameron Carr, Kingston Flemings, Xavier Edmonds		
Feb. 16	JT Toppin, TxDtech	AJ Dybansta, BYU
Starting Five - Toppin, Dybansta, Tonde Yessoufou, Rob Wright, Emanuel Sharp		
Feb. 23		
Starting Five -		
Mar. 2		
Starting Five -		
Mar. 9		
Starting Five -		

BIG 12 PRESEASON POLL

Team (First-place Votes)	Points
1. Houston (14)	224
2. BYU (1)	204
3. Texas Tech	200
4. Arizona (1)	179
5. Iowa State	170
6. Kansas	163
7. Baylor	137
8. Cincinnati	120
9. K-STATE	117
10. TCU	90
11. West Virginia	79
12. Oklahoma State	77
13. Utah	50
14. UCF	39
15. Colorado	37
16. Arizona State	34

Preseason All-Big 12 First Team

\*AJ Dybantsa, BYU  
Ritchie Saunders, BYU  
Emanuel Sharp, Houston  
Joseph Tugler, Houston  
\*Milos Uzan, Houston  
Tamin Lipsey, Iowa State  
\*Darryn Peterson, Kansas

PJ Haggerty, K-State

Christian Anderson, Texas Tech  
\*JT Toppin, Texas Tech

Preseason Speciality Awards

Preseason Player of the Year: JT Toppin, Texas Tech  
Preseason co-Newcomer of the Year: LeJuan Watts, Texas Tech  
Freshman of the Year: Darryn Peterson, Kansas

BIG 12 STANDINGS

	SCHOOL	NET	W-L	Pct.	W-L	Pct.	H	A	N	Streak
(1)	Houston	4	11-1	.917	23-2	.920	13-0	5-1	5-1	W6
(2)	Arizona	3	10-2	.833	23-2	.920	13-1	6-1	4-0	L2
(3)	Iowa State	8	9-3	.750	22-3	.880	14-0	4-3	4-0	W1
—	Kansas	14	9-3	.750	19-6	.760	11-1	4-4	4-1	L1
—	Texas Tech	16	9-3	.750	19-6	.760	12-1	4-3	3-2	W3
(6)	BYU	20	7-5	.583	19-6	.760	10-2	3-3	6-1	W2
—	West Virginia	54	7-5	.583	16-9	.640	13-2	3-3	0-4	W1
(8)	UCF	49	6-6	.500	17-7	.708	12-3	3-4	2-0	L3
—	TCU	45	6-6	.500	16-9	.640	11-5	3-4	2-0	W3
(10)	Cincinnati	63	6-7	.462	14-12	.538	13-3	1-6	0-3	W3
(11)	Oklahoma State	72	4-8	.333	16-9	.640	13-3	1-5	2-1	L3
—	Arizona State	71	4-8	.333	13-12	.520	7-5	2-6	4-1	W1
(12)	Colorado	73	4-9	.308	14-12	.538	11-4	1-7	2-1	L2
(14)	Baylor	47	3-9	.250	13-12	.520	9-5	2-5	2-2	L3
(15)	K-STATE	101	1-11	.083	10-15	.400	8-7	1-7	1-1	L6
—	Utah	126	1-11	.083	9-16	.360	8-6	0-8	1-2	L7

BIG 12 STAT RANKINGS

Scoring

Player	G	FG	3FG	FT	Pts	AVG
1. Dybantsa, AJ - BYU	25	208	33	160	609	24.36
2. Haggerty, PJ - KState	25	214	35	120	583	23.32
3. Toppin, JT - TTU	24	226	16	58	526	21.92
4. Brown, Terrence - Utah	25	174	29	132	509	20.36
5. Carr, Cameron - Baylor	25	161	56	101	479	19.16
6. Anderson, Christian - TTU	24	150	84	74	458	19.08
7. Wright III, Robert - BYU	25	168	47	85	468	18.72
8. Yessoufou, Tounde - Baylor	25	170	43	77	460	18.40
9. Momcilovic, Milan - IowaSt	25	154	97	54	459	18.36
10. Saunders, Richie - BYU	25	149	64	89	451	18.04

Rebounding

Player	G	Off	Def	Total	AVG
1. Toppin, JT - TTU	24	102	161	263	10.96
2. Miller, Baba - UC	24	59	190	249	10.38
3. Awaka, Tobe - UA	25	97	146	243	9.72
4. Dawes, Keanu - Utah	25	57	175	232	9.28
5. Bidunga, Flory - KU	25	73	155	228	9.12
6. Krivas, Motiejus - UA	25	76	142	218	8.72
7. Stillwell, Jamichael - UCF	22	75	101	176	8.00
8. Jefferson, Joshua - IowaSt	25	48	142	190	7.60
9. Cenac Jr, Chris - UH	25	50	135	185	7.40
10. Keita, Keba - BYU	23	58	105	163	7.09

Scoring Offense

Team	G	W-L	Pts	AVG
1. Arizona	25	23-2	2206	88.24
2. BYU	25	19-6	2162	86.48
3. Oklahoma St.	25	16-9	2118	84.72
4. Iowa St.	25	22-3	2105	84.20
5. Baylor	25	13-12	2084	83.36
6. Texas Tech	25	19-6	2050	82.00
7. UCF	24	17-7	1962	81.75
8. Kansas St.	25	10-15	2005	80.20
9. Colorado	26	14-12	2081	80.04
10. TCU	25	16-9	1972	78.88
11. Arizona St.	25	13-12	1968	78.72
12. Houston	25	23-2	1957	78.28
13. Kansas	25	19-6	1928	77.12
14. Utah	25	9-16	1909	76.36
15. Cincinnati	26	14-12	1879	72.27
16. West Virginia	25	16-9	1753	70.12

Scoring Defense

Team	G	Pts	AVG
1. Houston	25	1532	61.28
2. West Virginia	25	1594	63.76
3. Iowa St.	25	1613	64.52
4. Cincinnati	26	1741	66.96
5. Kansas	25	1700	68.00
6. Arizona	25	1715	68.60
7. TCU	25	1802	72.08
8. Texas Tech	25	1809	72.36
9. BYU	25	1863	74.52
10. Baylor	25	1903	76.12
11. UCF	24	1864	77.67
12. Colorado	26	2042	78.54
13. Arizona St.	25	1979	79.16
14. Utah	25	1988	79.52
15. Kansas St.	25	2017	80.68
16. Oklahoma St.	25	2033	81.32

Team Summaries

Team	G	PF-PA	Avg score	Margin	FG-FGA	Pct.	3FG-FGA	Pct.	FT-FTA	Pct.	RebF	RebA	Margin
Arizona	25	2206-1715	88.2-68.6	+19.64	789-1554	.508	145-411	.353	483-661	.731	1096	782	+12.56
Arizona St.	25	1968-1979	78.7-79.2	-0.44	662-1475	.449	194-569	.341	450-600	.750	833	901	-2.72
BYU	25	2162-1863	86.5-74.5	+11.96	759-1566	.485	226-631	.358	418-563	.742	988	850	+5.52
Baylor	25	2084-1903	83.4-76.1	+7.24	731-1527	.479	211-596	.354	411-563	.730	946	818	+5.12
Cincinnati	26	1879-1741	72.3-67.0	+5.31	668-1562	.428	219-680	.322	324-480	.675	965	905	+2.31
Colorado	26	2081-2042	80.0-78.5	+1.50	735-1566	.469	189-540	.350	422-562	.751	903	898	+0.19
Houston	25	1957-1532	78.3-61.3	+17.00	709-1564	.453	220-646	.341	319-413	.772	926	836	+3.60
Iowa St.	25	2105-1613	84.2-64.5	+19.68	762-1507	.506	226-568	.398	355-528	.672	915	752	+6.52
Kansas	25	1928-1700	77.1-68.0	+9.12	685-1453	.471	185-523	.354	373-489	.763	970	896	+2.96
Kansas St.	25	2005-2017	80.2-80.7	-0.48	731-1600	.457	248-681	.364	295-416	.709	871	915	-1.76
Oklahoma St.	25	2118-2033	84.7-81.3	+3.40	736-1572	.468	195-562	.347	451-615	.733	943	924	+0.76
TCU	25	1972-1802	78.9-72.1	+6.80	686-1510	.454	189-560	.338	411-576	.714	895	840	+2.20
Texas Tech	25	2050-1809	82.0-72.4	+9.64	727-1565	.465	287-738	.389	309-436	.709	943	859	+3.36
UCF	24	1962-1864	81.8-77.7	+4.08	711-1509	.471	198-533	.371	342-459	.745	895	768	+5.29
Utah	25	1909-1988	76.4-79.5	-3.16	676-1491	.453	202-573	.353	355-488	.727	864	909	-1.80
West Virginia	25	1753-1594	70.1-63.8	+6.36	607-1366	.444	198-584	.339	341-502	.679	880	805	+3.00

## ■ BIG WINS AT BRAMLAGE COLISEUM

Most memorable wins since the arena's opening in 1988.

**Nov. 26, 1988 - K-State 81, Purdue 77**

First-ever game in Bramlage Coliseum

**First Points Scored by a Wildcat**

**Steve Henson**, 3-pointer vs. Purdue (18:53 of first half)

**Jan. 14, 1989 - No. 16 Kansas 75, K-State 74**

The first overtime game in Bramlage Coliseum

**Mar. 1, 1989 - K-State 76, No. 7 Missouri 75**

The first Top 25 win at Bramlage Coliseum

**Jan. 16, 1990 - K-State 66, No. 3 Oklahoma 51**

The first Top 5 win at Bramlage Coliseum

**Feb. 8, 1990 - K-State 65, No. 1 Missouri 58**

The first win over a No. 1 team at Bramlage Coliseum

**Dec. 8, 1992 - K-State 73, Ohio 72**

The first overtime win at Bramlage Coliseum

**Jan. 5, 1993 - K-State 79, La Salle 59**

The 50th win at Bramlage Coliseum

**March 17, 1994 - K-State 78, Mississippi State 67**

The first postseason win at Bramlage Coliseum

**March 24, 1994 - K-State 115, Fresno State 77**

**Askia Jones** scores a school-record 62 points

**Nov. 22, 1997 - K-State 89, Long Beach State 50**

The 100th win at Bramlage Coliseum

**Dec. 23, 2000 - K-State 86, No. 19 Iowa 78**

K-State ends 8-game losing streak vs. Top 25 teams

**Feb. 12, 2002 - K-State 69, Texas A&M 38**

The 150th win at Bramlage Coliseum

**Feb. 8, 2006 - K-State 66, Iowa State 63**

The 200th win at Bramlage Coliseum

**Jan. 7, 2008 - K-State 85, Savannah State 25**

The fewest points allowed at Bramlage Coliseum

**Jan. 30, 2008 - No. 22 K-State 84, No. 2 Kansas 75**

The first win over Kansas at Bramlage Coliseum

**Dec. 8, 2009 - K-State 71, Xavier 56**

The 250th win at Bramlage Coliseum

**Jan. 18, 2010 - K-State 71, No. 1 Texas 62**

The second win over a No. 1 team at Bramlage Coliseum

**Feb. 14, 2011 - K-State 84, No. 1 Kansas 68**

The third win over a No. 1 team at Bramlage Coliseum

**Feb. 25, 2013 - No. 13 K-State 75, Texas Tech 55**

The 300th win at Bramlage Coliseum

**Feb. 6, 2016 - K-State 80, No. 1 Oklahoma 69**

The fourth win over a No. 1 team at Bramlage Coliseum

**Jan. 21, 2017 - K-State 79, No. 7 West Virginia 75**

The 350th win at Bramlage Coliseum

**March 9, 2019 - No. 18 K-State 68, Oklahoma 53**

K-State clinches a share of the Big 12 title

**Jan. 15, 2022 - K-State 62, No. 19 Texas Tech 51**

The 400th win at Bramlage Coliseum

**Nov. 7, 2022 - K-State 93, UTRGV 59**

**Jerome Tang's** first win at Bramlage Coliseum

**Jan. 17, 2023 - No. 13 K-State 83, No. 2 Kansas 82 (OT)**

The first OT win over Kansas at Bramlage Coliseum

**Dec. 1, 2024 - K-State 120, UAPB 73**

The most K-State points scored at Bramlage Coliseum

**Nov. 13, 2025 - K-State 99, California 96**

The most combined points in Bramlage Coliseum history

**Dec. 6, 2025 - Seton Hall 78, K-State 67**

The loss was the 600th game at Bramlage Coliseum



## BRAMLAGE COLISEUM

### 38th season [1988-present]

Now in its 38th season of hosting Wildcat men's basketball, the **Fred Bramlage Coliseum** has carved its own niche in K-State's colorful history of basketball homes. In keeping with the tradition established by Nichols Gymnasium (1910-50) and Ahearn Field House (1950-88), the arena has given the team a deafening, winning environment since its opening in 1988.

Dubbed the "Octagon of Doom," K-State has posted a 449-160 (.741) all-time mark in its current home, including an emotional 81-77 win over Purdue (led by alumnus **Gene Keady**) in the facility's debut on Nov. 26, 1988. The 449 victories are the most at a home venue for the Wildcats, surpassing the previous mark of 378 wins at Ahearn Field House (1950-88).

K-State has earned double-digit victories in 29 of its 37 seasons at Bramlage Coliseum, including a streak of 18 consecutive seasons from 2001-19. Three times Wildcat teams have set the single-season mark with 16 wins in the arena, which came in the 2008-09, 2010-11 and 2012-13 seasons. The 2010-11 team set the high mark for highest winning percentage (16-1; .941) in a single season, which was then matched by the 2012-13 squad. The team recorded a 15-1 mark at home in 2022-23, which tied for the fewest losses in arena history.

K-State's home court advantage has been even better since the 2001-02 season, as the Wildcats have compiled a 310-103 (.759) record at Bramlage Coliseum, which includes a 179-21 (.901) mark in non-conference play. Among those 310 victories are 131 in Big 12 play, including 42 against ranked conference foes. In the last 24 seasons, the school has posted double-digit wins 21 times with an average of just over 12 home wins (12.7) per season.

Wins over Top 25 teams have also been a regular occurrence at Bramlage Coliseum since its opening with 54 ranked opponents falling to K-State, including 23 Top 10 opponents. Four No. 1 teams have been defeated during the arena's history, including No. 1 Missouri in 1990, No. 1 Texas in 2010, No. 1 Kansas in 2011 and No. 1 Oklahoma in 2016. The Wildcats have beaten at least one Top 25 opponent at Bramlage Coliseum every season since 2009-10.

The three Top 10 wins (No. 9 Baylor, No. 4 Kansas and No. 6 Iowa State) at Bramlage Coliseum in 2024 were a first in the arena's history. It surpassed the mark of two Top 10 wins set four times (1989-90, 2007-08, 2013-14, 2022-23).

In addition to wins, Bramlage Coliseum has also played host to some of the biggest crowds in the history of K-State basketball. The Wildcats have averaged better than 12,000 fans in 10 seasons since the doors to the arena opened in 1988-89, including a program-best 12,978 fans during that inaugural season.

Nine of the school's Top 10 attendance averages have come since 2006-07.

K-State has ranked among the NCAA's Top 40 nationally in attendance 13 times in the last 19 seasons, including a program-best 24th in 2012-13 (12,528) and 25th in both 2007-08 (12,529) and 2011-12 (12,783). In addition, the program has been rated 26th in 2006-07 (12,301), 2010-11 (12,652) and 2014-15 (12,549), 29th in 2013-14 (12,125) and 2016-17, 31st in 2009-10 (11,884), 32nd (11,903) in 2015-16 and 35th in 2018-19 (10,640).

K-State was one of 22 schools nationally and one of four Big 12 schools (Arizona, Iowa State and Texas Tech) to have both its men's and women's programs finish in the Top 40 nationally in average attendance in 2023-24, as the Wildcats finished 19th in women's basketball attendance with an average of 5,531 fans. The Wildcat women hosted NCAA First/Second Round action for the first time since 2017, selling out the arena for their Second Round matchup with Colorado.

Seating changes and construction has reduced capacity over the years to its current total of 11,010 for the 2025-26 season. The Wildcats sold out eight games and ranked 23rd nationally in percentage capacity at 87.57% as well as 39th in average (9,596) and total attendance (163,135) in 2022-23.

## ■ QUICK FACTS

**Opened:** Nov. 26, 1988

**Groundbreaking:** Oct. 18, 1986

**Capacity:** 11,010

**Original cost:** \$17.2 million

**Building:** The coliseum is named for the late 1935 K-State graduate and Junction City (Kan.) businessman

**Fred Bramlage**, who made the principle contribution.

**All-Time Record:** 449-160 (.740)

**Conference Record:** 181-128 (.590)

**Big 12 Record:** 150-103 (.598)

**Record vs. Top 25:** 54-78 (.412)

**Record vs. Ranked Big 12:** 50-75 (.403)

**Record under Tang:** 47-16 (.771)

# 4

Four No. 1 teams have gone down at Bramlage, including No. 1 Missouri in 1990, No. 1 Texas in 2010, No. 1 Kansas in 2011 and No. 1 Oklahoma in 2016.

# 47-16

K-State is 47-16 at Bramlage Coliseum under **Jerome Tang**, including 22-11 in Big 12 play. Tang is 13-7 at home vs. AP Top 25 opponents, including 4-2 in 2024-25.

# 54

K-State has defeated 54 ranked teams in the history of Bramlage Coliseum, including 51 ranked Big 12 foes.

# 310-103

K-State has tallied a 310-103 record at home since 2001-02, including 130 wins in Big 12 play. The 310 wins rank fourth among all Big 12 schools.

# 449

K-State has posted a 449-160 all-time record at Bramlage Coliseum since its opening in 1988-89. The 449 wins are the most at a home venue for the Wildcats.





# MATTHEW DRISCOLL

## INTERIM HEAD COACH

Slippery Rock '92

First Season at K-State [0-0]

38th Season Overall



Veteran coach **Matthew Driscoll**, who became the winningest coach in North Florida and Atlantic Sun Conference history during a 16-year stint (2009-25) with the Ospreys, was named interim head coach at Kansas State on February 15, 2026 after parting ways with **Jerome Tang**. Driscoll is in his first season as associate head coach after being hired by Tang on May 23, 2025.

A head coach for 20 seasons counting a four-year stint at Division III La Roche College in the mid-1990s, Driscoll has 274 career victories, including a school-record 248 at North Florida. In addition to being the winningest coach in Ospreys' history, he has the most wins (144) of any head coach in Atlantic Sun Conference (ASUN) history, boasting a career .550 winning percentage in league play. He won 15 or more games 10 times at UNF, while he finished .500 or better in ASUN play on 12 occasions. He owns the program's only three 20-win seasons, which includes 23 in 2014-15, 22 in 2015-16 and 21 in 2019-20.

Driscoll led the Ospreys to three regular-season ASUN championships (2015, 2016, 2020), while winning the league's tournament championship in 2015. He guided the school to three postseason appearances, including the school's first-ever trip to the NCAA Tournament in 2015 where they lost to Robert Morris in the First Four. The team went to NIT the following year in 2015-16, while they earned a bid to the CollegeInsider.com Tournament (CIT) before it was canceled in 2020 due to the COVID-19 pandemic.

Driscoll was three times selected as the ASUN Coach of the Year following his regular season championships in 2014-15, 2015-16 and 2019-20. He was also the 2015 NABC District 3 Coach of the Year following the Ospreys' historic 23-win campaign, in which, they won both the regular season and tournament titles before advancing to the school's first-ever NCAA Tournament appearance.

Driscoll's relationship with Tang dates back more than 20 years, as the two coached alongside each other for six seasons (2003-09) at Baylor as original members of head coach **Scott Drew's** staff. The pair were part of 81 wins at Baylor, helping Drew rebuild the Bears from scandal into their first NCAA Tournament bid in 20 years in 2007-08. Driscoll was named the fourth head coach in North Florida history on April 7, 2009.

The longest tenured head coach in UNF history, Driscoll's teams own every single season program record except for steals, while they produced 27 of the 50 all-time triple-digit scoring outputs. The Ospreys set the ASUN record for points in a game during a 114-111 double-overtime win at Lipscomb on Feb. 16, 2023. His teams led the nation in 3-point field goals/game (12.0 in 2023-24 and 12.8 in 2024-25) and 3-point attempts/game (33.2 in 2023-24 and 25.8 in 2024-25) in each of the last two seasons.

Driscoll coached 13 of the program's 18 1,000-point scorers, including the top-4 scorers and the only 2,000-point scorer in **Dallas Moore** (2,437; 2014-17).

Driscoll's 2014-15 team earned the school's first and only final Top 20 ranking in the *CollegeInsider.com* Mid-Major poll, while the Ospreys received their first-ever votes in The Associated Press (AP) poll this past season after road upset wins at South Carolina and Georgia Tech in November 2024. He guided them to five regular-season tournament titles (2009 South Mississippi Christmas Classic, 2010 and 2014 Cancun Challenge, 2012 Las Vegas Classic, 2015 Brooklyn Hoops Holiday Invitational) and their only four wins over Power 4 teams (Purdue in 2014-15, Illinois in 2015-16 and South Carolina and Georgia Tech in 2024-25).

Driscoll mentored two ASUN Players of the Year (**Dallas Moore** [2015-16, 2016-17], three ASUN Defensive Players of the Year (**Demarcus Daniels** [2014-15, 2015-16] and **Wajid Aminu** [2018-19]), one ASUN Newcomer of the Year (**Noah Horchler** [2017-18]), two ASUN Freshmen of the Year (**Dallas Moore** [2013-14], **Wajid Aminu** [2016-17]) and three ASUN Scholar-Athletes of the Year (**Trent Mackey** [2015-16], **JT Escobar** [2018-19], **Carter Hendricksen** [2020-21]). He also had 7 NABC All-District honorees, including First Teamers **Dallas Moore** (2015-16, 2016-17) and **Chaz Lanier** (2023-24).

Overall, Driscoll coached 19 ASUN all-conference selections, including 10 on the First Team, to go along with 11 All-Tournament and nine All-Freshmen picks. He also had 37 ASUN Players of the Week and 24 Newcomers of the Week. In addition to 16 ASUN All-Academic selections and 120 Academic Honor Roll members, he graduated every player who completed their career at UNF.

Driscoll's success is all the more impressive considering UNF is one of the youngest athletics programs in the country, having only started athletics in 1983 at the NAIA level before joining the Division II ranks in 1993 and eventually moving to Division I and Atlantic Sun Conference in 2005. The school only became eligible for the NCAA Tournament in his first season in 2009-10.

Driscoll spent 6 seasons on staff at Baylor (2003-09), where he helped the Bears develop from an 8-win team in their first season to a then school-record 24 wins in 2008-09. This came as the staff was hamstrung by NCAA penalties from the previous coaching staff, including a ban from non-conference games in 2005-06.

Driscoll spent seven weeks on Drew's staff at Valparaiso before making the move to Baylor. He joined the Crusaders after a 5-year stint (1998-2003) at Clemson working for head coach **Larry Shyatt**. He also worked as Shyatt's assistant at Wyoming in 1997-98, helping the Cowboys to a pair of top-10 upsets.

Driscoll earned his first head coaching position at Division III La Roche College in McCandless Township, Pa., from 1993-97, guiding the RedHawks to 26 wins. He coached the school's all-time leading scorer **Chuck Cieslak**, who was inducted into La Roche's Hall of Fame in 2012. He began his coaching career in 1988 when he served as the head coach of his high school alma mater Northgate High School in Pittsburgh.

### MATTHEW DRISCOLL FILE

Experience	38th year [First at K-State]
Date Hired	February 15, 2026
Birthdate	#
Hometown	Pittsburgh, Pa.
Wife	Carrie
Children	Sons Chase and Paxton

### EDUCATION

► Slippery Rock University '92 [B.A., Education]

### COACHING EXPERIENCE

► Northgate High School, Head Coach [1988-90]  
 ► Butler County [Pa.] Community College, Assistant Coach [1990-91]  
 ► Seneca Valley [Pa.] High School, Assistant Coach [1991-92]  
 ► Slippery Rock, Assistant Coach [1992-93]  
 ► LaRoche [Pa.] College, Head Coach [1993-97]  
 ► Wyoming, Assistant Coach [1997-98]  
 ► Clemson, Assistant Coach [1998-2003]  
 ► Valparaiso, Assistant Coach [2003]  
 ► Baylor, Assistant Coach [2003-09]  
 ► North Florida, Head Coach [2009-24]  
 ► K-State, Associate Head Coach [2025-present] / Interim Head Coach

### COACHING HONORS

► 2015, 2016, 2020 Atlantic Sun Conference Coach of the Year  
 ► 2014-15 NABC District 3 Coach of the Year

### YEAR-BY-YEAR AS A HEAD COACH

Year	School	Record (Conf.)	Postseason
1993-94	LaRoche	1-24 (1-11)	—
1994-95	LaRoche	5-23 (1-11)	—
1995-96	LaRoche	5-20	—
1996-97	LaRoche	15-10	—
2009-10	North Florida	13-18 (8-12)	—
2010-11	North Florida	15-19 (10-10)	ASUN Runner-up
2011-12	North Florida	16-16 (10-8)	—
2012-13	North Florida	13-19 (8-10)	—
2013-14	North Florida	16-16 (10-8)	—
2014-15	North Florida	23-12 (12-2*)	NCAA First Four
2015-16	North Florida	22-12 (10-4*)	NIT
2016-17	North Florida	15-19 (8-6)	ASUN Runner-up
2017-18	North Florida	14-19 (7-7)	—
2018-19	North Florida	16-17 (9-7)	—
2019-20	North Florida	21-12 (13-3*)	Postseason ccd
2020-21	North Florida	8-15 (6-6)	—
2021-22	North Florida	11-20 (7-9)	—
2022-23	North Florida	14-17 (9-9)	—
2023-24	North Florida	16-16 (9-7)	—
2024-25	North Florida	15-17 (8-10)	—

Record at UNF (16 years) 248-264 (144-118)  
 Totals (20 years) 274-341 (146-140)

### BY THE NUMBER

► Winningest coach in North Florida (248) and ASUN (144) history  
 ► Coached 13 of the 18 1,000-point scorers in UNF school history  
 ► 2 ASUN Players of the Year [**Dallas Moore** - 2015-16, 2016-17]  
 ► 3 ASUN Defensive Players of the Year  
 ► 1 ASUN Newcomer of the Year  
 ► 2 ASUN Freshmen of the Year  
 ► 19 ASUN All-Conference selections [10 on the First Team]

### ASSISTANT COACHES



#### JAREEM DOWLING

Assistant Coach  
4th Season

► Was the first announced member of head coach **Jerome Tang's** inaugural coaching staff on March 29, 2022.

► Helps run a defensive scheme that has ranked among *KenPom's* top-40 in adjusted defensive efficiency, including 27th (95.0) in 2022-23, 25th (96.8) in 2023-24 and 36th (97.2) in 2024-25.



#### RODNEY PERRY

Assistant Coach  
4th Season

► Joined the K-State staff on July 27, 2022 as a original member of **Jerome Tang's** coaching staff, primarily focusing on offense.

► A finalist for the 2022 *Jersey Mike's* Naismith High School Boys Coach of the Year, Perry came to K-State from Link Academy in Branson, Mo., where he led the Lions to a national runner-up finish.



#### ANTHONY WINCHESTER

Assistant Coach  
4th Season

► Is in the midst of his fourth season at K-State, including his third as an assistant coach after beginning his career as the program's Director of Video Operations in 2022-23.

► Enjoyed a Hall of Fame career at WKU from 2002-06, scoring 1,732 points and becoming an AP All-American as a senior in 2005-06.



#### BILL PETERSON

Assistant Coach  
1st Season

► Joined the K-State staff on April 29, 2025 with experience at virtually every level of college and professional coaching, including time in the NBA with Golden State, Dallas and Milwaukee.

► Peterson previously coached along **Jerome Tang** while at Baylor from 2017-22 where they helped guide the Bears to 2021 national title.



#### MARCO BORNE

Chief of Staff  
4th Season

► Joined the K-State staff on March 29, 2022 as the program's Chief of Staff, where he assists **Jerome Tang** in all areas.

► A native of New Orleans, Borne has been a head coach at Paul Quinn College (2009-11) and as interim head coach at Southern-New Orleans in 2006-07 after Hurricane Katrina.



#### AUSTIN CARPENTER


Director of Player Development  
4th Season

► Joined the K-State staff on April 8, 2022 as the program's Director of Player Development where he assists **Jerome Tang** in all areas.

► A native of Tulsa, Okla., Carpenter came to K-State from Baylor where he spent 2 seasons as a graduate assistant. He was part of the staff who won the 2021 National Championship.



SEASON/CAREER STATISTICS



Summary																				
	Season Statistics										Career Statistics									
Player	GP-GS	MIN/G	FG%	3FG%	FT%	R/G	A/G	STL	BLK	PTS/G	GP-GS	MIN/G	FG%	3FG%	FT%	R/G	A/G	STL	BLK	PTS/G
BASHIR JR., Abdi	18-18	24.7	.421	.444	.688	2.2	2.3	9	0	13.2	84-50	23.6	.386	.399	.838	1.9	1.5	34	2	13.2
BUCA, Dorin	24-4	13.6	.500	.200	.533	3.6	0.6	5	34	3.4	24-4	13.6	.500	.200	.533	3.6	0.6	5	34	3.4
CASTILLO, David	25-9	26.5	.429	.383	.811	2.3	1.8	8	1	11.4	57-11	17.2	.373	.340	.839	1.3	1.2	21	2	6.4
HAGGERTY, PJ	25-25	34.7	.485	.361	.702	5.1	4.0	29	1	23.3	97-91	33.5	.484	.342	.771	5.2	3.7	155	5	20.8
IKEGWURUKA, Mobi	10-1	12.5	.571	.000	.500	2.0	0.4	8	4	1.9	34-1	9.3	.592	.000	.522	2.3	0.2	22	9	2.1
JOHNSON, Marcus	11-0	7.0	.276	.308	1.000	1.2	0.5	0	0	2.4	99-86	28.8	.458	.405	.873	5.8	2.0	110	36	16.7
JOHNSON, Nate	25-25	31.8	.427	.383	.851	4.8	4.4	51	7	11.1	117-85	26.3	.443	.348	.797	4.0	2.5	174	28	9.3
JONES, CJ	24-0	16.3	.295	.224	.867	1.8	1.3	12	2	3.3	119-59	24.2	.385	.323	.667	2.3	2.5	84	37	6.9
KOSTIC, Andrej	16-0	12.7	.338	.333	.857	1.9	1.3	7	2	4.3	16-0	12.7	.338	.333	.857	1.9	1.3	7	2	4.3
MANNING, Taj	23-10	18.0	.493	.174	.737	4.7	1.0	17	15	3.7	45-11	11.2	.506	.233	.654	2.9	0.5	20	15	2.3
MCGRIFF, Khamari	21-21	19.9	.732	.200	.680	4.1	1.2	12	23	9.5	106-63	16.0	.692	.375	.676	3.3	0.6	37	93	7.0
OSEI, Stephen	3-0	2.9	.333	.000	.000	1.0	0.0	0	0	0.7	3-0	2.9	.333	.000	.000	1.0	0.0	0	0	0.7
RAPIEQUE, Elias	15-12	18.0	.444	.368	.375	2.8	1.6	14	4	4.1	15-12	18.0	.444	.368	.375	2.8	1.6	14	4	4.1

Scoring																		
Player	Season Statistics								Career Statistics									
	FG-FGA	FG%	3FG-3FGA	3FG%	FT-FTA	FT%	PTS	PTS/G	FG-FGA	FG%	3FG-3FGA	3FG%	FT-FTA	FT%	PTS	PTS/G		
BASHIR JR., Abdi	80-190	.421	67-151	.444	11-16	.688	238	13.2	378-979	.386	245-614	.399	109-130	.838	1110	13.2		
BUCA, Dorin	32-64	.500	2-10	.200	16-30	.533	82	3.4	32-64	.500	2-10	.200	16-30	.533	82	3.4		
CASTILLO, David	102-238	.429	51-133	.383	30-37	.811	285	11.4	121-324	.373	68-200	.340	52-62	.839	362	6.4		
HAGGERTY, PJ	214-441	.485	35-97	.361	120-171	.702	583	23.3	666-1375	.484	96-281	.342	588-763	.771	2016	20.8		
IKEGWURUKA, Mobi	8-14	.571	0-0	.000	3-6	.500	19	1.9	29-49	.592	0-0	.000	12-23	.522	70	2.1		
JOHNSON, Marcus	8-29	.276	8-26	.308	2-2	1.000	26	2.4	592-1292	.458	195-481	.405	274-314	.873	1653	16.7		
JOHNSON, Nate	96-225	.427	46-120	.383	40-47	.851	278	11.1	391-882	.443	123-353	.348	185-232	.797	1090	9.3		
JONES, CJ	28-95	.295	11-49	.224	13-15	.867	80	3.3	314-815	.385	82-254	.323	114-171	.667	824	6.9		
KOSTIC, Andrej	23-68	.338	16-48	.333	6-7	.857	68	4.3	23-68	.338	16-48	.333	6-7	.857	68	4.3		
MANNING, Taj	33-67	.493	4-23	.174	14-19	.737	84	3.7	40-79	.506	7-30	.233	17-26	.654	104	2.3		
MCGRIFF, Khamari	82-112	.732	1-5	.200	34-50	.680	199	9.5	306-442	.692	3-8	.375	123-182	.676	738	7.0		
OSEI, Stephen	1-3	.333	0-0	.000	0-0	.000	2	0.7	1-3	.333	0-0	.000	0-0	.000	2	0.7		
RAPIEQUE, Elias	24-54	.444	7-19	.368	6-16	.375	61	4.1	24-54	.444	7-19	.368	6-16	.375	61	4.1		

Totals																
	Season Statistics								Career Statistics							
Player	O-REB	D-REB	TOTAL	PF	FO	A	TO	A/TO	O-REB	D-REB	TOTAL	PF	FO	A	TO	A/TO
BASHIR JR., Abdi	4	36	40	22	0	41	20	2.1	16	142	158	94	0	125	139	0.9
BUCA, Dorin	39	47	86	50	3	14	26	0.5	39	47	86	50	3	14	26	0.5
CASTILLO, David	9	49	58	46	1	46	30	1.5	9	67	76	68	1	70	49	1.4
HAGGERTY, PJ	32	95	127	63	0	101	87	1.2	105	402	507	199	2	356	287	1.2
IKEGWURUKA, Mobi	7	13	20	22	0	4	6	0.7	25	52	77	49	0	6	15	0.4
JOHNSON, Marcus	2	11	13	11	0	5	9	0.6	167	407	574	226	3	195	249	0.8
JOHNSON, Nate	22	99	121	61	1	110	47	2.3	105	361	466	240	5	298	165	1.8
JONES, CJ	9	35	44	26	0	31	18	1.7	43	227	270	244	7	300	189	1.6
KOSTIC, Andrej	10	21	31	20	0	20	12	1.7	10	21	31	20	0	20	12	1.7
MANNING, Taj	48	60	108	44	1	22	15	1.5	55	75	130	61	1	24	17	1.4
MCGRIFF, Khamari	34	53	87	69	3	26	21	1.2	140	208	348	212	4	62	76	0.8
OSEI, Stephen	2	1	3	1	0	0	3	0.0	2	1	3	1	0	0	3	0.0
RAPIEQUE, Elias	18	24	42	52	2	24	14	1.7	18	24	42	52	2	24	14	1.7

# 2025-26 RESULTS

**Overall Record: 10-15** (Home: 8-7 // Away: 1-7 // Neutral: 1-1)  
**Big 12 Record: 1-11** (Home: 1-5 // Away: 0-6)

Date	Rk	Opponent	W/L	Score	Record [Big 12]	High Scorer	High Rebounds	High Assists	High Steals	High Blocks	Attend.
Oct. 24	rv/rv	1rv/rv Missouri	L	91-100	—	Haggerty (23)	Two players (6)	Haggerty (6)	Haggerty (2)	Two players (1)	—
Oct. 29	rv/rv	2NEWMAN	W	112-90	—	Haggerty (27)	Ikegwuruka (6)	Haggerty (10)	Rapieque (5)	Three players (2)	6,901
Nov. 5	rv/rv	3UNC GREENSBORO	W	93-64	1-0	Haggerty (27)	N. Johnson (9)	N. Johnson (9)	Rapieque (3)	Two players (2)	7,765
Nov. 8	rv/rv	4BELLARMINE	W	98-71	2-0	Haggerty (23)	N. Johnson (7)	Haggerty (11)	Two players (2)	Two players (1)	8,040
Nov. 13	rv/rv	5CALIFORNIA	W	99-96	3-0	Haggerty (23)	Castillo (4)	Haggerty (6)	Two players (2)	Buca (4)	7,521
Nov. 17	rv/—	6TULSA	W	84-83	4-0	Haggerty (31)	Haggerty (10)	N. Johnson (4)	Haggerty (2)	Two players (1)	7,123
Nov. 20	rv/—	7vs. Mississippi State	W	98-77	5-0	Haggerty (37)	Haggerty (7)	Haggerty (8)	Two players (2)	Four players (1)	5,278
Nov. 21	rv/—	8vs. Nebraska	L	85-86	5-1	Haggerty (27)	Haggerty (6)	Haggerty (7)	Five players (1)	McGriff (2)	6,743
Nov. 25	—/—	9@25/24 Indiana	L	69-86	5-2	Haggerty (16)	Two players (5)	Three players (2)	Three players (2)	Two players (1)	12,342
Dec. 1	—/—	10BOWLING GREEN	L	66-82	5-3	Castillo (22)	Ikegwuruka (7)	Three players (2)	N. Johnson (2)	McGriff (3)	6,917
Dec. 6	—/—	11rv/— SETON HALL	L	67-78	5-4	McGriff (12)	McGriff (8)	Haggerty (6)	Haggerty (3)	Two players (3)	9,195
Dec. 8	—/—	12MISSISSIPPI VALLEY	W	108-49	6-4	Haggerty (28)	Two players (6)	N. Johnson (6)	N. Johnson (5)	Buca (5)	6,682
Dec. 13	—/—	13@Creighton	W	83-76	7-4	Castillo (19)	Two players (6)	N. Johnson (6)	N. Johnson (4)	McGriff (2)	16,657
Dec. 20	—/—	14SOUTH DAKOTA	W	106-76	8-4	Haggerty (24)	Two players (6)	Two players (5)	N. Johnson (5)	McGriff (4)	7,287
Dec. 28	—/—	15ULM	W	94-85	9-4	Haggerty (24)	Haggerty (8)	Rapieque (6)	Two players (2)	Two players (1)	8,163
Jan. 3	—/—	1610/10 BYU*	L	73-83	9-5 [0-1]	Haggerty (24)	McGriff (8)	Haggerty (6)	Haggerty (4)	Two players (1)	11,010
Jan. 7	—/—	17@1/2 Arizona*	L	76-101	9-6 [0-2]	Haggerty (19)	Manning (7)	Haggerty (7)	Ikegwuruka (2)	Buca (3)	14,357
Jan. 10	—/—	18@Arizona State*	L	84-87	9-7 [0-3]	Haggerty (25)	Buca (8)	Bashir (4)	Manning (3)	Manning (2)	7,133
Jan. 14	—/—	19rv/rv UCF*	L	73-82	9-8 [0-4]	Haggerty (23)	Manning (7)	N. Johnson (10)	N. Johnson (3)	N. Johnson (1)	7,033
Jan. 17	—/—	20@Oklahoma State*	L	83-84	9-9 [0-5]	Haggerty (21)	Haggerty (8)	Two players (5)	Four players (1)	Two players (2)	6,838
Jan. 20	—/—	21UTAH*	W	81-78	10-9 [1-5]	Haggerty (34)	Haggerty (8)	N. Johnson (6)	Two players (2)	Two players (1)	8,061
Jan. 24	—/—	2219/19 KANSAS*	L	62-86	10-10 [1-6]	Haggerty (23)	Buca (11)	Two players (4)	Manning (3)	Buca (1)	9,111
Jan. 27	—/—	23@West Virginia*	L	54-59	10-11 [1-7]	Haggerty (16)	Manning (9)	N. Johnson (4)	N. Johnson (3)	Buca (3)	10,809
Feb. 1	—/—	248/9 IOWA STATE*	L	61-95	10-12 [1-8]	Haggerty (23)	Haggerty (9)	N. Johnson (5)	N. Johnson (3)	Manning (2)	8,031
Feb. 7	—/—	25@TCU*	L	82-84	10-13 [1-9]	Haggerty (30)	Manning (6)	N. Johnson (11)	N. Johnson (6)	McGriff (3)	5,176
Feb. 11	—/—	26CINCINNATI*	L	62-91	10-14 [1-10]	Haggerty (24)	Manning (9)	Two players (4)	Two players (2)	Manning (2)	7,274
Feb. 14	—/—	27@3/3 Houston*	L	64-78	10-15 [1-11]	Haggerty (23)	N. Johnson (10)	N. Johnson (4)	Two players (3)	Buca (2)	7,035
Feb. 17	—/—	28BAYLOR*									
Feb. 21	—/—	29@13/13 Texas Tech*									
Feb. 25	—/—	30@Colorado*									
Feb. 28	—/—	31TCU*									
Mar. 3	—/—	32WEST VIRGINIA*									
Mar. 7	—/—	33@Kansas*									
Mar. 10-14	—/—	34vs. TBD									

1 – Exhibition (Mizzou Arena, Columbia, Mo.)  
2 – Exhibition (Bramlage Coliseum, Manhattan, Kan.)  
3 – Hall of Fame Classic (T-Mobile Center; Kansas City, Mo.)  
4 – Phillips 66 Big 12 Conference Tournament (T-Mobile Center; Kansas City, Mo.)  
\* – Big 12 Conference game

## Attendance / Record Summary

### ► Overall

Site	G	W-L	Total	Avg.	High
Home	15	8-7	119,213	7,948	11,010 vs. BYU (1/3/26)
Away	8	1-7	80,347	10,043	16,657 at Creighton (12/13/25)
Neutral	2	1-1	12,021	6,011	6,743 vs. Nebraska (11/21/25)
Total	25	10-15	211,581	8,463	16,657 at Creighton (12/13/25)

### ► Big 12

Site	G	W-L	Total	Avg.	High
Home	6	1-5	50,520	8,420	11,010 vs. BYU (1/3/26)
Away	6	0-6	51,348	8,558	14,357 at Arizona (1/7/26)
Neutral	—	—	—	—	—
Total	12	1-11	101,868	8,489	14,357 at Arizona (1/7/26)

## Win/Loss Margin

	1	2	3	4	5	6	7	8	9	10	11	12	13	14	15	16	17	18	19	20-24	25+
Wins (10)	1		2				1		1											1	4
Losses (15)	2	1	1		1				1	1	1			1		1	1			1	3

## Largest Leads / Deficits

### ► When Leading

Largest Margin of Victory	59 vs. Mississippi Valley State (12/8/25)
Largest Overall Lead	61 vs. Mississippi Valley State (12/8/25)
Largest Halftime Lead	34 vs. Mississippi Valley State (12/8/25)
Largest Lead in a Loss	18 at TCU (2/7/26)
Largest Halftime Lead in a Loss	4 at TCU (2/7/26)
Largest K-State Run	15-0 vs. UNC Greensboro (11/4/25)

### ► When Trailing

Largest Margin of Defeat	34 vs. Iowa State (2/1/26)
Largest Overall Deficit	39 vs. Iowa State (2/1/26)
Largest Halftime Deficit	29 vs. Iowa State (2/1/26)
Largest Deficit Overcome in a Win	10 vs. UNC Greensboro (11/4/25)
Largest Halftime Deficit in a Win	1 vs. UNC Greensboro (11/4/25)
Largest Opponent Run	19-0 by Houston (2/14/26)





# 2025-26 SEASON BOX SCORE

Game Records

Record	Overall	Home	Away	Neutral
ALL GAMES	10-15	8-7	1-7	1-1
CONFERENCE	1-11	1-5	0-6	0-0
NON-CONFERENCE	9-4	7-2	1-1	1-1

Score by Periods

Team	1st	2nd	OT	TOT
Kansas St.	952	1053	0	2005
Opponents	968	1049	0	2017

Team Box Score


No.	Player				Total		3-Point		F-Throw		Rebounds													
		GP-GS	MIN	AVG	FG-FGA	FG%	3FG-3FGA	3FG%	FT-FTA	FT%	OFF	DEF	TOT	AVG	PF	DQ	A	TO	BLK	STL	PTS	AVG		
4	HAGGERTY, PJ	25-25	868:13	34.7	214-441	.485	35-97	.361	120-171	.702	32	95	127	5.1	63	0	101	87	1	29	583	23.3		
1	BASHIR JR., Abdi	18-18	444:17	24.7	80-190	.421	67-151	.444	11-16	.688	4	36	40	2.2	22	0	41	20	0	9	238	13.2		
10	CASTILLO, David	25-9	662:31	26.5	102-238	.429	51-133	.383	30-37	.811	9	49	58	2.3	46	1	46	30	1	8	285	11.4		
34	JOHNSON, Nate	25-25	793:47	31.8	96-225	.427	46-120	.383	40-47	.851	22	99	121	4.8	61	1	110	47	7	51	278	11.1		
21	MCGRIFF, Khamari	21-21	418:03	19.9	82-112	.732	1-5	.200	34-50	.680	34	53	87	4.1	69	3	26	21	23	12	199	9.5		
47	KOSTIC, Andrej	16-0	203:28	12.7	23-68	.338	16-48	.333	6-7	.857	10	21	31	1.9	20	0	20	12	2	7	68	4.3		
0	RAPIEQUE, Elias	15-12	269:20	18.0	24-54	.444	7-19	.368	6-16	.375	18	24	42	2.8	52	2	24	14	4	14	61	4.1		
15	MANNING, Taj	23-10	413:13	18.0	33-67	.493	4-23	.174	14-19	.737	48	60	108	4.7	44	1	22	15	15	17	84	3.7		
22	BUCA, Dorin	24-4	326:10	13.6	32-64	.500	2-10	.200	16-30	.533	39	47	86	3.6	50	3	14	26	34	5	82	3.4		
3	JONES, CJ	24-0	390:22	16.3	28-95	.295	11-49	.224	13-15	.867	9	35	44	1.8	26	0	31	18	2	12	80	3.3		
6	JOHNSON, Marcus	11-0	76:51	7.0	8-29	.276	8-26	.308	2-2	1.000	2	11	13	1.2	11	0	5	9	0	0	26	2.4		
14	IKEGWURUKA, Mobi	10-1	124:54	12.5	8-14	.571	0-0	.000	3-6	.500	7	13	20	2.0	22	0	4	6	4	8	19	1.9		
23	OSEI, Stephen	3-0	08:49	2.9	1-3	.333	0-0	.000	0-0	.000	2	1	3	1.0	1	0	0	3	0	0	2	0.7		
Team											43	48	91					11						
Total		25	5000		731-1600	.457	248-681	.364	295-416	.709	279	592	871	34.8	487	11	444	319	93	172	2005	80.2		
Opponents		25	5000		704-1552	.454	201-590	.341	408-563	.725	300	615	915	36.6	389	5	403	317	95	183	2017	80.7		

# 2025-26 BIG 12-ONLY SEASON BOX SCORE

Game Records					Score by Periods									
Record	Overall	Home	Away	Neutral	Team	1st	2nd	OT	TOT					
ALL GAMES	1-11	1-5	0-6	0-0	Kansas St.	400	455	0	855					
CONFERENCE	1-11	1-5	0-6	0-0	Opponents	508	500	0	1008					
NON-CONFERENCE	0-0	0-0	0-0	0-0										

Team Box Score		Total			3-Point			F-Throw		Rebounds													
No.	Player	GP-GS	MIN	AVG	FG-FGA	FG%	3FG-3FGA	3FG%	FT-FTA	FT%	OFF	DEF	TOT	AVG	PF	DQ	A	TO	BLK	STL	PTS	AVG	
4	HAGGERTY, PJ	12-12	449:59	37.5	110-238	.462	19-54	.352	46-72	.639	17	44	61	5.1	32	0	43	37	0	17	285	23.8	
1	BASHIR JR., Abdi	5-5	142:42	28.5	24-64	.375	18-49	.367	5-6	.833	2	8	10	2.0	6	0	9	6	0	3	71	14.2	
34	JOHNSON, Nate	12-12	392:59	32.7	38-112	.339	19-59	.322	22-24	.917	9	43	52	4.3	30	1	59	24	4	23	117	9.8	
10	CASTILLO, David	12-7	357:17	29.8	41-112	.366	23-62	.371	7-9	.778	1	24	25	2.1	28	1	13	13	0	4	112	9.3	
21	MCGRIFF, Khamari	8-8	156:43	19.6	30-40	.750	0-2	.000	8-11	.727	7	22	29	3.6	29	2	13	10	5	2	68	8.5	
0	RAPIEQUE, Elias	2-2	39:54	19.9	4-10	.400	2-7	.286	1-3	.333	2	4	6	3.0	9	1	0	2	0	1	11	5.5	
15	MANNING, Taj	12-10	313:13	26.1	23-47	.489	3-15	.200	9-13	.692	34	37	71	5.9	40	1	19	13	11	14	58	4.8	
47	KOSTIC, Andrej	6-0	98:13	16.4	9-27	.333	9-23	.391	2-2	1.000	0	10	10	1.7	9	0	6	4	1	4	29	4.8	
22	BUCA, Dorin	12-4	193:48	16.2	19-39	.487	2-7	.286	3-10	.300	24	23	47	3.9	31	2	6	15	15	5	43	3.6	
6	JOHNSON, Marcus	7-0	59:12	8.5	7-25	.280	7-22	.318	2-2	1.000	2	6	8	1.1	8	0	5	7	0	0	23	3.3	
14	IKEGWURUKA, Mobi	2-0	19:13	9.6	3-5	.600	0-0	.000	0-0	.000	0	1	1	0.5	3	0	0	1	0	4	6	3.0	
3	JONES, CJ	11-0	176:47	16.1	12-49	.245	5-28	.179	3-3	1.000	5	10	15	1.4	12	0	16	9	1	5	32	2.9	
Team											22	20	42					9					
Total		12	2400		320-768	.417	107-328	.326	108-155	.697	125	252	377	31.4	237	8	189	150	37	82	855	71.3	
Opponents		12	2400		353-743	.475	94-266	.353	208-285	.730	156	335	491	40.9	169	2	208	144	52	81	1008	84.0	


# 2025-26 HOME-ONLY BOX SCORE



Game Records					Score by Periods									
Record	Overall	Home	Away	Neutral	Team	1st	2nd	OT	TOT					
ALL GAMES	8-7	8-7	0-0	0-0	Kansas St.	591	636	0	1227					
CONFERENCE	1-5	1-5	0-0	0-0	Opponents	577	622	0	1199					
NON-CONFERENCE	7-2	7-2	0-0	0-0										

Team Box Score																						
No.	Player	Total				3-Point			F-Throw		Rebounds											
		GP-GS	MIN	AVG	FG-FGA	FG%	3FG-3FGA	3FG%	FT-FTA	FT%	OFF	DEF	TOT	AVG	PF	DQ	A	TO	BLK	STL	PTS	AVG
4	HAGGERTY, PJ	15-15	498:28	33.2	129-250	.516	15-43	.349	86-120	.717	20	62	82	5.5	34	0	64	49	1	20	359	23.9
10	CASTILLO, David	15-6	387:32	25.8	73-156	.468	37-88	.420	12-18	.667	5	30	35	2.3	24	0	29	21	0	2	195	13.0
1	BASHIR JR., Abdi	11-11	262:26	23.9	47-108	.435	38-88	.432	4-8	.500	3	23	26	2.4	15	0	33	10	0	6	136	12.4
21	MCGRIFF, Khamari	12-12	260:19	21.7	55-76	.724	0-4	.000	25-40	.625	25	35	60	5.0	37	1	13	13	14	10	135	11.3
34	JOHNSON, Nate	15-15	464:11	30.9	57-122	.467	24-63	.381	19-23	.826	13	58	71	4.7	36	0	65	25	3	29	157	10.5
47	KOSTIC, Andrej	10-0	140:27	14.0	19-49	.388	13-34	.382	5-6	.833	7	18	25	2.5	14	0	14	9	1	7	56	5.6
15	MANNING, Taj	14-6	251:52	18.0	20-44	.455	3-18	.167	5-6	.833	28	37	65	4.6	22	0	13	10	10	10	48	3.4
22	BUCA, Dorin	14-3	198:59	14.2	19-35	.543	0-5	.000	9-21	.429	23	28	51	3.6	30	1	10	18	21	3	47	3.4
3	JONES, CJ	15-0	253:29	16.9	16-58	.276	5-28	.179	10-12	.833	5	25	30	2.0	14	0	18	10	2	8	47	3.1
0	RAPIEQUE, Elias	9-6	145:03	16.1	10-25	.400	1-5	.200	4-11	.364	8	10	18	2.0	27	0	18	8	3	10	25	2.8
14	IKEGWURUKA, Mobi	6-1	84:54	14.1	5-10	.500	0-0	.000	3-6	.500	6	10	16	2.7	13	0	4	4	2	3	13	2.2
6	JOHNSON, Marcus	7-0	47:10	6.7	3-18	.167	3-15	.200	0-0	.000	1	6	7	1.0	5	0	2	5	0	0	9	1.3
23	OSEI, Stephen	1-0	05:12	5.2	0-0	.000	0-0	.000	0-0	.000	1	1	2	2.0	1	0	0	3	0	0	0	0.0
Team											23	22	45					9				
Total		15	3000		453-951	.476	139-391	.355	182-271	.672	168	365	533	35.5	272	2	283	194	57	108	1227	81.8
Opponents		15	3000		427-937	.456	128-335	.382	217-306	.709	173	346	519	34.6	236	4	251	196	50	121	1199	79.9

# 2025-26 ROAD-ONLY SEASON BOX SCORE



Game Records

Record	Overall	Home	Away	Neutral
ALL GAMES	1-7	0-0	1-7	0-0
CONFERENCE	0-6	0-0	0-6	0-0
NON-CONFERENCE	1-1	0-0	1-1	0-0

Score by Periods

Team	1st	2nd	OT	TOT
Kansas St.	282	313	0	595
Opponents	310	345	0	655

Team Box Score

No.	Player				Total		3-Point		F-Throw		Rebounds														
		GP-GS	MIN	AVG	FG-FGA	FG%	3FG-3FGA	3FG%	FT-FTA	FT%	OFF	DEF	TOT	AVG	PF	DQ	A	TO	BLK	STL	PTS	AVG			
4	HAGGERTY, PJ	8-8	298:02	37.3	61-149	.409	15-42	.357	23-38	.605	8	24	32	4.0	23	0	22	33	0	7	160	20.0			
1	BASHIR JR., Abdi	5-5	129:22	25.9	22-57	.386	18-42	.429	2-3	.667	1	6	7	1.4	7	0	6	6	0	2	64	12.8			
34	JOHNSON, Nate	8-8	263:53	33.0	29-82	.354	18-46	.391	19-22	.864	8	33	41	5.1	20	1	37	19	4	20	95	11.9			
10	CASTILLO, David	8-3	230:33	28.8	25-69	.362	12-38	.316	11-11	1.000	2	16	18	2.3	19	1	13	8	1	5	73	9.1			
0	RAPIEQUE, Elias	4-4	87:06	21.8	12-21	.571	4-9	.444	1-3	.333	7	10	17	4.3	18	2	2	3	0	3	29	7.3			
21	MCGRIFF, Khamari	7-7	113:50	16.3	20-29	.690	1-1	1.000	7-8	.875	7	13	20	2.9	26	2	11	7	6	1	48	6.9			
3	JONES, CJ	7-0	109:57	15.7	12-35	.343	6-20	.300	3-3	1.000	4	6	10	1.4	8	0	10	7	0	3	33	4.7			
15	MANNING, Taj	8-4	158:28	19.8	12-22	.545	1-5	.200	9-13	.692	20	23	43	5.4	22	1	8	5	5	7	34	4.3			
6	JOHNSON, Marcus	4-0	29:41	7.4	5-11	.455	5-11	.455	2-2	1.000	1	5	6	1.5	6	0	3	4	0	0	17	4.3			
22	BUCA, Dorin	8-1	113:05	14.1	12-26	.462	2-4	.500	7-9	.778	15	17	32	4.0	19	2	4	7	12	2	33	4.1			
14	IKEGWURUKA, Mobi	2-0	20:27	10.2	2-2	1.000	0-0	.000	0-0	.000	1	1	2	1.0	6	0	0	0	1	4	4	2.0			
47	KOSTIC, Andrej	4-0	44:52	11.2	2-11	.182	1-7	.143	0-0	.000	2	2	4	1.0	5	0	4	3	1	0	5	1.3			
23	OSEI, Stephen	1-0	00:44	0.7	0-0	.000	0-0	.000	0-0	.000	0	0	0	0.0	0	0	0	0	0	0	0	0.0			
Team											14	22	36					2							
Total		8	1600		214-514	.416	83-225	.369	84-112	.750	90	178	268	33.5	179	9	120	104	30	54	595	74.4			
Opponents		8	1600		218-494	.441	58-198	.293	161-214	.752	110	220	330	41.3	122	1	125	95	40	53	655	81.9			



# 2025-26 WINS-ONLY BOX SCORE

Game Records

Record	Overall	Home	Away	Neutral
ALL GAMES	10-0	8-0	1-0	1-0
CONFERENCE	1-0	1-0	0-0	0-0
NON-CONFERENCE	9-0	7-0	1-0	1-0

Score by Periods

Team	1st	2nd	OT	TOT
Kansas St.	472	472	0	944
Opponents	335	420	0	755

Team Box Score

No.	Player				Total		3-Point		F-Throw		Rebounds															
		GP-GS	MIN	AVG	FG-FGA	FG%	3FG-3FGA	3FG%	FT-FTA	FT%	OFF	DEF	TOT	AVG	PF	DQ	A	TO	BLK	STL	PTS	AVG				
4	HAGGERTY, PJ	10-10	320:03	32.0	92-162	.568	15-34	.441	62-76	.816	12	45	57	5.7	22	0	45	34	1	10	261	26.1				
10	CASTILLO, David	10-1	224:34	22.5	53-94	.564	28-53	.528	12-14	.857	4	24	28	2.8	13	0	27	13	1	3	146	14.6				
34	JOHNSON, Nate	10-10	301:19	30.1	50-87	.575	25-47	.532	13-17	.765	11	42	53	5.3	22	0	49	16	3	24	138	13.8				
1	BASHIR JR., Abdi	9-9	211:48	23.5	41-89	.461	36-69	.522	1-2	.500	1	22	23	2.6	11	0	26	10	0	3	119	13.2				
21	MCGRIFF, Khamari	9-9	179:55	20.0	39-55	.709	1-3	.333	21-26	.808	16	24	40	4.4	28	1	8	7	10	8	100	11.1				
47	KOSTIC, Andrej	9-0	106:52	11.9	15-41	.366	9-26	.346	4-5	.800	8	13	21	2.3	10	0	15	7	1	3	43	4.8				
0	RAPIEQUE, Elias	9-8	172:54	19.2	15-35	.429	3-10	.300	4-9	.444	11	14	25	2.8	30	1	21	8	3	10	37	4.1				
22	BUCA, Dorin	10-1	120:17	12.0	11-25	.440	0-4	.000	10-16	.625	12	19	31	3.1	20	1	6	10	16	0	32	3.2				
14	IKEGWURUKA, Mobi	4-1	63:35	15.9	5-6	.833	0-0	.000	2-4	.500	4	6	10	2.5	8	0	3	4	3	2	12	3.0				
15	MANNING, Taj	9-1	113:02	12.6	11-19	.579	1-5	.200	3-4	.750	13	19	32	3.6	6	0	4	3	5	4	26	2.9				
3	JONES, CJ	10-0	167:43	16.8	10-32	.313	2-13	.154	3-4	.750	2	20	22	2.2	9	0	12	7	1	6	25	2.5				
6	JOHNSON, Marcus	2-0	09:54	5.0	1-4	.250	1-4	.250	0-0	.000	0	3	3	1.5	2	0	0	2	0	0	3	1.5				
23	OSEI, Stephen	2-0	08:05	4.0	1-3	.333	0-0	.000	0-0	.000	2	1	3	1.5	1	0	0	3	0	0	2	1.0				
Team											16	20	36					1								
Total		10	2000		344-652	.528	121-268	.451	135-177	.763	112	272	384	38.4	182	3	216	125	44	73	944	94.4				
Opponents		10	2000		267-622	.429	80-233	.343	141-198	.712	105	203	308	30.8	160	3	143	133	36	81	755	75.5				

# 2025-26 LOSSES-ONLY SEASON BOX SCORE

Game Records					Score by Periods														
Record	Overall	Home	Away	Neutral	Team	1st	2nd	OT	TOT										
ALL GAMES	0-15	0-7	0-7	0-1	Kansas St.	480	581	0	1061										
CONFERENCE	0-11	0-5	0-6	0-0	Opponents	633	629	0	1262										
NON-CONFERENCE	0-4	0-2	0-1	0-1															

Team Box Score																							
No.	Player				Total		3-Point		F-Throw		Rebounds												
		GP-GS	MIN	AVG	FG-FGA	FG%	3FG-3FGA	3FG%	FT-FTA	FT%	OFF	DEF	TOT	AVG	PF	DQ	A	TO	BLK	STL	PTS	AVG	
4	HAGGERTY, PJ	15-15	548:10	36.5	122-279	.437	20-63	.317	58-95	.611	20	50	70	4.7	41	0	56	53	0	19	322	21.5	
1	BASHIR JR., Abdi	9-9	232:29	25.8	39-101	.386	31-82	.378	10-14	.714	3	14	17	1.9	11	0	15	10	0	6	119	13.2	
34	JOHNSON, Nate	15-15	492:29	32.8	46-138	.333	21-73	.288	27-30	.900	11	57	68	4.5	39	1	61	31	4	27	140	9.3	
10	CASTILLO, David	15-8	437:57	29.2	49-144	.340	23-80	.288	18-23	.783	5	25	30	2.0	33	1	19	17	0	5	139	9.3	
21	MCGRIFF, Khamari	12-12	238:08	19.8	43-57	.754	0-2	.000	13-24	.542	18	29	47	3.9	41	2	18	14	13	4	99	8.3	
15	MANNING, Taj	14-9	300:12	21.4	22-48	.458	3-18	.167	11-15	.733	35	41	76	5.4	38	1	18	12	10	13	58	4.1	
0	RAPIEQUE, Elias	6-4	96:26	16.1	9-19	.474	4-9	.444	2-7	.286	7	10	17	2.8	22	1	3	6	1	4	24	4.0	
3	JONES, CJ	14-0	222:39	15.9	18-63	.286	9-36	.250	10-11	.909	7	15	22	1.6	17	0	19	11	1	6	55	3.9	
22	BUCA, Dorin	14-3	205:53	14.7	21-39	.538	2-6	.333	6-14	.429	27	28	55	3.9	30	2	8	16	18	5	50	3.6	
47	KOSTIC, Andrej	7-0	96:37	13.8	8-27	.296	7-22	.318	2-2	1.000	2	8	10	1.4	10	0	5	5	1	4	25	3.6	
6	JOHNSON, Marcus	9-0	66:57	7.4	7-25	.280	7-22	.318	2-2	1.000	2	8	10	1.1	9	0	5	7	0	0	23	2.6	
14	IKEGWURUKA, Mobi	6-0	61:19	10.2	3-8	.375	0-0	.000	1-2	.500	3	7	10	1.7	14	0	1	2	1	6	7	1.2	
23	OSEI, Stephen	1-0	00:44	0.7	0-0	.000	0-0	.000	0-0	.000	0	0	0	0.0	0	0	0	0	0	0	0	0.0	
Team											27	28	55					10					
Total		15	3000		387-948	.408	127-413	.308	160-239	.669	167	320	487	32.5	305	8	228	194	49	99	1061	70.7	
Opponents		15	3000		437-930	.470	121-357	.339	267-365	.732	195	412	607	40.5	229	2	260	184	59	102	1262	84.1	

2025-26 GAME-BY-GAME STATISTICS

Opponent	W/L	1H	2H	OT	TOT	+/-	FGM-A	Pct.	3FM-A	Pct.	FTM-A	Pct.	OR	DR	TOT	+/-	A	TO	TO Mar	BLK	STL	PF
KANSAS STATE	W	33	60	—	93	+29	34-67	50.7	14-27	51.9	11-20	55.0	11	31	42	+11	22	16	+2	7	9	20
UNC Greensboro		34	30	—	64		23-61	37.7	6-20	30.0	12-20	60.0	10	21	31		15	18		3	11	17
KANSAS STATE	W	46	52	—	98	+27	33-53	62.3	14-23	60.9	18-23	78.3	11	25	36	+14	24	18	-5	3	5	19
Bellarmine		30	41	—	71		28-61	45.9	4-20	20.0	11-17	64.7	11	11	22		11	13		1	12	20
KANSAS STATE	W	55	44	—	99	+3	38-59	64.4	9-18	50.0	14-21	66.7	6	19	25	-1	21	17	0	5	9	17
California		34	62	—	96		35-62	56.5	15-28	53.6	11-14	78.6	9	17	26		21	17		5	11	20
KANSAS STATE	W	39	45	—	84	+1	30-68	44.1	5-24	20.8	19-21	90.5	12	28	40	+2	18	10	-1	2	5	19
Tulsa		34	49	—	83		27-66	40.9	8-30	26.7	21-29	72.4	14	24	38		16	9		1	7	16
KANSAS STATE	W	44	54	—	98	+21	37-73	50.7	14-30	46.7	10-11	90.9	12	26	38	+4	22	8	+6	4	5	19
vs. Mississippi State		36	41	—	77		26-60	43.3	7-25	28.0	18-23	78.3	9	25	34		11	14		5	3	14
KANSAS STATE	L	35	50	—	85	-1	27-62	43.5	12-35	34.3	19-22	86.4	9	23	32	0	19	13	-1	2	5	17
vs. Nebraska		45	41	—	86		33-61	54.1	8-32	25.0	12-20	60.0	8	24	32		16	12		0	6	17
KANSAS STATE	L	27	42	—	69	-17	24-57	42.1	8-20	40.0	13-15	86.7	8	20	28	-7	10	19	-2	2	6	25
@Indiana		39	47	—	86		27-57	47.4	10-33	30.3	22-29	75.9	11	24	35		15	17		4	7	20
KANSAS STATE	L	35	31	—	66	-16	24-61	39.3	6-23	26.1	12-22	54.5	13	19	32	-7	11	6	+2	3	3	18
Bowling Green		49	33	—	82		28-62	45.2	12-26	46.2	14-19	73.7	15	24	39		16	8		2	3	15
KANSAS STATE	L	29	38	—	67	-11	23-62	37.1	6-30	20.0	15-35	42.9	19	28	47	+3	16	16	-4	7	7	22
Seton Hall		35	43	—	78		28-72	38.9	5-23	21.7	17-22	77.3	15	29	44		15	12		5	10	22
KANSAS STATE	W	55	53	—	108	+59	38-66	57.6	19-36	52.8	13-16	81.3	12	33	45	+15	30	14	+5	6	13	15
Mississippi Valley State		21	28	—	49		16-62	25.8	4-18	22.2	13-16	81.3	12	18	30		11	19		4	8	12
KANSAS STATE	W	51	32	—	83	+7	29-68	42.6	12-28	42.9	13-15	86.7	15	27	42	+7	14	7	0	4	5	16
@Creighton		33	43	—	76		25-63	39.7	12-32	37.5	14-15	93.3	11	24	35		15	7		7	4	13
KANSAS STATE	W	57	49	—	106	+30	41-66	62.1	12-24	50.0	12-16	75.0	11	33	44	+16	23	12	0	9	10	21
South Dakota		34	42	—	76		28-67	41.8	9-19	47.4	11-20	55.0	12	16	28		18	12		2	10	14
KANSAS STATE	W	46	48	—	94	+9	33-70	47.1	10-35	28.6	18-24	75.0	15	28	43	+13	25	13	+2	2	8	23
ULM		36	49	—	85		27-55	49.1	7-18	38.9	24-34	70.6	7	23	30		15	15		4	10	20
KANSAS STATE	L	35	38	—	73	-10	28-67	41.8	3-21	14.3	14-19	73.7	11	24	35	-12	15	12	+7	2	12	22
BYU		45	38	—	83		28-63	44.4	9-24	37.5	18-27	66.7	16	31	47		17	19		6	9	16
KANSAS STATE	L	36	40	—	76	-25	26-77	33.8	8-36	22.2	16-19	84.2	12	20	32	-23	14	10	-2	4	6	29
@Arizona		51	50	—	101		34-69	49.3	3-16	18.8	30-39	76.9	15	40	55		17	8		8	8	19
KANSAS STATE	L	38	46	—	84	-3	28-70	40.0	13-31	41.9	15-21	71.4	16	18	34	-14	14	13	+2	3	7	27
@Arizona State		36	51	—	87		30-64	46.9	3-22	13.6	24-32	75.0	18	30	48		14	15		10	6	17
KANSAS STATE	L	28	45	—	73	-9	29-65	44.6	6-30	20.0	9-15	60.0	8	26	34	-1	25	12	-2	1	5	18
UCF		42	40	—	82		32-61	52.5	7-15	46.7	11-18	61.1	7	28	35		18	10		3	8	14
KANSAS STATE	L	43	40	—	83	-1	33-66	50.0	15-33	45.5	2-5	40.0	13	26	39	+2	22	16	-9	5	4	22
@Oklahoma State		48	36	—	84		28-68	41.2	8-24	33.3	20-24	83.3	16	21	37		14	7		3	7	10
KANSAS STATE	W	46	35	—	81	+3	31-62	50.0	12-23	52.2	7-10	70.0	7	22	29	-5	17	10	-1	2	4	13
Utah		43	35	—	78		32-65	49.2	8-23	34.8	6-10	60.0	10	24	34		10	9		4	5	14
KANSAS STATE	L	35	27	—	62	-24	21-61	34.4	10-29	34.5	10-14	71.4	13	15	28	-11	12	8	+2	1	5	15
Kansas		37	49	—	86		31-58	53.4	4-16	25.0	20-24	83.3	12	27	39		19	10		4	2	13
KANSAS STATE	L	22	32	—	54	-5	21-56	37.5	8-25	32.0	4-4	100.0	7	24	31	-7	9	10	+3	4	8	14
@West Virginia		28	31	—	59		23-55	41.8	7-24	29.2	6-9	66.7	10	28	38		14	13		3	6	12
KANSAS STATE	L	21	40	—	61	-34	25-62	40.3	7-23	30.4	4-6	66.7	8	16	24	-15	13	14	-2	4	9	19
Iowa State		50	45	—	95		33-60	55.0	14-27	51.9	15-20	75.0	10	29	39		28	12		1	8	10
KANSAS STATE	L	46	36	—	82	-2	33-63	52.4	11-26	42.3	5-8	62.5	8	17	25	-15	24	12	+1	5	8	23
@TCU		42	42	—	84		27-59	45.8	8-26	30.8	22-36	61.1	17	23	40		18	13		0	7	10
KANSAS STATE	L	31	31	—	62	-29	25-62	40.3	6-25	24.0	6-9	66.7	11	18	29	-8	11	16	-3	3	4	13
Cincinnati		53	38	—	91		31-62	50.0	16-28	57.1	13-16	81.3	13	24	37		21	13		7	5	13
KANSAS STATE	L	19	45	—	64	-14	20-57	35.1	8-26	30.8	16-25	64.0	11	26	37	-5	13	17	-2	3	10	24
@Houston		33	45	—	78		24-59	40.7	7-21	33.3	23-30	76.7	12	30	42		18	15		5	8	21
KANSAS STATE																						
Baylor																						
KANSAS STATE																						
@Texas Tech																						
KANSAS STATE																						
@Colorado																						
KANSAS STATE																						
TCU																						
KANSAS STATE																						
West Virginia																						
KANSAS STATE																						
@Kansas																						
KANSAS STATE																						
vs. TBD																						



2025-26 SUPERLATIVES

Individual

Category	Kansas State	Opponent
Points Scored	37 - P.J. Haggerty vs. Mississippi State (11/21/25)	33 - Terrence Brown, Utah (1/20/26)
Field Goals	15 - P.J. Haggerty vs. Utah (1/20/26)	14 - Terrence Brown, Utah (1/20/26)
Field Goals Attempted	29 - P.J. Haggerty vs. Utah (1/20/26)	24 - Terrence Brown, Utah (1/20/26)
Highest FG Percentage (min. 5 made)	100.0 (8-of-8) - Khamari McGriff vs. Bellarmine (11/8/25) 100.0 (7-of-7) - David Castillo vs. Bellarmine (11/8/25) 100.0 (7-of-7) - Khamari McGriff at Oklahoma State (1/17/26)	100.0 (6-of-6) - Sam Hoiberg, Nebraska (11/21/25) 100.0 (5-of-5) - Andrija Vukovic, Oklahoma State (1/17/26)
Highest FG Percentage (min. 10 made)	83.3 (10-of-12) - P.J. Haggerty vs. South Dakota (12/20/25)	76.9 (10-of-13) - Flory Bidunga, Kansas (1/24/26)
3-Point Field Goals Made	7 - Abdi Bashir Jr. vs. Nebraska (11/21/25)	7 - Chris Bell, California (11/13/25)
3-Point Field Goals Attempted	15 - Abdi Bashir Jr. vs. Nebraska (11/21/25)	14 - Pryce Sandfort, Nebraska (11/21/25)
3-Point Field Goal Percentage (min. 3 made)	85.7 (6-of-7) - Nate Johnson vs. UNC Greensboro (11/4/25)	77.8 (7-of-9) - Chris Bell, California (11/13/25)
Free Throws	11 - P.J. Haggerty vs. Bellarmine (11/8/25) 11 - P.J. Haggerty vs. Tulsa (11/17/25)	13 - Reed Bailey, Indiana (11/25/25)
Free Throws Attempted	12 - P.J. Haggerty vs. Bellarmine (11/8/25) 12 - P.J. Haggerty vs. California (11/13/25) 12 - P.J. Haggerty vs. Tulsa (11/17/25) 12 - P.J. Haggerty at Arizona State (1/10/26) 12 - P.J. Haggerty vs. Kansas (1/24/26)	15 - Reed Bailey, Indiana (11/25/25)
Free Throw Percentage (min. 5 made)	100.0 (5-of-5) - Abdi Bashir Jr. vs. Nebraska (11/21/25) 100.0 (7-of-7) - Nate Johnson at Arizona (1/7/26)	100.0 (8-of-8) - Myles Rigsby, Tulsa (11/17/25) 100.0 (6-of-6) - Sam Towns, Bowling Green (12/1/25) 100.0 (9-of-9) - A.J. Staton-McCray, Seton Hall (12/6/25) 100.0 (7-of-7) - Parsa Fallah, Oklahoma State (1/17/26) 100.0 (7-of-7) - Elmarko Jackson, Kansas (1/24/26) 100.0 (6-of-6) - Tre White, Kansas (1/24/26)
Free Throw Percentage (min. 10 made)	91.7 (11-of-12) - P.J. Haggerty vs. Bellarmine (11/8/25) 91.7 (11-of-12) - P.J. Haggerty vs. Tulsa (11/17/25)	92.3 (12-of-13) - Krystian Lewis, ULM (12/28/25)
Offensive Rebounds	8 - Dorin Buca vs. Kansas (1/24/26)	7 - Tobe Awaka, Arizona (1/7/26) 7 - Santiago Trouet, Arizona State (1/10/26) 7 - Parsa Fallah, Oklahoma State (1/17/26)
Defensive Rebounds	8 - Nate Johnson vs. UNC Greensboro (11/4/25) 8 - Nate Johnson at Houston (2/14/26)	10 - Koa Peat, Arizona (1/7/26)
Total Rebounds	11 - Dorin Buca vs. Kansas (1/24/26)	12 - Motiejus Krivas, Arizona (1/7/26) 12 - Baba Miller, Cincinnati (2/11/26)
Assists	11 - P.J. Haggerty vs. Bellarmine (11/8/25) 11 - Nate Johnson at TCU (2/7/26)	12 - Themus Fulks, UCF (1/14/26) 12 - Melvin Council Jr., Kansas (1/24/26)
Blocked Shots	5 - Dorin Buca vs. Mississippi Valley State (12/8/25)	5 - Massamba Diop, Arizona State (1/10/26)
Steals	6 - Nate Johnson at TCU (2/7/26)	5 - Dai Dai Ames, California (11/13/25)
Minutes Played	40 - P.J. Haggerty at Oklahoma State (1/17/26) 40 - P.J. Haggerty at Houston (2/14/26) 40 - Nate Johnson at Houston (2/14/26)	38 - Michael James, Mississippi Valley State (12/8/25) 38 - Maurice Odum, Arizona State (1/10/26) 38 - Themus Fulks, UCF (1/14/26) 38 - Melvin Council Jr., Kansas (1/24/26)


Team

K-State High	K-State Low	Category	Opponent High	Opponent Low
108 vs. Mississippi Valley State (12/8/25)	54 at West Virginia (1/27/26)	Points Scored	101 by Arizona (1/7/26)	#49 by Mississippi Valley State (12/8/25)
41 vs. South Dakota (12/20/25)	20 at Houston (2/14/26)	Field Goals	35 by California (11/13/25)	#16 by Mississippi Valley State (12/8/25)
^77 at Arizona (1/7/26)	53 vs. Bellarmine (11/8/25)	Field Goals Attempted	72 by Seton Hall (12/6/25)	55 by West Virginia (1/27/26)
^64.4 vs. California (11/13/25)	33.8 at Arizona (1/7/26)	FG Percentage	56.5 by California (11/13/25)	#25.8 by Mississippi Valley State (12/8/25)
19 vs. Mississippi Valley State (12/8/25)	5 vs. Tulsa (11/17/25)	3-Point Field Goals Made	^16 by Cincinnati (2/11/26)	4, twice
36, twice	18 vs. California (11/13/25)	3-Point Field Goals Attempted	33 by Indiana (11/25/25)	18 by Mississippi Valley State (12/8/25)
60.9 vs. Bellarmine (11/8/25)	20.0, twice	3-Point Field Goal Percentage	57.1 by Cincinnati (2/11/26)	20.0 by Bellarmine (11/8/25)
19, twice	2 at Oklahoma State (1/17/26)	Free Throws	^30 by Arizona (1/7/26)	6, twice
35 vs. Seton Hall (12/6/25)	4 at West Virginia (1/27/26)	Free Throws Attempted	^39 by Arizona (1/7/26)	9 by West Virginia (1/27/26)
90.9 vs. Mississippi State (11/20/25)	40.0 at Oklahoma State (1/17/26)	Free Throw Percentage	93.3 by Creighton (12/13/25)	55.0 by South Dakota (12/20/25)
19 vs. Seton Hall (12/6/25)	6 vs. California (11/13/25)	Offensive Rebounds	18 by Arizona State (1/10/26)	7 by UCF (1/14/26)
33, twice	15 vs. Kansas (1/24/26)	Defensive Rebounds	40 by Arizona (1/7/26)	11 by Bellarmine (11/8/25)
47 vs. Seton Hall (12/6/25)	24 vs. Iowa State (2/1/26)	Total Rebounds	55 by Arizona (1/7/26)	22 by Bellarmine (11/8/25)
^29 at Arizona (1/7/26)	13, twice	Fouls	22 by Seton Hall (12/6/25)	10, 3 times
^3 at Arizona (1/7/26)	0, 16 times	Fouled Out	1, 3 times	0, 22 times
^30 vs. Mississippi Valley State (12/8/25)	9 at West Virginia (1/27/26)	Assists	28 by Iowa State (2/1/26)	10 by Utah (1/20/26)
19 at Indiana (11/25/25)	6 vs. Bowling Green (12/1/25)	Turnovers	19 by Mississippi Valley State (12/8/25)	7, twice
9 vs. South Dakota (12/20/25)	1, twice	Blocked Shots	10 by Arizona State (1/10/26)	0, twice
13 vs. Mississippi Valley State (12/8/25)	3 vs. Bowling Green (12/1/25)	Steals	12 by Bellarmine (11/8/25)	2 by Kansas (1/24/26)
\$56, twice	#18 vs. Kansas (1/24/26)	Points in Paint	56 by Arizona (1/7/26)	10 by Mississippi Valley State (12/8/25)
26 at Houston (2/14/26)	4 at Arizona (1/7/26)	Points off Turnovers	27, twice	2 by Creighton (12/13/25)
20 at Arizona State (1/10/26)	4, twice	2nd Chance Points	^24 by Arizona State (1/10/26)	7 by Mississippi Valley State (12/8/25)
^27, 3 times	6, twice	Fast Break Points	26 by Arizona (1/7/26)	0 by Bowling Green (12/1/25)
42 vs. South Dakota (12/20/25)	6, 3 times	Bench Points	36 by Oklahoma State (1/17/26)	9 by ULM (12/28/25)
57 vs. South Dakota (12/20/25)	19 at Houston (2/14/26)	Points/1st Half	53 by Cincinnati (2/11/26)	21 by Mississippi Valley State (12/8/25)
^67.6, twice	20.8 at Houston (2/14/26)	FG Percentage/1st Half	58.1 by Iowa State (2/1/26)	19.4 by Mississippi Valley State (12/8/25)
60 vs. UNC Greensboro (11/4/25)	31, twice	Points/2nd Half	62 by California (11/13/25)	28 by Mississippi Valley State (12/8/25)
65.4 vs. Bellarmine (11/8/25)	27.8 at Creighton (12/13/25)	FG Percentage/2nd Half	67.6 by California (11/13/25)	32.3 by Mississippi Valley State (12/8/25)
—	—	Points/Overtime	—	—
—	—	FG Percentage/Overtime	—	—

^High in Jerome Tang era  
#Low in Jerome Tang era  
\$School record



2025-26 LINEUP COMBINATIONS / NCAA RANKINGS



WILDCATS IN NCAA RANKINGS

Team Stats in the Top 50		
Category	Stat	Ranking
Assists/Game	17.8	22
Fastbreak Points	15.1	25
3-pt Field Goals/Game	9.9	40

Player Stats in the Top 100			
Category	Player	Stat	Ranking
Field Goals	P.J. Haggerty	214	2
Field Goal Att	P.J. Haggerty	441	2
Free Throws	P.J. Haggerty	120	77
Free Throw Att	P.J. Haggerty	171	40
Minutes/Game	P.J. Haggerty	34.4	65
Points	P.J. Haggerty	583	2
Points/Game	P.J. Haggerty	23.3	2
Steals	Nate Johnson	51	41
Steals/Game	Nate Johnson	2.0	43
3-pt Field Goal %	Abdi Bashir Jr.	44.4	7
3-pointers/Game	Abdi Bashir Jr.	3.72	3
Total 3-point FGM	Abdi Bashir Jr.	67	89

KILL SHOTS

A "kill shot" is a term coined by college basketball analytics reporter **Evan Miyakawa**. Miyakawa defines a "kill shot" as any time that a team scores 10 or more unanswered points against their opponent. The ability to maximize "kill shots" while minimizing your opponent's "kill shots" plays a major factor in erasing deficits and holding leads.

Run	Score Before	Score After	Opponent
15-0	55-45, 12:35	70-45, 9:39	UNC Greensboro
10-0	15-12, 11:23	25-12, 7:35	Bellarmine
13-0	5-9, 15:54	18-9, 13:22	California
11-0	71-64, 8:46	82-64, 6:16	Mississippi State
11-0	35-45, 19:26	46-45, 17:06	Nebraska
10-0	4-20, 11:33	14-20, 9:00	Indiana
14-0	36-18, 6:38	50-18, 2:04	Mississippi Valley
11-0	8-7, 18:03	19-7, 14:48	South Dakota
10-0	57-36, 19:45	67-36, 16:44	South Dakota
11-0	8-6, 16:38	19-6, 14:12	TCU

WILDCATS BY THE MONTH

Month	Record	PPG	Opp. PPG	Margin	FG%	Opp. FG%	3P%	Opp. 3P%	RPG	APG
November	5-2	89.4	80.4	+9.0	50.8	46.5	42.9	30.9	34.4	19.4
December	4-2	87.3	74.3	+13.0	47.8	39.9	36.9	36.0	42.2	19.8
January	1-7	73.3	82.5	-9.3	41.4	47.3	32.9	29.9	32.8	16.0
February	0-4	67.3	87.0	-19.8	42.2	47.9	32.0	44.1	28.8	15.3
March										

STARTING LINEUPS

Date	Opponent	G	G	G	G/W	W
11.4	UNC GREENSBORO	P.J. Haggerty	Nate Johnson	Abdi Bashir Jr.	Mobi Ikegwuruka	Khamari McGriff
11.8	BELLARMINE	P.J. Haggerty	Nate Johnson	Abdi Bashir Jr.	Elias Rapieque	Khamari McGriff
11.13	CALIFORNIA	P.J. Haggerty	Nate Johnson	Abdi Bashir Jr.	Elias Rapieque	Khamari McGriff
11.17	TULSA	P.J. Haggerty	Nate Johnson	Abdi Bashir Jr.	Elias Rapieque	Khamari McGriff
11.20	vs. Mississippi State	P.J. Haggerty	Nate Johnson	Abdi Bashir Jr.	Elias Rapieque	Khamari McGriff
11.21	vs. Nebraska	P.J. Haggerty	Nate Johnson	Abdi Bashir Jr.	Elias Rapieque	Khamari McGriff
11.25	@Indiana	P.J. Haggerty	Nate Johnson	Abdi Bashir Jr.	Elias Rapieque	Khamari McGriff
12.1	BOWLING GREEN	P.J. Haggerty	David Castillo	Abdi Bashir Jr.	Nate Johnson	Khamari McGriff
12.6	SETON HALL	P.J. Haggerty	David Castillo	Abdi Bashir Jr.	Nate Johnson	Khamari McGriff
12.8	MISSISSIPPI VALLEY	P.J. Haggerty	Nate Johnson	Abdi Bashir Jr.	Elias Rapieque	Khamari McGriff
12.13	@Creighton	P.J. Haggerty	Nate Johnson	Abdi Bashir Jr.	Elias Rapieque	Khamari McGriff
12.20	SOUTH DAKOTA	P.J. Haggerty	Nate Johnson	Abdi Bashir Jr.	Elias Rapieque	Khamari McGriff
12.28	ULM	P.J. Haggerty	Nate Johnson	Abdi Bashir Jr.	Elias Rapieque	Khamari McGriff
1.3	BYU*	P.J. Haggerty	Nate Johnson	Abdi Bashir Jr.	Taj Manning	Khamari McGriff
1.7	@Arizona*	P.J. Haggerty	Nate Johnson	Abdi Bashir Jr.	Elias Rapieque	Khamari McGriff
1.10	@Arizona State*	P.J. Haggerty	Nate Johnson	Abdi Bashir Jr.	Elias Rapieque	Khamari McGriff
1.14	UCF*	P.J. Haggerty	Nate Johnson	Abdi Bashir Jr.	Taj Manning	Khamari McGriff
1.17	@Oklahoma State*	P.J. Haggerty	Nate Johnson	Abdi Bashir Jr.	Taj Manning	Khamari McGriff
1.20	UTAH*	P.J. Haggerty	Nate Johnson	David Castillo	Taj Manning	Dorin Buca
1.24	KANSAS*	P.J. Haggerty	Nate Johnson	David Castillo	Taj Manning	Dorin Buca
1.27	@West Virginia*	P.J. Haggerty	Nate Johnson	David Castillo	Taj Manning	Dorin Buca
2.1	IOWA STATE*	P.J. Haggerty	Nate Johnson	David Castillo	Taj Manning	Dorin Buca
2.7	@TCU*	P.J. Haggerty	Nate Johnson	David Castillo	Taj Manning	Khamari McGriff
2.11	CINCINNATI*	P.J. Haggerty	Nate Johnson	David Castillo	Taj Manning	Khamari McGriff
2.14	@Houston*	P.J. Haggerty	Nate Johnson	David Castillo	Taj Manning	Khamari McGriff
2.17	BAYLOR*					
2.21	@Texas Tech*					
2.25	@Colorado*					
2.28	TCU*					
3.3	WEST VIRGINIA*					
3.7	@Kansas*					

COMBINATIONS

Rank	Combination	Times Used	K-State Record	Last Time Used
1	Haggerty / N. Johnson / Bashir / Ikegwuruka / McGriff	1	1-0	11/4/25 vs. UNC Greensboro
2	Haggerty / N. Johnson / Bashir / Rapieque / McGriff	12	8-4	1/10/26 at Arizona State
3	Haggerty / Castillo / Bashir / N. Johnson / McGriff	2	0-2	12/6/25 vs. Seton Hall
4	Haggerty / N. Johnson / Bashir / Manning / McGriff	3	0-3	1/18/26 at Oklahoma State
5	Haggerty / N. Johnson / Castillo / Manning / Buca	4	1-3	2/1/26 vs. Iowa State
6	Haggerty / N. Johnson / Castillo / Manning / McGriff	3	0-3	2/14/26 vs. Houston

STARTING STREAKS & TOTALS

#	Player	Streak	2025-26	Career	K-State Career	Big 12 Play
0	Elias Rapieque	—	13	13	13	2
1	Abdi Bashir Jr.	—	18	50	18	5
2	Exavier Wilson	—	—	—	—	—
3	C.J. Jones	—	—	59	9	1
4	P.J. Haggerty	25	25	91	25	12
6	Marcus Johnson	—	—	—	—	—
10	David Castillo	7	9	11	11	7
14	Mobi Ikegwuruka	—	1	1	1	—
15	Taj Manning	9	10	11	11	10
21	Khamari McGriff	3	21	63	21	8
22	Dorin Buca	—	3	3	3	3
23	Stephen Osei	—	—	—	—	—
34	Nate Johnson	25	25	85	25	12
47	Andrej Kostic	—	—	—	—	—





2025-26 SPECIALITY STATS / BIGGEST LEAD / TIME IN LEAD

SPECIALITY STATS

Date	Opponent	PAINT		OFF TOS		2ND CHANCE		FAST BREAK		BENCH		HALFTIME SCORE		
		KS	Opp.	KS	Opp.	KS	Opp.	KS	Opp.	KS	Opp.	KS	Opp.	Marg
11.4	UNC GREENSBORO	34	28	21	17	14	10	26	8	21	10	33	34	-1
11.8	BELLARMINE	38	46	20	19	17	15	6	9	31	21	46	30	+16
11.13	CALIFORNIA	56	34	22	27	12	13	27	15	28	15	55	34	+21
11.17	TULSA	46	34	12	14	17	15	26	10	23	33	39	34	+5
11.20	vs. Mississippi State	42	30	17	4	9	8	17	4	24	34	44	36	+8
11.21	vs. Nebraska	24	48	18	24	13	11	12	4	8	20	35	45	-10
11.25	@Indiana	24	32	16	27	4	11	11	14	26	16	27	39	-12
12.1	BOWLING GREEN	32	30	6	9	14	17	9	0	6	13	35	49	-14
12.6	SETON HALL	34	40	7	22	10	18	12	11	12	22	29	35	-6
12.8	MISSISSIPPI VALLEY	34	10	17	4	17	7	27	11	38	11	55	21	+34
12.13	@Creighton	34	24	8	2	16	11	9	10	25	17	51	33	+18
12.20	SOUTH DAKOTA	56	38	11	10	14	15	27	12	42	29	57	34	+23
12.28	ULM	44	32	15	20	11	6	16	11	28	9	46	36	+10
1.3	BYU*	48	32	17	7	7	20	4	11	17	13	35	45	-10
1.7	@Arizona*	36	56	4	9	13	19	13	26	29	20	36	51	-15
1.10	@Arizona State*	28	50	16	13	20	24	23	14	14	7	38	36	+2
1.14	UCF*	44	40	10	8	9	12	15	14	6	22	28	42	-14
1.17	@Oklahoma State*	32	40	10	26	16	23	11	14	15	36	43	48	-5
1.20	UTAH*	32	40	8	14	6	12	17	11	8	13	46	43	+3
1.24	KANSAS*	18	46	12	10	11	21	9	8	12	19	35	37	-2
1.27	@West Virginia*	24	30	18	8	4	15	8	10	6	14	22	28	-6
2.1	IOWA STATE*	32	36	6	21	8	10	12	14	13	24	21	50	-29
2.7	@TCU*	34	34	20	22	12	19	14	17	18	22	46	42	+4
2.11	CINCINNATI*	34	24	13	15	13	20	6	13	15	21	31	53	-22
2.14	@Houston*	22	26	26	18	13	15	20	10	9	20	19	33	-14
2.17	BAYLOR*													
2.21	@Texas Tech*													
2.25	@Colorado*													
2.28	TCU*													
3.3	WEST VIRGINIA*													
3.7	@Kansas*													

BIGGEST LEAD/TIME IN LEAD

Date	Opponent	W/L	Score	KS Big	Opp Big	Times	LC	KS in	Opp in	Tied
				Lead	Lead	Tied		Lead	Lead	
11.4	UNC GREENSBORO	W	93-64	32	10	3	10	22:06	15:56	1:58
11.8	BELLARMINE	W	98-71	27	1	3	2	37:13	0:13	2:34
11.13	CALIFORNIA	W	99-96	25	4	2	3	36:20	1:43	1:57
11.17	TULSA	W	84-83	10	5	8	10	29:53	6:07	4:00
11.20	vs. Mississippi State	W	98-77	23	4	2	6	33:59	4:57	1:04
11.21	vs. Nebraska	L	85-86	15	5	11	13	8:00	23:41	8:19
11.25	@Indiana	L	69-86	—	23	—	—	—	39:47	0:13
12.1	BOWLING GREEN	L	66-82	—	18	—	—	—	39:04	0:56
12.6	SETON HALL	L	67-78	2	17	3	3	0:54	36:42	2:24
12.8	MISSISSIPPI VALLEY	W	108-49	61	—	1	—	38:35	—	1:25
12.13	@Creighton*	W	83-76	20	3	2	5	36:51	0:56	2:13
12.20	SOUTH DAKOTA*	W	106-76	36	2	—	1	39:11	0:28	0:21
12.28	ULM*	W	94-85	20	6	4	2	27:01	10:54	2:05
1.3	BYU*	L	73-83	5	12	2	4	3:34	34:00	2:26
1.7	@Arizona*	L	76-101	—	29	2	—	—	39:11	0:49
1.10	@Arizona State*	L	84-87	7	9	9	9	15:55	16:18	7:47
1.14	UCF*	L	73-82	2	16	1	6	1:35	37:11	1:14
1.17	@Oklahoma State*	L	83-84	5	10	11	13	9:05	26:32	4:23
1.20	UTAH*	W	81-78	10	5	6	9	25:00	11:37	3:23
1.24	KANSAS*	L	62-86	2	24	1	6	3:34	35:34	0:52
1.27	@West Virginia*	L	54-59	8	10	3	3	20:29	17:39	1:52
2.1	IOWA STATE*	L	61-95	2	39	1	2	0:21	38:17	1:22
2.7	@TCU*	L	82-84	18	2	1	1	39:30	0:07	0:23
2.11	CINCINNATI*	L	62-91	—	32	—	—	—	39:41	0:19
2.14	@Houston*	L	64-78	9	24	—	2	10:52	28:55	0:53
2.17	BAYLOR*									
2.21	@Texas Tech*									
2.25	@Colorado*									
2.28	TCU*									
3.3	WEST VIRGINIA*									
3.7	@Kansas*									

RECORD BY GAME TIME

Time	When K-State Leads	When Opponent Leads	When Tied
10:00, 1st half	8-2	2-13	0-0
Halftime	9-2	1-13	0-0
10:00	8-4	2-11	0-0
5:00	10-2	0-13	0-0
2:00	8-2	2-13	0-0
1:00	8-1	1-12	1-2

HALF SPLITS

K-State	Most Points	Fewest Points
1st Half	57, 12/20/25 vs. USD	19, 2/14/26 at UH
2nd Half	60, 11/4/25 vs. UNCG	27, 1/24/26 vs. KU
Overtime	—	—

Opponents	Most Points	Fewest Points
1st Half	53, 2/11/26 by Cincinnati	21, 12/8/25 by MVSU
2nd Half	62, 11/13/25 by Cal	28, 12/8/25 by MVSU
Overtime	—	—

Halftime Margin		
Biggest Lead	61 points, 12/8/25 by K-State	
Biggest Deficit	39 points, 2/1/26 vs. Iowa State	

OPENING TIP

Result	Record
K-State controls	7-5
Opponent controls	3-10

FIRST OFF BENCH

Player	Times
Dorin Buca	15
David Castillo	7
C.J. Jones	7
Mobi Ikegwuruka	4
Taj Manning	4
Marcus Johnson	3
Elias Rapieque	3
Andrej Kostic	1

DOUBLE-DOUBLES

Player	S/C	Date/Opp.	Stat Line
P.J. Haggerty	1/3	11/8/25 vs. Bellarmine	23p/11a
P.J. Haggerty	2/4	11/17/25 vs. Tulsa	31p/10r
Nate Johnson	1/2	2/7/26 at TCU	13p/11a
Nate Johnson	2/3	2/14/26 at Houston	12p/10r

THE LAST TIME K-STATE...

<div>Team</div> <div> <p>K-State was ranked No. 1 in AP Top 25: March 14, 1959</p> <p>K-State was ranked in AP Top 25: No. 15 (March 13, 2023)</p> <p>K-State was ranked in USA Today Coaches Poll: No. 9 (April 4, 2023)</p> <p>Played AP No. 1-ranked opponent: Lost to Arizona, 101-76 (Jan. 7, 2026)</p> <p>Defeated AP No. 1-ranked opponent: Oklahoma, 80-69 (Feb. 6, 2016)</p> <p>Defeated AP No. 1-ranked opponent on road: Kansas, 68-64 (Jan. 17, 1994)</p> <p>Played AP No. 2-ranked opponent: Defeated No. 2 Kansas, 83-82 [OT] (Jan. 17, 2023)</p> <p>Defeated opponent ranked 3-10 by AP: No. 3 Iowa State, 80-61 (Feb. 1, 2025)</p> <p>Defeated opponent ranked 3-10 by AP on the road: No. 3 Iowa State, 80-61 (Feb. 1, 2025)</p> <p>Defeated opponent ranked 11-15 by AP: No. 13 Arizona, 73-70 (Feb. 11, 2025)</p> <p>Defeated AP Top 25 opponent at home: No. 13 Arizona, 73-70 (Feb. 11, 2025)</p> <p>Defeated AP Top 25 opponent on the road: No. 3 Iowa State, 80-61 (Feb. 1, 2025)</p> <p>Defeated consecutive AP Top 25 opponents on the road: No. 6 Texas, 116-103 (Jan. 3, 2023) and No. 19 Baylor, 97-95 [OT] (Jan. 7, 2023)</p> <p>Defeated AP Top 25 opponent at neutral site: No. 18 Kentucky, 61-58 (March 22, 2018)</p> </div>	<div> <p>K-State made 50 or more field goals: <i>Never been done in recorded school history</i></p> <p>K-State attempted 60 or more field goals: 62 vs. Cincinnati (Feb. 11, 2026)</p> <p>K-State attempted 70 or more field goals: 70 at Arizona State (Jan. 10, 2026)</p> <p>K-State attempted 80 or more field goals: 88 vs. South Dakota (Jan. 3, 2010)</p> <p>K-State attempted 90 or more field goals: 94 vs. Houston (March 14, 1970)</p> <p>K-State attempted 100 or more field goals: 103 vs. Cal State Fullerton (Dec. 2, 1967)</p> </div>
<div>Scoring</div> <div> <p>Scored 20 or more points: 23 by P.J. Haggerty at No. 3/3 Houston (Feb. 14, 2026)</p> <p>Reserve scored 20 or more points: 20 by Macaleab Rich at Wichita State (Dec. 21, 2024)</p> <p>Freshman scored 20 or more points: 23 by Nijel Pack vs. TCU (March 10, 2021)</p> <p>Scored 30 or more points: 30 by P.J. Haggerty at TCU (Feb. 7, 2026)</p> <p>Freshman scored 30 or more points: 34 by Marcus Foster vs. Texas (Feb. 8, 2014)</p> <p>Scored 35 or more points: 37 by P.J. Haggerty vs. Mississippi State (Nov. 20, 2025)</p> <p>Scored 40 or more points: 44 by Denis Clemente at Texas (Jan. 31, 2009)</p> <p>Scored 50 or more points: 62 by Askia Jones vs. Fresno State (March 24, 1994) <i>school record</i></p> <p>Two or more Wildcats scored 30 or more points in same game: Michael Beasley (44) and Bill Walker (31) at Baylor (Feb. 23, 2008)</p> <p>Two or more Wildcats scored 25 or more points in same game: P.J. Haggerty (27) and Abdi Bashir Jr. (26) vs. Nebraska (Nov. 21, 2025)</p> <p>Two or more Wildcats scored 20 or more points in same game: P.J. Haggerty (34) and David Castillo (20) vs. Utah (Jan. 20, 2026)</p> <p>Three or more Wildcats scored 20 or more points in same game: P.J. Haggerty (23 points), Khamari McGriff (21 points) and Nate Johnson (20 points) vs. California (Nov. 13, 2025)</p> <p>Scored 20 points in one half: 28 (2nd) by P.J. Haggerty vs. Utah (Jan. 20, 2026)</p> <p>Scored 20 points/two straight games: P.J. Haggerty (4), 23 vs. No. 8/9 Iowa State (Feb. 1, 2026), 30 at TCU (Feb. 7, 2026), 24 vs. Cincinnati (Feb. 11, 2026), 23 at No. 3/3 Houston (Feb. 14, 2026)</p> <p>Scored 20 points/three straight games: P.J. Haggerty (4), 23 vs. No. 8/9 Iowa State (Feb. 1, 2026), 30 at TCU (Feb. 7, 2026), 24 vs. Cincinnati (Feb. 11, 2026), 23 at No. 3/3 Houston (Feb. 14, 2026)</p> <p>Scored 20 points/four straight games: P.J. Haggerty (4), 23 vs. No. 8/9 Iowa State (Feb. 1, 2026), 30 at TCU (Feb. 7, 2026), 24 vs. Cincinnati (Feb. 11, 2026), 23 at No. 3/3 Houston (Feb. 14, 2026)</p> <p>Scored 30 points/two straight games: P.J. Haggerty, 31 vs. Tulsa (Nov. 17, 2025), 37 vs. Mississippi State (Nov. 20, 2025)</p> <p>No Wildcat scored in double figures: at Nebraska (Jan. 26, 1983)</p> <p>One Wildcat scored in double figures: P.J. Haggerty (24) vs. Cincinnati (Feb. 11, 2026)</p> <p>Four Wildcats scored in double figures: P.J. Haggerty (30), Marcus Johnson (15), Nate Johnson (13), David Castillo (11) at TCU (Feb. 7, 2026)</p> <p>Five Wildcats scored in double figures: P.J. Haggerty (24), David Castillo (16), Abdi Bashir Jr. (15), Nate Johnson (15), Khamari McGriff (10) vs. South Dakota (Dec. 20, 2025)</p> <p>Six Wildcats scored in double figures: Achor Achor (21), Dug McDaniel (18), David Castillo (17), David N'Guessan (17), Brendan Hausen (14), Max Jones (12) vs. UAPB (Dec. 1, 2024)</p> <p>Seven Wildcats scored in double figures: Keyontae Johnson (18), Nae'Qwan Tomlin (15), Desi Sills (14), David N'Guessan (12), Cam Carter (10), Dorian Finister (10) and Markquis Nowell (10) vs. UIW (Dec. 11, 2022)</p> <p>All five Wildcat starters scored in double figures: Khamari McGriff (12), Abdi Bashir Jr. (11), P.J. Haggerty (11), Nate Johnson (11), David Castillo (10) vs. Seton Hall (Dec. 6, 2025)</p> <p>K-State scored 70 or more points: 82 at TCU (Feb. 7, 2026)</p> <p>K-State scored 80 or more points: 82 at TCU (Feb. 7, 2026)</p> <p>K-State scored 90 or more points: 94 vs. ULM (Dec. 28, 2025)</p> <p>K-State scored 100 or more points: 106 vs. South Dakota (Dec. 20, 2025)</p> </div>	<div> <p>3-Point Field Goal Shooting</p> <p>Made 5 or more 3-point field goals: 5 by Marcus Johnson at TCU (Feb. 7, 2026)</p> <p>Made 10 or more 3-point field goals: 14 by Askia Jones vs. Fresno State (March 24, 1994) <i>school record</i></p> <p>100 percent from the field (min. 5 att): 100.0% (5-5) by David Castillo vs. Bellarmine (Nov. 8, 2025)</p> <p>K-State connected on 50 percent or better (min. 10 att): 52.2% (12-23) vs. Utah (Jan. 20, 2026)</p> <p>K-State connected on 60 percent or better (min. 10 att): 60.9% (14-23) vs. Bellarmine (Nov. 8, 2025)</p> <p>K-State connected on 70 percent or better (min. 10 att): 71.4% (10-14) vs. Western Illinois (Nov. 11, 2016)</p> <p>K-State connected on 80 percent or better (min. 10 att): 80.0% (8-10) vs. Coastal Carolina (Dec. 6, 1997)</p> <p>K-State made 10 or more 3-point field goals: 11 at TCU (Feb. 7, 2026)</p> <p>K-State made 15 or more 3-point field goals: 15 at Oklahoma State (Jan. 17, 2026)</p> <p>K-State made 20 or more 3-point field goals: 21 vs. UAPB (Dec. 1, 2024)</p> <p>K-State attempted 30 or more 3-point field goals: 34 at Oklahoma State (Jan. 17, 2026)</p> <p>K-State attempted 35 or more 3-point field goals: 36 at No. 1/2 Arizona (Jan. 7, 2026)</p> <p>K-State attempted 40 or more 3-point field goals: 40 vs. UAPB (Dec. 1, 2024) <i>school record</i></p> </div>
<div> <p>Double-Double / Triple-Double</p> <p>Had a Triple-Double: <i>Never happened in recorded school history</i></p> <p>Had a 20/20 Double-Double (Pts/Rebs): Michael Beasley (28 pts, 22 rebs) vs. Western Illinois (Nov. 17, 2007)</p> <p>Had a 30/10 Double-Double (Pts/Rebs): P.J. Haggerty (31 pts, 10 rebs) vs. Tulsa (11/17/25)</p> <p>Had a 20/10 Double-Double (Pts/Rebs): P.J. Haggerty (31 pts, 10 rebs) vs. Tulsa (11/17/25)</p> <p>Had a Double-Double (Pts/Rebs): Nate Johnson (12 pts, 10 rebs) at No. 3/3 Houston (Feb. 14, 2026)</p> <p>Had a Double-Double (Pts/Asts): Nate Johnson (13 pts, 11 asts) at TCU (Feb. 7, 2026)</p> <p>Had a Double-Double (Rebs/Asts): <i>Never happened in recorded school history</i></p> <p>Had a Double-Double (Pts/Rebs) in a Half: David N'Guessan (16 pts, 10 rebs) 2H vs. Arizona State (Feb. 23, 2025)</p> <p>Had a Double-Double (Pts/Rebs) in Consecutive Games: David N'Guessan (12 pts, 17 rebs) at TCU (Jan. 4, 2025) and (12 pts, 12 rebs) at Oklahoma State (Jan. 7, 2025)</p> <p>Had a Double-Double (Pts/Asts) in Consecutive Games: Markquis Nowell (20 pts, 19 asts vs. Michigan State; March 23, 2023) and (30 pts, 12 asts vs. No. 25/25 FAU (March 25, 2023)</p> <p>Two Players with Double-Doubles in Same Game: Selton Miguel (12 pts, 10 rebs) and Mark Smith (14 pts, 10 rebs) vs. UAlbany (Dec. 1, 2021)</p> </div>	<div> <p>Free Throw Shooting</p> <p>Made 10 or more free throws: 10 by P.J. Haggerty vs. ULM (Dec. 28, 2025)</p> <p>Made 15 or more free throws: 15 by Jacob Pullen vs. Kansas (Feb. 14, 2011)</p> <p>Perfect at the FT line (min. 10 att): 10-10 by Tylor Perry vs. Texas (March 13, 2024)</p> <p>Perfect at the FT line: 17-17 by Steve Henson at Iowa State (Feb. 24, 1988) <i>school record</i></p> <p>K-State connected on 80 percent or better (min. 15 att.): 84.2% (16-19) at No. 1/2 Arizona (Jan. 7, 2026)</p> <p>K-State connected on 90 percent or better (min. 15 att.): 90.5% (19-21) vs. Tulsa (Nov. 17, 2025)</p> <p>K-State connected on 100 percent or better (min. 15 att.): 100% (16-16) vs. Nebraska (Jan. 26, 1980)</p> <p>K-State made 20 or more free throws: 25 vs. Mississippi Valley State (Nov. 19, 2024)</p> <p>K-State made 30 or more free throws: 34 vs. North Alabama (Dec. 2, 2023)</p> <p>K-State made 40 or more free throws: 41 vs. Oklahoma (Dec. 29, 1958)</p> <p>K-State attempted 30 or more free throws: 35 vs. Seton Hall (Dec. 6, 2025)</p> <p>K-State attempted 40 or more free throws: 48 vs. North Alabama (Dec. 2, 2023)</p> <p>K-State attempted 50 or more free throws: 54 at Colorado (Jan. 16, 2010)</p> <p>K-State attempted 55 or more free throws: 56 vs. Purdue (Dec. 1, 1958) <i>school record</i></p> </div>
<div> <p>Rebounds</p> <p>Had 10 or more rebounds: 10 by Nate Johnson at No. 3/3 Houston (Feb. 14, 2026)</p> <p>Had 15 or more rebounds: 17 by David N'Guessan at TCU (Jan. 4, 2025)</p> <p>Had 20 or more rebounds: 22 by Michael Beasley vs. Western Illinois (Nov. 17, 2007)</p> <p>Had 10 or more rebounds in consecutive games: David N'Guessan (17 at TCU (Jan. 4, 2025) and 12 at Oklahoma State (Jan. 7, 2025)</p> <p>Multiple players had 10 or more rebounds: Selton Miguel (10 rebs) and Mark Smith (10 rebs) vs. UAlbany (Dec. 1, 2021)</p> <p>K-State had 20 or more offensive rebounds: 21 vs. Mississippi State (Nov. 19, 2024)</p> <p>K-State had 30 or more defensive rebounds: 33 vs. South Dakota (Dec. 20, 2025)</p> <p>K-State had 40 or more rebounds: 43 vs. ULM (Dec. 28, 2025)</p> <p>K-State had 50 or more rebounds: 63 vs. Central Arkansas (Nov. 22, 2023)</p> <p>K-State had 60 or more rebounds: 63 vs. Central Arkansas (Nov. 22, 2023)</p> </div>	<div> <p>Assists</p> <p>Had 10 or more assists: 11 by Nate Johnson at TCU (Feb. 7, 2026)</p> <p>Had 15 or more assists: 19 by Markquis Nowell vs. Michigan State (March 23, 2023) <i>school record</i></p> <p>K-State had 20 or more assists: 24 at TCU (Feb. 7, 2026)</p> <p>K-State had 30 or more assists: 30 vs. Mississippi Valley State (Dec. 8, 2025)</p> </div>



# THE LAST TIME K-STATE...

## Blocked Shots

Had 5 or more blocked shots: 5 by Dorin Buca vs. Mississippi Valley State (Dec. 8, 2025)  
Had 10 or more blocked shots: *Never happened in recorded school history*  
K-State had 5 or more blocked shots: 5 at TCU (Feb. 7, 2026)  
K-State had 10 or more blocked shots: 11 vs. North Florida (Dec. 11, 2011)

## Steals

Had 5 or more steals: 6 by Nate Johnson at TCU (Feb. 7, 2026)  
Had 10 or more steals: *Never happened in recorded school history*  
K-State had 10 or more steals: 10 at No. 3/3 Houston (Feb. 14, 2026)  
K-State had 15 or more steals: 15 vs. Oklahoma State (Jan. 29, 2025)

## Turnovers

K-State had 3 or fewer turnovers: 3 vs. SIU-Edwardsville (Dec. 14, 1978) *school record*  
K-State had 5 or fewer turnovers: 5 at No. 9/10 Kansas (Jan. 18, 2025)  
Opponent committed 15 or more turnovers: 15 by No. 3/3 Houston (Feb. 14, 2026)  
Opponent committed 20 or more turnovers: 21 by Oklahoma State (Jan. 29, 2025)

## Overtime

Played an Overtime Game: Lost to Drake, 73-70 (Dec. 17, 2024)  
Played an Overtime Game at home: Won vs. West Virginia, 94-90 (Feb. 26, 2024)  
Played a 2-Overtime Game: Lost at No. 13/13 Baylor, 79-72 (Jan. 20, 2016)  
Played a 3-Overtime Game: Lost at Oregon State, 87-72 (Dec. 6, 2003)  
Played a 4-Overtime Game: Lost at Missouri State, 82-80 (Dec. 8, 1987)  
Played in Consecutive OT Games (3 in a row):  
Won vs. Oral Roberts, 88-78 (Nov. 28, 2023), Won vs. North Alabama, 75-74 (Dec. 2, 2023), Won vs. Villanova (Dec. 5, 2023)

## Winning Streaks

K-State won consecutive games: vs. South Dakota (Dec. 20, 2025) and ULM (Dec. 28, 2025)  
K-State had a 5 or more game winning streak: 5, Nov. 4-20, 2025  
*(longest since winning 6, Jan. 25 to Feb. 11, 2025)*  
K-State had a 10 or more game winning streak: 10, Nov. 24, 2013 to Jan. 7, 2014  
K-State had a 15 or more game winning streak: 21, Dec. 19, 1958 to March 13, 1959  
K-State had a 20 or more game winning streak: 21, Dec. 19, 1958 to March 13, 1959

## Miscellaneous

Hit a Buzzer Beater: vs. Villanova 72-71 (Dec. 5, 2023) [Tylor Perry 3-pointer at :03.9]  
Won after trailing by at least 10 points in second half: 10 vs. Texas (March 13, 2024)  
*(down 39-29, 20:00 remaining - won 78-74)*  
Won after trailing by at least 15 points in second half: 15 at Iowa State (Feb. 12, 2022)  
*(down 45-30, 18:59 remaining - won 75-69 in overtime)*

2025-26 BOXSCORES/RECAPS

O1
UNC GREENSBORO

Nov. 4, 2025 | Manhattan, Kan. / Bramlage Coliseum

UNC Greensboro	34	30	—	64
K-STATE	33	60	—	93

► K-State erupted for 60 points in the second half to shake off a one-point halftime deficit, as the Wildcats opened the 2025-26 season with a 93-64 win over UNC Greensboro on Nov. 4 before 7,765 fans at Bramlage Coliseum.

► Three Wildcats scored in double figures, including a pair of 20-point efforts from junior **P.J. Haggerty** (27 points) and senior **Nate Johnson**, who narrowly missed the school's first recorded triple-double, with 22 points and game-highs of 9 rebounds and 9 assists. Junior **Abdi Bashir Jr.** scored all 16 of his points in the second half, hitting on 6-of-7 field goals, including 4-of-5 from 3.

► It marked the first time in nearly 18 years that a pair of Wildcats each went over 20 points in an opener and the first since **Michael Beasley** and **Blake Young** went for 32 and 22 points against Sacramento State on Nov. 9, 2007.

► Down 34-33 at the half, the Wildcats (1-0) came out of the locker room a different team, scoring 22 of the first 31 points to take a 12-point lead and force a timeout by UNGC head coach **Mike Jones** at the 13:25 mark. Unfortunately for the Spartans, the timeout only slowed the Wildcats' momentum as they rattled off 15 straight points — all on 3-pointers from Bashir and Johnson — to go ahead 70-45 with under 10 minutes to play. The lead grew to as many 32 points (89-57) after Haggerty's last points of the night with 3:12 left.

► K-State shot just over 50 percent (34-of-67) from the field, including 59.5 percent (22-of-37) in the second half, while hitting on 51.9 percent (14-of-27) from 3-point range. Eleven of the Wildcats' 14 marks from beyond the arc came after halftime. The 14 3-pointers tie for the seventh-most in any game, while the 11 in the second half tie for the second-most in any half.

► The 60-point second half marked just the 11th time that the Wildcats have scored 60 or more points in any half, as it ties for the ninth-most points in any half and are the most since a 63-point second half against UAPB on Dec. 1, 2024.

► K-State is now 95-27 all-time in season openers, including an 83-10 mark at home and a 31-3 mark at Bramlage Coliseum.

► UNGC (0-1) led by as many as 10 points in the first half before K-State closed to within one at the break. The Spartans were led by graduate **Justin Neely**, who had 15 points to go with a team-high 9 rebounds, 5 assists and 3 steals in 32 minutes. Freshman **Lilian Marville** added 14 points in his college debut, while junior **Domas Kauzonas** chipped in 10 points.

UNC GREENSBORO (O-1)														
No.	Name	PTS	FG	3FG	FT	O	D	R	PF	A	TO	S	B	MIN
12	NEELY, Justin	F 15	5-9	1-1	4-6	5	4	9	3	5	2	3	0	32
16	KAUZONAS, Domas	F 21	5-9	0-0	0-2	1	5	6	5	1	1	0	2	21
13	WHITEHEAD Jr., Donald	G 6	2-8	0-3	2-4	0	1	1	3	4	3	2	0	27
21	YOUNGER, K.J.	G 9	4-14	1-6	0-1	1	2	0	0	0	0	4	0	30
45	MARVILLE, Lilian	G 14	3-9	2-3	6-8	0	2	2	2	1	5	1	0	32
02	EFINDA, Clinton	0	0-3	0-2	0-0	0	0	0	0	2	2	1	0	17
06	NORGAARD, Noah	3	1-4	1-3	0-0	3	3	1	1	3	0	0	0	22
00	JONES, Antwann	5	2-3	1-1	0-0	4	4	1	0	2	0	0	0	13
04	MANDIAN, Assane	2	1-2	0-1	0-0	0	1	2	1	1	0	0	1	8
TEAM					3	0	3							
TOTALS		64	23-61	6-20	12-20	10	21	31	17	15	18	11	3	200

	FG	FG%	3FG	3FG%	FT	FT%
1st Half	14-35	40.0	3-9	33.3	3-4	75.0
2nd Half	9-26	34.6	3-11	27.3	9-16	56.3
GAME	23-61	37.7	6-20	30.0	12-20	60.0

Deadball Rebounds: 4, 3  
Biggest Run: 7 (10:45 1H)  
Largest Lead: 10 (9:52 1H)  
Technical Fouls: none

K-STATE (1-0)														
No.	Name	PTS	FG	3FG	FT	O	D	R	PF	A	TO	S	B	MIN
14	KEGWURUKA, Mobi	W 3	1-1	0-0	1-2	1	2	3	2	2	0	1	2	17
21	MCGRIFF, Khamari	W 4	2-3	0-0	0-0	4	4	5	1	1	0	0	0	14
01	BASHIR Jr., Abdi	G 16	6-11	4-8	0-0	0	1	2	2	2	0	0	0	21
04	HAGGERTY, P.J.	G 27	10-20	1-4	6-7	0	2	2	2	3	3	1	1	32
34	JOHNSON, Nate	G 22	8-11	6-7	0-0	1	8	9	3	9	1	2	0	31
00	RAPIEQUE, Elias	5	2-5	0-2	1-2	1	3	4	3	1	1	3	2	21
22	BUCA, Dorin	0	0-1	0-0	0-2	1	1	1	0	0	0	0	1	3
10	CASTILLO, David	7	3-5	1-2	0-2	0	0	0	0	2	1	0	0	13
03	JONES, C.J.	0	0-3	0-0	0-1	1	6	7	0	2	2	2	0	24
23	OSEI, Stephen	0	0-0	0-0	0-1	1	2	1	0	3	0	0	0	5
47	KOSTIC, Andrej	9	2-7	2-4	3-4	2	3	5	0	4	0	0	0	17
15	MANNING, Taj	0	0-0	0-0	0-0	1	1	1	0	0	0	0	1	3
TEAM					3	0	3							
TOTALS		93	34-67	14-27	11-20	11	31	42	20	22	16	9	7	200

	FG	FG%	3FG	3FG%	FT	FT%
1st Half	12-30	40.0	3-10	30.0	6-13	46.2
2nd Half	22-37	59.5	11-17	64.7	5-7	71.4
GAME	34-67	50.7	14-27	51.9	11-20	55.0

Deadball Rebounds: 7, 1  
Biggest Run: 15 (9:39 2H)  
Largest Lead: 32 (3:12 2H)  
Technical Fouls: None

Officials: Doug Simmons, Chris Pacsi, Tommy Johnson  
Attendance: 7,765 | Start Time: 7:01 p.m. | Game Duration: 2:09  
K-State led for 22:06 // UNGC led 15:56 // Game was tied for 1:58  
Lead Changes: 10 // Times Tied: 3

Points From	Off Turnovers	Paint	2nd Chance	Fast Break	Bench
UNCG	17	28	10	8	10
K-State	21	34	14	26	21

O2
BELLARMINE

Nov. 8, 2025 | Manhattan, Kan. / Bramlage Coliseum

Bellarmine	30	41	—	71
K-STATE	46	52	—	98

► Four Wildcats scored in double figures, including the first career points/assists double-double for junior **P.J. Haggerty**, as K-State moved to 2-0 with a 98-71 win over Bellarmine on Nov. 8 before 8,040 fans at Bramlage Coliseum.

► The offense continued its fast pace, as K-State (2-0) posted 90 or more points in the first 2 games for the first time in nearly 34 years while totaling the most points in that span since scoring 193 to open the 1991-92 season.

► The Wildcats posted the highest field goal percentage of the **Jerome Tang** era at 62.3 percent (33-of-53), including 60.9 percent (14-of-23) from 3-point range. It was the highest field goal percentage since hitting on 62.5 percent against Alabama State on Dec. 11, 2019.

► Haggerty led the way with his third career double-double and first points/assists double-double, as he finished with a game-high 23 points on 5-of-9 field goals and 11-of-12 free throws to go with a career-best 11 assists. It marked his first double-double since posting a pair of tradition points/rebounds double-doubles while playing at Tulsa in 2023-24.

► Two Wildcats — senior **Khamari McGriff** and sophomore **David Castillo** — each went perfect from the field, becoming the 24th and 25th players in school history to go perfect from the field on 5 or more field goals. Castillo scored a career-high 19 points on 7-of-7 shooting, including 5-of-5 from 3-point range, while McGriff totaled 16 points on 8-of-8 field goals.

► K-State broke open a back-and-forth affair with an 18-4 run near the midway point of the first half en route to taking a 46-30 lead into the halftime break. The lead grew to 19 points in early moments of the second half before a timeout by Bellarmine head coach **Doug Davenport** keyed a surge by the Knights, who closed to within 62-52 with 13:04 to play.

► Bellarmine kept the pressure on K-State over the next 6 minutes, staying within 11 points, including 73-62 on back-to-back layups, before a 10-5 run by the Wildcats pushed the lead to 83-67 at the final media timeout. The squad then ended the game on a 15-4 run to put it away.

► Bellarmine (0-2) saw four players score in double figures, including 19 points from sophomore **Michael Wilson, Jr.**, and 18 from senior **Jack Karasinski**. The Knights shot 45.9 percent (28-of-61) from the field, but just 20 percent (4-of-20) from beyond the arc.

BELLARMINE (O-2)														
No.	Name	PTS	FG	3FG	FT	O	D	R	PF	A	TO	S	B	MIN
11	WADDELL, Brian	F 11	4-9	2-2	1-2	2	2	4	2	1	2	1	0	34
24	WILSON Jr., Michael	F 19	9-14	0-2	1-3	2	1	3	2	2	2	3	0	33
32	KARASINSKI, Jack	F 18	6-9	1-4	5-8	2	3	5	1	0	0	2	0	30
02	DOYLE, Tyler	G 2	1-2	0-1	0-0	1	0	1	5	1	1	0	0	15
22	BOLDEN, Darrius	G 0	0-3	0-0	0-0	0	2	2	4	1	0	1	0	27
05	WATKINS, Myles	4	2-6	0-2	0-0	0	0	0	1	5	1	2	0	23
10	WHITAKER, Grant	0	0-1	0-0	0-0	0	0	0	0	1	0	2	0	12
44	WASSLER, Jacob	10	3-7	0-3	4-4	1	1	2	2	1	1	1	1	10
00	CLARK, Tommy	3	1-2	1-2	0-0	0	0	0	0	1	0	0	0	4
07	HUNTER, Donovan	4	2-8	0-4	0-0	1	0	1	1	0	1	2	0	12
14	MURPHY Jr., Dominique	0	0-0	0-0	0-0	1	0	1	0	0	0	0	0	1+
TEAM					1	2	3							
TOTALS		71	28-61	4-20	11-17	11	22	20	11	13	12	1	0	200

	FG	FG%	3FG	3FG%	FT	FT%
1st Half	11-27	40.7	2-8	25.0	6-8	75.0
2nd Half	17-34	50.0	2-12	16.7	5-9	55.6
GAME	28-61	45.9	4-20	20.0	11-17	64.7

Deadball Rebounds: 3, 1  
Biggest Run: 6 (16:23 2H)  
Largest Lead: 1 (17:16 1H)  
Technical Fouls: none

K-STATE (2-0)														
No.	Name	PTS	FG	3FG	FT	O	D	R	PF	A	TO	S	B	MIN
00	RAPIEQUE, Elias	W 4	1-2	0-0	2-4	1	2	3	4	2	1	2	0	17
21	MCGRIFF, Khamari	W 16	8-8	0-0	0-0	2	0	2	2	0	1	1	0	14
01	BASHIR Jr., Abdi	G 15	5-10	5-9	0-0	4	4	2	3	2	0	0	0	30
04	HAGGERTY, P.J.	G 23	5-9	2-3	11-12	1	3	4	0	11	3	0	0	35
34	JOHNSON, Nate	G 9	3-7	1-3	2-2	1	6	7	2	4	2	2	1	35
03	JONES, C.J.	5	2-5	0-2	1-1	0	2	2	2	1	2	0	0	20
14	KEGWURUKA, Mobi	3	1-1	0-0	1-2	3	1	4	3	1	2	0	0	17
22	BUCA, Dorin	1	0-2	0-0	1-2	2	0	2	1	0	1	0	1	8
47	KOSTIC, Andrej	3	1-2	1-1	0-0	1	0	1	2	1	0	0	0	9
10	CASTILLO, David	19	7-7	5-5	0-0	0	1	2	1	2	1	0	0	12
15	MANNING, Taj	0	0-0	0-0	0-0	2	2	0	0	1	0	0	2	
TEAM					0	4	4							
TOTALS		98	33-53	14-23	18-23	11	25	36	19	24	18	5	3	200

	FG	FG%	3FG	3FG%	FT	FT%
1st Half	16-27	59.3	8-13	61.5	6-7	85.7
2nd Half	17-26	65.4	6-10	60.0	12-16	75.0
GAME	33-53	62.3	14-23	60.9	18-23	78.3

Deadball Rebounds: 2, 0  
Biggest Run: 10 (7:35 1H)  
Largest Lead: 27 (0:57 2H)  
Technical Fouls: None

Officials: Kipp Kissinger, Marques Pettigrew, James Duke  
Attendance: 8,040 | Start Time: 7:01 p.m. | Game Duration: 2:09  
K-State led for 37:13 // BU led 0:13 // Game was tied for 2:34  
Lead Changes: 2 // Times Tied: 3

Points From	Off Turnovers	Paint	2nd Chance	Fast Break	Bench
Bellarmine	19	46	15	9	21
K-State	20	38	17	6	31

O3
CALIFORNIA

Nov. 13, 2025 | Manhattan, Kan. / Bramlage Coliseum

California	34	62	—	96
K-STATE	55	44	—	99

► K-State scorched the nets in building as much as a 25-point lead before holding off a late charge from a hot-shooting California squad in a 99-96 win on Nov. 13 before 7,521 fans at Bramlage Coliseum.

► The 195 points are the most combined points in Bramlage Coliseum history, surpassing the 194 scored between K-State and Marshall on Dec. 2, 1995. The Wildcats have now scored 90 or more points in each of the first 3 games for the first time since 1991-92. The 290 points scored through the first 3 games are the most since that **Dana Altman**-led team scored 308 nearly 34 years ago.

► Four Wildcats scored in double figures, including three 20-point scorers in junior **P.J. Haggerty** (23 points), senior **Khamari McGriff** (21 points) and senior **Nate Johnson** (20 points). It marked the first time three Wildcats each had 20 points since the trio of **Dean Wade** (34 points), **Kamau Stokes** (23 points) and **Barry Brown Jr.** (21 points) did it at Iowa State on Dec. 29, 2017.

► K-State posted the highest field goal percentage of the **Jerome Tang** era for the second straight game, as the Wildcats connected on 64.4 percent (38-of-59) from the field, including 50 percent (9-of-18) from 3-point range. It was the highest field goal percentage since hitting on 66.0 percent against Wake Forest in the First Four on March 14, 2017.

► A 13-0 run by K-State early in the first half broke open a back-and-forth contest, as the Wildcats built a 20-point lead with 7:43 to play on a 3-pointer by Haggerty then increased it to 25 points on two occasions, including 53-28 with 3:01 before halftime. The lead stood at 55-34 at break, as the squad shot 67.6 percent (23-of-34) from the field, including 34 points in the paint.



2025-26 BOXSCORES/RECAPS

04 TULSA

Nov. 17, 2025 | Manhattan, Kan. / Bramlage Coliseum

Tulsa	34	49	—	83
K-STATE	39	45	—	84

▶ K-State rallied from a 5-point deficit with 49 seconds to play with a 6-0 run to end the game, as the Wildcats moved to 4-0 with a nail-biting 84-83 win over a defiant Tulsa squad on Nov. 17 before 7,123 fans at Bramlage Coliseum.

▶ Down 83-78 after a pair of free throws from junior **Myles Rigbsby** with 49 seconds remaining, K-State was able to pull out the improbable victory behind the heroics of junior **P.J. Haggerty** and sophomore **David Castillo**, who combined for the final 6 points.

▶ Haggerty connected on 2 free throws before a successful coach's challenge reversed an out of bounds play leading to a jumper by Haggerty that closed it to 83-82 with 31 seconds. Senior **Khamari McGriff** stole the ball on the next possession, leading to the game-winning layup by Castillo with 18 seconds.

▶ Tulsa (3-1) had two chances in the final seconds to escape with victory, but senior **Miles Barnstable** missed a 3-pointer with 7 seconds, then after a second coach's challenge reversed another out of bounds call this time in favor of the Golden Hurricane, graduate **David Green** missed a jumper and senior **C.J. Jones** was able to corral the rebound as the clock expired.

▶ Haggerty finished the night with 31 points on 10-of-17 field goals and 11-of-12 free throws to go with a game-high 10 rebounds, 3 assists and 2 steals in 32 minutes. He is the first Wildcat with a 30-point, 10-rebound performance since **Michael Beasley** registered 33 points and 14 rebounds against Colorado on March 4, 2008. He scored 27 of his game-high 31 points in the second half, which the fifth-most by any Wildcat in a half and the most since 2009.

▶ Haggerty was joined in double figures by McGriff, who narrowly missed his own double-double with 13 points and 9 rebounds, while Castillo and junior **Abdi Bashir Jr.** added 12 and 10 points, respectively.

▶ K-State entered averaging 96.7 points on 58.7 percent shooting, including 54.4 percent from 3-point range, but scored its 84 points in a different way with lows in field goal percentage (44.1) and 3-point field goal percentage (20.8).

▶ The Wildcats shot 56.8 percent (25-of-44) inside the 3-point arc with 46 points in the paint to go with 26 fast-break points and a 17-15 edge in second-chance points while out-rebounding the nationally-ranked Hurricane, 40-38. They also converted on their opportunities from the free throw line, hitting on a season-best 90.5 percent (19-of-21).

TULSA (3-1)														
No.	Name	PTS	FG	3FG	FT	O	D	R	PF	A	TO	S	B	MIN
09	BEHREND, Tyler	F	4	2-4	0-1	0-0	2	2	4	1	0	0	1	12
23	GREEN, David	F	11	3-16	2-9	3-6	2	2	4	1	0	1	0	26
00	POPOOLA, Ade	G	5	1-3	1-3	2-2	1	3	4	0	1	0	1	20
10	RILEY, Tylen	G	12	5-7	0-0	2-5	0	4	4	4	3	1	0	26
14	BARNSTABLE, Miles	G	18	6-16	4-11	2-2	5	4	9	1	4	1	1	36
04	RIGSBY, Myles	12	2-4	0-0	8-8	1	4	5	3	2	1	1	0	24
35	SMIKLE, Ian	7	3-3	0-0	1-2	2	4	4	2	1	1	0	1	17
02	LAWAL, Jaylen	6	1-7	1-4	3-4	0	1	1	2	1	1	0	0	14
06	DEAN, Romad	2	1-2	0-1	0-0	0	1	1	0	0	0	0	0	15
15	MARTIN Jr., KJ	6	3-4	0-1	0-0	0	1	1	0	1	0	1	0	11
TEAM						2	0	2			1			
TOTALS		83	27-66	8-30	21-29	14	24	38	16	9	7	1	20	300

	FG	FG%	3FG	3FG%	FT	FT%	Deadball Rebounds: 5, 3
1st Half	13-39	33.3	3-19	15.8	5-8	62.5	Biggest Run: 8 (18:28 2H)
2nd Half	14-27	51.9	5-11	45.5	16-21	76.2	Largest Lead: 5 (0:49 2H)
GAME	27-66	40.9	8-30	26.7	21-29	72.4	Technical Fouls: none

K-STATE (4-0)														
No.	Name	PTS	FG	3FG	FT	O	D	R	PF	A	TO	S	B	MIN
00	RAPIEQUE, Elias	W	2	1-4	0-1	0-0	0	0	0	2	0	1	0	10
21	McGRIFE, Khamari	W	13	4-6	0-0	5-6	3	6	9	3	2	0	1	25
01	BASHIR Jr., Abdi	G	10	4-12	2-6	0-0	0	0	0	1	2	0	0	28
04	HAGGERTY, P.J.	G	31	10-17	0-2	11-12	3	7	10	4	3	5	2	32
34	JOHNSON, Nate	G	5	2-7	1-4	0-0	3	6	9	4	4	1	1	35
10	CASTILLO, David	12	4-10	1-5	3-3	0	1	1	1	2	2	1	0	24
22	BUCA, Dorin	2	1-2	0-0	0	2	4	3	1	1	0	0	1	15
15	MANNING, Taj	2	1-1	0-0	0-0	1	1	2	1	0	0	0	0	7
03	JONES, C.J.	2	1-4	0-3	0-0	0	1	1	0	2	1	0	0	14
47	KOSTIC, Andrej	5	2-5	1-3	0-0	0	2	2	0	2	0	0	0	10
TEAM						0	2	2						
TOTALS		84	30-68	5-24	19-21	12	28	40	19	18	10	5	2	200

	FG	FG%	3FG	3FG%	FT	FT%	Deadball Rebounds: 1, 0
1st Half	15-33	45.5	3-13	23.1	6-7	85.7	Biggest Run: 6 (0:18 2H)
2nd Half	15-35	42.9	2-11	18.2	13-14	92.9	Largest Lead: 10 (2:41 1H)
GAME	30-68	44.1	5-24	20.8	19-21	90.5	Technical Fouls: None

**Officials:** Jeffrey Anderson, Rick Crawford, Robert Felder  
**Attendance:** 7,123 | **Start Time:** 7:01 p.m. | **Game Duration:** 2:12  
K-State led for 29:53 // Tulsa led 6:07 // Game was tied for 4:00  
**Lead Changes:** 10 // **Times Tied:** 8

Points From	Off Turnovers	Paint	2nd Chance	Fast Break	Bench
Tulsa	14	34	15	10	33
K-State	12	46	17	26	23

05 vs. MISSISSIPPI STATE

Nov. 20, 2025 | Kansas City, Mo. / T-Mobile Center

Mississippi State	36	41	—	77
K-STATE	44	54	—	98

▶ Junior **P.J. Haggerty** scored a season-high 37 points to go with a game-high 8 assists and 7 rebounds to lift K-State to the Hall of Fame Classic Championship game with 98-77 win over Mississippi State on Nov. 20 at the T-Mobile Center.

▶ Haggerty paced three Wildcats with his season-high 37 points, which came on 13-of-21 field goals, including 4-of-7 from 3-point range, and 7-of-8 free throws. The 37 points are the most scored by a K-State player in 49 games played at the T-Mobile Center, eclipsing the 29 scored by **Makol Mawien** against Kansas in the Big 12 Championship on March 9, 2018.

▶ The 37 points are the most by a Wildcat since **Barry Brown Jr.** scored 38 against Oklahoma State on Jan. 10, 2018, while he is the first player with back-to-back 30-point games since **Markquis Nowell** posted 36 points vs. Texas and 32 points vs. Baylor on Jan. 3 and 7, 2023.

▶ In addition, Haggerty is the first Wildcat to record a stat line of 30 or more points, 5 or more rebounds and 5 or more assists since Brown tallied 34 points, 5 rebounds and 5 assists in a win at Baylor on Jan. 22, 2018.

▶ Haggerty was joined in double figures by senior **Nate Johnson** and junior **Abdi Bashir Jr.**, who posted 14 and 12 points, respectively. The Wildcats also got 9 points from sophomore **David Castillo**, 8 points from senior **Khamari McGriff** and 7 points from freshman **Andrej Kostic**.

▶ K-State took the lead for good on a rare 4-point play by Kostic with 9:11 left in the first half then slowly pulled away behind the play of Haggerty, who had 15 points, 5 rebounds and 5 assists in the first half. Haggerty's old-fashioned 3-point play extended the lead to 40-32 with 2:07 remaining before consecutive baskets by Castillo and Johnson made it 44-36 at the break.

▶ The lead grew to double digits early in the second half after a 3-pointer by Johnson, but the Bulldogs closed within 69-62 after 4 consecutive free throws with 9:24 to play. However, four more points from Haggerty and a layup by McGriff extended it back to double figures at the third media timeout. From there, the advantage grew to more than 20 points, including its largest at 91-68 after a 3-pointer by Bashir with 3:13 to play.

▶ The 98 points broke the school record for points scored at T-Mobile Center, topping the 87 scored in the school's first-ever game in the building against Florida A&M on Dec. 17, 2007.

MISSISSIPPI STATE (2-2)														
No.	Name	PTS	FG	3FG	FT	O	D	R	PF	A	TO	S	B	MIN
99	ACHOR, Achor	F	5	1-5	1-3	2-2	3	6	9	0	0	2	0	24
15	BALLARD, Quincy	C	10	5-7	0-0	0-0	1	5	6	1	0	1	1	19
02	McGHEE, Ja'Borri	G	1	0-5	0-1	1-4	0	0	2	4	3	0	0	30
05	JONES Jr., Shawn	G	4	1-4	0-3	2-2	0	6	6	3	2	1	1	21
12	HUBBARD, Josh	G	23	7-15	1-6	8-9	2	2	2	2	3	0	1	32
00	DAVIS-FLEMING, Jamarion	2	1-3	0-0	0-0	2	2	4	3	1	0	1	1	17
11	MACURA, Sergej	3	1-2	1-2	0-0	1	1	2	0	0	0	0	0	10
10	EPSS, Jayden	18	6-11	4-7	2-2	0	2	2	2	1	2	0	0	20
23	GRACE, King	4	2-4	0-2	0-0	1	0	1	0	1	1	0	0	15
01	WARREN, Dellquan	0	0-0	0-0	0-0	0	0	0	0	0	0	0	0	4
04	WALKER, Brandon	4	2-3	0-0	0-0	0	0	0	1	0	0	0	0	4
14	ALI, Amier	3	0-1	0-1	3-4	0	0	0	0	0	0	0	0	4
TEAM						1	1	2			1			
TOTALS		77	26-60	7-25	18-23	9	25	34	14	14	14	3	5	200

	FG	FG%	3FG	3FG%	FT	FT%	Deadball Rebounds: 3, 0
1st Half	13-31	41.9	3-13	23.1	7-8	87.5	Biggest Run: 6 (15:27 1H)
2nd Half	13-29	44.8	4-12	33.3	11-15	73.3	Largest Lead: 4 (12:31 1H)
GAME	26-60	43.3	7-25	28.0	18-23	78.3	Technical Fouls: none

K-STATE (5-0)															
No.	Name	PTS	FG	3FG	FT	O	D	R	PF	A	TO	S	B	MIN	
00	RAPIEQUE, Elias	W	3	1-6	1-4	0-0	1	1	2	3	2	0	0	1	19
21	McGRIFE, Khamari	W	8	4-4	0-0	0-0	0	3	3	0	0	0	1	17	
01	BASHIR Jr., Abdi	G	12	4-10	4-6	0-0	0	4	4	0	1	0	0	23	
04	HAGGERTY, P.J.	G	37	13-21	4-7	7-8	3	4	7	3	8	1	2	34	
34	JOHNSON, Nate	G	14	6-11	2-5	0-0	1	3	4	3	4	2	2	29	
22	BUCA, Dorin	2	1-3	0-1	0-0	1	2	3	1	0	1	0	1	11	
10	CASTILLO, David	9	3-7	1-2	2-2	1	2	3	2	2	0	0	0	24	
14	IKEGWURUKA, Mobi	2	1-1	0-0	0-0	0	2	2	0	2	1	1	1	13	
03	JONES, C.J.	0	0-0	0-0	0-0	0	2	2	1	2	1	0	0	9	
47	KOSTIC, Andrej	7	2-6	2-5	1-1	1	1	2	1	2	0	0	0	16	
15	MANNING, Taj	2	1-1	0-0	0-0	0	0	0	0	1	0	0	0	3	
23	OSEI, Stephen	2	1-3	0-0	0-0	1	0	1	0	0	0	0	0	3	
TEAM						3	2	5							
TOTALS		98	37-73	14-30	10-11	12	26	38	19	22	8	5	4	200	

	FG	FG%	3FG	3FG%	FT	FT%	Deadball Rebounds: 0, 1
1st Half	17-38	44.7	6-15	40.0	4-5	80.0	Biggest Run: 11 (6:16 2H)
2nd Half	20-35	57.1	8-15	53.3	6-6	100.0	Largest Lead: 23 (3:13 2H)
GAME	37-73	50.7	14-30	46.7	10-11	90.9	Technical Fouls: None

**Officials:** Tony Henderson, Vlas Voyard-Todal, Tommy Johnson  
**Attendance:** 5,278 | **Start Time:** 8:30 p.m. | **Game Duration:** 2:00  
K-State led for 33:59 // MSU led 4:57 // Game was tied for 1:04  
**Lead Changes:** 6 // **Times Tied:** 2

Points From	Off Turnovers	Paint	2nd Chance	Fast Break	Bench
MSU	4	30	8	4	34
K-State	17	42	9	17	24

06 vs. NEBRASKA

Nov. 21, 2025 | Kansas City, Mo. / T-Mobile Center

Nebraska	45	41	—	86
K-STATE	35	50	—	85

▶ Senior **Sam Hoiberg** knocked down the winning free throw with 0.6 seconds left to lift Nebraska to an 86-85 win over K-State in the championship game of the Hall of Fame Classic on Nov. 21 at the T-Mobile Center.

▶ After Hoiberg intentionally missed the second free throw and senior **Nate Johnson** grabbed the rebound, the officials made a timing adjustment to give K-State one last chance with 0.9 seconds, however, senior **Khamari McGriff's** pass was off the mark, as Nebraska (6-0) ran its winning streak to 10 games.

▶ The backcourt tandem of juniors **P.J. Haggerty** (27 points) and **Abdi Bashir Jr.** (26 points) combined for 53 of the team's 85 points, including 33 in the second half when the Wildcats rallied from a 10-point halftime deficit.

▶ K-State, which trailed by as many as 15 points in the first half, got a spark from Bashir out of halftime as he connected on three 3-pointers to ignite an 11-0 run that gave the Wildcats a 46-45 lead. From there, the teams went back and forth with neither holding more than a 5-point lead in a second half that included 12 lead changes and nine ties.

▶ Haggerty gave K-State its largest lead at 72-67 on a layup with 7:21 to play before Nebraska answered back with 9 straight points to go ahead 76-72 with just 5 minutes remaining. However, four free throws by the Wildcats tied it at 76-all, including 3 in a row from Bashir.

▶ Neither team led by more than 2 points in the last 4 minutes, as they matched each other shot for shot. Tied at 83-all with less than a minute to play, senior **Rienk Mast** gave the Huskers an 85-83 lead by converting on a layup with 35 seconds before Haggerty matched it 8 seconds later to knot it at 85-all.

▶ Nebraska called a full timeout with 22 seconds to play to set up the final sequence, as junior **Pryce Sandfort** missed a 3-pointer, but Hoiberg grabbed the offensive rebound and was fouled.

▶ The Huskers did most of their damage in the

2025-26 BOXSCORES/RECAPS

07 AT 25/24 INDIANA

Nov. 25, 2025   Bloomington, Ind. / Assembly Hall					
25/24 Indiana	39	47	—	86	
K-STATE	27	42	—	69	

- K-State was forced into a season-high 19 turnovers leading to 27 Indiana points, as the No. 25/24 Hoosiers remained unbeaten with an 86-69 win over the Wildcats on Nov. 25 before 12,342 fans at Simon Skjodt Assembly Hall.
- The Wildcats (5-2), whose offense entered the game averaging more than 90 points per game, were held to a season-low in both points and field goal percentage (42.1), while the nation's leading scorer – junior **P.J. Haggerty** – finished with a season-low 16 points on 7-of-17 shooting and 6 turnovers. The reigning National Player of the Week saw his school-record streak of games scoring 20 or more points to open the season come to an end at 6 games.
- Haggerty was joined in double figures by seniors **C.J. Jones** and **Nate Johnson** who finished the night with 15 and 13 points, respectively. Junior **Elias Rapieque** posted a season-high 9 points to go with 5 rebounds.
- K-State struggled from the opening tip, as Indiana jumped out to a 20-4 lead while holding the Wildcats to a 1-of-11 start from the field and 7 turnovers. A 10-0 run sparked by the play of Johnson, Jones and Rapieque enabled the Wildcats to climb back to within a possession on three different occasions. However, a pair of free throws by the Hoosiers before the final media timeout ignited a 13-3 run to end the half that pushed the lead back out to 12 points.
- Indiana's momentum continued out of the halftime break, as the Hoosiers scored 10 of the first 12 points to go ahead 49-29 and forced a timeout by **Jerome Tang** less than 4 minutes into the second half. Haggerty helped start a 13-4 run that pulled the Wildcats to within 67-57 with 8:51 remaining.
- However, a 3-point play by Conerway on the next possession ended any hopes of a further comeback, as the Hoosiers rattled off 10 of the next 12 points to push back ahead 77-59 with 5:39 to play. The home team extended the lead to as many as 23 ahead before the Wildcats closed the game with 3-pointers from sophomore **David Castillo** and Jones for the final margin.
- In addition to the 27 points scored off turnovers, Indiana also took advantage of a season-high 25 personal fouls by K-State, converting on 22 of 29 attempts from the free throw line. The Hoosiers shot 47.4 percent (27-of-57) from the field, including 57.7 percent (15-of-26) in the second half.
- The win continued the Hoosiers' mastery of the Wildcats as they have now won 10 straight in the series, including all 5 matchups at famed Assembly Hall.

INDIANA (6-0)														
No.	Name	PTS	FG	3FG	FT	O	D	R	PF	A	TO	S	B	MIN
01	BAILEY, Reed	F	21	4-7	0-1	13-15	2	2	4	2	2	3	0	29
12	DEVRIES, Tucker	F	9	4-11	1-6	0-0	2	4	6	2	5	1	1	21
03	WILKERSON, Lamar	G	14	4-7	4-7	2-2	0	4	4	4	1	3	0	37
05	ENRIGHT, Conor	G	7	2-5	2-5	1-2	2	4	6	4	3	1	2	31
06	CONERWAY, Tayton	G	19	7-14	2-7	3-4	0	4	4	3	2	7	3	26
04	ALEXIS, Sam	3	1-1	0-0	1-2	0	2	2	4	1	0	1	1	10
11	SISLEY, Trent	12	5-8	1-3	1-2	3-2	5	0	1	1	1	0	0	21
07	DORN, Nick	1	0-3	0-3	1-2	0	1	1	1	0	0	0	1	11
00	MILES, Jasai	0	0-0	0-0	0-0	0	0	0	0	0	0	0	0	2
18	GRENSING, Tryce	0	0-0	0-0	0-0	0	0	0	0	0	0	0	0	0+
21	SNIVELY, Drew	0	0-1	0-1	0-0	0	0	0	0	0	0	0	0	0+
30	STEPHENS, Ian	0	0-0	0-0	0-0	0	0	0	0	0	0	0	0	0+
TEAM						2	1	3		1				
TOTALS		86	27-57	10-33	22-29	11	24	35	20	15	17	7	4	200

K-STATE (5-2)														
No.	Name	PTS	FG	3FG	FT	O	D	R	PF	A	TO	S	B	MIN
00	RAPIEQUE, Elias	W	9	4-6	1-1	0-0	2	3	5	4	0	1	2	22
21	MCGRIFF, Khamari	W	2	1-1	0-0	0-0	0	1	1	3	1	0	1	10
01	BASHIR, Jr., Abdi	G	3	1-2	1-2	0-0	0	1	1	1	1	0	0	14
04	HAGGERTY, P.J.	G	16	7-18	0-2	2-3	0	3	3	4	2	6	0	36
34	JOHNSON, Nate	G	13	3-9	2-6	5-6	0	5	5	2	2	4	0	33
22	BUCA, Dorin	2	0-0	0-0	2-2	1	1	2	1	0	2	0	1	6
10	CASTILLO, David	7	2-9	1-5	2-2	1	0	1	2	2	2	0	0	29
03	JONES, C.J.	15	5-10	3-4	2-2	1	1	2	1	2	1	1	0	23
14	IKEGWURUKA, Mobi	0	0-0	0-0	0-0	1	1	2	4	0	0	2	1	15
47	KOSTIC, Andrej	2	1-2	0-0	0-0	2	0	2	2	1	1	0	0	10
15	MANNING, Taj	0	0-0	0-0	0-0	0	1	1	0	0	0	0	0	0+
23	OSEI, Stephen	0	0-0	0-0	0-0	0	0	0	0	0	0	0	0	0+
TEAM						0	3	3						
TOTALS		69	24-57	8-20	13-15	8	20	25	10	19	6	2	200	

Officials: Brian Dorsey, Earl Walton, James Ford  
Attendance: 12,342 | Start Time: 7:15 p.m. | Game Duration: 2:11  
K-State never led // IU led 39-47 // Game was tied for 0:13  
Lead Changes: 0 // Times Tied: 0

Points From	Off Turnovers	Paint	2nd Chance	Fast Break	Bench
IU	27	32	11	14	16
K-State	16	24	4	11	26

08 BOWLING GREEN

Dec. 1, 2025   Manhattan, Kan. / Bramlage Coliseum					
Bowling Green	49	33	—	82	
K-STATE	35	31	—	66	

- Senior **Sam Towns** led all scorers with 27 points, including 17 in a big first-half performance by Bowling Green, as the Falcons earned an 82-66 wire-to-wire win over K-State Dec. 1 before 6,917 fans at Bramlage Coliseum.
- Led by Towns, Bowling Green (6-2) set the tone for the game in the first half, scoring 49 points on 50 percent (19-of-38) shooting, including 56.3 percent (9-of-16) from 3-point range, in building a 14-point lead at the half. Towns was nearly perfect from the field in the opening half, connecting on 7-of-8 field goal attempts, including all 3 from beyond the arc.
- Despite cooling off from the field in the second half, the Falcons answered every attempt by the Wildcats to cut into the deficit, keeping the lead in double figures for much of the time, including by 18 points with 36 seconds to play. Towns was joined in double figures by seniors **Javontae Campbell** and **Javon Ruffin**, who each scored 17 points.
- K-State (5-3) dropped its third straight game after opening the season 5-0, as the Wildcats were held to season-lows in points (66), field goal percentage (39.3) and free throw percentage (54.5) while hitting on just 26.1 percent (6-of-23) from 3-point range.
- Sophomore **David Castillo**, in his first start of the season, produced a career-high 22 points on 8-of-15 field goals, including 3-of-9 from 3-point range, while junior **P.J. Haggerty** added 17 points on 6-of-19 shooting, including 1-of-4 from beyond the arc, and 4-of-9 from the line.
- The Wildcats turned the ball over a season-low 6 times and surrendered just 3 steals against the Falcons, who lead the NCAA in turnovers forced per game (20.4) and steals per game (13.4).
- The loss snapped a 6-game non-conference winning streak at Bramlage Coliseum, as the Wildcats lost for just the third time in a non-conference home game under head coach **Jerome Tang**.

BOWLING GREEN (6-2)														
No.	Name	PTS	FG	3FG	FT	O	D	R	PF	A	TO	S	B	MIN
14	TOWNS, Sam	F	27	9-14	3-5	6-6	2	6	8	3	2	0	2	34
16	GLOVER II, Troy	F	2	1-5	0-0	0-0	5	3	8	1	0	2	0	23
02	CAMPBELL, Javontae	G	17	6-11	1-2	4-7	2	4	6	4	5	2	0	33
11	RUFFIN, Javon	G	17	5-11	5-8	2-2	1	4	5	0	3	2	0	38
25	THOMAS, Justin	G	6	2-6	1-2	1-2	1	2	3	2	3	0	0	35
09	WOL, Mayor	4	2-5	0-3	0-0	0	3	3	1	1	0	0	0	13
04	SHACKLEFORD, Josiah	9	3-10	2-6	1-2	3	2	5	4	2	1	1	0	25
TEAM						1	0	1		1				
TOTALS		82	28-62	12-26	14-19	15	24	39	15	16	8	3	2	200

FG	FG%	3FG	3FG%	FT	FT%	
1st Half	19-38	50.0	9-16	56.3	2-4	50.0
2nd Half	9-24	37.5	3-10	30.0	12-15	80.0
GAME	28-62	45.2	12-26	46.2	14-19	73.7

Deadball Rebounds: 4, 3  
Biggest Run: 8 (3:31 1H)  
Largest Lead: 18 (0:36 2H)  
Technical Fouls: None

K-STATE (5-3)														
No.	Name	PTS	FG	3FG	FT	O	D	R	PF	A	TO	S	B	MIN
21	MCGRIFF, Khamari	W	9	4-5	0-0	1-5	2	3	5	4	2	1	0	3
01	BASHIR Jr., Abdi	G	8	3-10	2-7	0-0	1	1	2	1	1	0	0	22
04	HAGGERTY, P.J.	G	17	6-19	1-4	4-9	2	4	4	1	2	3	1	0
10	CASTILLO, David	G	22	8-15	3-9	3-4	1	0	1	1	1	1	0	33
34	JOHNSON, Nate	G	4	2-6	0-1	0-0	0	4	2	2	1	2	0	32
00	RAPIEQUE, Elias	0	0-0	0-0	0-0	1	0	1	2	1	0	0	0	7
03	JONES, C.J.	4	1-3	0-1	2-2	1	0	1	2	1	0	0	0	20
06	JOHNSON, Marcus	0	0-0	0-0	0-0	0	1	1	1	0	0	0	0	2
14	KEGWURUKA, Mobi	0	0-2	0-0	0-0	2	5	7	4	1	0	0	0	15
15	MANNING, Taj	2	0-1	0-1	2-2	2	2	4	0	0	0	0	0	13
TEAM						1	1	2						
TOTALS		66	24-61	6-23	12-22	13	19	32	18	11	6	3	3	200

	FG	FG%	3FG	3FG%	FT	FT%
1st Half	15-33	45.5	5-13	38.5	0-4	0.0
2nd Half	9-28	32.1	1-10	10.0	12-18	66.7
GAME	24-61	39.3	6-23	26.1	12-22	54.5

Deadball Rebounds: 7, 1  
Biggest Run: 5 (6:25 1H)  
Largest Lead: None  
Technical Fouls: None

Officials: Doug Simons, Keith Patterson, Lee Cassell  
Attendance: 6,917 | Start Time: 7:01 p.m. | Game Duration: 1:58  
K-State never led // Bowling Green led 39:04 // Game was tied for 0:56  
Lead Changes: 0 // Times Tied: 0

Points From	Off Turnovers	Paint	2nd Chance	Fast Break	Bench
BGSU	9	30	17	0	13
K-State	6	32	14	9	6

09 SETON HALL

Dec. 6, 2025   Manhattan, Kan. / Bramlage Coliseum					
Seton Hall	35	43	—	78	
K-STATE	29	38	—	67	

- Seton Hall showed why it is one of the top defensive teams in the country by forcing Kansas State into season-lows into multiple offensive categories en route to a 78-67 win on Dec. 6 before 9,195 fans at Bramlage Coliseum.
- The Pirates (9-1), who rank in the top-15 in scoring defense, blocks, turnover margin and steals, continued their impressive start to the season by converting 16 Wildcat turnover into 22 points while also holding the potent K-State offense to 67 points on season-lows for field goal percentage (37.1), 3-point field goal percentage (20.0) and free throw percentage (42.9).
- In game where the Pirates held a slight edge in field goal percentage (38.9 to 37.1) it was the 22-7 advantage in points off turnovers and 20 missed free throws by the Wildcats (5-4) that proved to be too much to overcome despite a season-best crowd of 9,196 fans who were on hand to see the introduction of new head football coach **Collin Klein** at halftime.
- Seton Hall led by as many as 8 points in the early going before 7-foot-2 junior center **Dorin Buca** helped ignite a 10-2 run by K-State that tied it at 22-all, forcing a timeout by coach **Shaheen Holloway** with under 8 minutes to play in the half. The teams went back and forth before a driving layup by senior **Elijah Fisher** sparked an 8-0 run that carried the Pirates to a 35-29 halftime lead.
- The momentum carried into the early moments of the second half, as a dunk by freshman **Najai Hines** started a 9-2 run that extended the lead to 44-31, forcing a timeout by K-State head coach **Jerome Tang** with 17:21 to play. The Wildcats used another 10-2 run to close the deficit to 62-54 with less than 6 minutes to play, but the Pirates responded with 9 straight points to put the game away at 71-54 with just over 4 minutes remaining.
- Graduate transfer **A.J. Staton-McCray** and Fisher paced four Seton Hall players in double figures with a game-high 16 points each, while Hines and junior **Adam Clark** added 11 and 10 points, respectively.
- All five K-State starters scored in double figures for the first time this season led by a team-high 12 points from senior **Khamari McGriff**. Juniors **Abdi Bashir Jr.** and **P.J. Haggerty** and senior **Nate Johnson** all added 11 points while sophomore **David Castillo** had 10 points in his second straight start.
- Buca finished with his best all-around game of the season with 5 points, 7 rebounds, 2 assists and 3 blocked shots in just 17 minutes of action.

SETON HALL (9-1)															
No.	Name		PTS	FG	3FG	FT	O	D	R	PF	A	TO	S	B	MIN
06	PAYNE III, Stephen	F	5	2-3	0-0	1-2	3	3	6	4	2	0	1	2	19
00	CLARK, Adam	G	10	4-13	1-3	1-4	0	3	3	2	3	1	1	0	31
14	STATON-MCCRAY, A.J.	G	16	3-15	1-7	9-9	0	5	5	1	4	1	2	1	32
22	FISHER, Elijah	G	16	5-9	1-4	5-6	3	2	5	4	1	2	2	0	31
29	WILLIAMS II, Mike	G	9	4-11	1-4	0-0	1	1	2	0	2	3	2	0	24
02	SIMPSON, Tajuan	6	3	3-6	0-2	0-0	3	3	3	1	1	1	1	0	20
25	HINES, Najai	11	5	5-6	0-0	1-1	1	2	3	4	0	0	0	0	23
13	PARKER, Trey	5	2	3-3	1-2	0-0	0	4	4	2	2	2	1	0	16
01	DAR, Jacob	0	0	0-2	0-0	0-0	1	0	1	0	1	0	0	0	4
07	RIVERA, Josh	0	0	0-4	0-1	0-0	2	4	6	1	0	1	0	0	10
TEAM							4	2	6		1				
TOTALS			78	28-72	5-23	17-22	15	29	44	22	15	12	10	5	200

FG	FG%	3FG	3FG%	FT	FT%	
1st Half	13-36	36.1	3-15	20.0	6-10	60.0
2nd Half	15-36	41.7	2-8	25.0	11-12	91.7
GAME	28-72	38.9	5-23	21.7	17-22	77.3

Deadball Rebounds: 5, 0  
Biggest Run: 9 (4:12 2H)  
Largest Lead: 17 (4:12 2H)  
Technical Fouls: None

2nd Half											biggest lead: 17 (2nd Q)				
15-36 41.7 2-8 25.0 11-12 91.7											Largest Lead: 17 (4:12 2H)				
GAME 28-72 38.9 5-23 21.7 17-22 77.3											Technical Fouls: None				
K-STATE (5-4)															
No.	Name	PTS	FG	3FG	FT	O	D	R	PF	A	TO	S	B	MIN	
21	MCGRIFF, Khamari	W	12	5-8	0-0	2-6	7	1	8	2	1	1	1	21	
01	BASHIR, I, Abdi	G	10	4-10	3-9	0-3	0	1	1	3	2	0	2	23	
04	HAGGERTY, P.J.	G	11	3-12	0-2	5-12	1	3	4	4	6	6	3	32	
10	CASTILLO, David	G	10	4-14	1-8	1-2	1	4	5	3	3	1	0	31	
00	JOHNSON, Nate	G	11	4-10	1-6	2-2	3	4	7	3	0	3	0	32	
04	RAPEQUE, Elias	O	0	0-1	0-0	0-2	0	0	0	3	0	0	0	10	
03	JONES, C.J.	G	6	1-3	1-3	3-4	1	4	5	0	2	1	0	16	
14	KEGEBURU, Mobl	I	1	0-0	0-0	0-1	1	4	0	2	1	1	0	5	
22	BUCA, David	O	5	2-2	0-0	1-2	2	5	7	1	2	2	3	17	
22	MANWING, Taj	O	0	0-2	0-2	0-0	1	3	4	0	0	1	0	8	
06	JOHNSON, Marcus	O	0	0-0	0-0	0-0	1	1	1	0	0	0	0	5	
TEAM							3	2	5	1	1				
TOTALS			67	23-62	6-30	15-35	19	28	47	22	16	7	7	200	
	FG	FG%	3FG	3FG%	FT	FT%	Deadball Rebounds: 11								



2025-26 BOXSCORES/RECAPS

10MISSISSIPPI VALLEY STATE

Dec. 8, 2025 | Manhattan, Kan. / Bramlage Coliseum

Mississippi Valley	21	28	—	49
K-STATE	55	53	—	108

▶ K-State ended its 4-game skid with a thorough domination of Mississippi Valley State on Dec. 8, breaking 100 points for the fourth time under head coach **Jerome Tang** while connecting on 57.6 percent shooting in a 108-49 victory before 6,682 fans at Bramlage Coliseum.

▶ K-State (6-4) eclipsed 100 points in a game for the 42nd time, while the 108 points tied for the eighth-most in school history and were the most since the Wildcats scored a school-record 120 points in a win over UAPB more than a year ago. The 59-point margin of victory tied for the fourth-largest and was the largest since a 61-point win over Alabama-Huntsville on Nov. 13, 2012.

▶ In shooting 57.6 percent (38-of-66) from the field, the Wildcats made 63.3 percent (19-of-30) of their 2-point field goals, including a 34-10 advantage in the paint, while collecting the third-most 3-point field goals (19) in school history on 52.8 percent shooting. They also outscored the Delta Devils in points off turnovers (17-4), second-chance points (17-7) and fast-break points (27-11).

▶ The 19 made 3-pointers are only surpassed by the school-record 23 against Fresno State in 1994 and the 21 vs. UAPB in 2024. Six different players had at least one 3-pointers, including 5 each from juniors **P.J. Haggerty** and **Abdi Bashir Jr.** and sophomore **David Castillo**.

▶ All 11 players who saw action had at least one made field goal while four Wildcats scored in double figures led by a game-high 28 points from the nation's leading scorer — Haggerty — who has now scored in double figures in all 10 games this season. Castillo had 19 points off the bench on 6-of-11 field goals, while Bashir and senior **Nate Johnson** added 15 and 14 points, respectively.

▶ The Wildcats also shared the ball well with the third-most assists (30) in a game on their 38 made field goals, as four players tallied 5 or more assists, including a game-high 6 by Johnson.

▶ K-State took control less than 2 minutes into the game with 6 straight points before stretching its lead to 20 points (32-12) near the midway point of the first half. The lead was 18 points before a 14-0 run made it 50-18 with less than 2 minutes before halftime. The second half was much of the same as the deficit never fell below 32 points and grew to as many as 61 (108-47) with 1:25 to play.

▶ MVSU (1-9) shot just 25.8 percent (16-of-62), including 22.2 percent (4-of-18) from 3-point range. Junior **Michael James** led the way with 23 points.

MISSISSIPPI VALLEY STATE (1-9)														
No.	Name	PTS	FG	3FG	FT	O	D	R	PF	A	T	S	B	MIN
00	SAMS, Lamont	F	3	1-3	1-2	0-0	0	2	2	3	1	1	0	15
22	MAYFIELD, Daniel	F	6	1-11	0-2	4-4	1	5	6	0	0	3	0	32
02	HOLMES, Dekedric	G	2	1-3	0-0	0-0	0	1	1	1	3	1	0	17
10	JAMES, Michael	G	23	10-23	3-8	0-0	2	1	3	2	1	6	3	38
24	BARNETT, Z'aeavion	G	4	1-5	0-1	2-4	1	6	7	1	1	2	2	25
00	PUNCH, Patrick	S	5	0-7	0-3	5-6	2	1	3	0	4	3	3	1
05	SUTTON, Chance	O	0	0-1	0-0	0-0	0	1	1	2	0	0	0	9
20	MEZIN, Mussa	G	6	2-8	0-1	2-2	2	0	2	3	1	0	1	30
33	SISK, Antonio	O	0	0-1	0-1	0-0	0	0	0	0	0	2	0	8
TEAM						3	2	5		1				
TOTALS		49	16-62	4-18	13-16	12	18	30	12	11	19	8	4	200

	FG	FG%	3FG	3FG%	FT	FT%
1st Half	6-31	19.4	0-6	0.0	9-12	75.0
2nd Half	10-31	32.3	4-12	33.3	4-14	100.0
GAME	16-62	25.8	4-18	22.2	13-16	81.3

Deadball Rebounds: 4, 0

Biggest Run: 3 (19:52 1H)

Largest Lead: None

Technical Fouls: None

K-STATE (6-4)														
No.	Name	PTS	FG	3FG	FT	O	D	R	PF	A	T	S	B	MIN
00	RAPIEQUE, Elias	W	5	2-4	0-0	1-3	4	2	6	3	3	2	2	0
21	McGRIFF, Khamari	W	8	2-2	0-0	4-4	1	3	4	3	2	2	0	1
01	BASHIR JR., Abdi	G	15	5-10	5-0	0-0	0	2	2	0	5	2	2	0
04	HAGGERTY, P.J.	G	28	11-14	5-6	1-1	0	4	4	1	3	2	1	0
34	JOHNSON, Nate	G	14	5-7	2-3	2-2	1	2	3	1	6	0	5	0
03	JONES, C.J.	S	5	2-4	1-1	0-0	0	2	2	0	0	0	0	18
10	CASTILLO, David	W	19	6-11	5-8	2-2	0	3	3	0	5	3	1	0
15	MANNING, Taj	G	4	2-4	0-1	0-0	3	3	6	0	0	0	1	0
22	BUCA, Dorin	S	5	1-3	0-1	3-4	0	5	5	3	1	1	0	5
47	KOSTIC, Andrej	G	2	1-4	0-0	0-0	2	2	4	2	3	1	1	0
06	JOHNSON, Marcus	G	3	1-3	1-3	0-0	0	2	2	2	0	1	0	7
TEAM						1	3	4						
TOTALS		108	38-66	19-36	13-16	12	33	45	15	30	14	13	6	200

	FG	FG%	3FG	3FG%	FT	FT%
1st Half	19-32	59.4	6-13	46.2	11-14	78.6
2nd Half	19-34	55.9	13-23	56.5	2-2	100.0
GAME	38-66	57.6	19-36	52.8	13-16	81.3

Officials: Kipp Kissinger, Doug Simmons, Ron Groover  
Attendance: 6,682 | Start Time: 7:01 p.m. | Game Duration: 1:56  
K-State led 38:35 // Mississippi Valley never led // Game was tied for 1:25  
Lead Changes: 0 // Times Tied: 1

Points From	Off Turnovers	Paint	2nd Chance	Fast Break	Bench
MVSU	4	10	7	11	11
K-State	17	34	17	27	38

11AT CREIGHTON

Dec. 13, 2025 | Omaha, Neb. / CHI Health Center Omaha

Creighton	33	43	—	76
K-STATE	51	32	—	83

▶ Sophomore **David Castillo** scored six of his game-high 19 points in the last two minutes to help K-State hold off a furious Creighton rally in an 83-76 win on Dec. 13 before 16,657 fans at CHI Health Center Omaha.

▶ K-State (7-4) earned its first win in a non-conference road game since a 75-60 victory at LSU on Dec. 9, 2023, snapping a 4-game skid. The Wildcats posted just their third all-time win in 10 visits to Omaha (1969, 1987 and 2025) while running their winning streak over the Bluejays to 4 games.

▶ Buoyed by a near record-setting 51-point first-half, K-State led by as many as 20 points in the early moments of the second half before Creighton (5-5) slowly chipped away at the deficit, closing to within 73-70 with 2:41 to play. However, Castillo saved his best for clutch time, scoring six of the Wildcats' last 10 points while adding an assist. It marked the fourth straight game in double figures for the sophomore, including the second in a row off the bench with 19 points.

▶ After Bluejay senior **Josh Dix** missed a 3-pointer that would have tied the game with 2:10 remaining, Castillo grabbed the rebound and converted on a driving layup. Following another 3-point miss, Castillo once again drove the lane, feeding senior **Khamari McGriff** on a lob dunk to put the Wildcats ahead 77-70 with 1:21 left. Castillo then knocked down a pair of free throws for a 79-73 lead before finishing things off with a breakaway dunk with 18 seconds.

▶ Castillo was one of four Wildcats to score in double figures, collecting his 19 points on 7-of-11 field goals, including 2-of-4 from 3-point range, while making all 3 free throws. Omaha native junior **Abdi Bashir Jr.** put on a show for the hometown crowd with 18 points on 6 made 3-pointers, including 15 points in the first half when he eclipsed 1,000 career points. Senior **Khamari McGriff** and junior **P.J. Haggerty** added 12 and 10 points, respectively, while senior **Nate Johnson** had game-highs in both assists (6) and steals (4) go with 8 points.

▶ K-State led by as many as 18 points in the first half, including 51-33 at the break, as the Wildcats connected on 59.4 percent (19-of-32) from the field, including 64.7 percent (11-of-17) from 3-point range.

▶ The Wildcats, which shot a season-low 27.8 percent (10-of-36) in the second half, finished at 42.6 percent (29-of-68) for the game, including 42.9 percent (12-of-28) from 3-point range. The team also made 13 of 15 attempts (86.7 percent) from the free throw line and turned the ball over just 7 times.

CREIGHTON (5-5)														
No.	Name	PTS	FG	3FG	FT	O	D	R	PF	A	T	S	B	MIN
00	GREEN, Jasen	F	6	3-7	0-1	0-0	2	6	8	2	3	2	0	1
41	TRAUDT, Isaac	F	18	5-10	4-8	4-5	2	5	7	1	0	0	0	26
01	SWARTZ, Austin	G	12	4-11	4-9	0-0	2	1	3	2	2	2	0	26
04	DIX, Josh	G	18	7-17	2-7	2-2	2	5	7	0	2	0	0	35
09	DAVIS, Ty	G	5	2-3	1-2	0-0	0	2	3	5	1	1	0	30
05	GRAVES, Nik	S	2	0-2	0-1	2-2	1	0	1	2	0	1	1	0
32	FREEMAN, Owen	G	4	2-6	0-0	0-0	2	2	4	1	2	0	1	3
07	ZUGIC, Fedor	F	7	2-5	1-3	2-2	0	2	2	2	0	0	1	21
17	KONAN, Kerem	O	0	0-1	0-0	0-0	0	0	0	0	1	0	0	4
02	HARPER, Blake	G	4	0-1	0-1	4-4	0	1	1	0	0	0	0	7
TEAM						0	0	0		1				
TOTALS		76	25-63	12-32	14-15	11	24	35	13	15	7	4	7	200

	FG	FG%	3FG	3FG%	FT	FT%
1st Half	10-31	32.3	5-15	33.3	8-8	100.0
2nd Half	15-32	46.9	7-17	41.2	6-7	85.7
GAME	25-63	39.7	12-32	37.5	14-15	93.3

Deadball Rebounds: 1, 1

Biggest Run: 11 (16:38 2H)

Largest Lead: 20 (19:20 1H)

Technical Fouls: None

K-STATE (7-4)														
No.	Name	PTS	FG	3FG	FT	O	D	R	PF	A	T	S	B	MIN
00	RAPIEQUE, Elias	W	9	4-5	1-1	0-0	3	3	6	5	2	0	0	25
21	McGRIFF, Khamari	W	12	3-7	1-1	5-6	3	6	2	0	1	0	2	28
01	BASHIR JR., Abdi	G	18	6-17	6-12	0-0	0	2	2	0	1	1	0	20
04	HAGGERTY, P.J.	G	10	4-12	0-2	2-3	1	4	5	2	1	2	0	34
34	JOHNSON, Nate	G	8	3-10	2-7	0-0	1	3	4	1	6	2	4	1
10	CASTILLO, David	W	19	7-11	2-4	3-3	1	1	2	3	3	0	1	23
15	MANNING, Taj	G	2	1-2	0-0	0-0	0	2	3	5	0	0	0	13
22	BUCA, Dorin	S	5	1-3	0-0	3-3	2	3	5	2	1	1	0	11
03	JONES, C.J.	O	0	0-1	0-1	0-0	0	2	2	1	0	0	0	7
TEAM						2	3	5						
TOTALS		83	29-68	12-28	13-15	15	27	42	16	14	7	5	4	200

	FG	FG%	3FG	3FG%	FT	FT%
1st Half	19-32	59.4	11-17	64.7	2-2	100.0
2nd Half	10-36	27.8	1-11	9.1	11-13	84.6
GAME	29-68	42.6	12-28	42.9	13-15	86.7

Deadball Rebounds: 1, 0

Biggest Run: 7 (3:34 1H)

Largest Lead: 20 (18:41 2H)

Technical Fouls: None

Officials: James Breeding, Tim Clougherty, Antonio Petty  
Attendance: 16,657 | Start Time: 2:15 p.m. | Game Duration: 2:13  
K-State led 36:51 // Creighton led 0:56 // Game was tied for 2:13  
Lead Changes: 5 // Times Tied: 2

Points From	Off Turnovers	Paint	2nd Chance	Fast Break	Bench
CU	2	24	11	10	17
K-State	8	34	16	9	26

12SOUTH DAKOTA

Dec. 20, 2025 | Manhattan, Kan. / Bramlage Coliseum

South Dakota	34	42	—	76
K-STATE	57	49	—	106

▶ Junior **P.J. Haggerty** paced five Wildcats in double figures with a game-high 24 points, as K-State recorded its second 100-point game of the season in a 106-76 win over South Dakota on Dec. 20 before 7,287 fans at Bramlage Coliseum.

▶ The Wildcats (8-4), which scored a season-high 108 points in the win over Mississippi Valley State on Dec. 8, notched their second 100-point performance in the last 3 games while tying the school single-season record with the 1966-67, 1979-80, 1993-94 and 1997-98 teams. It also matched the 1993-94 and 1997-98 teams for the most 100-point games at home in a single season.

▶ K-State shot better than 60 percent from the field for the third time, as the Wildcats connected on 62.1 percent (41-of-66), including 50 percent (12-of-24) from 3-point range, and 75 percent (12-of-16) from the free throw line. The team hit on better than 56 percent in each half, including a season-high 57 first-half points on a season-high 67.6 percent (23-of-34) shooting. The 41 made field goals are the most in 115 games under **Jerome Tang** and the most since totaling 43 vs. UTSA more than 34 years ago on Nov. 23, 1991.

▶ The Wildcats were particularly lethal inside the 3-point arc, hitting on 69.1 percent (29-of-42) of their 2-point attempts, including a school-record tying 56 points in the paint. The team also had 56 points in the paint against Cal earlier this season as well as against South Dakota in 2010 and Miami in 2023. The team also dished out 23 assists, including 5 each from junior **Abdi Bashir Jr.** and sophomore **David Castillo**, and posted a 44-28 advantage on the glass.

▶ Haggerty posted his eighth game of 20 or more points this season, leading the way with 24 points on 10-of-12 field goals and 3-of-4 free throws to go with a game-high 6 rebounds and 3 assists in just over 26 minutes. Joining Haggerty in double figures were Castillo with 16 points, Bashir and senior **Nate Johnson** with 15 points each and senior **Khamari McGriff** with 10 points.

▶ Haggerty went perfect from the field in the first half, making all 8 attempts in the paint, as he helped power an early 11-0 run that the Wildcats built into as much as a 24-point lead, including 57-34 at the halftime break. The second half was much of the same, as the home team's lead grew to more than 30 points less than 3 minutes into the half while it stood at a game-high 36 points with 9:25 left. The team broke the 100-point mark after a pair of free throws by junior **Dorin Buca** with 3:02 remaining.

▶ K-State has now won 11 meetings with South Dakota, all coming at home.

SOUTH DAKOTA (7-7)	
--------------------	--

2025-26 BOXSCORES/RECAPS

13 ULM

Dec. 28, 2025 | Manhattan, Kan. / Bramlage Coliseum

ULM	36	49	—	85
K-STATE	46	48	—	94

▶ Junior **P.J. Haggerty** scored 23 of his team-high 24 points in the second half, as K-State wrapped up non-conference play with a 94-85 win over a pesky ULM squad on Dec. 28 before 8,163 fans at Bramlage Coliseum.

▶ The victory extended the team's winning streak to 4 games, as they finished non-conference play with a 9-4 record, which is the third-best mark in the last 7 seasons and the best since the 2023-24 squad opened at 10-3. K-State is now 197-66 in non-conference play since 2006-07, including 137-16 at home.

▶ Haggerty, who collected his ninth game of 20 or more points this season, bounced back from his worst first half of the season to score his 23 second-half points on 7-of-10 field goals and 9-of-9 free throws. None of his 23 second-half points proved more critical than a pair of 3-point plays after the Warhawks (3-11) had whittled the lead from a game-high 20 points (69-49) with 13:18 to play to just 4 points (75-71) with just over 6 minutes remaining.

▶ With momentum shifting to ULM after a 6-0 run cut the deficit to 75-71 at the 6:04 mark, Haggerty converted on the first of his 3-point plays out of a K-State timeout. He then added a second one following a Warhawks' 3-pointer that gave the Wildcats an 83-74 lead with 4:51 remaining.

▶ After yet another rally closed the deficit to 87-83 with just over 3 minutes to play, Haggerty came through with a big defensive rebound before assisting on a fast-break layup by sophomore **David Castillo** that pushed the lead to 92-83 with 2:24 left. He then scored the game's final points on a layup with 1:10 remaining that put the Wildcats ahead 94-85.

▶ Haggerty finished the day 7-of-16 from the field and 10-of-11 from the free throw line to go with a team-best 8 rebounds and 3 assists in 29 minutes. He has now scored in double figures in all 13 games while leading in scoring 10 times.

▶ Haggerty was joined in double figures by senior **Nate Johnson** (14 points) and junior **Abdi Bashir Jr.** (11 points). Two other Wildcats had 9 points (junior **Elias Rapique** and Castillo), while senior **Khamari McGriff** and junior **Taj Manning** added 8 points each. Manning also had a career-high 7 rebounds.

▶ Despite shooting a lackluster 28.6 percent (10-of-35) from 3-point range, K-State still managed to score 90 or more points for the seventh time in 13 games. The Wildcats converted on 65.7 percent (23-of-35) of their shots inside the 3-point line, including a 44-32 advantage in the paint.

ULM (3-11)														
No.	Name	PTS	FG	3FG	FT	O	D	R	PF	A	TO	S	B	MIN
05	SONDORS, Renars	F	8	3-7	1-3	1-2	2	2	4	4	2	1	1	0 32
03	LEWIS, Krystian	G	25	6-11	1-3	12-13	0	2	2	3	2	4	2	0 32
04	BRODNEK, Lawell	G	21	8-11	1-1	4-8	1	7	8	4	2	2	3	2 33
08	MOLFOVEE, Alex	G	5	2-4	1-2	0-2	0	0	0	0	0	2	0	0 15
11	RUSSELL, MJ	G	17	5-11	2-4	5-5	1	4	5	3	3	3	2	0 39
00	DIAZ, Dylan		5	2-6	1-4	0-0	1	2	3	2	4	3	1	0 27
23	BARNSILE, Ayomide	G	3	1-3	0-0	1-2	2	2	4	4	1	0	1	2 11
01	HARTMAN, Przemek	0	0-2	0-1	0-0	0	1	1	0	0	0	0	0	0 3
11	BELL, William	1	0-0	0-0	1-2	0	0	0	0	1	0	0	0	0 8
TEAM						0	3	3						
TOTALS		85	27-55	7-18	24-34	7	23	30	20	15	10	4	20	200

	FG	FG%	3FG	3FG%	FT	FT%
1st Half	12-24	50.0	1-7	14.3	11-17	64.7
2nd Half	15-31	48.4	6-11	54.5	13-17	76.5
GAME	27-55	49.1	7-18	38.9	24-34	70.6

Deadball Rebounds: 3, 0  
Biggest Run: 11 (9:58 2H)  
Largest Lead: 6 (16:58 1H)  
Technical Fouls: None

K-STATE (9-4)														
No.	Name	PTS	FG	3FG	FT	O	D	R	PF	A	TO	S	B	MIN
00	RAPIQUE, Elias	W	9	4-7	1-1	0-0	1	1	2	4	6	1	2	0 25
21	MCGRIFF, Khamari	W	8	3-4	0-0	2-3	3	2	5	3	1	1	2	1 22
01	BASHIR Jr., Abdi	G	11	4-9	3-8	0-0	0	2	2	4	3	0	0	0 23
04	HAGGERTY, P.J.	G	24	7-16	0-3	10-11	2	6	8	3	3	4	1	0 29
34	JOHNSON, Nate	G	14	4-7	4-7	2-3	2	4	6	3	4	2	1	0 33
03	JONES, C.J.		2	0-3	0-3	2-2	0	0	0	2	0	1	1	0 12
10	CASTILLO, David		9	4-11	1-7	0-0	1	4	5	1	3	2	2	0 21
15	MANNING, Taj	8	3-5	1-3	1-2	4	3	7	1	2	0	1	0	1 13
22	BUCA, Dorin		7	3-4	0-1	1-3	1	2	3	1	0	1	0	1 13
47	KOSTIC, Andrej		2	1-4	0-2	0-0	1	2	3	1	1	0	0	0 8
TEAM						0	2	2						
TOTALS		94	33-70	10-35	18-24	15	28	43	23	25	13	8	2	200

	FG	FG%	3FG	3FG%	FT	FT%
1st Half	16-37	43.2	6-18	33.3	8-12	66.7
2nd Half	17-33	51.5	4-17	23.5	10-12	83.3
GAME	33-70	47.1	10-35	28.6	18-24	75.0

Officials: Brooks Wells, Jeffrey Anderson, Antonio Petty  
Attendance: 8,163 | Start Time: 1:01 p.m. | Game Duration: 2:12  
K-State led 27-01 // ULM led 10-54 // Game was tied for 2:05  
Lead Changes: 2 // Times Tied: 4

Points From	Off Turnovers	Paint	2nd Chance	Fast Break	Bench
ULM	20	32	6	11	9
K-State	15	44	11	16	28

14 10/10 BYU

Jan. 3, 2026 | Manhattan, Kan. / Bramlage Coliseum

10/10 BYU	45	38	—	83
K-STATE	35	38	—	73

▶ Despite a valiant effort before a sold-out crowd, K-State could not overcome a poor shooting afternoon from 3-point range in an 83-73 loss to No. 10/10 BYU on Jan. 3 in the Big 12 opener for both schools at Bramlage Coliseum.

▶ K-State, which entered the day 10th in 3-point field goal percentage (39.9), was held to a season-low 14.3 percent (3-of-21) shooting from beyond the arc, including just 15.4 percent (2-of-13) in a first half in which the Wildcats fell down by 10 points at the half.

▶ BYU (13-1, 1-0 Big 12) climbed out of an early 14-9 deficit with a 9-0 run midway through the first half then outscored K-State, 16-8, to enter halftime with a 45-35 lead. The Wildcats closed the deficit to single digits several times in the second half, including 47-41 at the first media timeout and 78-71 with 2:21 remaining, but each time the Cougars had an answer to maintain their lead.

▶ Even though the Wildcats struggled from the arc, they gave themselves a chance against the Cougars, winners of 10 straight games, with 48 points in the paint, 17 points off turnovers and a special performance junior **P.J. Haggerty**, who finished with his best all-around effort in his first Big 12 game.

▶ The junior recorded his 10th game of the season with 20 or more points, tying freshman **AJ Dybantsa** with a game-high 24 points, to go with 7 rebounds, 6 assists and a season-high 4 steals in 36 minutes. He is now the first Wildcat since **Jacob Pullen** in 2009-10 to score in double figures in the first 14 games.

▶ Haggerty was joined in double figures by junior **Abdi Bashir Jr.**, who was responsible for all 3 of the Wildcats' 3-pointers to finish with 16 points, along with sophomore **David Castillo** and senior **Khamari McGriff**, who finished with 13 and 12 points, respectively.

▶ BYU was led by a game-tying 24 points from Dybantsa, who finished 8-of-15 from the field and 7-of-10 from the line to go with 8 rebounds, 3 assists and 3 steals. Backcourt mates **Robert Wright III** (18 points) and **Richie Saunders** (13 points) combined for 31 points, while big man **Keba Keita** recorded a double-double with 11 points and a game-high 16 rebounds.

▶ Although the Wildcats held the advantage in points off turnovers (17-7) and points in the paint (48-32), Keita's 16 boards helped the Cougars to a 47-35 advantage on the glass, including 16 offensive rebounds that led to a 20-7 edge in second-chance points.

BYU (13-1, 1-0 Big 12)														
No.	Name	PTS	FG	3FG	FT	O	D	R	PF	A	TO	S	B	MIN
03	DYBANTSA, AJ	F	24	8-15	1-2	7-10	1	7	8	3	3	1	0	0 33
13	KEITA, Keba	C	11	4-4	0-0	3-6	8	16	2	0	2	0	0	2 27
01	WRIGHT III, Robert	G	18	6-15	2-2	4-6	0	4	0	5	4	0	0	0 37
15	SAUNDERS, Richie	G	13	4-15	3-11	2-2	1	2	3	0	3	2	2	0 35
30	DAVIS JR., Kennard	G	4	1-5	1-5	1-2	2	4	6	2	3	2	3	1 35
05	BOSKOVIC, Mihailo		9	3-5	2-3	1-1	1	2	3	5	1	1	1	0 18
34	AHMED, Abdullah		4	2-3	0-0	0-0	1	1	2	3	2	0	0	3 12
02	MRUS, Tyler		0	0-1	0-1	0-0	0	0	0	1	0	0	0	0 4
TEAM						2	3	5			1			
TOTALS		83	28-63	9-24	18-27	16	31	47	16	17	19	9	6	200

	FG	FG%	3FG	3FG%	FT	FT%
1st Half	16-36	44.4	7-18	38.9	6-8	75.0
2nd Half	12-27	44.4	2-6	33.3	12-19	63.2
GAME	28-63	44.4	9-24	37.5	18-27	66.7

Deadball Rebounds: 3, 0  
Biggest Run: 9 (11:55 1H)  
Largest Lead: 12 (6:42 2H)  
Technical Fouls: None

K-STATE (9-5, 0-1 Big 12)														
No.	Name	PTS	FG	3FG	FT	O	D	R	PF	A	TO	S	B	MIN
15	MANNING, Taj	W	4	2-4	0-1	0-0	3	3	6	3	1	1	0	1 18
21	MCGRIFF, Khamari	W	12	5-7	0-1	2-2	1	7	8	4	2	0	1	1 25
01	BASHIR Jr., Abdi	G	16	5-13	3-8	3-3	1	3	4	0	2	1	0	0 30
04	HAGGERTY, P.J.	G	24	8-16	0-2	8-10	4	3	7	4	6	3	4	0 36
34	JOHNSON, Nate	G	0	0-5	0-3	0-0	0	3	3	3	1	4	3	0 31
14	KEGWURUKA, Mobi		2	1-3	0-0	0-0	1	1	1	0	1	0	2	0 14
22	BUCA, Dorin		0	0-2	0-0	0-2	1	0	1	3	3	1	1	0 15
10	CASTILLO, David		13	6-14	0-5	1-2	0	2	2	3	0	1	0	0 27
03	JONES, C.J.		2	1-3	0-1	0-0	0	0	0	0	1	0	0	1 5
TEAM						1	2	3						
TOTALS		73	28-67	3-21	14-19	11	24	35	22	15	12	12	2	200

	FG	FG%	3FG	3FG%	FT	FT%
1st Half	12-34	35.3	2-13	15.4	9-11	81.8
2nd Half	16-33	48.5	1-8	12.5	5-8	62.5
GAME	28-67	41.8	3-21	14.3	14-19	73.7

Deadball Rebounds: 2, 1  
Biggest Run: 5 (16:22 1H)  
Largest Lead: 5 (15:24 2H)  
Technical Fouls: None

Points From	Off Turnovers	Paint	2nd Chance	Fast Break	Bench
BYU	7	32	20	11	13
K-State	17	48	7	4	17

15 AT 1/2 ARIZONA

Jan. 7, 2026 | Tucson, Ariz. / McKale Center

1/2 Arizona	51	50	—	101
K-STATE	36	40	—	76

▶ Arizona looked every bit the nation's top-ranked team, as the Wildcats shot nearly 50 percent from the field while posting a 55-32 advantage on the glass en route to a 101-76 win over K-State before 14,357 fans at the McKale Center.

▶ K-State (9-6, 0-2 Big 12), which has opened conference play with consecutive top-10 opponents for the first time ever, fell to 5-19 all-time vs. the AP No. 1 team, including 1-5 on the road. The Wildcats have now lost 5 in a row against the top-ranked team with the last win coming in 2016.

▶ One of six remaining unbeaten teams in the country, Arizona connected on 49.3 percent (34-of-69) of its field goals, including 58.5 percent (31-of-53) from inside the arc with 56 points in the paint, while knocking down 30 of 39 attempts (78.9 percent) from the free throw line.

▶ In addition to a 56-36 advantage in the paint, Arizona had 26 fast-break points while turning 15 offensive rebounds into 19 second-chance points.

▶ It marked just the 18th time in school history that K-State has surrendered 100 or more points, including just the second time under coach **Jerome Tang**.

▶ Equally impressive was Arizona's play on the defensive end, holding K-State to a season-low 33.8 percent (26-of-77) from the field, including 22.2 percent (8-of-36) from 3-point range. Junior **Abdi Bashir Jr.**, who entered the day ranking in the top-10 nationally in 3-pointers/game (3.71) and total 3-pointers (52), was held without a 3-point make (0-of-5) for the first time this season.

▶ Arizona has now won its 15 games by an average of more than 23 points.

▶ Freshman **Brayden Burries** (28 points) and junior **Motiejus Krivas** (25 points) paced Arizona with a combined 53 points on 19-of-26 shooting. Krivas had a double-double with a game-high 12 rebounds, while Burries narrowly missed a double-double with 9 rebounds to go with 4 assists and 4 steals. Freshman **Koa Peat** also had a double-double with 15 points and 10 rebounds, while senior **Tobe Awaka** added 8 points and 11 rebounds off the bench.

▶ Junior **P.J. Haggerty** led K-State with 19 points and 7 assists in 32 minutes, while senior **Nate Johnson** and junior **Dorin Buca** chipped in 15 and 12 points, respectively. Haggerty has now scored in double figures in all 15 games this season while the leading the team in scoring 12 times.

ARIZONA (15-0, 2-0 Big 12)															
No.	Name	PTS	FG	3FG	FT	O	D	R	PF	A	TO	S	B	MIN	
08	KHARCHENKOV, Ivan	F	4	1-3	0-1	2-4	1	1	2	3	1	0	1	2 25	
10	PEAT, Koa	F	15	6-11	1-2	2-2	0	10	4	4	1	0	0	0 26	
13	KRIVAS, Motiejus	G	25	7-10	0-1	11-12	5	7	12	1	0	2	0	2 29	
00	BRADLEY, Jaden	G	9	3-10	1-1	2-2	0	3	3	3	5	2	2	0 28	
05	BURRIES, Brayden	G	28	12-16	1-5	3-5	1	8	9	1	4	0	4	1 29	
03	DELLORSO, Anthony	F	6	2-8	0-5	2-3	0	0	0	2	0	2	1	2 20	
30	AWAKA, Tobe	K	8	2-8	0-0	4-5	7	4	11	3	0	1	0	0 19	
02	ARISTODE, Dwayne	O	0	0-1	0-0	0-0	1	3	4	0	2	0	0	0 14	
15	GUEYE, Sidi	O	0	1-1	0-0	3-4	0	0	0	0	0	0	0	0 3	
21	NELSON, Evan	O	0	0-0	0-0	0-0	0	0	0	0	0	0	0	0 1	
22	ARNOLD, Addison	O	0	0-0	0-0	0-0	1	1	0	1	0	0	0	0 3	
42	DJOMPO, Sven	O	1	0-0	0-0	1-2	0	0	0	1	0	0	0	0 2	
07	FRANCIS, Jackson	O	0	0-0	0-0	0-0	0	0	0	1	0	0	0	0 1	
11	COOK, Jackson	O	0	0-0	0-0	0-0	0	0	0	0	0	0	0	0 1	
TEAM						0	3	3							
TOTALS				101	34-69	3-16	30-39	15	40	55	19	17	8	8	200



2025-26 BOXSCORES/RECAPS

16 AT ARIZONA STATE

Jan. 10, 2026 | Tempe, Ariz. / Desert Financial Arena

Arizona State	36	51	—	87
K-STATE	38	46	—	84

▶ K-State made a furious rally to close a 9-point deficit to one with 5 seconds left, but senior **Moe Odum** calmly sank 2 free throws on the ensuing possession to help Arizona State hold on for an 87-84 win at Desert Financial Arena.

▶ K-State had one last chance with 4.3 seconds left, but junior **P.J. Haggerty's** desperation 3-point attempt fell short as the buzzer sounded. The guard led all scorers with 25 points, as he registered his 11th game of 20 or more points. He was joined in double figures by **Abdi Bashir Jr.**, who added 22 points.

▶ The near comeback came on the heels of a key 10-0 run midway through the second half that provided Arizona State (10-6, 1-2 Big 12) the difference in a back-and-forth game that included 9 lead changes and 9 ties. The Sun Devils, who played just 7 players due to injury, saw all 5 starters score in double figures, including 21 by Odum and 7-foot-1 freshman **Massamba Diop**. Sophomore **Santiago Trouet** had a double-double with 10 points and 10 rebounds.

▶ The pivotal 10-0 run came after K-State took a 64-58 lead with 10:32 to play on a sixth 3-pointer from Bashir. The front court trio of Trouet, Diop and graduate **Allen Mukeba** combined for all 10 points to help ASU go ahead 68-64 with 7:13 remaining. From there, the Sun Devils continued their momentum, scoring 8 of the next 11 points to take their largest lead at 76-67 and force a timeout by head coach **Jerome Tang** with 4:21 to play.

▶ The Wildcats didn't go away quietly though, as a 3-pointer from Haggerty sparked a 17-9 run that closed the gap to 85-84 with 5 seconds. Haggerty was responsible for 9 of the 17 points, including a circus 3-pointer that made it 85-84, while Bashir and senior **Khamari McGriff** each had 4 points. The Sun Devils assisted the rally by making just 5-of-10 free throw attempts during this stretch.

▶ A key stat in the game came in the paint, where ASU outscored K-State, 50-28, that came alongside a 48-34 rebounding advantage that included a combined 34 boards from the quartet of Trouet (10), Diop (9), Mukeba (8) and sophomore guard **Noah Meeusen** (7). The Sun Devils converted 18 offensive rebounds into a 24-20 narrow edge in second-chance points. In addition, ASU scored 24 points at the free throw line, taking advantage of 27 fouls on K-State.

▶ The Wildcats were able to stay competitive in the game with 13 made 3-pointers, including 6 from Bashir and 3 from Haggerty. It marked the ninth time this season that the team has registered double-digit 3-point field goals.

ARIZONA STATE (10-6, 1-2 Big 12)														
No.	Name	PTS	FG	3FG	FT	O	D	R	PF	A	T	S	B	MIN
01	TROUET, Santiago	F	10	5-12	0-2	0-1	7	3	10	2	3	1	3	25
23	MUKEBA, Allen	F	10	3-4	0-0	4-4	3	5	8	3	1	2	0	28
35	DIOP, Massamba	C	21	8-10	0-0	5-6	4	5	9	3	1	1	0	32
02	JOHNSON, Anthony	G	18	5-10	0-3	8-10	0	4	4	4	3	1	1	23
05	ODUM, Maurice	G	11	8-17	2-7	3-4	0	1	1	1	4	7	0	38
15	MEEUSEN, Noah	G	1	1-6	1-6	0-0	2	5	7	3	2	3	2	31
14	GRBOVIC, Andrija	A	4	0-5	0-4	4-7	0	2	2	1	0	0	0	24
TEAM						2	5	7						
TOTALS		87	30-64	3-22	24-32	18	30	48	17	14	15	6	10	200

	FG	FG%	3FG	3FG%	FT	FT%
1st Half	12-30	40.0	1-10	10.0	11-12	91.7
2nd Half	18-34	52.9	2-12	16.7	13-20	65.0
GAME	30-64	46.9	3-22	13.6	24-32	75.0

Deadball Rebounds: 6, 0

Biggest Run: 10 (7:13 2H)

Largest Lead: 9 (4:28 2H)

Technical Fouls: None

K-STATE (9-7, 0-3 Big 12)														
No.	Name	PTS	FG	3FG	FT	O	D	R	PF	A	T	S	B	MIN
00	RAPIECHE, Elias	W	8	3-6	2-4	0-0	1	1	2	4	0	1	0	21
21	McGriff, Khamari	W	8	4-7	0-0	0-0	1	2	3	4	1	1	0	14
01	BASHIR Jr., Abdi	G	22	8-16	6-12	0-1	0	2	2	3	4	1	0	35
04	HAGGERTY, P.J.	G	25	7-19	3-7	8-12	1	2	3	4	6	1	0	38
34	JOHNSON, Nate	G	7	2-6	1-4	2-2	0	2	5	3	3	1	0	26
10	CASTILLO, David	G	3	1-7	1-2	0-0	0	4	1	2	0	0	0	26
15	MANNING, Taj	G	6	1-2	0-1	4-4	2	2	4	0	0	3	2	20
22	BUCA, Dorin	S	2-5	0-0	1-2	5	3	8	2	1	0	0	1	19
47	KOSTIC, Andrej	0	0-2	0-1	0-0	0	0	0	0	0	0	0	0	1
TEAM						4	2	6						
TOTALS		84	28-70	13-31	15-21	16	18	34	27	14	13	7	3	200

	FG	FG%	3FG	3FG%	FT	FT%
1st Half	12-30	33.3	5-15	33.3	9-11	81.8
2nd Half	16-34	47.1	8-16	50.0	6-10	60.0
GAME	28-70	40.0	13-31	41.9	15-21	71.4

Deadball Rebounds: 2, 0

Biggest Run: 6 (11:25 2H)

Largest Lead: 7 (17:45 2H)

Technical Fouls: None

Officials: Brooks Wells, Michael Greenstein, Tommy Johnson  
Attendance: 7,133 | Start Time: 2:02 p.m. | Game Duration: 2:19  
K-State led 15:55 // ASU led 16:18 // Game was tied for 7:47  
Lead Changes: 9 // Times Tied: 9

Points From	Off Turnovers	Paint	2nd Chance	Fast Break	Bench
ASU	13	50	24	14	7
K-State	16	28	20	23	14

17 UCF

Jan. 14, 2026 | Manhattan, Kan. / Bramlage Coliseum

UCF	42	40	—	82
K-STATE	28	45	—	73

▶ K-State battled back from a 16-point deficit to close to within one possession numerous times in the second half, but UCF had an answer to every rally en route to posting an 82-73 win on Jan. 14 at Bramlage Coliseum.

▶ After trailing as many as 16 points in the first half, including 12 at the half, K-State showed some desperation out of break, closing to 57-56 at the 11:18 mark after a layup from junior **P.J. Haggerty**, who scored 18 of his game-high 23 points in the second half.

▶ UCF (14-2, 3-1 Big 12) responded with consecutive 3-pointers from graduate **Themus Fulks** and junior **Jordan Burks** to push back ahead 63-56 near the midway point. After consecutive layups from junior **Taj Manning** got K-State to within 63-60, senior **Riley Kugel** connected on a 3-point play to once again put some distance between the teams with 8:50 remaining.

▶ Haggerty split a pair of free throws to close the deficit to 68-65, but a tip-in from junior **Chris Johnson** and a layup from Kugel put the Knights up 72-65, forcing a timeout from **Jerome Tang** with 5:14 to play. Another 3-point play from Haggerty gave the Wildcats' one last opportunity at 72-68, but Johnson came through with a big 3-pointer to again answer the rally. From there, they got no closer than 5 points, as the Knights salted it away at the free throw line.

▶ UCF connected on 52.5 percent (32-of-61) of its field goals, including better than 50 percent in each half, while hitting on 46.7 percent (7-of-15) from beyond the arc. Four players scored in double figures, including 19 from Kugel, 18 from senior **Jamichael Stillwell** and a points/assist double-double from Fulks with 13 points and a game-high 12 assists.

▶ Haggerty was joined in double figures by 15 points from senior **Khamari McGriff**, 12 points from junior **Abdi Bashir Jr.** and a new career-high 10 points from junior **Taj Manning**. Senior **Nate Johnson** tied a career-high with 10 assists to go with 7 points, 6 rebounds and 3 steals.

▶ K-State rebounded to shoot 54.5 percent (18-of-33) from the field in the second half after making just 34.4 percent (11-of-32) in the first half. For the game, the Wildcats hit on 44.6 percent (29-of-65), including just 20 percent (6-of-30) from 3-point range.

▶ The win was the first in 3 tries for UCF at Bramlage Coliseum.

UCF (14-2, 3-1 Big 12)														
No.	Name	PTS	FG	3FG	FT	O	D	R	PF	A	T	S	B	MIN
04	STILLWELL, Jamichael	F	18	8-14	0-1	2-4	2	5	7	4	1	0	0	30
99	BURKS, Jordan	F	8	3-6	2-4	0-0	0	2	2	1	0	3	1	0
07	BOL, John	C	2	1-2	0-0	0-0	0	3	3	3	0	0	1	0
01	FULKS, Theamus	G	13	6-11	1-1	0-0	0	3	3	3	12	1	3	0
02	KUGEL, Riley	G	19	6-11	2-4	5-7	0	7	7	3	2	5	0	34
00	FOUMENE, Jeremy	2	1-6	0-0	0-2	1	1	2	0	1	0	1	0	9
22	JOHNSON, Chris	9	3-5	1-2	0-2	1	1	2	0	1	0	2	0	22
35	CAMBRIDGE, Devan	11	4-4	1-1	2-3	1	5	6	0	2	0	1	1	25
11	PACHECO, Carmelo	0	0-2	0-2	0-0	0	0	0	0	0	0	0	0	12
TEAM						2	1	3						
TOTALS		82	32-61	7-15	11-18	7	28	35	14	18	10	8	3	200

	FG	FG%	3FG	3FG%	FT	FT%
1st Half	18-34	52.9	4-10	40.0	2-2	100.0
2nd Half	14-27	51.9	3-5	60.0	9-16	56.3
GAME	32-61	52.5	7-15	46.7	11-18	61.1

Deadball Rebounds: 3, 1

Biggest Run: 11 (12:01 1H)

Largest Lead: 16 (6:19 1H)

Technical Fouls: None

K-STATE (9-8, 0-4 Big 12)														
No.	Name	PTS	FG	3FG	FT	O	D	R	PF	A	T	S	B	MIN
15	MANNING, Taj	W	10	5-9	0-4	0-0	3	4	7	4	3	2	0	0
21	McGriff, Khamari	W	15	7-9	0-0	1-2	1	4	5	2	1	0	0	33
01	BASHIR Jr., Abdi	G	12	4-13	4-13	0-0	0	2	2	0	3	1	1	0
04	HAGGERTY, P.J.	G	23	9-18	0-2	5-8	1	4	5	2	5	2	1	0
34	JOHNSON, Nate	G	7	2-9	1-7	2-2	0	6	6	4	10	1	3	1
22	BUCA, Dorin	1	0-0	0-0	1-2	0	3	3	2	0	2	0	0	8
10	CASTILLO, David	5	2-4	1-2	0-1	0	1	1	1	1	0	0	0	21
03	JONES, C.J.	0	0-3	0-2	0-1	1	1	2	3	0	0	0	0	16
TEAM						2	1	3						
TOTALS		73	29-65	6-30	9-15	8	26	34	18	25	12	5	1	200

	FG	FG%	3FG	3FG%	FT	FT%
1st Half	11-32	34.4	4-19	21.1	2-4	50.0
2nd Half	18-33	54.5	2-11	18.2	7-11	63.6
GAME	29-65	44.6	6-30	20.0	9-15	60.0

Deadball Rebounds: 5, 0

Biggest Run: 5 (18:48 2H)

Largest Lead: 2 (16:55 2H)

Technical Fouls: None

Officials: Doug Simons, Patrick Adams, Gary Maxwell  
Attendance: 7,033 | Start Time: 7:02 p.m. | Game Duration: 2:01  
K-State led 1:35 // UCF led 37:11 // Game was tied for 1:14  
Lead Changes: 6 // Times Tied: 1

Points From	Off Turnovers	Paint	2nd Chance	Fast Break	Bench
UCF	8	40	12	14	22
K-State	10	44	9	15	6

18 AT OKLAHOMA STATE

Jan. 17, 2026 | Stillwater, Okla. / Gallagher-Iba Arena

Oklahoma State	48	36	—	84
K-STATE	43	40	—	83

▶ Sophomore **Vyctorius Miller** connected on all 3 free throws after being fouled with 2.8 seconds left, as Oklahoma State came from behind to post an 84-83 win in a back-and-forth affair on Jan. 17 at Gallagher-Iba Arena.

▶ In a game that included 13 lead changes and 11 ties, K-State (9-9, 0-5 Big 12) took an 83-81 lead with 49 seconds remaining on junior **P.J. Haggerty's** jumper. On the ensuing possession, junior guard **Kanye Clary** twice missed from 3-point range with Oklahoma State (14-4, 2-3 Big 12) each time getting the offensive rebound, including on a jump ball with 4 seconds left.

▶ Miller received the inbounds pass in the corner and was fouled by junior **Abdi Bashir Jr.** as he attempted to swap down at the ball, resulting in 3 free throws. After Miller's 3 free throws gave the Cowboys an 84-83 lead, the Wildcats still had an opportunity to win. The inbounds pass was caught by **Taj Manning** at midcourt, where he called K-State's last timeout with 2.1 seconds. However, Haggerty's 3-point attempt fell short as the buzzer sounded.

▶ Haggerty paced four Wildcats in double figures with 21 points on 8-of-17 shooting, including 4-of-7 from 3-point range, to go with 8 rebounds, 3 assists and a steal while playing all 40 minutes. He has now scored 20 or more points 13 times with double figures in all 18 games. He is the first Wildcat to open with 18 consecutive games in double figures since **Jacob Pullen** in 2009-10.

▶ OSU led 48-43 after ending the first half on a 7-2 run then continued that momentum with 8 of the first 11 points out of halftime to take a double-digit lead at 56-46 and force a timeout at the 17:15 mark. From there, K-State scored 15 of the next 20 points to register the first of 7 ties in the second half at 61-41.

▶ The Wildcats went ahead 67-64 near the midway point before the teams battled through ties of 67-all, 69-all and 71-all. After a McGriff dunk gave the visitor a 73-72 lead, the home team responded with 5 straight points to go back ahead 77-73 with 5:12 remaining. However, the Wildcats didn't go away, as 3-pointers from senior **C.J. Jones** and Haggerty plus a dunk by Johnson made it 81-79 at the final media timeout with 92 seconds left. The Cowboys tied it at 81-all on a Clary jumper with 1:15 to play before the final sequence.

▶ OSU shot just 41.2 percent (28-of-68) from the field with 5 less field goals and 7 fewer 3-point field goals but made up for it by scoring 26 points off 16 K-State turnovers while converting on 20-of-24 attempts (83.3 percent) from the free throw line. The Cowboys had just 7 turnovers.

OKLAHOMA STATE (14-4, 2-3 Big 12)														
No.	Name	PTS	FG	3FG	FT	O	D	R	PF	A	T	S	B	MIN
04	COLEMAN, Christian	F	4	2-4	0-0	0-2	0	5	5	0	3	1	2	1
22	FALLAH, Parsa	C	17	4-8	2-2	7-7	7	2	9	1	0	1	2	0
01	CLARY, Kanye	G	12	5-14	2-6	0-0	0	3	3	3	6	2	1	0
05	MILLER, Vytoryus	G	9	2-13	1-6	4-5	3	4	7	2	4	0	0	33
21	COLEMAN, Isaiah	G	6	2-4	0-0	2-2	1	2	3	0	2	1	1	5
09	ROY, Anthony	F	23	7-15	3-9	3-6	2	2	2	0	1	0	1	32
03	WILLIAMS, Andrij	G	10	4-11	0-0	1-1	3	0	3	0	0	0	1	15
00	CURRY, Jaylen	2	1-5	1-1	0-0	0-0	0	1	1	1	0	0	0	14
23	ARMED, Benjamin	M	0	0-0	0-0	0	1	1	0	0	0	0	0	2
TEAM						2	2	4						
TOTALS			84	28-68	8-24	20-24	16	23	37	10	14	7	7	3 200

2025-26 BOXSCORES/RECAPS

19UTAH

Jan. 20, 2026 | Manhattan, Kan. / Bramlage Coliseum

Utah	43	35	—	78
K-STATE	46	35	—	81

▶ Junior **P.J. Haggerty** scored 28 of his game-high 34 points in the second half in helping a short-handed Kansas State to an 81-78 win over Utah before 8,061 fans at Bramlage Coliseum to end a 5-game losing streak to open Big 12 play.

▶ The 28 points tied for the third-most points in a half, including the most since **Denis Clemente** went for 32 points in the second half at Texas on Jan. 31, 2009.

▶ K-State (10-9, 1-5 Big 12) had just 10 available players due to injuries, as the Wildcats had to play without regulars **Abdi Bashir Jr.** and **Khamari McGriff**, who had started the previous 18 games. This forced head coach **Jerome Tang** to insert juniors **Dorin Buca** and **David Castillo** into the lineup, alongside Haggerty, senior **Nate Johnson** and junior **Taj Manning**, who made his third straight start in place of the injured **Elias Rapieque**.

▶ Despite this adversity, the Wildcats found a way to pick up their first Big 12 win as Haggerty came through with a big jumper shot with a score tied at 77-all before Johnson iced the game with a pair of free throws with 6.7 seconds left. The Utes (9-10, 1-5 Big 12) had one last chance, but junior **Terrence Brown's** 3-point attempt fell short with 2 seconds remaining.

▶ Haggerty's 34 points were the 10th-most by a Wildcat in a Big 12 game and the most since **Markquis Nowell** went for 36 at Texas on Jan. 3, 2023. He hit on 15-of-29 field goals, including 1-of-4 from 3-point range, and 3-of-6 free throws to go with a game-high 8 rebounds, 4 assists and 2 steals in 39 minutes.

▶ Haggerty was joined in double figures by Castillo, who posted his second career 20-point games and first in Big 12 play with 20 points, and Johnson, who added 17 points on 5-of-9 field goals, including 3-of-5 from 3-point range, to go with a game-high 6 assists and 5 rebounds. Castillo hit a career-high 6 3-pointers, which tied for the 10th-most by a Wildcat in a Big 12 game.

▶ The Utes were led by Brown, who nearly equaled Haggerty with a team-high 33 points on 14-of-24 shooting, including 4-of-7 from 3-point range. Brown was joined in double figures by junior **Seydou Traore** and graduate **Don McHenry**, who had 15 points each.

▶ Both teams shot nearly 50 percent with K-State hitting on exactly 50 percent (31-of-62) for the second consecutive game, including 52.2 percent (12-of-23) from 3-point range. Utah shot 49.2 percent (32-of-65), including 34.8 percent (8-of-23) from long range.

UTAH (9-10, 1-5 Big 12)														
No.	Name	PTS	FG	3FG	FT	O	D	R	PF	A	TO	S	B	MIN
00	TRAORE, Seydou	F 15	7-12	1-4	0-0	2	4	6	2	3	0	1	1	30
08	DAWES, Keanu	F 0	0-3	0-2	0-0	2	5	7	1	1	0	0	1	31
32	OKONKWO, James	F 2	1-3	0-0	0-0	0	2	2	0	2	0	1	0	24
02	BROWN, Terrence	G 33	14-24	4-7	1-2	1	3	4	4	2	6	4	0	32
03	McHENRY, Don	G 15	5-12	3-8	2-5	1	5	6	0	3	0	0	0	32
21	ABBEY, Obomate	4	1-3	0-0	2-2	0	0	0	2	1	1	0	0	17
07	HAYES, Josh	9	4-5	0-0	1-1	3	0	3	2	0	0	0	1	16
13	SANDERS, Kendyl	0	0-3	0-2	0-0	0	3	3	1	0	0	0	0	19
TEAM			1	2	3						1			
TOTALS		78	32-65	8-23	6-10	10	24	34	14	10	9	5	4	200

	FG	FG%	3FG	3FG%	FT	FT%
1st Half	19-35	54.3	4-11	36.4	1-1	100.0
2nd Half	13-30	43.3	4-12	33.3	5-9	55.6
GAME	32-65	49.2	8-23	34.8	6-10	60.0

Deadball Rebounds: 3, 0  
Biggest Run: 10 (18:16 2H)  
Largest Lead: 5 (17:07 1H)  
Technical Fouls: Traore

K-STATE (10-9, 1-5 Big 12)														
No.	Name	PTS	FG	3FG	FT	O	D	R	PF	A	TO	S	B	MIN
15	MANNING, Taj	W 8	3-5	1-3	1-2	4	3	7	1	2	0	0	1	30
22	BUCA, Dorin	W 7	3-4	0-1	1-3	1	2	3	1	0	1	0	1	13
04	HAGGERTY, P.J.	G 24	7-16	0-3	10-11	2	6	8	3	3	4	1	0	29
10	CASTILLO, David	G 9	4-11	1-7	0-0	1	4	5	1	3	2	0	0	21
34	JOHNSON, Nate	G 14	4-7	4-7	2-3	2	4	6	3	4	2	1	0	33
03	JONES, C.J.	2	0-3	0-3	2-2	0	0	0	2	0	1	1	0	12
47	KOSTIC, Andrej	2	1-4	0-2	0-0	1	2	3	1	3	1	0	0	8
TEAM					2	0	2							
TOTALS		81	31-62	12-23	7-10	7	22	29	13	17	10	4	2	200

	FG	FG%	3FG	3FG%	FT	FT%
1st Half	17-34	50.0	10-18	55.6	2-2	100.0
2nd Half	14-28	50.0	2-6	40.0	5-8	62.5
GAME	31-62	50.0	12-23	52.2	7-10	70.0

Officials: Marques Pettigrew, Tommy Johnson, Michael Greenstein  
Attendance: 8,061 | Start Time: 8:10 p.m. | Game Duration: 1:49  
K-State led 25-00 // Utah led 11-37 // Game was tied for 3:23  
Lead Changes: 9 // Times Tied: 6

Points From	Off Turnovers	Paint	2nd Chance	Fast Break	Bench
Utah	14	40	12	11	13
K-State	8	32	6	17	8

2019/19 KANSAS

Jan. 24, 2026 | Manhattan, Kan. / Bramlage Coliseum

19/19 Kansas	37	49	—	86
K-STATE	35	27	—	62

▶ No. 19/19 Kansas broke open a tight contest with a decisive 8-0 run to snap a 3-game losing streak at Bramlage Coliseum and earn an 86-62 win in the 304th Dillons Sunflower Showdown on Jan. 24.

▶ Kansas (15-5, 5-2 Big 12) saw 5 players post double-digits led by sophomore **Flory Bidunga's** 21-point, 10-rebound double-double while senior **Melvin Council Jr.** added his own double-double with 17 points and 12 assists.

▶ K-State (10-10, 1-6 Big 12) played its second consecutive game with just 10 available players due to injuries, as starters **Abdi Bashir Jr.** and **Khamari McGriff** each missed their second straight game. A third regular starter – **Elias Rapieque** – missed his fourth game in a row.

▶ The potent Wildcat offense, which entered averaging 85.3 points on 47.3 percent shooting, was held to its lowest output of the season with just 62 points on 34.4 percent (21-of-61) shooting with season-lows for both field goals made (21) and points in the paint (18).

▶ Junior **P.J. Haggerty** scored a game-high 23 points, doing most of his damage at the free throw line, where he was 10-of-12, to go with 5 rebounds and 4 assists in nearly 39 minutes. He has now scored in double figures in all 20 games this season with 15 20-point scoring efforts.

▶ Freshman **Andrej Kostic** posted his first double-digit scoring game with 12 points, going 4-of-7 from 3-point range.

▶ The Wildcats trailed just 59-55 after a 3-pointer by Haggerty just before the third media timeout with 7:26 to play. However, a Bidunga free throw sparked a run of eight straight points that pushed the lead to 67-55, prompting a timeout by head coach **Jerome Tang** with 5:37 to play.

▶ A Haggerty free throw broke the run out of the timeout, but the Jayhawks continued their push with 7 of the next 9 points to go ahead 74-58 at the final media timeout with 3:41 to play. From there, the lead ballooned to as many as 24 points in the eventual 86-62 loss.

▶ The first half was a back-and-forth affair with Kansas leading by as many as 7 points before K-State closed to with 37-35 at the halftime break. The Wildcats had a chance to take the lead just before halftime but senior **C.J. Jones'** 3-pointer just rimmed out at the buzzer.

KANSAS (15-5, 5-2 Big 12)														
No.	Name	PTS	FG	3FG	3FG%	FT	O	D	R	PF	A	TO	S	B
15	TILLER, Bryson	F 16	6-8	0-1	4-4	3	4	7	2	2	2	1	0	27
04	BIDUNGA, Flory	F 21	10-13	0-0	1-4	3	7	10	3	1	1	0	3	33
03	WHITE, Tre	G 13	3-8	1-2	6-6	2	1	3	2	3	1	0	0	37
11	McDOWELL, Jamari	G 0	0-5	0-5	0-0	1	1	2	0	1	2	0	0	33
14	COUNCIL Jr., Melvin	G 17	7-16	1-4	2-3	2	5	7	3	12	1	1	1	28
13	JACKSON, Elmarlo	19	5-7	2-3	7-7	0	5	5	3	0	2	0	0	27
01	DAWSON, Jayden	0	0-1	0-1	0-0	0	1	1	0	0	0	0	0	7
TEAM						1	3	4			1			
TOTALS		86	31-58	4-16	20-24	12	27	39	13	19	10	2	4	200

	FG	FG%	3FG	3FG%	FT	FT%
1st Half	15-27	55.6	1-5	20.0	6-9	66.7
2nd Half	16-31	51.6	3-11	27.3	14-15	93.3
GAME	31-58	53.4	4-16	25.0	20-24	83.3

Deadball Rebounds: 4, 1  
Biggest Run: 8 (5:40 2H)  
Largest Lead: 24 (0:10 2H)  
Technical Fouls: None

K-STATE (10-10, 1-6 Big 12)															
No.	Name		PTS	FG	3FG	FT	O	D	R	PF	A	TO	S	B	MIN
15	MANNING, Taj	W	8	3-6	2-4	0-0	3	1	4	4	1	1	3	0	23
22	BUCA, Dorin	W	6	3-6	0-1	0-2	8	3	11	2	0	0	1	1	26
04	HAGGERTY, P.J.	G	23	6-17	1-2	10-12	1	4	5	1	4	1	0	0	39
10	CASTILLO, David	G	8	3-11	2-5	0-0	1	0	1	3	1	0	0	0	37
34	JOHNSON, Nate	G	5	2-8	1-5	0-0	0	3	3	4	1	0	0	0	35
06	JOHNSON, Marcus		0	0-2	0-2	0-0	0	0	0	0	0	0	0	0	3
03	JONES, C.J.		0	0-4	0-3	0-0	0	0	0	0	2	1	0	0	13
47	KOSTIC, Andrej		12	4-7	4-7	0-0	0	4	4	1	0	1	1	0	23
	TEAM						0	0	0	1		3			
TOTALS			62	21-61	10-29	10-14	13	28	15	12	8	5	1	200	

	FG	FG%	3FG	3FG%	FT	FT%
1st Half	12-34	35.3	8-19	42.1	3-6	50.0
2nd Half	9-27	33.3	2-10	20.0	7-8	87.5
GAME	21-61	34.4	10-29	34.5	10-14	71.4

Officials: Kipp Kissinger, Brooks Wells, Tommy Johnson  
Attendance: 9,111 | Start Time: 7:05 p.m. | Game Duration: 2:05  
K-State led 3:34 // Kansas led 35:34 // Kansas was tied for 0:52  
Lead Changes: 6 // Times Tied: 1

Points From	Off Turnovers	Paint	2nd Chance	Fast Break	Bench
KU	10	46	21	8	19
K-State	12	18	11	9	12

21AT WEST VIRGINIA

Jan. 27, 2026 | Morgantown, W.Va. / Hope Coliseum

West Virginia	28	31	—	59
K-STATE	22	32	—	54

▶ Senior **Treysen Eaglestaff** came through in the clutch for West Virginia, scoring 8 of his 12 points in the last 3 minutes to help the Mountaineers rally past Kansas State, 59-54, on Jan. 27 before 10,809 fans at Hope Coliseum.

▶ The win extended West Virginia's home court winning streak to 16 games, as the Mountaineers (14-7, 5-3 Big 12) remained perfect at home.

▶ Despite Eaglestaff's heroics erasing a 49-45 lead with 3:38 to play, K-State had two chances to tie the game in the last 22 seconds. Following a missed free throw by senior **Honor Huff**, junior **P.J. Haggerty** drove to the basket but his layup with blocked out of bounds with 14.5 seconds left. Haggerty then received the inbound pass, but his 3-pointer fell short with 10 seconds.

▶ Huff made amends for his earlier free throw miss by icing the game with 2 free throws to make it 59-54 with 8 seconds. He led all scorers with 17 points.

▶ Haggerty paced three Wildcats in double figures with 16 points, all of which came in the second half, while sophomore **David Castillo** and senior **Nate Johnson** added 15 and 13 points, respectively.

▶ K-State continued to play shorthanded with just 10 available players due to injuries, as starters **Abdi Bashir Jr.** and **Khamari McGriff** each missed their third straight game. **Elias Rapieque** missed his fifth game in a row.

▶ While the offense struggled for the second straight game with a season-low 54 points, the Wildcat defense played perhaps its best game, as they held the Mountaineers scoreless for more than 7 minutes in the second half while holding them to a season-low 59 points at home.

▶ After trailing by 10 points in the early moments of the second half, back-to-back 3-pointers by Haggerty and Johnson ignited an 8-0 run that brought K-State to within 36-34 with 13:23 remaining. West Virginia went back ahead 45-41 near the midway point before a jumper by Castillo sparked 8 straight points that carried the Wildcats to a 49-45 lead with 4:30 to play.

▶ A putback by Eaglestaff at the 3:17 mark ended a more than 7-minute scoring drought, as the senior followed with a 3-pointer to give the Mountaineers the lead for good with 2:08 to play. After 3-pointers by each team, Eaglestaff made his biggest play of the night as he followed his own shot with a layup before finishing the 3-point play with 43 seconds left to make it 57-52.

WEST VIRGINIA (14-7, 5-3 Big 12)														
No.	Name	PTS	FG	3FG	3FG%	FT	O	D	R	PF	A	TO	S	B
00	LORIENT, Brennan	F 10	5-8	0-1	0-0	3	3	6	3	2	3	0	1	23
55	OBIDHIA, Harlan	C 2	1-1	0-0	0-0	0	2	2	1	0	0	0	1	17
01	FLOYD, Jasper	G 4	1-5	0-1	2-3	1	4	5	3	5	1	2	0	31
03	HUFF, Honor	G 17	5-15	5-12	2-3	0	8	8	0	5	2	0	0	38
52	EAGLESTAFF, Treysen	G 12	5-12	1-6	1-1	3	6	9	1	0	3	2	0	34
02	JENKINS, Amir	3	1-2	1-2	0-0	0	2	2	2	1	1	0	0	9
05	THOMAS, DJ	2	1-5	0-2	0-0	2	1	3	1	1	0	0	0	20
13	MOORE, Chance	9	4-7	0-0	1-2	1	0	1	0	0	2	2	1	25
23	UGUSUK, Morris	0	0-0	0-0	0-0	0	0	0	1	0	0	0	0	3
TEAM						1	2	3			1			
TOTALS		59	23-55	7-24	6-9	10	28	38	12	14	13	6	3	200

2025-26 BOXSCORES/RECAPS

228/9 IOWA STATE

Feb. 1, 2026 | Manhattan, Kan. / Bramlage Coliseum

8/9 Iowa State	50	45	—	95
<b>K-STATE</b>	21	40	—	61

▶ No. 8/9 Iowa State showed why it's one of the top teams in the nation on Feb. 1, as the Cyclones shot 55 percent from the field with five players in double figures en route to a 95-61 win over K-State at Bramlage Coliseum.

▶ Iowa State (20-2, 7-2 Big 12) continued its best start in school history, as the Cyclones earned their fourth straight win, which includes three wins of 30 or more points, since consecutive road losses at Kansas and Cincinnati.

▶ Senior **Joshua Jefferson** paced the Cyclones with 19 points on 7-of-13 shooting to go with 8 rebounds and 5 assists, while fellow senior **Tamin Lipsey** chipped in 16 points on 6-of-9 field goals to go with a game-high 9 assists and 4 steals. The nation's best 3-point shooter — junior **Milan Momcilovic** — knocked down 5 triples to go with 18 points. Freshman **Killyan Toure** and redshirt senior **Nate Heise** added 13 and 11 points, respectively.

▶ Junior **P.J. Haggerty** led a shorthanded K-State team with a game-high 23 points, including 17 in the second half. He was joined in double figures by sophomore **David Castillo** with 11 points. Senior **Nate Johnson** had team-highs for assists (5) and steals (3) to go with his 8 points.

▶ The Wildcats played without 3 starters for the fourth straight game.

▶ Iowa State used a 22-4 run midway through the first half to take early control at 24-8. The Cyclones followed with another 13-0 run to go ahead by 24 points (37-13) at the 6:29 mark before they scored 12 of the next 14 points to take a 49-17 lead with 2:20 before halftime.

▶ Down 29 points at the break, the Wildcats got to within 54-31 at the 16:30 mark of the second half before the Cyclones answered back with an 11-2 spurt to go back ahead by 32 points (65-33). The lead ballooned from there, extending to as many as 39 points (90-51) with 13:34 remaining.

▶ Iowa State was impressive on both ends of the court, connecting on 55 percent (33-of-60) from the field with assists on 28 of their 33 made field goals. The Cyclones made 14 3-pointers on 51.9 percent shooting, while making 75 percent (15-of-20) of their free throw attempts.

▶ Defensively, they held the Wildcats to just 40.3 percent (25-of-62) shooting, including 30.4 percent (7-of-23) from 3-point range, while scoring 21 points off 14 turnovers.

IOWA STATE (20-2, 7-2 Big 12)

No.	Name	PTS	FG	3FG	FT	O	D	R	PF	A	TO	S	B	MIN
05	JEFFERSON, Joshua	F 19	7-13	2-5	3-4	1	7	8	1	5	4	1	0	34
22	MOMCILOVIC, Milan	F 18	6-13	5-9	1-1	1	2	3	0	1	2	1	1	30
23	BUCHANAN, Blake	F 5	2-4	0-0	1-2	1	4	5	1	1	2	0	0	25
03	LIPSEY, Tamin	G 16	6-9	1-2	3-4	2	3	5	1	9	1	4	0	33
27	TOURE, Killyan	G 13	5-9	1-2	2-2	2	3	5	2	3	0	2	0	23
00	HEISE, Nate	11	4-6	3-5	0-0	0	5	5	1	5	1	0	0	23
21	PLETA, Dominykas	4	1-1	0-0	2-3	0	1	1	2	2	0	0	0	12
01	BATEMON, Jamarion	6	1-3	1-3	3-4	0	2	2	2	1	2	0	0	13
04	MULDER, Eric	3	1-1	1-1	0-0	3	1	4	0	0	0	0	0	3
11	NELSON, Dominick	0	0-1	0-0	0-0	0	0	0	0	1	0	0	0	2
13	KELDERMAN, Cade	0	0-0	0-0	0-0	0	0	0	0	0	0	0	0	2
TEAM						0	1	1						
TOTALS		95	33-60	14-27	15-20	10	29	39	10	28	12	8	1	200

	FG	FG%	3FG	3FG%	FT	FT%
1st Half	18-31	58.1	9-16	56.3	5-7	71.4
2nd Half	15-29	51.7	5-11	45.5	10-13	76.9
GAME	33-60	55.0	14-27	51.9	15-20	75.0

Deadball Rebounds: 6, 0  
Biggest Run: 13 (6:29 1H)  
Largest Lead: 39 (3:23 2H)  
Technical Fouls: None

K-STATE (10-12, 1-8 Big 12)

No.	Name	PTS	FG	3FG	FT	O	D	R	PF	A	TO	S	B	MIN
15	MANNING, Taj	W 0	0-3	0-1	0-0	1	3	4	4	1	1	0	2	31
22	BUCA, Dorin	W 6	3-3	0-0	0-0	1	1	2	3	0	3	1	1	23
04	HAGGERTY, P.J.	G 23	11-21	1-4	0-2	2	7	9	3	3	3	1	0	34
10	CASTILLO, David	G 11	4-10	3-4	0-0	0	0	0	3	3	2	2	0	30
34	JOHNSON, Nate	G 8	4-10	0-3	0-0	1	0	1	0	5	2	3	0	32
03	JONES, C.J.	5	1-5	1-3	2-2	0	2	2	1	0	1	1	1	16
47	KOSTIC, Andrej	8	2-7	2-6	2-2	0	2	2	4	1	1	3	0	27
06	JOHNSON, Marcus	0	0-3	0-2	0-0	1	0	1	1	1	1	0	0	8
TEAM						2	1	3						
TOTALS		61	25-62	7-23	4-6	8	16	24	19	13	14	9	4	200

	FG	FG%	3FG	3FG%	FT	FT%
1st Half	9-29	31.0	1-9	11.1	2-4	50.0
2nd Half	16-33	48.5	6-14	42.9	2-2	100.0
GAME	25-62	40.3	7-23	30.4	4-6	66.7

Officials: Marques Pettigrew, Bret Smith, John Gaffney  
Attendance: 8,031 | Start Time: 1:06 p.m. | Game Duration: 1:53  
K-State led 0-21 // Iowa State led 38-17 // Game was tied for 1:22  
Lead Changes: 2 // Times Tied: 1

Points From	Off Turnovers	Paint	2nd Chance	Fast Break	Bench
Iowa State	21	36	10	14	24
K-State	6	32	8	12	13

23AT TCU

Feb. 7, 2026 | Fort Worth, Texas / Schollmaier Arena

TCU	42	42	—	84
<b>K-STATE</b>	46	36	—	82

▶ Junior **Xavier Edmonds** scored 6 of the game's last 7 points, including the game-winning free throws with 6.7 seconds left, as TCU rallied from an 18-point first-half deficit to hand K-State an 84-82 loss on Jan. 7 at Schollmaier Arena.

▶ K-State led 82-77 after a dunk by senior **Khamari McGriff** with 1:29 to play, but the Wildcats didn't score again as they turned the ball over on each of their last 3 possessions while the Horned Frogs ended the game on a 7-0 run.

▶ Edmonds paced TCU with 26 points on 9-of-10 field goals and a game-high 10 rebounds in 30 minutes. He was joined in double figures by sophomore **David Punch** (14 points) and senior **Jayden Pierre** (10 points).

▶ It marked the second consecutive matchup between the teams in Fort Worth that ended with TCU on a game-winning run as the Horned Frogs scored the last 6 points in a 63-62 win on Jan. 4, 2025. They have now won 6 of the last 8 meetings in the series, including 4 in a row.

▶ The loss particularly stung as the short-handed Wildcats led for more than 39 minutes and 30 seconds in the game, including 42-24 with 5:31 to play in the first half and by double figures 3 times in the second half, including 78-68 with 5:26 remaining. The 18-point lead represents the third-largest blown in school history and the largest since a loss to Western Carolina on Dec. 19, 2001.

▶ K-State now has 5 losses by 5 points or less, including 4 in Big 12 play.

▶ The Wildcats shot better than 50 percent from the field for the ninth time this season, as they connected on 52.4 percent (33-of-63) from the field, including 11 made 3-pointers, while getting a game-high 30-point performance from junior **P.J. Haggerty** and a season-high 15 points from senior reserve **Marcus Johnson**, who made 5-of-6 attempts from 3-point range.

▶ Haggerty, who has now scored in double figures in all 23 games, recorded his 17th game of 20 or more points and his fourth 30-point game of the season. The 4 30-point game this season ties for the fifth-most in a single season and the most since **Michael Beasley** had 13 in 2007-08.

▶ Senior **Nate Johnson** added his second career double-double and first this season with 13 points and a career-high 11 assists to go with a career-best 6 steals in 37 minutes. Sophomore **David Castillo** gave the Wildcats a fourth double-digit scorer with 11 points.

TCU (14-9, 4-6 Big 12)

No.	Name	PTS	FG	3FG	FT	O	D	R	PF	A	TO	S	B	MIN
15	PUNCH, David	F 14	4-10	0-2	6-8	2	4	6	2	3	0	2	0	30
24	EDMONDS, Xavier	F 26	9-10	1-1	7-13	4	6	10	2	0	6	2	0	30
01	PIERRE, Jayden	G 10	3-8	0-3	4-4	0	1	1	1	4	0	0	0	37
02	HARDING, Brock	G 9	3-6	3-6	0-0	1	2	3	1	6	2	1	0	29
03	LELEVICUS, Liutauras	G 3	1-3	1-3	0-0	2	2	0	1	1	0	0	0	17
23	SALATHOUSKY, Vlanney	0	0-0	0-0	0-0	1	0	1	0	0	0	0	0	2
00	POSEY, Jarce	0	0-3	0-1	0-0	0	1	1	1	0	1	0	0	5
55	TOOLSON, Tanner	6	2-7	1-4	1-4	1	4	5	0	2	2	0	0	24
05	ROBINSON, Micah	16	5-12	2-6	4-7	3	3	6	3	2	2	0	0	26
TEAM						5	0	5						
TOTALS		84	27-59	8-26	22-36	17	23	40	10	18	13	7	0	200

	FG	FG%	3FG	3FG%	FT	FT%
1st Half	13-32	40.6	7-16	43.8	9-14	64.3
2nd Half	14-27	51.9	1-10	10.0	13-22	59.1
GAME	27-59	45.8	8-26	30.8	22-36	61.1

Deadball Rebounds: 10, 0  
Biggest Run: 8 (0:43 1H)  
Largest Lead: 2 (0:02 2H)  
Technical Fouls: None

K-STATE (10-13, 1-9 Big 12)

No.	Name	PTS	FG	3FG	FT	O	D	R	PF	A	TO	S	B	MIN
15	MANNING, Taj	W 4	2-4	0-0	0-0	3	6	5	2	0	0	0	0	23
21	McGRIF, Khamari	W 6	3-4	0-0	0-0	2	2	3	4	1	0	3	0	34
04	HAGGERTY, P.J.	G 30	14-24	2-5	0-1	0	1	1	2	1	4	1	0	39
10	CASTILLO, David	G 11	3-10	3-8	2-2	0	0	0	5	2	1	1	0	39+
34	JOHNSON, Nate	G 13	5-11	1-6	2-3	1	3	4	1	11	2	6	2	37
06	JOHNSON, Marcus	15	5-6	5-6	0-0	0	3	4	3	4	1	0	0	19
22	BUCA, Dorin	1	0-1	0-0	1-2	2	0	2	2	0	0	0	0	4
03	JONES, C.J.	2	1-3	0-1	0-0	1	0	1	1	1	3	0	0	14
TEAM						1	5	6						
TOTALS		82	33-63	11-26	5-8	8	17	25	23	24	12	8	5	200

	FG	FG%	3FG	3FG%	FT	FT%
1st Half	17-29	58.6	8-14	57.1	4-5	80.0
2nd Half	16-34	47.1	3-12	25.0	1-3	33.3
GAME	33-63	52.4	11-26	42.3	5-8	62.5

Deadball Rebounds: 2, 2  
Biggest Run: 11 (14:12 1H)  
Largest Lead: 18 (7:26 1H)  
Technical Fouls: None

Officials: Tony Padilla, James Ford, De Salle Dean  
Attendance: 5,176 | Start Time: 1:12 p.m. | Game Duration: 2:13  
K-State led 39-30 // TCU led 0-07 // Game was tied for 0:23  
Lead Changes: 1 // Times Tied: 1

Points From	Off Turnovers	Paint	2nd Chance	Fast Break	Bench
TCU	22	34	19	17	22
K-State	20	34	12	14	18

24CINCINNATI

Feb. 11, 2026 | Manhattan, Kan. / Bramlage Coliseum

Cincinnati	53	38	—	91
<b>K-STATE</b>	31	31	—	62

▶ Junior **Jizzle James** paced five Cincinnati players in double figures with 24 points, as the Bearcats posted a 91-62 wire-to-wire win over K-State on Feb. 11 before 7,274 fans at Bramlage Coliseum.

▶ Cincinnati (13-12, 5-7 Big 12) registered its second consecutive 90-point performance while earning its second straight win by 20 or more points. The 91 points were the most scored in 12 meetings with K-State, as the Bearcats captured their first win in Manhattan since 1967.

▶ Junior **P.J. Haggerty** was the only Wildcat in double figures, equaling James' 24 points, to pace the Wildcats, who dropped their fifth in a row.

▶ James connected on 6-of-8 attempts from 3-point range in helping Cincinnati make 16 shots from beyond the arc, which represents the most by an opponent at Bramlage Coliseum and the second-most ever by an opponent behind the 17 makes by Baylor on Jan. 27, 2021.

▶ In addition to James' 6 triples, five other Bearcats had at least one 3-pointers, including 4 by graduate **Jalen Celestine**, 2 each from senior **Baba Miller** and graduate **Day Day Thomas** and one apiece from junior **Sencire Harris** and freshman **Jordi Rodriguez**.

▶ James was joined in double figures by Celestine (18 points), Miller (16 points), Harris (12 points) and Thomas (10 points). Miller added a double-double with 12 points to go with 6 assists and 4 blocked shots. Thomas dished out a game-high 7 assists.

▶ Overall, the Bearcats shot 50 percent (31-of-62) from the field, including 57.1 percent (20-of-35) in the first half in which they built as much as a 28-point lead. The Wildcats pulled to within 18 points in the early moments of the second half, but a 10-0 response pushed it back out to 28 points (65-37). The lead ballooned to as many as 32 points (91-59) with less than 3 minutes remaining.

▶ In addition to its impressive offensive effort, Cincinnati once again showed why it is one of the top defensive teams in the country, holding K-State to just 40.3 percent (25-of-62) shooting, including 24 percent (6-of-25) from 3-point range. The Bearcats also forced 16 turnovers.

▶ The Wildcats are now off to their worst start ever in conference play, tying the 1999-2000 and 2020-21 teams with a 1-10 mark.

CINCINNATI (13-12, 5-7 Big 12)

No.		PTS	FG	3FG	FT	O	D	R	PF	A	TO	S	B	MIN
18	MILLER, Baba	F 16	4-10	2-2	6-8	5	7	12	1	6	2	1	4	31
24	McKINLEY, Tyler	F 2	1-3	0-0	0-0	0	1	1	3	1	0	0	0	15
32	CELESTINE, Jalen	F 18	6-8	4-6	2-3	1	4	5	0	0	0	3	0	27
01	THOMAS, Day Day	G 10	4-8	2-5	0-0	1	2	3	2	7	1	2	0	28
02	JAMES, Jizzle	G 24	9-14	6-8	0-0	0	1	1	2	2	1	1	0	32
65	DEZELLAT, Halvine	4	2-6	0-0	0	3	2	5	3	0	1	0	0	23
05	HARRIS, Sencire	12	4-9	1-4	3-3	0	3	3	3	2	2	0	0	24
07	TILLERY, Keyshuan	2	0-2	0-2	2-2	0	1	1	0	3	4	0	0	12
17	RODRIGUEZ, Jordi	3	1-1	1-1	0-0	0	2	2	0	0	0	0	0	6
13	DARBYSHIRE, Grant	0	0-1	0-0	0-0	0	0	0	0	0	0	0	0	2
TEAM						3	1	4		2				



2025-26 BOXSCORES/RECAPS

25 AT 3/3 HOUSTON

Feb. 14, 2026   Houston, Texas / Fertitta Center					
3/3 Houston	33	45	—	78	
K-STATE	19	45	—	64	

- K-State went toe-to-toe with No. 3/3 Houston on Feb. 14 before the Cougars used their patented defense to pull away for a 78-64 victory to extend their winning streak to 18 games at the Fertitta Center.
- Junior **P.J. Haggerty**, who eclipsed 2,000 career points in the first half, led three Wildcats in double figures with a game-tying 23 points, while senior **Nate Johnson** posted his second double-double with 12 points and a game-high 10 rebounds. Junior **Taj Manning** matched his career-high with 10 points.
- K-State led for nearly 11 minutes in the first half, including 15-6 after back-to-back 3-pointers from senior **C.J. Jones** and Haggerty at the 11:35 mark. However, the Big 12-leading Cougars turned up the defensive intensity, holding the Wildcats to just 4 points the rest of the half on 1-on-15 field goals with 7 turnovers.
- Offensively, Houston took control of the game over the last 11 minutes of the first half, shaking off a 1-of-12 start from the field to score 27 points and lead 33-19 at the break. A dunk by freshman **Chris Cenac Jr.** gave the Cougars the lead for good with 7:26 before halftime as part of an 8-0 run.
- The 19 first-half points tied for the fewest under head coach **Jerome Tang** and lowest since also scoring 19 against Oklahoma on Jan. 30, 2024, while the Wildcats were held to just 20.8 percent (5-of-24) shooting, including just one made 2-point field goal, which is a new low under Tang.
- Houston continued its momentum in the early moments of the second half, extending its lead to 24 points (47-23) after back-to-back 3-pointers from Cenac and senior **Emanuel Sharp** at the 16:41 mark. K-State continued to battle, using a 9-0 run to pull to within 47-32 at the first media timeout with under 15 minutes remaining before a 3-pointer from sophomore **David Castillo** closed the deficit to 59-49 with 7:06 to play.
- However, that would be closest it would get, as a 3-pointer from senior **Milos Uzan** sparked a 10-4 run that put the Cougars ahead 69-53 at the final media timeout. The Wildcats scored 10 of the last 15 points for the final 78-64 margin.
- Neither team shot the ball very well, as Houston made 40.7 percent (24-of-59) of its field goals compared to 35.1 percent (20-of-57) for K-State. The team combined for 32 turnovers and 45 personal fouls with Wildcats scoring 26 points off 15 Cougar turnovers.

HOUSTON (23-2, 11-1 Big 12)														
No.	Name	PTS	FG	3FG	FT	O	D	R	PF	A	TO	S	B	MIN
11	TUGLER, Joseph	F 2	1-1	0-0	0-0	1	0	1	2	1	1	0	0	14
05	CENAC Jr., Chris	C 9	3-5	2-3	1-4	2	2	4	1	2	1	1	0	23
04	FLEMINGS, Kingston	G 12	2-13	0-0	8-8	1	6	7	3	4	4	1	1	30
07	UZAN, Milos	G 12	5-11	2-5	0-0	1	1	2	1	8	0	1	0	33
21	SHARP, Emanuel	G 23	6-14	3-8	8-9	1	5	6	5	2	4	3	0	30
14	SAKHO, Kalifa	6	3-3	0-0	0-1	3	3	6	3	0	3	0	2	19
01	HARWELL, Isiah	3	1-5	0-3	1-2	0	6	6	2	0	1	1	1	19
03	WALKER Jr., Ramon	1	0-1	0-1	1-2	0	0	0	0	0	0	0	0	3
08	LATH, Cedric	2	0-0	0-0	2-2	1	1	2	1	0	0	0	0	6
25	MILLER, Mercy	4	1-4	0-1	2-2	0	1	1	1	1	0	1	0	9
24	McCARTY, Chase	4	2-2	0-0	0-0	1	1	2	2	0	1	0	1	14
TEAM						1	4	5						
TOTALS		78	24-59	7-21	23-30	12	30	42	21	18	15	8	5	200

	FG	FG%	3FG	3FG%	FT	FT%	
1st Half	10-33	30.3	3-11	27.3	10-15	66.7	Deadball Rebounds: 4, 0
2nd Half	14-26	53.8	4-10	40.0	13-15	86.7	Biggest Run: 19 (18:50 2H)
GAME	24-59	40.7	7-21	33.3	23-30	76.7	Largest Lead: 24 (16:41 2H)
							Technical Fouls: Sakho

K-STATE (10-15, 1-11 Big 12)														
No.	Name	PTS	FG	3FG	FT	O	D	R	PF	A	TO	S	B	MIN
15	MANNING, Taj	W 10	3-4	0-1	4-7	2	4	6	3	3	3	2	0	30
21	McGRIFE, Khamari	W 2	0-1	0-0	2-2	0	4	4	4	1	2	0	0	14
04	HAGGERTY, P.J.	G 23	7-20	2-7	7-12	4	1	5	4	2	4	3	0	40
10	CASTILLO, David	G 6	3-9	2-7	0-0	0	5	5	2	1	2	1	0	39
34	JOHNSON, Nate	G 12	3-11	3-5	3-4	2	8	10	4	4	2	3	1	40
22	BUCA, Dorin	4	2-4	0-1	0-0	2	2	4	5	1	1	0	2	14
03	JONES, C.J.	5	2-7	1-4	0-0	1	0	1	1	1	1	1	0	23
06	JOHNSON, Marcus	0	0-1	0-1	0-0	0	0	0	0	0	2	0	0	1
TEAM						0	2	1						
TOTALS		64	20-57	8-26	16-25	11	26	37	24	13	17	10	3	200

	FG	FG%	3FG	3FG%	FT	FT%	
1st Half	5-24	20.8	4-14	28.6	5-9	55.6	Deadball Rebounds: 5, 0
2nd Half	15-33	45.5	4-12	33.3	11-16	68.8	Biggest Run: 9 (14:20 1H)
GAME	20-57	35.1	8-26	30.8	16-25	64.0	Largest Lead: 9 (11:35 1H)
							Technical Fouls: Coach, Buca

**Officials:** Michael Greenstein, Keith Patterson, Deidre Carr  
**Attendance:** 7,035 | **Start Time:** 3:07 p.m. | **Game Duration:** 2:11  
 K-State led 10:52 // Houston led 28:55 // Game was tied for 0:13  
**Lead Changes:** 2 // **Times Tied:** 0

Points From	Off Turnovers	Paint	2nd Chance	Fast Break	Bench
Houston	18	26	15	10	20
K-State	26	22	13	20	9

26 BAYLOR

27 AT 13/13 TEXAS TECH

## 2025-26 BOXSCORES/RECAPS

28 **AT COLORADO**

29 TCU

30 WEST VIRGINIA



# ELIAS RAPIQUE

W | 6-9 | 225 | Jr.-FY | Berlin, Germany | ALBA Berlin

X @eliasrapieque / elias.rapieque

## SUPERLATIVES

	—	—	JR	SR	CAR
10+ Points	—	15	—	—	15
15+ Points	—	8	—	—	8
20+ Points	—	4	—	—	4
2+ 3FGM	—	—	—	—	—
5+ Rebounds	—	13	4	—	17
3+ Assists	—	17	3	—	20
Multiple Steals	—	14	4	—	18
2+ Blocks	—	1	1	—	2
Double-Doubles	—	1	—	—	1

## PERSONAL HIGHS

### Points

Season	9, 3 times
Career	27 vs. ETB Miners (2/15/25)
Big 12	8 at Arizona State (1/10/26)

### Field Goals Made

Season	6 at Indiana (11/25/25)
Career	8 vs. Paderborn (5/3/25)
Big 12	3 at Arizona State (1/10/26)

### Field Goals Attempted

Season	7 vs. ULM (12/28/25)
Career	18 vs. Paderborn (5/3/25)
Big 12	6 at Arizona State (1/10/26)

### 3-Point Field Goals Made

Season	2 at Arizona State (1/10/26)
Career	4 vs. Hamburg (12/12/21)
Big 12	2 at Arizona State (1/10/26)

### 3-Point Field Goals Attempted

Season	4, twice
Career	7, 4 times
Big 12	4 at Arizona State (1/10/26)

### Free Throws Made

Season	2 vs. Bellarmine (11/8/25)
Career	10 vs. Rostock II (1/13/24)
Big 12	1 at Arizona (1/7/26)

### Free Throws Attempted

Season	4 vs. Bellarmine (11/8/25)
Career	12 vs. ETB Miners (2/15/25)
Big 12	3 at Arizona (1/7/26)

### Rebounds

Season	6, twice
Career	12 vs. Berlin Braves (3/1/25)
Big 12	4 at Arizona (1/7/26)

### Assists

Season	6 vs. ULM (12/28/25)
Career	11 vs. Berlin Braves (3/1/25)
Big 12	—

### Blocked Shots

Season	2 vs. UNC Greensboro (11/4/25)
Career	2, 4 times
Big 12	—

### Steals

Season	3 vs. UNC Greensboro (11/4/25)
Career	7, twice
Big 12	1 at Arizona (1/7/26)

### Minutes

Season	25 vs. ULM (12/28/25)
Career	36 vs. Paderborn (5/3/25)
Big 12	19 at Arizona (1/7/26)

## SEASON STATS

PPG	RPG	APG	FG%	3FG%	FT%
4.1	2.8	1.6	44.4	36.8	37.5

## RAPIQUE AT A GLANCE

► Has played in 15 games, averaging 18.0 minutes per game, with 12 starts... Returned to the starting lineup vs. Mississippi Valley (12/8/25) with his 7th start (started 6 straight games from Nov. 8-25).

► Has missed 10 of the last 12 games, including each of the last 9 due to injury.

► Has scored in 11 of 15 games played, including a season-high 9 points at Indiana (11/25/25), Creighton (12/13/25) and ULM (12/28/25)... Also scored 8 points at Arizona State (1/10/26) with a season-high 2 made 3-pointers.

► Matched his season-high with 6 rebounds at Creighton (12/13/25).

► Dished out a season-high 6 assists vs. ULM (12/28/25) to go with 9 points, 2 rebounds and 2 steals in a season-high 25 minutes.

► Played his best all-around game vs. Mississippi Valley (12/8/25) with 5 points, season-highs in rebounds (6) and assists (5) and 2 steals in 19 minutes.

► Was solid all-around vs. Nebraska (11/21/25) with 4 points, 5 rebounds, 2 assists and a steal in 18 minutes.

► Contributed in multiple areas vs. UNC Greensboro (11/4/25) with 5 points, 4 rebounds, 3 steals and 2 blocks in 21 minutes in his first career game.

## LAST GAME (at Arizona State (1/10/26))

MIN	PTS	REBS	ASTS	BLKS	STLS
21	8	2	0	0	0

## TOP PERFORMANCES

► Scored a career-high 27 points vs. ETB Miners (2/15/25) while playing for SSV Lokomotive Bernau on 9-of-16 field goals.

► Collected a triple-double while playing for SSV Lokomotive Bernau vs. the Berlin Braves with 16 points, 12 rebounds and 11 assists in 35 minutes.

► Has scored a season-high 9 points in 3 games (Indiana, Creighton, ULM).

► Scored a Big 12-high 8 points at Arizona State (1/10/26) with 2 3-pointers.

## BACKGROUND

► First-ever German basketball player at K-State... One of just 24 foreign-born players in school history and one of just 7 from the European continent.

► Grew up with the ALBA Berlin club, which was founded in 1991 and is the largest national basketball club by membership... Also one of the most successful with 11 German Championships, 11 German Cups and 3 German Supercups.

► Made his debut with ALBA Berlin at the age of 17 during the 2021-22 season.

► Member of German U18 and U20 National Teams, playing at 2022 European U18 Championship as well as 2023 and 2024 European U20 Championships.

## 2025-26 GAME-BY-GAME STATISTICS

Date	Opponent	GS	MIN	FG	3PT	FT	O	D	TR	PF	AST	TO	BLK	STL	PTS	+/-
Nov. 4	UNC GREENSBORO		21	2-5	0-2	1-2	1	3	4	3	1	1	2	3	5	31
Nov. 8	BELLARMINE	*	17	1-2	0-0	2-4	1	2	3	4	2	1	0	2	4	12
Nov. 13	CALIFORNIA	*	23	0-2	0-1	0-0	0	1	1	2	3	1	0	1	0	-11
Nov. 17	TULSA	*	10	1-4	0-1	0-0	0	0	0	2	0	1	0	0	2	3
Nov. 20	vs. Mississippi State	*	19	1-6	1-4	0-0	1	1	2	3	2	0	1	0	3	0
Nov. 21	vs. Nebraska	*	18	1-2	1-1	1-2	2	3	5	4	2	3	0	1	4	-8
Nov. 25	@Indiana	*	22	4-6	1-1	0-0	2	3	5	4	0	1	0	2	9	-8
Dec. 1	BOWLING GREEN		7	0-0	0-0	0-0	1	0	1	2	1	0	0	0	0	-4
Dec. 6	SETON HALL		10	0-1	0-0	0-2	0	0	0	3	0	0	1	0	0	-5
Dec. 8	MISSISSIPPI VALLEY	*	19	2-4	0-0	1-3	4	2	6	3	5	2	0	2	5	39
Dec. 13	@Creighton	*	25	4-5	1-1	0-0	3	3	6	5	2	0	0	0	9	-3
Dec. 20	SOUTH DAKOTA	*	13	0-0	0-0	0-0	0	1	1	4	0	1	0	0	0	1
Dec. 28	ULM	*	25	4-7	1-1	0-0	1	1	2	4	6	1	0	2	9	-1
Jan. 3	BYU*		DNP													
Jan. 7	@Arizona*	*	19	1-4	0-3	1-3	1	3	4	5	0	1	0	1	3	-15
Jan. 10	@Arizona State*	*	21	3-6	2-4	0-0	1	1	2	4	0	1	0	0	8	-1
Jan. 14	UCF*		DNP													
Jan. 17	@Oklahoma State*		DNP													
Jan. 20	UTAH*		DNP													
Jan. 24	KANSAS*		DNP													
Jan. 27	@West Virginia*		DNP													
Feb. 1	IOWA STATE*		DNP													
Feb. 7	@TCU*		DNP													
Feb. 11	CINCINNATI*		DNP													
Feb. 14	@Houston*		DNP													
Feb. 17	BAYLOR*															
Feb. 21	@Texas Tech*															
Feb. 25	@Colorado*															
Feb. 28	TCU*															
Mar. 3	WEST VIRGINIA*															
Mar. 7	@Kansas*															

## RAPIQUE'S CAREER STATS

YEAR	GP	GS	Min	Avg.	FGM	FGA	Pct.	3FGM	3FGA	Pct.	FTM	FTA	Pct.	Off	Def	Tot	Avg.	PF	Ast	TO	Blk	Stl	Pts	Avg.
2021-22 (Age 17)	5	4	114	22.7	15	44	.341	1	11	.091	10	17	.588	2	17	19	3.8	13	12	16	0	8	41	8.2
2022-23 (Age 18)	29	7	406	14.0	53	133	.398	21	67	.313	34	47	.723	21	50	71	2.4	51	62	37	0	35	161	5.6
2023-24 (Age 19)	38	16	692	18.2	105	242	.434	24	82	.293	85	122	.697	39	91	130	3.4	68	84	53	2	29	319	8.4
2024-25 (Age 20)	62	11	1017	16.4	130	300	.433	31	116	.267	64	104	.615	68	107	175	2.8	143	102	75	8	59	355	5.7
2025-26 (Jr.)	15	12	269	18.0	24	54	.444	7	19	.368	6	16	.375	18	24	42	2.8	52	24	14	4	14	61	4.1
Totals	15	12	269	18.0	24	54	.444	7	19	.368	6	16	.375	18	24	42	2.8	52	24	14	4	14	61	4.1



1

G | JR.-TR



# ABDI BASHIR JR.

G | 6-7 | 175 | Jr.-TR | Omaha, Neb. | PHHoenix Prep | Monmouth

@abdebashirjr / abdebashirjr



2024-25 All-CAA First Team | CAA Player of the Week (twice)  
USBWA/Oscar Robertson National Player of the Week (11/19/24)

## SUPERLATIVES

	FR	SO	JR	SR	CAR
10+ Points	6	30	14	—	50
15+ Points	1	24	9	—	34
20+ Points	1	18	2	—	21
30+ Points	—	1	—	—	1
2+ 3FGM	17	28	16	—	62
5+ Rebounds	—	3	1	—	4
3+ Assists	—	12	7	—	19
Multiple Steals	1	4	2	—	7
Double-Doubles	—	—	—	—	—

## PERSONAL HIGHS

### ■ Points

Season	26 vs. Nebraska (11/21/25)
Career	38 at Rutgers (11/15/24)
Big 12	22 at Arizona State (1/10/26)

### ■ Field Goals Made

Season	8 at Arizona State (1/10/26)
Career	12, twice
Big 12	8 at Arizona State (1/10/26)

### ■ Field Goals Attempted

Season	17 at Creighton (12/13/25)
Career	33 vs. Drexel (1/30/25)
Big 12	16 at Arizona State (1/10/26)

### ■ 3-Point Field Goals Made

Season	7 vs. Nebraska (11/21/25)
Career	10 at Rutgers (11/15/24)
Big 12	6 at Arizona State (1/10/26)

### ■ 3-Point Field Goals Attempted

Season	15 vs. Nebraska (11/21/25)
Career	20 vs. Drexel (1/30/25)
Big 12	13 vs. UCF (1/14/26)

### ■ Free Throws Made

Season	5 vs. Nebraska (11/21/25)
Career	7 at Lehigh (12/4/24)
Big 12	3 vs. BYU (1/3/26)

### ■ Free Throws Attempted

Season	5 vs. Nebraska (11/21/25)
Career	8 at Lehigh (12/4/24)
Big 12	3 vs. BYU (1/3/26)

### ■ Rebounds

Season	6 vs. South Dakota (12/20/25)
Career	6 vs. Northeastern (2/24/25)
Big 12	4 vs. BYU (1/3/26)

### ■ Assists

Season	5, 3 times
Career	7 at Stony Brook (2/13/25)
Big 12	4 at Arizona State (1/10/26)

### ■ Blocked Shots

Season	—
Career	1, twice
Big 12	—

### ■ Steals

Season	2, twice
Career	3 vs. Youngstown State (11/21/24)
Big 12	1, 3 times

### ■ Minutes

Season	35 at Arizona State (1/10/26)
Career	48 vs. Drexel (1/30/25)
Big 12	35 at Arizona State (1/10/26)

## BASHIR'S CAREER STATS

YEAR	GP	GS	Min	Avg.	FGM	FGA	Pct.	3FGM	3FGA	Pct.	FTM	FTA	Pct.	Off	Def	Tot	Avg.	PF	Ast	TO	Blk	Stl	Pts	Avg.
*2023-24 (Fr.)	33	0	443	13.4	76	200	.380	51	131	.389	6	8	.750	4	27	31	0.9	28	11	28	0	7	209	6.3
*2024-25 (So.)	33	32	1097	33.2	222	589	.377	127	332	.383	92	106	.868	8	79	87	2.6	44	73	91	2	18	663	20.1
2025-26 (Jr.)	18	18	444	24.7	80	190	.421	67	151	.444	11	16	.688	4	36	40	2.2	22	41	20	0	9	238	13.2
Totals	84	50	1984	23.6	378	979	.386	245	614	.399	109	130	.838	16	142	158	1.9	94	125	139	2	34	1110	13.2

\*Played at Monmouth

## SEASON STATS

PPG	RPG	APG	FG%	3FG%	FT%
13.2	2.2	2.3	42.1	44.4	68.8

## BASHIR AT A GLANCE

- ▶ Started the first 18 games before an injury sidetracked his season.
- ▶ Had foot surgery on Jan. 19 and is expected to miss 4-6 weeks.
- ▶ Has 50 career double-digit scoring games, including in 14 of 18 games with 16 20-point games and five 30-point games.
- ▶ Eclipsed 1,000 career points with 18 points at Creighton (12/13/25).
- ▶ Posted second 20-point game as a Wildcat with 22 points at Arizona State (1/10/26), as he hit on 8-of-16 field goals with 6 3-pointers... Had a season-high 26 points vs. Nebraska (11/21/25), as he connected on 7-of-15 attempts from 3-point range... His 7 made 3-pointers tie for the sixth-most 3-pointers.
- ▶ Has a team-high 67 3-pointers, including a season-high 7 vs. Nebraska (11/21/25) and 6 at Creighton (12/13/25) and Arizona State (1/10/26).
- ▶ Eclipsed 200 career 3-pointers (245) with his 7-triple performance vs. Nebraska (11/21/25), hitting on 39.9 percent (245-of-614) from beyond the arc.
- ▶ Ranked 5th in 3-point field goals/game (3.72) and 5th in total 3-pointers while he is 14th in 3-point percentage (44.4) at the time of his injury.
- ▶ Led Monmouth and CAA in scoring at 20.1 points per game as a sophomore in 2024-25, while he was 16th in scoring and 25th in total points (663)... Jumped nearly 14 points per game from true freshman (6.3 ppg.) to sophomore season.

## 2025-26 GAME-BY-GAME STATISTICS

Date	Opponent	GS	MIN	FG	3PT	FT	O	D	TR	PF	AST	TO	BLK	STL	PTS	+/-
Nov. 4	UNC GREENSBORO	*	21	6-11	4-8	0-0	0	1	1	2	2	0	0	0	16	11
Nov. 8	BELLARMINE	*	30	5-10	5-9	0-0	0	4	4	2	3	2	0	0	15	19
Nov. 13	CALIFORNIA	*	23	2-4	2-4	1-2	0	2	2	2	5	1	0	1	7	7
Nov. 17	TULSA	*	28	4-12	2-6	0-0	0	0	0	1	2	0	0	0	10	3
Nov. 20	vs. Mississippi State	*	23	4-10	4-6	0-0	0	4	4	0	0	1	0	0	12	13
Nov. 21	vs. Nebraska	*	30	7-15	7-15	5-5	0	3	3	0	2	3	0	1	26	1
Nov. 25	@Indiana	*	14	1-2	1-2	0-0	0	1	1	1	1	1	0	0	3	-16
Dec. 1	BOWLING GREEN	*	22	3-10	2-7	0-0	1	1	2	1	1	0	0	0	8	-8
Dec. 6	SETON HALL	*	23	4-10	3-9	0-3	0	1	1	3	2	0	0	2	11	-7
Dec. 8	MISSISSIPPI VALLEY	*	16	5-10	5-10	0-0	0	2	2	0	5	2	0	2	15	24
Dec. 13	@Creighton	*	28	6-17	6-12	0-0	0	2	2	0	1	1	0	0	18	2
Dec. 20	SOUTH DAKOTA	*	20	5-6	5-6	0-0	1	5	6	0	5	3	0	0	15	28
Dec. 28	ULM	*	23	4-9	3-8	0-0	0	2	2	4	3	0	0	0	11	5
Jan. 3	BYU*	*	30	5-13	3-8	3-3	1	3	4	0	2	1	0	0	16	7
Jan. 7	@Arizona*	*	18	2-8	0-5	2-2	0	0	0	0	0	2	0	0	6	-18
Jan. 10	@Arizona State*	*	35	8-16	6-12	0-1	0	2	2	3	4	1	0	1	22	4
Jan. 14	UCF*	*	25	4-13	4-13	0-0	0	2	2	0	3	1	0	1	12	-13
Jan. 17	@Oklahoma State*	*	34	5-14	5-11	0-0	1	1	2	3	0	1	0	1	15	-4
Jan. 20	UTAH*		DNP													
Jan. 24	KANSAS*		DNP													
Jan. 27	@West Virginia*		DNP													
Feb. 1	IOWA STATE*		DNP													
Feb. 7	@TCU*		DNP													
Feb. 11	CINCINNATI*		DNP													
Feb. 14	@Houston*		DNP													
Feb. 17	BAYLOR*															
Feb. 21	@Texas Tech*															
Feb. 25	@Colorado*															
Feb. 28	TCU*															
Mar. 3	WEST VIRGINIA*															
Mar. 7	@Kansas*															

Wildcats

2

G | FR.-HS



# EXAVIER WILSON

G | 6-1 | 170 | Fr.-HS | Columbia, Mo. | Father Tolton Catholic

X @ExavierWilson7 / zay\_gollve

### SUPERLATIVES

	FR	SO	JR	SR	CAR
10+ Points	—	—	—	—	—
15+ Points	—	—	—	—	—
20+ Points	—	—	—	—	—
2+ 3FGM	—	—	—	—	—
5+ Rebounds	—	—	—	—	—
3+ Assists	—	—	—	—	—
Multiple Steals	—	—	—	—	—
2+ Blocks	—	—	—	—	—
Double-Doubles	—	—	—	—	—

### PERSONAL HIGHS

■ Points	
Season	—
Career	—
Big 12	—
■ Field Goals Made	
Season	—
Career	—
Big 12	—
■ Field Goals Attempted	
Season	—
Career	—
Big 12	—
■ 3-Point Field Goals Made	
Season	—
Career	—
Big 12	—
■ 3-Point Field Goals Attempted	
Season	—
Career	—
Big 12	—
■ Free Throws Made	
Season	—
Career	—
Big 12	—
■ Free Throws Attempted	
Season	—
Career	—
Big 12	—
■ Rebounds	
Season	—
Career	—
Big 12	—
■ Assists	
Season	—
Career	—
Big 12	—
■ Blocked Shots	
Season	—
Career	—
Big 12	—
■ Steals	
Season	—
Career	—
Big 12	—
■ Minutes	
Season	—
Career	—
Big 12	—

### SEASON STATS

PPG	RPG	APG	FG%	3FG%	FT%
—	—	—	—	—	—

### WILSON AT A GLANCE

► Has not played yet.

### LAST GAME

MIN	PTS	REBS	ASTS	BLKS	STLS
—	—	—	—	—	—

### TOP PERFORMANCES

► Has not played yet.

### BACKGROUND

► Scored more than 1,700 career points in his prep career at Father Tolton Catholic behind only Brooklyn Net **Michael Porter Jr.**

### 2025-26 GAME-BY-GAME STATISTICS

Date	Opponent	GS	MIN	FG	3PT	FT	O	D	TR	PF	AST	TO	BLK	STL	PTS	+/-
Nov. 4	UNC GREENSBORO		DNP													
Nov. 8	BELLARMINE		DNP													
Nov. 13	CALIFORNIA		DNP													
Nov. 17	TULSA		DNP													
Nov. 20	vs. Mississippi State		DNP													
Nov. 21	vs. Nebraska		DNP													
Nov. 25	@Indiana		DNP													
Dec. 1	BOWLING GREEN		DNP													
Dec. 6	SETON HALL		DNP													
Dec. 8	MISSISSIPPI VALLEY		DNP													
Dec. 13	@Creighton		DNP													
Dec. 20	SOUTH DAKOTA		DNP													
Dec. 28	ULM		DNP													
Jan. 3	BYU*		DNP													
Jan. 7	@Arizona*		DNP													
Jan. 10	@Arizona State*		DNP													
Jan. 14	UCF*		DNP													
Jan. 17	@Oklahoma State*		DNP													
Jan. 20	UTAH*		DNP													
Jan. 24	KANSAS*		DNP													
Jan. 27	@West Virginia*		DNP													
Feb. 1	IOWA STATE*		DNP													
Feb. 7	@TCU*		DNP													
Feb. 11	CINCINNATI*		DNP													
Feb. 14	@Houston*		DNP													
Feb. 17	BAYLOR*															
Feb. 21	@Texas Tech*															
Feb. 25	@Colorado*															
Feb. 28	TCU*															
Mar. 3	WEST VIRGINIA*															
Mar. 7	@Kansas*															

### WILSON'S CAREER STATS

YEAR	GP	GS	Min	Avg.	FGM	FGA	Pct.	3FGM	3FGA	Pct.	FTM	FTA	Pct.	Off	Def	Tot	Avg.	PF	Ast	TO	Blk	Stl	Pts	Avg.
2025-26 (Fr.)																								
Totals																								

3

G | SR-1L



## C.J. JONES

G | 6-5 | 195 | Sr.-1L | East St. Louis, Ill. | East St. Louis | UIC

@urcjay / urcjay

## SUPERLATIVES

	FR	SO	JR	SR	CAR
10+ Points	8	18	5	1	32
15+ Points	2	9	—	1	12
20+ Points	—	3	—	—	3
2+ 3FGM	6	9	2	1	18
5+ Rebounds	2	9	1	1	13
3+ Assists	12	24	6	2	44
Multiple Steals	3	8	2	3	16
2+ Blocks	3	3	1	—	7
Double-Doubles	—	2	—	—	2

## PERSONAL HIGHS

## ■ Points

Season 15 at Indiana (11/25/25)

Career 25 vs. Bradley (1/13/24)

Big 12 12 at UCF (2/26/25)

## ■ Field Goals Made

Season 5 at Indiana (11/25/25)

Career 10, twice

Big 12 4, 5 times

## ■ Field Goals Attempted

Season 10 at Indiana (11/25/25)

Career 18 vs. Indiana State (2/15/23)

Big 12 11 vs. Arizona State (2/23/25)

## ■ 3-Point Field Goals Made

Season 3 at Indiana (11/25/25)

Career 3, twice

Big 12 2 at UCF (2/26/25)

## ■ 3-Point Field Goals Attempted

Season 4, 4 times

Career 7 vs. Bradley (1/13/24)

Big 12 4, 3 times

## ■ Free Throws Made

Season 2, 4 times

Career 8 vs. Mississippi Valley State (11/19/24)

Big 12 4 vs. Cincinnati (12/30/24)

## ■ Free Throws Attempted

Season 2, 4 times

Career 9 vs. Mississippi Valley State (11/19/24)

Big 12 5 vs. Arizona (2/11/25)

## ■ Rebounds

Season 7 vs. UNC Greensboro (11/4/25)

Career 7 vs. UNC Greensboro (11/4/25)

Big 12 6 vs. West Virginia (1/25/25)

## ■ Assists

Season 5 at Oklahoma State (1/17/26)

Career 14 vs. Drake (2/28/24)

Big 12 5 at Oklahoma State (1/17/26)

## ■ Blocked Shots

Season 1, twice

Career 2, 7 times

Big 12 1, twice

## ■ Steals

Season 2, 3 times

Career 5 vs. Loyola Chicago (11/11/22)

Big 12 2, twice

## ■ Minutes

Season 31 vs. Utah (1/20/26)

Career 47 vs. Southern Illinois (3/7/24)

Big 12 31 vs. Utah (1/20/26)

## SEASON STATS

PPG	RPG	APG	FG%	3FG%	FT%
3.3	1.8	1.3	29.5	22.4	86.7

## JONES AT A GLANCE

► Averaging 16.3 minutes off the bench in 24 of 25 games played... Has played in 119 games in his college career (57 at K-State), including 59 starts.

► Played a season-high 31 minutes vs. Utah (1/20/26).

► Has scored in 17 of 24 games played, including 8 times in Big 12 play.

► Had his best all-around game in Big 12 play at Oklahoma State (1/17/26) with 8 points, a season-high 5 assists and 3 assists in 20 minutes.

► Solid all-around vs. South Dakota (12/20/25) with 7 points, 2 rebounds, 2 assists and a block in 22 minutes off the bench.

► Posted a season-high 15 points at Indiana (11/25/25), going 5-of-10 from the field, including 3-of-4 from 3-point range, and 2-of-2 free throws in 23 minutes.

► Grabbed a career-high 7 rebounds vs. UNC Greensboro (11/4/25) to go with 2 assists and 2 steals in 24 minutes.

► Has 32 career double-digit scoring games, including 3 20-point efforts... Had 14 double-digit scoring games (two 20-point games) in his last 17 games at UIC.

► Had 2 career points/assists double-doubles at UIC, posting 17 points and 10 assists vs. Evansville (2/21/24) and 16 points and a career-high 14 assists vs. Drake (2/28/24)... His 14 assists were the most by a MVC player in 2023-24.

## LAST GAME (at 3/3 Houston (2/14/26))

MIN	PTS	REBS	ASTS	BLKS	STLS
23	5	1	1	0	1

## TOP PERFORMANCES

► Scored a career-high 25 points vs. Bradley (1/13/24) while at UIC, connecting on 10-of-16 field goals in 34 minutes.

► Posted a K-State career-high 15 points at Indiana (11/25/25), hitting on 5-of-10 field goals, including 3-of-4 from 3-point range, and 2-of-2 free throws.

► Registered first double-digit scoring game at K-State vs. Mississippi Valley State (11/19/24) with 12 points on 2-of-5 field goals and 8-of-9 free throws.

► Matched his season-high with 12 points at UCF (2/26/25) on 4-of-6 field goals, including 2-of-3 from 3-point range, and 2-of-3 free throws in 21 minutes.

► Tied his career-high with 6 rebounds vs. No. 23/23 West Virginia (1/25/25) to go with his first double-digit scoring game in Big 12 play (10 points).

► Was pivotal in the win over No. 16/17 Cincinnati (12/30/24), scoring 9 points on 2-of-3 field goals and 4-of-4 free throws in 18 minutes.

## BACKGROUND

► Transferred to K-State in April 2024 after 2 seasons at UIC (2022-24).

► Briefly entered the transfer portal this past spring before returning for his senior season in July.

## 2025-26 GAME-BY-GAME STATISTICS

Date	Opponent	GS	MIN	FG	3PT	FT	O	D	TR	PF	AST	TO	BLK	STL	PTS	+/-
Nov. 4	UNC GREENSBORO		24	0-3	0-0	0-1	1	6	7	0	2	2	0	2	0	18
Nov. 8	BELLARMINE		20	2-5	0-2	1-1	0	2	2	2	1	2	0	0	5	17
Nov. 13	CALIFORNIA		10	1-2	0-0	0-0	0	1	1	0	1	0	0	1	2	-12
Nov. 17	TULSA		14	1-4	0-3	0-0	0	1	1	0	2	1	0	0	2	-2
Nov. 20	vs. Mississippi State		9	0-0	0-0	0-0	0	2	2	1	2	1	0	0	0	8
Nov. 21	vs. Nebraska		18	0-2	0-1	0-0	0	2	2	3	1	0	0	1	0	4
Nov. 25	@Indiana		23	5-10	3-4	2-2	1	1	2	2	1	1	0	0	15	8
Dec. 1	BOWLING GREEN		20	1-3	0-1	2-2	1	0	1	2	1	0	0	0	4	-11
Dec. 6	SETON HALL		16	1-3	1-3	3-4	1	4	5	0	2	1	0	0	6	3
Dec. 8	MISSISSIPPI VALLEY		18	2-4	1-1	0-0	0	2	2	0	0	0	0	0	5	17
Dec. 13	@Creighton		7	0-1	0-1	0-0	0	2	2	1	0	0	0	0	0	-1
Dec. 20	SOUTH DAKOTA		22	3-6	1-2	0-0	0	2	2	1	2	0	0	2	7	10
Dec. 28	ULM		12	0-3	0-3	2-2	0	0	0	2	0	1	0	1	2	7
Jan. 3	BYU*		5	1-3	0-1	0-0	0	0	0	1	0	0	0	1	2	-4
Jan. 7	@Arizona*		7	0-3	0-2	0-0	0	0	0	1	1	0	0	0	0	0
Jan. 10	@Arizona State*		DNP													
Jan. 14	UCF*		16	0-3	0-2	0-0	1	1	2	3	3	0	0	0	0	-5
Jan. 17	@Oklahoma State*		20	3-6	1-4	1-1	1	2	3	2	5	0	0	0	8	-1
Jan. 20	UTAH*		31	1-4	0-1	0-0	1	2	3	2	2	0	0	0	2	7
Jan. 24	KANSAS*		13	0-4	0-3	0-0	0	0	0	0	2	1	0	0	0	-14
Jan. 27	@West Virginia*		15	1-5	1-4	0-0	0	1	1	0	1	2	0	2	3	-4
Feb. 1	IOWA STATE*		17	1-5	1-3	2-2	0	2	2	1	0	1	1	1	5	-15
Feb. 7	@TCU*		14	1-3	0-1	0-0	1	0	1	1	1	3	0	0	2	-7
Feb. 11	CINCINNATI*		16	2-6	1-3	0-0	0	2	2	0	0	1	0	0	5	-10
Feb. 14	@Houston*		23	2-7	1-4	0-0	1	0	1	1	1	1	0	1	5	-8
Feb. 17	BAYLOR*															
Feb. 21	@Texas Tech*															
Feb. 25	@Colorado*															
Feb. 28	TCU*															
Mar. 3	WEST VIRGINIA*															
Mar. 7	@Kansas*															

## JONES' CAREER STATS

YEAR	GP	GS	Min	Avg.	FGM	FGA	Pct.	3FGM	3FGA	Pct.	FTM	FTA	Pct.	Off	Def	Tot	Avg.	PF	Ast	TO	Blk	Stl	Pts	Avg.
*2022-23 (Fr.)	29	19	770	26.6	66	195	.338	23	68	.338	25	37	.676	8	47	55	1.9	70	62	46	16	23	180	6.2
*2023-24 (So.)	33	31	1099	33.3	150	353	.425	31	82	.378	45	73	.616	18	97	115	3.5	82	159	93	14	31	376	11.4
2024-25 (Jr.)	33	9	622	18.9	70	172	.407	17	55	.309	31	46	.674	8	48	56	1.7	66	48	32	5	18	188	5.7
2025-26 (Sr.)	24	0	390	16.3	28	95	.295	11	49	.224	13	15	.867	9	35	44	1.8	26	31	18	2	12	80	3.3
K-State career	57	9	1013	17.8	98	267	.367	28	104	.269	44	61	.721	17	83	100	1.8	92	79	50	7	30	268	4.7
Totals	119	59	2882	24.2	314	815	.385	82	254	.323	114	171	.667	43	227	270	2.3	244	300	189	37	84	824	6.9

Wildcats

\*at UIC



4

G | JR.-TR



## P.J. HAGGERTY

G | 6-4 | 195 | Jr.-TR | Crosby, Texas | Crosby | TCU | Tulsa | Memphis

@HaggertyPJ / pj\_haggerty\_4

USBWA Oscar Robertson National Player of the Week (11/25/25)  
AP National Player of the Week (11/25/25) | Big 12 Player of the Week

## SUPERLATIVES

	RFR	SO	JR	SR	CAR
10+ Points	30	34	25	—	89
15+ Points	26	32	23	—	81
20+ Points	20	23	19	—	62
30+ Points	2	1	4	—	8
40+ Points	—	1	—	—	1
5+ Rebounds	21	25	14	—	60
3+ Assists	25	26	19	—	70
Multiple Steals	17	16	7	—	40
Double-Doubles	2	—	2	—	4

## PERSONAL HIGHS

## ■ Points

Season 37 vs. Mississippi State (11/20/25)

Career 42 vs Wichita State (3/14/25)

Big 12 34 vs Utah (1/20/26)

## ■ Field Goals Made

Season 15 vs Utah (1/20/26)

Career 16 vs. Wichita State (3/14/25)

Big 12 15 vs Utah (1/20/26)

## ■ Field Goals Attempted

Season 29 vs Utah (1/20/26)

Career 29 vs Utah (1/20/26)

Big 12 29 vs Utah (1/20/26)

## ■ 3-Point Field Goals Made

Season 5 vs. Mississippi Valley (12/8/25)

Career 5 vs. Mississippi Valley (12/8/25)

Big 12 4 at Oklahoma State (1/17/26)

## ■ 3-Point Field Goals Attempted

Season 7, 4 times

Career 8 vs. Colorado State (3/21/25)

Big 12 7, 3 times

## ■ Free Throws Made

Season 11, twice

Career 19 vs. South Carolina State (11/20/23)

Big 12 10 vs. Kansas (1/24/26)

## ■ Free Throws Attempted

Season 12, 5 times

Career 22 vs. South Carolina State (11/20/23)

Big 12 12, 3 times

## ■ Rebounds

Season 10 vs. Tulsa (11/17/25)

Career 10, 3 times

Big 12 9 vs Iowa State (2/1/26)

## ■ Assists

Season 11 vs. Bellarmine (11/8/25)

Career 11 vs. Bellarmine (11/8/25)

Big 12 7 at Arizona (1/7/26)

## ■ Blocked Shots

Season 1 vs. UNC Greensboro (11/4/25)

Career 1, 5 times

Big 12 —

## ■ Steals

Season 4 vs. BYU (1/3/26)

Career 7 vs. Louisiana Tech (12/4/24)

Big 12 4 vs. BYU (1/3/26)

## ■ Minutes

Season 40, twice

Career 44 at Clemson (12/14/24)

Big 12 40, twice

## SEASON STATS

PPG	RPG	APG	FG%	3FG%	FT%
23.3	5.1	4.0	48.5	36.1	70.2

## HAGGERTY AT A GLANCE

► Averaging a team-best 34.7 minutes per game in starting the first 25 games... Has now played in 97 career games, including 91 starts.

► The nation's No. 3 scorer at 23.3 points per game, including the 2nd-most points (583)... Also 2nd in field goals made (214) and attempted (441)... Current Division I career leader in free throws made (588) and attempted (763).

► First Wildcat to open a season with 6 consecutive games of 20 or more points, while his 583 points are the second-most by any player in the first 25 games... Has double figures in all 25 games with 20 or more points in 19 games.

► Has led the team in scoring in 22 of 25 games, including all 12 in Big 12 play... Posted his third 30-point game of the season vs. Utah (1/20/26) as his 34 points tied the 10th-most by a Wildcat in a Big 12 game and the most since **Markquis Nowell** went for 36 at Texas on Jan. 3, 2023... Also had 30 points at TCU (2/7/26).

► Had the school's first 30-point game since 2023 with 31 vs. Tulsa (11/17/25)... Followed with 37 points vs. Mississippi State (11/20/25), which are the most by any player under **Jerome Tang** and the most since **Barry Brown Jr.** in 2018.

► Eclipsed 2,000 career points after scoring 23 at No. 3/3 Houston (2/14/25)... The 5th active Division I player to top 2,000 career points this season.

► Has scored in double figures in 89 of 97 career games with 62 games of 20 or more points, including 8 30-point games and one 40-point game in his career.

## 2025-26 GAME-BY-GAME STATISTICS

Date	Opponent	GS	MIN	FG	3PT	FT	O	D	TR	PF	AST	TO	BLK	STL	PTS	+/-
Nov. 4	UNC GREENSBORO	*	32	10-20	1-4	6-7	0	2	2	2	3	3	1	1	27	35
Nov. 8	BELLARMINE	*	35	5-9	2-3	11-12	1	3	4	0	11	3	0	0	23	20
Nov. 13	CALIFORNIA	*	34	7-12	1-1	8-12	0	3	3	4	6	7	0	1	23	4
Nov. 17	TULSA	*	32	10-17	0-2	11-12	3	7	10	4	3	5	0	2	31	6
Nov. 20	vs. Mississippi State	*	34	13-21	4-7	7-8	3	4	7	3	8	1	0	2	37	22
Nov. 21	vs. Nebraska	*	37	11-21	1-5	4-5	1	5	6	3	7	4	0	0	27	7
Nov. 25	@Indiana	*	36	7-18	0-2	2-3	0	3	3	4	2	6	0	0	16	-26
Dec. 1	BOWLING GREEN	*	32	6-19	1-4	4-9	2	2	4	1	2	3	0	1	17	-21
Dec. 6	SETON HALL	*	32	3-12	0-2	5-12	1	3	4	4	6	6	0	3	11	-18
Dec. 8	MISSISSIPPI VALLEY	*	25	11-14	5-6	1-1	0	4	4	1	3	2	0	1	28	43
Dec. 13	@Creighton	*	34	4-12	0-2	2-3	1	4	5	2	1	2	0	0	10	5
Dec. 20	SOUTH DAKOTA	*	27	10-12	1-2	3-4	1	5	6	0	3	4	0	0	24	15
Dec. 28	ULM	*	29	7-16	0-3	10-11	2	6	8	3	3	4	0	1	24	7
Jan. 3	BYU*	*	36	8-16	0-2	8-10	4	3	7	4	6	3	0	4	24	-6
Jan. 7	@Arizona*	*	32	8-20	2-6	1-1	0	2	2	3	7	4	0	0	19	-21
Jan. 10	Arizona State*	*	38	7-19	3-7	8-12	1	2	3	4	3	6	0	1	25	-1
Jan. 14	UCF*	*	36	9-18	0-2	5-8	1	4	5	2	5	2	0	1	23	-4
Jan. 17	@Oklahoma State*	*	40	8-17	4-7	1-4	2	6	8	1	3	5	0	1	21	-1
Jan. 20	UTAH*	*	39	15-29	1-4	3-6	1	7	8	3	4	3	0	2	34	6
Jan. 24	KANSAS*	*	39	6-17	1-2	10-12	1	4	5	1	4	1	0	0	23	-22
Jan. 27	@West Virginia*	*	39	6-19	2-6	2-2	0	5	5	3	3	2	0	1	16	-5
Feb. 1	IOWA STATE*	*	34	11-21	1-4	0-2	2	7	9	3	3	3	0	1	23	-34
Feb. 7	@TCU*	*	39	14-24	2-5	0-1	0	1	1	2	1	4	0	1	30	3
Feb. 11	CINCINNATI*	*	38	11-18	1-2	1-2	1	2	3	2	2	0	0	2	24	-32
Feb. 14	@Houston*	*	40	7-20	2-7	7-12	4	1	5	4	2	4	0	3	23	-14
Feb. 17	BAYLOR*															
Feb. 21	@Texas Tech*															
Feb. 25	@Colorado*															
Feb. 28	TCU*															
Mar. 3	WEST VIRGINIA*															
Mar. 7	@Kansas*															

## HAGGERTY'S CAREER STATS

YEAR	GP	GS	Min	Avg.	FGM	FGA	Pct.	3FGM	3FGA	Pct.	FTM	FTA	Pct.	Off	Def	Tot	Avg.	PF	Ast	TO	Blk	Stl	Pts	Avg.
*2022-23 (Fr.)	6	0	54	9.0	5	9	.556	0	1	.000	7	9	.778	1	8	9	1.5	3	5	4	0	2	17	2.8
**2023-24 (Rfr.)	31	31	1045	33.7	199	404	.493	22	76	.289	237	309	.767	32	137	169	5.5	53	119	80	1	60	657	21.2
***2024-25 (So.)	35	35	1282	36.6	248	521	.476	39	107	.364	224	274	.818	40	162	202	5.8	80	131	116	3	64	759	21.7
2025-26 (Jr.)	25	25	868	34.7	214	441	.485	35	97	.361	120	171	.702	32	95	127	5.1	63	101	87	1	29	583	23.3
Totals	97	91	3249	33.5	666	1375	.484	96	281	.342	588	763	.771	105	402	507	5.2	199	356	287	5	155	2016	20.8

\*at TCU | \*\*at Tulsa | \*\*\*at Memphis

Wildcats

6

W | SR-TR



# MARCUS JOHNSON

W | 6-7 | 265 | Sr-TR | Akron, Ohio | Parkland | Wheeling | Bowling Green

@thebigestmarc / @marcus.6



2023-24 NABC All-District Second Team (Wheeling)  
2023-24 D2CCA All-Region Second Team | All-MEC First Team

## SUPERLATIVES

	FR	SO	JR	SR	CAR
10+ Points	—	—	26	1	87
15+ Points	—	—	19	1	72
20+ Points	—	—	13	—	42
30+ Points	—	—	—	—	4
5+ Rebounds	—	—	17	—	73
10+ Rebounds	—	—	1	—	15
3+ Assists	—	—	11	1	40
Multiple Steals	—	—	6	—	6
Double-Doubles	—	—	1	—	15

## PERSONAL HIGHS

### ■ Points

Season	15 at TCU (2/7/26)
Career	34 vs. West Virginia State (2/3/24)
Big 12	15 at TCU (2/7/26)

### ■ Field Goals Made

Season	5 at TCU (2/7/26)
Career	13 at Alderson Broaddus (2/22/23)
Big 12	5 at TCU (2/7/26)

### ■ Field Goals Attempted

Season	9 vs. Cincinnati (2/11/26)
Career	27 vs. Concord (1/20/24)
Big 12	9 vs. Cincinnati (2/11/26)

### ■ 3-Point Field Goals Made

Season	5 at TCU (2/7/26)
Career	6 vs. West Virginia State (2/3/24)
Big 12	5 at TCU (2/7/26)

### ■ 3-Point Field Goals Attempted

Season	7 vs. Cincinnati (2/11/26)
Career	13 vs. Kent State (2/18/25)
Big 12	7 vs. Cincinnati (2/11/26)

### ■ Free Throws Made

Season	2 at Arizona (1/7/26)
Career	11 vs. Salem (11/21/23)
Big 12	2 at Arizona (1/7/26)

### ■ Free Throws Attempted

Season	2 at Arizona (1/7/26)
Career	12 vs. Salem (11/21/23)
Big 12	2 at Arizona (1/7/26)

### ■ Rebounds

Season	3, twice
Career	15 vs. Fairmont State (1/10/24)
Big 12	3, twice

### ■ Assists

Season	3 at TCU (2/7/26)
Career	9 at West Virginia Wesleyan (12/2/23)
Big 12	3 at TCU (2/7/26)

### ■ Blocked Shots

Season	—
Career	3 vs. Salem (11/21/23)
Big 12	—

### ■ Steals

Season	—
Career	4, 6 times
Big 12	—

### ■ Minutes

Season	19 vs. Cincinnati (2/11/26)
Career	44 vs. Notre Dame (Ohio) (3/6/24)
Big 12	19 vs. Cincinnati (2/11/26)

## SEASON STATS

PPG	RPG	APG	FG%	3FG%	FT%
2.4	1.2	0.5	27.6	30.8	100.0

## JOHNSON AT A GLANCE

► Has played in 11 games, averaging 7.0 minutes per game... Saw first action vs. Bowling Green (12/1/25)... Saw first Big 12 action at No. 1/2 Arizona (1/7/26) and has played in 6 other Big 12 games.

► Posted 6 points vs. Cincinnati (2/11/26) in a season-high 19 minutes.

► Had his best performance of the season at TCU (2/7/26), as he posted his first double-digit scoring game with 15 points on 5-of-6 field goals (all from 3-point range) to go with 3 rebounds and 3 assists in 19 minutes.

► Scored his first points as a Wildcat with a 3-pointer vs. Mississippi Valley (12/8/25) to go with 2 rebounds in a season-high 7 minutes.

► Has scored nearly 1,900 points (1,891) in his college career, which includes more than 1,600 points (1,653) at the Division I or II ranks... Has 3 consecutive seasons of 500 or more points, including 582 in 2023-24 at Wheeling.

► Has scored in double figures in 86 of 116 career games, including 42 20-point games and four 30-point games.

► Has 15 career double-doubles, including 9 at Wheeling in 2023-24.

## 2025-26 GAME-BY-GAME STATISTICS

Date	Opponent	GS	MIN	FG	3PT	FT	O	D	TR	PF	AST	TO	BLK	STL	PTS	+/-
Nov. 4	UNC GREENSBORO	DNP														
Nov. 8	BELLARMINE	DNP														
Nov. 13	CALIFORNIA	DNP														
Nov. 17	TULSA	DNP														
Nov. 20	vs. Mississippi State	DNP														
Nov. 21	vs. Nebraska	DNP														
Nov. 25	@Indiana	DNP														
Dec. 1	BOWLING GREEN	2	0-0	0-0	0-0	0	1	1	1	0	0	0	0	0	0	-3
Dec. 6	SETON HALL	5	0-0	0-0	0-0	0	1	1	0	0	0	0	0	0	0	-2
Dec. 8	MISSISSIPPI VALLEY	7	1-3	1-3	0-0	0	2	2	2	0	1	0	0	0	3	2
Dec. 13	@Creighton	DNP														
Dec. 20	SOUTH DAKOTA	3	0-1	0-1	0-0	0	1	1	0	0	1	0	0	0	0	0
Dec. 28	ULM	DNP														
Jan. 3	BYU*	DNP														
Jan. 7	@Arizona*	7	0-4	0-4	2-2	1	2	3	1	0	0	0	0	0	0	-3
Jan. 10	@Arizona State*	DNP														
Jan. 14	UCF*	DNP														
Jan. 17	@Oklahoma State*	3	0-0	0-0	0-0	0	0	0	1	0	1	0	0	0	0	-6
Jan. 20	UTAH*	DNP														
Jan. 24	KANSAS*	3	0-2	0-2	0-0	0	0	0	0	0	0	0	0	0	0	-10
Jan. 27	@West Virginia*	DNP														
Feb. 1	IOWA STATE*	8	0-3	0-2	0-0	1	0	1	1	1	1	0	0	0	0	-6
Feb. 7	@TCU*	19	5-6	5-6	0-0	0	3	3	4	3	1	0	0	0	15	8
Feb. 11	CINCINNATI*	19	2-9	2-7	0-0	0	1	1	1	1	2	0	0	0	6	-11
Feb. 14	@Houston*	1+	0-1	0-1	0-0	0	0	0	0	0	2	0	0	0	0	-2
Feb. 17	BAYLOR*															
Feb. 21	@Texas Tech*															
Feb. 25	@Colorado*															
Feb. 28	TCU*															
Mar. 3	WEST VIRGINIA*															
Mar. 7	@Kansas*															

## JOHNSON'S CAREER STATS

YEAR	GP	GS	Min	Avg.	FGM	FGA	Pct.	3FGM	3FGA	Pct.	FTM	FTA	Pct.	Off	Def	Tot	Avg.	PF	Ast	TO	Blk	Stl	Pts	Avg.
*2021-22 (Fr.)	29	4	400	13.8	94	186	.505	14	37	.378	36	47	.766	36	91	127	4.4	53	34	46	8	19	238	8.2
**2022-23 (So.)	29	29	869	30.0	200	412	.485	42	107	.393	84	104	.808	60	129	189	6.5	72	49	75	16	46	526	18.1
***2023-24 (Jr.)	27	25	896	30.0	203	430	.472	67	150	.447	109	120	.908	63	149	212	7.9	74	83	86	15	36	582	21.6
***2024-25 (Sr.)	32	32	1006	31.4	181	421	.430	78	198	.394	79	88	.898	42	118	160	5.0	69	58	79	5	28	519	16.2
2025-26 (Sr.)	11	0	77	7.0	8	29	.276	8	26	.308	2	2	1.000	2	11	13	1.2	11	5	9	0	0	26	2.4
Totals	99	86	2847	28.8	592	1292	.458	195	481	.405	274	314	.873	167	406	573	5.8	226	195	249	36	110	1653	16.7

Wildcats

\*at Parkland Junior College | \*\*at Wheeling College | \*\*\*at Bowling Green



## DAVID CASTILLO

G | 6-1 | 185 | So.-1L | Bartlesville, Okla. | Sunrise Christian Academy [Kan.]

@ohyeadeave / ohyeadeave

Gold medal at the 2021 FIBA Americas U16 Championship  
Gold medal at the 2022 FIBA U17 World Cup

## SUPERLATIVES

	FR	SO	JR	SR	CAR
10+ Points	1	13	—	—	14
20+ Points	—	2	—	—	2
30+ Points	—	—	—	—	—
3+ 3FGM	1	6	—	—	7
5+ Rebounds	—	4	—	—	4
5+ Assists	—	2	—	—	2
Multiple Steals	2	—	—	—	2
2+ Blocks	—	—	—	—	—
Double-Doubles	—	—	—	—	—

## PERSONAL HIGHS

## ■ Points

Season	22 vs. Bowling Green (12/1/25)
Career	22 vs. Bowling Green (12/1/25)
Big 12	20 vs. BYU (1/20/26)

## ■ Field Goals Made

Season	8 vs. Bowling Green (12/1/25)
Career	8 vs. Bowling Green (12/1/25)
Big 12	6, twice

## ■ Field Goals Attempted

Season	15 vs. Bowling Green (12/1/25)
Career	15 vs. Bowling Green (12/1/25)
Big 12	14 vs. BYU (1/3/26)

## ■ 3-Point Field Goals Made

Season	6 vs. Utah (1/20/26)
Career	6 vs. Utah (1/20/26)
Big 12	6 vs. Utah (1/20/26)

## ■ 3-Point Field Goals Attempted

Season	9, twice
Career	9, 3 times
Big 12	9 vs. Utah (1/20/26)

## ■ Free Throws Made

Season	5 vs. Nebraska (11/21/25)
Career	5 vs. Nebraska (11/21/25)
Big 12	3, twice

## ■ Free Throws Attempted

Season	6 vs. Nebraska (11/21/25)
Career	6 vs. Nebraska (11/21/25)
Big 12	4, twice

## ■ Rebounds

Season	5, 4 times
Career	5, 4 times
Big 12	5 at Houston (2/14/26)

## ■ Assists

Season	5, twice
Career	5, twice
Big 12	3 at Oklahoma State (1/17/26)

## ■ Blocked Shots

Season	1 at Creighton (12/13/25)
Career	1, twice
Big 12	1 vs. Arizona (2/11/25)

## ■ Steals

Season	1, 7 times
Career	2, 3 times
Big 12	1, 4 times

## ■ Minutes

Season	40 at TCU (2/7/26)
Career	40 at TCU (2/7/26)
Big 12	40 at TCU (2/7/26)

## SEASON STATS

PPG	RPG	APG	FG%	3FG%	FT%
11.4	2.3	1.8	42.9	38.3	81.1

## CASTILLO AT A GLANCE

► Averaging 26.5 minutes in all 25 games, including 9 starts... Played a career-high 40 minutes at TCU (2/7/26)... Has started each of the last 7 games, where he is averaging nearly 36 minutes... Has played in 57 games with 11 starts.

► Has scored in double figures in 14 games (5 times in Big 12 play), including a career-best 22 points vs. Bowling Green (12/1/25) in his first career start... Scored a Big 12-high 20 points vs. Utah (1/20/26) with a career-best 6 3-pointers.

► Ranks 2nd on the team with 51 made 3-pointers on 38.3 percent shooting... Has 4 or more made 3-pointers, including a career-high 6 vs. Utah (1/20/26).

► Also 3rd on the team with 46 assists, including a season-high 5 twice.

► Production has dipped in Big 12 play, where he is averaging 9.3 points on 36.6 percent (41-of-112) shooting with 2.1 rebounds and 1.1 assists in 30 minutes.

► Scored in double figures in 3 consecutive games for the first time in his career after 12 points vs. Tulsa (11/17/25), including the game-winner... This came on the heels of a 16-point effort in the win vs. Cal (11/13/25), which came on 6-of-9 attempts, including 4-of-6 from 3-point range in 23 minutes.

► Scored 19 points vs. Bellarmine (11/8/25) on 7-of-7 field goals, including 5-of-5 from 3-point range, in just 12 minutes... He is the 25th player in school history to go 5-of-5 or better from the field, including the eighth such player to go 5-of-5 from beyond the arc.

## 2025-26 GAME-BY-GAME STATISTICS

Date	Opponent	GS	MIN	FG	3PT	FT	O	D	TR	PF	AST	TO	BLK	STL	PTS	+/-
Nov. 4	UNC GREENSBORO		13	3-5	1-2	0-2	0	0	0	0	2	1	0	0	7	-13
Nov. 8	BELLARMINE		12	7-7	5-5	0-0	0	1	1	2	1	2	0	0	19	8
Nov. 13	CALIFORNIA		23	6-9	4-6	0-0	0	4	4	1	2	1	0	0	16	2
Nov. 17	TULSA		24	4-10	1-5	3-3	0	1	1	1	2	2	0	1	12	-2
Nov. 20	vs. Mississippi State		24	3-7	1-2	2-2	1	2	3	2	2	0	0	0	9	20
Nov. 21	vs. Nebraska		21	1-6	1-5	5-6	1	1	2	1	2	1	0	1	8	2
Nov. 25	@Indiana		29	2-9	1-5	2-2	1	0	1	2	2	2	0	0	7	-16
Dec. 1	BOWLING GREEN	*	33	8-15	3-9	3-4	1	0	1	1	1	1	0	0	22	-10
Dec. 6	SETON HALL	*	31	4-14	1-8	1-2	1	4	5	3	3	1	0	0	10	-10
Dec. 8	MISSISSIPPI VALLEY		25	6-11	5-8	2-2	0	3	3	0	5	3	0	1	19	44
Dec. 13	@Creighton		23	7-11	2-4	3-3	1	1	2	3	3	0	1	1	19	14
Dec. 20	SOUTH DAKOTA		26	6-11	2-5	2-2	1	4	5	1	5	1	0	0	16	16
Dec. 28	ULM		21	4-11	1-7	0-0	1	4	5	1	3	2	0	0	9	2
Jan. 3	BYU*		27	6-14	0-5	1-2	0	2	2	3	0	1	0	0	13	-21
Jan. 7	@Arizona*		22	2-9	1-6	2-2	0	3	3	2	0	1	0	0	7	-13
Jan. 10	@Arizona State*		26	1-7	1-2	0-0	0	4	4	1	2	0	0	0	3	-4
Jan. 14	UCF*		21	2-4	1-2	0-1	0	1	1	1	0	1	0	0	5	-11
Jan. 17	@Oklahoma State*		14	1-3	1-2	0-0	0	2	2	2	3	2	0	1	3	5
Jan. 20	UTAH*	*	33	7-12	6-9	0-0	0	4	4	2	2	1	0	0	20	8
Jan. 24	KANSAS*	*	37	3-11	2-5	0-0	1	0	1	3	1	0	0	0	8	-20
Jan. 27	@West Virginia*	*	38	6-11	1-4	2-2	0	1	1	2	0	0	0	1	15	-6
Feb. 1	IOWA STATE*	*	30	4-10	3-4	0-0	0	0	0	3	2	2	0	0	11	-22
Feb. 7	@TCU*	*	40	3-10	3-8	2-2	0	0	0	5	2	1	0	1	11	-2
Feb. 11	CINCINNATI*	*	31	3-12	2-8	0-0	0	2	2	2	0	2	0	0	8	-17
Feb. 14	@Houston*	*	39	3-9	2-7	0-0	0	5	5	2	1	2	0	1	8	-20
Feb. 17	BAYLOR*															
Feb. 21	@Texas Tech*															
Feb. 25	@Colorado*															
Feb. 28	TCU*															
Mar. 3	WEST VIRGINIA*															
Mar. 7	@Kansas*															

## CASTILLO'S CAREER STATS

YEAR	GP	GS	Min	Avg.	FGM	FGA	Pct.	3FGM	3FGA	Pct.	FTM	FTA	Pct.	Off	Def	Tot	Avg.	PF	Ast	TO	Blk	Stl	Pts	Avg.
2024-25 (Fr.)	32	2	319	10.0	19	86	.221	17	67	.254	22	25	.880	0	18	18	0.6	22	24	19	1	13	77	2.4
2025-26 (So.)	25	9	663	26.5	102	238	.429	51	133	.383	30	37	.811	9	49	58	2.3	46	46	30	1	8	285	11.4
Totals	57	11	981	17.2	121	324	.373	68	200	.340	52	62	.839	9	67	76	1.3	68	70	49	2	21	362	6.4





SUPERLATIVES

	RFR	SO	JR	SR	CAR
10+ Points	21	—	—	—	21
15+ Points	18	—	—	—	18
20+ Points	13	—	—	—	13
5+ Rebounds	21	3	1	—	24
10+ Rebounds	10	—	—	—	10
3+ Assists	3	—	—	—	3
Multiple Steals	13	4	3	—	20
2+ Blocks	14	1	1	—	16
Double-Doubles	10	—	—	—	10

PERSONAL HIGHS

■ Points

Season	4 vs. California (11/13/25)
Career	27 at Western Iowa Tech (12/9/23)
Big 12	8 vs. Oklahoma State (1/29/25)

■ Field Goals Made

Season	2 vs. California (11/13/25)
Career	10 at Western Iowa Tech (12/9/23)
Big 12	3, twice

■ Field Goals Attempted

Season	3, twice
Career	16, 5 times
Big 12	4, 5 times

■ 3-Point Field Goals Made

Season	—
Career	1, 3 times
Big 12	—

■ 3-Point Field Goals Attempted

Season	—
Career	2, twice
Big 12	—

■ Free Throws Made

Season	1, 3 times
Career	11 at North Iowa Area (1/3/24)
Big 12	2, 4 times

■ Free Throws Attempted

Season	2, 3 times
Career	14 at North Iowa Area (1/3/24)
Big 12	5 at BYU (2/15/25)

■ Rebounds

Season	7 vs. Bowling Green (12/1/25)
Career	17 vs. Marshalltown (2/10/24)
Big 12	7, twice

■ Assists

Season	2 vs. UNC Greensboro (11/4/25)
Career	3, multiple times
Big 12	1 vs. Arizona State (2/23/25)

■ Blocked Shots

Season	2 vs. UNC Greensboro (11/4/25)
Career	6 at South Suburban (3/22/24)
Big 12	2 at Utah (2/17/25)

■ Steals

Season	2, 3 times
Career	5, twice
Big 12	3, twice

■ Minutes

Season	17 vs. UNC Greensboro (11/4/25)
Career	34, twice
Big 12	18 vs. Arizona State (2/23/25)

SEASON STATS

PPG	RPG	BPG	FG%	3FG%	FT%
1.9	2.0	0.4	57.1	—	50.0

IKEGWURUKA AT A GLANCE

- ▶ Has missed the last 9 games as he deals with a private matter.
- ▶ Earned his first career start at K-State vs. UNC Greensboro (11/4/25)... Has come off the bench in 9 games... Has played in 34 career games.
- ▶ Returned vs. No. 10/10 BYU (1/3/26) after missing the previous 4 games due to some nagging injuries, recording 2 points, 2 steals and a rebound in 14 minutes.
- ▶ Scored 4 points at No. 1/2 Arizona (1/7/26) with 2 steals in 6 minutes.
- ▶ Grabbed a season-high 7 rebounds in 15 minutes vs. Bowling Green (12/1/25).
- ▶ Chipped in all around in the win over UNC Greensboro (11/4/25), posting 3 points, 3 rebounds, 2 assists, 2 blocks and a steal in 17 minutes... Also had 3 points vs. Bellarmine (11/8/25) with 4 rebounds and an assist.
- ▶ Played his best all-around game vs. Oklahoma State (1/29/25) with a season-high 8 points on 3-of-4 field goals to go with 3 rebounds and 3 steals... Followed with 4 points and 3 rebounds in the win at No. 3/3 Iowa State (2/1/25)... Had 6 points in the win over No. 16/17 Kansas (2/8/25) with a pair of steals.
- ▶ Scored his first points vs. Drake (12/17/24), posting 4 points on 2-of-2 field goals with 1 rebound and 1 steal in 10 minutes.

LAST GAME (at 1/2 Arizona (1/7/26))

MIN	PTS	REBS	ASTS	BLKS	STLS
6	4	0	0	0	2

TOP PERFORMANCES

- ▶ Scored a career-high 27 points at Western Iowa Tech (12/9/23)... Rattled off 7 consecutive 20-point games to end the regular season at Ellsworth.
- ▶ Scored season-high 8 points vs. Oklahoma State (1/29/25) on 3-of-4 field goals to go with 3 rebounds and 3 steals in 12 minutes.
- ▶ Grabbed a season-high 3 steals twice, vs. Oklahoma State (1/29/25) and No. 13/13 Arizona (2/11/25).
- ▶ Tied a high with 7 rebounds vs. Arizona State (2/23/25) in a high 18 minutes.
- ▶ Posted a pair of blocks at Utah (2/17/25).

BACKGROUND

- ▶ Transferred to K-State in May 2024 after 2 seasons at Ellsworth Community College in Ellsworth, Iowa, redshirting in 2022-23.
- ▶ Earned NJCAA Second Team All-American honors in leading the Panthers to 29 wins and a fourth-place finish at the NJCAA Division II Championship.
- ▶ Averaged a double-double (19 ppg., 10.3 rpg.) as a redshirt freshman at Ellsworth Community College, where he helped the school to its first national tournament appearance in 38 seasons and the highest finish in 1977.

2025-26 GAME-BY-GAME STATISTICS

Date	Opponent	GS	MIN	FG	3PT	FT	O	D	TR	PF	AST	TO	BLK	STL	PTS	+/-
Nov. 4	UNC GREENSBORO	*	17	1-1	0-0	1-2	1	2	3	2	2	0	2	1	3	-2
Nov. 8	BELLARMINE		16	1-1	0-0	1-2	3	1	4	2	1	2	0	0	3	8
Nov. 13	CALIFORNIA		17	2-3	0-0	0-0	0	1	1	2	0	0	0	0	4	-5
Nov. 17	TULSA		DNP													
Nov. 20	vs. Mississippi State		13	1-1	0-0	0-0	0	2	2	2	0	2	1	1	2	12
Nov. 21	vs. Nebraska		7	0-1	0-0	0-0	0	0	0	1	0	0	0	0	0	0
Nov. 25	@Indiana		15	0-0	0-0	0-0	1	1	2	4	0	0	1	2	0	-3
Dec. 1	BOWLING GREEN		15	0-2	0-0	0-0	2	5	7	4	1	0	0	0	0	-11
Dec. 6	SETON HALL		5	0-0	0-0	1-2	0	0	0	2	0	1	0	0	1	-2
Dec. 8	MISSISSIPPI VALLEY		DNP													
Dec. 13	@Creighton		DNP													
Dec. 20	SOUTH DAKOTA		DNP													
Dec. 28	ULM		DNP													
Jan. 3	BYU*		14	1-3	0-0	0-0	0	1	1	1	0	1	0	2	2	-5
Jan. 7	@Arizona*		6	2-2	0-0	0-0	0	0	0	2	0	0	0	2	4	-1
Jan. 10	@Arizona State*		DNP													
Jan. 14	UCF*		DNP													
Jan. 17	@Oklahoma State*		DNP													
Jan. 20	UTAH*		DNP													
Jan. 24	KANSAS*		DNP													
Jan. 27	@West Virginia*		DNP													
Feb. 1	IOWA STATE*		DNP													
Feb. 7	@TCU*		DNP													
Feb. 11	CINCINNATI*		DNP													
Feb. 14	@Houston*		DNP													
Feb. 17	BAYLOR*															
Feb. 21	@Texas Tech*															
Feb. 25	@Colorado*															
Feb. 28	TCU*															
Mar. 3	WEST VIRGINIA*															
Mar. 7	@Kansas*															

IKEGWURUKA'S CAREER STATS

YEAR	GP	GS	Min	Avg.	FGM	FGA	Pct.	3FGM	3FGA	Pct.	FTM	FTA	Pct.	Off	Def	Tot	Avg.	PF	Ast	TO	Blk	Stl	Pts	Avg.
2024-25 (So.)	24	0	192	8.0	21	35	.600	0	0	.000	9	17	.529	18	39	57	2.4	27	2	9	5	14	51	2.1
2025-26 (Jr.)	10	1	125	12.5	8	14	.571	0	0	.000	3	6	.500	7	13	20	2.0	22	4	6	4	8	19	1.9
Totals	34	1	317	9.3	29	49	.592	0	0	.000	12	23	.522	25	52	77	2.3	49	6	15	9	22	70	2.1

15  
W | JR.-2L



# TAJ MANNING

W | 6-7 | 230 | Jr.-2L | Grandview, Mo. | La Lumiere [Ind.] School

@TajManning / taj.manning

## SUPERLATIVES

	RFR	SO	JR	SR	CAR
10+ Points	—	—	2	—	2
20+ Points	—	—	—	—	—
2+ 3FGM	—	1	1	—	2
5+ Rebounds	—	—	11	—	11
10+ Rebounds	—	—	—	—	—
3+ Assists	—	—	3	—	3
Multiple Steals	—	—	5	—	5
2+ Blocks	—	—	5	—	5
Double-Double	—	—	—	—	—

## PERSONAL HIGHS

### ■ Points

Season	10, twice
Career	10, twice
Big 12	10, twice

### ■ Field Goals Made

Season	5 vs. UCF (1/14/26)
Career	5 vs. UCF (1/14/26)
Big 12	5 vs. UCF (1/14/26)

### ■ Field Goals Attempted

Season	9 vs. UCF (1/14/26)
Career	9 vs. UCF (1/14/26)
Big 12	9 vs. UCF (1/14/26)

### ■ 3-Point Field Goals Made

Season	2 vs. Kansas (1/24/26)
Career	2, twice
Big 12	2 vs. Kansas (1/24/26)

### ■ 3-Point Field Goals Attempted

Season	4, twice
Career	4, twice
Big 12	4, twice

### ■ Free Throws Made

Season	4, twice
Career	4, twice
Big 12	4, twice

### ■ Free Throws Attempted

Season	7 at Houston (2/14/26)
Career	7 at Houston (2/14/26)
Big 12	7 at Houston (2/14/26)

### ■ Rebounds

Season	9, twice
Career	9, twice
Big 12	9, twice

### ■ Assists

Season	4 vs. Cincinnati (2/11/26)
Career	4 vs. Cincinnati (2/11/26)
Big 12	4 vs. Cincinnati (2/11/26)

### ■ Blocked Shots

Season	2, 5 times
Career	2, 5 times
Big 12	2, 4 times

### ■ Steals

Season	3, twice
Career	3, twice
Big 12	3, twice

### ■ Minutes

Season	35 vs. Utah (1/20/26)
Career	35 vs. Utah (1/20/26)
Big 12	35 vs. Utah (1/20/26)

## SEASON STATS

PPG	RPG	BPG	FG%	3FG%	FT%
3.7	4.7	0.7	49.3	17.4	73.7

## MANNING AT A GLANCE

► Has played in 23 of 25 games with 10 starts... Role has increased with injuries, as he came off the bench in 11 of the first 13 games before earning starts in 10 of the last 12 games, including each of the last 9... Averaging 18.0 minutes per game, including 28.6 minutes in his 9 starts.

► Has been on the team longer than anyone, joining in 2022-23... Was redshirt as a freshman before playing 14 games with a start as a sophomore in 2023-24 and 8 games in 2024-25... Has played in 44 career games.

► Averaging 21.1 minutes per game in the last 18 games, including a career-best 35 minutes vs. Utah (1/20/26)... Averaging 4.3 points on 49.2 percent (31-of-63) shooting with 5.4 rebounds per game in this 18-game span.

► Has scored in 18 of 23 games played, including a career-high 10 points vs. UCF (1/14/26) on 5-of-9 shooting with 7 rebounds and 3 assists in 32 minutes... Also had 10 points at No. 3/3 Houston (2/14/26) on 3-of-4 field goals in 30 minutes.

► Has grabbed 102 of 108 rebounds in the last 18 games, including a career-best 9 at West Virginia (1/27/26) and vs. Cincinnati (2/11/26).

► Averaging 4.8 points on 48.9 percent (23-of-47) shooting with 5.9 rebounds, 1.2 steals, 1.6 assists and 0.9 blocks in 26.1 minutes per game in Big 12 play.

► Earned his second career start and first of the season vs. No. 10/10 BYU (1/3/26) with 4 points, 6 rebounds, 1 block and 1 assist in 18 minutes.

## 2025-26 GAME-BY-GAME STATISTICS

Date	Opponent	GS	MIN	FG	3PT	FT	O	D	TR	PF	AST	TO	BLK	STL	PTS	+/-
Nov. 4	UNC GREENSBORO		3	0-0	0-0	0-0	0	1	1	1	0	0	1	0	0	-3
Nov. 8	BELLARMINE		2	0-0	0-0	0-0	0	2	2	0	0	1	0	0	0	3
Nov. 13	CALIFORNIA		DNP													
Nov. 17	TULSA		7	1-1	0-0	0-0	1	1	2	1	0	0	0	0	2	-3
Nov. 20	vs. Mississippi State		3	1-1	0-0	0-0	0	0	0	0	1	0	0	0	2	-1
Nov. 21	vs. Nebraska		DNP													
Nov. 25	@Indiana		0+	0-0	0-0	0-0	0	1	1	0	0	0	0	0	0	6
Dec. 1	BOWLING GREEN		13	0-1	0-1	2-2	2	2	4	0	0	0	0	0	2	-4
Dec. 6	SETON HALL		8	0-2	0-2	0-0	1	3	4	0	0	0	0	1	0	9
Dec. 8	MISSISSIPPI VALLEY		18	2-4	0-1	0-0	3	3	6	0	0	0	0	1	4	18
Dec. 13	@Creighton		13	1-2	0-0	0-0	2	3	5	0	0	0	0	0	2	10
Dec. 20	SOUTH DAKOTA		20	2-4	0-1	2-2	1	4	5	1	0	1	2	0	6	32
Dec. 28	ULM		13	3-5	1-3	1-2	4	3	7	1	2	0	0	1	8	8
Jan. 3	BYU*	*	18	2-4	0-1	0-0	3	3	6	3	1	1	1	0	4	-8
Jan. 7	@Arizona*		19	1-3	1-2	1-2	5	2	7	2	2	0	0	1	4	-6
Jan. 10	@Arizona State*		20	1-2	0-1	4-4	2	2	4	4	0	0	2	3	6	-12
Jan. 14	UCF*	*	32	5-9	0-4	0-0	3	4	7	4	3	2	0	0	10	3
Jan. 17	@Oklahoma State*	*	26	2-2	0-0	0-0	3	2	5	4	1	1	2	0	4	-8
Jan. 20	UTAH*	*	35	1-2	0-0	0-0	2	2	4	2	1	1	1	2	2	-2
Jan. 24	KANSAS*	*	23	3-6	2-4	0-0	3	1	4	4	1	1	0	3	8	-14
Jan. 27	@West Virginia*	*	27	2-5	0-1	0-0	3	6	9	4	0	1	1	1	4	-7
Feb. 1	IOWA STATE*	*	31	0-3	0-1	0-0	1	3	4	4	1	1	2	0	0	-37
Feb. 7	@TCU*	*	23	2-4	0-0	0-0	3	3	6	5	2	0	0	0	4	-3
Feb. 11	CINCINNATI*	*	30	1-3	0-0	0-0	4	5	9	1	4	2	2	2	2	-15
Feb. 14	@Houston*	*	30	3-4	0-1	4-7	2	4	6	3	3	3	0	2	10	-7
Feb. 17	BAYLOR*															
Feb. 21	@Texas Tech*															
Feb. 25	@Colorado*															
Feb. 28	TCU*															
Mar. 3	WEST VIRGINIA*															
Mar. 7	@Kansas*															

## LAST GAME (at 3/3 Houston (2/14/26))

MIN	PTS	REBS	ASTS	BLKS	STLS
30	10	6	3	0	2

## TOP PERFORMANCES

- Played a career-high 35 minutes in the win over Utah (1/20/26).
- Tied his career-best with 10 points at No. 3/3 Houston (2/14/26) on 3-of-4 field goals and 4-of-7 free throws to go with 6 rebounds, 3 assists and 2 steals.
- Scored in double figures for the first time vs. UCF (1/14/26) with 10 points on 5-of-9 shooting to go with career-tying 7 rebounds and 3 assists in 32 minutes.
- Grabbed a career-best 9 rebounds vs. Cincinnati (2/11/26) to go with 4 assists, 2 blocks and 2 steals in 30 minutes.
- Collected a career-high 9 rebounds at West Virginia (1/27/26).
- Played perhaps his best all-around game at Arizona State (1/10/26) with 6 points, 5 rebounds, 3 steals and 2 blocks in 20 minutes.
- Scored his first career points vs. Central Arkansas (11/22/23), posting 3 points on 1-of-1 field goals and 1-of-2 free throws in 9 minutes.

## BACKGROUND

- Was signed by the previous coaching staff on Nov. 10, 2021.
- Played locally at Grandview (2018-20) and Bishop Miege High Schools (2020-21) in the Kansas City area, winning a Missouri Class 4A title with a 29-2 record with the Bulldogs and a Kansas Class 6A title with a 22-1 record with the Stags.

## MANNING'S CAREER STATS

YEAR	GP	GS	Min	Avg.	FGM	FGA	Pct.	3FGM	3FGA	Pct.	FTM	FTA	Pct.	Off	Def	Tot	Avg.	PF	Ast	TO	Blk	Stl	Pts	Avg.
2023-24 (Rfr.)	14	1	68	4.9	5	8	.625	1	3	.333	3	7	.429	6	10	16	1.1	13	2	1	0	2	14	1.0
2024-25 (So.)	8	0	21	2.7	2	4	.500	2	4	.500	0	0	.000	1	5	6	0.8	4	0	1	0	1	6	0.8
2025-26 (Jr.)	23	10	413	18.0	33	67	.493	4	23	.174	14	19	.737	48	60	108	4.7	44	22	15	15	17	84	3.7
Totals	45	11	503	11.2	40	79	.506	7	30	.233	17	26	.654	55	75	130	2.9	61	24	17	15	20	104	2.3

21

W | SR-TR



# KHAMARI McGRIFF

W | 6-9 | 230 | Sr.-TR | Tallahassee, Fla. | James S. Rickards | UNC Wilmington

X @KhamariMcGriff / khamarimm



2024-25 All-CAA Tournament Team (UNC Wilmington)  
2024-25 CAA's Dean Ehlers Leadership Award (UNC Wilmington)

## SUPERLATIVES

	RFR	SO	JR	SR	CAR
10+ Points	—	1	22	9	32
15+ Points	—	—	9	3	12
20+ Points	—	—	2	1	3
30+ Points	—	—	1	—	1
5+ Rebounds	—	8	13	8	29
10+ Rebounds	—	1	1	—	2
Multiple Steals	—	—	1	3	4
2+ Blocks	1	6	10	6	23
Double-Doubles	—	—	1	—	1

## PERSONAL HIGHS

### ■ Points

Season	21 vs. California (11/13/25)
Career	34 at Howard (12/14/24)
Big 12	15 vs. UCF (1/14/26)

### ■ Field Goals Made

Season	8, twice
Career	14 at Howard (12/14/24)
Big 12	7, twice

### ■ Field Goals Attempted

Season	11 vs. California (11/13/25)
Career	16 at Howard (12/14/24)
Big 12	9 vs. UCF (1/14/26)

### ■ 3-Point Field Goals Made

Season	1 at Creighton (12/13/25)
Career	1, 3 times
Big 12	—

### ■ 3-Point Field Goals Attempted

Season	1, 3 times
Career	1, 6 times
Big 12	1 vs. BYU (1/3/26)

### ■ Free Throws Made

Season	5, 3 times
Career	7, twice
Big 12	3 vs. Cincinnati (2/11/26)

### ■ Free Throws Attempted

Season	6, 3 times
Career	10 vs. Georgia Southern (11/8/24)
Big 12	5 vs. Cincinnati (2/11/26)

### ■ Rebounds

Season	9 vs. Tulsa (11/17/25)
Career	12 vs. Georgia Southern (11/8/24)
Big 12	8 vs. BYU (1/3/26)

### ■ Assists

Season	4, twice
Career	4, twice
Big 12	4, twice

### ■ Blocked Shots

Season	4 vs. South Dakota (12/20/25)
Career	4, 4 times
Big 12	3 at TCU (2/7/26)

### ■ Steals

Season	2, 3 times
Career	2, 6 times
Big 12	1, twice

### ■ Minutes

Season	33 vs. UCF (1/14/26)
Career	33 vs. UCF (1/14/26)
Big 12	33 vs. UCF (1/14/26)

## SEASON STATS

PPG	RPG	BPG	FG%	3FG%	FT%
9.5	4.1	1.2	73.2	20.0	68.0

## McGRIFF AT A GLANCE

- ▶ Started the first 18 games before missing 4 games due to injury... Returned vs. TCU (2/7/26)... Has now played in 106 career games, including 63 starts.
- ▶ Came back from injury vs. TCU (2/7/26), posting 6 points on 3-of-4 field goals to go with a season-high 4 assists, 3 blocks and 2 rebounds in 24 minutes.
- ▶ Has one of the top field goal percentages in the country at 73.2 percent, as he has hit on 82-of-112 field goal attempts, going 2-of-2 or better in 6 games... Has a career 69.4 field goal percentage while averaging 4 field goal attempts/game.
- ▶ Went a 7-of-7 from the field with 14 points at Oklahoma State (1/17/26) with a career-best 4 assists, becoming the eighth Wildcat to go 7-of-7 or better from the field in a conference game and first since **Antonio Gordon** vs. Baylor in 2020.
- ▶ Has scored in 20 games, including 9 in double figures... Has now scored in double figures in 32 times with two 20-point games and one 30-point game.
- ▶ Had 15 points vs. UCF (1/14/26) on 7-of-9 field goals in career-best 33 minutes.
- ▶ Scored 12 points in his first Big 12 game vs. No. 10/10 BYU (1/3/26).
- ▶ Collected his first 20-point game as a Wildcat with a season-high 21 points vs. Cal (11/13/25) on 8-of-11 field goals in just 20 minutes of action.
- ▶ Became the 24th Wildcat to go perfect on 5 or more field goals in school history with his 16-point effort vs. Bellarmine (11/8/25) on 8-of-8 field goals.

## 2025-26 GAME-BY-GAME STATISTICS

Date	Opponent	GS	MIN	FG	3PT	FT	O	D	TR	PF	AST	TO	BLK	STL	PTS	+/-
Nov. 4	UNC GREENSBORO	*	14	2-3	0-0	0-0	0	4	4	5	1	1	0	0	4	19
Nov. 8	BELLARMINE	*	14	8-8	0-0	0-0	2	0	2	2	0	1	0	1	16	22
Nov. 13	CALIFORNIA	*	20	8-11	0-1	5-5	1	1	2	3	0	0	0	2	21	6
Nov. 17	TULSA	*	25	4-6	0-0	5-6	3	6	9	3	2	0	1	1	13	6
Nov. 20	vs. Mississippi State	*	17	4-4	0-0	0-0	0	3	3	3	1	0	1	0	8	9
Nov. 21	vs. Nebraska	*	28	3-3	0-0	2-2	2	2	4	3	1	1	2	1	8	4
Nov. 25	@Indiana	*	10	1-1	0-0	0-0	0	1	1	3	1	1	0	0	2	-10
Dec. 1	BOWLING GREEN	*	23	4-5	0-0	1-5	2	3	5	4	2	1	3	0	9	-4
Dec. 6	SETON HALL	*	21	5-8	0-0	2-6	7	1	8	2	1	1	3	1	12	-6
Dec. 8	MISSISSIPPI VALLEY	*	21	2-2	0-0	4-4	1	3	4	3	2	2	1	0	8	28
Dec. 13	@Creighton	*	28	3-7	1-1	5-6	3	3	6	2	0	1	2	0	12	3
Dec. 20	SOUTH DAKOTA	*	19	5-10	0-1	0-2	3	2	5	4	1	1	4	2	10	8
Dec. 28	ULM	*	22	3-4	0-0	2-3	3	2	5	3	1	1	1	2	8	-2
Jan. 3	BYU*	*	25	5-7	0-1	2-2	1	7	8	4	2	0	1	1	12	-5
Jan. 7	@Arizona*	*	9	2-2	0-0	0-0	1	0	1	5	0	0	0	0	4	-13
Jan. 10	@Arizona State*	*	14	4-7	0-0	0-0	1	2	3	4	1	1	0	1	8	4
Jan. 14	UCF*	*	33	7-9	0-0	1-2	1	4	5	2	1	1	0	0	15	3
Jan. 17	@Oklahoma State*	*	14	7-7	0-0	0-0	2	1	3	5	4	1	1	0	14	8
Jan. 20	UTAH*		DNP													
Jan. 24	KANSAS*		DNP													
Jan. 27	@West Virginia*		DNP													
Feb. 1	IOWA STATE*		DNP													
Feb. 7	@TCU*	*	24	3-4	0-0	0-0	0	2	2	3	4	1	3	0	6	-2
Feb. 11	CINCINNATI*	*	23	2-3	0-1	3-5	1	2	3	2	0	4	0	0	7	-26
Feb. 14	@Houston*															
Feb. 17	BAYLOR*															
Feb. 21	@Texas Tech*															
Feb. 25	@Colorado*															
Feb. 28	TCU*															
Mar. 3	WEST VIRGINIA*															
Mar. 7	@Kansas*															

## McGRIFF'S CAREER STATS

YEAR	GP	GS	Min	Avg.	FGM	FGA	Pct.	3FGM	3FGA	Pct.	FTM	FTA	Pct.	Off	Def	Tot	Avg.	PF	Ast	TO	Blk	Stl	Pts	Avg.
*2021-22 (Fr.)	2	0	10	4.9	2	3	.667	0	0	.000	1	3	.333	0	1	1	0.5	0	0	0	0	0	5	2.5
*2022-23 (Rf.)	18	0	95	5.3	12	14	.857	0	0	.000	1	7	.143	8	8	16	0.9	17	6	3	8	2	25	1.4
*2023-24 (So.)	31	30	518	16.7	46	61	.754	0	0	.000	26	34	.765	45	63	108	3.5	55	7	19	23	10	118	3.8
*2024-25 (Jr.)	34	12	656	19.3	164	252	.651	2	3	.667	61	88	.693	53	83	136	4.0	71	23	33	39	13	391	11.5
2025-26 (Sr.)	21	21	418	19.9	82	112	.732	1	5	.200	34	50	.680	34	53	87	4.1	69	26	21	23	12	199	9.5
Totals	106	63	1697	16.0	306	442	.692	3	8	.375	123	182	.676	140	208	348	3.3	212	62	76	93	37	738	7.0

Wildcats

\*at UNC Wilmington



22

C | JR.-FY



# DORIN BUCA

C | 7-2 | 254 | Jr.-FY | Perugia, Italy | Akern Libertas Livorno

dorin.\_buca

## SUPERLATIVES

	JR	SR	CAR
10+ Points	—	7	1
15+ Points	—	1	—
20+ Points	—	—	—
5+ Rebounds	—	24	7
10+ Rebounds	—	4	1
3+ Assists	—	1	1
Multiple Steals	—	—	—
2+ Blocks	—	14	7
Double-Doubles	—	1	—

## PERSONAL HIGHS

### ■ Points

Season	12 at Arizona (1/7/26)
Career	15 vs. Piazenza (3/8/25)
Big 12	12 at Arizona (1/7/26)

### ■ Field Goals Made

Season	5 at Arizona (1/7/26)
Career	6, twice
Big 12	5 at Arizona (1/7/26)

### ■ Field Goals Attempted

Season	7 at Arizona (1/7/26)
Career	11 vs. Cento (3/23/25)
Big 12	7 at Arizona (1/7/26)

### ■ 3-Point Field Goals Made

Season	2 at Arizona (1/7/26)
Career	2 at Arizona (1/7/26)
Big 12	2 at Arizona (1/7/26)

### ■ 3-Point Field Goals Attempted

Season	2 at Arizona (1/7/26)
Career	2 at Arizona (1/7/26)
Big 12	2 at Arizona (1/7/26)

### ■ Free Throws Made

Season	3, twice
Career	4, 4 times
Big 12	1, twice

### ■ Free Throws Attempted

Season	4 vs. Mississippi Valley (12/8/25)
Career	8 vs. Pesaro (3/30/25)
Big 12	2, 3 times

### ■ Rebounds

Season	11 vs. Kansas (1/24/26)
Career	12, twice
Big 12	11 vs. Kansas (1/24/26)

### ■ Assists

Season	3 vs. BYU (1/3/26)
Career	3, twice
Big 12	3 vs. BYU (1/3/26)

### ■ Blocked Shots

Season	5 vs. Mississippi Valley (12/8/25)
Career	5, twice
Big 12	3, twice

### ■ Steals

Season	1, 5 times
Career	2, twice
Big 12	1, 5 times

### ■ Minutes

Season	26 vs. Kansas (1/24/26)
Career	33 vs. Cento (3/23/25)
Big 12	26 vs. Kansas (1/24/26)

## SEASON STATS

PPG	RPG	BPG	FG%	3FG%	FT%
3.4	3.6	1.4	50.0	20.0	53.3

## BUCA AT A GLANCE

► One of the tallest players in school history, just one inch short than 7-foot-3 Jason Bennett, who played from the Wildcats from 2006-07... He is one of 9 players in school history to measure 7-feet or taller.

► Has averaged 13.6 minutes per game off the bench in playing in 24 games... Has started 4 of the last 7 games, including his first start in the win over Utah (1/20/26)... Played a season-high 26 minutes vs. No. 19/19 Kansas (1/24/26).

► Has a team-leading 34 blocks with at least one in 19 of 24 games played.

► Recorded the 38th game of 5 or more blocks at K-State vs. Mississippi Valley (12/8/25) to go with 5 points, 5 rebounds and an assist in 20 minutes.

► Has scored in 18 of 24 games played with a season-high 12 points at No. 1/2 Arizona (1/7/26) on 5-of-7 field goals, including 2-of-2 from 3-point range... Also had 8 points vs. South Dakota (12/20/25) on 3-of-4 field goals with 5 rebounds... Added 7 points vs. ULM (12/28/25) on 3-of-4 field goals in 13 minutes.

► Grabbed a season-high 11 rebounds vs. No. 19/19 Kansas (1/24/26) to go with 6 points on 3-of-6 shooting with a block and a steal in a season-best 26 minutes.

► Had 4 blocks vs. Cal (11/13/25) with 2 points and 2 assists in 12 minutes.

► Was solid all-around vs. Seton Hall (12/6/25) with 5 points, 7 rebounds, 3 blocks and 2 assists in 17 minutes.

## 2025-26 GAME-BY-GAME STATISTICS

Date	Opponent	GS	MIN	FG	3PT	FT	O	D	TR	PF	AST	TO	BLK	STL	PTS	+/-
Nov. 4	UNC GREENSBORO		3	0-1	0-0	0-2	1	0	1	1	0	0	1	0	0	0
Nov. 8	BELLARMINE		8	0-2	0-0	1-2	2	0	2	1	0	1	1	0	1	6
Nov. 13	CALIFORNIA		12	1-1	0-0	0-0	1	1	2	0	2	2	4	0	2	11
Nov. 17	TULSA		15	1-2	0-0	0-0	2	2	4	3	1	0	1	0	2	-5
Nov. 20	vs. Mississippi State		11	1-3	0-1	0-0	1	2	3	1	0	1	1	0	2	4
Nov. 21	vs. Nebraska		3	0-0	0-0	0-0	0	0	0	0	0	0	0	0	0	-4
Nov. 25	@Indiana		6	0-0	0-0	2-2	1	1	2	1	0	2	1	0	2	-10
Dec. 1	BOWLING GREEN		DNP													
Dec. 6	UNC GREENSBORO		17	2-2	0-0	1-2	2	5	7	1	2	2	3	0	5	0
Dec. 8	MISSISSIPPI VALLEY		20	1-3	0-1	3-4	0	5	5	3	1	1	5	0	5	31
Dec. 13	@Creighton		11	1-3	0-0	3-3	2	3	5	2	1	1	0	0	5	3
Dec. 20	SOUTH DAKOTA		14	3-4	0-0	2-2	2	3	5	5	1	0	1	0	8	19
Dec. 28	ULM		13	3-4	0-1	1-3	1	2	3	1	0	1	1	0	7	8
Jan. 3	BYU*		15	0-2	0-0	0-2	1	0	1	3	3	1	0	1	0	-5
Jan. 7	@Arizona*		17	5-7	2-2	0-0	1	1	2	5	0	1	3	1	12	-14
Jan. 10	@Arizona State*		19	2-5	0-0	1-2	5	3	8	2	1	0	1	0	5	-3
Jan. 14	UCF*		8	0-0	0-0	1-2	0	3	3	2	0	2	0	0	1	-16
Jan. 17	@Oklahoma State*		21	2-4	0-1	0-0	1	6	7	1	1	2	2	1	4	0
Jan. 20	UTAH*		* 14	0-2	0-1	0-0	0	1	1	3	0	0	1	0	0	-12
Jan. 24	KANSAS*		* 26	3-6	0-1	0-2	8	3	11	2	0	0	1	1	6	-7
Jan. 27	@West Virginia*		* 22	0-2	0-0	0-0	1	1	2	1	0	0	3	0	0	-5
Feb. 1	IOWA STATE*		* 23	3-3	0-0	0-0	1	1	2	3	0	3	1	1	6	-12
Feb. 7	@TCU*		4	0-1	0-0	1-2	2	0	2	2	0	0	0	0	1	3
Feb. 11	CINCINNATI*		12	2-3	0-1	0-0	2	2	4	2	0	2	1	0	4	-4
Feb. 14	@Houston*		14	2-4	0-1	0-0	2	2	4	5	1	1	2	0	4	-4
Feb. 17	BAYLOR*															
Feb. 21	@Texas Tech*															
Feb. 25	@Colorado*															
Feb. 28	TCU*															
Mar. 3	WEST VIRGINIA*															
Mar. 7	@Kansas*															

## LAST GAME (at 3/3 Houston (2/14/26))

MIN	PTS	REBS	ASTS	BLKS	STLS
14	4	4	1	2	0

## TOP PERFORMANCES

► Scored a season-high 12 points at No. 1/2 Arizona (1/7/26) in 17 minutes... It was his first career double-digit scoring game at K-State.

► Collected a season-high 11 rebounds vs. No. 19/19 Kansas (1/24/26) to go with 6 points, a steal and a block in a season-best 26 minutes.

► Scored 8 points vs. South Dakota (12/20/25) in 14 minutes.

► Posted 4 blocks in the win over Cal (11/13/25) to go with 2 points and 2 assists in 12 minutes of action.

► Had a season-high 7 boards with 3 blocks in 17 minutes vs. Seton Hall (12/6/25).

► Scored a career-high 15 points vs. Piazenza (3/8/25) while with Akern Libertas Livorno on 6-of-10 field goals.

## BACKGROUND

► First-ever Italian-born basketball player at K-State... One of just 24 foreign-born players in school history and one of 7 from the European continent.

► Began career with Basket Perugia in the Italian Serie C in 2019-20, spending 2 seasons before moving to Sana Basketball Academy Siena in Serie C in 2022-23... Was promoted to Libertas 1947 Livorno in the Italian Serie B, helping them to the 2024 Italian Serie B Cup Finals and the Serie B Nazionale Group B Championship... Played for Akern Libertas Livorno in 2024-25.

## BUCA'S CAREER STATS

YEAR	GP	GS	Min	Avg.	FGM	FGA	Pct.	3FGM	3FGA	Pct.	FTM	FTA	Pct.	Off	Def	Tot	Avg.	PF	Ast	TO	Blk	Stl	Pts	Avg.
*2024-25	43	12	717	16.7	101	166	.608	0	0	.000	39	79	.494	72	158	230	5.3	111	7	68	53	9	241	5.6
2025-26 (Jr.)	24	4	326	13.6	32	64	.500	2	10	.200	16	30	.533	39	47	86	3.6	50	14	26	34	5	82	3.4
Totals	24	4	326	13.6	32	64	.500	2	10	.200	16	30	.533	39	47	86	3.6	50	14	26	34	5	82	3.4

*\*played with several club teams, including Akern Libertas Livorno*

23

W | SO-TR



STEPHEN OSEI

W | 6-10 | 200 | So.-TR | Toronto, Ontario | Salt Lake Academy | Casper College

@stephenoseii / stephenoseii

SUPERLATIVES

	FR	SO	JR	SR	CAR
10+ Points	15	—	—	—	15
15+ Points	6	—	—	—	6
20+ Points	3	—	—	—	3
5+ Rebounds	22	—	—	—	22
10+ Rebounds	8	—	—	—	8
3+ Assists	2	—	—	—	2
Multiple Steals	—	—	—	—	—
2+ Blocks	—	—	—	—	—
Double-Doubles	7	—	—	—	7

PERSONAL HIGHS

Points

Season	2 vs. Mississippi State (11/20/25)
Career	23, twice
Big 12	—

Field Goals Made

Season	1 vs. Mississippi State (11/20/25)
Career	9, twice
Big 12	—

Field Goals Attempted

Season	3 vs. Mississippi State (11/20/25)
Career	12 vs. Yavapai (11/18/24)
Big 12	—

3-Point Field Goals Made

Season	—
Career	—
Big 12	—

3-Point Field Goals Attempted

Season	—
Career	—
Big 12	—

Free Throws Made

Season	—
Career	7 vs. Lamar CC (1/11/25)
Big 12	—

Free Throws Attempted

Season	—
Career	10 vs. Monroe College (11/7/24)
Big 12	—

Rebounds

Season	2 vs. UNC Greensboro (11/4/25)
Career	14 vs. Northeastern JC (11/16/24)
Big 12	—

Assists

Season	—
Career	3, twice
Big 12	—

Blocked Shots

Season	—
Career	—
Big 12	—

Steals

Season	—
Career	1, 4 times
Big 12	—

Minutes

Season	5 vs. UNC Greensboro (11/20/25)
Career	36 vs. Northeastern JC (11/16/24)
Big 12	—

OSEI'S CAREER STATS

YEAR	GP	GS	Min	Avg.	FGM	FGA	Pct.	3FGM	3FGA	Pct.	FTM	FTA	Pct.	Off	Def	Tot	Avg.	PF	Ast	TO	Blk	Stl	Pts	Avg.
*2024-25 (Fr.)	26	25	550	21.2	113	177	.638	0	0	.000	59	86	.686	75	108	183	7.0	49	20	27	28	4	285	11.0
2025-26 (So.)	3	0	9	2.9	1	3	.333	0	0	.000	0	0	.000	2	1	3	1.0	1	0	3	0	0	2	0.7
Totals	3	0	9	2.9	1	3	.333	0	0	.000	0	0	.000	2	1	3	1.0	1	0	3	0	0	2	0.7

SEASON STATS

PPG	RPG	BPG	FG%	3FG%	FT%
0.7	1.0	0.0	33.3	—	—

OSEI AT A GLANCE

- ▶ Has seen action in 3 games, including opener vs. UNC Greensboro (11/4/25).
- ▶ Scored his first points as a Wildcat with 2 points vs. Mississippi State (11/20/25) on 1-of-3 field goals.
- ▶ Played in 26 games with 25 starts at Casper College in Casper, Wyo., where he was a Fab 50 Freshman by *JUCOR* [Recruiting.com](#).
- ▶ Scored in double figures in 15 of Casper's 26 games with three 20-point games.
- ▶ Collected 7 double-doubles, including a 20-point, 10-rebound performance vs. Yavapai College (23 points, 11 rebounds; 11/18/24).
- ▶ Prep'd at Salt Lake Academy in Herriman, Utah from 2021-23 before spending a postgraduate season at the NBA Academy in San Luis Potosi, Mexico in 2023-24.

LAST GAME (vs. Indiana (11/25/25))

MIN	PTS	REBS	ASTS	BLKS	STLS
0+	0	0	0	0	0

TOP PERFORMANCES

- ▶ Scored a career-tying 23 points vs. Yavapai College (11/18/24) on 9-of-12 field goals and 5-of-7 free throws to go with 11 rebounds while at Casper.
- ▶ Tied his career-high with 23 points vs. Lamar Community College (11/11/25) on 8-of-9 field goals and 7-of-7 free throws while at Casper.

BACKGROUND

- ▶ Transferred to K-State in May 2025 after 1 season at Casper College in Casper, Wyo., where he played alongside **Abdi Bashir Jr's** twin brother **Abdul**.
- ▶ Has international experience, having played for the Canadian U17 and U16 National Teams at the 2021 FIBA U16 Americas Championship and 2022 FIBA U17 World Cup... He is the fifth Canadian-born player at K-State, joining **Justin Edwards**, **Kaosi Ezeagu**, **Juevol Myles** and **Rudi Williams**.

2025-26 GAME-BY-GAME STATISTICS

Date	Opponent	GS	MIN	FG	3PT	FT	O	D	TR	PF	AST	TO	BLK	STL	PTS	+/-
Nov. 4	UNC GREENSBORO	5	0-0	0-0	0-0	1	1	2		1	0	3	0	0	0	-7
Nov. 8	BELLARMINE	DNP														
Nov. 13	CALIFORNIA	DNP														
Nov. 17	TULSA	DNP														
Nov. 20	vs. Mississippi State	3	1-3	0-0	0-0	1	0	1		0	0	0	0	0	2	-1
Nov. 21	vs. Nebraska	DNP														
Nov. 25	@Indiana	0+	0-0	0-0	0-0	0	0	0		0	0	0	0	0	0	3
Dec. 1	BOWLING GREEN	DNP														
Dec. 6	SETON HALL	DNP														
Dec. 8	MISSISSIPPI VALLEY	DNP														
Dec. 13	@Creighton	DNP														
Dec. 20	SOUTH DAKOTA	DNP														
Dec. 28	ULM	DNP														
Jan. 3	BYU*	DNP														
Jan. 7	@Arizona*	DNP														
Jan. 10	@Arizona State*	DNP														
Jan. 14	UCF*	DNP														
Jan. 17	@Oklahoma State*	DNP														
Jan. 20	UTAH*	DNP														
Jan. 24	KANSAS*	DNP														
Jan. 27	@West Virginia*	DNP														
Feb. 1	IOWA STATE*	DNP														
Feb. 7	@TCU*	DNP														
Feb. 11	CINCINNATI*	DNP														
Feb. 14	@Houston*	DNP														
Feb. 17	BAYLOR*															
Feb. 21	@Texas Tech*															
Feb. 25	@Colorado*															
Feb. 28	TCU*															
Mar. 3	WEST VIRGINIA*															
Mar. 7	@Kansas*															

\*played at Casper College

34  
G | SR-TR



# NATE JOHNSON

G | 6-3 | 215 | Sr.-TR | Liberty Township, Ohio | Lakota East | Akron

X @NateJohnson34 / loyalty.natejohnson

2024-25 MAC Player of the Year | MAC Defensive Player of the Year  
2025 MAC Tournament MVP | 2025 Lou Henson Award finalist

## SUPERLATIVES

	FR	SO	JR	SR	CAR
10+ Points	5	9	26	15	55
15+ Points	—	2	13	5	20
20+ Points	—	—	6	2	8
30+ Points	—	—	1	—	1
10+ Rebounds	—	—	1	1	2
3+ Assists	1	4	23	19	47
Multiple Steals	10	7	18	15	50
2+ Blocks	—	—	6	1	7
Double-Doubles	—	—	1	2	3

## PERSONAL HIGHS

### ■ Points

Season 22 vs. UNC Greensboro (11/4/25)

Career 31 vs. Toledo (3/14/25)

Big 12 17 vs. Utah (1/20/26)

### ■ Field Goals Made

Season 9 vs. California (11/13/25)

Career 12 vs. Toledo (1/14/25)

Big 12 5, 4 times

### ■ Field Goals Attempted

Season 13, twice

Career 23 vs. Toledo (1/14/25)

Big 12 13, twice

### ■ 3-Point Field Goals Made

Season 6 vs. UNC Greensboro (11/4/25)

Career 6 vs. UNC Greensboro (11/4/25)

Big 12 4 at Oklahoma State (1/17/26)

### ■ 3-Point Field Goals Attempted

Season 9 at Oklahoma State (1/17/26)

Career 9 at Oklahoma State (1/17/26)

Big 12 9 at Oklahoma State (1/17/26)

### ■ Free Throws Made

Season 7 at Arizona (1/7/26)

Career 11 vs. Arizona (3/21/25)

Big 12 7 at Arizona (1/7/26)

### ■ Free Throws Attempted

Season 7 at Arizona (1/7/26)

Career 12 vs. Arizona (3/21/25)

Big 12 7 at Arizona (1/7/26)

### ■ Rebounds

Season 10 at Houston (2/14/26)

Career 10, twice

Big 12 10 at Houston (2/14/26)

### ■ Assists

Season 11 at TCU (2/7/26)

Career 11 at TCU (2/7/26)

Big 12 11 at TCU (2/7/26)

### ■ Blocked Shots

Season 2 at TCU (2/7/26)

Career 3 vs. Western Michigan (2/11/25)

Big 12 2 at TCU (2/7/26)

### ■ Steals

Season 6 at TCU (2/7/26)

Career 6 at TCU (2/7/26)

Big 12 6 at TCU (2/7/26)

### ■ Minutes

Season 40 at Houston (2/14/26)

Career 40 at Houston (2/14/26)

Big 12 40 at Houston (2/14/26)

## SEASON STATS

PPG	RPG	APG	FG%	3FG%	FT%
11.1	4.8	4.4	42.7	38.3	85.1

## JOHNSON AT A GLANCE

► Has started the first 25 games, averaging 31.8 minutes per game... Has now seen action in 117 career games, including 85 starts.

► Has scored in double figures in 15 games, including 13 times in the last 21 games... Had a season-high 22 points in opener vs. UNC Greensboro (11/4/25)... Posted his second 20-point game vs. Cal (11/13/25)... Six times has scored in double figures in Big 12 play with a high of 17 vs. Utah (1/20/26).

► Has now scored in double figures in 55 games with eight 20-point games and one 30-point games... Scored a career-high 31 points vs. Toledo (3/14/25).

► Posted highs in assists (11) and steals (6) to go with 13 points at TCU (2/7/26) to collect his first double-double of the year... Had a second double-double with 12 points and a game-high 10 rebounds at No. 3/3 Houston (2/14/26).

► Ranks 3rd on the team with 46 3-pointers, including 2 or more in 14 games.

► Leads the team in assists with 110, including 53 in the last 9 games... Dished out a career-high 11 at TCU (2/7/26)... Has 298 in his career.

► One of the active Division I leaders in steals with 174 in his career, averaging 1.4 per game... Team leader in steals with 51... Has at least 2 steals in 15 games.

► Nearly made history in his first game in a Wildcat uniform, falling a rebound and an assist short of a triple-double with 22 points on 8-of-11 field goals, including 6-of-7 from 3-point range, with 9 rebounds and 9 assists.

## 2025-26 GAME-BY-GAME STATISTICS

Date	Opponent	GS	MIN	FG	3PT	FT	O	D	TR	PF	AST	TO	BLK	STL	PTS	+/-
Nov. 4	UNC GREENSBORO	*	31	8-11	6-7	0-0	1	8	9	3	9	1	0	2	22	47
Nov. 8	BELLARMINE	*	35	3-7	1-3	2-2	1	6	7	2	4	2	1	2	9	21
Nov. 13	CALIFORNIA	*	29	9-11	2-3	0-2	0	3	3	3	2	4	0	2	20	5
Nov. 17	TULSA	*	35	2-7	1-4	0-0	3	6	9	4	4	1	0	1	5	0
Nov. 20	vs. Mississippi State	*	29	6-11	2-5	0-0	1	3	4	3	4	2	0	2	14	11
Nov. 21	vs. Nebraska	*	37	4-10	2-6	2-2	0	5	5	2	4	1	0	0	12	-8
Nov. 25	@Indiana	*	33	3-9	2-6	5-6	0	5	5	2	2	4	0	2	13	-21
Dec. 1	BOWLING GREEN	*	32	2-6	0-1	0-0	0	4	4	2	2	1	0	2	4	-4
Dec. 6	SETON HALL	*	32	4-10	1-6	2-2	3	4	7	3	0	3	0	0	11	-17
Dec. 8	MISSISSIPPI VALLEY	*	21	5-7	2-3	2-2	1	2	3	1	6	0	0	5	14	37
Dec. 13	@Creighton	*	32	3-10	2-7	0-0	1	3	4	1	6	2	1	4	8	2
Dec. 20	SOUTH DAKOTA	*	23	5-7	2-3	3-4	0	3	3	2	4	0	1	5	15	23
Dec. 28	ULM	*	33	4-7	4-7	2-3	2	4	6	3	4	2	0	1	14	10
Jan. 3	BYU*	*	31	0-5	0-3	0-0	0	3	3	3	1	4	0	3	0	-3
Jan. 7	@Arizona*	*	29	3-13	2-5	7-7	0	4	4	2	2	0	0	1	15	-11
Jan. 10	@Arizona State*	*	26	2-6	1-4	2-2	2	0	2	5	3	3	1	0	7	-3
Jan. 14	UCF*	*	30	2-9	1-7	2-2	0	6	6	4	10	1	1	3	7	-2
Jan. 17	@Oklahoma State*	*	28	5-13	4-8	0-0	0	4	4	3	5	3	0	0	14	2
Jan. 20	UTAH*	*	35	5-9	3-5	4-4	1	4	5	0	6	2	0	0	17	13
Jan. 24	KANSAS*	*	35	2-8	1-5	0-0	0	3	3	3	4	1	0	0	5	-21
Jan. 27	@West Virginia*	*	39	5-9	3-5	0-0	2	6	8	2	4	3	0	3	13	-7
Feb. 1	IOWA STATE*	*	32	4-10	0-3	0-0	1	0	1	0	5	2	0	3	8	-30
Feb. 7	@TCU*	*	37	5-11	1-6	2-3	1	3	4	1	11	2	2	6	13	-10
Feb. 11	CINCINNATI*	*	32	2-8	0-3	2-2	0	2	2	3	4	1	0	0	6	-30
Feb. 14	@Houston*	*	40	3-11	3-5	3-4	2	8	10	4	4	2	1	3	12	-14
Feb. 17	BAYLOR*															
Feb. 21	@Texas Tech*															
Feb. 25	@Colorado*															
Feb. 28	TCU*															
Mar. 3	WEST VIRGINIA*															
Mar. 7	@Kansas*															

## JOHNSON'S CAREER STATS

YEAR	GP	GS	Min	Avg.	FGM	FGA	Pct.	3FGM	3FGA	Pct.	FTM	FTA	Pct.	Off	Def	Tot	Avg.	PF	Ast	TO	Blk	Stl	Pts	Avg.
*2022-23 (Fr.)	33	5	653	19.8	58	115	.504	21	50	.420	10	15	.667	29	67	96	2.9	55	28	33	1	34	147	4.5
*2023-24 (So.)	24	21	567	23.6	68	157	.433	19	60	.317	21	28	.750	19	59	78	3.3	52	39	22	2	28	176	7.3
*2024-25 (Jr.)	35	34	1052	30.1	169	385	.439	37	123	.301	114	142	.803	35	136	171	4.9	72	120	63	18	61	489	14.0
2025-26 (Sr.)	25	25	794	31.8	96	225	.427	46	120	.383	40	47	.851	22	99	121	4.8	61	110	47	7	51	278	11.1
Totals	117	85	3078	26.3	391	882	.443	123	353	.348	185	232	.797	105	361	466	4.0	240	298	165	28	174	1090	9.3

\*at Akron

Wildcats



47

W | FR.-FY



# ANDREJ KOSTIC

W | 6-6 | 210 | Fr.-FY | Belgrade, Serbia | Crvena zvezda Meridian bet Beograd

andrrejkostic

## SUPERLATIVES

	FR	SO	JR	SR	CAR
10+ Points	1	—	—	—	1
15+ Points	—	—	—	—	—
20+ Points	—	—	—	—	—
2+ 3FGM	3	—	—	—	3
5+ Rebounds	1	—	—	—	1
3+ Assists	2	—	—	—	2
Multiple Steals	1	—	—	—	1
2+ Blocks	—	—	—	—	—
Double-Doubles	—	—	—	—	—

## PERSONAL HIGHS

### ■ Points

Season	12 vs. Kansas (1/24/26)
Career	39 vs. Joker S (2/8/25)
Big 12	12 vs. Kansas (1/24/26)

### ■ Field Goals Made

Season	4 vs. Kansas (1/24/26)
Career	13 vs. Joker S (2/8/25)
Big 12	4 vs. Kansas (1/24/26)

### ■ Field Goals Attempted

Season	7, 3 times
Career	20 vs. Joker S (2/8/25)
Big 12	7, twice

### ■ 3-Point Field Goals Made

Season	4 vs. Kansas (1/24/26)
Career	8 vs. Joker S (2/8/25)
Big 12	4 vs. Kansas (1/24/26)

### ■ 3-Point Field Goals Attempted

Season	7 vs. Kansas (1/24/26)
Career	14 vs. Joker S (2/8/25)
Big 12	7 vs. Kansas (1/24/26)

### ■ Free Throws Made

Season	3 vs. UNC Greensboro (11/4/25)
Career	10 vs. Zlatibor (3/29/25)
Big 12	2 vs. Iowa State (2/1/26)

### ■ Free Throws Attempted

Season	4 vs. UNC Greensboro (11/4/25)
Career	12 vs. Zlatibor (3/29/25)
Big 12	2 vs. Iowa State (2/1/26)

### ■ Rebounds

Season	5 vs. UNC Greensboro (11/4/25)
Career	10 vs. Sloga KR (3/17/24)
Big 12	4 vs. Kansas (1/24/26)

### ■ Assists

Season	3, twice
Career	8 vs. Sloga KR (3/17/24)
Big 12	2, twice

### ■ Blocked Shots

Season	1, twice
Career	3 vs. Joker S. (2/8/25)
Big 12	1 at Arizona (1/7/26)

### ■ Steals

Season	3 vs. Iowa State (2/1/26)
Career	5 vs. NGT Belgrade (3/2/24)
Big 12	3 vs. Iowa State (2/1/26)

### ■ Minutes

Season	27 vs. Iowa State (2/1/26)
Career	36, twice
Big 12	27 vs. Iowa State (2/1/26)

## SEASON STATS

PPG	RPG	APG	FG%	3FG%	FT%
4.3	1.9	1.3	33.8	33.3	85.7

## KOSTIC AT A GLANCE

- Has come off the bench in 16 games, averaging 12.7 minutes per game... Played a season-high 27 minutes vs. No. 8/9 Iowa State (2/1/26).
- Has missed the last 3 games due to an injury in practice... Status is day-to-day.
- Has scored in 13 games, including a season-high 12 points vs. No. 19/19 Kansas (1/24/26), which came on a season-high 4 made 3-pointers... Also had 9 points vs. UNC Greensboro (11/4/25) and 8 points vs. No. 8/9 Iowa State (2/1/26).
- Played nearly 14 minutes in the win over Utah (1/20/26), posting 6 points on 2 made 3-pointers to go with 2 assists and 2 rebounds.
- Has gone 9-of-21 from 3-point range in the last 4 games after going 7-of-27 in the first 12 games played this season... Had a season-high 4 made 3-pointers vs. No. 19/19 Kansas (1/24/26).
- Grabbed a season-high 5 rebounds vs. UNC Greensboro (11/4/25), while he had 4 boards vs. No. 19/19 Kansas (1/24/26).
- Snagged a season-best 3 steals vs. No. 8/9 Iowa State (2/1/26).
- Twice dished out a season-high 3 assists (vs. Mississippi Valley, ULM).
- Considered one of the top prospects in Europe, earning all-tournament honors at the 2025 Adidas Eurocamp (May 31-June 2) in Treviso, Italy... The Adidas Eurocamp in the premier pre-draft scouting event for player ages 16-22.

## 2025-26 GAME-BY-GAME STATISTICS

Date	Opponent	GS	MIN	FG	3PT	FT	O	D	TR	PF	AST	TO	BLK	STL	PTS	+/-
Nov. 4	UNC GREENSBORO		17	2-7	2-4	3-4	2	3	5	0	0	4	0	0	9	9
Nov. 8	BELLARMINE		9	1-2	1-1	0-0	1	0	1	2	1	0	0	0	3	-1
Nov. 13	CALIFORNIA		9	2-4	0-2	0-0	1	0	1	0	0	1	1	1	4	8
Nov. 17	TULSA		10	2-5	1-3	0-0	0	2	2	0	2	0	0	0	5	-1
Nov. 20	vs. Mississippi State		16	2-6	2-5	1-1	1	1	2	1	2	0	0	0	7	8
Nov. 21	vs. Nebraska		2	0-2	0-2	0-0	0	0	0	0	0	0	0	0	0	-3
Nov. 25	@Indiana		10	1-2	0-0	0-0	2	0	2	2	1	1	0	0	2	8
Dec. 1	BOWLING GREEN		DNP													
Dec. 6	SETON HALL		DNP													
Dec. 8	MISSISSIPPI VALLEY		12	1-4	0-3	0-0	2	2	4	2	3	1	0	1	2	12
Dec. 13	@Creighton		DNP													
Dec. 20	SOUTH DAKOTA		14	2-5	1-3	0-0	0	1	1	3	2	0	0	1	5	-2
Dec. 28	ULM		8	1-4	0-2	0-0	1	2	3	1	3	1	0	0	2	1
Jan. 3	BYU*		DNP													
Jan. 7	@Arizona*		15	0-2	0-1	0-0	0	0	0	1	2	1	1	0	0	-10
Jan. 10	@Arizona State*		1	0-2	0-1	0-0	0	0	0	0	0	0	0	0	0	1
Jan. 14	UCF*		DNP													
Jan. 17	@Oklahoma State*		DNP													
Jan. 20	UTAH*		14	2-4	2-3	0-0	0	2	2	1	2	0	0	0	0	-5
Jan. 24	KANSAS*		23	4-7	4-7	0-0	0	4	4	1	0	1	0	1	12	-12
Jan. 27	@West Virginia*		19	1-5	1-5	0-0	0	2	2	2	1	1	0	0	3	9
Feb. 1	IOWA STATE*		27	2-7	2-6	2-2	0	2	2	4	1	1	0	3	8	-14
Feb. 7	@TCU*		DNP													
Feb. 11	CINCINNATI*		DNP													
Feb. 14	@Houston*		DNP													
Feb. 17	BAYLOR*															
Feb. 21	@Texas Tech*															
Feb. 25	@Colorado*															
Feb. 28	TCU*															
Mar. 3	WEST VIRGINIA*															
Mar. 7	@Kansas*															

## KOSTIC'S CAREER STATS

YEAR	GP	GS	Min	Avg.	FGM	FGA	Pct.	3FGM	3FGA	Pct.	FTM	FTA	Pct.	Off	Def	Tot	Avg.	PF	Ast	TO	Blk	Stl	Pts	Avg.
2022-23 (Age 15)	3	0	41	13.5	5	12	.417	3	9	.333	0	0	.000	3	6	9	3.0	8	4	2	0	1	13	4.3
2023-24 (Age 16)	10	7	237	23.7	57	123	.463	16	60	.267	36	49	.735	8	38	46	4.6	19	6	24	1	18	166	16.6
2024-25 (Age 17)	41	8	917	22.4	180	415	.434	91	249	.365	114	149	.765	4	98	102	2.5	62	105	97	8	24	565	13.8
2025-26 (Fr.)	16	0	203	12.7	23	68	.338	16	48	.333	6	7	.857	10	21	31	1.9	20	20	12	2	7	68	4.3
Totals	16	0	203	12.7	23	68	.338	16	48	.333	6	7	.857	10	21	31	1.9	20	20	12	2	7	68	4.3

\*played with several club teams, including Crvena zvezda Meridian bet Beograd

Wildcats



## K-STATE BROADCAST NOTES

**2025-26  
Record/Conf:**  
10-15/11-11 Big 12

**National  
Rankings:**  
nr / AP  
nr / Coaches

**Last Game:**  
Lost to 3/3 Houston,  
64-78  
Feb. 14, 2026

**Next Game:**  
Feb. 17, 2026  
vs. Baylor

**Interim  
Head Coach:**  
**Matthew Driscoll**  
(Slippery Rock '92)  
**KS:** 0-0 / 1st  
**CAR:** 248-264 / 17th

**Assistants**  
Jareem Dowling  
Rodney Perry  
Anthony Winchester  
Bill Peterson

**2025-26  
Schedule**

@Missouri, L 91-100^  
**Newman, W 112-90^**  
**UNCG, W 93-64**  
**Bellarmine, W 98-71**  
**California, W 99-96**  
**Tulsa, W 84-83**

vs. Miss. St., W 98-77  
vs. Nebraska, L 85-86  
@Indiana, W 86-69

**Bowling Green, L 66-82**  
**Seton Hall, L 67-78**  
**Miss. Valley, W 108-49**  
@Creighton, W 83-76

**South Dakota, W 106-76**  
**ULM, W 94-85**  
**BYU\*, L 73-83**

@Arizona\*, L 76-101  
@Arizona State\*, L 84-87  
**UCF\*, L 73-82**

@Okla. State\*, L 83-84  
**Utah\*, W 81-78**  
**Kansas\*, L 62-86**

@West Virginia\*, L 54-59  
**Iowa State\*, L 61-95**  
@TCU\*, L 82-84

**Cincinnati\*, L 62-91**  
@Houston\*, L 64-78  
**Baylor\***

@Texas Tech\*

@Colorado\*

**TCU\***

**West Virginia\***

@Kansas\*

^exhibition

\*Big 12



**ELIAS  
RAPIQUE**  
uh-LEE-us RUH-pee-ECK  
**W / Jr. / 6-9 / 225**  
Berlin, Germany  
[ALBA Berlin]



**ABDI  
BASHIR JR.**  
OBB-dee BUH-sheer  
**G / Jr. / 6-7 / 175**  
Omaha, Neb.  
[Monmouth]



**EXAVIER  
WILSON**  
**G / Fr. / 6-1 / 170**  
Columbia, Mo.  
[Father Tolton Catholic]



**C.J.  
JONES**  
**G / Jr. / 6-5 / 195**  
East St. Louis, Ill.  
[UIC]



**P.J.  
HAGGERTY**  
**WOODEN AWARD LIST**  
**G / Jr. / 6-4 / 195**  
Crosby, Texas  
[Memphis]




**MARCUS  
JOHNSON**  
**W / Sr. / 6-7 / 265**  
Akron, Ohio  
[Bowling Green]



**DAVID  
CASTILLO**  
**G / So. / 6-1 / 180**  
Bartlesville, Okla.  
[Sunrise Christian]



**MOBE  
IKEGWURUKA**  
EE-kay-gah-roo-KAY  
**G / Jr. / 6-6 / 220**  
Galway, Ireland  
[Ellsworth CC]



**TAJ  
MANNING**  
**W / Jr. / 6-7 / 230**  
Grandview, Mo.  
[La Lumiere Ind.]



**KHAMARI  
McGRIFF**  
Kuh-MAR-ee  
**W / Sr. / 6-9 / 230**  
Tallahassee, Fla.  
[UNC Wilmington]



**DORIN  
BUCA**  
DOOR-reen BOO-cah  
**C / Jr. / 7-2 / 254**  
Perugia, Italy  
[Aknern Libertas Livorno]



**STEPHEN  
OSEI**  
OH-say  
**W / So. / 6-10 / 200**  
Toronto, Ontario  
[Casper College [Wyo.]



**NATE  
JOHNSON**  
**G / Sr. / 6-3 / 215**  
Liberty Township, Ohio  
[Akron]



**ANDREJ  
KOSTIC**  
ANDRE (j is silent) COS-titch  
**W / Fr. / 6-6 / 210**  
Belgrade, Serbia  
[Crvena zvezda Me]

SEASON / CAREER STATS								
GP/GS	PPG	RPG	APG	SPG	FG%	3FG%	FT%	
24-25	62/11	5.7	2.8	1.6	0.9	43.3	26.7	61.5
Season	15/12	4.1	2.8	1.6	0.9	44.4	36.8	37.5
Big 12	—	—	—	—	—	—	—	—
Career	15/12	4.1	2.8	1.6	0.9	44.4	36.8	37.5

SEASON / CAREER STATS								
GP/GS	PPG	RPG	APG	SPG	FG%	3FG%	FT%	
24-25	33/32	20.1	2.6	2.2	0.5	37.7	38.3	86.8
Season	18/18	13.2	2.2	2.3	0.5	42.1	44.4	68.8
Big 12	—	—	—	—	—	—	—	—
Career	84/50	13.2	1.9	1.5	0.4	38.6	39.9	83.8

SEASON / CAREER STATS								
GP/GS	PPG	RPG	APG	SPG	FG%	3FG%	FT%	
24-25	—	—	—	—	—	—	—	—
Season	—	—	—	—	—	—	—	—
Big 12	—	—	—	—	—	—	—	—
Career	—	—	—	—	—	—	—	—

SEASON / CAREER STATS								
GP/GS	PPG	RPG	APG	SPG	FG%	3FG%	FT%	
24-25	33/9	5.7	1.7	1.5	0.5	40.7	30.9	67.4
Season	24/0	3.3	1.8	1.3	0.5	29.5	22.4	86.7
Big 12	—	—	—	—	—	—	—	—
Career	119/59	6.9	2.3	2.5	0.7	38.5	32.3	66.7

SEASON / CAREER STATS								
GP/GS	PPG	RPG	APG	SPG	FG%	3FG%	FT%	
24-25	35/35	21.7	5.8	3.7	1.8	47.6	36.4	81.8
Season	25/25	23.3	5.1	4.0	1.2	48.5	36.1	70.2
Big 12	—	—	—	—	—	—	—	—
Career	97/91	20.8	5.2	3.7	1.6	48.4	34.2	77.1

SEASON / CAREER STATS								
GP/GS	PPG	RPG	APG	SPG	FG%	3FG%	FT%	
24-25	32/32	16.2	5.0	1.8	0.9	43.0	39.4	89.8
Season	11/0	2.4	1.2	0.5	0.0	27.6	30.8	100.0
Big 12	—	—	—	—	—	—	—	—
Career	99/86	16.7	5.8	2.0	1.1	45.8	40.5	87.3

SEASON / CAREER STATS								
GP/GS	PPG	RPG	APG	SPG	FG%	3FG%	FT%	
24-25	32/2	2.4	0.6	0.8	0.4	22.1	25.4	88.0
Season	25/9	11.4	2.3	1.8	0.3	42.9	38.3	81.1
Big 12	—	—	—	—	—	—	—	—
Career	57/11	6.4	1.3	1.2	0.4	37.3	34.0	83.9

SEASON / CAREER STATS								
GP/GS	PPG	RPG	APG	SPG	FG%	3FG%	FT%	
24-25	24/0	2.1	2.4	0.1	0.6	60.0	—	52.9
Season	10/1	1.9	2.0	0.4	0.8	57.1	—	50.0
Big 12	—	—	—	—	—	—	—	—
Career	34/1	2.1	2.3	0.2	0.6	59.2	—	52.2

SEASON / CAREER STATS								
GP/GS	PPG	RPG	APG	SPG	FG%	3FG%	FT%	
24-25	8/0	0.8	0.8	0.0	0.1	50.0	50.0	—
Season	23/10	3.7	4.7	1.0	0.7	49.3	17.4	73.7
Big 12	—	—	—	—	—	—	—	—
Career	45/11	2.3	2.9	0.5	0.4	50.6	23.3	65.4

SEASON / CAREER STATS								
GP/GS	PPG	RPG	APG	BPG	FG%	3FG%	FT%	
24-25	34/12	11.5	4.0	0.7	0.4	65.1	66.7	69.3
Season	21/21	9.5	4.1	1.2	1.1	73.2	20.0	68.0
Big 12	—	—	—	—	—	—	—	—
Career	106/63	7.0	3.3	0.6	0.9	69.2	37.5	67.6

SEASON / CAREER STATS								
GP/GS	PPG	RPG	APG	BPG	FG%	3FG%	FT%	
24-25	43/12	5.6	5.3	0.2	1.2	60.8	—	49.4
Season	24/4	3.4	3.6	0.6	1.4	50.0	20.0	53.3
Big 12	—	—	—	—	—	—	—	—
Career	24/4	3.4	3.6	0.6	1.4	50.0	20.0	53.3

SEASON / CAREER STATS								
GP/GS	PPG	RPG	APG	SPG	FG%	3FG%	FT%	
24-25	26/25	11.0	7.0	0.8	0.2	63.8	—	68.6
Season	3/0	0.7	1.0	0.0	0.0	33.3	—	—
Big 12	—	—	—	—	—	—	—	—
Career	3/0	0.7	1.0	0.0	0.0	33.3	—	—

SEASON / CAREER STATS								
GP/GS	PPG	RPG	APG	SPG	FG%	3FG%	FT%	
24-25	35/34	14.0	4.9	3.4	1.7	43.9	30.1	80.3
Season	25/25	11.1	4.8	4.4	2.0	42.7	38.3	85.1
Big 12	—	—	—	—	—	—	—	—
Career	117/85	9.3	4.0	2.5	1.5	44.3	34.8	79.7

SEASON / CAREER STATS								
GP/GS	PPG	RPG	APG	SPG	FG%	3FG%	FT%	
24-25	41/8	13.8	2.5	2.6	0.6	43.4	36.5	76.5
Season	16/0	4.3	1.9	1.3	0.4	33.8	33.3	85.7
Big 12	—	—	—	—	—	—	—	—
Career	16/0	4.3	1.9	1.3	0.4	33.8	33.3	85.7

CAREER-HIGHS		
PTS	27	2/15/25 vs. ETE Miners
REB	12	3/1/25 vs. Berlin Braves
AST	11	3/1/25 vs. Berlin Braves
STL	7	twice
MIN	36	5/3/25 vs. Paderborn

CAREER-HIGHS		
PTS	38	11/15/24 at Rutgers
REB	6	twice
AST	7	2/13/25 at Stony Brook
STL	3	11/21/24 vs. YSU
MIN	48	1/30/25 vs. Drexel

CAREER-HIGHS		
PTS	—	—
REB	—	—
AST	—	—
STL	—	—
MIN	—	—

CAREER-HIGHS		
PTS	25	1/13/24 vs. Bradley
REB	7	11/4/25 vs. UNCG
AST	14	2/28/24 vs. Drake
STL	5	11/11/22 vs. Loyola
MIN	47	3/7/24 vs. So. Illinois

CAREER-HIGHS		
PTS	42	3/14/25 vs. Wichita St.
REB	10	3 times
AST	11	11/8/25 vs. Bellarmine
STL	7	12/4/24 vs. La. Tech
MIN	44	12/14/24 at Clemson

CAREER-HIGHS		
PTS	34	2/3/24 vs. W.V. State
REB	15	1/10/24 vs. Fairmont St.
AST	9	12/2/23 at W.V. Wesleyan
STL	4	6 times
MIN	44	3/6/24 vs. Notre Dame

CAREER-HIGHS		
PTS	22	12/1/25 vs. Bowling Green
REB	5	4 times
AST	5	twice
STL	2	3 times
MIN	40	2/7/26 at TCU

CAREER-HIGHS		
PTS	8	1/29/25 vs. Okla. St.
REB	7	3 times
AST	2	11/4/25 vs. UNCG
STL	3	twice
MIN	34	twice

CAREER-HIGHS		
PTS	10	twice
REB	9	twice
AST	4	2/11/26 vs. Cincinnati
STL	3	twice
MIN	35	1/20/26 vs. Utah

CAREER-HIGHS		
PTS	34	12/14/24 at Howard
REB	12	11/8/24 vs. Ga. South.
AST	3	twice
BLK	4	4 times
MIN	33	1/14/26 vs. UCF

CAREER-HIGHS		
PTS	15	3/8/25 vs. Piazenza
REB	12	twice
AST	3	2/19/25 vs. Brindisi
BLK	5	twice
MIN	33	3/23/25 vs. Cento

CAREER-HIGHS		
PTS	23	twice
REB	14	11/16/24