





## MEDIA SCHEDULE - ARMY

MONDAY	1	TUESDAY	2	WEDNESDAY	3	THURSDAY	4	FRIDAY	5	SATURDAY	6	SUNDAY	7
<b>Press Conference</b> 12 p.m. – Lunch 12:30 p.m. – Coach Klieman 1 p.m. – Players  <b>Media Download</b> Video and audio files of Coach Klieman's press conference will be available for media download at approximately 2 p.m. Contact Ryan Lackey for access.		No Media Availability		No Media Availability		<b>Coordinator Media Availability</b> 1 p.m.  <b>Media Download</b> Video and audio files of both coordinator media sessions will be available for media download at approximately 3:30 p.m. Contact Ryan Lackey for access.		No Media Availability		<b>Game 3</b> Army at K-State 6 p.m. ESPN Bill Snyder Family Stadium Manhattan, Kan.  <b>Postgame</b> Coach Klieman and players in team theatre		<b>No Media Availability</b>  K-State's game notes for the Arizona game will be available on Monday, September 8 at 12 p.m.	

## K-STATE ATHLETICS COMMUNICATIONS



### RYAN LACKEY

#### Associate AD/Communications

Primary Contact/Assistants & Players Requests

Cell ..... 785-587-7865

Email ..... rlackey@kstatesports.com

Twitter ..... @rlackey84



### KENNY LANNOU

#### Executive Associate A.D./Communications

Coach Klieman Requests

Cell ..... 785-587-7867

Email ..... klannou@kstatesports.com

Twitter ..... @KennyLannou



### MANDI MCKINLEY

#### ADMINISTRATIVE ASST./COMMUNICATIONS

Credentials

Office ..... 785-532-6735

Email ..... mmckinley@kstatesports.com

## CREDENTIALS

Media outlets interested in covering Kansas State football on either a season or individual-game basis are requested to submit all applications for credentials through the K-State Athletics Communications football credential application website at [www.k-statesports.com/media](http://www.k-statesports.com/media). K-State is unable to process written requests for football credentials. Please be sure and review the department's credential policies on page 226 of the 2025 K-State Football Media Guide.

Due to inconsistent mail delivery service on tight deadlines, media passes generally will not be mailed. If this is the case, passes may be picked up at a location to be determined by the K-State Athletics Communications Office. Individuals picking up credentials will be required to furnish positive identification.

Admission to the press level is for working media only. Only those media with official K-State credentials will be admitted. Friends, spouses, children under the age of 16 and non-workers are not welcome in the press area.

Only two field access credentials will be allowed per media outlet for each game.

## WEEKLY MEDIA AVAILABILITY

**Mondays:** Head coach **Chris Klieman** hosts a weekly news conference in the Steel & Pipe Team Theatre of the Vanier Family Football Complex. Lunch will be served at noon followed by Klieman's press conference at 12:30 p.m. Requested players are available from 1 p.m., to 1:30 p.m. **Player requests must be submitted to Ryan Lackey by 3 p.m., on Sundays.**

**Thursdays:** Offensive coordinator **Matt Wells** and defensive coordinator **Joe Klanderman** will hold interviews for 10 minutes apiece beginning at 1 p.m. These will take place in the Steel & Pipe Team Theatre at the Vanier Family Football Complex. *There is no coordinator availability on bye weeks.*

## PRESS CONFERENCE VIDEO

Broadcast-quality video and audio files of press conferences on Monday and Thursday will be available for download in the afternoons on those respective days. Please contact Ryan Lackey for download instructions.

## POSTGAME INTERVIEWS

K-State's locker room is closed. Media will be asked to submit a list of player requests to Ryan Lackey at the start of the fourth quarter. During home games, Coach Klieman will address the media in the Steel & Pipe Team Theatre on the third floor of the Vanier Family Football Complex, followed by the requested players. To get to the theater, proceed to the concourse and walk toward the Vanier Family Football Complex. Enter the first set of double doors and take an immediate left into the theater. On the road, these interviews will take place either in the designated visiting interview area or outside the visiting locker room.



## COLLEGE PRESSBOX

collegepressbox is the official media website for Division I football. Access and download game notes, quotes, statistics, media guides, headshots, logos and more for all FBS schools, conferences, postseason games, awards and the College Football Playoff. For access, please register for an account at [www.collegepressbox.com/register](http://www.collegepressbox.com/register).

## FIND BIG 12 CONTENT ON ESPN+

Most K-State and Big 12 athletic events, home and away – including men's basketball, women's basketball, volleyball, soccer, baseball, and select football games – are available on ESPN+, the direct-to-consumer sports streaming service. Fans can sign up for ESPN+ at [plus.espn.com](http://plus.espn.com), with monthly, annual, and bundle options available. No minimum contract is required, cancel anytime.



## CHRIS KLIEMAN SHOW

Featuring the head coach of the Wildcats with the Voice of the Wildcats Wyatt Thompson, the Chris Klieman Show looks ahead to the coming week, while also taking questions in front of a live audience at Powercat Sports Grill in Manhattan. The show will be held every Wednesday during the season from 7-8 p.m., with the exception of August 21, November 6 and November 27. The show will air on Facebook Live and many of the K-State Sports Network affiliates, and it will also be available on demand on ESPN+ beginning at 11 a.m. CT each Friday.

## 2025 RADIO AFFILIATES

MARKET	CALL LETTERS	FREQUENCY
Beloit .....	KSVS .....	1190 AM/105.5 FM/102.9 FM
Chanute .....	KINZ .....	95.3 FM
Clay Center .....	KCLY .....	100.9 FM
Coffeyville .....	KGGF .....	690 AM
Colby/Goodland .....	KRDQ .....	100.3 FM
Concordia .....	KNCK .....	1390 AM/98.3 FM
Dodge City .....	KAHE .....	95.5 FM
Emporia .....	KVOE .....	101.7 FM
Great Bend .....	KZRS .....	107.9 FM
Hays/Ness City .....	KKDT .....	93.5 FM
Hiawatha .....	KNZA .....	103.9 FM
Hutchinson/Wichita .....	KHMY .....	93.1 FM
Junction City .....	KJCK .....	1420 AM/107.9 FM
Kansas City .....	KCSP .....	610 AM
Manhattan .....	KMAN .....	1350 AM/93.3 FM/93.7 FM
Manhattan .....	KMKF .....	101.5 FM
Marysville .....	KNDY .....	1570 AM/94.1 FM
Medicine Lodge .....	KQZQ .....	98.3 FM
Norton .....	KQNK .....	106.7 FM
Phillipsburg .....	KKAN .....	1490 AM
Phillipsburg .....	KQMA .....	92.5 FM
Pittsburg .....	KSEK .....	1340 AM/107.9 FM
Salina .....	KSAL .....	1150 AM/106.7 FM
Scott City .....	KSCL .....	94.5 FM
Seneca .....	KMZA .....	92.1 FM
Topeka .....	WIBW .....	580 AM/104.9 FM
Wichita .....	KFH .....	1240 AM/97.5 FM
Winfield .....	KWLS .....	107.9 FM



## RECENT RALLY

- Last week's 38-35 triumph over North Dakota marked the fifth come-from-behind victory since the beginning of 2024 when trailing in the fourth quarter.
- It represented K-State's first game-winning touchdown with under 1:00 left in regulation since Skylar Thompson connected with Isaiah Zuber on the final play in a home game against Iowa State in 2017.
- Kansas State totaled 461 offensive yards against the Fighting Hawks, the 34th time in the last 41 games dating back to the beginning of the 2022 season that the Wildcats have totaled at least 375 yards.
- K-State is 27-7 when totaling at least 375 offensive yards since 2022.

## NON-CONFERENCE NOTABLES

- Since 1990, K-State holds a 102-20 (83.6%) record in regular-season non-conference games.
- That stretch includes an 85-9 (90.4%) mark at home. Over that period of time, the Wildcats have had perfect regular season non-conference ledgers 18 times and unblemished marks at home on 26 occasions.

## CATS vs. SERVICE ACADEMIES

- Saturday marks the seventh time in program history the Wildcats will face one of the three services academies – Air Force, Army and Navy – while it will be just the third time in Manhattan.
- K-State has lost both its meetings to Army, including a 41-14 defeat in Manhattan in 1987, which is the last time the Wildcats hosted a service academy.
- The Wildcats are 3-0 all-time against Air Force, including a 34-21 home victory in 1978.
- Kansas State's only meeting against Navy came in the 2019 Liberty Bowl, a 20-17 loss.

## CATS vs. THE AMERICAN

- Saturday's contest is the 45th time that K-State will face a current member of the American, as the Wildcats are 25-18-1 against the conference.
- This is the second-straight year that K-State will face an American team as the Wildcats won at Tulane, 34-27, last year on September 7.

## TOWARD THE TOP IN CONSISTENCY

- K-State is one of only 10 Power 4 schools that have won at least nine games in each of the last three seasons, joining Alabama, Clemson, Georgia, LSU, Notre Dame, Ohio State, Oregon, Penn State and Tennessee.
- Among those teams, only Kansas State, Alabama, Clemson, Georgia and Oregon have accomplished that feat in addition to winning a conference championship during that timeframe.
- The Wildcats rank 15th among Power 4 teams and are tops among current Big 12 programs with 29 total wins over the last three seasons.

## AMONG THE NATION'S BEST

- K-State has a total of 232 victories since 1996, which is tied for 21st nationally.
- Among active Big 12 teams, the Wildcats rank fourth behind BYU (240), TCU (238) and Utah (234).

## A WINNING TRADITION

- Kansas State has totaled 144 Big 12 victories since the conference's formation in 1996, which stands as the most among active Big 12 programs.
- The Cats are also second among active Big 12 members in winning percentage since non-divisional play began in 2011. They sit at 59.1% (75-52), trailing only Oklahoma State (61.1%; 77-49).
- During that stretch, the Wildcats are 42-21 (66.7%) at home in Big 12 play and 33-31 (51.6%) on the road/neutral.

### ALL-TIME BIG 12 VICTORIES (AMONG TEAMS IN THE LEAGUE AT LEAST 13 YEARS)

Rk.	School	Wins
1.	K-State	144
2.	Oklahoma State	132
3.	Texas Tech	118
4.	Iowa State	90
5.	Baylor	87
6.	Colorado*	67
7.	TCU*	65
8.	West Virginia*	58
9.	Kansas	54

\* Rejoined the Big 12 in 2024 after being a member 1996-2010; \* Joined Big 12 prior to 2012

## RETURNING EXPERIENCE

- The 2025 Wildcats are tied for sixth in most returning letter-winners since 2003 with 45, which is impressive considering the roster limits that took effect over the summer.
- Among the group, K-State returns 13 starters from last season – which is tied for 10th in the nation – while its 15 returning starters from the Rate Bowl are tied for seventh in the nation.

### RETURNING STARTERS FROM 2024

Rk.	School	Returning Starters
T1.	Arizona State/Clemson/Illinois/Penn State	16
T5.	Alabama/Boise State/Duke/San Diego State/Texas A&M	15
T10.	K-State	13

Tied with Baylor, Florida, Georgia, Hawai'i, Michigan and Navy

## STATE PRIDE

- Of the 13 returning starters, seven hail from the state of Kansas.
- On offense, the Kansans are quarterback **Avery Johnson** (Wichita), running back **Dylan Edwards** (Derby) and offensive linemen **Taylor Poirier** (Kansas City) and **Sam Hecht** (Shawnee).
- Defensively, the list includes defensive tackle **Damian Ilalio** (Manhattan), linebacker **Des Purnell** (Topeka) and defensive end **Cody Stufflebean** (McPherson).

## NOCTURNAL CATS

- Kansas State played nine night games a year ago – going 6-3 in those contests – and the Wildcats begin the season with each of their first four games kicking off at 5 p.m. local time or later.
- The season opener against Iowa State kicked off at 5 p.m. (Irish Standard Time), while K-State's first two home games each kick off at 6 p.m. (Central Time). Then, the Wildcats travel to face Arizona in a game that will kick off at 6 p.m. (Mountain Standard Time).
- Last season was the first time that K-State played nine night games during the regular season in the Big 12 era (1996).

## WILDCATS WHEN...

Overall.....	1-1
Big 12.....	0-1
Non-conference record .....	1-0
Home .....	1-0
Away .....	0-0
Neutral.....	0-1
Current streak.....	Won 1
Current home streak.....	Won 2
Current road/neutral streak.....	Lost 1
Last win .....	38-35 vs. North Dakota (8/30/25)
Last loss .....	21-24 vs. Iowa State (8/23/25)

Day game.....	0-0
Night game.....	1-1

### Game on:

ESPN.....	0-1
ESPN+ .....	1-0
FOX.....	0-0

August .....	1-1
September .....	0-0
October .....	0-0
November .....	0-0
December.....	0-0
vs. top-25 teams (AP).....	0-1
vs. non-ranked teams (AP).....	1-0
On artificial surface.....	1-0
On natural grass.....	0-1

Scoring first.....	1-0
Opponent scores first .....	0-1
Leading after 1st quarter .....	1-0
Behind after 1st quarter.....	0-1
Tied after 1st quarter .....	0-0
Leading at halftime.....	0-0
Behind at halftime .....	1-0
Tied at halftime.....	0-1
Leading after 3rd quarter .....	1-0
Behind after 3rd quarter .....	0-1
Tied after 3rd quarter.....	0-0
Overtime.....	0-0

Scoring 20 points or less.....	0-0
Scoring 20+ points .....	1-1
Scoring 30+ points .....	1-0
Allowing 21 points or less .....	0-0
Allowing 10 points or less .....	0-0

With 100-yard rusher.....	0-0
Allow 100-yard rusher.....	0-0
With 300-yard passer.....	1-0
Allow 300-yard passer.....	0-0
Outgain opponent.....	1-1
Total offense + 400 yards.....	1-0
Allow + 400 yards total offense.....	0-0

No turnovers .....	0-0
Less than three turnovers.....	1-1
Three or more turnovers.....	0-0
No takeaways.....	0-0
Three or more takeaways .....	0-0
Fewer turnovers gained .....	0-0
Equal turnovers gained .....	1-1
More turnovers gained.....	0-0
Control time of possession .....	0-0
Opponent controls time of possession.....	1-1





## NATIONAL RANKINGS

### Associated Press Top 25 (Week 2)

1. Ohio State (55) .....	1-0	1636
2. Penn State (7) .....	1-0	1558
3. LSU (3) .....	1-0	1514
4. Georgia .....	1-0	1410
5. Miami .....	1-0	1360
6. Oregon (1) .....	1-0	1302
7. Texas .....	0-1	1293
8. Clemson .....	0-1	1135
9. Notre Dame .....	0-1	1068
10. South Carolina .....	1-0	882
11. Illinois .....	1-0	855
12. Arizona State .....	1-0	850
13. Florida .....	1-0	737
14. Florida State .....	1-0	705
15. Michigan .....	1-0	686
16. Iowa State .....	2-0	566
17. SMU .....	1-0	561
18. Oklahoma .....	1-0	519
19. Texas A&M .....	1-0	424
20. Ole Miss .....	1-0	393
21. Alabama .....	0-1	360
22. Tennessee .....	1-0	339
23. Indiana .....	1-0	257
24. Texas Tech .....	1-0	247
25. Utah .....	1-0	227

### OTHER BIG 12 RECEIVING VOTES:

BYU 102, TCU 49, **Kansas State 7**, Baylor 2.

### US LBM Coaches' Poll (Week 2)

1. Ohio State (59) .....	1-0	1666
2. Penn State (6) .....	1-0	1574
3. Georgia (1) .....	1-0	1518
4. LSU (1) .....	1-0	1469
5. Oregon .....	1-0	1381
6. Texas .....	0-1	1339
7. Miami .....	1-0	1304
8. Clemson .....	0-1	1067
9. Notre Dame .....	0-1	1038
10. Arizona State .....	1-0	957
11. South Carolina .....	1-0	915
12. Illinois .....	1-0	909
13. Michigan .....	1-0	725
14. Ole Miss .....	1-0	668
15. Florida .....	1-0	638
16. SMU .....	1-0	602
17. Tennessee .....	1-0	563
18. Iowa State .....	2-0	518
19. Florida State .....	1-0	491
20. Alabama .....	0-1	390
21. Indiana .....	1-0	369
22. Texas A&M .....	1-0	363
23. Texas Tech .....	1-0	253
24. Oklahoma .....	1-0	251
25. BYU .....	1-0	163

### OTHER BIG 12 RECEIVING VOTES:

Utah 117, **Kansas State 79**, TCU 33, Kansas 4.

### THE LAST TIME KANSAS STATE WAS...

**Ranked in CFP Poll:** 11/26/2024 (24th)

**Ranked in AP Top 25:** 2025 Preseason (17th)

**Ranked in US LBM Coaches Poll:** 2025 Preseason (20th)

**Not Ranked but RV in AP Poll:** 9/2/25

**Not Ranked but RV in Coaches' Poll:** 9/2/25

## A TRACK RECORD OF WINNING

• A proven winner with a championship history, **Chris Klieman** holds a 121-42 career record, as his 74.2% career winning percentage ranks fourth among current FBS coaches that have completed at least 10 seasons. He is also one of just 16 current Power 4 head coaches with at least 100 career victories.

• Klieman, who is 49-29 since arriving at K-State, has led the Cats to five victories over teams ranked in the top 10 of the AP Top 25, the most of any active Big 12 program since 2019.

### WINNING % BY ACTIVE FBS COACHES\*

Rk.	Coach	Current School	Pct.
1.	Kalen DeBoer	Alabama	87.0%
2.	Kirby Smart	Georgia	84.8%
3.	Dabo Swinney	Clemson	78.9%
4.	<b>Chris Klieman</b>	<b>K-State</b>	<b>74.2%</b>
5.	Brian Kelly	LSU	73.1%

\* Among coaches that have led programs for at least 10 seasons

## CARDIAC CATS

• K-State earned four come-from-behind wins in 2024 when trailing in the fourth quarter – which tied for the second most in the country (Illinois, 5) – and the Cats added another one in 2025.

• The Wildcats' four wins last season when trailing in the fourth quarter tied the school record originally set by the 2011 squad.

• At Tulane, a **Dylan Edwards** touchdown run and a **Jack Fabris** fumble return erased a 27-20 deficit in a 34-27 win.

• At Colorado, a 50-yard touchdown pass from **Avery Johnson** to **Jayce Brown** with 2:14 remaining swung a 28-24 deficit to a 31-28 victory in the Buffaloes' lone home loss of the season.

• K-State trailed Kansas, 27-26, until **Chris Tennant**'s 51-yard field goal with 1:42 left earned the Wildcats a 29-27 win.

• The Wildcats recorded their largest bowl come-from-behind victory in the 2024 Rate Bowl as they trailed Rutgers by 17 points in the third quarter and by 12 points in the fourth quarter before a 44-41 victory.

• In last week's home opener against North Dakota, the Wildcats trailed, 35-31, with 1:33 remaining and needed to go 81 yards for a touchdown. **Avery Johnson** connected with **Joe Jackson** on a six-yard touchdown pass with 0:42 left for the win. It was the first game-winning touchdown with less than 1:00 remaining in regulation since a Skylar Thompson-to-Isaiah Zuber pass on the final play of the game against Iowa State in 2017.

## CATS TOPS IN NON-OFFENSIVE TDs

• K-State is the nation's best in non-offensive touchdowns over the last 25-plus seasons as it has 135 since 1999, nine more than the next closest team (Alabama – 126) and 17 more than the next Big 12 program (Utah – 118).

• K-State recorded four non-offensive scores during the 2024 season, its most since also recording four in 2020.

• The four non-offensive scores a year ago were: a Ty Bowman blocked punt against UT Martin that was returned for a score by **Colby McCalister**, a 60-yard fumble return by **Jack Fabris** at Tulane, a 71-yard punt return by **Dylan Edwards** against Arizona, and a 43-yard interception return by Marques Sigle at West Virginia.

### NON-OFFENSIVE TDs SINCE 1999

Rk.	School	Non-Offensive TDs
1.	<b>K-State</b>	<b>135</b>
2.	Alabama	126
3.	Virginia Tech	120
4.	Utah	118
5.	Texas	116

Of the 135 non-offensive scores since 1999, 46 have been punt returns, 42 interception returns, 33 kickoff returns, 12 fumble returns and 2 missed/blocked field goal returns

## OFFENSIVE NOTES WELLS LEADING THE CHARGE

• After spending the 2024 season coaching the K-State quarterbacks and serving as co-offensive coordinator, associate head coach **Matt Wells** is now the full-time play caller in 2025.

• All Wells did during his first season on staff was tutor **Avery Johnson** to a school-record 25 touchdown passes, while his sophomore signal caller ranked fifth in school history in passing yards (2,985) and completions (238).

• Wells and Johnson helped guide a K-State offense that finished in the top 15 nationally in four categories and in the top 10 of school history in 15 game or season categories.

## TOTAL OFFENSE

• K-State has totaled at least 375 yards of offense in 34 of the last 42 games dating back to the beginning of the 2022 season.

• The 34 games with at least 375 yards are tied for fourth among Power 4 programs and second among Big 12 schools. Georgia leads the way with 37, followed by Oregon and USC with 35, while LSU, TCU, Texas and Washington are also at 34.

• During that stretch, K-State holds a 27-7 record when totaling at least 375 yards, while the Wildcats are 2-6 when going under that mark.

## RED ZONE SUCCESS

• Since **Chris Klieman**'s first season at K-State in 2019, the Wildcats have been the best in the Big 12 in terms of converting red-zone opportunities into points.

• The Wildcats rank first in the Big 12 with an 89.8% (274-of-305) success rate in the red zone since 2019, just ahead of both Texas Tech (88.1%) and Oklahoma State (87.7%).

• K-State also ranks first in the league in touchdown success rate at 67.2% (205-of-305), ahead of Kansas (66.3%) and Utah (65.0%).

## RED ZONE THREATS

• Kansas State's tight end unit combined for 13 touchdown receptions in 2024, which led the nation.

• The 13 touchdowns came from four different players who are all back in 2025 in **Garrett Oakley** (5), **Will Anciaux** (3), **Will Swanson** (3) and **Brayden Loftin** (2).

### TOUCHDOWN RECEPTIONS BY TIGHT ENDS (2024)

Rk.	School	TDs by TEs
1.	<b>K-State</b>	<b>13</b>
T2.	Bowling Green/Utah/UTSA	12
T5.	Boston College/Penn State	11

## GROUND AND POUND

• K-State finished the 2024 season ranking 11th nationally by averaging 215.5 rushing yards per game, while the Cats were second in the country by averaging a school-record 6.08 rushing yards per carry.

• The Cats rushed for at least 200 yards in eight games last year, the most in the Big 12 and the second most among Power 4 schools.

• The average was driven by 95 rushes of at least 10 yards to rank seventh in the nation, while K-State's 34 rushing plays of 20 or more yards last season ranked second (UNLV, 36).

### 200-YARD RUSHING GAMES (2024; POWER 4 ONLY)

Rk.	School	Games
1.	Penn State	10
T2.	<b>K-State</b>	<b>8</b>
	Iowa	8
	Notre Dame	8
T5.	Arizona State	7
	Tennessee	7



## NEW – BUT EXPERIENCED – OL

- Kansas State brought back seven offensive linemen who have seen playing time in a Wildcat uniform prior to the start of 2025 but only three that earned starts. However, K-State is not void of experience thanks to the addition of a few transfers.
- The Wildcats' six primary offensive linemen in the first two games have totaled 168 games played and 54 starts, led by left guard **Taylor Poirier** (33 games, 18 starts).
- The other primary linemen to open the 2025 season are center **Sam Hecht** (32 games, 15 starts), right guard **JB Nelson** (33 games, 9 starts), tackle/guard **Andrew Leingang** (29 games, 4 starts), left tackle **John Pastore** (12 games, 2 start) and tackle **Terrence Enos Jr.** (29 games, 6 starts).

## VERY EFFICIENT

- Quarterback **Avery Johnson** had one of his better outputs in terms of efficiency in the season opener, completing 70.0% of his passes and producing a 168.4 pass efficiency rating.
- Johnson went 21-of-30 for 273 yards with two touchdowns and no interceptions against Iowa State. His 70.0% completion clip was a career best (minimum 10 attempts), bettering his 66.7% mark in last year's season opener against UT Martin. His pass efficiency rating was the second highest of his career, only to be outdone by a 186.0 mark last year at West Virginia.

## THROWING FOR 300

- **Avery Johnson** backed his season-opening performance up with the first 300-yard passing game of his career as he threw for 318 yards and a career-high tying three touchdowns on 28-of-43 aim against North Dakota. His completion and attempt totals were also a career high.
- It was the 46th 300-yard passing game in school history and the first since Will Howard went for 327 during an overtime contest at Texas in 2023.

## MULTIPLE TD PASSES

- **Avery Johnson** has thrown multiple touchdown passes in each of the last five games dating back to last year, which includes a career-high tying three last year against Iowa State and Rutgers and last week against North Dakota.
- It is the longest streak of games with multiple touchdown passes since Will Howard held a five-game streak in 2023 against TCU, Houston, Texas, Baylor and Kansas.
- A product of Wichita, Kansas, Johnson is looking to become the first K-State signal caller with multiple touchdown passes in at least six games since Josh Freeman had a seven-game streak over the final three games of 2007 (vs. Nebraska, Missouri, Fresno State) and the first four games of 2008 (vs. North Texas, Montana State, Louisville, Louisiana).

## WINNING FROM A YOUNG AGE

- Despite only starting 16 career games, **Avery Johnson** has led the Wildcats to 11 wins to rank 11th in school history in wins among K-State signal callers since 1990.
- Additionally, his 68.8% winning percentage ranks eighth among those that have started at least 10 games.

## FAVORITE TARGET

- **Avery Johnson's** favorite target to open the 2025 season has been wide receiver **Jayce Brown**, who has 16 receptions for 187 yards and two touchdowns over the first two games.
- Brown hauled in 12 catches against North Dakota, which tied for the seventh-most catches in a single game in school history, doubled his previous career high of six (last year at Colorado)

and were the most by a Wildcat since Tyler Lockett had 13 in the final game of his career in the 2014 Alamo Bowl vs. UCLA.

- A native of Fort Walton Beach, Florida, Brown produced the third 100-yard receiving game of his career against the Fighting Hawks, going for 109 yards.
- He has at least 100 scrimmage yards in each of the last four games dating back to last season after only one such performance in the first 21 games of his career.

## CATCH STREAK

- **Jayce Brown** has recorded at least one reception in each of the last 23 games dating back to the 2023 Texas Tech contest.
- It is the longest streak of games with at least one reception by a Wildcat since Phillip Brooks went 25-straight games with a reception over the 2022 and 2023 seasons.

## DEFENSIVE NOTES CONTINUITY ON THE STAFF

- Each of the Wildcats' full-time coaches on the defensive side of the ball have been the same since 2020, as Kansas State and Iowa are the only two programs in the country to lay that claim.
- However, Iowa utilizes four positional coaches on defense, whereas K-State employs five.
- Safeties coach **Joe Klanderman** was promoted to defensive coordinator in 2020, the same year that cornerbacks coach **Van Malone** was elevated to assistant head coach and **Steve Stanard** joined the staff to coach the linebackers. Defensive tackles coach **Mike Tuiaosopo** and defensive ends coach **Buddy Wyatt** – along with Klanderman and Malone – were members of **Chris Klieman's** original staff at K-State in 2019.

## LIMITED POINTS PER GAME

- Since the 2021 season (55 games), the Cats are allowing just 22.1 points per game, which ranks 24th nationally and third among current Big 12 teams.
- Additionally, the Cats have allowed 139 offensive touchdowns (2.5 per game) over that time to tie for 27th in the nation.
- The Wildcats have finished each of the three previous seasons allowing less than 24.0 points per game, their longest streak since going 13-straight years from 1991 through 2003.
- Since head coach **Chris Klieman's** first year of 2019, the Wildcats have held 42 of their 54 Big 12 opponents under their season average at the time it faces the Wildcats (excluding 2025 season opener against Iowa State).

## NONE OVER 200

- Kansas State did not allow a team to rush for 200 or more yards in any game last season, the first time the Wildcats accomplished that feat since 2016.
- They have continued that trend in 2025 as Iowa State only managed 130 rushing yards on 46 attempts (2.82-yard average) and North Dakota had 102 yards on 33 carries (3.09-yard average).
- K-State was one of only two Big 12 teams to not allow a 200-yard rushing game in 2024 (Arizona State).
- The Wildcats yielded minus-29 rushing yards last year at Colorado, which was the third fewest in school history, the second fewest allowed by an FBS team in 2024 and the fewest allowed in a Big 12 game since 2006.

## WILDCATS IN THE NFL

With the first week of the NFL season coming up next week, Kansas State currently has 18 players on NFL rosters. Of the 18, there are 10 on offense and eight on defense.



The longest-tenured former Wildcats are **Tyler Lockett** and **Cornelius Lucas** as both are entering their 11th season, but both are playing with new teams. Lockett is now with the Tennessee Titans after spending the first 10 seasons of his career with the Seattle Seahawks, while Lucas will suit up for the Cleveland Browns after spending the last five seasons with the Washington Commanders.

Four players from last year's roster are now on NFL teams, including third-round pick **Jacob Parrish** (Tampa Bay) and fifth-round selections **DJ Giddens** (Indianapolis) and **Marques Sigle** (San Francisco).

Name	Team	Pos.	Exp.
Felix Anudike-Uzomah <sup>^</sup>	Kansas City	DE	3
Cooper Beebe	Dallas	OL	2
JuJu Brents	Miami	CB	3
DJ Giddens	Indianapolis	RB	R
Josh Hayes	Tampa Bay	CB	3
Timmy Horne*	Tennessee	DT	4
Easton Kilty*	New Orleans	OL	R
KT Leveston	Cleveland	OL	2
Tyler Lockett	Tennessee	WR	11
Cornelius Lucas	Cleveland	OL	11
Adrian Martinez*	San Francisco	QB	1
Jacob Parrish	Tampa Bay	CB	R
D.J. Reed	Detroit	CB	8
Dalton Risner	Cincinnati	OL	7
Marques Sigle	San Francisco	S	R
Ben Sinnott	Washington	TE	2
Skylar Thompson	Pittsburgh	QB	4
Russ Yeast*	Cincinnati	S	3

<sup>^</sup> – Injured Reserve

\* – Practice Squad

## NFL CATS - WEEK 1

### THURSDAY, SEPTEMBER 4

Dallas – **Cooper Beebe**  
at Philadelphia  
7:20 p.m. (NBC)

### FRIDAY, SEPTEMBER 5

Kansas City – **Felix Anudike-Uzomah**  
vs. Los Angeles Chargers (in Sao Paulo, Brazil)  
7 p.m. (YouTube)

### SUNDAY, SEPTEMBER 7

Tampa Bay – **Josh Hayes, Jacob Parrish**  
at Atlanta  
12 p.m. (FOX)  
Cincinnati – **Dalton Risner, Russ Yeast**  
at Cleveland – **KT Leveston, Cornelius Lucas**  
12 p.m. (FOX)  
Miami – **JuJu Brents**  
at Indianapolis – **DJ Giddens**  
12 p.m. (CBS)  
Arizona  
at New Orleans – **Easton Kilty**  
12 p.m. (CBS)  
Pittsburgh – **Skylar Thompson**  
at New York Jets  
12 p.m. (CBS)  
New York Giants  
at Washington – **Ben Sinnott**  
12 p.m. (FOX)  
Tennessee – **Timmy Horne, Tyler Lockett**  
at Denver  
3:05 p.m. (FOX)  
San Francisco – **Adrian Martinez, Marques Sigle**  
at Seattle  
3:05 p.m. (FOX)  
Detroit – **D.J. Reed**  
at Green Bay  
3:25 p.m. (CBS)



## ON THIS DATE...

# SEPT 6

Record ..... 4-2  
 Streak ..... Won 4  
 Last Time ..... W, 32-28  
 2014 • Ames, Iowa

### ALL-TIME GAMES ON SEPTEMBER 6

Year	h/a	Opponent	Score	W/L
1986	a	Texas Tech	7-41	L
1997	a	Northern Illinois	47-7	W
2003	h	McNeese State	55-14	W
2008	h	Montana State	69-10	W
2014	a	Iowa State	32-28	W



RANDALL EVANS

K-State 32, Iowa State 28  
 September 6, 2014  
 Jack Trice Stadium

Jake Waters ran for an 8-yard touchdown with 1:30 left to push 20th-ranked Kansas State past host Iowa State 32-28.

Waters threw for 239 yards and ran for a career-high 138 yards for the Wildcats. They trailed by as much as 28-13 late in the first half before Waters rescued them on a game-winning drive.

Waters followed a key 23-yard completion to Tyler Lockett with a 25-yard run with just under two minutes left. Waters then capped an 80-yard drive that took just 1:31 with his second touchdown run of the day.

Kansas State's Randall Evans ripped the ball away from an ISU receiver for an interception with 9:15 left. The Wildcats went 54 yards in 74 seconds, moving within 28-26 on a 4-yard TD run by Charles Jones.

## CREATING TURNOVERS

- Since the beginning of 2022, K-State has totaled 65 forced turnovers, which is the most among active Big 12 teams and is tied for 11th among Power 4 teams.
- Of the 65 turnovers, 39 have been via interception to rank second among all active Big 12 programs and tie for 16th among Power 4 teams.

## BEHIND THE LINE

- K-State finished the 2024 season ranked 25th nationally and second in the Big 12 with 2.69 sacks per game.
- It was the Wildcats' best national ranking since 2015 (No. 9) and highest sacks per game mark since 2020 (2.80).
- Kansas State's 35 sacks a year ago resulted in 249 lost yards, which ranked 11th in the Power 4 and first in the Big 12.
- It was the most sack yardage by the Wildcats since 2003 (345) and tied for the fifth most by any K-State team since 1996.
- K-State's six sacks last year at Colorado resulted in 74 yards of loss, the fourth-most ever by a Big 12 team in a league game and second most by a Big 12 team in any game since 2012.
- It was the most sack yardage accumulated by the Wildcats in a single game since at least 1995. Their previous best over that timeframe was 72 yards against Baylor in 2002.
- The Cats have recorded seven sacks in 2025 as they rank 24th nationally entering the week.

## ROMAINE LED THE WAY IN 2024

- Junior linebacker **Austin Romaine**, a 2024 All-Big 12 Second Team selection, returns after leading the Wildcats and ranking ninth in the conference with 96 tackles (7.38 per game).
- Romaine was the first Wildcat with at least 90 tackles in a season since Jayd Kirby had 99 in 2017.
- A native of Hillsboro, Missouri, Romaine had two sacks at Tulane, the second of which caused a fumble that was returned for a 60-yard, game-winning touchdown in the fourth quarter.
- It was his first of two forced fumbles on the year that led directly to the game-winning points. He also had one against Kansas prior to the game-winning field goal in a two-point victory.
- Romaine has opened the 2025 campaign with a team-leading 18 tackles over the first two games, including a 10-tackle performance last week against North Dakota.

## BRINGING THE PAYNE

- Senior safety **VJ Payne** enters his final season in a Wildcat uniform with 42 career games played and 32 starts, both of which are the most among returning players.
- Additionally, he has started a team-high 31-straight games, which dates back to the 2022 Kansas game.
- The Buford, Georgia, product was around the football all year in 2024. Aside from his 64 tackles, he also had a pair of interceptions to halt potential scoring drives as he had one in the end zone with five seconds remaining to seal the win at Tulane and another in the red zone at Colorado.
- Payne also forced a fumble at Tulane and another against Kansas, the latter being on the final fourth-down stop of the game.

## SPECIAL TEAMS NOTES SCORING IN THE THIRD PHASE

- The Wildcats continue to lead the nation in total return touchdowns since 2005 with 62, which is 22 more than the next closest team in Alabama (40) and 28 more than the next closest Big 12 programs, Oklahoma State and TCU (34).
- Of the 62 total returns, a nation-leading 31 are on kickoff returns, and the next closest team is Houston with 21.

### KICK/PUNT RETURN TDs SINCE 2005

Rk.	School	PR/KOR TDs
1.	K-State	62
2.	Alabama	40
3.	San Diego State	35
4.	Oklahoma State	34
	TCU	34

## SEVEN STRAIGHT

- K-State has blocked a punt in seven-straight seasons, tied for the longest streak in the nation with San Diego State.
- Oregon, Iowa State and Rutgers are tied for third at five-straight years.

## BREAKING IN A NEW KICKER

- Kansas State has a new place kicker in 2025 as Chris Tennant departed after serving as the primary place kicker each of the last three seasons.
- In the first two games of 2025, special teams coordinator/special assistant to the head coach **Nate Kaczor** has turned to community-college transfer **Luis Rodriguez**, who has been true on all eight extra-point attempts and had a 30-yard field goal against North Dakota.
- Rodriguez came to K-State in July from College of the Canyons after being named to the California Community College Football Coaches Association (CCCCFA) All-America Team. In his lone season playing for the Cougars, Rodriguez was true on 21-of-25 field goals with a long of 54 yards, while he connected on 31-of-34 extra points.

## McCLANNAN IS BACK

- Although K-State is relying on the services of a new place kicker, the Wildcats do have their regular punter back in sophomore **Simon McClannan**.
- The Omaha, Nebraska, native is coming off the 2024 season in which he averaged 42.34 yards on 47 punts to rank third in the Big 12 in average among qualified punters and fifth in school history among freshmen (minimum 25 attempts).
- McClannan saved his best effort of 2024 for the final game as he tallied a career-best 46.5-yard average (minimum 3 attempts) in the Rate Bowl against Rutgers, which was the fourth-highest average in K-State bowl history.

## DEFENSE ON KICK RETURNS

- K-State has not allowed a kickoff return for a touchdown since the 2013 season, going the last 153 games and 445 returns without allowing its opponent to find paydirt.
- The streak is the longest among the active Big 12 teams, 263 returns better than the next closest team (Arizona State – 182).
- Since K-State allowed its last kickoff-return touchdown, the Wildcats have scored 14 of their own.





## COACHING STAFF NOTES BY THE NUMBERS

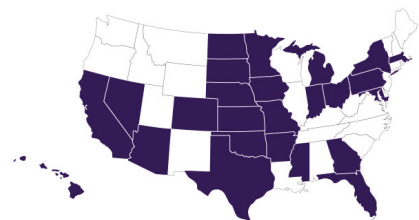
- 1,621** – Combined Division I coaching wins
- 494** – Combined Division I all-conference players coached
- 292** – Combined years of coaching experience
- 164** – Combined postseason appearances
- 120** – Combined bowl game appearances
- 89** – Combined NFL Draft selections
- 28** – Combined years of coordinator experience
- 26** – Combined years of head coach experience

## PRIOR RELATIONSHIPS

- Several K-State coaches had prior working relationships before their time in Manhattan. Defensive coordinator **Joe Klenderman** was a part of **Chris Klieman**'s original staff at North Dakota State and came to Manhattan with Klieman in 2019. When Klieman was the defensive coordinator at NDSU in 2012 and 2013, **Steve Stanard** was the linebacker coach.
- Additionally, Klieman and running backs coach **Brian Anderson** were at Western Illinois together from 1994 to 1996.
- Other connections include: assistant head coach/cornerbacks coach **Van Malone** and defensive ends coach **Buddy Wyatt** working together at Texas A&M in 2008 and 2009 as well as SMU from 2015 to 2017; Offensive coordinator/quarterbacks/associate head coach **Matt Wells** and tight ends coach **Luke Wells** working together at both Utah State (2013-18) and Texas Tech (2019-21).
- Also, Matt Wells and Athletics Director **Gene Taylor** were at Navy together from 1997 to 2001.

## ROSTER NOTES OWNING THE STATE

- K-State casts a wide net in addition to owning its state when it comes to roster composition as a total of 25 states are represented on the 2025 roster, and none more than the state of Kansas as 33 players hail from the Sunflower State.
- The next highest totals come from Texas (14), Missouri (8), Florida (8), Colorado (6), Nebraska (6) and Georgia (5).



## LOTS OF LETTERWINNERS

- For the sixth-straight season, Kansas State brings back 44 or more letterwinners as the 2025 squad sees 45 returning letterwinners come back for another year.
- Of the 45 returning letterwinners, 18 are on offense, 25 are on defense and there are two specialists.
- The 45 returning letterwinners are tied for the sixth most by a K-State squad since 2003.

## MOST RETURNING LETTERWINNERS SINCE 2003

Rk.	Year	Letterwinners
1.	2021	56
2.	2020	48
T3.	2022, 2009	47
T5.	2024, 2015	46
T6.	2025, 2007	45
T8.	2023, 2017	44

## SUPER SENIORS

- K-State has eight players who are using an extra year of eligibility and are seniors again in 2025 as the NCAA froze eligibility clocks during the 2020 season due to the COVID-19 pandemic in addition to the community-college ruling for this season.
- Those using a second senior season are cornerback **Justice Clemons**, transfer safety **Gunner Maldonado**, transfer wide receiver **Caleb Medford**, linebacker **Beau Palmer**, offensive lineman **Taylor Poitier**, defensive tackle **Uso Seumalo**, defensive end **Cody Stufflebean** and tight end **Will Swanson**.
- Poitier is actually in his seventh season of college football in 2025 due to the pandemic followed by season-ending injuries in both 2021 and 2022.

## NEW FACES IN NEW PLACES

- Kansas State welcomes 15 Division I or II transfers with eight on offense and seven on defense. The 15 transfers are the most for K-State under head coach **Chris Klieman**, topping the previous mark of 11 last season.
- Nine of the transfers have multiple years of eligibility remaining, while 10 of the 15 came from Power 5 schools.
- The incoming transfers for 2025 include: wide receiver **Jerand Bradley** (Texas Tech/Boston College), offensive lineman **Terrence Enos Jr.** (Pittsburgh), offensive lineman **George Fitzpatrick** (Ohio State), cornerback **Amarion Fortenberry** (South Alabama), safety **Gunner Maldonado** (Northwestern/Arizona), running back **Antonio Martin Jr.** (Georgia Tech/Southeastern Louisiana), wide receiver **Caleb Medford** (TCU/New Mexico), safety **Qua Moss** (West Georgia), offensive lineman **JB Nelson** (Penn State), linebacker **Ralph Ortiz** (West Florida), linebacker **Gabe Powers** (Ohio State), defensive end **Jayshawn Ross** (Alabama), cornerback **Jayden Rowe** (Oklahoma), offensive lineman **Amos Talalele** (USC) and wide receiver **Jaron Tibbs** (Purdue).

## THESE CATS ARE SMART

- Not only has Kansas State put in hard work on the field, but also in the classroom as the Wildcats have been one of the Big 12's best over the better part of a decade.
- Since 2014, K-State has accumulated a Big 12-leading 347 Academic All-Big 12 selections, which is 34 more than the next closest program (Iowa State).
- The Wildcats have produced at least 24 Academic All-Big 12 performers every year since 2014, including a school record 45 selections in 2023.

## ACADEMIC ALL-BIG 12 HONORS SINCE 2014

Rk.	School	All-Big 12 Honors
1.	K-State	347
2.	Iowa State	313
3.	Oklahoma State	300
4.	Kansas	280
5.	Baylor	255

## 2025 HONOR ROLL

### JERAND BRADLEY • SENIOR • WIDE RECEIVER

- Shrine Bowl watch list

### JAYCE BROWN • JUNIOR • WIDE RECEIVER

- Biletnikoff Award watch list
- Shrine Bowl watch list

### DYLAN EDWARDS • JUNIOR • RUNNING BACK

- Maxwell Award watch list
- Doak Walker Award watch list
- Paul Hornung Award watch list
- Jet Award watch list
- Senior Bowl Top 300
- Shrine Bowl watch list

### SAM HECHT • SENIOR • OFFENSIVE LINE

- Outland Trophy watch list
- Rimington Trophy watch list
- Senior Bowl Top 300
- Shrine Bowl watch list

### DAMIAN ILALIO • SENIOR • DEFENSIVE TACKLE

- Wuerffel Trophy watch list
- Shrine Bowl watch list
- Polynesian College Player of the Year Award watch list

### AVERY JOHNSON • JUNIOR • QUARTERBACK

- Maxwell Award watch list
- Davey O'Brien watch list
- Manning Award watch list
- Johnny Unitas Golden Arm Award watch list
- Shrine Bowl watch list

### ANDREW LEINGANG • SENIOR • OFFENSIVE LINE

- Shrine Bowl watch list

### GUNNER MALDONADO • SENIOR • SAFETY

- Shrine Bowl watch list

### GARRETT OAKLEY • JUNIOR • TIGHT END

- John Mackey Award watch list

### VJ PAYNE • SENIOR • SAFETY

- Senior Bowl Top 300
- Shrine Bowl watch list

### TAYLOR POITIER • SENIOR • OFFENSIVE LINE

- Shrine Bowl watch list

### DES PURNELL • SENIOR • LINEBACKER

- Shrine Bowl watch list

### AUSTIN ROMAINE • JUNIOR • LINEBACKER

- Bronko Nagurski Trophy watch list
- Chuck Bednarik Award watch list
- Butkus Award watch list
- Shrine Bowl watch list

### USO SEUMALO • SENIOR • DEFENSIVE TACKLE

- Shrine Bowl watch list



## OPPONENT BREAKDOWN



### JEFF MONKEN

**Overall Record:** 118-73  
**Overall Season:** 16th  
**Record at Army:** 82-57  
**Season at Army:** 12th

## ARMY STATISTICAL LEADERS

RUSHING	Att	Net	Avg	TD	Lg	YPG
Dewayne Coleman	24	100	4.2	1	26	100.0
Hayden Reed	19	88	4.6	1	37	88.0
Noah Short	11	43	3.9	0	11	43.0

PASSING	Cmp	Att	Int	Pct	Yds	TD	YPG
Dewayne Coleman	7	12	2	58.3	129	0	129.0
Cale Hellums	1	4	0	25.0	2	0	2.0

RECEIVING	No	Yds	Avg	TD	Long	YPG
Noah Short	6	81	13.5	0	27	81.0
Brady Anderson	1	35	35.0	0	35	35.0

DEFENSE	Solo	Ast	Total	TFL-Yds	Sacks-Yds	INT-Yds
Andon Thomas	9	5	14	1.0-1	0.0-0	0-0
Eric Ford	5	3	8	2.0-7	1.0-4	0-0
Collin Matteson	4	4	8	0.5-1	0.0-0	0-0

## 2025 SCHEDULE

Date	Opponent	Time [CT] (TV)/Result
Aug. 29	Tarleton State	L, 27-30 (2 OT)
Sept. 6	at K-State	6 p.m. (ESPN)
Sept. 21	North Texas*	11 a.m. (CBSSN)
Sept. 25	at East Carolina*	6:30 p.m. (ESPN)
Oct. 4	at UAB*	TBA
Oct. 11	Charlotte*	11 a.m. (CBSSN)
Oct. 18	at Tulane*	TBA
Nov. 1	at Air Force	11 a.m. (CBSSN)
Nov. 8	Temple*	11 a.m. (CBSSN)
Nov. 22	Tulsa*	11 a.m. (CBSSN)
Nov. 28	UTSA*	TBA
Dec. 13	vs. Navy (Baltimore, Md.)	2 p.m. (CBS)

\* American Conference Game

## INSIDE THE SERIES

### 3<sup>RD</sup> MEETING ARMY LEADS, 2-0

Record at Home.....	0-1
Record at Army.....	0-1
Games Decided by 3 Points or Less.....	0-0
Games Decided by 7 Points or Less.....	0-0
Longest Winning Streak.....	None
Longest Losing Streak.....	2
Current Streak.....	Lost 2
Last 10 Games.....	0-2
Most K-State Points Scored.....	14 (1987)
Most Army Points Scored.....	41 (1987)
Biggest Win.....	None
Biggest Loss.....	41-14 (1987)

## SERIES HISTORY

9/17/1966.....	L	6-21	A
9/19/1987.....	L	14-41	H

## 100-YARD RUSHING GAMES

161	Cornelius Davis	9/17/1966
-----	-----------------	-----------

## SERIES NOTES

- This is the third all-time meeting between Kansas State and Army with the Black Knights holding a 2-0 lead in the series.
- The teams will meet for the first time since 1987 in Manhattan, which is also the last time K-State hosted a service academy.
- The Wildcats are 25-18-1 all-time against current members of the American.

## NCAA TEAM RANKINGS



RK	TOTAL	CATEGORY	TOTAL	RK
85	126.5	Rushing Offense	280.0	15
23	295.5	Passing Offense	131.0	110
53	422.0	Total Offense	411.0	60
59	29.5	Scoring Offense	27.0	63
68	116.0	Rushing Defense	192.0	112
87	126.0	Passing Defense	152.0	46
76	333.5	Total Defense	344.0	84
106	29.5	Scoring Defense	30.0	107
73	.385	3rd Down Offense	.375	78
47	.286	3rd Down Defense	.333	64
77	.833	Red Zone Offense	.500	111
42	.667	Red Zone Defense	1.000	71
109	34.00	Net Punting	33.50	111
58	5.75	Punt Returns	20.00	18
27	24.5	Kickoff Returns	17.00	74
56	0.00	Turnover Margin	-3.00	126
98	27:27	Time of Possession	36:34	11
52	42.00	Penalty Yards	35.00	33

FBS rankings out of 134






## 1987 RECAP

ARMY	3	14	7	17	-	41
K-STATE	0	0	7	7	-	14

Sept. 19 | KSU Stadium | Manhattan, Kan. | 6:30 p.m. | Att: 27,500



MAURICE HENRY

### TEAM STATISTICS

	ARMY	K-STATE
<b>FIRST DOWNS</b>	<b>27</b>	<b>17</b>
Rushing	20	8
Passing	2	9
Penalty	5	0
<b>NET YARDS RUSHING</b>	<b>285</b>	<b>153</b>
Rushing Attempts	68	37
Average Per Rush	4.2	4.1
Rushing Touchdowns	4	1
Yards Gained Rushing	297	166
Yards Lost Rushing	12	13
<b>NET YARDS PASSING</b>	<b>73</b>	<b>143</b>
Completions-Attempts-Int	4-8-0	17-28-0
Average Per Attempt	9.1	5.1
Average Per Completion	18.3	8.4
Passing Touchdowns	1	1
<b>TOTAL OFFENSE YARDS</b>	<b>358</b>	<b>296</b>
Total Offense Plays	76	65
Average Gain Per Play	4.7	4.6
<b>Fumbles: Number-Lost</b>	<b>0-0</b>	<b>1-1</b>
<b>Penalties: Number-Yards</b>	<b>5-45</b>	<b>14-115</b>
<b>PUNTS-YARDS</b>	<b>3-135</b>	<b>7-213</b>
Average Yards Per Punt	45.0	30.4
<b>Punt Returns: Number-Yards-TD</b>	<b>2-19</b>	<b>1-11</b>
Average Per Return	9.5	11.0
<b>Kickoff Returns: Number-Yds-TD</b>	<b>2-45</b>	<b>3-61</b>
Average Per Return	22.5	20.3
<b>Interceptions: Number-Yds-TD</b>	<b>0-0-0</b>	<b>0-0-0</b>
<b>Possession Time</b>	<b>34:11</b>	<b>25:49</b>
<b>Third-Down Conversions</b>	<b>7 of 13</b>	<b>7 of 16</b>
<b>Sacks By: Number-Yards</b>	<b>1-2</b>	<b>0-0</b>

## CATS DROP HOME CONTEST TO ARMY

**MANHATTAN, Kan.** — Kansas State could never solve the Army wishbone attack, which got stronger as the game went along and the Cadets steamrolled to a 41-14 win in front of a Fort Riley Day crowd of 27,500.

Quarterback Tory Crawford, the triggerman in the Army attack, rushed for 126 yards and three touchdowns and kept the Wildcats off balance throughout the evening. In fact, the Army rushing attack was so successful, the visitors attempted only eight passes, a season-low by Kansas State opponents.

Kansas State got on the scoreboard late in the third period when quarterback Gary Swim found tight end Kent Dean for a nine-yard score. The Wildcats also tallied in the game's final minute with Maurice Henry going in from one yard out.

Despite the difference on the scoreboard, the Wildcats gained nearly 300 yards in total offense and Swim completed passes to eight different receivers. However, Army disdained the pass and rushed for 285 yards.

Running back Tony Jordan, who was returning from a thigh injury he suffered against Austin Peay State, rushed for 47 yards and moved into eighth place on the K-State career rushing charts with 1,020 yards.

### SCORING SUMMARY

Team	Qtr/Time	Scoring Play	Conversion
ARMY	1st/7:58	Walker 25 yd field goal	
ARMY	2nd/6:31	Crawford 5 yd run	Walker kick
ARMY	2nd/0:34	Charett 38 yd pass from Crawford	Walker kick
ARMY	3rd/9:10	Crawford 1 yd run	Walker kick
KS	3rd/2:20	Dean 9 yd pass from Swim	Porter kick
ARMY	4th/12:30	Walker 36 yd field goal	
ARMY	4th/9:00	Crawford 5 yd run	Walker kick
ARMY	4th/4:09	Kim 29 yd run	Walker kick
KS	4th/0:12	Henry 1 yd run	Porter kick

### STATISTICAL LEADERS

#### ► Army

Rushing	Att	Yds	TD	Lg	Avg
Crawford	30	126	3	10	4.2
Barnett	11	35	0	5	3.2
Mayweather	7	41	0	15	5.9
Capriotti	8	33	0	10	4.1
Peterson	2	5	0	3	2.5
Marks	1	3	0	3	3.0
Jordan	1	10	0	10	10.0

Passing	C-A-I	Yds	TD	Lg	Sack
Crawford	4-8-0	73	1	38	0

Receiving	Rec	Yds	TD	Lg
Charette	2	50	1	38
Jordan	2	23	0	16

#### ► Kansas State

Rushing	Att	Yds	TD	Lg	Avg
Jordan	13	47	0	9	3.6
Pickett	6	24	0	6	6.0
Lewis	7	48	0	17	6.9
Henry	7	40	1	19	5.7
Wilson	2	6	0	6	3.0

Passing	C-A-I	Yds	TD	Lg	Sack
Swim	17-28-0	143	1	16	1

Receiving	Rec	Yds	TD	Lg
Jordan	5	28	0	11
Dean	2	25	1	15
Blades	2	22	0	14
Williams	2	12	0	9
Lewis	2	5	0	3
Tolbert	2	29	0	16
Henry	1	12	0	12
Cotton	1	10	0	10

## BIG 12 STANDINGS

	Overall	Big 12
Iowa State.....	2-0	1-0
Kansas.....	2-0	0-0
Houston.....	1-0	0-0
Oklahoma State.....	1-0	0-0
UCF.....	1-0	0-0
Arizona.....	1-0	0-0
Arizona State.....	1-0	0-0
BYU.....	1-0	0-0
TCU.....	0-0	0-0
Utah.....	1-0	0-0
Texas Tech.....	1-0	0-0
West Virginia.....	1-0	0-0
Baylor.....	0-1	0-0
Cincinnati.....	0-1	0-0
Colorado.....	0-1	0-0
<b>Kansas State</b> .....	<b>1-1</b>	<b>0-1</b>

## THIS WEEK IN THE BIG 12 (All Times Central)

## SATURDAY, SEPTEMBER 6

Baylor at SMU, 11 a.m. (The CW)  
 Iowa at Iowa State, 11 a.m. (FOX)  
 Kent State at Texas Tech, 11 a.m. (TNT/Max)  
 Bowling Green at Cincinnati, 2:30 p.m. (ESPN+)  
 Delaware at Colorado, 2:30 p.m. (FOX)  
 Kansas at Missouri, 2:30 p.m. (ESPN2)  
 Oklahoma State at Oregon, 2:30 p.m. (CBS)  
 West Virginia at Ohio, 3 p.m. (ESPN2)  
 Cal Poly at Utah, 5 p.m. (ESPN+)  
**Army at K-State, 6 p.m. (ESPN)**  
 Houston at Rice, 6 p.m. (ESPN+)  
 North Carolina A&T at UCF, 6 p.m. (ESPN+)  
 Arizona State at Mississippi State, 6:30 p.m. (ESPN2)  
 Weber State at Arizona, 9 p.m. (ESPN+)  
 Stanford at BYU, 9:15 p.m. (ESPN)

## LAST WEEK IN THE BIG 12 (All Times Central)

## THURSDAY, AUGUST 28

UCF 17, Jacksonville State 10  
 Oklahoma State 27, UT Martin 7  
 Houston 27, Stephen F. Austin 0  
 Nebraska 20, Nebraska 17  
*GEHA Field at Arrowhead Stadium; Kansas City, Mo.*

## FRIDAY, AUGUST 29

Kansas 46, Kansas 7  
 Auburn 38, Baylor 24  
 Georgia Tech 27, Colorado 20

## SATURDAY, AUGUST 30

West Virginia 45, Robert Morris 3  
 Iowa State 55, South Dakota 7  
**K-State 38, North Dakota 35**  
 Texas Tech 67, Arkansas-Pine Bluff 7  
 BYU 69, Portland State 0  
 Arizona State 38, Northern Arizona 19  
 Arizona 40, Hawaii 6  
 Utah 43, UCLA 10

## MONDAY, SEPTEMBER 1

TCU at North Carolina, 7 p.m. (ESPN)

## NEXT WEEK IN THE BIG 12 (All Times Central)

## FRIDAY, SEPTEMBER 12

Colorado at Houston, 6 p.m. (ESPN)  
**K-State at Arizona, 8 p.m. (FOX)**

## SATURDAY, SEPTEMBER 13

Samford at Baylor, 11 a.m. (ESPN+)  
 Northwestern State at Cincinnati, 2:30 p.m. (ESPN+)  
 Oregon State at Texas Tech, 2:30 p.m. (FOX)  
 Pittsburgh at West Virginia, 2:30 p.m. (ESPN)  
 Iowa State at Arkansas State, 3 p.m. (ESPN2)  
 Abilene Christian at TCU, 7 p.m. (ESPN+)  
 Utah at Wyoming, 7 p.m. (CBS Sports Network)  
 Texas State at Arizona State, 9:30 p.m. (TNT/HBO Max)



## IOWA STATE

2-0, 1-0 Big 12

Date	Opponent	Time (CT) (TV)/Result
Aug. 23	vs. K-State* [Dublin, Ireland]	W, 24-21
Aug. 30	South Dakota	W, 55-7
Sept. 6	Iowa	11 a.m. (FOX)
Sept. 13	at Arkansas State	3 p.m. (ESPN2)
Sept. 27	Arizona*	TBA
Oct. 4	at Cincinnati*	TBA
Oct. 11	at Colorado*	TBA
Oct. 25	BYU*	TBA
Nov. 1	Arizona State*	TBA
Nov. 8	at TCU*	TBA
Nov. 22	Kansas*	TBA
Nov. 29	at Oklahoma State*	TBA

\* Big 12 Conference Game



## NORTH DAKOTA

0-1, 0-0 MVFC

Date	Opponent	Time (CT) (TV)/Result
Aug. 30	at K-State	L, 35-38
Sept. 6	Portland State	6 p.m. (ESPN+)
Sept. 13	at Montana	2 p.m. (ESPN+)
Sept. 20	Valparaiso	3 p.m. (ESPN+)
Oct. 4	at Northern Iowa*	4 p.m. (ESPN+)
Oct. 11	Youngstown State*	3 p.m. (ESPN+)
Oct. 18	at Southern Illinois*	2 p.m. (ESPN+)
Oct. 25	Indiana State*	3 p.m. (ESPN+)
Nov. 1	at South Dakota*	1 p.m. (ESPN+)
Nov. 8	North Dakota State*	1 p.m. (ESPN+)
Nov. 15	at Murray State*	11 a.m. (ESPN+)
Nov. 22	South Dakota State*	1 p.m. (ESPN+)

\* Missouri Valley Football Conference Game



## ARMY

0-1, 0-0 AMERICAN

Date	Opponent	Time (CT) (TV)/Result
(F) Aug. 29	Tarleton State	L, 30-27 (2 OT)
Sept. 6	at K-State	6 p.m. (ESPN)
Sept. 20	North Texas*	11 a.m. (CBSSN)
(TH) Sept. 25	at East Carolina*	6:30 p.m. (ESPN)
Oct. 4	UAB*	TBA
Oct. 11	Charlotte*	11 a.m. (CBSSN)
Oct. 18	at Tulane*	TBA
Nov. 1	at Air Force	11 a.m. (CBS)
Nov. 8	Temple*	11 a.m. (CBSSN)
Nov. 22	Tulsa*	11 a.m. (CBSSN)
Nov. 28 or 29	at UTSA*	TBA
Dec. 13	vs. Navy [Baltimore, Md.]	2 p.m. (CBS)

\* American Conference Game



## ARIZONA

1-0, 0-0 Big 12

Date	Opponent	Time (CT) (TV)/Result
Aug. 30	Hawaii	W, 40-6
Sept. 6	Weber State	9 p.m. (ESPN+)
(F) Sept. 12	K-State	8 p.m. (FOX)
Sept. 27	at Iowa State*	TBA
Oct. 4	Oklahoma State*	TBA
Oct. 11	BYU*	TBA
Oct. 18	at Houston*	TBA
Nov. 1	at Colorado*	TBA
Nov. 8	Kansas*	TBA
Nov. 15	at Cincinnati*	TBA
Nov. 22	Baylor*	TBA
(F) Nov. 28	at Arizona State*	TBA

\* Big 12 Conference Game



## UCF

1-0, 0-0 Big 12

Date	Opponent	Time (CT) (TV)/Result
(TH) Aug. 28	Jacksonville State	W, 17-10
Sept. 6	North Carolina A&T	6 p.m. (ESPN+)
Sept. 20	North Carolina	TBA
Sept. 27	at K-State*	TBA
Oct. 4	Kansas*	TBA
Oct. 11	at Cincinnati*	TBA
Oct. 18	West Virginia*	TBA
Nov. 1	at Baylor*	TBA
(F) Nov. 7	Houston*	TBA (FS1)
Nov. 15	at Texas Tech*	TBA
Nov. 22	Oklahoma State*	TBA
Nov. 29	at BYU*	TBA

\* Big 12 Conference Game



## BAYLOR

0-1, 0-0 Big 12

Date	Opponent	Time (CT) (TV)/Result
(F) Aug. 29	Auburn	L, 24-38
Sept. 6	at SMU	11 a.m. (The CW)
Sept. 13	Samford	11 a.m. (ESPN+)
Sept. 20	Arizona State*	TBA
Sept. 27	at Oklahoma State*	TBA
Oct. 4	K-State*	TBA
Oct. 18	at TCU*	TBA
Oct. 25	at Cincinnati*	TBA
Nov. 1	UCF*	TBA
Nov. 15	Utah*	TBA
Nov. 22	at Arizona*	TBA
Nov. 29	Houston*	TBA

\* Big 12 Conference Game



## TCU

0-0, 0-0 Big 12

Date	Opponent	Time (CT) (TV)/Result
(M) Sept. 1	at North Carolina	7 p.m. (ESPN)
Sept. 13	Abilene Christian	7 p.m. (ESPN+)
Sept. 20	SMU	TBA
(F) Sept. 26	at Arizona State*	8 p.m. (FOX)
Oct. 4	Colorado*	TBA
Oct. 11	at K-State*	TBA
Oct. 18	Baylor*	TBA
Oct. 25	at West Virginia*	TBA
Nov. 8	Iowa State*	TBA
Nov. 15	at BYU*	TBA
Nov. 22	at Houston*	TBA
Nov. 29	Cincinnati*	TBA

\* Big 12 Conference Game



## KANSAS

2-0, 0-0 Big 12

Date	Opponent	Time (CT) (TV)/Result
Aug. 23	Fresno State	W, 31-7
(F) Aug. 29	Wagner	W, 46-7
Sept. 6	at Missouri	2:30 p.m. (ESPN2)
Sept. 20	West Virginia*	TBA
Sept. 27	Cincinnati*	TBA
Oct. 4	at UCF*	TBA
Oct. 11	at Texas Tech*	TBA
Oct. 25	K-State*	TBA
Nov. 1	Oklahoma State*	TBA
Nov. 8	at Arizona*	TBA
Nov. 22	at Iowa State*	TBA
(F) Nov. 28	Utah*	11 a.m. (ABC or ESPN)

\* Big 12 Conference Game



## TEXAS TECH

1-0, 0-0 Big 12

Date	Opponent	Time (CT) (TV)/Result
Aug. 30	Arkansas-Pine Bluff	W, 67-7
Sept. 6	Kent State	11 a.m. (TNT/Max)
Sept. 13	Oregon State	2:30 p.m. (FOX)
Sept. 20	at Utah*	TBA
Oct. 4	at Houston*	TBA
Oct. 11	Kansas*	TBA
Oct. 18	at Arizona State*	TBA
Oct. 25	Oklahoma State*	TBA
Nov. 1	at K-State*	TBA
Nov. 8	BYU*	TBA
Nov. 15	UCF*	TBA
Nov. 29	at West Virginia*	TBA

\* Big 12 Conference Game



## OKLAHOMA STATE

1-0, 0-0 Big 12

Date	Opponent	Time (CT) (TV)/Result
(TH) Aug. 28	UT Martin	W, 27-7
Sept. 6	at Oregon	2:30 p.m. (CBS)
(F) Sept. 19	Tulsa	6 p.m. (ESPN)
Sept. 27	Baylor*	TBA
Oct. 4	at Arizona*	TBA
Oct. 11	Houston*	TBA
Oct. 18	Cincinnati*	TBA
Oct. 25	at Texas Tech*	TBA
Nov. 1	at Kansas*	TBA
Nov. 15	K-State*	TBA
Nov. 22	at UCF*	TBA
Nov. 29	Iowa State*	TBA

\* Big 12 Conference Game



## UTAH

1-0, 0-0 Big 12

Date	Opponent	Time (CT) (TV)/Result
Aug. 30	at UCLA	W, 43-10
Sept. 6	Cal Poly	5 p.m. (ESPN+)
Sept. 13	at Wyoming	7 p.m. (CBSSN)
Sept. 20	Texas Tech*	TBA
Sept. 27	at West Virginia*	TBA
Oct. 11	Arizona State*	TBA
Oct. 18	at BYU*	TBA
Oct. 25	Colorado*	TBA
Nov. 1	Cincinnati*	TBA
Nov. 15	at Baylor*	TBA
Nov. 22	K-State*	TBA
(F) Nov. 28	at Utah*	11 a.m. (ABC or ESPN)

\* Big 12 Conference Game



## COLORADO

0-1, 0-0 Big 12

Date	Opponent	Time (CT) (TV)/Result
(F) Aug. 29	Georgia Tech	L, 20-27
Sept. 6	Delaware	2:30 p.m. (FOX)
(F) Sept. 12	at Houston*	6:30 p.m. (ESPN)
Sept. 20	Wyoming	TBA
Sept. 27	BYU*	9:15 p.m. (ESPN)
Oct. 4	at TCU*	TBA
Oct. 11	Iowa State*	TBA
Nov. 25	at Utah*	TBA
Nov. 1	Arizona*	TBA
Nov. 8	at West Virginia*	TBA
Nov. 22	Arizona State*	TBA
Nov. 29	at K-State*	TBA

\* Big 12 Conference Game



CHRIS KLIEMAN

Head Coach • Seventh Year at K-State  
32nd Year in Coaching • 13th Year as a Head Coach  
Northern Iowa '90, '92

• A culture of selflessness, discipline, toughness and commitment is the cornerstone of a Chris Klieman-led K-State program, and that is what has led the Wildcats to sustained success and the distinction of being the winningest active program in the Big 12 Conference. In six seasons, Klieman has led the Wildcats to a 49-28 record as he has the second most wins in school history.

• Under Klieman's leadership, K-State has won eight or more games in five of the six seasons, the lone exception being the COVID-19 campaign of 2020. No other coach in school history has more wins or eight-plus win seasons in their first six years. Klieman has led the Cats to five victories over teams ranked in the top 10 of the AP Top 25 – the most of any active Big 12 program since 2019 – while they have eight wins over top-20 teams since 2019 – which is tied for the second most among current Big 12 teams. Additionally, the Wildcats' overall record the last two years (18-8), three years (28-12) and four years (36-17) all lead the Big 12.

• Sustained success is demonstrated by K-State being one of only five Power 4 teams to win at least nine games each of the last three seasons with at least one conference championship in that timeframe, joining Alabama, Clemson, Georgia and Oregon. The Wildcats' three-straight seasons of at least nine wins are the most since an eight-year streak from 1993 through 2000.

• The latest of the stretch of nine-win campaigns came in 2024 as the Wildcats earned a pair of early-season victories over teams ranked No. 20. Those two top-20 wins propelled K-State to a 7-1 start, its best record over the first eight games of a season since 2014. Although the Wildcats finished the regular season with one win in their final four games, they ended on a high note with a thrilling 44-41 victory over Rutgers in the Rate Bowl. That game saw K-State trail by as many as 17 points in the middle of the third quarter and by 13 points early in the fourth before it put together the largest bowl comeback win in school history.

• The Rate Bowl victory capped a school-record tying four comeback victories by Klieman's squad when trailing in the fourth quarter, matching the mark by the 2011 Wildcats. In addition to the bowl win, K-State also overcame a seven-point deficit in week two at Tulane for a 34-27 win; a four-point deficit by scoring on a 50-yard touchdown pass with 2:14 left at Colorado for a 31-28 win; and a one-point deficit with a 51-yard field goal with 1:42 left for a 29-27 win over Kansas, the latter being the Wildcats' 16-straight Dillons Sunflower Showdown victory.

• It only took year four of the Klieman era for a milestone to be reached at K-State as the Wildcats captured the 2022 Big 12 Championship – the fourth league title in school history and first since 2012 – and the Wildcats finished the season with a 10-4 record, the 11th double-digit victory campaign in school history. K-State finished No. 9 in the final College Football Playoff Top 25, the Wildcats' second-highest ranking ever in the CFP era and the highest for the final poll. K-State also ranked No. 14 in the final Associated Press Top 25 and Coaches' Poll, the highest final ranking since 2012.

• The Wildcats' championship campaign was spearheaded by a school-record three victories over teams that were ranked in the top 10 of the AP Top 25, culminating with a 31-28 overtime victory over No. 3 TCU in the Big 12 Championship. In fact, since Klieman took over the reins of the K-State program in 2019, the Wildcats have five wins over teams ranked in the top 10 of the AP Top 25 poll, the most victories by any Big 12 program over that span.

• Under Klieman, 10 Wildcats have been selected in the NFL Draft, including four in 2023 and three in 2024. In fact, Anudike-Uzomah was selected in the first round (No. 31) and Julius Brents was picked in the second round (No. 44) of the 2023 NFL Draft, marking the first time in school history two Wildcats were taken within the first 44 picks of an NFL Draft.

• Prior to arriving at K-State, Klieman capped his five-year stint as head coach at North Dakota State by winning his fourth national championship in 2018. He tied Jim Tressel (Youngstown State) for the most FCS National Championships as a head coach, while he was a part of seven national championships at NDSU, which was the most in FCS history at the time of his departure. Klieman guided the 2018 Bison to a perfect 15-0 record, just the fifth team in FCS history to go undefeated and untied on the way to a national championship.

• Klieman was a three-time All-Gateway Conference defensive back at Northern Iowa and four-year letterwinner from 1986 to 1990. He graduated from UNI in 1990 with a bachelor's degree in health education and a master's degree in physical education in 1992.

• Klieman and his wife, Rhonda, are parents of two sons, Devin and Colby, and one daughter, Haley.

For a complete bio, visit [www.k-statesports.com/coachklieman](http://www.k-statesports.com/coachklieman)

### KLIEMAN'S YEAR-BY-YEAR RECORD

Year	School	Overall	Home	Away	Neutral	Conf.	Finish	Postseason
2005	Loras College	3-7	2-3	1-4	0-0	2-6	7th	None
2014	North Dakota State	15-1	9-0	5-1	1-0	7-1	t1st	FCS Champions
2015	North Dakota State	13-2	8-1	4-1	1-0	7-1	t1st	FCS Champions
2016	North Dakota State	12-2	7-2	5-0	0-0	7-1	t1st	FCS Semifinals
2017	North Dakota State	14-1	9-0	4-1	1-0	7-1	1st	FCS Champions
2018	North Dakota State	15-0	10-0	4-0	1-0	8-0	1st	FCS Champions
2019	Kansas State	8-5	5-2	3-2	0-1	5-4	t3rd	Liberty Bowl
2020	Kansas State	4-6	2-3	2-3	0-0	4-5	7th	None
2021	Kansas State	8-5	4-3	2-2	2-0	4-5	t5th	Texas Bowl Champions
2022	Kansas State	10-4	5-2	4-1	1-1	7-2	1st	Sugar Bowl
2023	Kansas State	9-4	6-1	2-3	1-0	6-3	t4th	Pop-Tarts Bowl Champions
2024	Kansas State	9-4	5-1	3-3	1-0	5-4	t8th	Rate Bowl Champions
2025	Kansas State	1-1	1-0	0-0	0-1	0-1		

### THE KLIEMAN FILE

Hometown:	Waterloo, Iowa
Spouse:	Rhonda
Children:	Devin, Haley, Colby

### EDUCATION

Bachelor's Degree in Health Education (Northern Iowa, 1990)
Master's Degree in Physical Education (Northern Iowa, 1992)

### PLAYING EXPERIENCE

Northern Iowa, Defensive Back (1986-90)

### COACHING EXPERIENCE

Year(s)	Position	School
1991-92	Graduate Assistant	Northern Iowa
1993	Defensive Backs	Northern Iowa
1994-96	Defensive Backs	Western Illinois
1997	Graduate Assistant	Kansas
1999	Defensive Backs	Missouri State
2002-04	Defensive Coordinator	Loras College
2005	Head Coach	Loras College
2006-07	Defensive Backs	Northern Iowa
2008	Co-Defensive Coordinator/DB	Northern Iowa
2009-10	Defensive Coordinator/DB	Northern Iowa
2011	Defensive Backs	North Dakota State
2012-13	Defensive Coordinator/DB	North Dakota State
2014-18	Head Coach	North Dakota State
2019-25	Head Coach	Kansas State

### RECORD vs. D1 OPPONENTS

Opponent	W	L	PCT
Alabama	0	1	.000
Arizona	1	0	1.000
Arizona State	0	1	.000
Arkansas State	0	1	.000
Army	FIRST MEETING		
Baylor	2	3	.400
Bowling Green	1	0	1.000
BYU	0	1	.000
Cal Poly	1	0	1.000
Charleston Southern	1	0	1.000
Cincinnati	1	0	1.000
Coastal Carolina	1	0	1.000
Colgate	1	0	1.000
Colorado	1	0	1.000
Delaware	1	0	1.000
Eastern Washington	3	0	1.000
Houston	1	1	.500
Illinois State	4	0	1.000
Incarname Word	1	0	1.000
Indiana State	4	0	1.000
Iowa	1	0	1.000
Iowa State	2	5	.286
Jacksonville State	1	0	1.000
James Madison	1	1	.500
Kansas	6	0	1.000
LSU	1	0	1.000
Mississippi State	1	0	1.000
Mississippi Valley State	1	0	1.000
Missouri	1	1	.500
Missouri State	5	0	1.000
Montana	2	0	1.000
Montana State	1	1	.500
Navy	0	1	.000
Nevada	1	0	1.000
Nicholls	1	0	1.000
North Alabama	1	0	1.000
NC State	1	0	1.000
North Dakota	2	0	1.000
Northern Iowa	5	1	.833
Oklahoma	3	1	.750
Oklahoma State	2	4	.333
Richmond	1	0	1.000
Robert Morris	1	0	1.000
Rutgers	1	0	1.000
Sam Houston State	2	0	1.000
San Diego	2	0	1.000
South Dakota	5	1	.833
South Dakota State	6	2	.750
Southeast Missouri	1	0	1.000
Southern Illinois	4	0	1.000
Stanford	1	0	1.000
TCU	5	1	.833
Texas	0	5	.000
Texas Tech	5	0	1.000
Troy	1	0	1.000
Tulane	1	1	.500
UCF	1	0	1.000
Utah	FIRST MEETING		
UT Martin	1	0	1.000
Weber State	2	0	1.000
West Virginia	3	2	.600
Western Illinois	5	0	1.000
Wofford	1	0	1.000
Youngstown State	5	0	1.000





## LORAS COLLEGE

2005 (3-7/2-6 IIA)

Date	Opponent	Score	W/L
9/3	Concordia (Ill.)	48-3	W
9/10	at St. Ambrose	28-29	L
9/17	at Buena Vista	0-14	L
9/24	Central College	0-21	L
10/1	at Cornell College	27-14	W
10/15	Simpson College	15-7	W
10/2	Wartburg College	10-14	L
10/29	at Luther College	19-22	L
11/5	Coe College	14-24	L
11/12	at Dubuque	18-20	L

## NORTH DAKOTA STATE

2014 (15-1/7-1 MFVC)

Date	Opponent	Score	W/L
8/30	at Iowa State	34-14	W
9/6	at Weber State	24-7	W
9/13	Incarinate World	58-0	W
9/20	Montana	22-10	W
10/4	at Western Illinois	17-10	W
10/11	Southern Illinois	38-10	W
10/18	Indiana State	34-17	W
10/25	at South Dakota	47-7	W
11/1	South Dakota St.	37-17	W
11/8	at Northern Iowa	3-23	L
11/15	at Missouri State	45-10	W
11/22	Youngstown St.	38-14	W
12/6	South Dakota St.*	27-24	W
12/13	Coastal Carolina*	39-32	W
12/19	Sam Houston St.*	35-3	W

### NCAA Division I Championship

1/10	Illinois State	29-27	W
------	----------------	-------	---

2015 (13-2/7-1 MFVC)

Date	Opponent	Score	W/L
8/29	at Montana State	35-38	L
9/12	Weber State	41-14	W
9/19	North Dakota	34-9	W
10/3	at South Dakota St.	28-7	W
10/10	Northern Iowa	31-28	W
10/17	South Dakota	21-24	L
10/24	at Indiana State	28-14	W
10/31	at Southern Illinois	35-29	W
11/7	Western Illinois	59-7	W
11/14	at Youngstown St.	27-24	W

11/21	Missouri State	55-0	W
12/5	Montana*	37-6	W
12/12	Northern Iowa*	23-13	W
12/18	Richmond*	33-7	W

### NCAA Division I Championship

1/9	Jacksonville State	37-10	W
-----	--------------------	-------	---

2016 (12-2/7-1 MFVC)

Date	Opponent	Score	W/L
8/27	Charleston Southern	24-17 (OT)	W
9/10	E. Washington	50-44 (OT)	W
9/17	at Iowa	23-21	W
10/1	Illinois State	31-10	W
10/8	at Missouri State	27-3	W
10/15	South Dakota St.	17-19	L
10/22	at Western Illinois	21-13	W
10/29	at Northern Iowa	24-20	W
11/5	Youngstown State	24-3	W
11/12	Indiana State	41-17	W
11/19	at South Dakota	28-21	W
12/3	San Diego*	45-7	W
12/10	South Dakota St.*	36-10	W
12/18	James Madison*	17-27	L

2017 (14-1/7-1 MFVC)

Date	Opponent	Score	W/L
9/2	Miss. Valley St.	72-7	W
9/9	at E. Washington	40-13	W
9/23	Robert Morris	56-0	W
9/30	Missouri State	38-11	W
10/7	at Indiana State	52-0	W
10/14	at Youngstown St.	27-24 (OT)	W
10/21	Western Illinois	24-12	W
10/28	Northern Iowa	30-14	W
11/4	at South Dakota St.	21-33	L
11/11	South Dakota	49-14	W
11/18	at Illinois State	20-7	W
12/2	San Diego*	38-3	W
12/9	Wofford*	42-10	W
12/15	Sam Houston St.*	55-13	W

### NCAA Division I Championship

1/6	James Madison	17-13	W
-----	---------------	-------	---

2018 (15-0/8-0 MVFC)

Date	Opponent	Score	W/L
9/1	Cal Poly	49-3	W
9/15	North Alabama	38-7	W
9/22	Delaware	38-10	W
9/29	South Dakota St.	21-17	W
10/6	at Northern Iowa	56-31	W
10/13	at Western Illinois	34-7	W
10/20	Illinois State	28-14	W
10/27	at South Dakota	59-14	W
11/3	Youngstown State	17-7	W
11/10	at Missouri State	48-7	W
11/17	Southern Illinois	65-17	W
12/1	Montana State*	52-10	W
12/8	Colgate*	35-0	W
12/14	South Dakota St.*	44-21	W

### NCAA Division I Championship

11/5	E. Washington	38-24	W
------	---------------	-------	---

\* FCS Playoffs

## KANSAS STATE

2019 (8-5/5-4 Big 12)

Date	Opponent	Score	W/L
8/31	Nicholls	49-14	W
9/7	Bowling Green	52-0	W
9/14	at Mississippi St.	31-24	W
9/28	at Oklahoma State	13-26	L
10/5	Baylor	12-31	L
10/19	TCU	24-17	W
10/26	No. 5 Oklahoma	48-41	W
11/2	at Kansas	38-10	W
11/9	at Texas	24-27	L
11/16	West Virginia	20-24	L
11/23	at Texas Tech	30-27	W
11/30	No. 23 Iowa State	27-17	W

### AutoZone Liberty Bowl (Memphis, Tenn.)

12/31	No. 23 Navy	17-20	L
-------	-------------	-------	---

2020 (4-6/4-5 Big 12)

Date	Opponent	Score	W/L
9/12	Arkansas State	31-35	L
9/26	at No. 3 Oklahoma	38-35	W
10/3	Texas Tech	31-21	W
10/10	at TCU	21-14	W
10/24	Kansas	55-14	W
10/31	at West Virginia	10-37	L

11/7	No. 14 Oklahoma St.	18-20	L
11/21	at No. 17 Iowa St.	45-0	L
11/28	at Baylor	31-32	L
12/5	Texas	31-69	L

2021 (8-5/4-5 Big 12)

Date	Opponent	Score	W/L
9/4	vs. Stanford (Jaxington, TX)	24-7	W
9/11	Southern Illinois	31-23	W
9/18	Nevada	38-17	W
9/25	at Oklahoma State	20-31	L
10/2	No. 6 Oklahoma	31-37	L
10/16	Iowa State	20-33	L
10/23	at Texas Tech	25-24	W
11/30	TCU	31-12	W
11/6	at Kansas	35-10	W
11/13	West Virginia	34-17	W
11/20	No. 11 Baylor	10-20	L
11/26	at Texas	17-22	L

### TaxAct Texas Bowl (Houston, Texas)

1/4	LSU	42-20	W
-----	-----	-------	---

2022 (10-4/7-2 Big 12)

Date	Opponent	Score	W/L
9/3	South Dakota	34-0	W
9/10	Missouri	40-12	W
9/17	Tulane	10-17	L
9/24	at No. 6 Oklahoma	41-34	W
10/1	Texas Tech	37-28	W
10/8	at Iowa State	10-9	W
10/22	at No. 8 TCU	28-38	L
10/29	No. 9 Oklahoma St.	48-0	W
11/5	Texas	27-34	L
11/12	at Baylor	31-3	W
11/19	at West Virginia	48-31	W
11/26	Kansas	47-27	W

### Big 12 Championship (Arlington, Texas)

12/3	No. 3 TCU	31-28 (OT)	W
------	-----------	------------	---

### Allstate Sugar Bowl (New Orleans, La.)

12/31	No. 5 Alabama	20-45	L
-------	---------------	-------	---

2023 (9-4/6-3 Big 12)

Date	Opponent	Score	W/L
9/2	SEMO	45-0	W
9/9	Troy	42-13	W
9/16	at Missouri	27-30	L

9/23	UCF	44-31	W
10/6	at Oklahoma State	21-29	L
10/14	at Texas Tech	38-21	W
10/21	TCU	41-3	W
10/28	Houston	41-0	W
11/4	at No. 7 Texas	30-33 (OT)	L
11/11	Baylor	59-25	W
11/18	at No. 25 Kansas	31-27	W
11/25	Iowa State	35-42	L

### Pop-Tarts Bowl (Orlando, Fla.)

12/28	No. 19 NC State	28-19	W
-------	-----------------	-------	---

2024 (8-3/5-3 Big 12)

Date	Opponent	Score	W/L
8/31	UT Martin	41-6	W
9/7	at Tulane	34-27	W
9/13	No. 20 Arizona	31-7	W
9/21	at BYU	9-38	L
9/28	No. 20 Oklahoma St.	42-20	W
10/12	at Colorado	31-28	W
10/19	at West Virginia	45-18	W
10/26	Kansas	29-27	W
11/2	at Houston	19-24	L
11/16	Arizona State	14-24	L
11/23	Cincinnati	41-15	W
11/30	at No. 17 Iowa St.	21-29	L

### Rate Bowl (Phoenix, Ariz.)

12/26	Rutgers	44-41	W
-------	---------	-------	---

2025 (1-1/0-1 Big 12)

Date	Opponent	Score	W/L
8/23	vs. Iowa St. (Dublin)	21-24	L
8/30	North Dakota	38-25	W
9/6	Army		
9/12	at Arizona		
9/27	UCF		
10/4	at Baylor		
10/11	TCU		
10/25	at Kansas		
11/1	Texas Tech		
11/15	at Oklahoma State		
11/22	at Utah		
11/29	Colorado		

## KLIEMAN'S RECORD BREAKDOWN

	Loras	North Dakota State					Kansas State								Total	
Category	2005	2014	2015	2016	2017	2018	2019	2020	2021	2022	2023	2024	2025	K-State	Career	
Overall	3-7	15-1	13-2	12-2	14-1	15-0	8-5	4-6	8-5	10-4	9-4	9-4	1-1	49-29	121-42	
Home	2-3	9-0	8-1	7-2	9-0	10-0	5-2	2-3	4-3	5-2	6-1	5-1	1-0	28-12	73-18	
Away	1-4	5-1	4-1	5-0	4-1	4-0	3-2	2-3	2-2	4-1	2-3	3-3	0-0	16-14	39-21	
Neutral	0-0	1-0	1-0	0-0	1-0	1-0	0-1	0-0	2-0	1-1	1-0	1-0	0-1	5-3	9-3	
Conference	2-6	7-1	7-1	7-1	7-1	8-0	5-4	4-5	4-5	7-2	6-3	5-4	0-1	31-24	69-34	
Home Conference	1-3	4-0	3-1	3-1	4-0	4-0	3-2	2-2	2-3	3-1	4-1	3-1	0-0	17-10	36-15	
Away Conference	1-3	3-1	4-0	4-0	3-1	4-0	2-2	2-3	2-2	4-1	2-2	2-3	0-0	14-13	33-18	
Neutral Conference	0-0	0-0	0-0	0-0	0-0	0-0	0-0	0-0	0-0	0-0	0-0	0-0	0-1	0-1	0-1	
Non-Conference	1-1	8-0	6-1	5-1	7-0	7-0	3-1	0-1	4-0	3-2	3-1	4-0	1-0	18-5	52-8	
Home Non-Conference	1-0	5-0	5-0	4-1	5-0	6-0	2-0	0-1	2-0	2-1	2-0	2-0	1-0	11-2	37-3	
Away Non-Conference	0-1	2-0	0-1	1-0	1-0	0-0	1-0	0-0	0-0	0-0	0-1	1-0	0-0	2-1	6-3	
Neutral Non-Conference	0-0	1-0	1-0	0-0	1-0	1-0	0-1	0-0	2-0	1-1	1-0	1-0	0-0	5-2	9-2	
Coming Off a Win*	0-2	10-1	8-1	8-2	9-1	11-0	5-1	2-1	5-2	6-2	4-3	4-3	0-0	26-12	72-19	
Coming Off a Loss*	1-5	1-0	2-0	1-0	1-0	0-0	1-2	0-3	1-2	3-0	3-0	2-0	1-0	11-7	17-12	
Coming Off a Bye*	1-0	3-0	3-0	2-0	3-0	3-0	1-2	2-1	1-1	0-2	1-1	2-1	0-0	7-8	22-8	
August	0-0	1-0	0-1	1-0	0-0	0-0	1-0	0-0	0-0	0-0	0-0	1-0	1-1	3-1	5-2	
September	1-3	3-0	2-0	2-0	4-0	4-0	2-1	1-1	3-1	3-1	3-1	3-1	0-0	15-6	31-9	
October	2-2	4-0	4-1	4-1	4-0	4-0	2-1	3-1	2-2	3-1	3-1	3-0	0-0	16-6	38-10	
November	0-2	3-1	3-0	3-0	2-1	3-0	3-2	0-3	2-2	3-1	2-2	1-3	0-0	11-13	25-17	
December	0-0	3-0	3-0	2-1	3-0	3-0	0-1	0-1	0-0	1-1	1-0	1-0	0-0	3-3	17-4	
January	0-0	1-0	1-0	0-0	1-0	1-0	0-0	0-0	1-0	0-0	0-0	0-0	0-0	1-0	5-0	
Tuesday	0-0	0-0	0-0	0-0	0-0	0-0	0-1	0-0	1-0	0-0	0-0	0-0	0-0	1-1	1-1	
Thursday	0-0	0-0	0-0	0-0	0-0	0-0	0-0	0-0	0-0	0-0	1-0	1-0	0-0	2-0	2-0	
Friday	0-0	1-0	1-0	0-1	1-0	1-0	0-0	0-0	0-1	0-0	0-1	1-0	0-0	1-2	5-3	
Saturday	3-7	14-1	12-2	12-1	13-1	14-0	8-4	4-6	7-4	10-4	8-3	7-4	1-1	45-26	113-38	
Scoring First	3-4	11-0	8-1	8-1	9-0	11-0	7-3	3-3	7-1	8-1	9-1	6-2	1-0	41-11	91-17	
Opponent Scores First	0-3	4-1	5-1	4-1	5-1	4-0	1-2	1-3	1-4	2-3	0-3	3-2	0-1	8-18	30-25	
Leading at Halftime	2-1	12-0	10-2	10-1	10-0	14-0	7-1	3-3	6-1	10-2	8-1	7-1	0-0	41-9	99-13	
Behind at Halftime	1-6	1-1	3-0	1-1	1-1	1-0	0-3	1-3	2-4	0-2	1-3	2-3	1-0	7-18	15-27	
Tied at Halftime	0-0	2-0	0-0	1-0	3-0	0-0	1-1	0-0	0-0	0-0	0-0	0-0	0-1	1-2	7-2	
Overtime	0-0	0-0	0-0	2-0	1-0	0-0	0-0	0-0	0-0	1-0	0-1	0-0	0-0	1-1	4-1	
Outgain Opponent	3-2	15-0	13-0	11-0	14-0	14-0	4-1	1-1	7-1	8-1	7-1	8-4	1-1	36-10	106-12	
Outgained by Opponent	0-5	0-1	0-2	1-2	0-1	1-0	4-4	3-5	1-4	2-2	2-3	1-0	0-0	13-18	15-29	
Total Yardage Equal	0-0	0-0	0-0	0-0	0-0	0-0	0-0	0-0	0-0	0-1	0-0	0-0	0-0	0-1	0-1	
Win Turnover Battle	2-3	10-0	5-2	9-1	10-0	10-0	4-1	3-1	5-1	8-1	7-2	6-0	0-0	33-6	79-12	
Lose Turnover Battle	1-3	3-0	6-0	2-0	1-1	0-0	1-3	0-5	2-3	1-2	2-2	1-4	0-0	7-19	20-23	
Equal Turnovers	0-1	2-1	2-0	1-1	3-0	5-0	3-1	1-0	1-1	1-1	0-0	2-0	1-1	9-4	22-7	
With 100-Yard Rusher	2-0	11-0	5-0	7-0	8-0	9-0	4-0	1-3	7-2	8-1	6-2	8-1	0-0	34-9	76-0	
Scoring a Defensive TD	0-1	2-0	3-0	3-0	2-0	3-0	1-0	2-0	0-0	1-0	1-0	2-0	0-0	7-0	20-1	
Scoring a Special Teams TD	2-0	0-0	3-0	1-0	0-0	0-0	3-2	1-0	1-2	2-0	0-0	1-0	0-0	8-4	14-4	



## STATISTICAL HIGHS/LOWS UNDER KLIEMAN

### K-STATE

#### Total Offense Highs

1. vs. SEMO (2023) ..... 588
2. vs. TCU (2023) ..... 587
3. vs. Nicholls (2019) ..... 573
4. vs. Oklahoma State (2024) ... 559
5. vs. Rutgers (2024) ..... 542
6. vs. UCF (2023) ..... 536
7. vs. Bowling Green (2019) ..... 521
8. at Oklahoma (2022) ..... 509
9. at Kansas (2021) ..... 504
10. vs. Iowa State (2023) ..... 497

#### Total Offense Lows

1. at Iowa State (2020) ..... 149
2. vs. Navy (2019) ..... 170
3. at West Virginia (2020) ..... 170
4. at Oklahoma State (2019) ..... 244
5. at Oklahoma State (2021) ..... 260
6. vs. Baylor (2021) ..... 263
7. vs. TCU (2019) ..... 266
8. at Mississippi State (2019) ..... 269
9. vs. Iowa State (2019) ..... 288
10. at TCU (2020) ..... 289

#### First Downs Highs

1. vs. Nicholls (2019) ..... 33
2. vs. Iowa State (2023) ..... 32
3. vs. UCF (2023) ..... 32
4. at Baylor (2022) ..... 30
5. vs. TCU (2023) ..... 29
6. vs. SEMO (2023) ..... 28
7. at Oklahoma (2022) ..... 28
8. vs. Texas (2022) ..... 25
9. vs. Bowling Green (2019) ..... 25
10. Five Tied (LAST: vs. TTU, 2023) .... 24

#### First Downs Lows

1. at Oklahoma State (2019) ..... 8
2. at Iowa State (2020) ..... 9
3. at Oklahoma (2020) ..... 10
4. vs. Navy (2019) ..... 10
5. vs. Baylor (2021) ..... 12
6. at TCU (2020) ..... 12
7. vs. Iowa State (2025) ..... 13
8. at Texas (2021) ..... 13
9. at Oklahoma State (2021) ..... 13
10. at West Virginia (2020) ..... 13

#### Rushing Yards Highs

1. vs. Nicholls (2019) ..... 361
2. vs. Rutgers (2024) ..... 347
3. vs. TCU (2023) ..... 343
4. vs. Texas Tech (2022) ..... 343
5. at Kansas (2019) ..... 342
6. vs. Bowling Green (2019) ..... 333
7. vs. Oklahoma State (2024) ... 300
8. vs. South Dakota (2022) ..... 297
9. vs. UT Martin (2024) ..... 283
10. Two Tied (LAST: vs. CIN, 2024) ... 281

#### Rushing Yards Lows

1. at Texas (2023) ..... 30
2. at West Virginia (2020) ..... 41
3. vs. Navy (2019) ..... 46
4. at Texas (2019) ..... 51
5. at Oklahoma (2020) ..... 56
6. at Oklahoma State (2021) ..... 62
7. at Texas Tech (2021) ..... 71
8. at Iowa State (2020) ..... 73
9. at Houston (2024) ..... 89
10. vs. Arkansas State (2020) ..... 91

#### Rushing Attempts Highs

1. at Kansas (2019) ..... 60
2. vs. Bowling Green (2019) ..... 58
3. vs. Nicholls (2019) ..... 58
4. vs. Iowa State (2023) ..... 54
5. vs. TCU (2023) ..... 52
6. at Oklahoma (2022) ..... 49
7. vs. Southern Illinois (2021) ..... 49
8. vs. Iowa State (2019) ..... 49
9. vs. Nevada (2021) ..... 48
10. at Texas Tech (2023) ..... 47

#### Rushing Attempts Lows

1. vs. Baylor (2021) ..... 21
2. at West Virginia (2020) ..... 23
3. vs. Arizona State (2024) ..... 25
4. at Oklahoma State (2021) ..... 25
5. at West Virginia (2024) ..... 26
6. at Oklahoma (2020) ..... 26
7. at Texas (2019) ..... 26
8. vs. Iowa State (2025) ..... 27
9. vs. Oklahoma (2021) ..... 27
10. vs. Navy (2019) ..... 27

#### Passing Yards Highs

1. vs. SEMO (2023) ..... 360
2. at Oklahoma (2020) ..... 334
3. vs. Texas (2022) ..... 329
4. at Texas (2023) ..... 327
5. vs. Oklahoma (2021) ..... 320
6. vs. North Dakota (2025) .. 318
7. at Texas Tech (2021) ..... 306
8. vs. West Virginia (2019) ..... 299
9. at West Virginia (2024) ..... 298
10. vs. Oklahoma State (2022) ... 296

#### Passing Yards Lows

1. vs. Iowa State (2019) ..... 57
2. at Texas (2021) ..... 65
3. at Iowa State (2020) ..... 76
4. at Baylor (2020) ..... 88
5. vs. South Dakota (2022) ..... 95
6. vs. Missouri (2022) ..... 101
7. vs. Texas Tech (2022) ..... 116
8. at TCU (2020) ..... 117
9. at Oklahoma State (2019) ..... 118
10. at Mississippi State (2019) ..... 123

#### Completions Highs

1. vs. Oklahoma (2021) ..... 29
2. vs. North Dakota (2025) ... 28
3. vs. UCF (2023) ..... 27
4. at Texas (2023) ..... 26
5. vs. Baylor (2022) ..... 26
6. at Missouri (2023) ..... 25
7. vs. Arizona State (2024) ..... 24
8. vs. Iowa State (2023) ..... 24
9. vs. Texas (2022) ..... 24
10. at Texas Tech (2021) ..... 24
11. vs. West Virginia (2019) ..... 24

#### Completions Lows

1. vs. Iowa State (2019) ..... 5
2. at TCU (2020) ..... 8
3. vs. Missouri (2022) ..... 9
4. at Texas (2021) ..... 9
5. vs. Nevada (2021) ..... 9
6. at Oklahoma State (2021) ..... 9
7. vs. Stanford (2021) ..... 9
8. at Iowa State (2020) ..... 9
9. at Baylor (2020) ..... 9
10. at Kansas (2019) ..... 9
11. Three Tied (LAST: vs. OSU, 2020) ... 10

#### Passing Attempts Highs

1. vs. Iowa State (2023) ..... 48
2. vs. North Dakota (2025) .... 43
3. at Texas (2023) ..... 43
4. vs. UCF (2023) ..... 42
5. at Houston (2024) ..... 41
6. vs. Oklahoma (2021) ..... 41
7. vs. Arizona State (2024) ..... 40
8. at Missouri (2023) ..... 39
9. vs. West Virginia (2019) ..... 39
10. vs. Oklahoma State (2022) ... 37
11. at West Virginia (2020) ..... 37

#### Passing Attempts Lows

1. vs. Iowa State (2019) ..... 12
2. at Texas (2021) ..... 13
3. vs. Nevada (2021) ..... 13
4. vs. Stanford (2021) ..... 14
5. vs. Navy (2019) ..... 14
6. at Kansas (2019) ..... 16
7. at Texas Tech (2023) ..... 18
8. at Baylor (2020) ..... 18
9. at Mississippi State (2019) ..... 18
10. Six Times (LAST: vs. TTU, 2022) ... 19

#### Scoring Highs

1. vs. Baylor (2023) ..... 59
2. vs. Kansas (2020) ..... 55
3. vs. Bowling Green (2019) ..... 52
4. vs. Nicholls (2019) ..... 49
5. at West Virginia (2022) ..... 48
6. vs. Oklahoma State (2022) ..... 48
7. vs. Oklahoma (2019) ..... 48
8. vs. Kansas (2022) ..... 47
9. at West Virginia (2024) ..... 45
10. vs. SEMO (2023) ..... 45

#### Scoring Lows

1. at Iowa State (2020) ..... 0
2. at BYU (2024) ..... 9
3. at Iowa State (2022) ..... 10
4. vs. Tulane (2022) ..... 10
5. vs. Baylor (2021) ..... 10
6. at Oklahoma State (2020) ..... 10
7. vs. Baylor (2019) ..... 12
8. at Oklahoma State (2019) ..... 13
9. vs. Arizona State (2024) ..... 14
10. Two Times (LAST: at TEX, 2021) ... 17

#### Total Offense Highs

1. vs. Texas (2020) ..... 608
2. at Oklahoma (2022) ..... 550
3. at Iowa State (2020) ..... 539
4. at Oklahoma State (2019) ..... 526
5. at Oklahoma (2020) ..... 517
6. at Texas Tech (2019) ..... 512
7. vs. Oklahoma (2019) ..... 497
8. vs. Alabama (2022) ..... 496
9. at TCU (2022) ..... 495
10. at Tulane (2024) ..... 491

#### Total Offense Lows

1. vs. UT Martin (2024) ..... 134
2. vs. Bowling Green (2019) .... 140
3. vs. Houston (2023) ..... 208
4. vs. Oklahoma State (2022) ... 217
5. vs. Missouri (2022) ..... 222
6. vs. SEMO (2023) ..... 227
7. at Houston (2024) ..... 232
8. vs. Stanford (2021) ..... 233
9. vs. Iowa State (2019) ..... 236
10. Two Times (LAST: at BYU, 2024) ... 241

#### First Downs Highs

1. at Oklahoma (2020) ..... 28
2. vs. Texas Tech (2020) ..... 27
3. at Texas Tech (2019) ..... 26
4. at TCU (2022) ..... 26
5. at Oklahoma (2022) ..... 26
6. vs. Texas Tech (2022) ..... 26
7. vs. Arkansas State (2020) ..... 26
8. vs. Texas (2020) ..... 26
9. at Iowa State (2020) ..... 26
10. Two Times (LAST: vs. OSU, 2024) ... 25

#### First Downs Lows

1. vs. Bowling Green (2019) ..... 5
2. vs. UT Martin (2024) ..... 8
3. at Houston (2024) ..... 10
4. vs. Iowa State (2023) ..... 10
5. vs. Iowa State (2019) ..... 10
6. vs. Houston (2023) ..... 11
7. vs. Nicholls (2019) ..... 11
8. at Kansas (2019) ..... 12
9. Three Times (LAST: vs. SEMO, 2023) ... 13

#### Rushing Yards Highs

1. at Oklahoma State (2019) ..... 373
2. vs. Texas (2020) ..... 334
3. vs. Navy (2019) ..... 323
4. vs. Texas (2022) ..... 269
5. vs. Iowa State (2023) ..... 258
6. at Iowa State (2020) ..... 240
7. vs. NC State (2023) ..... 235
8. at Kansas (2023) ..... 234
9. vs. Texas (2023) ..... 230
10. vs. TCU (2023) ..... 228

#### Rushing Yards Lows

1. at Colorado (2024) ..... 29
2. vs. SEMO (2023) ..... 6
3. vs. Nevada (2021) ..... 25
4. vs. UT Martin (2024) ..... 36
5. vs. Stanford (2021) ..... 39
6. vs. Iowa State (2019) ..... 51
7. vs. Oklahoma State (2022) ..... 54
8. vs. Arizona (2024) ..... 56
9. at Kansas (2019) ..... 61
10. vs. Bowling Green (2019) ..... 61

### OPPONENTS

#### Rushing Attempts Highs

1. at TCU (2022) ..... 56
2. vs. Navy (2019) ..... 54
3. vs. Baylor (2021) ..... 48
4. vs. Iowa State (2025) ..... 47
5. at Texas (2021) ..... 44
6. at Iowa State (2020) ..... 44
7. at West Virginia (2020) ..... 44
8. at Oklahoma State (2019) ..... 44
9. at Mississippi State (2019) ..... 44
10. Three Times (LAST: at ISU, 2024) ... 43

#### Rushing Attempts Lows

1. at Colorado (2024) ..... 19
2. vs. Arizona (2024) ..... 19
3. vs. Bowling Green (2019) ..... 20
4. vs. TCU (2023) ..... 22
5. vs. Stanford (2021) ..... 22
6. vs. Iowa State (2023) ..... 23
7. at Baylor (2022) ..... 23
8. vs. Nevada (2021) ..... 23
9. vs. Nicholls (2019) ..... 23
10. Two Times (LAST: at ISU, 2022) ... 24

#### Passing Yards Highs

1. vs. Oklahoma (2019) ..... 395
2. at Colorado (2024) ..... 388
3. at Oklahoma (2022) ..... 387
4. at Texas Tech (2019) ..... 368
5. vs. Oklahoma State (2024) ... 364
6. vs. Texas Tech (2022) ..... 359
7. at Missouri (2023) ..... 356
8. at Baylor (2020) ..... 349
9. at Oklahoma State (2021) ..... 344
10. at Tulane (2024) ..... 342

#### Passing Yards Lows

1. vs. Bowling Green (2019) ..... 79
2. vs. Houston (2023) ..... 95
3. vs. UT Martin (2024) ..... 98
4. vs. Navy (2019) ..... 98
5. vs. Oklahoma State (2020) ... 108
6. at Houston (2024) ..... 111
7. vs. Nicholls (2019) ..... 126
8. vs. Missouri (2022) ..... 128
9. at Iowa State (2024) ..... 137
10. Two Times (LAST: vs. LSU, 2021) ... 138

#### Completions Highs

1. at Colorado (2024) ..... 34
2. vs. Texas Tech (2022) ..... 34
3. vs. Texas Tech (2020) ..... 34
4. at Baylor (2020) ..... 31
5. at Texas Tech (2023) ..... 30
6. at Oklahoma (2020) ..... 30
7. at Texas Tech (2019) ..... 29
8. vs. Nevada (2021) ..... 28
9. vs. West Virginia (2021) ..... 27
10. Three Times (LAST: vs. OSU, 2024) ... 26

#### Completions Lows

1. vs. Navy (2019) ..... 6
2. vs. LSU (2021) ..... 7
3. vs. Iowa State (2023) ..... 8
4. vs. UT Martin (2024) ..... 10
5. at Texas Tech (2021) ..... 10
6. vs. Nicholls (2019) ..... 10
7. at Kansas (2023) ..... 11
8. at Mississippi State (2019) ..... 11
9. vs. Bowling Green (2019) ..... 11
10. at Houston (2024) ..... 12

#### Passing Attempts Highs

1. vs. Oklahoma State (2024) ..... 50
2. at Texas Tech (2019) ..... 50
3. at Texas Tech (2023) ..... 49
4. vs. Texas Tech (2020) ..... 49
5. vs. Texas Tech (2022) ..... 48
6. vs. Baylor (2023) ..... 47
7. vs. West Virginia (2021) ..... 45
8. vs. TCU (2023) ..... 43
9. vs. Arizona (2024) ..... 42
10. Two Times (LAST: vs. NEV, 2021) ... 41

#### Passing Attempts Lows

1. vs. Navy (2019) ..... 9
2. vs. LSU (2021) ..... 11
3. at Houston (2024) ..... 12
4. vs. Iowa State (2023) ..... 12
5. at Kansas (2023) ..... 16
6. vs. UT Martin (2024) ..... 17
7. vs. Nicholls (2019) ..... 18
8. at Texas Tech (2021) ..... 19
9. vs. Arizona (2024) ..... 21
10. vs. Alabama (2022) ..... 22

#### Scoring Highs

1. vs. Texas (2020) ..... 69
2. vs. Alabama (2022) ..... 45
3. at Iowa State (2020) ..... 45
4. vs. Iowa State (2023) ..... 42
5. vs. Rutgers (2024) ..... 41
6. vs. Oklahoma (2019) ..... 41
7. at BYU (2024) ..... 38
8. at TCU (2022) ..... 38
9. vs. Oklahoma (2021) ..... 37
10. at West Virginia (2020) ..... 37

#### Scoring Lows

1. vs. Houston (2023) ..... 0
2. vs. SEMO (2023) ..... 0
3. vs. Oklahoma State (2022) ..... 0
4. vs. South Dakota (2022) ..... 0
5. vs. Bowling Green (2019) ..... 0
6. vs. TCU (2023) ..... 3
7. at Baylor (2022) ..... 3
8. vs. UT Martin (2024) ..... 6
9. vs. Arizona (2024) ..... 7
10. vs. Stanford (2021) ..... 7




GAMEDAY: FIELD

**MATT WELLS**

Assoc. HC/Offensive Coord./QBs • Utah State '96  
29th Year in Coaching • Second Year at K-State

- In his second season at K-State coaching the quarterbacks and serving as associate head coach, while he is in his first season as the offensive coordinator.
- Coached Avery Johnson to a school-record 25 touchdown passes in 2024.
- Johnson was one of three QBs from Power 4 schools to record at least 2,700 passing yards and 600 rushing yards.
- In his 29th year in coaching, which includes nine seasons as a head coach at Utah State (2013-18) and Texas Tech (2019-21).
- Coached Jordan Love at Utah State, who went on to become a First Round NFL Draft choice by Green Bay.



GAMEDAY: FIELD

**VAN MALONE**

Assistant Head Coach/CBs • Houston '02  
27th Year in Coaching • Seventh Year at K-State

- In his seventh season coaching the K-State cornerbacks and his sixth as the assistant head coach and defensive pass game coordinator.
- Has tutored seven All-Big 12 cornerbacks during his six years.
- Coached Jacob Parrish, to two All-Big 12 honors before he was drafted in the third round in 2025 by Tampa Bay.
- Also tutored JuJu Brents, who was the 44th overall selection in the 2023 NFL Draft by the Indianapolis Colts – the highest Wildcat CB drafted since Terence Newman in 2003 (No. 5).
- Named the 2023 Big 12 Cornerbacks Coach of the Year by Our Coaching Network.



GAMEDAY: FIELD

**JOE KLANDERMAN**

Defensive Coord./Safeties • Minnesota State '01  
24th Year in Coaching • Seventh Year at K-State

- In his seventh season coaching the safeties and sixth as the defensive coordinator.
- Has guided the Wildcats to 21.8 points allowed per game over the last four seasons – a span of 53 games – to rank 24th nationally, 17th among Power 4 teams and third among current Big 12 teams.
- Helped K-State defenders to 41 All-Big 12 honors as defensive coordinator, while he has tutored safeties to eight all-conference accolades since his arrival in 2019.
- Has coached three safeties that have been selected in the NFL Draft in three of the last four years, including Marques Siple in 2025 by San Francisco.



GAMEDAY: FIELD

**BRIAN ANDERSON**

Running Backs • Western Illinois '94  
30th Year in Coaching • Sixth Year at K-State

- In his seventh season as the running backs coach and his 31st season in coaching overall.
- Has tutored at least one All-Big 12 running back in each of his first six seasons on staff, including two of the four players in school history to record multiple 1,000-yard seasons in Deuce Vaughn (2021, 2022) and DJ Giddens (2023, 2024).
- Vaughn and Giddens have combined for four-straight seasons with a 1,000-yard rusher, the longest streak by the Wildcats since the 2001 through 2004 seasons.
- Vaughn was selected in the sixth round of the 2023 NFL Draft by Dallas, while Giddens was taken in the fifth round in 2025 by Indianapolis.



GAMEDAY: BOOTH

**BRIAN LEPAK (Int-PACK)**

Offensive Line • Oklahoma '10  
12th Year in Coaching • Fifth Year at K-State

- Entering his fifth season on staff but first as K-State's offensive line coach.
- Served as the tight ends coach from 2022-24 after one season as a senior offensive quality control coach.
- Tutored Ben Sinnott to All-Big 12 First Team accolades in both 2022 and 2023 before being selected in the second round of the 2024 NFL Draft by Washington.
- Garrett Oakley and Will Swanson were each All-Big 12 performers in 2024, marking the first time since 1997 that K-State had a pair of All-Big 12 tight ends in the same season.
- K-State's 2024 tight end unit combined for a nation-leading 13 touchdown receptions.



GAMEDAY: BOOTH

**MATTHEW MIDDLETON**

Wide Receivers • Ottawa '08  
18th Year in Coaching • Third Year at K-State

- A native Kansan and 17-year coaching veteran who is in his third season at K-State working with the wide receivers.
- Coached Jayce Brown to one of the best starts by a K-State receiver as he was the seventh-fastest player in school history to reach 1,000 career receiving yards (59th catch).
- During his first year in Manhattan, he helped close the career of Phillip Brooks, who left K-State ranking fourth in school history in career catches (182), seventh in yards (2,127) and tied for seventh in touchdowns (14).
- Brooks ranked ninth in the Big 12 in catches per game (4.42) in 2023, the first Wildcat wide receiver to rank in the top 10 in the conference in the category since 2014.



GAMEDAY: BOOTH

**STEVE STANARD (STAN-ard)**

Linebackers • Nebraska '89  
38th Year in Coaching • Sixth Year at K-State

- A veteran coach with ties to the Midwest and more than 30 years of coaching experience who is in his sixth season coaching the K-State linebackers.
- Has coached nine linebackers to All-Big 12 honors while at K-State with at least one honoree every season.
- Coached 2024 All-Big 12 Second Team selection Austin Romaine to 96 tackles, the most by a Wildcat since 2017.
- Tutored a trio of All-Big 12 linebackers in 2023 in Romaine (Def. FR of the Year), Austin Moore and Des Purnell.
- Has 20 seasons worth of defensive coordinator experience coming at Nebraska Wesleyan, South Dakota, New Mexico State, Colorado State, Tulane and Wyoming.

**SUPPORT STAFF****Assistant Position Coaches**

Nate Kaczor (Special Teams Coord./Special Asst. to HC)  
Matt Kardulis (Assistant Safeties Coach)  
Drew Liddle (Assistant Offensive Line Coach)  
Sean Maguire (Assistant Quarterbacks Coach)  
David Orloff (Outside Linebackers Coach)

**Graduate Assistants**

Will Farrar, Alex Wallace (Offense)  
Mikael Bradford, Cal Criner (Defense)

**Strength and Conditioning**

Ray Thomas (Director of Strength & Conditioning)  
Elijah Blackman (Assoc. Strength & Conditioning Coach)  
Ashton Farmer (Asst. Strength & Conditioning Coach)  
Seth Porter (Asst. Strength & Conditioning Coach)  
Garrett Williams (Asst. Strength & Conditioning Coach)

**Sports Medicine**

Mindy Hoffman (Head Football Athletic Trainer)  
Matt Thomason (Senior Assoc. AD)  
Scott Trausch (Director of Sports Diet and Nutrition)  
Lance Yancy (Director of Sports Science)  
Connor Bennett (Asst. Athletic Trainer)  
Matt Greenwald (Asst. Athletic Trainer)

**Administration**

Hank Jacobs (Director of Football Administration)  
Kacey Feldkamp (Director of Football Operations)  
Natalie Crimmins (Program Coordinator)  
Taylor Wenger (Football Operations Coordinator)  
Joe Hall (Director of Player Development)

**Recruiting**

Clint Brown (General Manager)  
Dimitri Donald (Director of Player Personnel/Asst. GM)  
Logan Twehous (Director of Scouting)  
Taylor Braet (Director of Football Recruiting)  
Maddi Gage (Director of On-Campus Recruiting)  
Aubrey Schneider (Asst. Dir. of On-Campus Recruiting)  
Zac Cox (Recruiting Operations Assistant)

**Coaching Video**

Scott Eilert (Director of Video Services)  
Dusty Willard (Asst. Director of Football Video)

**Creative**

Ron Cook (Director of Football Graphic Design)  
Chandler Mixon (Director of Football Photography)  
Matt Whipple (Director of Creative Media)

**Equipment**

Al Cerbe (Head Equipment Manager)  
Mitchell Mueller (Assistant Equipment Manager)  
Zach Durdle (Football Equipment Assistant)



GAMEDAY: FIELD

**MIKE TUIASOSOPO (TWO-ee-AH-so-SO-po)**

Defensive Tackles • Pacific Lutheran '89  
35th Year in Coaching • Seventh Year at K-State

- A veteran coach with over 30 years of experience who is in his seventh season at K-State.
- Under his leadership, the Wildcats have boasted an All-Big 12 defensive tackle in 2020, 2021, 2022 and 2023.
- Coached Damian Iliano to 34 tackles, 4.0 TFLs and 2.0 sacks last season.
- It was the most TFLs and sacks by a Wildcat defensive tackle since another Tuiasosopo protégé, Eli Huggins, in 2021, while it was the most tackles since Will Geary in 2017.
- K-State is his fourth stop at a current Big 12 school as he also coached at Utah (2003), Arizona (2004-10) and Colorado (2011-12).



GAMEDAY: FIELD

**LUKE WELLS**

Tight Ends • Oklahoma '02  
27th Year in Coaching • First nYear at K-State

- A veteran offensive coach who is in his first season at K-State working with the tight ends.
- Has worked for three prior Big 12 programs over the course of his career, spending time at Iowa State (2009-12) and Texas Tech (2019-21).
- Built the tight end position from scratch at Texas Tech, helping three players earn All-Big 12 accolades.
- Coached one of the top tight ends in Utah State history, Wyatt Houston, who tallied 86 receptions for 933 yards and nine TDs over the 2013 through 2016 seasons.
- Began his coaching career as a student assistant at Oklahoma (1999-2001).



GAMEDAY: FIELD

**BUDDY WYATT**

Defensive Ends • TCU '90  
35th Year in Coaching • Seventh Year at K-State

- A respected defensive line coach with more than 30 years experience who is in his seventh season at K-State.
- Has tutored defensive ends to eight All-Big 12 honors, including five first-team accolades.
- Has guided K-State players to three Big 12 Defensive Line-man of the Year honors over his first six seasons, while he has four in his career, the most of any defensive line coach in league history.
- Coached Felix Anudike-Uzomah to All-America honors in 2021 and 2022 in addition to being named the 2022 Big 12 Defensive Player and Defensive Lineman of the Year.
- Anudike-Uzomah was in the first round in 2023 by Kansas City.





## ALPHABETICAL

NO	NAME	POS
22	Jace Adler	S
55	Malcolm Alcorn-Crowder	DT
91	Jordan Allen	DE
80	Will Anciaux	TE
13	Blake Barnett	QB
15	Callen Barta	WR
10	Logan Bartley	S
75	Holden Bass	DT
39	Travis Bates	DE
53	Drake Bequeaith	OL
17	Mikey Bergeron	S
5	Jerand Bradley	WR
1	Jayce Brown	WR
66	Michael Capria	OL
5	Justice Clemons	CB
30	Teagan Cobb	P/K
4	Daniel Cobbs	S
13	RJ Collins	S
0	Linkon Cure	TE
14	Jemyri Davis	WR
52	Ryan Davis	DE
14	Jet Dineen	S
10	Dillon Duff	QB
3	Dylan Edwards	RB
31	Monterrio Elston Jr.	RB
74	Terrence Enos Jr.	OL
36	Jack Fabris	S
18	Wesley Fair	S
59	George Fitzpatrick	OL
0	Amarion Fortenberry	CB
92	Truman Griffith	DE
19	Garrett Harstad	WR
70	Gus Hawkins	OL
50	Brock Heath	OL
75	Sam Hecht	OL
72	Ryan Howard	OL
18	Hudson Hutcheson	QB
56	Damian Ilalio	DT
4	Joe Jackson	RB
24	Martel Jackson	CB
33	Andrew Johnson	LS
2	Avery Johnson	QB
58	Will Kemna	OL
40	Dalton Knapp	DE
7	Jacob Knuth	QB
84	Isaac Koch	WR
56	Andrew Leingang	OL
6	Sterling Lockett	WR
87	Brayden Loftin	TE
3	Gunner Maldonado	S
22	Antonio Martin Jr.	RB
73	Kaedin Massey	OL
2	Colby McCalister	S
8	Simon McClannan	P/K
9	Donovan McIntosh	CB

NO	NAME	POS	HT	WT	YR-EX	HOMETOWN	HIGH SCHOOL	LAST COLLEGE(S)
0	# Linkon Cure	TE	6-5	245	Fr.-HS <sup>^</sup>	Goodland, Kan.	Goodland	
0	# Amarion Fortenberry	CB	5-10	178	So.-TR <sup>^</sup>	Columbia, Miss.	Columbia	South Alabama
1	# Jayce Brown	WR	6-0	179	Jr.-2L <sup>^</sup>	Fort Walton Beach, Fla.	Choctawhatchee	
1	# Jayden Rowe	CB	6-1	227	Jr.-TR	Tulsa, Okla.	Union	Oklahoma
2	# Avery Johnson	QB	6-3	196	Jr.-2L <sup>^</sup>	Wichita, Kan.	Maize	
2	# Colby McCalister	S	5-10	198	Jr.-2L	Houston, Texas	Clear Brook	
3	# Dylan Edwards	RB	5-9	175	Jr.-1L <sup>^</sup>	Derby, Kan.	Derby	Colorado
3	# Gunner Maldonado	S	5-11	193	Sr.-TR	Chandler, Ariz.	Chandler	Northwestern/Arizona
4	# Daniel Cobbs	S	5-10	190	Jr.-2L	Fort Worth, Texas	Fossil Ridge	Tyler JC
4	# Joe Jackson	RB	6-0	212	So.-1L	Haines City, Fla.	Ridge Community	
5	# Jerand Bradley	WR	6-5	223	Sr.-TR	DeSoto, Texas	DeSoto	Texas Tech/Boston College
5	# Justice Clemons	CB	5-10	200	Sr.-2L	West Columbia, Texas	Sweeny	Tyler JC
6	# Sterling Lockett	WR	5-10	169	Jr.-1L	Leawood, Kan.	Blue Valley	
6	# Qua Moss	S	5-10	185	Jr.-TR <sup>^</sup>	West Point, Ga.	Troup County	Garden City CC/West Georgia
7	# Jacob Knuth	QB	6-4	219	Jr.-SQ	Sioux Falls, S.D.	Harrisburg	Minnesota
7	# VJ Payne	S	6-3	208	Sr.-3L <sup>^</sup>	Gainesville, Ga.	Buford	
8	# Simon McClannan	P/K	5-11	190	So.-1L	Omaha, Neb.	Millard South	
8	# Chiddi Obiazor	DE	6-6	275	So.-2L	Eden Prairie, Minn.	Eden Prairie	
9	# Donovan McIntosh	CB	6-3	194	So.-1L	St. Louis, Mo.	St. Mary's	
9	# Jacques Spradley-Demps	WR	6-1	214	Fr.-RS	Jarrell, Texas	Weiss	
10	# Logan Bartley	S	6-1	213	Fr.-HS <sup>^</sup>	Naples, Fla.	First Baptist Academy	
10	# Dillon Duff	QB	6-1	207	Fr.-HS <sup>^</sup>	St. Louis, Mo.	De Smet Jesuit	
12	# Serious Stinyard	CB	6-0	180	Fr.-HS <sup>^</sup>	Lutz, Fla.	Gaither	
12	# Jaron Tibbs	WR	6-2	212	Jr.-TR <sup>^</sup>	Indianapolis, Ind.	Cathedral	Purdue
13	# Blake Barnett	QB	6-1	220	Fr.-RS	Erie, Colo.	Erie	
13	# RJ Collins	S	5-11	170	Fr.-HS <sup>^</sup>	Kansas City, Mo.	Staley	
14	# Jemyri Davis	WR	6-0	172	Jr.-TR <sup>^</sup>	Fort Worth, Texas	Everman	Trinity Valley CC
14	# Jet Dineen	S	5-10	195	Jr.-2L	Lawrence, Kan.	Free State	
15	Callen Barta	WR	6-1	188	Fr.-RS	Topeka, Kan.	Seaman	
16	Mason Olguin	LS	6-1	230	Sr.-1L	Edmond, Okla.	Santa Fe	Dodge City CC
17	# Mikey Bergeron	S	6-2	202	So.-1L	Shawnee, Kan.	Mill Valley	
17	# Adonis Moise	WR	5-10	187	Fr.-HS <sup>^</sup>	Bradenton, Fla.	IMG Academy	
18	# Wesley Fair	S	6-1	200	So.-1L	Wichita, Kan.	Wichita Collegiate	
18	# Hudson Hutcheson	QB	5-11	179	Fr.-RS	Lubbock, Texas	Frenship	
19	Garrett Harstad	WR	6-5	220	So.-SQ	Loveland, Colo.	Loveland	
20	Ralph Ortiz	LB	6-1	226	Jr.-TR	Jacksonville, Fla.	Lake Minneola	West Florida
21	# Bryce Noernberg	WR	5-10	170	Fr.-RS	Olathe, Kan.	Olathe South	
21	# JoJo Scott	CB	6-1	173	Fr.-HS <sup>^</sup>	Lakeland, Fla.	Victory Christian Academy	
22	# Jace Adler	S	6-2	185	Fr.-HS <sup>^</sup>	Andover, Kan.	Andover Central	
22	# Antonio Martin Jr.	RB	5-9	222	Jr.-TR	Atlanta, Ga.	Langston Hughes	Georgia Tech/Blinn/SE La.
23	# Asa Newsom	LB	6-3	228	So.-2L	Waverly, Iowa	Waverly-Shell Rock	
23	# DeVon Rice	RB	5-9	182	Fr.-RS	Las Vegas, Nev.	Bishop Gorman	
24	# Martel Jackson	CB	6-1	175	Fr.-HS <sup>^</sup>	Wichita, Kan.	Derby	
24	# JB Price	RB	5-10	196	Fr.-RS	Overland Park, Kan.	Blue Valley	
25	Zashon Rich	CB	6-1	209	So.-1L	Minneapolis, Minn.	North Community	
26	Sawyer Schilke	LB	6-2	234	Fr.-HS <sup>^</sup>	Kearney, Neb.	Kearney	
27	# Cub Patton	P/K	5-11	190	Fr.-HS <sup>^</sup>	Lubbock, Texas	Lubbock Cooper	
27	# Ben Wheeler	WR	6-0	185	Fr.-RS	Olathe, Kan.	St. James Academy	
28	Rex Van Wyhe	LB	6-5	236	Jr.-1L	Rock Rapids, Iowa	Central Lyon	Iowa Central CC
29	Kanijal Thomas	CB	5-11	186	So.-1L	Del City, Okla.	Del City	
30	Teagan Cobb	P/K	6-2	218	So.-SQ	Rose Hill, Kan.	Rose Hill	
31	# Monterrio Elston Jr.	RB	5-7	188	Fr.-HS <sup>^</sup>	Little Rock, Ark.	Parkview Magnet	
31	# Dominic Mitchell	S	6-0	195	Fr.-HS <sup>^</sup>	Paradise Valley, Ariz.	Brophy College Prep	
32	Des Purnell	LB	6-0	232	Sr.-3L	Topeka, Kan.	Hayden	
33	Andrew Johnson	LS	6-1	228	So.-SQ	Lincoln, Neb.	Lincoln Christian School	
34	Weston Polk	LB	6-1	221	Fr.-HS <sup>^</sup>	Coppell, Texas	Coppell	
35	Gabe Powers	LB	6-3	237	Jr.-TR	Marysville, Ohio	Marysville	Ohio State
36	Jack Fabris	S	6-2	195	So.-2L	Bogart, Ga.	North Oconee	
39	Travis Bates	DE	6-3	269	Jr.-1L	Tomball, Texas	Tomball	Austin Peay
40	Dalton Knapp	DE	6-4	223	Fr.-HS <sup>^</sup>	Grapevine, Texas	All Saints Episcopal	
41	Ashton Moore	LB	5-11	211	Fr.-HS <sup>^</sup>	Louisburg, Kan.	Louisburg	
43	Luis Rodriguez	K/P	6-1	200	So.-TR <sup>^</sup>	Sylmar, Calif.	Verdugo Hills	College of the Canyons
44	Tobi Osunsanmi	DE	6-3	250	Jr.-3L	Wichita, Kan.	Wichita East	
45	Austin Romaine	LB	6-2	245	Jr.-2L	Hillsboro, Mo.	Hillsboro	
46	Darien Whitaker Jr.	LB	6-3	244	Fr.-HS <sup>^</sup>	Baltimore, Md.	Boys Town [NE]	



NO	NAME	POS	HT	WT	YR-EX	HOMETOWN	HIGH SCHOOL	LAST COLLEGE(S)
47	Cody Stufflebean	DE	6-4	260	Sr.-3L <sup>^</sup>	McPherson, Kan.	McPherson	
48	Zach Wittenberg	LB	6-2	221	Sr.-2L	El Dorado, Kan.	El Dorado	Butler CC
49	Maguire Richman	LB	6-1	219	Fr.-HS <sup>^</sup>	Leawood, Kan.	Blue Valley	
50	Brock Heath	OL	6-5	272	Fr.-HS <sup>^</sup>	Overland Park, Kan.	Blue Valley Northwest	
52	Ryan Davis	DE	6-4	252	So.-1L	Phoenix, Ariz.	Sandra Day O'Connor	
53	Drake Bequeaith	OL	6-6	294	Jr.-2L	Colleyville, Texas	Grapevine	
54	JB Nelson	OL	6-5	325	Sr.-TR	Pittsburgh, Pa.	Mount Lebanon	Lackawanna/Penn State
55 #	Malcolm Alcorn-Crowder	DT	6-6	305	Jr.-SQ	Brockton, Mass.	Whitman-Hanson Regional	Butler CC
55 #	Kyle Rakers	OL	6-3	294	Fr.-RS	Norwalk, Iowa	Dowling Catholic	
56 #	Damian Ilalio	DT	6-2	300	Sr.-3L	Manhattan, Kan.	Manhattan	
56 #	Andrew Leingang	OL	6-6	304	Sr.-3L	Bismarck, N.D.	Century	
57	Beau Palmer	LB	6-2	226	Sr.-3L	Overland Park, Kan.	Blue Valley	
58	Will Kemna	OL	6-4	268	Fr.-HS <sup>^</sup>	Eldon, Mo.	Helias	
59	George Fitzpatrick	OL	6-6	309	Jr.-TR	Englewood, Colo.	Cherry Creek	Ohio State
64	Navarro Schunke	OL	6-6	323	Fr.-RS	Brandon, S.D.	Brandon Valley	
66	Michael Capria	OL	6-2	295	Jr.-1L	Kansas City, Mo.	Liberty	
68	Joe Vickers	OL	6-6	291	So.-SQ	DeWitt, Iowa	Central DeWitt	
69	Taylor Poitier	OL	6-3	302	Sr.-3L	Kansas City, Kan.	Bishop Miede	
70	Gus Hawkins	OL	6-7	314	Fr.-RS	Shawnee, Kan.	Mill Valley	
71	Dylan Villarouel	OL	6-3	315	Fr.-HS <sup>^</sup>	Cumming, Ga.	North Forsyth	
72	Ryan Howard	OL	6-7	297	Fr.-RS	Downingtown, Pa.	Downingtown West	
73	Kaedin Massey	OL	6-8	315	Fr.-RS	Lyndon, Kan.	Lyndon	
74	Terrence Enos Jr.	OL	6-5	310	Sr.-TR	Redford, Mich.	Cass Technical	Pittsburgh
75 #	Holden Bass	DT	6-3	295	Fr.-RS	Seneca, Kan.	Nemaha Central	
75 #	Sam Hecht	OL	6-4	300	Sr.-3L	Shawnee, Kan.	Mill Valley	
77	Amos Talalele	OL	6-4	375	So.-TR	Santa Clara, Calif.	Santa Clara	USC
78	John Pastore	OL	6-6	300	Jr.-1L	Erie, Colo.	Erie	
79	Devin Vass	OL	6-6	308	So.-SQ	Bartow, Fla.	Lakeland	
80	Will Anciaux	TE	6-6	250	So.-1L	Wichita, Kan.	Kapaun Mt. Carmel	
81	Andrew Metzger	TE	6-5	243	So.-1L	Aurora, Colo.	Regis Jesuit	
82	Justin Stephens	WR	6-2	198	Jr.-TR <sup>^</sup>	Wichita, Kan.	Maize	Butler CC
83	Will Swanson	TE	6-5	244	Sr.-4L <sup>^</sup>	Papillion, Neb.	La Vista South	
84	Isaac Koch	WR	6-1	198	Jr.-2L	Olathe, Kan.	Rockhurst [Mo.]	
85	Larry Porter IV	WR	6-1	195	Fr.-HS <sup>^</sup>	Kansas City, Mo.	Raytown	
86	Garrett Oakley	TE	6-5	248	Jr.-2L	Columbus, Neb.	Scotus Central Catholic	
87	Brayden Loftin	TE	6-5	230	Jr.-2L	Omaha, Neb.	Lewis Central [IA]	
88	Caleb Medford	WR	6-0	211	Sr.-TR	Henderson, Texas	Henderson	TCU/New Mexico
90	Brad Stanyer	DE	6-5	271	Fr.-HS <sup>^</sup>	Grapevine, Texas	Grapevine	
91	Jordan Allen	DE	6-4	262	So.-1L	Olathe, Kan.	Olathe South	
92	Truman Griffith	DE	6-2	261	Fr.-RS	Shawnee, Kan.	Mill Valley	
93	Asher Tomaszewski	DT	6-4	296	So.-1L	Schererville, Ind.	Mount Carmel [IL]	
95	Patrick Tackie	DT	6-3	298	Jr.-TR <sup>^</sup>	Bronx, N.Y.	A. Philip Randolph Campus	Hinds CC
96	Leyton Simmering	K	6-0	173	Jr.-SQ	Rosemount, Minn.	Rosemount	
99	Uso Seumalo	DT	6-3	340	Sr.-3L <sup>^</sup>	Maunaloa, Hawai'i	Molokai	Garden City CC

**NOTE:** Kansas State elected to advance players' classification even though the 2020 season did not affect eligibility. Those that wish to take advantage of the extra year will be listed as a senior again after their original eligibility would have been exhausted.

# Duplicate Number | ^ Redshirt Available | Roster as of September 13, 2025

## PRONUNCIATIONS

### PLAYERS

Will **ANCAUX** .....ann-SEE-OH  
 Callen Barta .....CAL-in  
 Drake **BEQUEAITH** .....BECK-with  
 Mikey **BERGERON** .....BUR-zhr-on  
 Jerand Bradley .....JER-un  
 Michael **CAPRIA** .....cuh-PREE-ah  
 Jemyri Davis .....juh-MY-ree  
 Jet **DINEEN** .....duh-NEEN  
 Amariion Fortenberry .....uh-MAR-ee-on  
 Jack **FABRIS** .....FAB-ris  
 Damian **ILALIO** .....EE-lah-LEE-oh  
 Jacob **KNUTH** .....kah-NOOTH  
 Isaac **KOCH** .....COOK  
 Andrew **LEINGANG** .....LANE-gang

Adonis **MOISE** .....uh-DON-us mo-EES  
 ASA Newsom .....ACE-uh  
 Bryce **NOERNBERG** .....NOR-en-berg  
 Chiddi **OBIAZOR** .....CHEE-dee oh-bee-EYE-zor  
 Mason **OLGUIN** .....ole-GREEN  
 Tobi **OSUNSANMI** .....oh-sun-SAH-me  
 John **PASTORE** .....pass-TOR-ee  
 Taylor **POITIER** .....por-tee-AY (long A)  
 Kyle **RAKERS** .....ROCK-ers  
 Devon Rice .....duh-VON  
 Zashon Rich .....ZAY-shawn  
 Austin **ROMAINE** .....roe-MANE  
 Sawyer **SCHILKE** .....shul-KEY  
 Navarro **SCHUNKE** .....shun-KEY  
 USO **SEUMALO** .....OO-soh SAY-oh-MALL-oh

Jacques Spradley-Demps .....juh-QWEEES  
 Brad **STANYER** .....STAN-yur  
 Amos **TALALELE** .....AIM-is tah-lah-LAY-lay  
 Kaniyal Thomas .....kuh-NYE-gel  
 Jaron Tibbs .....juh-RON  
 Asher **TOMASZEWSKI** .....tom-uh-ZOO-ski  
 Rex **VAN WYHE** .....VAN WHY  
 Dylan **VILLAROUEL** .....VILL-uh-rul

### COACHES

Chris **KLIEMAN** .....KLY-men  
 Brian **LEPAK** .....luh-PACK  
 Steve **STANARD** .....STAN-urd  
 Mike **TUASOSOPPO** .....TWO-ee-AH-so-SO-po

## ALPHABETICAL

NO	NAME	POS
88	Caleb Medford	WR
81	Andrew Metzger	TE
31	Dominic Mitchell	S
17	Adonis Moise	WR
41	Ashton Moore	LB
6	Qua Moss	S
54	JB Nelson	OL
23	Asa Newsom	LB
21	Bryce Noernberg	WR
86	Garrett Oakley	TE
8	Chiddi Obiazor	DE
16	Mason Olguin	LS
20	Ralph Ortiz	LB
44	Tobi Osunsanmi	DE
57	Beau Palmer	LB
78	John Pastore	OL
27	Cub Patton	P/K
7	VJ Payne	S
69	Taylor Poitier	OL
34	Weston Polk	LB
85	Larry Porter IV	WR
35	Gabe Powers	LB
24	JB Price	RB
32	Des Purnell	LB
55	Kyle Rakers	OL
23	DeVon Rice	RB
25	Zashon Rich	CB
49	Maguire Richman	LB
43	Luis Rodriguez	K/P
45	Austin Romaine	LB
1	Jayden Rowe	CB
26	Sawyer Schilke	LB
64	Navarro Schunke	OL
21	JoJo Scott	CB
99	Uso Seumalo	DT
96	Leyton Simmering	K
9	Jacques Spradley-Demps	WR
90	Brad Stanyer	DE
82	Justin Stephens	WR
12	Serious Stinyard	CB
47	Cody Stufflebean	DE
83	Will Swanson	TE
95	Patrick Tackie	DT
77	Amos Talalele	OL
29	Kaniyal Thomas	CB
12	Jaron Tibbs	WR
93	Asher Tomaszewski	DT
28	Rex Van Wyhe	LB
79	Devin Vass	OL
68	Joe Vickers	OL
71	Dylan Villarouel	OL
27	Ben Wheeler	WR
46	Darien Whitaker Jr.	LB
48	Zach Wittenberg	LB



## HOW THE 2025 WILDCATS WERE BUILT

YEAR	HIGH SCHOOL		CC TRANSFERS	TRANSFERS
2019	OL Taylor Poirier (Bishop Miege)			
2020	LB Beau Palmer (Blue Valley) DE Cody Stufflebean (McPherson) TE Will Swanson (La Vista South)			
2021	OL Sam Hecht (Mill Valley) DT Damian Ilalio (Manhattan) OL Andrew Leingang (Century) LB Des Purnell (Hayden)			
2022	OL Drake Bequeath (Grapevine) OL Michael Capria (Liberty) S Jet Dineen (Free State) WR Isaac Koch (Rockhurst) WR Sterling Lockett (Blue Valley) TE Brayden Loftin (Lewis Central)	CB Colby McCalister (Clear Brook) TE Garrett Oakley (Scotus Central Catholic) DE Tobi Osunsanmi (Wichita East) OL John Pastore (Erie) S VJ Payne (Buford) K Leyton Simmering (Rosemount)	CB Justice Clemons (Tyler JC) LS Mason Olguin (Dodge City CC) DT Uso Seumalo (Garden City CC) LB Zach Wittenberg (Butler CC)	
2023	DE Jordan Allen (Olathe South) TE Will Anciaux (Kapaun Mt. Carmel) S Mikey Bergeron (Mill Valley) WR Jayce Brown (Choctawhatchee) P/K Teagan Cobb (Rose Hill) DE Ryan Davis (Sandra Day O'Connor) S Jack Fabris (North Oconee) S Wesley Fair (Wichita Collegiate) WR Garrett Harstad (Loveland) RB Joe Jackson (Ridge Community)	QB Avery Johnson (Maize) P/K Simon McClannan (Millard South) CB Donovan McIntosh (St. Mary's) TE Andrew Metzger (Regis Jesuit) LB Asa Newsom (Waverly-Shell Rock) DE Chiddi Obiazor (Eden Prairie) LB Austin Romaine (Hillsboro) CB Kanijal Thomas (Del City) DT Asher Tomaszewski (Mount Carmel) OL Devin Vass (Lakeland)	S Daniel Cobbs (Tyler JC) LB Rex Van Wyhe (Iowa Central CC)	QB Jacob Knuth (Minnesota)
2024	QB Blake Barnett (Erie) DT Holden Bass (Nemaha Central) WR Callen Barta (Seaman) DE Truman Griffith (Mill Valley) OL Gus Hawkins (Mill Valley) OL Ryan Howard (Downingtown West) QB Hudson Hutcheson (Frenship) LS Andrew Johnson (Lincoln Christian) OL Kaedin Massey (Lyndon)	WR Bryce Noernberg (Olathe South) RB JB Price (Blue Valley) OL Kyle Rakers (Dowling Catholic) RB DeVon Rice (Bishop Gorman) CB Zashon Rich (North Central) OL Navarro Schunke (Brandon Valley) WR Jacques Spradley-Demps (Weiss) OL Joe Vickers (Central DeWitt) WR Ben Wheeler (St. James Academy)	DT Malcolm Alcorn-Crowder (Butler CC)	DE Travis Bates (Austin Peay) RB Dylan Edwards (Colorado)
2025	S Jace Adler (Andover Central) S Logan Bartley (First Baptist Academy) S RJ Collins (Staley) TE Linkon Cure (Goodland) QB Dillon Duff (De Smet Jesuit) RB Monterrio Elston Jr. (Parkview Magnet) OL Brock Heath (Blue Valley Northwest) CB Martel Jackson (Derby) OL Will Kemna (Helias) DE Dalton Knapp (All Saints Episcopal) S Dominic Mitchell (Brophy College Prep) WR Adonis Moise (IMG Academy)	LB Ashton Moore (Louisburg) K/P Cub Patton (Lubbock Cooper) LB Weston Polk (Coppell) WR Larry Porter IV (Raytown) LB Maguire Richman (Blue Valley) LB Sawyer Schilke (Kearney) CB JoJo Scott (Victory Christian Academy) DE Brad Stanyer (Grapevine) CB Serious Stinyard (Gaither) OL Dylan Villarouel (North Forsyth) LB Darien Whitaker Jr. (Boys Town)	WR Jemyri Davis (Trinity Valley CC) K Luis Rodriguez (College of the Canyons) WR Justin Stephens (Butler CC) DT Patrick Tackie (Hinds CC)	WR Jerand Bradley (Texas Tech/Boston College) OL Terrence Enos Jr. (Pittsburgh) OL George Fitzpatrick (Ohio State) CB Amarion Fortenberry (South Alabama) S Gunner Maldonado (Northwestern/Arizona) RB Antonio Martin Jr. (Southeastern Louisiana) WR Caleb Medford (TCU/New Mexico) S Qua Moss (West Georgia) OL JB Nelson (Penn State) LB Ralph Ortiz (West Florida) LB Gabe Powers (Ohio State) CB Jayden Rowe (Oklahoma) OL Amos Talalele (USC) WR Jaron Tibbs (Purdue)





## OFFENSIVE CAREER STARTS

PLAYER (Pos.)	'20/'21	'22	'23	'24	'25	TOT
Jerand Bradley* (WR) .....	1	9	9	1	2	22
Jayce Brown (WR) .....	—	—	6	12	1	19
Taylor Poitier (OL) .....	2/—	1	0	13	2	18
Avery Johnson (QB) .....	—	—	2	13	2	17
Sam Hecht (OL) .....	—	0	0	13	2	15
Caleb Medford (WR) .....	0	0	8	6	0	14
Jaron Tibbs® (WR) .....	—	—	1	10	2	13
Dylan Edwards® (RB) .....	—	—	6	6	0	12
Garrett Oakley (TE) .....	—	—	2	9	1	12
Antonio Martin Jr.® (RB) .....	—	—	—	9	0	9
JB Nelson* (OL) .....	—	0	8	0	1	9
Will Swanson (TE) .....	0	0	4	4	1	9
Terrence Enos Jr.‡ (OL) .....	—	0	1	4	1	6
Andrew Leingang (OL) .....	0	0	0	2	2	4
Joe Jackson (RB) .....	—	—	0	1	2	3
Will Anciaux (TE) .....	—	—	—	1	1	2
John Pastore (OL) .....	—	—	0	0	2	2
Brayden Loftin (TE) .....	—	—	0	1	0	1
Amos Talalele® (OL) .....	—	—	0	1	0	1

\* 2021-23 at Texas Tech; 2024 at Boston College

‡ 2023 at Colorado

® 2023-24 at Purdue

® 2024 at Southeastern Louisiana

\* 2022-24 at Penn State

‡ 2021-24 at Pittsburgh

® 2023-24 at USC

## DEFENSIVE CAREER STARTS

PLAYER (Pos.)	'20/'21	'22	'23	'24	'25	TOT
VJ Payne (S) .....	—	4	13	13	2	32
Gunner Maldonado* (S) .....	0/6	9	12	4	0	31
Des Purnell (LB) .....	—	1	13	12	2	28
Ralph Ortiz® (LB) .....	—	—	11	10	0	21
Austin Romaine (LB) .....	—	—	5	12	2	19
Damian Ilallo (DT) .....	—	0	3	13	2	18
Cody Stufflebean (DE) .....	0	0	0	13	2	15
Qua Moss® (S) .....	—	—	—	11	2	13
Uso Seumalo (DT) .....	—	0	10	0	0	10
Travis Bates® (DE) .....	—	—	9	0	0	9
Amarion Fortenberry* (CB) .....	—	—	—	8	0	8
Colby McCalister (S) .....	—	—	2	3	0	5
Justice Clemons (CB) .....	—	—	0	3	0	3
Chiddi Obiazor (DE) .....	—	—	0	1	2	3
Jack Fabris (S) .....	—	—	0	2	0	2
Wesley Fair (S) .....	—	—	0	0	2	2
Donovan McIntosh (CB) .....	—	—	—	0	2	2
Tobi Osunsanmi (DE) .....	—	0	0	0	2	2
Beau Palmer (LB) .....	0/0	0	2	0	0	2
Zashon Rich (CB) .....	—	—	—	0	2	2

\* 2020 at Northwestern; 2021-24 at Arizona

‡ 2022-24 at West Florida

® 2024 at West Georgia

\* 2023 at Austin Peay

\* 2024 at South Alabama

## CONSECUTIVE STARTS

PLAYER (Pos.)	STARTS	PLAYER (Pos.)	STARTS
VJ Payne (S) .....	31	Jerand Bradley (WR) .....	2
Damian Ilallo (DT) .....	17	Wesley Fair (S) .....	2
Avery Johnson (QB) .....	16	Donovan McIntosh (CB) .....	2
Sam Hecht (OL) .....	15	Chiddi Obiazor (DE) .....	2
Taylor Poitier (OL) .....	15	Tobi Osunsanmi (DE) .....	2
Cody Stufflebean (DE) .....	15	John Pastore (OL) .....	2
Qua Moss (S) .....	13	Zashon Rich (CB) .....	2
Austin Romaine (LB) .....	9	Jaron Tibbs (WR) .....	2
Des Purnell (LB) .....	6	Garrett Oakley (TE) .....	1
Joe Jackson (RB) .....	3	Jayce Brown (WR) .....	1
Andrew Leingang (OL) .....	3	Terrence Enos Jr. (OL) .....	1

## OFFENSE

WR	12	Jaron Tibbs	6-2	212	Jr.-TR	Indianapolis, Ind. (Purdue Univ.)
	14	Jemyri Davis	6-0	172	Jr.-TR	Fort Worth, Texas (Trinity Valley CC)
	86	Garrett Oakley	6-5	248	Jr.-2L	Columbus, Neb. (Scotus Central Catholic)
TE	87	Brayden Loftin	6-5	230	Jr.-2L	Omaha, Neb. (Lewis Central [IA])
	0	Linkon Cure	6-5	245	Fr.-HS	Goodland, Kan. (Goodland)
	78	John Pastore	6-6	300	Jr.-1L	Erie, Colo. (Erie)
LT	53	Drake Bequeaith	6-6	294	Jr.-2L	Colleyville, Texas (Grapevine)
	69	Taylor Poitier	6-3	302	Sr.-3L	Kansas City, Kan. (Bishop Miege)
LG	79	Devin Vass	6-6	308	So.-SQ	Bartow, Fla. (Lakeland)
	75	Sam Hecht	6-4	300	Sr.-3L	Shawnee, Kan. (Mill Valley)
C	55	Kyle Rakers	6-3	294	Fr.-RS	Norwalk, Iowa (Dowling Catholic)
	54	JB Nelson	6-5	325	Sr.-TR	Pittsburgh, Pa. (Penn State Univ.)
RG	or 56	Andrew Leingang	6-6	304	Sr.-3L	Bismarck, N.D. (Century)
	74	Terrence Enos Jr.	6-5	310	Sr.-TR	Redford, Mich. (Univ. of Pittsburgh)
RT	70	Gus Hawkins	6-7	314	Fr.-RS	Shawnee, Kan. (Mill Valley)
	83	Will Swanson	6-5	244	Sr.-4L	Papillion, Neb. (La Vista South)
TE	80	Will Anciaux	6-6	250	So.-1L	Wichita, Kan. (Kapaun Mt. Carmel)
	81	Andrew Metzger	6-5	243	So.-1L	Aurora, Colo. (Regis Jesuit)
	2	Avery Johnson	6-3	196	Jr.-2L	Wichita, Kan. (Maize)
QB	7	Jacob Knuth	6-4	219	Jr.-SQ	Sioux Falls, S.D. (Univ. of Minnesota)
	or 10	Dillon Duff	6-1	207	Fr.-HS	St. Louis, Mo. (De Smet Jesuit)
	or 13	Blake Barnett	6-1	220	Fr.-RS	Erie, Colo. (Erie)
	3	Dylan Edwards	5-9	175	Jr.-1L	Derby, Kan. (Univ. of Colorado)
RB	23	DeVon Rice	5-9	182	Fr.-RS	Las Vegas, Nev. (Bishop Gorman)
	31	Monterrio Elston Jr.	5-7	188	Fr.-HS	Little Rock, Ark. (Parkview Magnet)
	4	Joe Jackson	6-0	212	So.-1L	Haines City, Fla. (Ridge Community)
RB	24	JB Price	5-10	196	Fr.-RS	Overland Park, Kan. (Blue Valley)
	22	Antonio Martin Jr.	5-9	222	Jr.-TR	Atlanta, Ga. (Southeastern Louisiana Univ.)
WR	1	Jayce Brown	6-0	179	Jr.-2L	Fort Walton Beach, Fla. (Choctawhatchee)
	6	Sterling Lockett	5-10	169	Jr.-1L	Leawood, Kan. (Blue Valley)
WR	5	Jerand Bradley	6-5	223	Sr.-TR	DeSoto, Texas (Boston College)
	17	Adonis Moise	5-10	187	Fr.-HS	Bradenton, Fla. (IMG Academy)
	or 88	Caleb Medford	6-0	211	Sr.-TR	Henderson, Texas (Univ. of New Mexico)



























## DEFENSE

BUCK	44	Tobi Osunsanmi	6-3	250	Jr.-3L	Wichita, Kan. (Wichita East)
	52	Ryan Davis	6-4	252	So.-1L	Phoenix, Ariz. (Sandra Day O'Connor)
	91	Jordan Allen	6-4	262	So.-1L	Olathe, Kan. (Olathe South)
NT	56	Damian Ilallo	6-2	300	Sr.-3L	Manhattan, Kan. (Manhattan)
	99	Uso Seumalo	6-3	340	Sr.-3L	Maunaloa, Hawaii (Garden City CC)
	75	Holden Bass	6-3	295	Fr.-RS	Seneca, Kan. (Nemaha Central)
DE	47	Cody Stufflebean	6-4	260	Sr.-3L	McPherson, Kan. (McPherson)
	or 39	Travis Bates	6-3	269	Jr.-1L	Tomball, Texas (Austin Peay State Univ.)
DE	8	Chiddi Obiazor	6-6	275	So.-2L	Eden Prairie, Minn. (Eden Prairie)
	55	Malcolm Alcorn-Crowder	6-6	305	Jr.-SQ	Brockton, Mass. (Butler CC)
WLB	32	Des Purnell	6-0	232	Sr.-3L	Topeka, Kan. (Hayden)
	35	Gabe Powers	6-3	237	Jr.-TR	Marysville, Ohio (Ohio State Univ.)
MLB	45	Austin Romaine	6-2	245	Jr.-2L	Hillsboro, Mo. (Hillsboro)
	28	Rex Van Wyhe	6-5	236	Jr.-1L	Rock Rapids, Iowa (Iowa Central CC)
	57	Beau Palmer	6-2	226	Sr.-3L	Overland Park, Kan. (Blue Valley)
STAR	6	Qua Moss	5-10	185	Jr.-TR	West Point, Ga. (Univ. of West Georgia)
	4	Daniel Cobbs	5-10	190	Jr.-2L	Fort Worth, Texas (Tyler JC)
	29	Kanijal Thomas	5-11	186	So.-1L	Del City, Okla. (Del City)
CB	25	Zashon Rich	6-1	209	So.-1L	Minneapolis, Minn. (North Community)
	or 1	Amarion Fortenberry	5-10	178	So.-TR	Columbia, Miss. (Univ. of South Alabama)
	7	VJ Payne	6-3	208	Sr.-3L	Tulsa, Okla. (Univ. of Oklahoma)
SS	18	Wesley Fair	6-1	200	So.-1L	Gainesville, Ga. (Buford)
	17	Mikey Bergeron	6-2	202	So.-1L	Wichita, Kan. (Wichita Collegiate)
	18	Wesley Fair	6-1	200	So.-1L	Shawnee, Kan. (Mill Valley)
FS	or 10	Logan Bartley	6-1	213	Fr.-HS	Wichita, Kan. (Wichita Collegiate)
	3	Gunner Maldonado	5-11	193	Sr.-TR	Naples, Fla. (First Baptist Academy)
	9	Donovan McIntosh	6-3	194	So.-1L	Chandler, Ariz. (Univ. of Arizona)
CB	5	Justice Clemons	5-10	200	Sr.-2L	St. Louis, Mo. (St. Mary's)
						West Columbia, Texas (Tyler JC)



## SPECIALISTS

FG	43	Luis Rodriguez	6-1	200	So.-TR	Sylmar, Calif. (College of the Canyons)
	30	Teagan Cobb	6-2	218	So.-SQ	Rose Hill, Kan. (Rose Hill)
HLD	8	Simon McClannan	5-11	190	So.-1L	Omaha, Neb. (Millard South)
	30	Teagan Cobb	6-2	218	So.-SQ	Rose Hill, Kan. (Rose Hill)
SNP	16	Mason Olguin	6-1	230	Sr.-1L	Edmond, Okla. (Dodge City CC)
	33	Andrew Johnson	6-1	228	So.-SQ	Lincoln, Neb. (Lincoln Christian School)
P	8	Simon McClannan	5-11	190	So.-1L	Omaha, Neb. (Millard South)
	30	Teagan Cobb	6-2	218	So.-SQ	Rose Hill, Kan. (Rose Hill)
KO	8	Simon McClannan	5-11	190	So.-1L	Omaha, Neb. (Millard South)
	43	Luis Rodriguez	6-1	200	So.-TR	Sylmar, Calif. (College of the Canyons)
	or 30	Teagan Cobb	6-2	218	So.-SQ	Rose Hill, Kan. (Rose Hill)
KR	3	Dylan Edwards	5-9	175	Jr.-1L	Derby, Kan. (Univ. of Colorado)
	21	Bryce Noernberg	5-10	170	Fr.-RS	Olathe, Kan. (Olathe South)
	or 23	DeVon Rice	5-9	182	Fr.-RS	Las Vegas, Nev. (Bishop Gorman)
PR	3	Dylan Edwards	5-9	175	Jr.-1L	Derby, Kan. (Univ. of Colorado)
	6	Sterling Lockett	5-10	169	Jr.-1L	Leawood, Kan. (Blue Valley)














WR		<b>#12 Jaron (juh-RON) Tibbs</b> 6-2, 212, Jr.-TR Indianapolis, Ind. (Purdue Univ.)	<ul style="list-style-type: none"><li><b>LAST GAME:</b> 3 rec, 55 yds, TD vs. North Dakota (8/30/25)</li><li>Transferred from Purdue prior to spring practices.</li><li>Played in 20 career games at Purdue with 11 starts, including 10 starts last season.</li></ul>	<table><tr><th>Year</th><th>Rec.</th><th>Yds.</th><th>Avg</th><th>TD</th><th>LG</th></tr><tr><td>2025</td><td>7</td><td>90</td><td>12.9</td><td>1</td><td>30</td></tr><tr><td>CAR</td><td>37</td><td>437</td><td>11.8</td><td>3</td><td>38</td></tr></table> <div>Car. Highs: Rec: 5; Yds: 73; TD: 1</div> <div>2023-24 at Purdue</div>	Year	Rec.	Yds.	Avg	TD	LG	2025	7	90	12.9	1	30	CAR	37	437	11.8	3	38
	Year	Rec.	Yds.	Avg	TD	LG																
2025	7	90	12.9	1	30																	
CAR	37	437	11.8	3	38																	
	<b>#14 Jemyri (juh-MY-ree) Davis</b> 6-0, 172, Jr.-TR Fort Worth, Texas (Trinity Valley CC)	<ul style="list-style-type: none"><li><b>LAST GAME:</b> Played vs. North Dakota (8/30/25); No stats</li><li>Rated the 25th-best overall community-college prospect in the Class of 2025 by ESPN.</li><li>Had 30 catches for 536 yards and 6 TDs in 2024 at Trinity Valley CC.</li></ul>																				
TE		<b>#86 Garrett Oakley</b> 6-5, 248, Jr.-2L Columbus, Neb. (Scotus Central Catholic)	<ul style="list-style-type: none"><li><b>LAST GAME:</b> 2 rec, 21 yds vs. North Dakota (8/30/25)</li><li>Ranks 3rd in school history in career TD catches by a TE.</li><li>An All-Big 12 Second Team performer in 2024.</li></ul>	<table><tr><th>Year</th><th>Rec.</th><th>Yds.</th><th>Avg</th><th>TD</th><th>LG</th></tr><tr><td>2025</td><td>7</td><td>83</td><td>11.9</td><td>0</td><td>24</td></tr><tr><td>CAR</td><td>40</td><td>473</td><td>11.8</td><td>7</td><td>28</td></tr></table> <div>Car. Highs: Rec: 4; Yds: 78; TD: 1</div>	Year	Rec.	Yds.	Avg	TD	LG	2025	7	83	11.9	0	24	CAR	40	473	11.8	7	28
	Year	Rec.	Yds.	Avg	TD	LG																
2025	7	83	11.9	0	24																	
CAR	40	473	11.8	7	28																	
	<b>#87 Brayden Loftin</b> 6-5, 230, Jr.-2L Omaha, Neb. (Lewis Central [IA])	<ul style="list-style-type: none"><li><b>LAST GAME:</b> 1 rec, 4 yds vs. North Dakota (8/30/25)</li><li>Played in 10 games last year with his first-career start at BYU.</li><li>His first-career catch went for a 23-yd TD last year vs. UT Martin.</li></ul>	<table><tr><th>Year</th><th>Rec.</th><th>Yds.</th><th>Avg</th><th>TD</th><th>LG</th></tr><tr><td>2025</td><td>2</td><td>22</td><td>11.0</td><td>0</td><td>18</td></tr><tr><td>CAR</td><td>13</td><td>147</td><td>11.3</td><td>2</td><td>23</td></tr></table> <div>Car. Highs: Rec: 3; Yds: 45; TD: 1</div>	Year	Rec.	Yds.	Avg	TD	LG	2025	2	22	11.0	0	18	CAR	13	147	11.3	2	23	
Year	Rec.	Yds.	Avg	TD	LG																	
2025	2	22	11.0	0	18																	
CAR	13	147	11.3	2	23																	
LT		<b>#78 John Pastore (pass-TOR-ee)</b> 6-6, 300, Jr.-1L Erie, Colo. (Erie)	<ul style="list-style-type: none"><li>Has earned his first 2 career starts this season.</li><li>Saw time in 9 games a year ago, including 114 offensive snaps.</li><li>Prepped at the same HS as current K-State QB Blake Barnett.</li></ul>	<table><tr><th>Year</th><th>GP/GS</th></tr><tr><td>2025</td><td>2/2</td></tr><tr><td>CAR</td><td>12/2</td></tr></table>	Year	GP/GS	2025	2/2	CAR	12/2												
	Year	GP/GS																				
2025	2/2																					
CAR	12/2																					
	<b>#53 Drake Bequeaith (BECK-with)</b> 6-6, 294, Jr.-2L Colleyville, Texas (Grapevine)	<ul style="list-style-type: none"><li>Has played in each of the last 15 games on FG/XP protection.</li><li>Saw time as a reserve OL last year vs. UT Martin, Oklahoma State, West Virginia and Cincinnati.</li><li>Has earned Academic All-Big 12 honors each of the last 2 years.</li></ul>	<table><tr><th>Year</th><th>GP/GS</th></tr><tr><td>2025</td><td>2/0</td></tr><tr><td>CAR</td><td>19/0</td></tr></table>	Year	GP/GS	2025	2/0	CAR	19/0													
Year	GP/GS																					
2025	2/0																					
CAR	19/0																					
LG		<b>#69 Taylor Poitier (por-tee-AY [long AJ])</b> 6-3, 302, Sr.-3L Kansas City, Kan. (Bishop Miege)	<ul style="list-style-type: none"><li>Started every game at RG last season before starting the first 2 games at LG.</li><li>In his 7th season of college football after suffering season-ending injuries in both 2021 (pregame camp) and 2022 (first game).</li><li>Voted a team captain for the 2025 season.</li></ul>	<table><tr><th>Year</th><th>GP/GS</th></tr><tr><td>2025</td><td>2/2</td></tr><tr><td>CAR</td><td>33/18</td></tr></table>	Year	GP/GS	2025	2/2	CAR	33/18												
	Year	GP/GS																				
2025	2/2																					
CAR	33/18																					
	<b>#79 Devin Vass</b> 6-6, 308, So.-SQ Bartow, Fla. (Lakeland)	<ul style="list-style-type: none"><li>Earned his first-career playing time vs. North Dakota as he was in on FG/XP protection.</li><li>In his 3rd season in the program.</li><li>Viewed as the 69th-best OT in the Class of 2023 by On3.</li></ul>																				
C		<b>#75 Sam Hecht</b> 6-4, 300, Sr.-3L Shawnee, Kan. (Mill Valley)	<ul style="list-style-type: none"><li>On the 2025 watch lists for both the Outland Trophy and Rimington Trophy.</li><li>Has started each of the last 15 games dating back to the 2024 season opener.</li><li>Picked up All-Big 12 Second Team accolades from the league's coaches in 2024 after playing on a team-high 840 offensive snaps.</li></ul>	<table><tr><th>Year</th><th>GP/GS</th></tr><tr><td>2025</td><td>2/2</td></tr><tr><td>CAR</td><td>32/15</td></tr></table>	Year	GP/GS	2025	2/2	CAR	32/15												
	Year	GP/GS																				
2025	2/2																					
CAR	32/15																					
	<b>#55 Kyle Rackers (ROCK-ers)</b> 6-3, 294, Fr.-RS Norwalk, Iowa (Dowling Catholic)	<ul style="list-style-type: none"><li>Redshirted the 2024 season.</li><li>Rated the 71st-best offensive guard in the Class of 2024 by ESPN.</li><li>Named to the <i>Des Moines Register</i> All-Iowa Elite Team among all classes as both a junior and a senior.</li></ul>																				
RG		<b>#54 JB Nelson</b> 6-5, 325, Sr.-TR Pittsburgh, Pa. (Penn State Univ.)	<ul style="list-style-type: none"><li>Transferred to K-State after spending the previous 3 seasons at Penn State.</li><li>Started the 2025 season opener vs. Iowa State at RG.</li><li>Earned All-Big Ten Honorable Mention accolades in 2023 after earning eight starts.</li></ul>	<table><tr><th>Year</th><th>GP/GS</th></tr><tr><td>2025</td><td>2/1</td></tr><tr><td>CAR</td><td>33/9</td></tr></table>	Year	GP/GS	2025	2/1	CAR	33/9												
	Year	GP/GS																				
2025	2/1																					
CAR	33/9																					
	<b>#56 Andrew Leingang (LANE-gang)</b> 6-6, 304, Sr.-3L Bismarck, N.D. (Century)	<ul style="list-style-type: none"><li>Started the 2025 season opener vs. Iowa State at RT before starting vs. North Dakota at RG.</li><li>Has played in 29 career games with his first 2 career starts last year at RT vs. West Virginia and Rutgers.</li><li>A versatile player who has seen time at LG (282 snaps), RT (137 snaps) and LT (61 snaps) during his career.</li></ul>	<table><tr><th>Year</th><th>GP/GS</th></tr><tr><td>2025</td><td>2/2</td></tr><tr><td>CAR</td><td>29/4</td></tr></table>	Year	GP/GS	2025	2/2	CAR	29/4													
Year	GP/GS																					
2025	2/2																					
CAR	29/4																					
RT		<b>#74 Terrence Enos Jr.</b> 6-5, 310, Sr.-TR Redford, Mich. (Univ. of Pittsburgh)	<ul style="list-style-type: none"><li>Transferred to K-State after spending the previous 4 seasons at Pittsburgh.</li><li>Played in 27 career games with 5 starts at Pitt, including a career-high 4 starts last year.</li><li>Earned 2 starts at LT last year vs. Syracuse and SMU in addition to a start at RT vs. Toledo.</li></ul>	<table><tr><th>Year</th><th>GP/GS</th></tr><tr><td>2025</td><td>2/1</td></tr><tr><td>CAR</td><td>29/6</td></tr></table>	Year	GP/GS	2025	2/1	CAR	29/6												
	Year	GP/GS																				
2025	2/1																					
CAR	29/6																					
	<b>#70 Gus Hawkins</b> 6-7, 314, Fr.-RS Shawnee, Kan. (Mill Valley)	<ul style="list-style-type: none"><li>Earned his playing time last year vs. Cincinnati – retaining his redshirt – and in the first 2 games of 2025.</li><li>Regarded as the 52nd-best overall player in the Class of 2024 by On3, while the organization rated him the 6th-best OT.</li><li>Prepped at the same HS at current Wildcat OL Sam Hecht and defenders Mikey Bergeron and Truman Griffith.</li></ul>	<table><tr><th>Year</th><th>GP/GS</th></tr><tr><td>2025</td><td>2/0</td></tr><tr><td>CAR</td><td>3/0</td></tr></table>	Year	GP/GS	2025	2/0	CAR	3/0													
Year	GP/GS																					
2025	2/0																					
CAR	3/0																					
TE		<b>#83 Will Swanson</b> 6-5, 244, Sr.-4L Papillion, Neb. (La Vista South)	<ul style="list-style-type: none"><li><b>LAST GAME:</b> 2 rec, 46 yds vs. North Dakota (8/30/25)</li><li>Set career highs in rec yds (46) and long catch (38) vs. North Dakota.</li><li>An All-Big 12 performer in 2024 and Preseason All-Big 12 pick in 2025.</li></ul>	<table><tr><th>Year</th><th>Rec.</th><th>Yds.</th><th>Avg</th><th>TD</th><th>LG</th></tr><tr><td>2025</td><td>2</td><td>46</td><td>23.0</td><td>0</td><td>38</td></tr><tr><td>CAR</td><td>18</td><td>201</td><td>11.2</td><td>4</td><td>38</td></tr></table> <div>Car. Highs: Rec: 2; Yds: 46; TD: 1</div>	Year	Rec.	Yds.	Avg	TD	LG	2025	2	46	23.0	0	38	CAR	18	201	11.2	4	38
	Year	Rec.	Yds.	Avg	TD	LG																
2025	2	46	23.0	0	38																	
CAR	18	201	11.2	4	38																	
	<b>#80 Will Anciaux (ann-SEE-OH)</b> 6-6, 250, So.-1L Wichita, Kan. (Kapaun Mt. Carmel)	<ul style="list-style-type: none"><li><b>LAST GAME:</b> Played vs. North Dakota (8/30/25); No stats</li><li>Saw time in all 13 games a year ago with his first-career start vs. Kansas.</li><li>Tied for 2nd nationally among freshmen TEs last year with 3 TD receptions.</li></ul>	<table><tr><th>Year</th><th>Rec.</th><th>Yds.</th><th>Avg</th><th>TD</th><th>LG</th></tr><tr><td>2025</td><td>1</td><td>1</td><td>1.0</td><td>0</td><td>1</td></tr><tr><td>CAR</td><td>8</td><td>63</td><td>7.9</td><td>3</td><td>24</td></tr></table> <div>Car. Highs: Rec: 2; Yds: 29; TD: 1</div>	Year	Rec.	Yds.	Avg	TD	LG	2025	1	1	1.0	0	1	CAR	8	63	7.9	3	24	
Year	Rec.	Yds.	Avg	TD	LG																	
2025	1	1	1.0	0	1																	
CAR	8	63	7.9	3	24																	
QB		<b>#2 Avery Johnson</b> 6-3, 196, Jr.-2L Wichita, Kan. (Maize)	<ul style="list-style-type: none"><li><b>LAST GAME:</b> 28-for-43, 318 yds, 3 TDs; 7 rush, 43 yds vs. North Dakota (8/30/25)</li><li>On the Maxwell and Davey O'Brien award watch lists for a 2nd-straight season.</li><li>Ranks 7th in school history in career passing TDs and 9th in TD responsibility.</li></ul>	<table><tr><th>Year</th><th>Cpl-Att</th><th>Pct.</th><th>Yds</th><th>TD/INT</th></tr><tr><td>2025</td><td>49-73</td><td>67.1</td><td>591</td><td>5/0</td></tr><tr><td>CAR</td><td>303-511</td><td>59.3</td><td>3,782</td><td>35/10</td></tr></table> <div>Car. Highs: Cpl: 28; Att: 43; Yds: 318; TD: 3; INT: 2</div>	Year	Cpl-Att	Pct.	Yds	TD/INT	2025	49-73	67.1	591	5/0	CAR	303-511	59.3	3,782	35/10			
	Year	Cpl-Att	Pct.	Yds	TD/INT																	
2025	49-73	67.1	591	5/0																		
CAR	303-511	59.3	3,782	35/10																		
	<b>#7 Jacob Knuth (kah-NOOTH) OR</b>	<ul style="list-style-type: none"><li><b>KNUTH'S LAST GAME:</b> 1-for-1, 9 yds; 2 rush, 8 yds at BYU (9/21/24)</li></ul>	<table><tr><th>Year</th><th>Cpl-Att</th><th>Pct.</th><th>Yds</th><th>TD/INT</th></tr><tr><td>2025</td><td>0-0</td><td>0.0</td><td>0</td><td>0/0</td></tr><tr><td>CAR</td><td>2-2</td><td>100.0</td><td>18</td><td>0/0</td></tr></table> <div>Car. Highs: Cpl: 1; Att: 1; Yds: 9</div>	Year	Cpl-Att	Pct.	Yds	TD/INT	2025	0-0	0.0	0	0/0	CAR	2-2	100.0	18	0/0				
Year	Cpl-Att	Pct.	Yds	TD/INT																		
2025	0-0	0.0	0	0/0																		
CAR	2-2	100.0	18	0/0																		
RB		<b>#3 Dylan Edwards</b> 5-9, 175, Jr.-1L Derby, Kan. (Univ. of Colorado)	<ul style="list-style-type: none"><li><b>LAST GAME:</b> Played vs. Iowa State (8/23/25); No stats</li><li>On the watch lists for the 2025 Maxwell, Doak Walker, Paul Hornung and Jet awards.</li><li>Earned Rate Bowl Offensive MVP honors after totaling 223 yds and 3 TDs.</li></ul>	<table><tr><th>Year</th><th>Att.</th><th>Yds.</th><th>Avg</th><th>TD</th><th>LG</th></tr><tr><td>2025</td><td>0</td><td>0</td><td>0.0</td><td>0</td><td>0</td></tr><tr><td>CAR</td><td>150</td><td>867</td><td>5.8</td><td>6</td><td>65</td></tr></table> <div>Car. Highs: Att: 18; Yds: 196; TD: 2</div> <div>2023 at Colorado</div>	Year	Att.	Yds.	Avg	TD	LG	2025	0	0	0.0	0	0	CAR	150	867	5.8	6	65
	Year	Att.	Yds.	Avg	TD	LG																
2025	0	0	0.0	0	0																	
CAR	150	867	5.8	6	65																	
	<b>#23 DeVon (duh-VON) Rice</b> 5-9, 182, Fr.-RS Las Vegas, Nev. (Bishop Gorman)	<ul style="list-style-type: none"><li><b>LAST GAME:</b> 7 rush, 40 yds, 2 TD; 1 rec, 27 yds vs. North Dakota (8/30/25)</li><li>Set career highs in attempts (7), rush yds (40) and rush TDs (2) vs. North Dakota.</li><li>Regarded as the 66th-best running back in the Class of 2024 by ESPN.</li></ul>	<table><tr><th>Year</th><th>Att.</th><th>Yds.</th><th>Avg</th><th>TD</th><th>LG</th></tr><tr><td>2025</td><td>12</td><td>49</td><td>4.1</td><td>2</td><td>23</td></tr><tr><td>CAR</td><td>13</td><td>48</td><td>3.7</td><td>2</td><td>23</td></tr></table> <div>Car. Highs: Att: 7; Yds: 40; TD: 1</div>	Year	Att.	Yds.	Avg	TD	LG	2025	12	49	4.1	2	23	CAR	13	48	3.7	2	23	
Year	Att.	Yds.	Avg	TD	LG																	
2025	12	49	4.1	2	23																	
CAR	13	48	3.7	2	23																	
RB		<b>#4 Joe Jackson</b> 6-0, 212, So.-1L Haines City, Fla. (Ridge Community)	<ul style="list-style-type: none"><li><b>LAST GAME:</b> 11 rush, 55 yds; 1 rec, 6 yds, TD vs. North Dakota (8/30/25)</li><li>Hauled in the game-winning TD pass vs. North Dakota with 0:42 remaining.</li><li>Has started each of the first 2 games of 2025.</li></ul>	<table><tr><th>Year</th><th>Att.</th><th>Yds.</th><th>Avg</th><th>TD</th><th>LG</th></tr><tr><td>2025</td><td>23</td><td>106</td><td>4.6</td><td>0</td><td>17</td></tr><tr><td>CAR</td><td>66</td><td>334</td><td>5.1</td><td>1</td><td>32</td></tr></table> <div>Car. Highs: Att: 11; Yds: 55; TD: 1</div>	Year	Att.	Yds.	Avg	TD	LG	2025	23	106	4.6	0	17	CAR	66	334	5.1	1	32
	Year	Att.	Yds.	Avg	TD	LG																
2025	23	106	4.6	0	17																	
CAR	66	334	5.1	1	32																	
	<b>#24 JB Price</b> 5-10, 196, Fr.-RS Overland Park, Kan. (Blue Valley)	<ul style="list-style-type: none"><li><b>LAST GAME:</b> Played vs. North Dakota (8/30/25); No stats</li><li>Served as the off returner on kickoffs vs. Iowa State and North Dakota.</li><li>Regarded as the 11th-best all-purpose back in the Class of 2024 by Rivals.</li></ul>																				
WR		<b>#1 Jayce Brown</b> 6-0, 179, Jr.-2L Fort Walton Beach, Fla. (Choctawhatchee)	<ul style="list-style-type: none"><li><b>LAST GAME:</b> 12 rec, 109 yds, TD vs. North Dakota (8/30/25)</li><li>Had 12 catches vs. North Dakota, tied for 7th in school history for a single game.</li><li>On the watch list for the Biletnikoff Award, the first Wildcat candidate since Tyler Lockett in 2014.</li></ul>	<table><tr><th>Year</th><th>Rec.</th><th>Yds.</th><th>Avg</th><th>TD</th><th>LG</th></tr><tr><td>2025</td><td>16</td><td>187</td><td>11.7</td><td>2</td><td>44</td></tr><tr><td>CAR</td><td>90</td><td>1,447</td><td>16.1</td><td>10</td><td>65</td></tr></table> <div>Car. Highs: Rec: 12; Yds: 121; TD: 2</div>	Year	Rec.	Yds.	Avg	TD	LG	2025	16	187	11.7	2	44	CAR	90	1,447	16.1	10	65
	Year	Rec.	Yds.	Avg	TD	LG																
2025	16	187	11.7	2	44																	
CAR	90	1,447	16.1	10	65																	
	<b>#6 Sterling Lockett</b> 5-10, 169, Jr.-1L Leawood, Kan. (Blue Valley)	<ul style="list-style-type: none"><li><b>LAST GAME:</b> Played vs. North Dakota (8/30/25); No stats</li><li>Has played in 16 career games, primarily on special teams.</li><li>Son of Kevin Lockett and brother of Tyler Lockett, both former K-State WRs.</li></ul>																				
WR		<b>#5 Jerand (JER-un) Bradley</b> 6-5, 223, Sr.-TR DeSoto, Texas (Boston College)	<ul style="list-style-type: none"><li><b>LAST GAME:</b> 5 rec, 46 yds vs. North Dakota (8/30/25)</li><li>Played in 33 games (19 starts) over 3 seasons at Texas Tech before spending 2024 at Boston College.</li><li>Recruited by and coached in 2021 by current K-State OC Matt Wells.</li></ul>	<table><tr><th>Year</th><th>Rec.</th><th>Yds.</th><th>Avg</th><th>TD</th><th>LG</th></tr><tr><td>2025</td><td>8</td><td>121</td><td>15.1</td><td>1</td><td>65</td></tr><tr><td>CAR</td><td>106</td><td>1,489</td><td>14.0</td><td>13</td><td>65</td></tr></table> <div>Car. Highs: Rec: 8; Yds: 173; TD: 2</div> <div>2021-22 at Texas Tech; 2024 at BC</div>	Year	Rec.	Yds.	Avg	TD	LG	2025	8	121	15.1	1	65	CAR	106	1,489	14.0	13	65
	Year	Rec.	Yds.	Avg	TD	LG																
2025	8	121	15.1	1	65																	
CAR	106	1,489	14.0	13	65																	
	<b>#17 Adonis Moise (uh-DON-us mo-EES) OR</b>	<ul style="list-style-type: none"><li><b>MOISE'S LAST GAME:</b> 1 rec, 4 yds; 2 rush, 8 yds vs. North Dakota (8/30/25)</li></ul>	<table><tr><th>Year</th><th>Rec.</th><th>Yds.</th><th>Avg</th><th>TD</th><th>LG</th></tr><tr><td>2025</td><td>1</td><td>4</td><td>4.0</td><td>0</td><td>4</td></tr><tr><td>CAR</td><td>1</td><td>4</td><td>4.0</td><td>0</td><td>4</td></tr></table> <div>Car. Highs: Rec: 1; Yds: 4</div>	Year	Rec.	Yds.	Avg	TD	LG	2025	1	4	4.0	0	4	CAR	1	4	4.0	0	4	
Year	Rec.	Yds.	Avg	TD	LG																	
2025	1	4	4.0	0	4																	
CAR	1	4	4.0	0	4																	
		<b>#88 Caleb Medford</b>	<ul style="list-style-type: none"><li><b>MEDFORD'S LAST GAME:</b> 1 rec, 10 yds at Hawai'i (11/30/24)</li><li><b>MEDFORD:</b> Spent the 2020-22 seasons at TCU before playing at New Mexico in 2023 and 2024.</li></ul>																			



BUCK		<b>#44 Tobi Osunsanmi (oh-sun-SAH-me)</b> 6-3, 250, Jr.-3L Wichita, Kan. (Wichita East)	<ul style="list-style-type: none"><li><b>LAST GAME:</b> 6 tackles, 1.5 TFL, 1.0 Sack, FR vs. North Dakota (8/30/25)</li><li>Set a new career high with 2.0 sacks in the 2025 season opener vs. Iowa State.</li><li>Converted from LB to DE toward the end of the 2023 season.</li></ul>	<table><tr><th>Year</th><th>U-A-T</th><th>TFL-Yds.</th><th>Sk-Yds</th><th>INT</th><th>PD</th><th>F/R</th></tr><tr><td>2025</td><td>7-3-10</td><td>3.5-30</td><td>3.0-26</td><td>0</td><td>0</td><td>0/1</td></tr><tr><td>CAR</td><td>32-8-40</td><td>10.0-73</td><td>7.5-63</td><td>0</td><td>0</td><td>2/1</td></tr></table> <p>Car. Highs: Tackles: 6; TFL: 2.0; Sacks: 2.0; FF: 1</p>	Year	U-A-T	TFL-Yds.	Sk-Yds	INT	PD	F/R	2025	7-3-10	3.5-30	3.0-26	0	0	0/1	CAR	32-8-40	10.0-73	7.5-63	0	0	2/1
	Year	U-A-T	TFL-Yds.	Sk-Yds	INT	PD	F/R																		
2025	7-3-10	3.5-30	3.0-26	0	0	0/1																			
CAR	32-8-40	10.0-73	7.5-63	0	0	2/1																			
	<b>#52 Ryan Davis</b> 6-4, 252, So.-1L Phoenix, Ariz. (Sandra Day O'Connor)	<ul style="list-style-type: none"><li><b>LAST GAME:</b> Played vs. Rutgers (12/26/24); No stats</li><li>Set career highs in tackles (3), TFLs (1.5) and sacks (1.5) last year vs. Cincinnati</li><li>Also had 2 tackles – including a 7-yd sack – last year at Colorado.</li></ul>	<table><tr><th>Year</th><th>U-A-T</th><th>TFL-Yds.</th><th>Sk-Yds</th><th>INT</th><th>PD</th><th>F/R</th></tr><tr><td>2025</td><td>0-0-0</td><td>0.0-0</td><td>0.0-0</td><td>0</td><td>0</td><td>0/0</td></tr><tr><td>CAR</td><td>4-3-7</td><td>2.5-14</td><td>2.5-14</td><td>0</td><td>1</td><td>0/0</td></tr></table> <p>Car. Highs: Tackles: 3; TFL: 1.5; Sacks: 1.5; PD: 1</p>	Year	U-A-T	TFL-Yds.	Sk-Yds	INT	PD	F/R	2025	0-0-0	0.0-0	0.0-0	0	0	0/0	CAR	4-3-7	2.5-14	2.5-14	0	1	0/0	
Year	U-A-T	TFL-Yds.	Sk-Yds	INT	PD	F/R																			
2025	0-0-0	0.0-0	0.0-0	0	0	0/0																			
CAR	4-3-7	2.5-14	2.5-14	0	1	0/0																			
NT		<b>#56 Damian Ilalio (EE-lah-LEE-oh)</b> 6-2, 300, Sr.-3L Manhattan, Kan. (Manhattan)	<ul style="list-style-type: none"><li><b>LAST GAME:</b> Started vs. North Dakota (8/30/25); No stats</li><li>Has started each of the last 15 games dating back to last season.</li><li>Had 34 tackles in 2024, the most by a Wildcat interior DL since 2017, which included a safety vs. KU.</li></ul>	<table><tr><th>Year</th><th>U-A-T</th><th>TFL-Yds.</th><th>Sk-Yds</th><th>INT</th><th>PD</th><th>F/R</th></tr><tr><td>2025</td><td>2-0-2</td><td>1.0-1</td><td>0.0-0</td><td>0</td><td>0</td><td>0/0</td></tr><tr><td>CAR</td><td>27-20-47</td><td>6.0-24</td><td>2.5-20</td><td>0</td><td>0</td><td>0/0</td></tr></table> <p>Car. Highs: Tackles: 6; TFL: 1.0; Sacks: 1.0</p>	Year	U-A-T	TFL-Yds.	Sk-Yds	INT	PD	F/R	2025	2-0-2	1.0-1	0.0-0	0	0	0/0	CAR	27-20-47	6.0-24	2.5-20	0	0	0/0
	Year	U-A-T	TFL-Yds.	Sk-Yds	INT	PD	F/R																		
2025	2-0-2	1.0-1	0.0-0	0	0	0/0																			
CAR	27-20-47	6.0-24	2.5-20	0	0	0/0																			
	<b>#99 Uso Seumalo (OO-soh SAY-oh-mall-oh)</b> 6-3, 340, Sr.-3L Maunaloa, Hawai'i (Garden City CC)	<ul style="list-style-type: none"><li><b>LAST GAME:</b> Played vs. North Dakota (8/30/25); No stats</li><li>In his 6th season of college football and 4th at K-State after spending 2 years at Garden City CC.</li><li>Picked up All-Big 12 Honorable Mention accolades in 2023.</li></ul>	<table><tr><th>Year</th><th>U-A-T</th><th>TFL-Yds.</th><th>Sk-Yds</th><th>INT</th><th>PD</th><th>F/R</th></tr><tr><td>2025</td><td>1-1-2</td><td>0.0-0</td><td>0.0-0</td><td>0</td><td>0</td><td>0/0</td></tr><tr><td>CAR</td><td>19-20-39</td><td>6.5-15</td><td>1.5-5</td><td>0</td><td>3</td><td>0/1</td></tr></table> <p>Car. Highs: Tackles: 4; TFL: 1.0; Sacks: 1.0; PD: 2; FR: 1</p>	Year	U-A-T	TFL-Yds.	Sk-Yds	INT	PD	F/R	2025	1-1-2	0.0-0	0.0-0	0	0	0/0	CAR	19-20-39	6.5-15	1.5-5	0	3	0/1	
Year	U-A-T	TFL-Yds.	Sk-Yds	INT	PD	F/R																			
2025	1-1-2	0.0-0	0.0-0	0	0	0/0																			
CAR	19-20-39	6.5-15	1.5-5	0	3	0/1																			
DE		<b>#47 Cody Stufflebean</b> 6-4, 260, Sr.-3L McPherson, Kan. (McPherson)	<ul style="list-style-type: none"><li><b>LAST GAME:</b> 2.0 Sacks, FF vs. North Dakota (8/30/25)</li><li>Had 2.0 sacks vs. North Dakota, tying his career high originally set in 2023 vs. Baylor.</li><li>Back for his Super Senior season and has started each of the last 15 games.</li></ul>	<table><tr><th>Year</th><th>U-A-T</th><th>TFL-Yds.</th><th>Sk-Yds</th><th>INT</th><th>PD</th><th>F/R</th></tr><tr><td>2025</td><td>3-1-4</td><td>2.0-26</td><td>2.0-26</td><td>0</td><td>0</td><td>1/0</td></tr><tr><td>CAR</td><td>31-18-49</td><td>8.0-65</td><td>6.0-61</td><td>0</td><td>0</td><td>2/0</td></tr></table> <p>Car. Highs: Tackles: 4; TFL: 2.0; Sacks: 2.0; FF: 1</p>	Year	U-A-T	TFL-Yds.	Sk-Yds	INT	PD	F/R	2025	3-1-4	2.0-26	2.0-26	0	0	1/0	CAR	31-18-49	8.0-65	6.0-61	0	0	2/0
	Year	U-A-T	TFL-Yds.	Sk-Yds	INT	PD	F/R																		
2025	3-1-4	2.0-26	2.0-26	0	0	1/0																			
CAR	31-18-49	8.0-65	6.0-61	0	0	2/0																			
	<b>#39 Travis Bates</b> 6-3, 269, Jr.-1L Tomball, Texas (Austin Peay Univ.)	<ul style="list-style-type: none"><li><b>LAST GAME:</b> Played vs. North Dakota (8/30/25); No stats</li><li>A member of the playing rotation in each of the last 15 games dating back to last year.</li><li>Transferred to K-State after playing the 2023 season at Austin Peay.</li></ul>	<table><tr><th>Year</th><th>U-A-T</th><th>TFL-Yds.</th><th>Sk-Yds</th><th>INT</th><th>PD</th><th>F/R</th></tr><tr><td>2025</td><td>3-0-3</td><td>0.0-0</td><td>0.0-0</td><td>0</td><td>0</td><td>0/0</td></tr><tr><td>CAR</td><td>18-33-48</td><td>9.0-43</td><td>5.0-31</td><td>0</td><td>3</td><td>1/0</td></tr></table> <p>Car. Highs: Tackles: 6; TFL: 2.0; Sacks: 1.0; PD: 1; FF: 1</p>	Year	U-A-T	TFL-Yds.	Sk-Yds	INT	PD	F/R	2025	3-0-3	0.0-0	0.0-0	0	0	0/0	CAR	18-33-48	9.0-43	5.0-31	0	3	1/0	
Year	U-A-T	TFL-Yds.	Sk-Yds	INT	PD	F/R																			
2025	3-0-3	0.0-0	0.0-0	0	0	0/0																			
CAR	18-33-48	9.0-43	5.0-31	0	3	1/0																			
DE		<b>#8 Chiddi Obiazor (CHEE-dee oh-bee-EYE-zor)</b> 6-6, 275, So.-2L Eden Prairie, Minn. (Eden Prairie)	<ul style="list-style-type: none"><li><b>LAST GAME:</b> 1 tackle vs. North Dakota (8/30/25)</li><li>Recorded a sack and recovered a fumble in the 2025 season opener vs. Iowa State.</li><li>Earned votes for the 2024 Big 12 Defensive Freshman of the Year award.</li></ul>	<table><tr><th>Year</th><th>U-A-T</th><th>TFL-Yds.</th><th>Sk-Yds</th><th>INT</th><th>PD</th><th>F/R</th></tr><tr><td>2025</td><td>1-2-3</td><td>1.0-1</td><td>0.0-0</td><td>0</td><td>0</td><td>0/1</td></tr><tr><td>CAR</td><td>11-10-21</td><td>6.5-16</td><td>4.0-13</td><td>0</td><td>3</td><td>0/1</td></tr></table> <p>Car. Highs: Tackles: 3; TFL: 1.0; Sacks: 1.0; PD: 1; FR: 1</p>	Year	U-A-T	TFL-Yds.	Sk-Yds	INT	PD	F/R	2025	1-2-3	1.0-1	0.0-0	0	0	0/1	CAR	11-10-21	6.5-16	4.0-13	0	3	0/1
	Year	U-A-T	TFL-Yds.	Sk-Yds	INT	PD	F/R																		
2025	1-2-3	1.0-1	0.0-0	0	0	0/1																			
CAR	11-10-21	6.5-16	4.0-13	0	3	0/1																			
	<b>#55 Malcolm Alcorn-Crowder</b> 6-6, 305, Jr.-SQ Brockton, Mass. (Butler CC)	<ul style="list-style-type: none"><li><b>LAST GAME:</b> Played vs. North Dakota (8/30/25); No stats.</li><li>Played on FG defense last year vs. Arizona State and Cincinnati.</li><li>Regarded as the 4th-best overall community-college prospect in the Class of 2024 by On3.</li></ul>																							
WLB		<b>#32 Des Purnell</b> 6-0, 232, Sr.-3L Topeka, Kan. (Hayden)	<ul style="list-style-type: none"><li><b>LAST GAME:</b> 6 tackles vs. North Dakota (8/30/25)</li><li>Has played in 42 career games with 28 starts, the latter ranking 3rd on the team.</li><li>Ranked 2nd on the team last year with 9.5 TFLs.</li></ul>	<table><tr><th>Year</th><th>U-A-T</th><th>TFL-Yds.</th><th>Sk-Yds</th><th>INT</th><th>PD</th><th>F/R</th></tr><tr><td>2025</td><td>5-2-7</td><td>0.0-0</td><td>0.0-0</td><td>0</td><td>1</td><td>0/0</td></tr><tr><td>CAR</td><td>79-46-125</td><td>15.0-58</td><td>4.5-41</td><td>1</td><td>7</td><td>3/4</td></tr></table> <p>Car. Highs: Tackles: 7; TFL: 2.0; Sacks: 1.0; INT: 1; PD: 2; FF: 1; FR: 1</p>	Year	U-A-T	TFL-Yds.	Sk-Yds	INT	PD	F/R	2025	5-2-7	0.0-0	0.0-0	0	1	0/0	CAR	79-46-125	15.0-58	4.5-41	1	7	3/4
	Year	U-A-T	TFL-Yds.	Sk-Yds	INT	PD	F/R																		
2025	5-2-7	0.0-0	0.0-0	0	1	0/0																			
CAR	79-46-125	15.0-58	4.5-41	1	7	3/4																			
	<b>#35 Gabe Powers</b> 6-3, 237, Jr.-TR Marysville, Ohio (Ohio State Univ.)	<ul style="list-style-type: none"><li><b>LAST GAME:</b> 1 tackle vs. North Dakota (8/30/25)</li><li>Saw action on 26 defensive snaps in the season opener vs. Iowa State, the most of his career.</li><li>A transfer from Ohio State who saw time in 22 career games for the Buckeyes.</li></ul>	<table><tr><th>Year</th><th>U-A-T</th><th>TFL-Yds.</th><th>Sk-Yds</th><th>INT</th><th>PD</th><th>F/R</th></tr><tr><td>2025</td><td>2-3-5</td><td>0.0-0</td><td>0.0-0</td><td>0</td><td>0</td><td>0/0</td></tr><tr><td>CAR</td><td>12-5-17</td><td>1.0-3</td><td>0.0-0</td><td>1</td><td>2</td><td>0/0</td></tr></table> <p>Car. Highs: Tackles: 4; TFL: 1.0; INT: 1; PD: 1</p>	Year	U-A-T	TFL-Yds.	Sk-Yds	INT	PD	F/R	2025	2-3-5	0.0-0	0.0-0	0	0	0/0	CAR	12-5-17	1.0-3	0.0-0	1	2	0/0	
Year	U-A-T	TFL-Yds.	Sk-Yds	INT	PD	F/R																			
2025	2-3-5	0.0-0	0.0-0	0	0	0/0																			
CAR	12-5-17	1.0-3	0.0-0	1	2	0/0																			
MLB		<b>#45 Austin Romaine (roe-MANE)</b> 6-2, 245, Jr.-2L Hillsboro, Mo. (Hillsboro)	<ul style="list-style-type: none"><li><b>LAST GAME:</b> 10 tackles, 1.5 TFL vs. North Dakota (8/30/25)</li><li>On the watch lists for the Nagurski Trophy, Bednarik Award and Butkus Award.</li><li>Led the team with 96 tackles last year en route to All-Big 12 Second Team honors.</li></ul>	<table><tr><th>Year</th><th>U-A-T</th><th>TFL-Yds.</th><th>Sk-Yds</th><th>INT</th><th>PD</th><th>F/R</th></tr><tr><td>2025</td><td>11-7-18</td><td>1.5-4</td><td>0.0-0</td><td>0</td><td>1</td><td>0/1</td></tr><tr><td>CAR</td><td>80-56-136</td><td>12.0-41</td><td>3.0-21</td><td>0</td><td>3</td><td>3/1</td></tr></table> <p>Car. Highs: Tackles: 12; TFL: 2.5; Sacks: 2.0; PD: 1; FF: 1; FR: 1</p>	Year	U-A-T	TFL-Yds.	Sk-Yds	INT	PD	F/R	2025	11-7-18	1.5-4	0.0-0	0	1	0/1	CAR	80-56-136	12.0-41	3.0-21	0	3	3/1
	Year	U-A-T	TFL-Yds.	Sk-Yds	INT	PD	F/R																		
2025	11-7-18	1.5-4	0.0-0	0	1	0/1																			
CAR	80-56-136	12.0-41	3.0-21	0	3	3/1																			
	<b>#28 Rex Van Wyhe</b> 6-5, 236, Jr.-1L Rock Rapids, Iowa (Iowa Central CC)	<ul style="list-style-type: none"><li><b>LAST GAME:</b> 2 tackles vs. North Dakota (8/30/25)</li><li>A member of the rotation in every game last year and in the 2025 season opener.</li><li>Tied for 2nd on the team last year with 4 special teams tackles.</li></ul>	<table><tr><th>Year</th><th>U-A-T</th><th>TFL-Yds.</th><th>Sk-Yds</th><th>INT</th><th>PD</th><th>F/R</th></tr><tr><td>2025</td><td>3-1-4</td><td>0.0-0</td><td>0.0-0</td><td>0</td><td>0</td><td>0/0</td></tr><tr><td>CAR</td><td>20-19-39</td><td>3.5-8</td><td>0.0-0</td><td>0</td><td>1</td><td>0/0</td></tr></table> <p>Car. Highs: Tackles: 4; TFL: 1.0; PD: 1</p>	Year	U-A-T	TFL-Yds.	Sk-Yds	INT	PD	F/R	2025	3-1-4	0.0-0	0.0-0	0	0	0/0	CAR	20-19-39	3.5-8	0.0-0	0	1	0/0	
Year	U-A-T	TFL-Yds.	Sk-Yds	INT	PD	F/R																			
2025	3-1-4	0.0-0	0.0-0	0	0	0/0																			
CAR	20-19-39	3.5-8	0.0-0	0	1	0/0																			
STAR		<b>#6 Qua Moss</b> 5-10, 185, Jr.-TR West Point, Ga. (Univ. of West Georgia)	<ul style="list-style-type: none"><li><b>LAST GAME:</b> 3 tackles, TFL vs. North Dakota (8/30/25)</li><li>Recorded a sack that forced a fumble in the season opener vs. Iowa State.</li><li>Tied for 4th in the United Athletic Conference in sacks, while he was 10th in TFLs.</li></ul>	<table><tr><th>Year</th><th>U-A-T</th><th>TFL-Yds.</th><th>Sk-Yds</th><th>INT</th><th>PD</th><th>F/R</th></tr><tr><td>2025</td><td>6-1-7</td><td>2.0-13</td><td>1.0-10</td><td>0</td><td>0</td><td>1/0</td></tr><tr><td>CAR</td><td>46-17-63</td><td>11.5-62</td><td>6.0-48</td><td>0</td><td>4</td><td>2/0</td></tr></table> <p>Car. Highs: Tackles: 8; TFL: 2.0; Sacks: 2.0; PD: 2; FF: 1</p>	Year	U-A-T	TFL-Yds.	Sk-Yds	INT	PD	F/R	2025	6-1-7	2.0-13	1.0-10	0	0	1/0	CAR	46-17-63	11.5-62	6.0-48	0	4	2/0
	Year	U-A-T	TFL-Yds.	Sk-Yds	INT	PD	F/R																		
2025	6-1-7	2.0-13	1.0-10	0	0	1/0																			
CAR	46-17-63	11.5-62	6.0-48	0	4	2/0																			
	<b>#4 Daniel Cobbs</b> 5-10, 190, Jr.-2L Fort Worth, Texas (Tyler JC)	<ul style="list-style-type: none"><li><b>LAST GAME:</b> 4 tackles, TFL, PD vs. North Dakota (8/30/25)</li><li>Played in all 12 games last year as a reserve safety and on special teams.</li><li>Tallied his first-career INT last year in the Rate Bowl, helping K-State to a 17-point comeback win.</li></ul>	<table><tr><th>Year</th><th>U-A-T</th><th>TFL-Yds.</th><th>Sk-Yds</th><th>INT</th><th>PD</th><th>F/R</th></tr><tr><td>2025</td><td>2-2-4</td><td>1.0-3</td><td>0.0-0</td><td>0</td><td>1</td><td>0/0</td></tr><tr><td>CAR</td><td>9-2-11</td><td>2.0-4</td><td>0.0-0</td><td>1</td><td>2</td><td>0/0</td></tr></table> <p>Car. Highs: Tackles: 4; TFL: 1.0; INT: 1; PD: 1</p>	Year	U-A-T	TFL-Yds.	Sk-Yds	INT	PD	F/R	2025	2-2-4	1.0-3	0.0-0	0	1	0/0	CAR	9-2-11	2.0-4	0.0-0	1	2	0/0	
Year	U-A-T	TFL-Yds.	Sk-Yds	INT	PD	F/R																			
2025	2-2-4	1.0-3	0.0-0	0	1	0/0																			
CAR	9-2-11	2.0-4	0.0-0	1	2	0/0																			
CB		<b>#25 Zashon (ZAY-shawn) Rich</b> 6-1, 209, So.-1L Minneapolis, Minn. (North Community)	<ul style="list-style-type: none"><li><b>LAST GAME:</b> 3 tackles, TFL, 2 PD vs. North Dakota (8/30/25)</li><li>Set a career high with 8 tackles in the 2025 season opener vs. Iowa State.</li><li>Had a career-high 2 PDs in the 2024 Rate Bowl vs. Rutgers and this year vs. North Dakota.</li></ul>	<table><tr><th>Year</th><th>U-A-T</th><th>TFL-Yds.</th><th>Sk-Yds</th><th>INT</th><th>PD</th><th>F/R</th></tr><tr><td>2025</td><td>8-3-11</td><td>1.0-2</td><td>0.0-0</td><td>0</td><td>3</td><td>0/0</td></tr><tr><td>CAR</td><td>17-6-23</td><td>1.0-2</td><td>0.0-0</td><td>0</td><td>6</td><td>0/0</td></tr></table> <p>Car. Highs: Tackles: 8; PD: 2</p>	Year	U-A-T	TFL-Yds.	Sk-Yds	INT	PD	F/R	2025	8-3-11	1.0-2	0.0-0	0	3	0/0	CAR	17-6-23	1.0-2	0.0-0	0	6	0/0
	Year	U-A-T	TFL-Yds.	Sk-Yds	INT	PD	F/R																		
2025	8-3-11	1.0-2	0.0-0	0	3	0/0																			
CAR	17-6-23	1.0-2	0.0-0	0	6	0/0																			
	<b>#0 Amarion (uh-MAR-ee-on) Fortenberry</b> OR	<ul style="list-style-type: none"><li><b>FORTENBERRY'S LAST GAME:</b> 2 tackles, TFL, PD vs. North Dakota (8/30/25)</li><li><b>ROWE'S LAST GAME:</b> 1 tackle vs. North Dakota (8/30/25)</li><li><b>FORTENBERRY:</b> Played in 13 games with 8 starts as a true freshman last year at South Alabama.</li></ul>	<table><tr><th>Year</th><th>U-A-T</th><th>TFL-Yds.</th><th>Sk-Yds</th><th>INT</th><th>PD</th><th>F/R</th></tr><tr><td>2025</td><td>1-1-2</td><td>1.0-1</td><td>0.0-0</td><td>0</td><td>1</td><td>0/0</td></tr><tr><td>CAR</td><td>32-15-47</td><td>3.0-3</td><td>0.0-0</td><td>2</td><td>10</td><td>1/0</td></tr></table> <p>Car. Highs: Tackles: 12; TFL: 1.0; INT: 1; PD: 2; FF: 1</p>	Year	U-A-T	TFL-Yds.	Sk-Yds	INT	PD	F/R	2025	1-1-2	1.0-1	0.0-0	0	1	0/0	CAR	32-15-47	3.0-3	0.0-0	2	10	1/0	
Year	U-A-T	TFL-Yds.	Sk-Yds	INT	PD	F/R																			
2025	1-1-2	1.0-1	0.0-0	0	1	0/0																			
CAR	32-15-47	3.0-3	0.0-0	2	10	1/0																			
SS		<b>#7 VJ Payne</b> 6-3, 208, Sr.-3L Gainesville, Ga. (Buford)	<ul style="list-style-type: none"><li><b>LAST GAME:</b> 3 tackles, TFL vs. North Dakota (8/30/25)</li><li>Forced 2 fumbles and had 2 red-zone INTs last year.</li><li>Earned All-Big 12 Honorable Mention accolades in 2024.</li></ul>	<table><tr><th>Year</th><th>U-A-T</th><th>TFL-Yds.</th><th>Sk-Yds</th><th>INT</th><th>PD</th><th>F/R</th></tr><tr><td>2025</td><td>5-3-8</td><td>1.0-2</td><td>0.0-0</td><td>0</td><td>0</td><td>0/0</td></tr><tr><td>CAR</td><td>106-50-156</td><td>8.5-15</td><td>1.0-4</td><td>3</td><td>10</td><td>2/1</td></tr></table> <p>Car. Highs: Tackles: 12; TFL: 1.0; Sacks: 1.0; INT: 1; PD: 2; FF: 1; FR: 1</p>	Year	U-A-T	TFL-Yds.	Sk-Yds	INT	PD	F/R	2025	5-3-8	1.0-2	0.0-0	0	0	0/0	CAR	106-50-156	8.5-15	1.0-4	3	10	2/1
	Year	U-A-T	TFL-Yds.	Sk-Yds	INT	PD	F/R																		
2025	5-3-8	1.0-2	0.0-0	0	0	0/0																			
CAR	106-50-156	8.5-15	1.0-4	3	10	2/1																			
	<b>#18 Wesley Fair</b> 6-1, 200, So.-1L Wichita, Kan. (Wichita Collegiate)	<ul style="list-style-type: none"><li><b>LAST GAME:</b> 4 tackles vs. North Dakota (8/30/25)</li><li>Has earned his first 2 career starts this season.</li><li>Played in every game last year as a member of all 4 core special teams units.</li></ul>	<table><tr><th>Year</th><th>U-A-T</th><th>TFL-Yds.</th><th>Sk-Yds</th><th>INT</th><th>PD</th><th>F/R</th></tr><tr><td>2025</td><td>6-2-8</td><td>0.0-0</td><td>0.0-0</td><td>0</td><td>1</td><td>0/0</td></tr><tr><td>CAR</td><td>11-4-15</td><td>0.0-0</td><td>0.0-0</td><td>0</td><td>1</td><td>0/0</td></tr></table> <p>Car. Highs: Tackles: 4; PD: 1</p>	Year	U-A-T	TFL-Yds.	Sk-Yds	INT	PD	F/R	2025	6-2-8	0.0-0	0.0-0	0	1	0/0	CAR	11-4-15	0.0-0	0.0-0	0	1	0/0	
Year	U-A-T	TFL-Yds.	Sk-Yds	INT	PD	F/R																			
2025	6-2-8	0.0-0	0.0-0	0	1	0/0																			
CAR	11-4-15	0.0-0	0.0-0	0	1	0/0																			
FS		<b>#18 Wesley Fair</b> 6-1, 200, So.-1L Wichita, Kan. (Wichita Collegiate)	<ul style="list-style-type: none"><li><b>LAST GAME:</b> 4 tackles vs. North Dakota (8/30/25)</li><li>Has earned his first 2 career starts this season.</li><li>Played in every game last year as a member of all 4 core special teams units.</li></ul>	<table><tr><th>Year</th><th>U-A-T</th><th>TFL-Yds.</th><th>Sk-Yds</th><th>INT</th><th>PD</th><th>F/R</th></tr><tr><td>2025</td><td>6-2-8</td><td>0.0-0</td><td>0.0-0</td><td>0</td><td>1</td><td>0/0</td></tr><tr><td>CAR</td><td>11-4-15</td><td>0.0-0</td><td>0.0-0</td><td>0</td><td>1</td><td>0/0</td></tr></table> <p>Car. Highs: Tackles: 4; PD: 1</p>	Year	U-A-T	TFL-Yds.	Sk-Yds	INT	PD	F/R	2025	6-2-8	0.0-0	0.0-0	0	1	0/0	CAR	11-4-15	0.0-0	0.0-0	0	1	0/0
	Year	U-A-T	TFL-Yds.	Sk-Yds	INT	PD	F/R																		
2025	6-2-8	0.0-0	0.0-0	0	1	0/0																			
CAR	11-4-15	0.0-0	0.0-0	0	1	0/0																			
	<b>#10 Logan Bartley</b> 6-1, 213, Fr.-HS Naples, Fla. (First Baptist Academy)	<ul style="list-style-type: none"><li><b>LAST GAME:</b> 1 tackle vs. North Dakota (8/30/25)</li><li>A true FR who has played as a reserve in each of the first 2 games of 2025.</li><li>Viewed as the 44th-best safety in the nation for the Class of 2025 by 247Sports.</li></ul>	<table><tr><th>Year</th><th>U-A-T</th><th>TFL-Yds.</th><th>Sk-Yds</th><th>INT</th><th>PD</th><th>F/R</th></tr><tr><td>2025</td><td>2-1-3</td><td>0.0-0</td><td>0.0-0</td><td>0</td><td>0</td><td>0/0</td></tr><tr><td>CAR</td><td>2-1-3</td><td>0.0-0</td><td>0.0-0</td><td>0</td><td>0</td><td>0/0</td></tr></table> <p>Car. Highs: Tackles: 2</p>	Year	U-A-T	TFL-Yds.	Sk-Yds	INT	PD	F/R	2025	2-1-3	0.0-0	0.0-0	0	0	0/0	CAR	2-1-3	0.0-0	0.0-0	0	0	0/0	
Year	U-A-T	TFL-Yds.	Sk-Yds	INT	PD	F/R																			
2025	2-1-3	0.0-0	0.0-0	0	0	0/0																			
CAR	2-1-3	0.0-0	0.0-0	0	0	0/0																			
CB		<b>#9 Donovan McIntosh</b> 6-3, 194, So.-1L St. Louis, Mo. (St. Mary's)	<ul style="list-style-type: none"><li><b>LAST GAME:</b> 3 tackles vs. North Dakota (8/30/25)</li><li>Earned his first-career start in the 2025 opener, setting career highs in tackles and PDs.</li><li>Had a pass breakup on a 3rd-down play in the Rate Bowl vs. Rutgers.</li></ul>	<table><tr><th>Year</th><th>U-A-T</th><th>TFL-Yds.</th><th>Sk-Yds</th><th>INT</th><th>PD</th><th>F/R</th></tr><tr><td>2025</td><td>8-3-11</td><td>0.0-0</td><td>0.0-0</td><td>0</td><td>2</td><td>0/0</td></tr><tr><td>CAR</td><td>10-4-14</td><td>0.0-0</td><td>0.0-0</td><td>0</td><td>3</td><td>0/0</td></tr></table> <p>Car. Highs: Tackles: 8; PD: 2</p>	Year	U-A-T	TFL-Yds.	Sk-Yds	INT	PD	F/R	2025	8-3-11	0.0-0	0.0-0	0	2	0/0	CAR	10-4-14	0.0-0	0.0-0	0	3	0/0
	Year	U-A-T	TFL-Yds.	Sk-Yds	INT	PD	F/R																		
2025	8-3-11	0.0-0	0.0-0	0	2	0/0																			
CAR	10-4-14	0.0-0	0.0-0	0	3	0/0																			
	<b>#5 Justice Clemons</b> 5-10, 200, Sr.-2L West Columbia, Texas (Tyler JC)	<ul style="list-style-type: none"><li><b>LAST GAME:</b> 1 tackle vs. North Dakota (8/30/25)</li><li>Played in 13 games with 3 starts last year.</li><li>Has seen time in 26 games over the last 3 years after transferring from Tyler JC.</li></ul>	<table><tr><th>Year</th><th>U-A-T</th><th>TFL-Yds.</th><th>Sk-Yds</th><th>INT</th><th>PD</th><th>F/R</th></tr><tr><td>2025</td><td>1-1-2</td><td>0.0-0</td><td>0.0-0</td><td>0</td><td>0</td><td>0/0</td></tr><tr><td>CAR</td><td>20-6-26</td><td>1.0-2</td><td>0.0-0</td><td>0</td><td>2</td><td>0/0</td></tr></table> <p>Car. Highs: Tackles: 3; TFL: 1.0; PD: 1</p>	Year	U-A-T	TFL-Yds.	Sk-Yds	INT	PD	F/R	2025	1-1-2	0.0-0	0.0-0	0	0	0/0	CAR	20-6-26	1.0-2	0.0-0	0	2	0/0	
Year	U-A-T	TFL-Yds.	Sk-Yds	INT	PD	F/R																			
2025	1-1-2	0.0-0	0.0-0	0	0	0/0																			
CAR	20-6-26	1.0-2	0.0-0	0	2	0/0																			





FG		<b>#43 Luis Rodriguez</b> 6-1, 200, So.-TR Sylmar, Calif. (College of the Canyons)	<ul style="list-style-type: none"><li>• <b>LAST GAME:</b> 1-for-1 FG, 5-for-5 XP vs. North Dakota (8/30/25)</li><li>• Serving as K-State's primary place kicker after signing with with K-State in early July.</li><li>• Connected on 21-of-25 FG attempts with a long of 54 yds last season at Canyons.</li></ul>	<table><tr><th>YEAR</th><th>FGM-A</th><th>Pct.</th><th>LG</th><th>XPM-A</th><th>Pct.</th></tr><tr><td>2025</td><td>1-1</td><td>100.0</td><td>30</td><td>8-8</td><td>100.0</td></tr><tr><td>CAR</td><td>1-1</td><td>100.0</td><td>30</td><td>8-8</td><td>100.0</td></tr><tr><td colspan="6">Car. Highs: FG: 1; XP: 5</td></tr></table>	YEAR	FGM-A	Pct.	LG	XPM-A	Pct.	2025	1-1	100.0	30	8-8	100.0	CAR	1-1	100.0	30	8-8	100.0	Car. Highs: FG: 1; XP: 5																																																					
	YEAR	FGM-A	Pct.	LG	XPM-A	Pct.																																																																						
2025	1-1	100.0	30	8-8	100.0																																																																							
CAR	1-1	100.0	30	8-8	100.0																																																																							
Car. Highs: FG: 1; XP: 5																																																																												
	<b>#30 Teagan Cobb</b> 6-2, 218, So.-SQ Rose Hill, Kan. (Rose Hill)	<ul style="list-style-type: none"><li>• Has not attempted a FG attempt while at K-State.</li><li>• True on 11-of-13 FG attempts as a HS senior in 2022.</li></ul>																																																																										
HLD		<b>#8 Simon McClannan</b> 5-11, 190, So.-1L Omaha, Neb. (Millard South)	<ul style="list-style-type: none"><li>• Held for all FG and extra-point attempts in 2024 and in the first 2 games of 2025.</li></ul>	<table><tr><th>Year</th><th>Games</th></tr><tr><td>2025</td><td>2</td></tr><tr><td>CAR</td><td>17</td></tr></table>	Year	Games	2025	2	CAR	17																																																																		
	Year	Games																																																																										
2025	2																																																																											
CAR	17																																																																											
	<b>#30 Teagan Cobb</b> 6-2, 218, So.-SQ Rose Hill, Kan. (Rose Hill)	<ul style="list-style-type: none"><li>• Has not held during his time at K-State.</li></ul>																																																																										
SNP		<b>#16 Mason Olguin</b> 6-1, 230, Sr.-1L Edmond, Okla. (Dodge City CC)	<ul style="list-style-type: none"><li>• In his second season serving as a primary long snapper, but this year working exclusively on the punt team.</li><li>• Recorded a tackle on punt coverage last year at Tulane and this year vs. North Dakota.</li><li>• Rated the No. 1 available transfer long snapper in 2022 by Kohl's Snapping.</li></ul>	<table><tr><th>Year</th><th>Games</th></tr><tr><td>2025</td><td>2</td></tr><tr><td>CAR</td><td>16</td></tr></table>	Year	Games	2025	2	CAR	16																																																																		
	Year	Games																																																																										
2025	2																																																																											
CAR	16																																																																											
	<b>#33 Andrew Johnson</b> 6-1, 228, So.-SQ Lincoln, Neb. (Lincoln Christian School)	<ul style="list-style-type: none"><li>• Serving as the primary long snapper for all FG and XP attempts.</li><li>• Snapped on FG attempts last year vs. Houston and Arizona State.</li><li>• Spent his true FR season of 2023 as a pitcher at Concordia University, an NAIA school in Seward, Nebraska.</li></ul>	<table><tr><th>Year</th><th>Games</th></tr><tr><td>2025</td><td>2</td></tr><tr><td>CAR</td><td>4</td></tr></table>	Year	Games	2025	2	CAR	4																																																																			
Year	Games																																																																											
2025	2																																																																											
CAR	4																																																																											
P		<b>#8 Simon McClannan</b> 5-11, 190, So.-1L Omaha, Neb. (Millard South)	<ul style="list-style-type: none"><li>• <b>LAST GAME:</b> 4 punts, 41.8-yd avg vs. North Dakota (8/30/25)</li><li>• Finished the 2024 season ranked 3rd in the Big 12 in avg among qualified punters.</li><li>• Tied for 6th in the conference last year by forcing 20 fair catches.</li></ul>	<table><tr><th>Year</th><th>Punts</th><th>Yds.</th><th>Avg</th><th>LG</th><th>I20</th></tr><tr><td>2025</td><td>8</td><td>312</td><td>39.0</td><td>46</td><td>1</td></tr><tr><td>CAR</td><td>55</td><td>2,302</td><td>41.9</td><td>59</td><td>16</td></tr><tr><td colspan="6">Car. Highs: Punts: 7; Avg: 46.5; In20: 4</td></tr></table>	Year	Punts	Yds.	Avg	LG	I20	2025	8	312	39.0	46	1	CAR	55	2,302	41.9	59	16	Car. Highs: Punts: 7; Avg: 46.5; In20: 4																																																					
	Year	Punts	Yds.	Avg	LG	I20																																																																						
2025	8	312	39.0	46	1																																																																							
CAR	55	2,302	41.9	59	16																																																																							
Car. Highs: Punts: 7; Avg: 46.5; In20: 4																																																																												
	<b>#30 Teagan Cobb</b> 6-2, 218, So.-SQ Rose Hill, Kan. (Rose Hill)	<ul style="list-style-type: none"><li>• Has not punted during his time at K-State.</li><li>• Averaged 41.2 yds on 39 punts during his senior season of HS in 2022.</li></ul>																																																																										
KO		<b>#8 Simon McClannan</b> 5-11, 190, So.-1L Omaha, Neb. (Millard South)	<ul style="list-style-type: none"><li>• <b>LAST GAME AT KO:</b> 7 KO, 64.0-yd avg, 6 TB vs. North Dakota (8/30/25)</li><li>• Served as the primary kickoff man over the final 10 games of 2024 and in the first 2 games of 2025.</li><li>• His 62.5-yd avg last year ranked 2nd in the Big 12, while his 72.88% TB rate ranked 3rd in the league.</li></ul>	<table><tr><th>Year</th><th>No.</th><th>Yards</th><th>Avg.</th><th>TB</th></tr><tr><td>2025</td><td>11</td><td>699</td><td>63.5</td><td>7</td></tr><tr><td>CAR</td><td>72</td><td>4,760</td><td>66.1</td><td>49</td></tr><tr><td colspan="5">Car. Highs: KO: 8; Avg: 65.0; TB: 8</td></tr></table>	Year	No.	Yards	Avg.	TB	2025	11	699	63.5	7	CAR	72	4,760	66.1	49	Car. Highs: KO: 8; Avg: 65.0; TB: 8																																																								
	Year	No.	Yards	Avg.	TB																																																																							
2025	11	699	63.5	7																																																																								
CAR	72	4,760	66.1	49																																																																								
Car. Highs: KO: 8; Avg: 65.0; TB: 8																																																																												
 OR 	<b>#43 Luis Rodriguez</b> OR <b>#30 Teagan Cobb</b>	<ul style="list-style-type: none"><li>• <b>RODRIGUEZ:</b> Averaged 53.0 yds on 58 kickoffs with 31 TBs last year at College of the Canyons.</li><li>• <b>COBB:</b> Booted 22 TBs on 29 kickoffs during his senior year of HS in 2022.</li></ul>																																																																										
KOR	 OR  OR 	<b>#3 Dylan Edwards</b> 5-9, 175, Jr.-1L Derby, Kan. (Univ. of Colorado) <b>#21 Bryce Noernberg</b> OR <b>#23 DeVon (duh-VON) Rice</b>	<ul style="list-style-type: none"><li>• <b>LAST GAME RETURNING:</b> 5 ret, 102 yds at Iowa State (11/30/24)</li><li>• Earned All-Big 12 Honorable Mention accolades as a returner in 2024.</li><li>• Finished 35th nationally in combined kickoff- and punt-return yds (438).</li><li>• <b>NOERNBERG'S LAST GAME RETURNING:</b> 5 ret, 130 yds vs. North Dakota (8/30/25)</li><li>• <b>NOERNBERG:</b> Returned a pair of kicks last year vs. both Cincinnati and Rutgers.</li><li>• <b>RICE'S LAST GAME RETURNING:</b> 1 ret, 27 yds vs. Arizona State (11/16/24)</li></ul>	<table><tr><th>Year</th><th>Ret.</th><th>Yds.</th><th>Avg</th><th>TD</th><th>LG</th></tr><tr><td>2025</td><td>0</td><td>0</td><td>0.0</td><td>0</td><td>0</td></tr><tr><td>CAR</td><td>21</td><td>427</td><td>20.3</td><td>0</td><td>29</td></tr><tr><td colspan="6">Car. Highs: Ret: 5; Yds: 102</td></tr></table> <table><tr><th>NOERNBERG</th><th>Ret.</th><th>Yds.</th><th>Avg</th><th>TD</th><th>LG</th></tr><tr><td>2025</td><td>8</td><td>196</td><td>24.5</td><td>0</td><td>36</td></tr><tr><td>CAR</td><td>12</td><td>287</td><td>23.9</td><td>0</td><td>36</td></tr><tr><td colspan="6">Car. Highs: Ret: 5; Yds: 130</td></tr></table> <table><tr><th>RICE</th><th>Ret.</th><th>Yds.</th><th>Avg</th><th>TD</th><th>LG</th></tr><tr><td>2025</td><td>1</td><td>27</td><td>27.0</td><td>0</td><td>27</td></tr><tr><td>CAR</td><td>1</td><td>27</td><td>27.0</td><td>0</td><td>27</td></tr><tr><td colspan="6">Car. Highs: Ret: 1; Yds: 27</td></tr></table>	Year	Ret.	Yds.	Avg	TD	LG	2025	0	0	0.0	0	0	CAR	21	427	20.3	0	29	Car. Highs: Ret: 5; Yds: 102						NOERNBERG	Ret.	Yds.	Avg	TD	LG	2025	8	196	24.5	0	36	CAR	12	287	23.9	0	36	Car. Highs: Ret: 5; Yds: 130						RICE	Ret.	Yds.	Avg	TD	LG	2025	1	27	27.0	0	27	CAR	1	27	27.0	0	27	Car. Highs: Ret: 1; Yds: 27					
	Year	Ret.	Yds.	Avg	TD	LG																																																																						
2025	0	0	0.0	0	0																																																																							
CAR	21	427	20.3	0	29																																																																							
Car. Highs: Ret: 5; Yds: 102																																																																												
NOERNBERG	Ret.	Yds.	Avg	TD	LG																																																																							
2025	8	196	24.5	0	36																																																																							
CAR	12	287	23.9	0	36																																																																							
Car. Highs: Ret: 5; Yds: 130																																																																												
RICE	Ret.	Yds.	Avg	TD	LG																																																																							
2025	1	27	27.0	0	27																																																																							
CAR	1	27	27.0	0	27																																																																							
Car. Highs: Ret: 1; Yds: 27																																																																												
 OR 	<b>#3 Dylan Edwards</b> 5-9, 175, Jr.-1L Derby, Kan. (Univ. of Colorado) <b>#6 Sterling Lockett</b> 5-10, 169, Jr.-1L Leawood, Kan. (Blue Valley)	<ul style="list-style-type: none"><li>• <b>LAST GAME RETURNING:</b> 1 ret, 0 yds vs. Iowa State (8/23/25)</li><li>• Ranked 5th in the Big 12 in total punt-return yds last year.</li><li>• Returned a punt 71 yds for a TD vs. Arizona, earning Big 12 Special Teams Player of the Week honors.</li><li>• <b>LAST GAME RETURNING:</b> 3 ret, 23 yds vs. North Dakota (8/30/25)</li><li>• Returned a career-high 3 punts vs. North Dakota, including one for a career-long 22 yds.</li></ul>	<table><tr><th>Year</th><th>Ret.</th><th>Yds.</th><th>Avg</th><th>TD</th><th>LG</th></tr><tr><td>2025</td><td>1</td><td>0</td><td>0.0</td><td>0</td><td>0</td></tr><tr><td>CAR</td><td>13</td><td>159</td><td>12.2</td><td>1</td><td>71</td></tr><tr><td colspan="6">Car. Highs: Ret: 2; Yds: 71; TD: 1</td></tr></table> <table><tr><th>Year</th><th>Ret.</th><th>Yds.</th><th>Avg</th><th>TD</th><th>LG</th></tr><tr><td>2025</td><td>3</td><td>23</td><td>7.7</td><td>0</td><td>22</td></tr><tr><td>CAR</td><td>4</td><td>33</td><td>8.3</td><td>0</td><td>22</td></tr><tr><td colspan="6">Car. Highs: Ret: 3; Yds: 23</td></tr></table>	Year	Ret.	Yds.	Avg	TD	LG	2025	1	0	0.0	0	0	CAR	13	159	12.2	1	71	Car. Highs: Ret: 2; Yds: 71; TD: 1						Year	Ret.	Yds.	Avg	TD	LG	2025	3	23	7.7	0	22	CAR	4	33	8.3	0	22	Car. Highs: Ret: 3; Yds: 23																														
Year	Ret.	Yds.	Avg	TD	LG																																																																							
2025	1	0	0.0	0	0																																																																							
CAR	13	159	12.2	1	71																																																																							
Car. Highs: Ret: 2; Yds: 71; TD: 1																																																																												
Year	Ret.	Yds.	Avg	TD	LG																																																																							
2025	3	23	7.7	0	22																																																																							
CAR	4	33	8.3	0	22																																																																							
Car. Highs: Ret: 3; Yds: 23																																																																												

## IN-SEASON BIRTHDAYS

Several Wildcats celebrate their birthdays during the 2025 regular season. Below is a list of those players and coaches in addition to the game days for reference.

### AUGUST

21 – Chiddi Obiazor (2004)  
22 – Caleb Medford (2001)  
23 – vs. IOWA STATE  
30 – NORTH DAKOTA  
30 – Ben Wheeler (2005)

### SEPTEMBER

3 – Austin Romaine (2004)  
5 – Leyton Simmering (2003)  
6 – ARMY  
6 – Teagan Cobb (2004)  
8 – Jace Adler (2006)  
11 – Jayden Rowe (2003)  
12 – at ARIZONA  
14 – Monterrio Elston Jr. (2006)  
16 – Donovan McIntosh (2004)

19 – Mason Olguin (2001)  
22 – Dylan Edwards (2004)  
22 – Brock Heath (2006)  
23 – Justin Stephens (2004)  
27 – UCF  
27 – Chris Klieman  
27 – Andrew Metzger (2004)  
29 – Devin Vass (2004)  
29 – Jayshawn Ross (2005)  
29 – Logan Bartley (2006)  
30 – Ryan Davis (2004)  
30 – Dillon Duff (2006)

### OCTOBER

3 – Dominic Mitchell (2006)  
4 – at BAYLOR  
4 – Joe Jackson (2004)

7 – Kyle Rakers (2005)  
8 – Sterling Lockett (2003)  
8 – Wesley Fair (2004)  
10 – Jerand Bradley (2002)  
11 – TCU  
18 – Martel Jackson (2006)  
21 – DeVon Rice (2004)  
25 – at KANSAS  
25 – Jemyri Davis (2004)

### NOVEMBER

1 – TEXAS TECH  
2 – Avery Johnson (2004)  
2 – JB Price (2005)  
3 – Travis Bates (2003)  
5 – Will Anciaux (2004)  
7 – Gabe Powers (2002)

8 – Buddy Wyatt  
13 – Jacques Spradley-Demps (2005)  
14 – Andrew Leingang (2002)  
15 – at OKLAHOMA STATE  
22 – at UTAH  
25 – Garrett Harstad (2004)  
29 – COLORADO  
30 – Brayden Loftin (2003)  
30 – Garrett Oakley (2003)



AVERY JOHNSON

6-3 • 198 • Jr.-2L  
Wichita, Kan. • Maize

- ★ Maxwell Award watch list
- ★ Davey O'Brien Award watch list
- ★ Manning Award watch list
- ★ Johnny Unitas Golden Arm Award watch list
- ★ Shrine Bowl watch list

- Has started 16 career games at QB, as K-State is 11-5 in those games, including an 11-2 mark when he tosses multiple TD passes.
- Ranks 8th in wins and winning % among K-State QBs since 1990 (min. 10 starts).
- Currently ranks 5th in school history in career passing efficiency and completion %, 7th in passing TDs and passing yds per game (164.4), while he is 9th in TD responsibility (50).
- Sits 4 completions shy of entering the school's career top-10 list, while he needs 122 yds to enter the school's top-10 list for career rushing yds by a QB.
- Has tallied multiple TD passes in 13 career games, including 5-consecutive contests dating back to last year... It is the longest streak since Will Howard also did so in 5-straight games in 2023 (vs. TCU, Houston, Texas, Baylor and Kansas).
- Looking to become the first K-State QB with multiple TD passes in at least 6-straight games since Josh Freeman had a 7-game streak over the final 3 games of 2007 (vs. Nebraska, Missouri, Fresno State) and the first 4 games of 2008 (vs. North Texas, Montana State, Louisville, Louisiana).
- Set career highs in completions, attempts and passing yds in addition to tying his career high in passing TDs vs. North Dakota.
- Threw for 318 yds vs. North Dakota, the first 300-yd game of his career, the 46th in school history and the first since Howard at Texas in 2023 (327 yds).
- Started the 2025 season by connecting on 70.0% of his passes vs. Iowa State, the best completion % of his career (min. 10 att.).
- Put together a pass efficiency rating of 168.4 vs. ISU, the second-highest of his career (min. 10 att.), only outdone by the 186.0 mark he produced last year at West Virginia.
- Finished the 2024 season as one of 9 QBs in the nation with at least 25 passing TDs and 7 rushing TDs, including one of five Power 4 signal callers.
- Also concluded the year as one of only 5 players in the nation – and one of 3 from a Power 4 school (Alabama's Jalen Milroe and Arkansas' Taylen Green) – to record 2,700 passing yds and 600 rushing yds.
- Tied the school record by engineering 4 comeback wins in 2024 when trailing in the 4th quarter in games vs. Tulane, Colorado, Kansas and Rutgers, the latter being in the Rate Bowl which was the largest comeback win in K-State's bowl history (17 points).
- Voted a team captain in both 2024 and 2025.

2

## GAME HIGHS

### COMPLETIONS

2025.....28, vs. North Dakota (8/30)  
Career.....28, vs. North Dakota (8/30/25)

### ATTEMPTS

2025.....43, vs. North Dakota (8/30)  
Career.....43, vs. North Dakota (8/30/25)

### PASSING YARDS

2025.....318, vs. North Dakota (8/30)  
Career.....318, North Dakota (8/30/25)

### PASSING TOUCHDOWNS

2025.....3, vs. North Dakota (8/30)  
Career.....3, five times

### LONG PASS

2025.....65, vs. Iowa State (8/23)  
Career.....65, twice

### RUSHING ATTEMPTS

2025.....8, vs. Iowa State (8/23)  
Career.....17, vs. Arizona (9/13/24)

### RUSHING YARDS

2025.....43, vs. North Dakota (8/30)  
Career.....110, vs. Arizona (9/13/24)

### RUSHING TOUCHDOWNS

2025.....1, vs. Iowa State (8/23)  
Career.....5, at Texas Tech (10/14/23)

### LONG RUSH

2025.....25, vs. North Dakota (8/30)  
Career.....33, vs. Cincinnati (11/23/24)

PASSING	GP/S	Cmp-Att-Int	Yds	TD	Long	Perc.	Eff.	RUSHING	Att	Yds	TD	Long	Avg/C
2023	8/2	37-66-0	479	5	43	56.1	142.0		52	296	7	30	5.7
2024	13/13	217-372-10	2,712	25	65	58.3	136.4		113	605	7	33	5.4
2025	2/2	49-73-0	591	5	65	67.1	157.7		15	64	1	25	4.3
<b>TOTAL</b>	<b>23/17</b>	<b>303-511-10</b>	<b>3,782</b>	<b>35</b>	<b>65</b>	<b>59.3</b>	<b>140.2</b>		<b>180</b>	<b>965</b>	<b>15</b>	<b>33</b>	<b>5.4</b>

## JOHNSON'S GAME-BY-GAME STATISTICS

PASSING									RUSHING			
2023	Opponent	Result	C-A-I	Pct.	Yds	TD	Long	Eff	Att	Yds	TD	Long
Sept. 2	SEMO	W, 45-0	3-4-0	75.0	55	0	24	190.5	5	32	1	15
Sept. 16	at Missouri	L, 27-30	0-0-0	0.0	0	0	0	0.0	5	32	0	11
Oct. 14	at Texas Tech	W, 38-21	8-9-0	88.9	77	0	21	160.8	13	90	5	30
Oct. 21	TCU* (2 QB Starters)	W, 41-3	5-10-0	50.0	90	1	43	158.6	16	73	0	23
Oct. 28	Houston	W, 41-0	5-6-0	83.3	46	1	21	202.7	5	-5	0	5
Nov. 4	at Texas	L, 30-33 (ot)	0-1-0	0.0	0	0	0	0.0	1	-1	0	0
Nov. 11	Baylor	W, 59-25	2-5-0	40.0	33	1	28	161.4	1	4	0	4
Dec. 28	vs. NC State*	W, 28-19	14-31-0	45.2	178	2	37	114.7	7	71	1	19
2024	Opponent	Result	C-A-I	Pct.	Yds	TD	Long	Eff	Att	Yds	TD	Long
Aug. 31	UT Martin*	W, 41-6	14-21-1	66.7	153	2	44	149.8	3	37	0	17
Sept. 7	at Tulane*	W, 34-27	15-23-0	65.2	181	2	45	160.0	8	40	0	18
Sept. 13	Arizona*	W, 31-7	14-23-0	60.9	156	2	48	146.5	17	110	0	26
Sept. 21	at BYU*	L, 9-38	15-28-2	53.6	130	0	20	78.3	11	74	0	30
Sept. 28	Oklahoma State*	W, 42-20	19-31-1	61.3	259	3	55	157.0	5	60	2	21
Oct. 12	at Colorado*	W, 31-28	15-23-1	65.2	224	2	50	167.0	7	-15	1	10
Oct. 19	at West Virginia*	W, 45-18	19-29-0	65.5	298	3	60	186.0	0	0	0	0
Oct. 26	Kansas*	W, 29-27	19-34-0	55.9	253	2	42	137.8	14	67	1	14
Nov. 2	at Houston*	L, 19-24	23-39-2	59.0	238	1	61	108.4	8	31	0	13
Nov. 16	Arizona State*	L, 14-23	24-40-2	60.0	258	0	26	104.2	6	21	1	10
Nov. 23	Cincinnati*	W, 41-15	13-23-0	56.5	147	2	20	138.9	10	72	1	33
Nov. 30	at Iowa State*	L, 21-29	12-28-0	42.9	220	3	65	144.2	13	64	0	21
Dec. 26	vs. Rutgers*	W, 44-41	15-30-1	50.0	195	3	35	130.9	11	57	1	27
2025	Opponent	Result	C-A-I	Pct.	Yds	TD	Long	Eff	Att	Yds	TD	Long
Aug. 23	vs. Iowa State*	L, 21-24	21-30-0	70.0	273	2	65	168.4	8	21	1	10
Aug. 30	North Dakota*	W, 38-35	28-43-0	65.1	318	3	44	150.3	7	43	0	25

\* Game Started



AMARION FORTENBERRY

CB • 5-10 • 178 • So.-TR  
Columbia, Miss. • South Alabama

- A transfer from South Alabama who has served as a reserve CB in each of the first 2 games.
- Played in 13 games with 8 starts as a true freshman last season.
- Tallied a season-high 12 tackles and 2 PDs last year at LSU.

#### FORTENBERRY'S GAME-BY-GAME DEFENSIVE STATS

Date	Opponent	UA-AT-TT	TFL	SACK	INT	PD	F/R
8/31/24	NORTH TEXAS	2-0-2	0.0-0	0.0-0	0	1	0/0
9/7/24	at Ohio*	1-5-6	0.0-0	0.0-0	0	1	0/0
9/12/24	NORTHWESTERN ST.*	2-0-2	<b>1.0-1</b>	0.0-0	<b>1</b>	<b>2</b>	0/0
9/19/24	at Appalachian St.*	3-0-3	<b>1.0-1</b>	0.0-0	0	1	0/0
9/28/24	at LSU*	<b>8-4-12</b>	0.0-0	0.0-0	0	<b>2</b>	0/0
10/5/24	at Arkansas State*	5-0-5	0.0-0	0.0-0	0	0	0/0
11/16/24	at Louisiana*	3-0-3	0.0-0	0.0-0	0	0	1/0
11/23/24	at Southern Miss*	0-2-2	0.0-0	0.0-0	0	1	0/0
11/29/24	TEXAS STATE*	4-2-6	0.0-0	0.0-0	0	0	0/0
12/14/24	vs. Western Michigan	3-1-4	0.0-0	0.0-0	<b>1</b>	1	0/0
8/30/24	NORTH DAKOTA	1-1-2	<b>1.0-1</b>	0.0-0	0	1	0/0

2024 Season at South Alabama

\* denotes game started; **Bold Italics** denotes career high

#### FORTENBERRY'S CAREER DEFENSIVE STATS

Year	G/S	UA-AT-TT	TFL	SACK	INT	PD	F/R
2024	13/8	31-14-45	2.0-2	0.0-0	2	9	1/0
2025	2/0	1-1-2	1.0-1	0.0-0	0	1	0/0
<b>TOTAL</b>	<b>15/8</b>	<b>32-15-47</b>	<b>3.0-3</b>	<b>0.0-0</b>	<b>2</b>	<b>10</b>	<b>1/0</b>

\* at South Alabama



JAYCE BROWN

WR • 6-0 • 179 • Jr.-2L  
Fort Walton Beach, Fla. • Choctawhatchee

- ★ Biletnikoff Award watch list
- ★ Shrine Bowl watch list

- Has played in 25 career games with 19 starts, the latter ranking 2nd on the offense.
- Has at least one catch in each of the last 23 games, the longest streak by a Wildcat since Phillip Brooks went 25-straight games over the 2022 and 2023 seasons.
- Has tallied at least 100 scrimmage yds in each of the last 4 games dating back to last year after only one such performance in his first 21 career games.
- Recorded 12 catches vs. North Dakota, tied for seventh in program history for a single game and the most by a Wildcat since Tyler Lockett had 13 the final game of his career, the 2014 Alamo Bowl vs. UCLA.
- On the watch list for the Biletnikoff Award, K-State's first candidate for the award since Lockett was a semifinalist in 2014.
- Sits 2 TD catches and 374 yds shy of entering the school's top-10 lists for those categories.
- Tallied the game-winning TD catch last season at Colorado, a 50-yarder with 2:14 remaining in the game.

#### BROWN'S GAME-BY-GAME RECEIVING STATS

Date	Opponent	No	Yds	TD	LG
9/2/23	SEMO	1	15	0	15
10/14/23	at Texas Tech	1	21	0	21
10/21/23	TCU	4	88	1	43
10/28/23	HOUSTON*	2	13	0	8
11/4/23	at Texas*	4	77	1	32
11/11/23	BAYLOR*	1	6	0	6
11/18/23	at Kansas*	4	96	0	46
11/25/23	IOWA STATE*	5	69	0	20
12/28/23	vs. NC State*	5	52	1	22
8/31/24	UT MARTIN*	5	71	0	44
9/7/24	at Tulane*	1	17	0	17
9/13/24	ARIZONA*	3	60	0	48
9/21/24	at BYU*	4	51	0	20
9/28/24	OKLAHOMA STATE*	4	78	1	55
10/12/24	at Colorado*	6	121	<b>2</b>	50
10/19/24	at West Virginia*	2	22	0	15
10/26/24	KANSAS*	5	98	0	42
11/2/24	at Houston*	3	86	0	61
11/16/24	ARIZONA STATE*	5	38	0	13
11/23/24	CINCINNATI	1	15	0	15
11/30/24	at Iowa State*	3	106	<b>2</b>	<b>65</b>
12/6/24	vs. Rutgers*	5	60	0	19
8/23/25	vs. Iowa State	4	78	1	37
8/30/25	NORTH DAKOTA*	<b>12</b>	<b>109</b>	1	44

\* denotes game started; **Bold Italics** denotes career high

#### BROWN'S GAME-BY-GAME RUSHING STATS

Date	Opponent	No	Yds	TD	LG
9/2/23	SEMO	1	0	0	0
10/21/23	TCU	1	1	0	1
10/28/23	HOUSTON*	2	2	0	2
12/26/24	vs. Rutgers*	<b>3</b>	<b>42</b>	0	<b>34</b>
8/23/25	vs. Iowa State	2	29	0	33

\* denotes game started; **Bold Italics** denotes career high

#### BROWN'S GAME-BY-GAME KICKOFF RETURNS STATS

Date	Opponent	No	Yds	TD	LG
8/31/24	UT MARTIN	<b>1</b>	<b>32</b>	0	<b>32</b>
9/7/24	at Tulane	<b>1</b>	10	0	10

**Bold Italics** denotes career high

#### BROWN'S CAREER RECEIVING STATS

Year	G/S	No	Yds	Avg	TD	Lg
2023	10/6	27	437	16.2	3	46
2024	13/12	47	823	17.5	5	65
2025	2/1	16	187	11.7	2	44
<b>TOTAL</b>	<b>25/19</b>	<b>90</b>	<b>1,447</b>	<b>16.1</b>	<b>10</b>	<b>65</b>

#### BROWN'S CAREER RUSHING STATS

Year	G/S	No	Yds	Avg	TD	Lg
2023	10/6	4	3	0.8	0	2
2024	13/12	3	42	14.0	0	34
2025	2/1	2	29	14.5	0	33
<b>TOTAL</b>	<b>25/19</b>	<b>9</b>	<b>74</b>	<b>8.2</b>	<b>0</b>	<b>34</b>

#### BROWN'S CAREER KICKOFF RETURN STATS

Year	G	NO	YDS	AVG	TD	LG
2024	10	2	42	21.0	0	32
<b>TOTAL</b>	<b>25</b>	<b>2</b>	<b>42</b>	<b>21.0</b>	<b>0</b>	<b>32</b>



COLBY MCCALISTER

S • 5-10 • 198 • Jr.-2L  
Houston, Texas • Clear Brook

- Has played in 25 career games, including starts last year vs. Colorado, Arizona State and Cincinnati.
- Had a career-high tying 6 tackles vs. Cincinnati.
- Returned a blocked punt 1 yd for a TD vs. UT Martin, while he recovered a fumble vs. Oklahoma State.

#### MCCALISTER'S GAME-BY-GAME DEFENSIVE STATS

Date	Opponent	UA-AT-TT	TFL	SACK	INT	PD	F/R
9/2/23	SEMO*	3-0-3	0.0-0	0.0-0	0	0	0/0
9/16/23	at Missouri	0-1-1	0.5-1	0.0-0	0	0	0/0
9/23/23	UCF	1-0-1	0.0-0	0.0-0	0	0	0/0
10/6/23	at Oklahoma State	1-0-1	0.0-0	0.0-0	0	0	0/0
10/14/23	at Texas Tech	3-1-4	0.0-0	0.0-0	0	0	0/0
10/21/23	TCU	2-0-2	0.0-0	0.0-0	0	0	0/0
11/4/23	at Texas	2-0-2	0.0-0	0.0-0	0	0	0/0
11/11/23	BAYLOR	<b>4-0-4</b>	<b>1.0-1</b>	<b>1.0-1</b>	0	0	<b>1/0</b>
11/18/23	at Kansas	1-0-1	0.0-0	0.0-0	0	0	0/0
11/25/23	IOWA STATE	2-0-2	0.0-0	0.0-0	0	0	0/0
12/28/23	vs. NC State*	<b>4-2-6</b>	0.0-0	0.0-0	0	<b>1</b>	0/0
9/7/24	at Tulane	2-2-4	0.0-0	0.0-0	0	0	0/0
9/13/24	ARIZONA	0-0-0	0.0-0	0.0-0	0	<b>1</b>	0/0
9/21/24	at BYU	1-1-2	0.0-0	0.0-0	0	0	0/0
9/28/24	OKLAHOMA STATE	<b>4-1-5</b>	0.0-0	0.0-0	0	0	<b>0/1</b>
10/12/24	at Colorado*	1-0-1	0.0-0	0.0-0	0	0	0/0
10/19/24	at West Virginia	0-1-1	0.0-0	0.0-0	0	0	0/0
10/26/24	KANSAS	1-1-2	0.0-0	0.0-0	0	0	0/0
11/2/24	at Houston	2-0-2	0.0-0	0.0-0	0	0	0/0
11/16/24	ARIZONA STATE*	1-0-1	0.0-0	0.0-0	0	0	0/0
11/23/24	CINCINNATI*	3-3-6	0.0-0	0.0-0	0	0	0/0

\* denotes game started; **Bold Italics** denotes career high

#### MCCALISTER'S CAREER DEFENSIVE STATS

Year	G/S	UA-AT-TT	TFL	SACK	INT	PD	F/R
2023	13/2	23-4-27	1.5-12	1.0-12	0	1	1/0
2024	12/3	15-9-24	0.0-0	0.0-0	0	1	0/1
<b>TOTAL</b>	<b>25/5</b>	<b>38-13-51</b>	<b>1.5-12</b>	<b>1.0-12</b>	<b>0</b>	<b>2</b>	<b>1/1</b>



DYLAN EDWARDS

RB • 5-9 • 175 • Jr.-1L  
Derby, Kan. • Colorado

- ★ Maxwell Award watch list
- ★ Doak Walker Award watch list
- ★ Paul Hornung Award watch list
- ★ Jet Award watch list
- ★ Senior Bowl Top 300
- ★ Shrine Bowl watch list

- Played in 12 games with 6 starts in each of his first 2 seasons of college — 2023 at Colorado and 2024 at K-State.
- His 7.4-yd rushing avg last season ranked first among Power 4 RBs in 2024 (min. 70 carries).
- Teamed with DJ Giddens (6.6-yd avg) and Avery Johnson (5.4-yd avg) to make K-State the only Power 4 team in the country with 3 players boasting at least 5.4 yds per rush (min. 70 att.).





- Rushed for a career-high and K-State bowl record 196 yds – including a career-long rush of 65 yds – in the 2024 Rate Bowl.
- Earned Rate Bowl Offensive MVP honors in addition to being named to the Associated Press All-Bowl Team.
- Returned punts and kicks in 2024, earning All-Big 12 honors.
- Returned a punt 71 yds for a TD vs. Arizona – the first PR TD by a K-State RB since Darren Sproles in 2003 vs. Kansas.
- Earned Big 12 Special Teams Player of the Week honors following the Arizona game.

### EDWARDS' GAME-BY-GAME RUSHING STATS

Date	Opponent	No	Yds	TD	LG
9/2/23	at TCU*	6	24	1	8
9/9/23	NEBRASKA*	9	55	0	34
9/16/23	COLORADO STATE*	10	57	0	19
9/23/23	at Oregon*	3	21	0	17
9/30/23	USC	12	44	0	8
10/7/23	at Arizona State	7	16	0	6
10/13/23	STANFORD	7	33	0	11
10/28/23	at UCLA	4	12	0	8
11/4/23	OREGON STATE	5	6	0	2
11/11/23	ARIZONA	5	10	0	5
11/17/23	at Washington State*	7	42	0	23
11/25/23	at Utah	1	1	0	1
8/31/24	UT MARTIN*	5	43	1	17
9/7/24	at Tulane	4	54	1	27
9/13/24	ARIZONA*	6	41	0	24
9/21/24	at BYU	6	41	0	12
9/28/24	OKLAHOMA STATE*	8	22	0	9
10/12/24	at Colorado	7	21	1	9
10/19/24	at West Virginia*	3	27	0	24
10/26/24	KANSAS	3	60	0	44
11/2/24	at Houston	8	31	0	13
11/16/24	ARIZONA STATE	3	5	0	4
11/30/24	at Iowa State*	3	5	0	3
12/26/24	vs. Rutgers*	18	196	2	65

2023 Season at Colorado

\* denotes game started; **Bold Italics** denotes career high

### EDWARDS' GAME-BY-GAME RECEIVING STATS

Date	Opponent	No	Yds	TD	LG
9/2/23	at TCU*	5	135	3	75
9/9/23	NEBRASKA*	3	8	0	7
9/16/23	COLORADO STATE*	6	17	0	6
9/23/23	at Oregon*	3	9	0	7
10/7/23	at Arizona State	3	24	0	15
10/13/23	STANFORD	3	24	0	17
10/28/23	at UCLA	2	12	0	9
11/4/23	OREGON STATE	4	22	0	11
11/11/23	ARIZONA	3	9	0	5
11/25/23	at Utah	4	39	1	30
8/31/24	UT MARTIN*	2	19	1	15
9/7/24	at Tulane	1	-2	0	0
9/13/24	ARIZONA*	1	3	0	3
9/21/24	at BYU	1	5	0	5
9/28/24	OKLAHOMA STATE*	2	12	0	9
10/12/24	at Colorado	3	27	0	12
10/19/24	at West Virginia*	3	18	0	8
10/26/24	KANSAS	2	20	0	19
11/2/24	at Houston	2	4	0	5
12/26/24	vs. Rutgers*	2	27	1	26

2023 Season at Colorado

\* denotes game started; **Bold Italics** denotes career high

### EDWARDS' GAME-BY-GAME KICKOFF RETURN STATS

Date	Opponent	No	Yds	TD	LG
9/2/23	at TCU	1	18	0	18
9/16/23	COLORADO STATE	2	46	0	24
9/30/23	USC	1	17	0	17
11/4/23	OREGON STATE	1	24	0	24
9/21/24	at BYU	2	40	0	25
9/28/24	OKLAHOMA STATE	1	15	0	15
10/19/24	at West Virginia	2	34	0	22
10/26/24	KANSAS	1	28	0	28
11/2/24	at Houston	3	53	0	29
11/16/24	ARIZONA STATE	1	26	0	26
11/30/24	at Iowa State	5	102	0	24

2023 Season at Colorado

**Bold Italics** denotes career high

### EDWARDS' GAME-BY-GAME PUNT RETURN STATS

Date	Opponent	No	Yds	TD	LG
11/11/23	ARIZONA	1	0	0	0
11/25/23	at Utah	1	19	0	19
8/31/24	UT MARTIN	2	10	0	10
9/13/24	ARIZONA	1	71	1	71
9/21/24	at BYU	1	7	0	7
9/28/24	OKLAHOMA STATE	2	8	0	4
10/12/24	at Colorado	1	20	0	20
10/19/24	at West Virginia	2	11	0	9
11/2/24	at Houston	1	13	0	13
8/23/25	vs. Iowa State	1	0	0	0

2023 Season at Colorado

**Bold Italics** denotes career high

### EDWARDS' CAREER RUSHING STATS

YEAR	G/S	NO	YDS	AVG	TD	LG
2023*	12/6	76	321	4.2	1	34
2024	12/6	74	546	7.4	5	65
<b>TOTAL</b>	<b>25/12</b>	<b>150</b>	<b>867</b>	<b>5.8</b>	<b>6</b>	<b>65</b>

\* at Colorado

### EDWARDS' CAREER RECEIVING STATS

YEAR	G/S	NO	YDS	AVG	TD	LG
2023*	12/6	36	299	8.3	4	75
2024	12/6	19	133	7.0	2	26
<b>TOTAL</b>	<b>25/12</b>	<b>55</b>	<b>432</b>	<b>7.9</b>	<b>6</b>	<b>75</b>

\* at Colorado

### EDWARDS' CAREER KICKOFF RETURN STATS

YEAR	G	NO	YDS	AVG	TD	LG
2023*	12	5	105	21.0	0	24
2024	12	15	298	19.9	0	29
<b>TOTAL</b>	<b>25</b>	<b>20</b>	<b>403</b>	<b>20.2</b>	<b>0</b>	<b>29</b>

\* at Colorado

### EDWARDS' CAREER PUNT RETURN STATS

YEAR	G	NO	YDS	AVG	TD	LG
2023*	12	2	19	9.5	0	19
2024	12	10	140	14.0	1	71
2025	1	1	0	0.0	0	0
<b>TOTAL</b>	<b>25</b>	<b>13</b>	<b>159</b>	<b>12.2</b>	<b>1</b>	<b>71</b>

\* at Colorado



**GUNNER MALDONADO**

S • 5-11 • 193 • Sr.-TR  
Chandler, Ariz. • Northwestern/Arizona

★ Shrine Bowl watch list

- An experienced transfer from Arizona who came to K-State in January and has seen time as a reserve in the first 2 games of 2025.
- Has played in 43 career games with 31 starts, including each of the first 4 games last year before an injury ended his season.
- His 31 career starts are the 2nd most on the team.
- Ended the 2023 season on fire, totaling 19 tackles, 2 INTs, a forced fumble and 2 fumble recoveries vs. Arizona State and Oklahoma, the latter being the Alamo Bowl.
- Had 9 tackles and returned a fumble 87 yds for a TD in the Alamo Bowl en route to Defensive MVP honors.
- Began his career at Northwestern in 2020 before transferring to Arizona for the 2021-24 seasons.

### MALDONADO'S GAME-BY-GAME DEFENSIVE STATS

Date	Opponent	UA-AT-TT	TFL	SACK	INT	PD	F/R
10/24/20	MARYLAND	0-1-1	0.0-0	0.0-0	0	0	0/0
9/4/21	vs. BYU	5-3-8	0.5-1	0.0-0	0	1	1/0
9/11/21	SAN DIEGO STATE*	2-1-3	0.0-0	0.0-0	0	0	0/0
9/18/21	NORTHERN ARIZONA*	3-0-3	0.0-0	0.0-0	0	1	0/0
9/25/21	at Oregon*	4-2-6	0.0-0	0.0-0	0	0	0/0
10/9/21	UCLA*	2-3-5	0.0-0	0.0-0	1	1	0/0
10/16/21	at Colorado*	5-0-5	0.0-0	0.0-0	0	0	0/0
10/30/21	at USC	1-1-2	0.0-0	0.0-0	0	0	0/0
11/27/21	at Arizona State*	2-2-4	0.0-0	0.0-0	0	0	0/0
9/3/22	SAN DIEGO STATE	0-1-1	0.0-0	0.0-0	0	0	0/0
9/10/22	MISSISSIPPI STATE*	4-1-5	0.0-0	0.0-0	0	0	1/0
9/24/22	at California*	0-3-3	0.0-0	0.0-0	0	0	0/0
10/1/22	COLORADO*	3-1-4	0.0-0	0.0-0	0	0	0/0
10/8/22	OREGON*	0-3-3	0.0-0	0.0-0	0	0	0/0
10/29/22	USC	2-1-3	0.0-0	0.0-0	0	0	0/0
11/5/22	at Utah*	6-3-9	0.0-0	0.0-0	0	0	0/0
11/12/22	at UCLA*	4-1-5	0.0-0	0.0-0	0	0	1/0
11/19/22	WASHINGTON ST.*	4-5-9	1.5-2	0.0-0	0	1	1/0
11/25/22	ARIZONA STATE*	3-3-6	0.5-1	0.0-0	0	0	0/0
9/2/23	NORTHERN ARIZONA*	2-1-3	0.0-0	0.0-0	0	0	0/0
9/9/23	at Mississippi State	0-2-2	0.0-0	0.0-0	0	0	0/0
9/16/23	UTEP*	3-1-4	0.0-0	0.0-0	0	0	1/1
9/23/23	at Stanford*	9-0-9	1.0-1	0.0-0	0	0	0/0
9/30/23	WASHINGTON*	3-2-5	0.0-0	0.0-0	0	0	0/0
10/7/23	at USC*	2-2-4	0.0-0	0.0-0	0	0	0/0
10/14/23	at Washington St.*	6-2-8	0.0-0	0.0-0	0	0	0/0
10/28/23	OREGON STATE*	7-3-10	0.0-0	0.0-0	0	0	0/0
11/4/23	UCLA*	6-1-7	0.0-0	0.0-0	0	0	0/0
11/11/23	at Colorado*	1-1-2	0.0-0	0.0-0	0	0	0/0
11/18/23	UTAH*	6-2-8	0.0-0	0.0-0	0	1	0/0
11/25/23	at Arizona State*	5-5-10	0.0-0	0.0-0	1	1	1/0
12/28/23	vs. Oklahoma*	7-2-9	0.0-0	0.0-0	1	1	0/2
8/31/24	NEW MEXICO*	3-1-4	0.0-0	0.0-0	0	0	0/0
9/13/24	at Kansas State*	4-0-4	1.0-1	0.0-0	0	0	0/0
9/28/24	at Utah*	0-2-2	0.0-0	0.0-0	1	1	0/0
10/5/24	TEXAS TECH*	0-1-1	0.0-0	0.0-0	0	0	0/0
8/23/25	vs. Iowa State	1-0-1	0.0-0	0.0-0	0	0	0/0
8/30/25	NORTH DAKOTA	1-0-1	0.0-0	0.0-0	0	0	0/0

2020 Season at Northwestern; 2022-24 Seasons at Arizona

\* denotes game started; **Bold Italics** denotes career high

### MALDONADO'S CAREER DEFENSIVE STATS

Year	G/S	UA-AT-TT	TFL	SACK	INT	PD	F/R
2020*	3/0	0-1-1	0.0-0	0.0-0	0	0	0/0
2021*	10/6	24-12-36	0.5-1	0.0-0	1	3	1/0
2022*	11/9	26-22-48	2.0-3	0.0-0	0	1	3/0
2023*	13/12	57-24-81	1.0-1	0.0-0	2	3	2/3
2024*	4/4	7-4-11	1.0-1	0.0-0	1	1	0/0
2025	2/0	2-0-2	0.0-0	0.0-0	0	0	0/0
<b>TOTAL</b>	<b>43/31</b>	<b>116-63-179</b>	<b>4.5-6</b>	<b>0.0-0</b>	<b>4</b>	<b>8</b>	<b>6/3</b>

\* at Northwestern | \* at Arizona



**DANIEL COBBS**

S • 5-10 • 190 • Jr.-2L  
Fort Worth, Texas • Tyler JC

- Has seen action in 17 career games since transferring from Tyler JC.
- Tied his career high of 4 tackles vs. North Dakota.
- Talled his first-career INT in the 3rd quarter of the 2024 Rate Bowl, helping the Wildcats rally from a 17-point deficit for a win.



## COBBS' GAME-BY-GAME DEFENSIVE STATS

Date	Opponent	UA-AT-TT	TFL	SACK	INT	PD	F/R
9/13/24	ARIZONA	1-0-1	0.0-0	0.0-0	0	0	0/0
10/12/24	at Colorado	<b>4-0-4</b>	0.0-0	0.0-0	0	0	0/0
10/19/24	at West Virginia	1-0-1	<b>1.0-1</b>	0.0-0	0	0	0/0
11/2/24	at Houston	1-0-1	0.0-0	0.0-0	0	0	0/0
12/26/24	vs. Rutgers	0-0-0	0.0-0	0.0-0	<b>1</b>	<b>1</b>	0/0
8/30/24	NORTH DAKOTA	2-2-4	<b>1.0-3</b>	0.0-0	0	<b>1</b>	0/0

**Bold Italics** denotes career high

## COBBS' CAREER DEFENSIVE STATS

Year	G/S	UA-AT-TT	TFL	SACK	INT	PD	F/R
2024	11/0	7-0-7	1.0-1	0.0-0	1	1	0/0
2025	2/0	2-2-4	1.0-3	0.0-0	0	1	0/0
<b>TOTAL</b>	<b>17/0</b>	<b>9-2-11</b>	<b>2.0-4</b>	<b>0.0-0</b>	<b>1</b>	<b>2</b>	<b>0/0</b>

4

## JOE JACKSON

RB • 6-0 • 212 • So.-1L  
Haines City, Fla. • Ridge Community

- Has played in 14 career games with starts in the last 3 contests dating back to the 2024 Rate Bowl.
- Hauled in the game-winning 6-yd TD pass vs. North Dakota, K-State's first game-winning TD with less than 1:00 remaining in regulation since the 2017 Iowa State game.
- Has rushed for 51 and 55 yds each of the first 2 games of 2025, bettering his previous career high of 50 in the 2024 Rate Bowl.
- Was in for a career-high 61 offensive snaps vs. North Dakota.

## JACKSON'S GAME-BY-GAME RUSHING STATS

Date	Opponent	No	Yds	TD	LG
9/2/23	SEMO	4	1	0	5
8/31/24	UT MARTIN	7	48	0	<b>32</b>
9/21/24	at BYU	5	12	0	6
9/28/24	OKLAHOMA STATE	6	31	0	10
10/19/24	at West Virginia	2	32	0	29
11/16/24	ARIZONA STATE	1	4	<b>1</b>	4
11/23/24	CINCINNATI	10	47	0	16
11/30/24	at Iowa State	1	3	0	3
12/28/24	vs. Rutgers*	7	50	0	16
8/23/25	vs. Iowa State*	<b>12</b>	51	0	17
8/30/25	NORTH DAKOTA*	11	<b>55</b>	0	13

\* denotes game started; **Bold Italics** denotes career high

## JACKSON'S GAME-BY-GAME RECEIVING STATS

Date	Opponent	No	Yds	TD	LG
11/16/24	ARIZONA STATE	2	21	0	15
11/30/24	at Iowa State	1	5	0	5
12/28/24	vs. Rutgers*	<b>3</b>	<b>37</b>	<b>1</b>	<b>25</b>
8/23/25	vs. Iowa State*	1	7	0	7
8/30/25	NORTH DAKOTA*	1	6	<b>1</b>	6

\* denotes game started; **Bold Italics** denotes career high

## JACKSON'S CAREER RUSHING STATS

Year	G/S	NO	YDS	AVG	TD	LG
2023	2/0	4	1	0.3	0	5
2024	10/1	39	227	5.8	1	32
2025	2/2	23	106	4.6	0	17
<b>TOTAL</b>	<b>14/3</b>	<b>66</b>	<b>334</b>	<b>5.1</b>	<b>1</b>	<b>32</b>

## JACKSON'S CAREER RECEIVING STATS

Year	G/S	NO	YDS	AVG	TD	LG
2024	10/1	6	63	10.5	1	25
2025	2/2	2	13	6.5	1	7
<b>TOTAL</b>	<b>14/3</b>	<b>8</b>	<b>76</b>	<b>9.5</b>	<b>2</b>	<b>25</b>

## JERAND BRADLEY

WR • 6-5 • 223 • Sr.-Tr  
DeSoto, Texas • Texas Tech/Boston College

### ★ Shrine Bowl watch list

- Transferred to K-State after playing the 2024 at Boston College.
- In his second stint in the Big 12 after spending the 2021-23 seasons at Texas Tech.
- Recruited by, and coached in 2021 by, current K-State offensive coordinator **Matt Wells** at Texas Tech.
- Made a splash in his first-career game as a Wildcat as he totaled 75 yds, including a career-long catch of 65 yds that went for a TD.
- Earned Freshman All-America and All-Big 12 honors in 2022.

## BRADLEY'S GAME-BY-GAME RECEIVING STATS

Date	Opponent	No	Yds	TD	LG
9/18/21	FLORIDA INTERNATIONAL	1	5	0	5
10/2/21	at West Virginia	2	30	0	18
12/28/21	vs. Mississippi State*	2	64	0	52
9/3/22	MURRAY STATE*	6	108	<b>2</b>	39
9/10/22	HOUSTON*	6	50	0	21
9/17/22	at NC State*	2	14	0	10
9/24/22	TEXAS	2	26	0	15
10/8/22	at Oklahoma State*	<b>8</b>	119	1	31
10/22/22	WEST VIRGINIA*	3	42	0	17
10/29/22	BAYLOR*	2	44	0	27
11/5/22	at TCU	2	54	1	47
11/19/22	at Iowa State	4	26	0	12
11/26/22	OKLAHOMA*	<b>8</b>	<b>173</b>	1	44
12/28/22	vs. Ole Miss*	<b>8</b>	<b>88</b>	1	36
9/2/23	at Wyoming*	<b>8</b>	88	1	29
9/9/23	OREGON*	5	83	1	34
9/16/23	TARLETON STATE*	4	40	0	15
9/23/23	at West Virginia*	3	30	1	16
9/30/23	HOUSTON*	1	5	0	5
10/7/23	at Baylor*	1	6	0	6
10/14/23	KANSAS STATE*	5	46	1	16
10/21/23	at BYU	3	21	0	9
11/2/23	TCU*	1	13	0	13
11/11/23	at Kansas*	4	91	0	33
11/18/23	UCF	1	8	0	8
9/7/24	DUQUESNE	1	30	0	30
9/14/24	at Missouri	1	12	1	12
9/28/24	WESTERN KENTUCKY	3	26	1	13
10/17/27	at Virginia Tech	1	26	0	26
8/23/25	vs. Iowa State*	3	75	1	<b>65</b>
8/30/25	NORTH DAKOTA*	5	46	0	13

2021-23 Seasons at Texas Tech; 2024 Season at Boston College

\* denotes game started; **Bold Italics** denotes career high

## BRADLEY'S CAREER RECEIVING STATS

Year	G/S	NO	YDS	AVG	TD	LG
2021*	4/1	5	99	19.8	0	52
2022*	12/9	51	744	14.6	6	47
2023*	12/9	36	431	12.0	4	34
2024^	9/1	6	94	15.7	2	30
2025	2/2	8	121	15.1	1	65
<b>TOTAL</b>	<b>39/22</b>	<b>106</b>	<b>1,489</b>	<b>14.0</b>	<b>13</b>	<b>65</b>

\* at Texas Tech | ^ at Boston College

5

## JUSTICE CLEMONS

CB • 5-10 • 200 • Sr.-2L  
West Columbia, Texas • Tyler JC

- A Super Senior who is in his 4th year in the program after spending the first 2 years of college football at Tyler JC.
- Has seen time in 26 games, including all 13 last year with starts vs. Colorado, Cincinnati and Rutgers.

## CLEMONS' GAME-BY-GAME DEFENSIVE STATS

Date	Opponent	UA-AT-TT	TFL	SACK	INT	PD	F/R
9/2/23	SEMO	1-0-1	<b>1.0-2</b>	0.0-0	0	0	0/0
10/21/23	TCU	1-0-1	0.0-0	0.0-0	0	0	0/0
10/28/23	HOUSTON	1-0-1	0.0-0	0.0-0	0	0	0/0
11/4/23	at Texas	1-0-1	0.0-0	0.0-0	0	0	0/0
11/11/23	BAYLOR	<b>2-1-3</b>	0.0-0	0.0-0	0	<b>1</b>	0/0
12/28/23	vs. NC State	1-1-2	0.0-0	0.0-0	0	0	0/0
8/31/24	UT MARTIN	<b>2-0-2</b>	0.0-0	0.0-0	0	0	0/0
9/7/24	at Tulane	1-1-2	0.0-0	0.0-0	0	0	0/0
9/13/24	ARIZONA	1-0-1	0.0-0	0.0-0	0	0	0/0
9/21/24	at BYU	0-1-1	0.0-0	0.0-0	0	0	0/0
9/28/24	OKLAHOMA STATE	<b>2-0-2</b>	0.0-0	0.0-0	0	0	0/0
10/12/24	at Colorado*	1-0-1	0.0-0	0.0-0	0	0	0/0
10/19/24	at West Virginia	0-1-1	0.0-0	0.0-0	0	0	0/0
10/26/24	KANSAS	1-0-1	0.0-0	0.0-0	0	0	0/0
11/2/24	at Houston	1-0-1	0.0-0	0.0-0	0	0	0/0
11/30/24	at Iowa State	1-0-1	0.0-0	0.0-0	0	<b>1</b>	0/0
12/26/24	vs. Rutgers*	<b>2-0-2</b>	0.0-0	0.0-0	0	0	0/0
8/23/25	vs. Iowa State	0-1-1	0.0-0	0.0-0	0	0	0/0
8/30/25	NORTH DAKOTA	1-0-1	0.0-0	0.0-0	0	0	0/0

\* denotes game started; **Bold Italics** denotes career high

## CLEMONS' CAREER DEFENSIVE STATS

Year	G/S	UA-AT-TT	TFL	SACK	INT	PD	F/R
2023	11/0	7-2-9	1.0-2	0.0-0	0	1	0/0
2024	13/3	12-3-15	0.0-0	0.0-0	0	1	0/0
2025	2/0	1-1-2	0.0-0	0.0-0	0	0	0/0
<b>TOTAL</b>	<b>26/3</b>	<b>20-6-26</b>	<b>1.0-2</b>	<b>0.0-0</b>	<b>0</b>	<b>2</b>	<b>0/0</b>

6

## STERLING LOCKETT

WR • 5-10 • 169 • Jr.-1L  
Leawood, Kan. • Blue Valley

- Has played in 16 games over the last 2 seasons as both a reserve WR and punt returner.
- Recorded a career-long punt return of 22 yds vs. North Dakota.
- Father, Kevin (1993-96), and brother, Tyler (2011-14), were both WRs for the Wildcats... Tyler is a current WR for the Tennessee Titans.

## LOCKETT'S GAME-BY-GAME PUNT RETURN STATS

Date	Opponent	No	Yds	TD	LG
8/31/24	UT MARTIN	1	10	0	10
12/26/24	vs. Rutgers	1	0	0	0
8/30/25	NORTH DAKOTA	<b>3</b>	<b>23</b>	0	<b>22</b>

**Bold Italics** denotes career high

## LOCKETT'S GAME-BY-GAME KICKOFF RETURN STATS

Date	Opponent	No	Yds	TD	LG
11/23/24	CINCINNATI	<b>1</b>	<b>11</b>	0	<b>11</b>

**Bold Italics** denotes career high



## LOCKETT'S CAREER PUNT RETURN STATS

YEAR	G	NO	YDS	AVG	TD	LG
2024	12	2	10	5.0	0	10
2025	2	3	23	7.7	0	22
<b>TOTAL</b>	<b>16</b>	<b>5</b>	<b>33</b>	<b>6.6</b>	<b>0</b>	<b>22</b>



**QUA MOSS**

S • 5-10 • 185 • Jr.-TR  
West Point, Ga. • West Georgia

- A transfer from West Georgia who has started the first 2 games.
- Forced a fumble on a sack in the season opener vs. Iowa State.
- Started all 11 games last season at West Georgia, tying for 4th in sacks in the United Athletic Conference.
- In his 2nd stint in Kansas after playing at Dodge City CC in 2023.

## MOSS' GAME-BY-GAME DEFENSIVE STATS

Date	Opponent	UA-AT-TT	TFL	SACK	INT	PD	F/R
8/31/24	SAMFORD*	6-0-6	0.0-0	0.0-0	0	2	0/0
9/7/24	at Abilene Christian*	4-2-5	<b>2.0-12</b>	<b>2.0-12</b>	0	0	1/0
9/14/24	at Eastern Kentucky*	3-2-5	0.0-0	0.0-0	0	1	0/0
9/28/24	NORTH ALABAMA*	<b>7-1-8</b>	1.0-2	0.0-0	0	0	0/0
10/5/24	AUSTIN PEAY*	3-3-6	1.5-3	0.0-0	0	0	0/0
10/12/24	at Central Arkansas*	3-1-4	1.0-1	1.0-1	0	0	0/0
10/19/24	SHORTER*	3-1-4	<b>2.0-20</b>	1.0-15	0	0	0/0
10/26/24	SOUTHERN UTAH*	6-0-6	0.0-0	0.0-0	0	0	0/0
11/2/24	LINCOLN (CA)*	1-1-2	0.5-0	0.0-0	0	0	0/0
11/9/24	TARLETON STATE*	1-3-4	0.5-1	0.0-0	0	0	0/0
11/16/24	at Utah Tech*	3-3-6	1.0-10	1.0-10	0	1	0/0
8/23/25	vs. Iowa State*	3-1-4	1.0-10	1.0-10	0	0	1/0
8/30/25	NORTH DAKOTA*	3-0-3	1.0-3	0.0-0	0	0	0/0

2024 Season at West Georgia

\* denotes game started; **Bold Italics** denotes career high

## MOSS' CAREER DEFENSIVE STATS

Year	G/S	UA-AT-TT	TFL	SACK	INT	PD	F/R
2024*	11/11	40-16-56	9.5-49	5.0-38	0	4	1/0
2025	2/2	6-1-7	2.0-13	1.0-10	0	0	1/0
<b>TOTAL</b>	<b>13/13</b>	<b>46-17-63</b>	<b>11.5-62</b>	<b>6.0-48</b>	<b>0</b>	<b>4</b>	<b>2/0</b>

\* at West Georgia



**JACOB KNUTH**

QB • 6-4 • 219 • Jr.-SQ  
Sioux Falls, S.D. • Minnesota

- In his 3rd season in the program after spending the 2022 season at Minnesota.
- Appeared in 2 games last year as a reserve QB.

## KNUTH'S GAME-BY-GAME PASSING STATS

Date	Opponent	C-A-I	Yds	TD	LG
8/31/24	UT MARTIN	<b>1-1-0</b>	<b>9</b>	0	<b>9</b>
9/21/24	at BYU	<b>1-1-0</b>	<b>9</b>	0	<b>9</b>

**Bold Italics** denotes career high

## KNUTH'S GAME-BY-GAME RUSHING STATS

Date	Opponent	No	Yds	TD	LG
8/31/24	UT MARTIN	1	<b>10</b>	0	<b>10</b>
9/21/24	at BYU	2	8	0	6

**Bold Italics** denotes career high

## KNUTH'S CAREER PASSING STATS

Year	G/S	C-A-I	Pct.	Yds	TD	Lg	Eff.
2024	2/0	2-2-0	100.0	18	0	9	175.6
<b>TOTAL</b>	<b>2/0</b>	<b>2-2-0</b>	<b>100.0</b>	<b>18</b>	<b>0</b>	<b>9</b>	<b>175.6</b>

## KNUTH'S CAREER RUSHING STATS

Year	G/S	NO	YDS	AVG	TD	LG
2024	2/0	3	18	6.0	0	10
<b>TOTAL</b>	<b>2/0</b>	<b>3</b>	<b>18</b>	<b>6.0</b>	<b>0</b>	<b>10</b>



**VJ PAYNE**

S • 6-3 • 208 • Sr.-3L  
Gainesville, Ga. • Buford

- ★ Senior Bowl Top 300
- ★ Shrine Bowl watch list

- Has played in 42 career games with 32 starts, including starts in each of the last 31 games to stand as the longest streak on the team.
- His 32 career starts are also the most on the team.
- Earned All-Big 12 honors in 2024.
- Sealed the win at Tulane with an INT in the end zone, while he forced a fumble on the final defensive snap vs. Kansas.
- Voted a team captain for the 2025 season.

## PAYNE'S GAME-BY-GAME DEFENSIVE STATS

Date	Opponent	UA-AT-TT	TFL	SACK	INT	PD	F/R
9/17/22	TULANE	0-1-1	0.0-0	0.0-0	0	0	0/0
9/24/22	at Oklahoma	1-0-1	0.0-0	0.0-0	0	0	0/0
10/8/22	at Iowa State	0-1-1	0.0-0	0.0-0	0	0	0/0
11/19/22	at West Virginia	1-1-2	0.0-0	0.0-0	0	0	0/0
11/26/22	KANSAS*	7-1-8	0.0-0	0.0-0	0	0	0/0
12/3/22	vs. TCU*	3-1-4	0.0-0	0.0-0	0	0	0/0
12/31/22	vs. Alabama*	6-4-10	<b>1.0-4</b>	<b>1.0-4</b>	0	0	0/0
9/2/23	SEMO*	2-0-2	0.0-0	0.0-0	0	0	0/0
9/9/23	TROY*	5-0-5	0.0-0	0.0-0	0	1	0/0
9/16/23	at Missouri*	2-2-4	<b>1.0-2</b>	0.0-0	0	0	0/0
9/23/23	UCF*	1-0-1	0.0-0	0.0-0	0	0	0/1
10/6/23	at Oklahoma State*	4-2-6	<b>1.0-3</b>	0.0-0	0	0	0/0
10/14/23	at Texas Tech*	3-0-3	0.0-0	0.0-0	<b>1</b>	1	0/0
10/21/23	TCU*	4-0-4	0.0-0	0.0-0	0	0	0/0
10/28/23	HOUSTON*	2-0-2	0.0-0	0.0-0	0	1	0/0
11/4/23	at Texas*	4-2-6	0.0-0	0.0-0	0	1	0/0
11/11/23	BAYLOR*	4-0-4	0.0-0	0.0-0	0	0	0/0
11/18/23	at Kansas*	5-0-5	<b>1.0-1</b>	0.0-0	0	0	0/0
11/25/23	IOWA STATE*	1-4-5	0.0-0	0.0-0	0	0	0/0
12/28/23	vs. NC State*	7-3-10	0.0-0	0.0-0	0	0	0/0
8/31/24	UT MARTIN*	3-1-4	0.0-0	0.0-0	0	0	0/0
9/7/24	at Tulane*	5-2-7	<b>1.0-1</b>	0.0-0	<b>1</b>	1	1/0
9/13/24	ARIZONA*	1-0-1	0.0-0	0.0-0	0	0	0/0
9/21/24	at BYU*	0-2-2	0.0-0	0.0-0	0	1	0/0
9/28/24	OKLAHOMA STATE*	1-2-3	0.0-0	0.0-0	0	0	0/0
10/12/24	at Colorado*	1-2-3	0.0-0	0.0-0	<b>1</b>	1	0/0
10/19/24	at West Virginia*	2-4-6	0.0-0	0.0-0	0	0	0/0
10/26/24	KANSAS*	2-2-4	<b>1.0-1</b>	0.0-0	0	0	1/0
11/2/24	at Houston*	1-0-1	0.0-0	0.0-0	0	0	0/0
11/16/24	ARIZONA STATE*	7-4-11	0.5-0	0.0-0	0	2	0/0
11/23/24	CINCINNATI*	5-2-7	0.0-0	0.0-0	0	0	0/0
11/30/24	at Iowa State*	<b>8-4-12</b>	<b>1.0-1</b>	0.0-0	0	1	0/0
12/26/24	vs. Rutgers*	3-0-3	0.0-0	0.0-0	0	0	0/0
8/23/25	vs. Iowa State*	2-3-5	0.0-0	0.0-0	0	0	0/0
8/30/25	NORTH DAKOTA*	3-0-3	<b>1.0-2</b>	0.0-0	0	0	0/0

\* denotes game started; **Bold Italics** denotes career high

## PAYNE'S CAREER DEFENSIVE STATS

Year	G/S	UA-AT-TT	TFL	SACK	INT	PD	F/R
2022	14/4	18-9-27	1.0-4	1.0-4	0	0	0/0
2023	13/13	44-13-57	3.0-6	0.0-0	1	4	0/1
2024	13/13	39-25-64	3.5-3	0.0-0	2	6	2/0
2025	2/2	5-3-8	1.0-2	0.0-0	0	0	0/0
<b>TOTAL</b>	<b>42/32</b>	<b>106-50-156</b>	<b>8.5-15</b>	<b>1.0-4</b>	<b>3</b>	<b>10</b>	<b>2/1</b>



**SIMON McCLANNAN**

P • 5-11 • 190 • So.-1L  
Omaha, Neb. • Millard South

- In his 2nd season serving as the Wildcats' primary punter in addition to a majority of the kickoff duties.
- Ranked 3rd in the Big 12 last year with a 42.34-yd punting avg.
- His avg ranked 5th in school history among freshmen.
- Totaled a 46.5-yd avg in the Rate Bowl, the fourth-highest in K-State bowl history (min 3 att.).
- Averaged 63.6 yds on kickoffs to rank 2nd in the Big 12, while his 72.88% touchback rate was 3rd.

## McCLANNAN'S GAME-BY-GAME PUNTING STATS

Date	Opponent	No	Yds	Avg	Lg
8/31/24	UT MARTIN	3	123	41.0	46
9/7/24	at Tulane	5	195	39.0	47
9/13/24	ARIZONA	2	102	51.0	55
9/21/24	at BYU	1	57	57.0	57
9/28/24	OKLAHOMA STATE	<b>7</b>	<b>290</b>	41.4	48
10/12/24	at Colorado	3	122	40.7	47
10/19/24	at West Virginia	3	131	43.7	48
10/26/24	KANSAS	4	152	38.0	48
11/2/24	at Houston	5	199	39.8	48
11/16/24	ARIZONA STATE	2	99	49.5	55
11/23/24	CINCINNATI	4	158	39.5	<b>59</b>
11/30/24	at Iowa State	4	176	44.0	54
12/26/24	vs. Rutgers	4	186	<b>46.5</b>	53
8/23/25	vs. Iowa State	4	145	36.2	46
8/30/25	NORTH DAKOTA	4	167	41.8	43

**Bold Italics** denotes career high

## McCLANNAN'S CAREER PUNTING STATS

Year	G	No	Yds	Avg	Lg	i20
2024	13	47	1,990	42.3	59	15
2025	2	8	312	39.0	46	1
<b>TOTAL</b>	<b>15</b>	<b>55</b>	<b>2,302</b>	<b>41.9</b>	<b>59</b>	<b>16</b>



**CHIDDI OBIAZOR**

DE • 6-6 • 275 • So.-2L  
Eden Prairie, Minn. • Eden Prairie

- Started each of the first 2 games of 2025, including the Iowa State game when he tallied a TFL and recovered a fumble.
- Played in every game during his first full season on the field in 2024 with his first-career start coming at Houston.
- Earned votes for the 2024 Big 12 Def. Freshman of the Year award.
- Recorded sacks in each of the final 3 games of 2024.
- Older brother, Namdi, is a linebacker at TCU.



## OBIAZOR'S GAME-BY-GAME DEFENSIVE STATS

Date	Opponent	UA-AT-TT	TFL	SACK	INT	PD	F/R
9/2/23	SEMO	1-0-1	0.0-0	0.0-0	0	0	0/0
12/28/23	vs. NC State	0-1-1	0.5-1	0.5-1	0	0	0/0
8/31/24	UT MARTIN	1-0-1	<b>1.0-1</b>	0.0-0	0	0	0/0
9/21/24	at BYU	1-1-2	0.5-1	0.0-0	0	0	0/0
9/28/24	OKLAHOMA STATE	1-1-2	0.0-0	0.0-0	0	0	0/0
10/19/24	at West Virginia	0-1-1	0.5-1	0.5-1	0	<b>1</b>	0/0
10/26/24	KANSAS	0-1-1	0.0-0	0.0-0	0	0	0/0
11/2/24	at Houston*	1-0-1	0.0-0	0.0-0	0	0	0/0
11/16/24	ARIZONA STATE	1-1-2	0.0-0	0.0-0	0	<b>1</b>	0/0
11/23/24	CINCINNATI	0-2-2	<b>1.0-1</b>	<b>1.0-1</b>	0	0	0/0
11/30/24	at Iowa State	<b>3-0-3</b>	<b>1.0-2</b>	<b>1.0-2</b>	0	0	0/0
12/26/24	vs. Rutgers	1-0-1	<b>1.0-8</b>	<b>1.0-8</b>	0	<b>1</b>	0/0
8/23/25	vs. Iowa State*	1-1-2	1.0-1	0.0-0	0	0	<b>0/1</b>
8/30/25	NORTH DAKOTA*	0-1-1	0.0-0	0.0-0	0	0	0/0

\* denotes game started; **Bold Italics** denotes career high

## OBIAZOR'S CAREER DEFENSIVE STATS

Year	G/S	UA-AT-TT	TFL	SACK	INT	PD	F/R
2023	3/0	1-1-2	0.5-1	0.5-1	0	0	0/0
2024	13/1	9-7-16	5.0-14	3.5-12	0	3	0/0
2025	2/2	1-2-3	1.0-1	0.0-0	0	0	0/1
<b>TOTAL</b>	<b>18/3</b>	<b>11-10-21</b>	<b>6.5-16</b>	<b>4.0-13</b>	<b>0</b>	<b>3</b>	<b>0/1</b>



**DONOVAN MCINTOSH**

CB • 6-3 • 194 • So.-1L  
St. Louis, Mo. • St. Mary's

- Has earned his first 2 career starts this year, including the Iowa State game when he recorded career highs in tackles (8) and PDs (2).
- Played in all 13 games last season on both special teams and as a reserve CB.

## MCINTOSH'S GAME-BY-GAME DEFENSIVE STATS

Date	Opponent	UA-AT-TT	TFL	SACK	INT	PD	F/R
9/13/24	ARIZONA	1-0-1	0.0-0	0.0-0	0	0	0/0
10/19/24	at West Virginia	0-1-1	0.0-0	0.0-0	0	0	0/0
12/26/24	vs. Rutgers	1-0-1	0.0-0	0.0-0	0	<b>1</b>	0/0
8/23/25	vs. Iowa State*	<b>5-3-8</b>	0.0-0	0.0-0	0	<b>2</b>	0/0
8/30/25	NORTH DAKOTA*	3-0-3	0.0-0	0.0-0	0	0	0/0

\* denotes game started; **Bold Italics** denotes career high

## MCINTOSH'S CAREER DEFENSIVE STATS

Year	G/S	UA-AT-TT	TFL	SACK	INT	PD	F/R
2024	13/0	2-1-3	0.0-0	0.0-0	0	1	0/0
2025	2/2	8-3-11	0.0-0	0.0-0	0	2	0/0
<b>TOTAL</b>	<b>15/2</b>	<b>10-4-14</b>	<b>0.0-0</b>	<b>0.0-0</b>	<b>0</b>	<b>3</b>	<b>0/0</b>



**LOGAN BARTLEY**

S • 6-1 • 213 • Fr.-HS  
Naples, Fla. • First Baptist Academy

- A true freshman who has been a member of the playing rotation in each of the first 2 games of 2025.
- Viewed as the 44th-best safety in the nation for the Class of 2025 by 247Sports.

## BARTLEY'S GAME-BY-GAME DEFENSIVE STATS

Date	Opponent	UA-AT-TT	TFL	SACK	INT	PD	F/R
8/13/25	vs. Iowa State	<b>1-1-2</b>	0.0-0	0.0-0	0	0	0/0
8/30/25	NORTH DAKOTA	1-0-1	0.0-0	0.0-0	0	0	0/0

**Bold Italics** denotes career high

## BARTLEY'S CAREER DEFENSIVE STATS

Year	G/S	UA-AT-TT	TFL	SACK	INT	PD	F/R
2025	2/0	2-1-3	0.0-0	0.0-0	0	0	0/0
<b>TOTAL</b>	<b>2/0</b>	<b>2-1-3</b>	<b>0.0-0</b>	<b>0.0-0</b>	<b>0</b>	<b>0</b>	<b>0/0</b>



**JARON TIBBS**

WR • 6-2 • 212 • Jr.-TR  
Indianapolis, Ind. • Purdue

- Transferred to K-State after spending the previous 2 years at Purdue.
- Has started each of the first 2 games of 2025, including the North Dakota game when he hauled in a 30-yd TD reception.
- Played in 20 games with 11 starts at Purdue, including 10 starts a year ago.
- Posted a career-high 73 receiving yds in his final game as a Boilermaker last year vs. Michigan State.

## TIBBS' GAME-BY-GAME RECEIVING STATS

Date	Opponent	No	Yds	TD	LG
10/14/23	OHIO STATE	1	8	0	8
11/18/23	at Northwestern	1	7	0	7
11/25/23	INDIANA	3	27	0	14
8/31/24	INDIANA STATE	4	30	<b>1</b>	12
9/14/24	NOTRE DAME*	1	3	0	3
9/28/24	NEBRASKA*	<b>5</b>	46	0	19
10/5/24	at Wisconsin*	1	10	0	10
10/12/24	at Illinois*	4	51	<b>1</b>	21
10/18/24	OREGON*	1	8	0	8
11/2/24	NORTHWESTERN*	4	56	0	19
11/9/24	at Ohio State*	1	28	0	28
11/22/24	at Michigan State*	4	<b>73</b>	0	<b>38</b>
8/23/25	vs. Iowa State*	4	35	0	17
8/30/25	NORTH DAKOTA*	3	55	<b>1</b>	30

**2023-24 Seasons at Purdue**

\* denotes game started; **Bold Italics** denotes career high

## TIBBS' CAREER RECEIVING STATS

Year	G/S	NO	YDS	AVG	TD	LG
2023	8/1	5	42	8.4	0	14
2024	12/10	25	305	12.2	2	38
2025	2/2	7	90	12.9	1	30
<b>TOTAL</b>	<b>22/13</b>	<b>37</b>	<b>437</b>	<b>11.8</b>	<b>3</b>	<b>38</b>

\* at Purdue



**WESLEY FAIR**

S • 6-1 • 200 • So.-1L  
Wichita, Kan. • Wichita Collegiate

- Has earned his first 2 career starts in 2025, tallying a career-high 4 tackles in each contest.
- Played in every game last year on all four core special teams units.

## FAIR'S GAME-BY-GAME DEFENSIVE STATS

Date	Opponent	UA-AT-TT	TFL	SACK	INT	PD	F/R
9/2/23	SEMO	1-0-1	0.0-0	0.0-0	0	0	0/0
12/28/23	vs. NC State	1-0-1	0.0-0	0.0-0	0	0	0/0
8/31/24	UT MARTIN	0-1-1	0.0-0	0.0-0	0	0	0/0
10/19/24	at West Virginia	1-0-1	0.0-0	0.0-0	0	0	0/0
1/16/24	ARIZONA STATE	1-0-1	0.0-0	0.0-0	0	0	0/0
11/23/24	CINCINNATI	0-1-1	0.0-0	0.0-0	0	0	0/0
12/26/24	vs. Rutgers	1-0-1	0.0-0	0.0-0	0	0	0/0
8/23/25	vs. Iowa State*	<b>3-1-4</b>	0.0-0	0.0-0	0	<b>1</b>	0/0
8/20/25	NORTH DAKOTA*	<b>3-1-4</b>	0.0-0	0.0-0	0	0	0/0

\* denotes game started; **Bold Italics** denotes career high

## FAIR'S CAREER DEFENSIVE STATS

Year	G/S	UA-AT-TT	TFL	SACK	INT	PD	F/R
2023	3/0	2-0-2	0.0-0	0.0-0	0	0	0/0
2024	13/0	3-2-5	0.0-0	0.0-0	0	0	0/0
2025	2/2	6-2-8	0.0-0	0.0-0	0	<b>1</b>	0/0
<b>TOTAL</b>	<b>18/2</b>	<b>11-4-15</b>	<b>0.0-0</b>	<b>0.0-0</b>	<b>0</b>	<b>1</b>	<b>0/0</b>



**RALPH ORTIZ**

LB • 6-1 • 226 • Jr.-TR  
Jacksonville, Fla. • West Florida

- In his first season at K-State after transferring from West Florida, seeing time on special teams in each of the first 2 games.
- Started all 21 games over the last 2 years for UWF as his 21-straight starts rank 2nd on the team.
- Earned first team all-conference honors last year as a sophomore.
- Finished 9th in the Gulf South Conference last year in sacks and TFLs.

## ORTIZ'S GAME-BY-GAME DEFENSIVE STATS

Date	Opponent	UA-AT-TT	TFL	SACK	INT	PD	F/R
9/1/23	KENTUCKY WESLEYAN*	2-0-2	1.0-3	0.0-0	0	0	0/0
9/9/23	at McKendree	3-0-3	2.0-14	<b>1.0-12</b>	0	1	0/0
9/16/23	at Florida A&M*	2-3-5	0.0-0	0.0-0	0	0	0/0
9/23/23	WEST GEORGIA*	2-1-3	1.0-3	0.0-0	<b>1</b>	1	0/0
9/30/23	at North Greenville*	2-1-3	0.0-0	0.0-0	<b>1</b>	<b>3</b>	0/0
10/7/23	SHORTER*	2-1-3	0.0-0	0.0-0	<b>1</b>	<b>2</b>	0/0
10/14/23	at West Alabama*	1-0-1	1.0-7	0.0-0	0	1	0/0
10/21/23	at Delta State*	2-3-5	0.0-0	0.0-0	0	1	0/0
10/28/23	VALDOSTA STATE*	2-1-3	1.0-1	0.0-0	0	0	0/0
11/4/23	at Mississippi College*	6-1-7	0.0-0	0.0-0	0	1	0/0
11/18/23	at Delta State*	4-1-5	1.0-1	0.0-0	0	0	0/0
9/5/24	McKENDREE*	<b>7-3-10</b>	<b>3.0-8</b>	0.0-0	<b>1</b>	<b>2</b>	<b>1/0</b>
9/21/24	WEST ALABAMA*	2-5-7	2.0-5	0.5-3	0	0	0/0
9/28/24	at Grand Valley State*	0-9-9	1.0-2	0.0-0	0	0	0/0
10/5/24	MISSISSIPPI COLLEGE*	1-0-1	0.0-0	0.0-0	0	0	0/0
10/12/24	DELTA STATE*	5-0-5	1.0-8	<b>1.0-8</b>	0	0	0/0
10/19/24	at Chowan*	2-1-3	1.0-7	<b>1.0-7</b>	0	0	0/0
11/2/24	at Erskine*	2-1-3	1.0-3	<b>1.0-3</b>	0	0	0/0
11/9/24	NORTH GREENVILLE*	1-0-1	0.0-0	0.0-0	0	0	0/0
11/16/24	at Valdosta State*	2-1-3	0.0-0	0.0-0	0	0	0/0

**2023-24 Seasons at West Florida**

\* denotes game started; **Bold Italics** denotes career high

## ORTIZ'S CAREER DEFENSIVE STATS

Year	G/S	UA-AT-TT	TFL	SACK	INT	PD	F/R
2023*	12/11	28-12-40	7.0-29	1.0-12	3	10	0/0
2024*	10/10	22-20-42	9.0-33	3.5-21	1	2	1/0
<b>TOTAL</b>	<b>24/21</b>	<b>50-32-82</b>	<b>16.0-62</b>	<b>4.5-33</b>	<b>4</b>	<b>12</b>	<b>1/0</b>

\* at West Florida





21

**BRYCE NOERNBERG**WR • 5-10 • 170 • Fr.-RS  
Olathe, Kan. • Olathe South

- Served as the primary kickoff return man in 2 games last year and the first 2 games this year.
- Averaged 26.0 yds on 5 returns vs. North Dakota, including a career-long return of 36 yds.
- Played QB in high school but converted to WR upon arrival at K-State.

**NOERNBERG'S GAME-BY-GAME KICKOFF RETURN STATS**

Date	Opponent	No	Yds	TD	LG
11/23/24	CINCINNATI	2	48	0	25
12/26/24	vs. Rutgers	2	43	0	24
8/23/25	vs. Iowa State	3	66	0	28
8/30/25	NORTH DAKOTA	5	130	0	36

*Bold Italics* denotes career high**NOERNBERG'S CAREER KICKOFF RETURN STATS**

YEAR	G	NO	YDS	AVG	TD	LG
2024	2	4	91	22.8	0	25
2025	2	8	196	24.5	0	36
<b>TOTAL</b>	<b>4</b>	<b>12</b>	<b>287</b>	<b>23.9</b>	<b>0</b>	<b>28</b>



22

**ANTONIO MARTIN JR.**RB • 5-9 • 222 • Jr.-TR  
Atlanta, Ga. • Georgia Tech/Blinn JC/SLU

- In his first season at K-State after spending 2024 at SE Louisiana.
- A finalist for the 2024 Walter Payton Award, which honors the top player in the FCS.
- Ranked 12th in the FCS with 102.3 rushing yds per game, while he was 35th in all-purpose yds per game (108.50).
- Spent the 2023 season at Blinn College – ranking 10th in the NJCAA in rushing yds per game.
- Redshirted the 2022 season at Georgia Tech.

**MARTIN JR.'S GAME-BY-GAME RUSHING STATS**

Date	Opponent	No	Yds	TD	LG
8/29/24	at Tulane	13	68	0	11
9/7/24	at Southern Miss*	15	93	1	22
9/14/24	EASTERN WASHINGTON*	28	149	0	12
9/21/24	SOUTH DAKOTA STATE*	14	36	0	9
9/28/24	at Tarleton State	32	206	3	57
10/5/24	EAST TEXAS A&M	27	185	2	58
10/12/24	at Houston Christian*	14	93	1	20
10/19/24	STEPHEN F. AUSTIN*	21	87	1	13
10/26/24	INCARNATE WORD*	18	75	0	21
11/2/24	at Lamar*	18	62	2	9
11/9/24	NORTHWESTERN STATE*	14	110	1	37
11/21/24	at Nicholls*	16	64	0	16

*2024 Season at Southeastern Louisiana*\*denotes game started; *Bold Italics* denotes career high**MARTIN JR.'S GAME-BY-GAME RECEIVING STATS**

Date	Opponent	No	Yds	TD	LG
9/7/24	at Southern Miss*	1	3	0	3
9/28/24	at Tarleton State	1	4	0	4
10/5/24	EAST TEXAS A&M	2	5	0	4
10/12/24	at Houston Christian*	1	3	0	3
10/19/24	STEPHEN F. AUSTIN*	3	10	0	11
10/26/24	INCARNATE WORD*	2	6	0	8
11/2/24	at Lamar*	5	31	0	18
11/9/24	NORTHWESTERN STATE*	3	4	0	3
11/21/24	at Nicholls*	2	8	0	9

*2024 Season at Southeastern Louisiana*\*denotes game started; *Bold Italics* denotes career high**MARTIN JR.'S CAREER RUSHING STATS**

YEAR	G/S	NO	YDS	AVG	TD	LG
2024*	12/9	230	1,228	5.3	11	58
<b>TOTAL</b>	<b>12/9</b>	<b>230</b>	<b>1,228</b>	<b>5.3</b>	<b>11</b>	<b>58</b>

\*at Southeastern Louisiana

**MARTIN JR.'S CAREER RECEIVING STATS**

YEAR	G/S	NO	YDS	AVG	TD	LG
2024	12/9	20	74	3.7	0	18
<b>TOTAL</b>	<b>12/9</b>	<b>20</b>	<b>74</b>	<b>3.7</b>	<b>0</b>	<b>18</b>

\*at Southeastern Louisiana



23

**ASA NEWSOM**LB • 6-3 • 228 • So.-2L  
Waverly, Iowa • Waverly-Shell Rock

- A dynamic LB who is looking to make a splash after his first 2 seasons were cut short due to injury.
- Played in the first 4 games of 2023 before his injury as he retained his redshirt.
- Rated the 131st-best overall prospect in the Class of 2023 by On3.

**NEWSOM'S GAME-BY-GAME DEFENSIVE STATS**

Date	Opponent	UA-AT-TT	TFL	SACK	INT	PD	F/R
9/2/23	SEMO	4-0-4	0.0-0	0.0-0	0	0	0/0
9/9/23	TROY	0-1-1	0.5-0	0.0-0	0	0	0/0
9/21/24	at BYU	0-2-2	0.0-0	0.0-0	0	0	0/0
9/28/24	OKLAHOMA STATE	1-0-1	0.0-0	0.0-0	0	0	0/0
10/19/24	at West Virginia	1-0-1	0.0-0	0.0-0	0	0	0/0

*Bold Italics* denotes career high**NEWSOM'S CAREER DEFENSIVE STATS**

Year	G/S	UA-AT-TT	TFL	SACK	INT	PD	F/R
2023	4/0	4-1-5	0.5-0	0.0-0	0	0	0/0
2024	7/0	2-2-4	0.0-0	0.0-0	0	0	0/0
<b>TOTAL</b>	<b>11/0</b>	<b>6-3-9</b>	<b>0.5-0</b>	<b>0.0-0</b>	<b>0</b>	<b>0</b>	<b>0/0</b>



23

**DEVON RICE**RB • 5-9 • 182 • Fr.-RS  
Las Vegas, Nev. • Bishop Gorman

- Has been a member of the playing rotation in each of the first 2 games of 2025.
- Rushed for 40 yds and 2 TDs vs. North Dakota – the first scores of his career – in addition to a 27-yd reception.
- Played in 4 games last year as a kickoff return specialist, retaining his redshirt.
- Son of Rodney Rice, who played at BYU and 2 seasons in the NFL for New England (1989) and Tampa Bay (1990).
- Older brother Quenton is a sprinter on the K-State track & field team.

**RICE'S GAME-BY-GAME RUSHING STATS**

Date	Opponent	No	Yds	TD	LG
11/23/24	CINCINNATI	1	-1	0	0
8/23/25	vs. Iowa State	5	9	0	10
8/30/25	NORTH DAKOTA	7	40	2	13

*Bold Italics* denotes career high**RICE'S GAME-BY-GAME RECEIVING STATS**

Date	Opponent	No	Yds	TD	LG
8/23/25	vs. Iowa State	1	0	0	0
8/30/25	NORTH DAKOTA	1	27	0	27

*Bold Italics* denotes career high**RICE'S GAME-BY-GAME KICKOFF RETURN STATS**

Date	Opponent	No	Yds	TD	LG
10/12/24	at Colorado	3	70	0	36
11/16/24	ARIZONA STATE	1	27	0	27

*Bold Italics* denotes career high**RICE'S CAREER RUSHING STATS**

YEAR	G	NO	YDS	AVG	TD	LG
2024	4	1	-1	-1.0	0	0
2025	2	12	49	4.1	2	13
<b>TOTAL</b>	<b>6</b>	<b>13</b>	<b>48</b>	<b>3.7</b>	<b>2</b>	<b>13</b>

**RICE'S CAREER RECEIVING STATS**

YEAR	G	NO	YDS	AVG	TD	LG
2025	2	2	27	13.5	0	27
<b>TOTAL</b>	<b>6</b>	<b>2</b>	<b>27</b>	<b>13.5</b>	<b>0</b>	<b>27</b>

**RICE'S CAREER KICKOFF RETURN STATS**

YEAR	G	NO	YDS	AVG	TD	LG
2024	4	4	97	24.3	0	36
<b>TOTAL</b>	<b>6</b>	<b>4</b>	<b>97</b>	<b>24.3</b>	<b>0</b>	<b>36</b>





25

**ZASHON RICH**CB • 6-1 • 209 • So.-1L  
Minneapolis, Minn. • North Community

- Has earned his first 2 career starts this season.
- Collecting a career-high 8 tackles vs. Iowa State.
- Tied his career high with 2 pass breakups vs. North Dakota and recorded his first-career TFL.
- Played in every game as a true freshman in 2024 on special teams and as a reserve CB.
- Tallied a career-high 2 PDs vs. Rutgers in the 2024 Rate Bowl.

**RICH'S GAME-BY-GAME DEFENSIVE STATS**

Date	Opponent	UA-AT-TT	TFL	SACK	INT	PD	F/R
9/13/24	ARIZONA	1-0-1	0.0-0	0.0-0	0	0	0/0
9/21/24	at BYU	0-1-1	0.0-0	0.0-0	0	0	0/0
10/12/24	at Colorado	2-0-2	0.0-0	0.0-0	0	0	0/0
10/19/24	at West Virginia	0-1-1	0.0-0	0.0-0	0	0	0/0
11/16/24	ARIZONA STATE	2-0-2	0.0-0	0.0-0	0	0	0/0
11/23/24	CINCINNATI	1-0-1	0.0-0	0.0-0	0	1	0/0
12/26/24	vs. Rutgers	3-1-4	0.0-0	0.0-0	0	2	0/0
8/23/25	vs. Iowa State*	5-3-8	0.0-0	0.0-0	0	1	0/0
8/30/25	NORTH DAKOTA*	3-0-3	1.0-2	0.0-0	0	2	0/0

*Bold Italics* denotes career high**RICH'S CAREER DEFENSIVE STATS**

Year	G/S	UA-AT-TT	TFL	SACK	INT	PD	F/R
2024	13/0	9-3-12	0.0-0	0.0-0	0	3	0/0
2025	2/2	8-3-11	1.0-2	0.0-0	0	3	0/0
<b>TOTAL</b>	<b>15/2</b>	<b>17-6-23</b>	<b>1.0-2</b>	<b>0.0-0</b>	<b>0</b>	<b>6</b>	<b>0/0</b>

28

**REX VAN WYHE**LB • 6-5 • 236 • Jr.-1L  
Rock Rapids, Iowa • Iowa Central CC

- Has played in 19 career games over the last 3 seasons, including 4 games in 2023 while retaining his redshirt.
- A regular member of the playing rotation in 2024 and in the 2025 season opener.
- Older brother, Riley, is an assistant coach at Northern Iowa.

**VAN WYHE'S GAME-BY-GAME DEFENSIVE STATS**

Date	Opponent	UA-AT-TT	TFL	SACK	INT	PD	F/R
10/21/23	TCU	0-1-1	0.0-0	0.0-0	0	1	0/0
11/11/23	BAYLOR	3-0-3	1.0-1	0.0-0	0	0	0/0
8/31/24	UT MARTIN	2-2-4	0.5-2	0.0-0	0	0	0/0
9/7/24	at Tulane	2-0-2	1.0-1	0.0-0	0	0	0/0
9/13/24	ARIZONA	3-1-4	0.0-0	0.0-0	0	0	0/0
9/21/24	at BYU	0-1-1	0.0-0	0.0-0	0	0	0/0
9/28/24	OKLAHOMA STATE	0-2-2	0.0-0	0.0-0	0	0	0/0
10/19/24	at West Virginia	1-3-4	0.0-0	0.0-0	0	0	0/0
10/26/24	KANSAS	0-2-2	0.0-0	0.0-0	0	0	0/0
11/2/24	at Houston	1-1-2	0.0-0	0.0-0	0	0	0/0
11/16/24	ARIZONA STATE	0-2-2	0.0-0	0.0-0	0	0	0/0
11/23/24	CINCINNATI	2-0-2	1.0-4	0.0-0	0	0	0/0
11/30/24	at Iowa State	0-3-3	0.0-0	0.0-0	0	0	0/0
12/26/24	vs. Rutgers	3-0-3	0.0-0	0.0-0	0	0	0/0
8/23/25	vs. Iowa State	2-0-2	0.0-0	0.0-0	0	0	0/0
8/30/25	NORTH DAKOTA	1-1-2	0.0-0	0.0-0	0	0	0/0

*Bold Italics* denotes career high**VAN WYHE'S CAREER DEFENSIVE STATS**

Year	G/S	UA-AT-TT	TFL	SACK	INT	PD	F/R
2023	4/0	3-1-4	1.0-1	0.0-0	0	1	0/0
2024	13/0	14-17-31	2.5-7	0.0-0	0	0	0/0
2025	2/0	3-1-4	0.0-0	0.0-0	0	0	0/0
<b>TOTAL</b>	<b>19/0</b>	<b>20-19-39</b>	<b>3.5-8</b>	<b>0.0-0</b>	<b>0</b>	<b>1</b>	<b>0/0</b>

29

**KANIJAL THOMAS**CB • 5-11 • 186 • So.-1L  
Del City, Okla. • Del City

- In his 3rd year in the program after missing all but 2 games last season as he battled back from a preseason injury.
- Played in 7 games as a true freshman in 2023 and on special teams in the 2025 season opener.

**THOMAS' GAME-BY-GAME DEFENSIVE STATS**

Date	Opponent	UA-AT-TT	TFL	SACK	INT	PD	F/R
9/2/23	SEMO	1-0-1	0.0-0	0.0-0	0	0	0/0
9/9/23	TROY	1-0-1	0.0-0	0.0-0	0	0	0/0
8/23/25	vs. Iowa State	1-0-1	0.0-0	0.0-0	0	0	0/0

*Bold Italics* denotes career high**THOMAS' CAREER DEFENSIVE STATS**

Year	G/S	UA-AT-TT	TFL	SACK	INT	PD	F/R
2023	7/0	2-0-2	0.0-0	0.0-0	0	0	0/0
2025	2/0	1-0-1	0.0-0	0.0-0	0	0	0/0
<b>TOTAL</b>	<b>11/0</b>	<b>3-0-3</b>	<b>0.0-0</b>	<b>0.0-0</b>	<b>0</b>	<b>0</b>	<b>0/0</b>

32

**DES PURNELL**LB • 6-0 • 232 • Sr.-3L  
Topeka, Kan. • Hayden

- ★ Shrine Bowl watch list

- Has played in each of the last 42 games with 28 starts dating back to the beginning of the 2022 season.
- His 28 career starts rank 3rd on the team.
- Earned All-Big 12 honors in 2023.

**PURNELL'S GAME-BY-GAME DEFENSIVE STATS**

Date	Opponent	UA-AT-TT	TFL	SACK	INT	PD	F/R
9/3/22	SOUTH DAKOTA	1-2-3	0.5-0	0.0-0	0	0	0/0
9/24/22	at Oklahoma	1-1-2	0.5-0	0.0-0	0	0	0/0
10/1/22	TEXAS TECH	1-1-2	0.0-0	0.0-0	0	0	0/0
10/8/22	at Iowa State	0-3-3	0.0-0	0.0-0	0	2	0/0
10/29/22	OKLAHOMA STATE*	1-0-1	0.0-0	0.0-0	0	0	0/0
11/5/22	TEXAS	1-0-1	0.0-0	0.0-0	0	0	0/0
11/19/22	at West Virginia	1-4-5	0.0-0	0.0-0	0	0	0/0
11/26/22	KANSAS	0-0-0	0.0-0	0.0-0	0	0	0/1
12/3/22	vs. TCU	1-0-1	0.0-0	0.0-0	0	0	0/0
12/31/22	vs. Alabama	2-1-3	0.0-0	0.0-0	0	0	0/0
9/9/23	TROY*	1-3-4	0.0-0	0.0-0	0	1	0/0
9/16/23	at Missouri*	3-2-5	0.0-0	0.0-0	0	0	0/0
9/23/23	UCF*	7-0-7	1.0-1	0.0-0	0	0	1/0
10/6/23	at Oklahoma State*	1-1-2	0.5-1	0.0-0	0	0	0/0
10/14/23	at Texas Tech*	2-2-4	0.0-0	0.0-0	0	0	0/0
10/21/23	TCU*	3-2-5	0.5-4	0.5-4	1	1	0/0
10/28/23	HOUSTON*	2-1-3	0.0-0	0.0-0	0	0	0/1

11/4/23	at Texas*	2-3-5	1.0-2	0.0-0	0	1	0/0
11/11/23	BAYLOR*	4-1-5	0.5-3	0.0-0	0	0	0/1
11/18/23	at Kansas*	4-1-5	0.0-0	0.0-0	0	0	1/0
11/25/23	IOWA STATE*	2-0-2	0.0-0	0.0-0	0	0	1/0
12/28/23	vs. NC State*	3-1-4	1.0-1	0.0-0	0	0	0/0
8/31/24	UT MARTIN*	6-1-7	1.5-2	0.0-0	0	0	0/0
9/4/24	at Tulane*	1-0-1	0.0-0	0.0-0	0	0	0/0
9/13/24	ARIZONA*	2-1-3	1.0-2	0.0-0	0	0	0/0
9/21/24	at BYU*	2-0-2	0.0-0	0.0-0	0	0	0/0
9/28/24	OKLAHOMA STATE*	0-3-3	0.0-0	0.0-0	0	0	0/0
10/12/24	at Colorado*	2-0-2	1.0-16	1.0-16	0	0	0/0
10/19/24	at West Virginia*	3-3-6	1.0-1	0.0-0	0	0	0/0
10/26/24	KANSAS*	3-2-5	1.0-12	1.0-12	0	0	0/0
11/2/24	at Houston	1-3-4	0.5-2	0.5-2	0	0	0/1
11/16/24	ARIZONA STATE*	6-1-7	2.0-6	1.0-5	0	0	0/0
11/23/24	CINCINNATI*	2-0-2	1.0-3	0.0-0	0	0	0/0
11/30/24	at Iowa State*	2-0-2	0.0-0	0.0-0	0	1	0/0
12/26/24	vs. Rutgers*	1-1-2	0.5-2	0.5-2	0	0	0/0
8/23/25	vs. Iowa State*	0-1-1	0.0-0	0.0-0	0	1	0/0
8/30/25	NORTH DAKOTA*	5-1-6	0.0-0	0.0-0	0	0	0/0

\* denotes game started; *Bold Italics* denotes career high**PURNELL'S CAREER DEFENSIVE STATS**

Year	G/S	UA-AT-TT	TFL	SACK	INT	PD	F/R
2022	14/1	9-12-21	1.0-0	0.0-0	0	2	0/1
2023	13/13	34-17-51	4.5-12	0.5-4	1	3	3/2
2024	13/12	31-15-46	9.5-46	4.0-37	0	1	0/1
2025	2/2	5-2-7	0.0-0	0.0-0	0	1	0/0
<b>TOTAL</b>	<b>42/28</b>	<b>79-46-125</b>	<b>15.0-58</b>	<b>4.5-41</b>	<b>1</b>	<b>7</b>	<b>3/4</b>

35

**GABE POWERS**LB • 6-3 • 237 • Jr.-TR  
Marysville, Ohio • Ohio State

- In his first season at K-State after transferring from Ohio State, seeing time on 43 defensive snaps in the first 2 games.
- Saw action in 24 games during his time in Columbus.
- Had a 29-yd INT return TD last season vs. Akron.
- Played at Ohio State alongside current K-State OL George Fitzpatrick.

**POWERS' GAME-BY-GAME DEFENSIVE STATS**

Date	Opponent	UA-AT-TT	TFL	SACK	INT	PD	F/R
9/9/23	YOUNGSTOWN STATE	1-1-2	0.0-0	0.0-0	0	0	0/0
10/28/23	at Wisconsin	1-0-1	0.0-0	0.0-0	0	0	0/0
11/11/23	MICHIGAN STATE	1-0-1	0.0-0	0.0-0	0	0	0/0
11/18/23	MINNESOTA	3-0-3	1.0-3	0.0-0	0	0	0/0
8/31/24	AKRON	1-0-1	0.0-0	0.0-0	1	1	0/0
9/7/24	WESTERN MICHIGAN	2-0-2	0.0-0	0.0-0	0	0	0/0
9/28/24	at Michigan State	0-1-1	0.0-0	0.0-0	0	1	0/0
11/9/24	PURDUE	1-0-1	0.0-0	0.0-0	0	0	0/0
8/23/25	vs. Iowa State	1-3-4	0.0-0	0.0-0	0	0	0/0
8/30/25	NORTH DAKOTA	1-0-1	0.0-0	0.0-0	0	0	0/0

2023-24 Seasons at Ohio State

*Bold Italics* denotes career high**POWERS' CAREER DEFENSIVE STATS**

Year	G/S	UA-AT-TT	TFL	SACK	INT	PD	F/R
2023*	10/0	6-1-7	1.0-3	0.0-0	0	0	0/0
2024*	12/0	4-1-5	0.0-0	0.0-0	1	2	0/0
2025	2/0	2-3-5	0.0-0	0.0-0	0	0	0/0
<b>TOTAL</b>	<b>26/0</b>	<b>12-5-17</b>	<b>1.0-3</b>	<b>0.0-0</b>	<b>1</b>	<b>2</b>	<b>0/0</b>

\* at Ohio State



36

JACK FABRIS

S • 6-2 • 195 • So.-2L  
Bogart, Ga. • North Oconee

- A 3rd-year member of the program who has seen time in 19 games.
- Earned the first 2 starts of his career in the final 2 games of 2024.
- Returned a fumble 60 yds for a TD at Tulane to break a 27-27 tie en route to a 34-27 win.
- It was the Wildcats' longest fumble return TD since 2010 (Stephen Harrison, 85 yds at Kansas).
- Son of Jon Fabris, a 37-year college football coach that included 2 stints at K-State (1997-98; 2017-18).

## FABRIS' GAME-BY-GAME DEFENSIVE STATS

Date	Opponent	UA-AT-TT	TFL	SACK	INT	PD	F/R
9/2/23	SEMO	2-0-2	0.0-0	0.0-0	0	0	0/0
12/28/23	vs. NC State	1-1-2	0.0-0	0.0-0	0	0	0/0
8/31/24	UT MARTIN	3-0-3	0.0-0	0.0-0	0	0	0/0
9/7/24	at Tulane	1-0-1	0.0-0	0.0-0	0	0	0/1
9/13/24	ARIZONA	1-0-1	0.0-0	0.0-0	0	0	0/0
9/28/24	OKLAHOMA STATE	1-2-3	0.0-0	0.0-0	0	0	0/0
10/19/24	at West Virginia	1-4-5	0.0-0	0.0-0	1	1	0/0
10/26/24	KANSAS	0-1-1	0.0-0	0.0-0	0	0	0/0
11/2/24	at Houston	1-0-1	0.0-0	0.0-0	0	0	0/0
11/16/24	ARIZONA STATE	2-2-4	0.5-1	0.0-0	0	0	0/0
11/30/24	at Iowa State*	0-2-2	0.0-0	0.0-0	0	1	0/0
12/26/24	vs. Rutgers*	3-2-5	1.0-2	0.5-1	0	0	0/0

\*denotes game started; **Bold Italics** denotes career high

## FABRIS' CAREER DEFENSIVE STATS

Year	G/S	UA-AT-TT	TFL	SACK	INT	PD	F/R
2023	4/0	3-1-4	0.0-0	0.0-0	0	0	0/0
2024	13/2	13-13-26	1.5-3	0.5-1	1	2	0/1
<b>TOTAL</b>	<b>19/2</b>	<b>16-14-30</b>	<b>1.5-3</b>	<b>0.5-1</b>	<b>1</b>	<b>2</b>	<b>0/1</b>



39

TRAVIS BATES

DE • 6-3 • 269 • Jr.-1L  
Tomball, Texas • Austin Peay

- Has see action in all 15 games over the last 2 years after transferring from Austin Peay prior to the 2024 season.
- Recorded 3 tackles in the opener vs. Iowa State, his most as a Wildcat.
- Carded a sack that forced a fumble last year vs. UT Martin.

## BATES' GAME-BY-GAME DEFENSIVE STATS

Date	Opponent	UA-AT-TT	TFL	SACK	INT	PD	F/R
9/2/23	at Southern Illinois*	0-2-2	0.5-4	0.5-4	0	0	0/0
9/9/23	at Tennessee*	2-2-4	0.5-1	0.0-0	0	0	0/0
9/16/23	E. TENNESSEE STATE*	0-4-4	0.5-1	0.0-0	0	0	0/0
9/23/23	at Stephen F. Austin*	1-3-4	0.0-0	0.0-0	0	1	0/0
10/28/23	NORTH ALABAMA	0-1-1	0.0-0	0.0-0	0	0	0/0
11/4/23	at Eastern Kentucky*	6-0-6	2.0-6	1.0-2	0	1	0/0
11/11/23	UTAH TECH*	0-3-3	1.0-5	0.5-3	0	0	0/0
11/18/23	CENTRAL ARKANSAS*	1-2-3	1.0-4	1.0-4	0	0	0/0
11/25/23	CHATTANOOGA*	1-4-5	0.0-0	0.0-0	0	0	0/0
8/31/24	UT MARTIN	1-0-1	1.0-12	1.0-12	0	0	1/0
9/28/24	OKLAHOMA STATE	0-2-2	0.0-0	0.0-0	0	0	0/0
10/12/24	at Colorado	0-1-1	0.5-6	0.5-6	0	0	0/0
10/19/24	at West Virginia	0-2-2	0.0-0	0.0-0	0	0	0/0
10/26/24	KANSAS	1-0-1	0.0-0	0.0-0	0	0	0/0

11/2/24	at Houston	0-1-1	0.5-1	0.0-0	0	0	0/0
11/16/24	ARIZONA STATE	1-1-2	0.0-0	0.0-0	0	1	0/0
11/23/24	CINCINNATI	1-0-1	1.0-3	0.0-0	0	0	0/0
11/30/24	at Iowa State	0-1-1	0.0-0	0.0-0	0	0	0/0
12/26/24	vs. Rutgers	0-1-1	0.5-0	0.5-0	0	0	0/0
8/23/25	vs. Iowa State	3-0-3	0.0-0	0.0-0	0	0	0/0

## 2023 Season at Austin Peay

\*denotes game started; **Bold Italics** denotes career high

## BATES' CAREER DEFENSIVE STATS

Year	G/S	UA-AT-TT	TFL	SACK	INT	PD	F/R
2023*	10/9	11-21-32	5.5-21	3.0-13	0	2	0/0
2024	13/0	4-9-13	3.5-22	2.0-18	0	1	1/0
2025	2/0	3-0-3	0.0-0	0.0-0	0	0	0/0
<b>TOTAL</b>	<b>25/9</b>	<b>18-30-48</b>	<b>9.0-43</b>	<b>5.0-31</b>	<b>0</b>	<b>3</b>	<b>1/0</b>

\*at Austin Peay



44

TOBIN OSUNSANMI

DE • 6-3 • 250 • Jr.-3L  
Wichita, Kan. • Wichita East

- Has played in 32 games over the last 4 seasons, including his first 2 career starts this season.
- Has logged 3.5 TFLs and 3.0 sacks over the first 2 games of 2025.
- Originally entered the program as a LB before moving to DE toward the end of the 2023 season.

## OSUNSANMI'S GAME-BY-GAME DEFENSIVE STATS

Date	Opponent	UA-AT-TT	TFL	SACK	INT	PD	F/R
10/29/22	OKLAHOMA STATE	1-0-1	0.0-0	0.0-0	0	0	0/0
11/26/22	KANSAS	0-1-1	0.0-0	0.0-0	0	0	0/0
9/9/23	TROY	1-0-1	1.0-12	1.0-12	0	0	1/0
9/23/23	UCF	1-0-1	0.0-0	0.0-0	0	0	0/0
10/6/23	at Oklahoma State	2-0-2	0.0-0	0.0-0	0	0	0/0
10/21/23	TCU	0-1-1	0.0-0	0.0-0	0	0	0/0
10/28/23	HOUSTON	1-0-1	0.0-0	0.0-0	0	0	0/0
11/11/23	BAYLOR	2-0-2	0.0-0	0.0-0	0	0	0/0
11/25/23	IOWA STATE	1-0-1	0.0-0	0.0-0	0	0	0/0
8/31/24	UT MARTIN	1-1-2	1.5-8	1.5-8	0	0	0/0
9/7/24	at Tulane	2-0-2	0.0-0	0.0-0	0	0	0/0
9/13/24	ARIZONA	2-0-2	1.0-2	0.0-0	0	0	0/0
10/12/24	at Colorado	1-0-1	0.0-0	0.0-0	0	0	0/0
10/19/24	at West Virginia	2-1-3	1.0-4	0.0-0	0	0	0/0
11/2/24	at Houston	3-1-4	1.0-12	1.0-12	0	0	1/0
11/23/24	CINCINNATI	4-0-4	1.0-5	1.0-5	0	0	0/0
12/26/24	vs. Rutgers	1-0-1	0.0-0	0.0-0	0	0	0/0
8/23/25	vs. Iowa State*	3-1-4	2.0-18	2.0-18	0	0	0/0
8/30/25	NORTH DAKOTA*	4-2-6	1.5-12	1.0-8	0	0	0/1

\*denotes game started; **Bold Italics** denotes career high

## OSUNSANMI'S CAREER DEFENSIVE STATS

Year	G/S	UA-AT-TT	TFL	SACK	INT	PD	F/R
2022	4/0	1-1-2	0.0-0	0.0-0	0	0	0/0
2023	13/0	8-1-9	1.0-12	1.0-12	0	0	1/0
2024	13/0	16-3-19	5.5-31	3.5-25	0	0	1/0
2025	2/2	7-3-10	3.5-30	3.0-26	0	0	0/1
<b>TOTAL</b>	<b>32/2</b>	<b>32-8-40</b>	<b>10.0-73</b>	<b>7.5-63</b>	<b>0</b>	<b>0</b>	<b>2/1</b>



45

AUSTIN ROMAINE

LB • 6-2 • 245 • Jr.-2L  
Hillsboro, Mo. • Hillsboro

- ★ Bronko Nagurski Trophy watch list
- ★ Chuck Bednarik Award watch list
- ★ Butkus Award watch list
- ★ Shrine Bowl watch list
- ★ Preseason All-Big 12

- Has played in 27 games over the last 3 seasons with 19 starts.
- On the watch list for the Bronko Nagurski Trophy, the first Wildcat LB to be up for the award since Arthur Brown (2011 and 2012).
- On the watch list for the Butkus Award, K-State's first candidate since Charmeachealle Moore (2016).
- Led the team with 96 tackles a year ago, the most by a Wildcat since Jayd Kirby in 2017, as he earned All-Big 12 Second Team honors.
- Tallied at least 5 tackles in 13 games of the last 15 games, including at least 10 tackles 4 times during that stretch.
- Tallied a career-high 12 last year vs. West Virginia, Houston and Iowa State.
- Had 3 forced fumbles last season, tying for 5th in the Big 12.
- Of his 3 forced fumbles, 2 led directly to game-winning scores as his first one at Tulane was returned 60 yds for a TD by Jack Fabris to break a 27-27 tie, while another vs. Kansas led to a 51-yd FG in a 29-27 win.
- Voted a team captain for the 2025 season.

## ROMAINE'S GAME-BY-GAME DEFENSIVE STATS

Date	Opponent	UA-AT-TT	TFL	SACK	INT	PD	F/R
9/9/23	TROY	2-1-3	0.0-0	0.0-0	0	0	0/0
9/23/23	UCF*	3-0-3	1.0-2	0.0-0	0	0	0/0
10/6/23	at Oklahoma State*	2-4-6	1.0-0	0.0-0	0	0	0/0
10/14/23	at Texas Tech*	3-1-4	1.0-3	1.0-3	0	0	0/0
10/28/23	HOUSTON*	2-0-2	0.0-0	0.0-0	0	0	0/0
11/18/23	at Kansas*	2-0-2	0.0-0	0.0-0	0	0	0/0
12/28/23	vs. NC State*	1-1-2	0.0-0	0.0-0	0	0	0/0
8/31/24	UT MARTIN*	2-1-3	0.0-0	0.0-0	0	0	0/0
9/7/24	at Tulane*	6-2-8	2.0-18	2.0-18	0	0	1/0
9/13/24	ARIZONA*	6-1-7	1.0-3	0.0-0	0	0	0/0
9/21/24	at BYU*	3-6-9	0.5-0	0.0-0	0	0	0/0
9/28/24	OKLAHOMA STATE*	2-5-7	0.5-1	0.0-0	0	0	0/0
10/12/24	at Colorado	5-0-5	0.0-0	0.0-0	0	0	0/0
10/19/24	at West Virginia*	4-8-12	0.0-0	0.0-0	0	0	0/0
10/26/24	KANSAS*	5-1-6	0.0-0	0.0-0	0	0	1/0
11/2/24	at Houston*	5-7-12	2.5-4	0.0-0	0	0	0/0
11/16/24	ARIZONA STATE*	1-1-2	0.0-0	0.0-0	0	1	1/0
11/23/24	CINCINNATI*	4-2-6	0.0-0	0.0-0	0	0	0/0
11/30/24	at Iowa State*	7-5-12	0.0-0	0.0-0	0	1	0/0
12/26/24	vs. Rutgers*	4-3-7	1.0-6	0.0-0	0	0	0/0
8/23/25	vs. Iowa State*	4-4-8	0.0-0	0.0-0	0	1	0/1
8/30/25	NORTH DAKOTA*	7-3-10	1.5-4	0.0-0	0	0	0/0

\*denotes game started; **Bold Italics** denotes career high

## ROMAINE'S CAREER DEFENSIVE STATS

Year	G/S	UA-AT-TT	TFL	SACK	INT	PD	F/R
2023	12/5	15-7-22	3.0-5	1.0-3	0	0	0/0
2024	13/12	54-42-96	7.5-32	2.0-18	0	2	3/0
2025	2/2	11-7-18	1.5-4	0.0-0	0	1	0/1
<b>TOTAL</b>	<b>27/19</b>	<b>80-56-136</b>	<b>12.0-41</b>	<b>3.0-21</b>	<b>0</b>	<b>3</b>	<b>3/1</b>



47



CODY STUFFLEBEAN

DE • 6-4 • 260 • Sr.-3L  
McPherson, Kan. • McPherson

- A Super Senior who has started each of the last 15 games, the first starts of his career.
- Tied his career high with 2.0 tackles vs. North Dakota.
- Had a sack at Colorado that resulted in an 18-yd loss.
- Voted a team captain in both 2024 and 2025.

## STUFFLEBEAN'S GAME-BY-GAME DEFENSIVE STATS

Date	Opponent	UA-AT-TT	TFL	SACK	INT	PD	F/R
9/3/22	SOUTH DAKOTA	1-0-1	0.0-0	0.0-0	0	0	0/0
9/10/22	MISSOURI	1-0-1	0.0-0	0.0-0	0	0	0/0
9/24/22	at Oklahoma	0-1-1	0.0-0	0.0-0	0	0	0/0
10/8/22	at Iowa State	0-1-1	0.0-0	0.0-0	0	0	0/0
12/31/22	vs. Alabama	1-2-3	0.0-0	0.0-0	0	0	0/0
9/16/23	at Missouri	2-1-3	0.0-0	0.0-0	0	0	0/0
9/23/23	UCF	1-0-1	0.0-0	0.0-0	0	0	0/0
10/6/23	at Oklahoma State	0-2-2	0.5-1	0.0-0	0	0	0/0
10/14/23	at Texas Tech	0-1-1	0.0-0	0.0-0	0	0	0/0
10/21/23	TCU	2-0-2	0.0-0	0.0-0	0	0	0/0
11/4/23	at Texas	3-0-3	0.0-0	0.0-0	0	0	0/0
11/11/23	BAYLOR	3-1-4	2.0-13	2.0-13	0	0	1/0
11/18/23	at Kansas	3-0-3	0.0-0	0.0-0	0	0	0/0
8/31/24	UT MARTIN*	0-1-1	0.0-0	0.0-0	0	0	0/0
9/7/24	at Tulane*	1-0-1	1.0-2	0.0-0	0	0	0/0
9/21/24	at BYU*	1-1-2	0.5-1	0.0-0	0	0	0/0
9/28/24	OKLAHOMA STATE*	1-2-3	0.0-0	0.0-0	0	0	0/0
10/12/24	at Colorado*	2-0-2	1.0-18	1.0-18	0	0	0/0
10/26/24	KANSAS*	1-2-3	0.0-0	0.0-0	0	0	0/0
11/2/24	at Houston*	1-1-2	0.0-0	0.0-0	0	0	0/0
11/23/24	CINCINNATI*	1-1-2	0.0-0	0.0-0	0	0	0/0
11/30/24	at Iowa State*	1-0-1	0.0-0	0.0-0	0	0	0/0
12/26/24	vs. Rutgers*	2-0-2	1.0-4	1.0-4	0	0	0/0
8/23/25	vs. Iowa State*	1-1-2	0.0-0	0.0-0	0	0	0/0
8/30/25	NORTH DAKOTA*	2-0-2	2.0-26	2.0-26	0	0	1/0

\*denotes game started; **Bold Italics** denotes career high

## STUFFLEBEAN'S CAREER DEFENSIVE STATS

Year	G/S	UA-AT-TT	TFL	SACK	INT	PD	F/R
2022	14/0	3-4-7	0.0-0	0.0-0	0	0	0/0
2023	13/0	14-5-19	2.5-14	2.0-13	0	0	1/0
2024	13/13	11-8-19	3.5-25	2.0-22	0	0	0/0
2025	2/2	3-1-4	2.0-26	2.0-26	0	0	1/0
<b>TOTAL</b>	<b>42/15</b>	<b>31-18-49</b>	<b>8.0-65</b>	<b>6.0-61</b>	<b>0</b>	<b>0</b>	<b>2/0</b>



DAMIAN ILALIO

DT • 6-2 • 300 • Sr.-3L  
Manhattan, Kan. • Manhattan

- ★ Wuerffel Trophy watch list
- ★ Shrine Bowl watch list
- ★ Polynesian College Player of the Year Award watch list

- Has started 17-straight games to rank 2nd on the team.
- Talled 34 tackles in 2024, the most by a Wildcat DT since Will Geary in 2017 (44).
- Recorded 4.0 TFLs and 2.0 sacks last year, the most by a Wildcat DT since Eli Huggins had 6.0 TFLs and 3.0 sacks in 2021.
- Voted a team captain for the 2025 season.

## ILALIO'S GAME-BY-GAME DEFENSIVE STATS

Date	Opponent	UA-AT-TT	TFL	SACK	INT	PD	F/R
9/3/22	SOUTH DAKOTA	1-0-1	0.0-0	0.0-0	0	0	0/0
10/29/22	OKLAHOMA STATE	1-0-1	0.0-0	0.0-0	0	0	0/0
9/2/23	SEMO*	1-1-2	0.5-2	0.5-2	0	0	0/0
10/6/23	at Oklahoma State	0-1-1	0.5-1	0.0-0	0	0	0/0
10/14/23	at Texas Tech	0-1-1	0.0-0	0.0-0	0	0	0/0
10/25/23	HOUSTON	1-0-1	0.0-0	0.0-0	0	0	0/0
11/18/23	at Kansas	1-0-1	0.0-0	0.0-0	0	0	0/0
12/28/23	vs. NC State*	2-1-3	1.0-1	0.0-0	0	0	0/0
8/31/24	UT MARTIN*	1-1-2	0.0-0	0.0-0	0	0	0/0
9/7/24	at Tulane*	2-1-3	1.0-14	1.0-14	0	0	0/0
9/21/24	at BYU*	0-1-1	0.5-3	0.5-3	0	0	0/0
9/28/24	OKLAHOMA STATE*	1-3-4	0.0-0	0.0-0	0	0	0/0
10/12/24	at Colorado*	2-0-2	0.0-0	0.0-0	0	0	0/0
10/19/24	at West Virginia*	3-3-6	0.0-0	0.0-0	0	0	0/0
10/26/24	KANSAS*	3-1-4	1.0-1	0.0-0	0	0	0/0
11/16/24	ARIZONA STATE*	0-2-2	0.0-0	0.0-0	0	0	0/0
11/23/24	CINCINNATI*	1-1-2	1.0-1	0.0-0	0	0	0/0
11/30/24	at Iowa State*	3-2-5	0.0-0	0.0-0	0	0	0/0
12/26/24	vs. Rutgers*	2-1-3	0.5-1	0.5-1	0	0	0/0
8/23/25	vs. Iowa State*	2-0-2	1.0-1	0.0-0	0	0	0/0

\*denotes game started; **Bold Italics** denotes career high

## ILALIO'S CAREER DEFENSIVE STATS

Year	G/S	UA-AT-TT	TFL	SACK	INT	PD	F/R
2022	5/0	2-0-2	0.0-0	0.0-0	0	0	0/0
2023	11/3	5-4-9	2.0-4	0.5-2	0	0	0/0
2024	13/13	18-16-34	4.0-20	2.0-18	0	0	0/0
2025	2/2	2-0-2	1.0-1	0.0-0	0	0	0/0
<b>TOTAL</b>	<b>31/18</b>	<b>27-20-47</b>	<b>7.0-25</b>	<b>2.5-20</b>	<b>0</b>	<b>0</b>	<b>0/0</b>



BEAU PALMER

LB • 6-2 • 226 • Sr.-3L  
Overland Park, Kan. • Blue Valley

- A Super Senior who is returning after seeing his 2024 season cut short due to an injury, the 2nd time in his career his season ended with an injury (2022).
- Played in all 13 games in 2023 with a pair of starts as he had a career-high 4 tackles vs. Kansas and NC State, the latter being in the Pop-Tarts Bowl.

## PALMER'S GAME-BY-GAME DEFENSIVE STATS

Date	Opponent	UA-AT-TT	TFL	SACK	INT	PD	F/R
9/3/22	SOUTH DAKOTA	2-0-2	0.0-0	0.0-0	0	0	0/0
9/10/22	MISSOURI	2-0-2	0.0-0	0.0-0	0	0	0/0
9/2/23	SEMO	2-0-2	1.0-2	0.0-0	0	0	0/0
9/16/23	at Missouri	2-0-2	0.0-0	0.0-0	0	0	0/0
9/23/23	UCF	1-0-1	0.0-0	0.0-0	0	0	0/0
10/6/23	at Oklahoma State	1-2-3	0.0-0	0.0-0	0	0	0/0
10/14/23	at Texas Tech	0-2-2	0.0-0	0.0-0	0	0	0/0
10/21/23	TCU	1-0-1	0.0-0	0.0-0	0	0	0/0
10/28/23	HOUSTON	1-0-1	1.0-2	0.0-0	0	0	0/0
11/4/23	at Texas	0-1-1	0.0-0	0.0-0	0	0	0/0
11/11/23	BAYLOR	2-0-2	0.0-0	0.0-0	0	0	0/0
11/18/23	at Kansas	3-1-4	1.0-7	1.0-7	0	1	0/0
11/25/23	IOWA STATE*	1-1-2	0.0-0	0.0-0	0	0	0/0
12/28/23	vs. NC State*	2-2-4	0.5-1	0.0-0	0	0	0/0
8/31/24	UT MARTIN	1-0-1	1.0-2	0.0-0	0	0	0/0
9/13/24	ARIZONA	1-0-1	0.0-0	0.0-0	0	0	0/0
9/21/24	at BYU	0-1-1	0.0-0	0.0-0	0	0	0/0
9/28/24	OKLAHOMA STATE	1-2-3	0.0-0	0.0-0	0	0	0/0
10/19/24	at West Virginia	1-1-2	0.0-0	0.0-0	0	0	0/0

\*denotes game started; **Bold Italics** denotes career high

## PALMER'S CAREER DEFENSIVE STATS

Year	G/S	UA-AT-TT	TFL	SACK	INT	PD	F/R
2022	6/0	4-0-4	0.0-0	0.0-0	0	0	0/0
2023	13/2	16-9-25	3.5-12	1.0-7	0	1	0/0
2024	7/0	4-4-8	1.0-2	0.0-0	0	0	0/0
<b>TOTAL</b>	<b>29/2</b>	<b>24-13-37</b>	<b>4.5-14</b>	<b>1.0-7</b>	<b>0</b>	<b>1</b>	<b>0/0</b>



WILL ANCIAUX

TE • 6-6 • 250 • So.-1L  
Wichita, Kan. • Kapaun Mt. Carmel

- Played in all 13 games last year, including a start vs. Kansas.
- Talled 3 TD catches last year, tied for 2nd nationally among freshmen TEs and tied for 6th among all Big 12 TEs.

## ANCIAUX'S GAME-BY-GAME RECEIVING STATS

Date	Opponent	No	Yds	TD	LG
9/21/24	at BYU	1	9	0	9
9/28/24	OKLAHOMA STATE	1	2	1	2
10/19/24	at West Virginia	2	19	1	18
10/26/24	KANSAS*	2	29	1	24
11/2/24	at Houston	1	3	0	3
8/23/25	vs. Iowa State*	1	1	0	1

\*denotes game started; **Bold Italics** denotes career high

## ANCIAUX'S CAREER RECEIVING STATS

Year	G/S	NO	YDS	AVG	TD	LG
2024	13/1	7	62	8.9	3	24
2025	2/1	1	1	1.0	0	1
<b>TOTAL</b>	<b>15/2</b>	<b>8</b>	<b>63</b>	<b>7.9</b>	<b>3</b>	<b>24</b>



WILL SWANSON

TE • 6-5 • 244 • Sr.-4L  
Papillion, Neb. • La Vista South

- ★ Preseason All-Big 12

- A Super Senior who has played in 46 career games with 9 starts, including 4 starts last year as he earned All-Big 12 honors.
- Talled a career-high 46 yds – including a career-long of 38 yds – vs. North Dakota.
- Earned 2025 Preseason All-Big 12 accolades.

## SWANSON'S GAME-BY-GAME RECEIVING STATS

Date	Opponent	No	Yds	TD	LG
9/3/22	SOUTH DAKOTA	2	23	0	18
9/23/23	UCF	1	10	0	10
10/21/23	TCU	2	22	1	17
10/28/23	HOUSTON*	1	21	0	21
11/25/23	IOWA STATE	1	13	0	13
9/7/24	at Tulane	2	18	1	11
9/13/24	ARIZONA	2	6	1	3
9/21/24	at BYU*	1	9	0	9
10/12/24	at Colorado*	1	5	0	5
10/26/24	KANSAS*	1	8	0	8
11/23/24	CINCINNATI*	1	8	1	8
11/30/24	at Iowa State	1	12	0	12
8/30/25	NORTH DAKOTA	2	46	0	38

\*denotes game started; **Bold Italics** denotes career high



## SWANSON'S CAREER RECEIVING STATS

YEAR	G/S	NO	YDS	AVG	TD	LG
2022	14/0	2	23	11.5	0	18
2023	13/4	5	66	13.2	1	21
2024	14/4	2	46	23.0	3	38
<b>TOTAL</b>	<b>46/9</b>	<b>18</b>	<b>201</b>	<b>11.2</b>	<b>4</b>	<b>38</b>

## GARRETT OAKLEY

TE • 6-5 • 248 • Jr.-2L  
Columbus, Neb. • Scotus Central Catholic

★ John Mackey Award watch list

- Has played in 25 games with 12 starts over the last 3 seasons.
- Has 7 career TD catches, ranking 3rd in school history among TEs.
- Is 3 TD catches shy of tying the record held by Henry Childs (1971-73) and current Washington Commander Ben Sinnott (2021-23).
- Had 5 TD catches last year to tie for 2nd in school history by a TE and 3rd overall by a sophomore.
- Tied for 2nd in the Big 12 in TD catches by a TE.

## OAKLEY'S GAME-BY-GAME RECEIVING STATS

Date	Opponent	No	Yds	TD	LG
10/21/23	TCU	1	11	0	11
10/28/23	HOUSTON	3	36	1	16
11/11/23	BAYLOR	3	46	1	28
11/25/23	IOWA STATE	2	26	0	22
12/28/23	vs. NC State*	2	35	0	28
9/7/24	at Tulane*	1	10	0	10
9/21/24	at BYU	3	22	0	9
9/28/24	OKLAHOMA STATE	1	19	1	19
10/12/24	at Colorado	2	17	0	12
10/19/24	at West Virginia*	2	20	1	16
10/26/24	KANSAS	1	2	1	2
11/2/24	at Houston*	3	29	0	14
11/16/24	ARIZONA STATE*	3	23	0	8
11/30/24	at Iowa State*	4	78	1	28
12/26/24	vs. Rutgers	2	16	1	13
8/23/25	vs. Iowa State	5	62	0	24
8/30/25	NORTH DAKOTA*	2	21	0	12

\*denotes game started; **Bold Italics** denotes career high

## OAKLEY'S CAREER RECEIVING STATS

YEAR	G/S	NO	YDS	AVG	TD	LG
2023	10/2	11	154	14.0	2	28
2024	13/9	22	236	10.7	5	28
2025	2/1	7	83	11.9	0	24
<b>TOTAL</b>	<b>25/12</b>	<b>40</b>	<b>473</b>	<b>11.8</b>	<b>7</b>	<b>28</b>

## BRAYDEN LOFTIN

TE • 6-5 • 230 • Jr.-2L  
Omaha, Neb. • Lewis Central (IA)

- Played in 10 games last year and in the first 2 games of 2025.
- Tallied a 23-yd TD on his first-career catch last year vs. UT Martin.

## LOFTIN'S GAME-BY-GAME RECEIVING STATS

Date	Opponent	No	Yds	TD	LG
8/31/24	UT MARTIN	2	29	1	23
9/7/24	at Tulane	1	12	0	12
9/13/24	ARIZONA	3	45	1	21
9/21/24	at BYU*	1	7	0	7
11/16/24	ARIZONA STATE	3	32	0	14
11/30/24	at Iowa State	1	0	0	0
8/23/25	vs. Iowa State	1	18	0	18
8/30/25	NORTH DAKOTA	1	4	0	4

\*denotes game started; **Bold Italics** denotes career high

## LOFTIN'S CAREER RECEIVING STATS

YEAR	G/S	NO	YDS	AVG	TD	LG
2024	10/1	11	125	11.4	2	23
2025	2/0	2	22	11.0	0	18
<b>TOTAL</b>	<b>12/1</b>	<b>13</b>	<b>147</b>	<b>11.3</b>	<b>2</b>	<b>23</b>

## JORDAN ALLEN

DE • 6-4 • 262 • So.-1L  
Olathe, Kan. • Olathe South

- Saw time in every game last year during his first season on the field in addition to the first 2 games of 2025.
- Recorded K-State's first sack of the season vs. Iowa State.
- Recorded 3 tackles – including a 7-yd sack – last year at West Virginia.
- Tied for 2nd on the squad with 3 tackles on kickoff coverage.

## ALLEN'S GAME-BY-GAME DEFENSIVE STATS

Date	Opponent	UA-AT-TT	TFL	SACK	INT	PD	F/R
8/31/24	UT MARTIN	0-1-1	0.0-0	0.0-0	0	0	0/0
9/28/24	OKLAHOMA STATE	1-0-1	0.0-0	0.0-0	0	0	0/0
10/19/24	at West Virginia	1-2-3	1.0-7	1.0-7	0	0	0/0
8/23/25	vs. Iowa State	1-1-2	1.0-4	1.0-4	0	0	0/0

**Bold Italics** denotes career high

## ALLEN'S CAREER DEFENSIVE STATS

Year	G/S	UA-AT-TT	TFL	SACK	INT	PD	F/R
2024	13/0	2-3-5	1.0-7	1.0-7	0	0	0/0
2025	2/0	1-1-2	1.0-4	1.0-4	0	0	0/0
<b>TOTAL</b>	<b>15/0</b>	<b>3-4-7</b>	<b>2.0-11</b>	<b>2.0-11</b>	<b>0</b>	<b>0</b>	<b>0/0</b>

87

99

## USO SEUMALO

DT • 6-3 • 340 • Sr.-3L  
Maunaloa, Hawai'i • Garden City CC

★ Shrine Bowl watch list

- A Super Senior who is in his 4th year in the program after beginning his collegiate career at Garden City CC.
- Has seen time in 40 career games with 10 starts.
- Tied a career high with 4 tackles last year at BYU, matching the mark he set at Texas in 2023.

## SEUMALO'S GAME-BY-GAME DEFENSIVE STATS

Date	Opponent	UA-AT-TT	TFL	SACK	INT	PD	F/R
9/3/22	SOUTH DAKOTA	2-0-2	1.0-1	0.0-0	0	0	0/0
9/10/22	MISSOURI	1-0-1	1.0-2	0.0-0	0	0	0/0
9/24/22	at Oklahoma	0-0-0	0.0-0	0.0-0	0	2	0/0
10/29/22	OKLAHOMA STATE	1-0-1	0.0-0	0.0-0	0	0	0/0
11/19/22	at West Virginia	0-1-1	0.0-0	0.0-0	0	0	0/0
9/2/23	SEMO	1-1-2	0.5-2	0.5-2	0	0	0/0
9/9/23	TROY*	1-1-2	0.0-0	0.0-0	0	0	0/1
9/16/23	at Missouri*	0-2-2	0.0-0	0.0-0	0	0	0/0
9/23/23	UCF*	1-0-1	1.0-3	1.0-3	0	0	0/0
10/6/23	at Oklahoma State*	1-2-3	0.0-0	0.0-0	0	0	0/0
10/14/23	at Texas Tech*	2-0-2	0.0-0	0.0-0	0	0	0/0
10/28/23	HOUSTON*	0-0-0	0.0-0	0.0-0	0	1	0/0
11/4/23	at Texas*	0-4-4	0.0-0	0.0-0	0	0	0/0
11/11/23	BAYLOR*	1-0-1	0.0-0	0.0-0	0	0	0/0
11/18/23	at Kansas*	1-0-1	0.0-0	0.0-0	0	0	0/0
8/31/24	UT MARTIN	0-2-2	1.0-3	0.0-0	0	0	0/0
9/21/24	at BYU	3-1-4	1.0-1	0.0-0	0	0	0/0
10/19/24	at West Virginia	0-2-2	0.0-0	0.0-0	0	0	0/0
10/26/24	KANSAS	0-1-1	0.0-0	0.0-0	0	0	0/0
11/2/24	at Houston	2-0-2	1.0-3	0.0-0	0	0	0/0
11/30/24	at Iowa State	1-2-3	0.0-0	0.0-0	0	0	0/0
8/23/25	vs. Iowa State	1-1-2	0.0-0	0.0-0	0	0	0/0

\*denotes game started; **Bold Italics** denotes career high

## SEUMALO'S CAREER DEFENSIVE STATS

Year	G/S	UA-AT-TT	TFL	SACK	INT	PD	F/R
2022	14/0	4-1-5	2.0-3	0.0-0	0	2	0/0
2023	11/10	8-10-18	1.5-5	1.5-5	0	1	0/1
2024	13/0	6-8-14	3.0-7	0.0-0	0	0	0/0
2025	2/0	1-1-2	0.0-0	0.0-0	0	0	0/0
<b>TOTAL</b>	<b>40/10</b>	<b>19-20-39</b>	<b>6.5-15</b>	<b>1.5-5</b>	<b>0</b>	<b>3</b>	<b>0/1</b>





## 2025 SCHEDULE AND RESULTS (OVERALL: 1-1 • HOME: 1-0 • ROAD: 0-0 • NEUTRAL: 0-1 • BIG 12: 0-1)

DATE	(CFP/AP/C) OPPONENT	RESULT	SCORE	TV	ATTEND	TOP PASSER	TOP RUSHER	TOP RECEIVER	TOP TACKLER
Aug. 23	at 22/21 Iowa State	L	21-24	ESPN	47,221	A. Johnson (21-30-0, 273, 2 TD)	J. Jackson (12-51-0)	G. Oakley (5-62-0)	Three Players (8)
Aug. 30	North Dakota	W	38-35	ESPN+	51,927	A. Johnson (28-43-0, 318, 3 TD)	J. Jackson (11-55-0)	J. Brown (12-109-1)	A. Romaine (10)
Sept. 6	Army			ESPN					
Sept. 12	at Arizona			FOX					
Sept. 27	UCF*								
Oct. 4	at w/nr Baylor*								
Oct. 11	w/rv TCU*								
Oct. 25	at w/rv Kansas*								
Nov. 1	24/23 Texas Tech*								
Nov. 15	at Oklahoma State*								
Nov. 22	at 25/rv Utah*								
Nov. 29	Colorado*								
* Big 12 Conference Game									

## TEAM STATISTICS

	KANSAS STATE	OPPONENTS
Scoring	59	59
Points Per Game	29.5	29.5
Points Off Turnovers	0	0
First Downs	35	42
Rushing	13	16
Passing	21	22
Penalty	1	4
Rushing Yardage	253	232
Yards Gained Rushing	298	324
Yards Lost Rushing	45	92
Rushing Attempts	56	79
Average Per Rush	4.5	2.9
Average Per Game	126.5	116.0
TDs Rushing	3	5
Passing Yardage	591	435
Comp-Att-Int	49-73-0	38-67-0
Average Per pass	8.1	6.5
Average Per Catch	12.1	11.4
Average Per Game	295.5	217.5
TDs Passing	5	3
Total Pffense	844	667
Total Plays	129	146
Average Per Play	6.5	4.6
Average Per Game	422.0	333.5
Kick Returns: #-Yards	8-196	3-84
Punt Returns: #-Yards	4-23	2-20
Int Returns: #-Yards	0-0	0-0
Kick Return Average	24.5	28.0
Punt Return Average	5.8	10.0
Int Return Average	0.0	0.0
Fumbles-Lost	4-3	4-3
Penalties-Yards	9-84	5-35
Average Per Game	42.0	17.5
Punts-Yards	8-312	10-449
Average Per Punt	39.0	44.9
Net Punt Average	34.0	42.6
Kickoffs-Yards	11-699	11-672
Average Per Kick	63.5	61.1
Net Kick Average	37.8	37.4
Time of Possession / Game	27:27	32:33
3rd-Down Conversion	10/26	8/28
3rd-Down Pct	38%	29%
4th-Down Conversion	3/7	4/5
4th-Down Pct	43%	80%
Sacks by-Yards	7-66	2-16
Touchdowns Scored	8	8
Field Goals - Attempts	1-1	1-2
On-Side Kicks	0-0	0-0
Red-Zone Scores	(5-6) 83%	(6-9) 67%
Red-Zone Touchdowns	(4-6) 67%	(5-9) 56%
PAT-Attempts	(8-8) 100%	(8-8) 100%
2-Point Conversion-Attempts	(0-0) 0%	(0-0) 0%
Attendance	51927	0
Games / Avg Per Game	1/51927	0/0
Neutral Site Games	1/47221	

SCORE BY QUARTERS	1ST	2ND	3RD	4TH	TOTAL
Kansas St.	10	14	14	21	59
Opponents	14	14	7	24	59

## RUSHING

PLAYER	GP	ATT.	GAIN	LOSS	NET	AVG.	TD	LONG	YPG
Joe Jackson	2	23	106	0	106	4.6	0	17	53.0
Avery Johnson	2	15	97	33	64	4.3	1	25	32.0
DeVon Rice	2	12	54	5	49	4.1	2	13	24.5
Jayce Brown	2	2	33	4	29	14.5	0	33	14.5
Adonis Moise	2	2	8	0	8	4.0	0	6	4.0
Team	2	2	0	3	-3	-1.5	0	0	-1.5
<b>Total</b>	<b>2</b>	<b>56</b>	<b>298</b>	<b>45</b>	<b>253</b>	<b>4.5</b>	<b>3</b>	<b>33</b>	<b>126.5</b>
<b>Opponents</b>	<b>2</b>	<b>79</b>	<b>324</b>	<b>92</b>	<b>232</b>	<b>2.9</b>	<b>5</b>	<b>35</b>	<b>116.0</b>

## PASSING

PLAYER	GP	EFFIC.	CMP-ATT-INT	PCT.	YARDS	TD	LG	AVG/G
Avery Johnson	2	157.7	49-73-0	67.1	591	5	65	295.5
<b>Total</b>	<b>2</b>	<b>157.7</b>	<b>49-73-0</b>	<b>67.1</b>	<b>591</b>	<b>5</b>	<b>65</b>	<b>295.5</b>
<b>Opponents</b>	<b>2</b>	<b>126.0</b>	<b>38-67-0</b>	<b>56.7</b>	<b>435</b>	<b>3</b>	<b>27</b>	<b>217.5</b>

## RECEIVING

PLAYER	GP	NO	YDS	AVG	TD	LONG	AVG/G
Jayce Brown	2	16	187	11.7	2	44	93.5
Jerand Bradley	2	8	121	15.1	1	65	60.5
Garrett Oakley	2	7	83	11.9	0	24	41.5
Jaron Tibbs	2	7	90	12.9	1	30	45.0
Will Swanson	2	2	46	23.0	0	38	23.0
Brayden Loftin	2	2	22	11.0	0	18	11.0
Joe Jackson	2	2	13	6.5	1	7	6.5
DeVon Rice	2	2	27	13.5	0	27	13.5
Terrence Enos Jr.	2	1	-3	-3.0	0	0	-1.5
Will Anciaux	2	1	1	1.0	0	1	0.5
Adonis Moise	2	1	4	4.0	0	4	2.0
<b>Total</b>	<b>2</b>	<b>49</b>	<b>591</b>	<b>12.1</b>	<b>5</b>	<b>65</b>	<b>295.5</b>
<b>Opponents</b>	<b>2</b>	<b>38</b>	<b>435</b>	<b>11.4</b>	<b>3</b>	<b>27</b>	<b>217.5</b>



## TOTAL OFFENSE

PLAYER	GP	PLAYS	RUSH	PASS	TOTAL	AVG/G
Avery Johnson	2	88	64	591	655	327.5
Joe Jackson	2	23	106	0	106	53.0
DeVon Rice	2	12	49	0	49	24.5
Jayce Brown	2	2	29	0	29	14.5
Adonis Moise	2	2	8	0	8	4.0
Team	2	0	-3	0	-3	-1.5
<b>Total</b>	<b>2</b>	<b>129</b>	<b>253</b>	<b>591</b>	<b>844</b>	<b>422.0</b>
<b>Opponents</b>	<b>2</b>	<b>146</b>	<b>232</b>	<b>435</b>	<b>667</b>	<b>333.5</b>

## SCORING

PLAYER	TD	FGs	PATs					SAF	PTS
			KICK	RUSH	RCV	PASS	DXP		
Jayce Brown	2	—	—	—	—	—	—	—	12
DeVon Rice	2	—	—	—	—	—	—	—	12
Luis Rodriguez	—	1-1	8-8	—	—	—	—	—	11
Jerand Bradley	1	—	—	—	—	—	—	—	6
Jaron Tibbs	1	—	—	—	—	—	—	—	6
Joe Jackson	1	—	—	—	—	—	—	—	6
Avery Johnson	1	—	—	—	—	—	—	—	6
<b>Total</b>	<b>8</b>	<b>1-1</b>	<b>8-8</b>	<b>0</b>	<b>0</b>	<b>0</b>	<b>0</b>	<b>0</b>	<b>59</b>
<b>Opponents</b>	<b>8</b>	<b>1-2</b>	<b>8-8</b>	<b>0</b>	<b>0</b>	<b>0</b>	<b>0</b>	<b>0</b>	<b>59</b>

## PUNT RETURNS

PLAYER	NO	YDS	AVG	TD	LONG
Sterling Lockett	3	23	7.7	0	22
Dylan Edwards	1	0	0.0	0	0
<b>Total</b>	<b>4</b>	<b>23</b>	<b>5.8</b>	<b>0</b>	<b>22</b>
<b>Opponents</b>	<b>2</b>	<b>20</b>	<b>10.0</b>	<b>0</b>	<b>18</b>

## KICKOFF RETURNS

PLAYER	NO	YDS	AVG	TD	LONG
Bryce Noernberg	8	196	24.5	0	36
<b>Total</b>	<b>8</b>	<b>196</b>	<b>24.5</b>	<b>0</b>	<b>36</b>
<b>Opponents</b>	<b>3</b>	<b>84</b>	<b>28.0</b>	<b>0</b>	<b>34</b>

## INTERCEPTIONS

PLAYER	NO	YDS	AVG	TD	LONG
<b>Total</b>	<b>0</b>	<b>0</b>	<b>0.0</b>	<b>0</b>	<b>0</b>
<b>Opponents</b>	<b>0</b>	<b>0</b>	<b>0.0</b>	<b>0</b>	<b>0</b>

## FUMBLE RETURNS

PLAYER	NO	YDS	AVG	TD	LONG
Tobi Osunsanmi	1	0	0.0	0	0
Chiddi Obiazor	1	0	0.0	0	0
Austin Romaine	1	0	0.0	0	0
<b>Total</b>	<b>3</b>	<b>0</b>	<b>0.0</b>	<b>0</b>	<b>0</b>
<b>Opponents</b>	<b>3</b>	<b>0</b>	<b>0.0</b>	<b>0</b>	<b>0</b>

## ALL-PURPOSE YARDAGE

PLAYER	G	RUSH	REC	PR	KOR	IR	TOT	AVG/G
Jayce Brown	2	29	187	0	0	0	216	108.0
Bryce Noernberg	2	0	0	0	196	0	196	98.0
Jerand Bradley	2	0	121	0	0	0	121	60.5
Joe Jackson	2	106	13	0	0	0	119	59.5
Jaron Tibbs	2	0	90	0	0	0	90	45.0
Garrett Oakley	2	0	83	0	0	0	83	41.5
DeVon Rice	2	49	27	0	0	0	76	38.0
Avery Johnson	2	64	0	0	0	0	64	32.0
Will Swanson	2	0	46	0	0	0	46	23.0
Sterling Lockett	2	0	0	23	0	0	23	11.5
Brayden Loftin	2	0	22	0	0	0	22	11.0
Adonis Moise	2	8	4	0	0	0	12	6.0
Will Anciaux	2	0	1	0	0	0	1	0.5
Terrence Enos Jr.	2	0	-3	0	0	0	-3	-1.5
Team	2	-3	0	0	0	0	-3	-1.5
<b>Total</b>	<b>2</b>	<b>253</b>	<b>591</b>	<b>23</b>	<b>196</b>	<b>0</b>	<b>1063</b>	<b>531.5</b>
<b>Opponents</b>	<b>2</b>	<b>232</b>	<b>435</b>	<b>20</b>	<b>84</b>	<b>0</b>	<b>771</b>	<b>385.5</b>

## PUNTING

PLAYER	NO	YDS	AVG	LONG	TB	FC	I20	50+	BLKD
Simon McClannan	8	312	39.0	46	1	2	1	0	0
<b>Total</b>	<b>8</b>	<b>312</b>	<b>39.0</b>	<b>46</b>	<b>1</b>	<b>2</b>	<b>1</b>	<b>0</b>	<b>0</b>
<b>Opponents</b>	<b>10</b>	<b>449</b>	<b>44.9</b>	<b>53</b>	<b>0</b>	<b>6</b>	<b>4</b>	<b>3</b>	<b>0</b>

## FIELD GOALS

PLAYER	FGM-FGA	PCT	1-19	20-29	30-39	40-49	50+	LG	BLK
Luis Rodriguez	1-1	100.0	0-0	0-0	1-1	0-0	0-0	30	0
Opponents	1-2	50.0	0-0	0-0	1-1	0-1	0-0	34	0

## FIELD GOAL SEQUENCE

GAME	KANSAS STATE	OPPONENTS
Iowa State	—	49, (34)
North Dakota	(30)	—
( ) - Made		

## KICKOFFS

PLAYER	NO	YDS	AVG	TB	OB	RETN	NET	YDLN
Simon McClannan	11	699	63.5	7	0			
<b>Total</b>	<b>11</b>	<b>699</b>	<b>63.5</b>	<b>7</b>	<b>0</b>	<b>3</b>	<b>37.8</b>	<b>27</b>
<b>Opponents</b>	<b>11</b>	<b>672</b>	<b>61.1</b>	<b>2</b>	<b>1</b>	<b>8</b>	<b>37.4</b>	<b>27</b>



### GAME-BY-GAME PASSING

EVERY JOHNSON	Comp	Att	Int	Pct	Yards	TD	Long	Sack	Yds	Effic.
Iowa State	21	30	0	70.0	273	2	65	1	12	168.4
North Dakota	28	43	0	65.1	318	3	44	1	4	150.3
Army										
Arizona										
UCF										
Baylor										
TCU										
Kansas										
Texas Tech										
Oklahoma State										
Utah										
Colorado										
<b>TOTALS</b>	<b>49</b>	<b>73</b>	<b>0</b>	<b>67.1</b>	<b>591</b>	<b>5</b>	<b>65</b>	<b>2</b>	<b>16</b>	<b>157.7</b>



### GAME-BY-GAME RUSHING (NO-YDS/TDS)

PLAYER	NO-YDS/TDS	ISU	UND	ARMY	UA	UCF	BU	TCU	KU	TTU	OSU	UU	CU
Joe Jackson	23-106/0	12-51/0	11-55/0										
Avery Johnson	15-64/1	8-21/1	7-43/0										
DeVon Rice	12-49/2	5-9/0	7-40/2										
Jayce Brown	2-29/0	2-29/0	—										
Adonis Moise	2-8/0	—	2-8/0										
<b>TOTALS</b>	<b>56-253/3</b>	<b>27-110/1</b>	<b>29-143/2</b>										

### GAME-BY-GAME RECEIVING (NO-YDS/TDS)

PLAYER	NO-YDS/TDS	ISU	UND	ARMY	UA	UCF	BU	TCU	KU	TTU	OSU	UU	CU
Jayce Brown	16-187/2	4-78/1	12-109/1										
Jerand Bradley	8-121/1	3-75/1	5-46/0										
Jaron Tibbs	7-90/1	4-35/0	3-55/1										
Garrett Oakley	7-83/0	5-62/0	2-21/0										
Will Swanson	2-46/0	—	2-46/0										
DeVon Rice	2-27/0	1-0/0	1-27/0										
Brayden Loftin	2-22/0	1-18/0	1-4/0										
Joe Jackson	2-13/1	1-7/0	1-6/1										
Adonix Moise	1-4/0	—	1-4/0										
Will Anciaux	1-1/0	1-1/0	—										
Terrence Enos Jr.	1--3/0	1--3/0	—										
<b>TOTALS</b>	<b>49-591/5</b>	<b>21-273/2</b>	<b>28-318/3</b>										



## DEFENSIVE STATISTICS

PLAYER	GP	TACKLES			TFLs NO-YDS	SACKS NO-YDS	PASS DEFENSE			FUMBLES		BLKD KICK	SA
		SOLO	AST	TOTAL			INT-YDS	PBU	QBH	RCV-YDS	FF		
Austin Romaine	2	11	7	18	1.5-4	.	.	1	1	1-0	.	.	.
Zashon Rich	2	8	3	11	1.0-2	.	.	3	.	.	.	.	.
Donovan McIntosh	2	8	3	11	.	.	.	2	.	.	.	.	.
Tobi Osunsanmi	2	7	3	10	3.5-30	3.0-26	.	.	1	1-0	.	.	.
VJ Payne	2	5	3	8	1.0-2	.	.	.	.	.	.	.	.
Wesley Fair	2	6	2	8	.	.	.	1	.	.	.	.	.
Des Purnell	2	5	2	7	.	.	.	1	1	.	.	.	.
Qua Moss	2	6	1	7	2.0-13	1.0-10	.	.	.	.	1	.	.
Gabe Powers	2	2	3	5	.	.	.	.	.	.	.	.	.
Cody Stufflebean	2	3	1	4	2.0-26	2.0-26	.	.	1	.	1	.	.
Rex Van Wyhe	2	3	1	4	.	.	.	.	.	.	.	.	.
Daniel Cobbs	2	2	2	4	1.0-3	.	.	1	.	.	.	.	.
Logan Bartley	2	2	1	3	.	.	.	.	.	.	.	.	.
Chiddi Obiazor	2	1	2	3	1.0-1	.	.	.	2	1-0	.	.	.
Travis Bates	2	3	.	3	.	.	.	.	3	.	.	.	.
Jordan Allen	2	1	1	2	1.0-4	1.0-4	.	.	.	.	.	.	.
Uso Seumalo	2	1	1	2	.	.	.	.	.	.	.	.	.
Zach Wittenberg	2	1	1	2	.	.	.	.	.	0	.	.	.
Amarion Fortenberry	2	1	1	2	1.0-1	.	0	1	.	.	.	.	.
Justice Clemons	2	1	1	2	.	.	.	.	.	.	.	.	.
Damian Ilalio	2	2	.	2	1.0-1	.	.	.	.	.	.	.	.
Gunner Maldonado	2	2	.	2	.	.	.	.	.	.	.	.	.
Jayden Rowe	2	1	.	1	.	.	.	.	.	.	.	.	.
Kanijal Thomas	2	1	.	1	.	.	.	.	.	.	.	.	.
Mason Olguin	2	.	1	1	.	.	.	.	.	.	.	.	.
<b>Totals</b>	<b>2</b>	<b>83</b>	<b>40</b>	<b>123</b>	<b>16-87</b>	<b>7-66</b>	<b>0-0</b>	<b>10</b>	<b>9</b>	<b>3-0</b>	<b>2</b>	<b>0</b>	<b>0</b>
<b>Opponents</b>	<b>2</b>	<b>77</b>	<b>36</b>	<b>113</b>	<b>10-32</b>	<b>2-16</b>	<b>0-0</b>	<b>9</b>	<b>5</b>	<b>3-0</b>	<b>1</b>	<b>0</b>	<b>0</b>

## SPECIAL TEAMS TACKLES

PLAYER	TOTAL	KO	PUNT
Zach Wittenberg	2	1	1
Wesley Fair	1	1	0
Mason Olguin	1	0	1
Jayden Rowe	1	0	1
Kanijal Thomas	1	1	0
<b>TOTALS</b>	<b>6</b>	<b>3</b>	<b>3</b>





### TOP TACKLERS GAME BY GAME

PLAYER	UT-AT-TT	ISU	UND	ARMY	UA	UCF	BU	TCU	KU	TTU	OSU	UU	CU
Austin Romaine	11-7-18	4-4-8	7-3-10										
Donovan McIntosh	8-3-11	5-3-8	3-0-3										
Zashon Rich	8-3-11	5-3-8	3-0-3										
Tobi Osunsanmi	7-3-10	3-1-4	4-2-6										
Wesley Fair	6-2-8	3-1-4	3-1-4										
VJ Payne	5-3-8	2-3-5	3-0-3										
Qua Moss	6-1-7	3-1-4	3-0-3										
Des Purnell	5-2-7	0-1-1	5-1-6										
Gabe Powers	2-3-5	1-3-4	1-0-1										
Rex Van Wyhe	3-1-4	2-0-2	1-1-2										
Cody Stufflebean	3-1-4	1-1-2	2-0-2										
Daniel Cobbs	2-2-4	—	2-2-4										
Travis Bates	3-0-3	3-0-3	—										
Logan Bartley	2-1-3	1-1-2	1-0-1										
Chiddi Obiazor	1-2-3	1-1-2	0-1-1										

### GAME-BY-GAME TACKLES FOR LOSS

PLAYER	UT-AT-TT	ISU	UND	ARMY	UA	UCF	BU	TCU	KU	TTU	OSU	UU	CU
Tobi Osunsanmi	3.5-30	2.0-0	1.5-12										
Cody Stufflebean	2.0-26	—	2.0-26										
Qua Moss	2.0-13	1.0-10	1.0-3										
Austin Romaine	1.5-4	—	1.0-4										
Jordan Allen	1.0-4	1.0-4	—										
Daniel Cobbs	1.0-3	—	1.0-3										
VJ Payne	1.0-2	—	1.0-2										
Zashon Rich	1.0-2	—	1.0-2										
Amarion Fortenberry	1.0-1	—	1.0-1										
Chiddi Obiazor	1.0-1	1.0-1	—										
Damian Ilalio	1.0-1	1.0-1	—										
<b>TOTAL</b>	<b>16-87</b>	<b>6-34</b>	<b>10-53</b>										

### GAME-BY-GAME SACKS

PLAYER	UT-AT-TT	ISU	UND	ARMY	UA	UCF	BU	TCU	KU	TTU	OSU	UU	CU
Tobi Osunsanmi	3.0-26	2.0-18	1.0-8										
Cody Stufflebean	2.0-26	—	2.0-26										
Qua Moss	1.0-10	1.0-10	—										
Jordan Allen	1.0-4	1.0-4	—										
<b>TOTAL</b>	<b>7-66</b>	<b>4-32</b>	<b>3-34</b>										



## GAME-BY-GAME SUMMARIES

GAME	Final Score	Score By Quarter				First Downs				Rushing			Passing			Total Offense		Punting	Fumbles	Penalty	Third Downs	Total ToP
		1	2	3	4 (OT)	Ru	Pa	Pn	Tot	Att	Yds	TD	C-A-I	Yds	TD	Att	Yds	No-Avg	No-Lost	No-Yds		
Iowa State	24	7	0	7	10	9	9	1	19	46	130	1	14-28-0	183	2	74	313	4-44.5	2-2	1-5	3-14	33:52
K-State	21	0	7	0	14	4	9	0	13	27	110	1	21-30-0	273	2	57	383	4-36.2	2-2	5-48	5-13	26:08
North Dakota	35	7	14	0	14	7	13	3	23	33	102	4	24-39-0	252	1	72	354	6-45.2	2-1	4-30	5-14	31:14
K-State	38	10	7	14	7	9	12	1	22	29	143	2	28-43-0	318	3	72	461	4-41.8	2-1	3-36	5-13	28:46
Army																						
K-State																						
K-State																						
Arizona																						
UCF																						
K-State																						
K-State																						
Baylor																						
TCU																						
K-State																						
K-State																						
Kansas																						
Texas Tech																						
K-State																						
K-State																						
Oklahoma State																						
K-State																						
Utah																						
Colorado																						
K-State																						

## GAME-BY-GAME STARTERS

### OFFENSE

Opponent	WR	LT	LG	C	RG	RT	TE	QB	RB	WR	WR
Iowa State	Tibbs	Pastore	Poitier	Hecht	Nelson	Leingang	Swanson	Johnson	Jackson	Anciaux (te)	Bradley
North Dakota	Tibbs	Pastore	Poitier	Hecht	Leingang	Enos Jr.	Oakley	Johnson	Jackson	Brown	Bradley
Army											
Arizona											
UCF											
Baylor											
TCU											
Kansas											
Texas Tech											
Oklahoma State											
Utah											
Colorado											

### DEFENSE

OPPONENT	BUCK	NT	DE	DE	MLB	WLB	STAR	CB	SS	FS	CB
Iowa State	Osunsanmi	Ilalio	Stufflebean	Obiazor	Romaine	Purnell	Moss	Rich	Payne	Fair	McIntosh
North Dakota	Osunsanmi	Ilalio	Stufflebean	Obiazor	Romaine	Purnell	Moss	Rich	Payne	Fair	McIntosh
Army											
Arizona											
UCF											
Baylor											
TCU											
Kansas											
Texas Tech											
Oklahoma State											
Utah											
Colorado											

## TURNOVER CHART

GAME	TAKEAWAYS			GIVEAWAYS			DIFF.	K-STATE PTS OFF	OPP PTS OFF
	FUM	INT	TOT	FUM	INT	TOT			
Iowa State	2	0	2	2	0	2	E	0	0
North Dakota	1	0	1	1	0	1	E	7	0
Army									
Arizona									
UCF									
Baylor									
TCU									
Kansas									
Texas Tech									
Oklahoma State									
Utah									
Colorado									
TOTAL	3	0	3	3	0	3	E	7	0
AVG. PER GAME	1.50	0.00	1.50	1.50	0.00	1.50	E	3.5	0.0



## SCORING DRIVES

### KANSAS STATE

OPPONENT	QTR	TD	FG	PLAYER(S)	PLAY	PL	YDS	TIME
Iowa State	1	X		Avery Johnson	10 yd run	8	65	3:31
	4	X		Avery Johnson to Jayce Brown	37 yd pass	5	75	1:58
	4	X		Avery Johnson to Jerand Bradley	65 yd pass	1	65	0:09
North Dakota	1		X	Luis Rodriguez	30 yd field goal	12	67	6:11
	1	X		Avery Johnson to Jayce Brown	44 yd pass	5	68	0:54
	2	X		Avery Johnson to Jaron Tibbs	30 yd pass	6	66	3:12
	3	X		DeVon Rice	9 yd run	10	57	4:47
	3	X		DeVon Rice	13 yd run	8	77	3:58
	4	X		Avery Johnson to Joe Jackson	6 yd pass	10	81	1:03

### OPPONENTS

OPPONENT	QTR	TD	FG	PLAYER(S)	PLAY	PL	YDS	TIME
Iowa State	1	X		Rocco Becht to Dominic Overby	23 yd pass	4	49	1:44
	3	X		Rocco Becht to Brett Eskildsen	24 yd pass	11	67	5:59
	4		X	Kyle Konrady	34 yd field goal	10	57	4:00
	4	X		Rocco Becht	7 yd run	4	30	1:41
North Dakota	1	X		Jerry Kaminski	0 yd run	5	75	2:32
	2	X		Jerry Kaminski	1 yd run	10	80	5:50
	2	X		Sawyer Seidl	16 yd run	13	75	3:51
	4	X		Jerry Kaminski to Korey Tai	22 yd pass	9	71	4:35
	4	X		Sawyer Seidl	20 yd run	9	70	4:41

## DRIVE SUPERLATIVES

	KANSAS STATE	OPPONENT
Most Plays/Result	12/Punt vs. Iowa State and FG vs. North Dakota	13/TD by North Dakota
Most Yards/Result	81/TD vs. North Dakota	80/TD by North Dakota
Most Time/Result	6:11/FG vs. North Dakota	6:13/End of Game by Iowa State

## AVERAGE STARTING FIELD POSITION

	Total Drives	Total Yd. Line	Average Field Pos.	Started in Opp.	Total Scores	TD	FG	MFG	Punts	Downs	To	Clock	Total Off. Points
K-State	24	745	Own 31	2	9	8	1	0	8	1	1	2	59
Opponents	26	890	Own 34	4	9	8	1	1	10	1	1	2	59

### DRIVE CHART (NO. OF DRIVES/TD/FG)

Drive Start Result	1-9 NO/TD/FG	10-19 NO/TD/FG	20-29 NO/TD/FG	30-39 NO/TD/FG	40-49 NO/TD/FG	50+ NO/TD/FG
Iowa State	1/0/0	3/0/0	2/1/0	3/2/0	1/0/0	1/0/0
North Dakota	0/0/0	1/1/0	6/1/1	2/2/0	3/1/0	1/0/0
Army						
Arizona						
UCF						
Baylor						
TCU						
Kansas						
Texas Tech						
Oklahoma State						
Utah						
Colorado						

### 3-AND-OUT

	Kansas State 3-and-Out/Drives	Opponent 3-and-Out/Drives
Iowa State	3/11	3/13
North Dakota	2/13	6/13
Army		
Arizona		
UCF		
Baylor		
TCU		
Kansas		
Texas Tech		
Oklahoma State		
Utah		
Colorado		

### SCORING DRIVE ANALYSIS

	KANSAS STATE		OPPONENTS	
Yardage	TD	FG	TD	FG
No Drive	0	0	0	0
Minus Yds.	0	0	0	0
0-9	0	0	0	0
10-19	0	0	0	0
20-29	0	0	0	0
30-39	0	0	1	0
40-49	0	0	1	0
50-59	1	0	0	1
60-69	4	1	1	0
70-79	2	0	4	0
80-89	1	0	1	0
90-99	0	0	0	0

### GAME OPENING DRIVES

	KANSAS STATE			OPPONENTS		
Opponent	Pts.	1st Dns.	Yds.	Pts.	1st Dns.	Yds.
Iowa State	0	0	3	0	1	14
North Dakota	0	0	9	0	0	9
Army						
Arizona						
UCF						
Baylor						
TCU						
Kansas						
Texas Tech						
Oklahoma State						
Utah						
Colorado						

### SECOND HALF OPENING DRIVES

	KANSAS STATE			OPPONENTS		
Opponent	Pts.	1st Dns.	Yds.	Pts.	1st Dns.	Yds.
Iowa State	0	0	9	0	0	-2
North Dakota	0	0	1	7	4	57
Army						
Arizona						
UCF						
Baylor						
TCU						
Kansas						
Texas Tech						
Oklahoma State						
Utah						
Colorado						

## 3RD-DOWN CONVERSIONS (INCLUDES 3RD-AND-GOAL SITUATIONS)

BY QUARTER	1	2	3	4	TOTAL
KANSAS STATE	1-8	4-7	3-6	2-5	10-26
PCT.	.125	.571	.500	.400	.385
Opponents	1-5	3-8	1-6	3-9	8-28
PCT.	.200	.375	.167	.333	.286
BY YARDAGE	1-3	4-6	7-10	11+	TOTAL
KANSAS STATE	3-8	4-7	3-8	0-3	10-26
PCT.	.375	.571	.375	.000	.385
Opponents	4-8	0-4	3-11	1-5	8-28
PCT.	.500	.000	.273	.200	.286

WHO CONVERTS FOR K-STATE: Brown 3, Bradley 2, Jackson 2, Johnson 2, Oakley 1



## RED ZONE

Opponent	Score	Times Inside	Times	Total	Total	Rush	Pass	FGs	<----- Failed to score inside opp. 20 ----->					
		Opp. 20	Scored	Pts	TDs	TDs	TDs	Made	FGA	Downs	Int	Fumb	Half	Game
Iowa State	21-24	2	1	7	1	1	0	0	0	1	0	0	0	0
North Dakota	38-35	4	4	24	3	2	1	1	0	0	0	0	0	0
Army														
Arizona														
UCF														
Baylor														
TCU														
Kansas														
Texas Tech														
Oklahoma State														
Utah														
Colorado														
K-State	59-59	6	5	31	4	3	1	1	0	1	0	0	0	0
Opponents	59-59	9	6	38	5	5	0	1	0	0	0	2	0	1

Season Percentage - Overall: 5 of 6 (83.3%)

Season Percentage - Touchdowns: 4 of 6 (66.7%)

Season Percentage - Field Goals: 1 of 6 (16.6%)

## 20-PLUS YARD PLAYS

YARDS	TYPE	PLAYER(S)	OPPONENT	QTR
65*	Pass	Avery Johnson to Jerand Bradley	Iowa State	4
44*	Pass	Avery Johnson to Jayce Brown	North Dakota	1
38	Pass	Avery Johnson to Will Swanson	North Dakota	1
37*	Pass	Avery Johnson to Jayce Brown	Iowa State	4
33	Run	Jayce Brown	Iowa State	1
30*	Pass	Avery Johnson to Jaron Tibbs	North Dakota	2
28	Kickoff Return	Bryce Noernberg	Iowa State	4
27	Pass	Avery Johnson to DeVon Rice	North Dakota	2
27	Kickoff Return	Bryce Noernberg	North Dakota	1
25	Run	Avery Johnson	North Dakota	4
24	Pass	Avery Johnson to Garrett Oakley	Iowa State	3
23	Kickoff Return	Bryce Noernberg	North Dakota	1
20	Pass	Avery Johnson to Garrett Oakley	Iowa State	2

\* Touchdown Scored

### BY PLAY

Pass.....	8
Rush.....	2
Kickoff Return.....	3

### BY GAME

Iowa State.....	6
North Dakota.....	7

### BY QUARTER

1st.....	5
2nd.....	3
3rd.....	1
4th.....	4

### PASSING

Avery Johnson.....	8
--------------------	---

### RECEIVING

Jayce Brown.....	2
Garrett Oakley.....	2
Jerand Bradley.....	1
DeVon Rice.....	1
Will Swanson.....	1
Jaron Tibbs.....	1

### RUSHING

Jayce Brown.....	1
Avery Johnson.....	1

### KICKOFF RETURN

Bryce Noernberg.....	3
----------------------	---

### PUNT RETURN

None

### INTERCEPTION RETURN

None

## LONGEST OPPONENT 20-YARD PLAYS

**Pass** – 27 (Jerry Kaminski to Xavier Leigh, North Dakota)

**Rush** – 35 (Korey Tai, North Dakota)

**Kickoff Return** – 34 (Aiden Flora, Iowa State)

**Punt Return** – None

**Interception Return** – None

**Fumble Return** – None





## SUPERLATIVES

TEAM			
K-State High	K-State Team Low	Points	Opponent High
38 vs. North Dakota	21 vs. Iowa State	35, North Dakota	24, Iowa State
461 vs. North Dakota	383 vs. Iowa State	Total Offense	313, Iowa State
72 vs. North Dakota	57 vs. Iowa State	Plays	72, North Dakota
6.7 vs. Iowa State	6.4 vs. North Dakota	Yards Per Play	4.2, Iowa State
22 vs. North Dakota	13 vs. Iowa State	First Downs	19, Iowa State
5 vs. Iowa State/North Dakota	—	3rd Down Conversions	3, Iowa State
38.5 vs. Iowa State/North Dakota	—	3rd Down Percentage (Min. 5 Att)	21.4, Iowa State
143 vs. North Dakota	110 vs. Iowa State	Rushing Yards	102, North Dakota
29 vs. North Dakota	27 vs. Iowa State	Rushes	33, North Dakota
4.9 vs. North Dakota	4.1 vs. Iowa State	Yards Per Carry	2.8, Iowa State
2 vs. North Dakota	1 vs. Iowa State	Rushing Touchdowns	1, Iowa State
318 vs. North Dakota	273 vs. Iowa State	Passing Yards	183, Iowa State
43 vs. North Dakota	30 vs. Iowa State	Passing Attempts	28, Iowa State
28 vs. North Dakota	21 vs. Iowa State	Completions	14, Iowa State
3 vs. North Dakota	2 vs. Iowa State	Passing Touchdowns	1, North Dakota
70.0 vs. Iowa State	65.1 vs. North Dakota	Completion Percentage (Min. 10 Att)	50.0, Iowa State
168.4 vs. Iowa State	150.3 vs. North Dakota	Passing Efficiency (Min. 10 Att)	124.3, North Dakota
1 vs. North Dakota	0 vs. Iowa State	Field Goals	0, North Dakota
41.8 vs. North Dakota	36.2 vs. Iowa State	Punting Average (Min. 3 Att)	44.5, Iowa State
23 vs. North Dakota	0 vs. Iowa State	Punt Return Yards	0, Iowa State
130 vs. North Dakota	66 vs. Iowa State	Kickoff Return Yards	28, North Dakota
4 vs. Iowa State	3 vs. North Dakota	Sacks By	—
10 vs. North Dakota	6 vs. Iowa State	TFLs By	3, North Dakota
—	—	Interceptions By	—
6 vs. Iowa State	3 vs. North Dakota	Penalties	1, Iowa State
48 vs. Iowa State	36 vs. North Dakota	Penalty Yards	5, Iowa State
2 vs. Iowa State	1 vs. North Dakota	Turnovers	1, North Dakota

INDIVIDUAL			
K-State High		Opponent High	
55, Joe Jackson vs. North Dakota	Rushing Yards	71, Carson Hansen, Iowa State	
12, Joe Jackson vs. Iowa State	Rushes	16, Carson Hansen, Iowa State	
5.0, Joe Jackson vs. North Dakota	Yards Per Carry (Min. 10 Att)	4.4, Carson Hansen, Iowa State	
33, Jayce Brown vs. Iowa State	Long Rush	35, Korey Tai, North Dakota	
13, DeVon Rice vs. North Dakota	Longest Touchdown Rush	16, Sawyer Seidl, North Dakota	
2, DeVon Rice vs. North Dakota	Rushing Touchdowns	2, Sawyer Seidl and Jerry Kaminski, North Dakota	
318, Avery Johnson vs. North Dakota	Passing Yards	231, Jerry Kaminski, North Dakota	
43, Avery Johnson vs. North Dakota	Passing Attempts	38, Jerry Kaminski, North Dakota	
28, Avery Johnson vs. North Dakota	Completions	23, Jerry Kaminski, North Dakota	
65, Avery Johnson vs. Iowa State	Longest Pass	27, Jerry Kaminski, North Dakota	
65, Avery Johnson vs. Iowa State	Longest Touchdown Pass	24, Rocco Becht, Iowa State	
3, Avery Johnson vs. North Dakota	Passing Touchdowns	2, Rocco Becht, Iowa State	
70.0, Avery Johnson vs. Iowa State	Completion Percentage (Min. 10 Att)	60.5, Jerry Kaminski, North Dakota	
168.4, Avery Johnson vs. Iowa State	Passing Efficiency (Min. 10 Att)	128.5, Rocco Becht, Iowa State	
109, Jayce Brown vs. North Dakota	Receiving Yards	46, Brett Eskildsen, Iowa State	
12, Jayce Brown vs. North Dakota	Receptions	5, Korey Tai, North Dakota	
19.5, Jayce Brown vs. Iowa State	Yards Per Catch (Min. 3 Rec)	15.3, Brett Eskildsen, Iowa State	
65, Jerand Bradley vs. Iowa State	Long Catch	27, Xavier Leigh, North Dakota	
65, Jerand Bradley vs. Iowa State	Longest Touchdown Catch	24, Brett Eskildsen, Iowa State	
1, five times	Receiving Touchdowns	1, three times	
361, Avery Johnson vs. North Dakota	Total Offense	235, Jerry Kaminski, North Dakota	
130, Bryce Noernberg vs. North Dakota	All-Purpose Yards	90, Carson Hansen, Iowa State	
1, Luis Rodriguez, North Dakota	Field Goals	1, Kyle Konrardy, Iowa State	
30, Luis Rodriguez, North Dakota	Longest Field Goal	34, Kyle Konrardy, Iowa State	
4, Simon McClannan vs. Iowa State and North Dakota	Punts	6, Luke Silvernale, North Dakota	
41.8, Simon McClannan vs. North Dakota	Punting Average (Min. 3 Att)	48.3, Tyler Perkins, Iowa State	
46, Simon McClannan vs. Iowa State	Longest Punt	53, Tyler Perkins, Iowa State and Luke Silvernale, North Dakota	
22, Sterling Lockett vs. North Dakota	Longest Punt Return	18, Zach Lewis, North Dakota	
36, Bryce Noernberg vs. North Dakota	Longest Kickoff Return	34, Aiden Flora, Iowa State	
10, Austin Romaine vs. North Dakota	Tackles	9, Jy Martin, North Dakota	
7, Austin Romaine vs. North Dakota	Solo Tackles	7, Jy Martin, North Dakota	
2.0, Tobi Osunsanmi vs. Iowa State and Cody Stufflebean vs. North Dakota	Tackles for Loss	2.0, Jonnie Wiltshire, North Dakota	
2.0, Tobi Osunsanmi vs. Iowa State and Cody Stufflebean vs. North Dakota	Sacks	1.0, Kooper Ebel, Iowa State	
2, Donovan McIntosh vs. Iowa State and Zashon Rich vs. North Dakota	Passes Broken Up	2, Jonnie Wiltshire, North Dakota	
—	Interceptions	—	
—	Longest Interception Return	—	



## GAME ONE

22/21	IOWA ST.	7	0	7	10	-	24
17/20	K-STATE	0	7	0	14	-	21

Aug. 23 | Aviva Stadium | Dublin, Ireland | 5:07 p.m. | Att: 47,221



AVERY JOHNSON

### TEAM STATISTICS

	ISU	K-STATE
<b>FIRST DOWNS</b>	<b>19</b>	<b>13</b>
Rushing	9	4
Passing	9	9
Penalty	1	0
<b>NET YARDS RUSHING</b>	<b>130</b>	<b>110</b>
Rushing Attempts	46	27
Average Per Rush	2.8	4.1
Rushing Touchdowns	1	1
Yards Gained Rushing	172	131
Yards Lost Rushing	42	21
<b>NET YARDS PASSING</b>	<b>183</b>	<b>273</b>
Completions-Attempts-Int	14-28-0	21-30-0
Average Per Attempt	6.5	9.1
Average Per Completion	13.1	13.0
Passing Touchdowns	2	2
<b>TOTAL OFFENSE YARDS</b>	<b>313</b>	<b>383</b>
Total Offense Plays	74	57
Average Gain Per Play	4.2	6.7
<b>Fumbles: Number-Lost</b>	<b>2-2</b>	<b>2-2</b>
<b>Penalties: Number-Yards</b>	<b>1-5</b>	<b>6-48</b>
<b>PUNTS-YARDS</b>	<b>4-178</b>	<b>4-145</b>
Average Yards Per Punt	44.5	36.2
Net Yards Per Punt	44.5	36.2
Inside 20	3	1
50+ Yards	1	0
Touchbacks	0	0
Fair Catch	3	2
<b>KICKOFFS-YARDS</b>	<b>5-296</b>	<b>4-251</b>
Average Yards Per Kickoff	59.2	62.8
Net Yards Per Kickoff	38.0	36.5
Touchbacks	1	1
<b>Punt Returns: Number-Yards-TD</b>	<b>0-0-0</b>	<b>1-0-0</b>
Average Per Return	0.0	0.0
<b>Kickoff Returns: Number-Yds-TD</b>	<b>2-56-0</b>	<b>3-66-0</b>
Average Per Return	28.0	22.0
<b>Interceptions: Number-Yds-TD</b>	<b>0-0-0</b>	<b>0-0-0</b>
<b>Fumble Returns: Number-Yds-TD</b>	<b>0-0-0</b>	<b>0-0-0</b>
<b>Possession Time</b>	<b>33:52</b>	<b>26:08</b>
1st Quarter	8:17	6:43
2nd Quarter	5:53	9:07
3rd Quarter	7:33	7:27
4th Quarter	12:09	2:51
<b>Third-Down Conversions</b>	<b>3 of 14</b>	<b>5 of 13</b>
<b>Fourth-Down Conversions</b>	<b>3 of 3</b>	<b>1 of 4</b>
<b>Red-Zone Scores-Chances</b>	<b>2-4</b>	<b>1-2</b>
Touchdowns	1-4	1-2
Field Goals	1-4	0-2
<b>Sacks By: Number-Yards</b>	<b>1-12</b>	<b>4-32</b>
<b>PAT Kicks</b>	<b>3-3</b>	<b>3-3</b>
<b>Field Goals</b>	<b>1-2</b>	<b>0-0</b>

### Game Notes

• This was the 109th all-time meeting between K-State and Iowa State, each coming in consecutive seasons as this is the eighth-longest active uninterrupted series in FBS history... It was the second time this century that there was a ranked matchup on opening day (2009 – No. 14 Boise State vs. No. 16 Oregon) and the first time two Big 12 teams met in Week 0/1 since Nebraska faced Oklahoma State in 2003.

• Kansas State and Iowa State played to yet another one-score game... It was the 14th one-score game between the two teams dating back to 2008, the most in any series in the country... Each of the last four games in the series have been decided by one score.

• Junior **Avery Johnson** posted a pass efficiency rating of 168.4, which was the second-highest of his career (min. 10 attempts)... His career best is 186.0 last year at West Virginia... His 273 passing yards were the second most of his career, just behind the 298 yards he put up last year at West Virginia... He has now thrown for multiple touchdowns in four-straight games dating back to last season... K-State is now 6-1 all-time when Johnson passes and rushes for a touchdown.

• Junior defensive end **Tobi Osunsanmi** finished the game with a career-high 2.0 sacks... His previous best was 1.5 sacks in last year's season opener against UT Martin... It was the most sacks by a Wildcat since Brendan Mott had 2.5 last year at Colorado... As a team, K-State had 4.0 tackles, its most since carding four in last year's Cincinnati game.

## K-STATE FALLS TO IOWA STATE IN DUBLIN

**DUBLIN, Ireland** – They call the Aer Lingus College Football Classic “Much More Than a Game,” and this fifth edition of the classic lived up to that billing, as the 2025 college football season got underway under the lights of Aviva Stadium. In a game that featured two ranked teams and longtime arch-rivals, No. 17 Kansas State and No. 22 Iowa State slugged it out in old-school style in the rain before the Cyclones finally outlasted the Wildcats, 24-21, to get a quick jump on the 2025 season.

The game that was announced 486 days ago and pitted the Wildcats against the Cyclones for the 109th time in the eighth-longest active uninterrupted series in FBS history carried a Big 12 feel with purple filling one side of the stadium and red filling the other.

Both teams reportedly sold 11,000 tickets, but the crowd was much larger, as the teams played before a sellout crowd of 47,221. The K-State marching band, which endured significant travel challenges to make it more than 4,000 miles for kickoff, was in midseason form at an overseas venue that served as a home game for the Wildcats and brimmed with purple furnishing, thousands of purple Powercat flags, and highlight upon highlight upon the videoboard.

In the end, though, Iowa State, 1-0 overall and 1-0 in the Big 12, made more plays to capture its third straight victory over K-State, 0-1 and 0-1 in the Big 12, in a series that dates to 1917.

From beginning to end, this game was excruciatingly close — on brand with previous clashes between these two programs. The teams have played 14 one-score games since 2008, the most in any series in the country. Each of the last four games in the series have been decided by one score. It wasn't until the final possession by Iowa State that this back-and-forth game reached its conclusion.

Johnson rocketed a deep ball to new wide receiver Jerand Bradley for a 65-yard catch-and-run down the Iowa State sideline, as Bradley outran three defenders for his first K-State touchdown. K-State trailed, 24-21, with 6:23 left in the fourth quarter, and still had a chance.

But Iowa State dug in and drained the clock behind a punishing second-half rushing game that gashed the Wildcats. K-State needed a stop. K-State needed the football. But K-State couldn't get the stop it needed for its offense to gain possession. After an Iowa State timeout on fourth-and-3 at the K-State 16-yard line, Iowa State quarterback Rocco Becht completed a pass to running back Carson Hansen and let him take care of the rest, as he rumbled and twisted on a 15-yard catch-and-run to the 1-yard line just before the 2-minute timeout.

From there, the Cyclones downed the ball three times inside the 3-yard line until the game clock expired.

After the teams slugged through the rain in the first half, the conditions proved more favorable over the final two quarters. Johnson completed 21-of-30 passes for 273 yards and two touchdowns, and Becht went 14-of-28 for 183 yards and two touchdowns. Both quarterbacks, who can run, were limited by field conditions. Becht had 12 carries for 18 yards and one touchdown, and Johnson had eight carries for 21 yards and one score.

A promising sign for K-State? It's passing game. Jayce Brown had four catches for 78 yards and one touchdown, Bradley had three catches for 75 yards and one touchdown, tight end Garrett Oakley had five catches for 65 yards, and Jaron Tibbs had four catches for 35 yards.

### SCORING SUMMARY

Team	Qtr/Time	Scoring Play	Conversion	Plays-Yds-TOP	Score
IS	1st/3:26	Overby 23 yd pass from Becht	Konrardy kick	4-49-1:44	7-0
KS	2nd/14:55	Johnson 10 yd run	Rodriguez kick	8-65-3:31	7-7
IS	3rd/1:07	Eskildsen 24 yd pass from Becht	Konrardy kick	11-67-5:59	14-7
KS	4th/14:09	Brown 37 yd pass from Johnson	Rodriguez kick	5-75-1:58	14-14
IS	4th/10:04	Konrardy 34 yd field goal		10-57-4:00	17-14
IS	4th/6:38	Becht 7 yd run	Konrardy kick	4-30-1:41	24-14
KS	4th/6:23	Bradley 65 yd pass from Johnson	Rodriguez kick	1-65-0:09	24-21

### STATISTICAL LEADERS

#### ► Iowa State

Rushing	Att	Yds	TD	Lg	Avg
Hansen	16	71	0	15	4.4
Sama	14	43	0	14	3.1
Becht	12	18	1	9	1.5

Passing	C-A-I	Yds	TD	Lg	Sack
Becht	14-28-0	183	2	24	4

Receiving	Rec	Yds	TD	Lg
Eskildsen	3	46	1	24
Burkle	3	31	0	17
Brahmer	2	41	0	21
Overby	2	29	1	23
Hansen	2	19	0	15
Green	2	17	0	10

#### ► Kansas State

Rushing	Att	Yds	TD	Lg	Avg
Jackson	12	51	0	17	4.2
Brown	2	29	0	33	14.5
Johnson	8	21	1	10	2.6
Rice	5	9	0	10	1.8

Passing	C-A-I	Yds	TD	Lg	Sack
Johnson	21-30-0	273	2	65	1

Receiving	Rec	Yds	TD	Lg
Oakley	5	62	0	24
Brown	4	78	1	37
Tibbs	4	35	0	17
Bradley	3	75	1	65
Loflin	1	18	0	18
Jackson	1	7	0	7
Anclaux	1	1	0	1



## GAME TWO

<b>N. DAKOTA</b>	<b>7</b>	<b>14</b>	<b>0</b>	<b>14</b>	<b>-</b>	<b>35</b>
<b>17/20 K-STATE</b>	<b>10</b>	<b>7</b>	<b>14</b>	<b>7</b>	<b>-</b>	<b>38</b>

Aug. 30 | Bill Snyder Family Stadium | Manhattan, Kan. | 6:02 p.m. | Att: 51,927



## TEAM STATISTICS

	UND	K-STATE
<b>FIRST DOWNS</b>	<b>23</b>	<b>22</b>
Rushing	7	9
Passing	13	12
Penalty	3	1
<b>NET YARDS RUSHING</b>	<b>102</b>	<b>143</b>
Rushing Attempts	33	29
Average Per Rush	3.1	4.9
Rushing Touchdowns	4	2
Yards Gained Rushing	152	167
Yards Lost Rushing	50	24
<b>NET YARDS PASSING</b>	<b>252</b>	<b>318</b>
Completions-Attempts-Int	24-39-0	28-43-0
Average Per Attempt	6.5	7.4
Average Per Completion	10.5	11.4
Passing Touchdowns	1	3
<b>TOTAL OFFENSE YARDS</b>	<b>354</b>	<b>461</b>
Total Offense Plays	72	72
Average Gain Per Play	4.9	6.4
<b>Fumbles: Number-Lost</b>	<b>2-1</b>	<b>2-1</b>
<b>Penalties: Number-Yards</b>	<b>4-30</b>	<b>3-36</b>
<b>PUNTS-YARDS</b>	<b>6-271</b>	<b>4-167</b>
Average Yards Per Punt	45.2	41.8
Net Yards Per Punt	41.3	31.8
Inside 20	1	0
50+ Yards	2	0
Touchbacks	0	1
Fair Catch	3	0
<b>KICKOFFS-YARDS</b>	<b>6-376</b>	<b>7-448</b>
Average Yards Per Kickoff	62.7	64.0
Net Yards Per Kickoff	36.8	38.6
Touchbacks	1	6
<b>Punt Returns: Number-Yards-TD</b>	<b>2-20-0</b>	<b>3-23-0</b>
Average Per Return	10.0	7.7
<b>Kickoff Returns: Number-Yds-TD</b>	<b>1-28-0</b>	<b>5-130-0</b>
Average Per Return	28.0	26.0
<b>Interceptions: Number-Yds-TD</b>	<b>0-0-0</b>	<b>0-0-0</b>
<b>Fumble Returns: Number-Yds-TD</b>	<b>0-0-0</b>	<b>0-0-0</b>
<b>Possession Time</b>	<b>31:14</b>	<b>28:46</b>
1st Quarter	6:17	8:43
2nd Quarter	10:02	4:58
3rd Quarter	4:42	10:18
4th Quarter	10:13	4:47
<b>Third-Down Conversions</b>	<b>5 of 14</b>	<b>5 of 13</b>
<b>Fourth-Down Conversions</b>	<b>1 of 2</b>	<b>2 of 3</b>
<b>Red-Zone Scores-Chances</b>	<b>4-5</b>	<b>4-4</b>
Touchdowns	4-5	3-4
Field Goals	0-5	1-4
<b>Sacks By: Number-Yards</b>	<b>1-4</b>	<b>3-34</b>
<b>PAT Kicks</b>	<b>5-5</b>	<b>5-5</b>
<b>Field Goals</b>	<b>0-0</b>	<b>1-1</b>

## Game Notes

• This marked the fifth come-from-behind victory since the beginning of 2024 when trailing in the fourth quarter... It was K-State's first game-winning touchdown with under 1:00 left in regulation since Skylar Thompson connected with Isaiah Zuber on the final play in a home game against Iowa State in 2017.

• Kansas State totaled 461 offensive yards on Saturday... It was the 34th time in the last 41 games dating back to the beginning of the 2022 season that the Wildcats have totaled at least 375 yards... K-State is 27-7 when totaling at least 375 offensive yards since 2022.

• **Avery Johnson** went 28-of-43 through the air for 318 yards and three touchdowns, while he rushed for 43 yards, including a crucial 25-yard run on the game-winning drive... He set career highs in completions (prev: 24 vs. Arizona State in 2024), attempts (40 vs. Arizona State in 2024) and yards (298 vs. West Virginia in 2024), while he tied his career high in touchdown passes (four times)... It was the 46th 300-yard passing game in school history and the first since Will Howard had 327 yards at Texas in 2023.

• **Jayce Brown** hauled in a career-high 12 receptions for 109 yards and a touchdown... His previous career high in receptions was six last season at Colorado... His 12 receptions were the most by a Wildcat since Tyler Lockett had 13 in the final game of his career, the 2014 Alamo Bowl against UCLA... He now has a catch in each of the last 23 games dating back to the 2023 Texas Tech contests... It was the third 100-yard receiving game in his career, the other two coming last year at Colorado (121 yards) and Iowa State (106 yards).

## LATE TD LIFTS K-STATE PAST NORTH DAKOTA

MANHATTAN, Kan. — No. 17 Kansas State found a way.

Avery Johnson engineered an 81-yard drive and threw a 6-yard touchdown pass to running back Joe Jackson with 42 seconds remaining, and the Wildcats held off first-time starting quarterback Jerry Kaminski and North Dakota for a 38-35 nail-biting victory Saturday at Bill Snyder Family Stadium.

K-State led 31-21 late in the third quarter before North Dakota scored two touchdowns, including a 20-yard run by Sawyer Seidl that gave the Fighting Hawks a 35-31 edge with 4:19 left in the fourth quarter, leaving the sellout crowd of 51,927 in stunned silence while North Dakota first-year head coach Eric Schmidt applauded his players' effort from the sideline.

But Johnson and the Wildcats avoided disaster in their first-ever meeting against North Dakota and prevented the FCS member from pulling off perhaps its biggest win in history.

The back-and-forth slugfest ended with K-State staging its fifth come-from-behind victory since the beginning of the 2024 season when trailing in the fourth quarter. This one marked the Wildcats' first game-winning touchdown with under 1:00 left in regulation since Skylar Thompson connected with Isaiah Zuber on the final play in a home game against Iowa State in 2017.

Johnson had career highs across the board as a passer, completing 28-of-43 passes for 318 yards and three touchdowns, while he rushed for 43 yards, including a crucial 25-yard run on the game-winning drive.

In the second game of his second season as a full-time starter, Johnson showed something to Klie-man in the game-winning drive.

After K-State's final touchdown, North Dakota took over with 37 seconds to go, and the crowd rose to peak level, and a K-State defense that had its hands full with the Fighting Hawks all game forced Kaminski to throw four straight incompletions, including a deep ball that glanced off the hands of Caden Dennis down the sideline with 5 seconds left, as the Wildcats survived a rollercoaster night.

K-State outgained North Dakota, 461 to 354, in total offense and held the Fighting Hawks to just 5-of-14 on third downs and 1-of-2 on fourth downs. K-State improved to 27-7 when totaling at least 375 offensive yards since 2022.

K-State wide receiver Jayce Brown had a career-high 12 catches for 109 yards and a touchdown, marking the most receptions by a K-State player since Tyler Lockett had 13 in the final game of his career, the 2014 Alamo Bowl. Jerand Bradley had five catches for 46 yards and Jaron Tibbs had three catches for 55 yards and a touchdown.

However, the third quarter saw sophomore running back DeVon Rice rise to the occasion with a pair of touchdowns of nine and 13 yards. Seeing significant action in place of the injured Dylan Edwards, Rice had seven carries for 40 yards and two touchdowns, and Joe Jackson had 11 carries for 55 yards.

Meanwhile, Jackson's lone catch in the game made everybody happy. Jackson caught the game-winning pass from Johnson along the edge to the right side inside the 10-yard line, turned up field and stepped into the end zone, then dropped the ball and flexed in excitement.

K-State got it done in the clutch. K-State found a way.

## SCORING SUMMARY

Team	Qtr/Time	Scoring Play	Conversion	Plays-Yds-TOP	Score
KS	1st/5:26	Rodriguez 30 yd field goal		12-67-6:11	0-3
UND	1st/2:54	Kaminski 0 yd run	Elrichs kick	5-75-2:32	7-3
KS	1st/1:55	Brown 44 yd pass from Johnson	Rodriguez kick	5-68-0:54	7-10
UND	2nd/7:46	Kaminski 1 yd run	Elrichs kick	10-80-5:50	14-10
KS	2nd/4:15	Tibbs 30 yd pass from Johnson	Rodriguez kick	6-66-3:12	14-17
UND	2nd/0:24	Seidl 16 yd run	Elrichs kick	13-75-3:51	21-17
KS	3rd/8:41	Rice 9 yd run	Rodriguez kick	10-57-4:47	21-24
KS	3rd/3:41	Rice 13 yd run	Rodriguez kick	8-77-3:58	21-31
UND	4th/10:12	Tai 22 yd pass from Kaminski	Elrichs kick	9-71-4:35	28-31
UND	4th/4:19	Seidl 20 yd run	Elrichs kick	9-70-4:41	35-31
KS	4th/0:42	Jackson 6 yd pass from Johnson	Rodriguez kick	10-81-1:03	35-38

## STATISTICAL LEADERS

### ► North Dakota

Rushing	Att	Yds	TD	Lg	Avg
Seidl	8	62	2	20	7.8
Tai	3	39	0	35	13.0
Kaminski	10	34	2	25	0.4

Passing	C-A-I	Yds	TD	Lg	Sack
Kaminski	23-38-0	231	1	27	3
Tupou'ata	1-1-0	21	0	21	0

Receiving	Rec	Yds	TD	Lg
Tai	5	37	1	22
Leigh	3	31	0	27
Stay	3	25	0	12
Fleming	3	22	0	10
Dennis	2	41	0	23
Seidl	2	15	0	10
Hoskins	2	12	0	12
DeMontagnac	1	21	0	21
Deng	1	21	0	21

### ► Kansas State

Rushing	Att	Yds	TD	Lg	Avg
Jackson	11	55	0	13	5.0
Johnson	7	43	0	25	6.1
Rice	7	40	2	13	5.7

Passing	C-A-I	Yds	TD	Lg	Sack
Johnson	28-43-0	318	3	44	1

Receiving	Rec	Yds	TD	Lg
Brown	12	109	1	44
Bradley	5	46	0	13
Tibbs	3	55	1	30
Swanson	2	46	0	38
Oakley	2	21	0	12
Rice	1	27	0	27
Jackson	1	6	1	6
Loftin	1	4	0	4
Moise	1	4	0	4





## THE LAST TIME...

## SCORING

### All Games

Scored 40 or more points .....	44, vs. Rutgers (12/26/2024)
Scored 50 or more points .....	59, vs. Baylor (11/11/2023)
Scored 60 or more points .....	63, vs. Florida Atlantic (9/17/2016)
Scored 70 or more points .....	76, vs. Ball State (9/16/2000)

Was held to 10 or fewer points .....	9, at BYU (9/21/2024)
Was held to 7 or fewer points .....	0, at Iowa State (11/21/2020)
Was shut out .....	at Iowa State (11/21/2020)
Was shut out in a half .....	1st half, vs. Arizona State (11/16/2024)
Was shut out in back-to-back games .....	at Kansas, 0-28 and vs. Nebraska, 0-12 (1975)

Allowed 40 or more points .....	41, vs. Rutgers (12/26/2024)
Allowed 50 or more points .....	69, vs. Texas (12/5/2020)
Allowed 60 or more points .....	69, vs. Texas (12/5/2020)
Allowed 70 or more points .....	73, at Nebraska (11/10/2007)
Allowed a safety .....	at Iowa State (10/29/2016)
Allowed a two-point conversion .....	Nicco Marchiol to Kole Taylor, at West Virginia (10/19/2024)

Held an opponent to 10 or fewer points .....	7, vs. Arizona (9/13/2024)
Held an opponent to 7 or fewer points .....	7, vs. Arizona (9/13/2024)
Shut out an opponent .....	vs. Houston (10/28/2023)
Shut out an opponent in a half .....	2nd Half vs. Arizona (9/13/2024)
Back-to-back shutouts .....	vs. Akron, 67-0; vs. N. Illinois, 44-0; vs. Missouri, 30-0 (1995)

Largest deficit overcome for a win .....	21 points at #3 Oklahoma, 14-35 in 3rd quarter (9/26/2020) vs. Iowa State, 14-35 in 3rd quarter (11/21/2015) at Missouri, 0-21 in 2nd quarter (11/6/2004) vs. Oklahoma State, 0-21 in 2nd quarter (10/23/1999) vs. Iowa State, 7-28 in 3rd quarter (9/25/1999)
Overtime game .....	at Texas; L, 30-33 (11/4/2023)
Come-from-behind win (trailing in 4th Q) .....	at Iowa State, [7-9], won 10-9 (10/8/2022)

### Home Games

Scored 40 or more points .....	41, vs. Cincinnati (11/23/2024)
Scored 50 or more points .....	59, vs. Baylor (11/11/2023)
Scored 60 or more points .....	63, vs. Florida Atlantic (9/17/2016)
Scored 70 or more points .....	76, vs. Ball State (9/16/2000)

Was held to 10 or fewer points .....	10, vs. Tulane (9/17/2022)
Was held to 7 or fewer points .....	6, vs. TCU (10/14/2017)
Was shutout .....	vs. Oklahoma (10/17/2015)
Was shut out in a half .....	1st half, vs. Arizona State (11/16/2024)
Was shutout in back-to-back games .....	vs. Nebraska, 0-41 and vs. Oklahoma, 0-27 (1965)

Allowed 40 or more points .....	42, vs. Iowa State (11/25/2023)
Allowed 50 or more points .....	69, vs. Texas (12/5/2020)
Allowed 60 or more points .....	69, vs. Texas (12/5/2020)
Allowed 70 or more points .....	75, vs. Oklahoma (10/23/1971)

Held an opponent to 10 or fewer points .....	7, vs. Arizona (9/13/2024)
Held an opponent to 7 or fewer points .....	7, vs. Arizona (9/13/2024)
Shut out an opponent .....	vs. Houston (10/28/2023)
Shut out an opponent in a half .....	2nd Half vs. Arizona (9/13/2024)
Back-to-back shutouts .....	vs. Akron, 67-0; vs. N. Illinois, 44-0; vs. Missouri, 30-0 (1995)

### Away/Neutral Games

Scored 40 or more points .....	44, vs. Rutgers (12/26/2024)
Scored 50 or more points .....	55, at West Virginia (10/20/2012)
Scored 60 or more points .....	64, at Kansas (11/2/2002)
Scored 70 or more points .....	75, at Drury (10/17/1910)

Was held to 10 or fewer points .....	9, at BYU (9/21/2024)
Was held to 7 or fewer points .....	0, at Iowa State (11/21/2020)
Was shut out .....	at Iowa State (11/21/1920)
Was shut out in a half .....	2nd half, at TCU (10/22/2022)
Was shut out in back-to-back games .....	at LSU, 0-21 and at Tulsa, 0-3 (1980)

Allowed 40 or more points .....	41, vs. Rutgers (12/26/2024)
Allowed 50 or more points .....	51, at Oklahoma (10/27/2018)
Allowed 60 or more points .....	66, at Texas Tech (10/10/2009)
Allowed 70 or more points .....	73, at Nebraska (11/10/2007)

Held an opponent to 10 or fewer points .....	3, at Baylor (11/12/2022)
Held an opponent to 7 or fewer points .....	3, at Baylor (11/12/2022)
Shut out an opponent .....	at Iowa State (11/8/2003)
Shut out an opponent in a half .....	2nd Half, at Baylor (11/12/2021)
Back-to-back shutouts .....	at Kansas, 64-0 and at Missouri, 38-0 (2002)

## vs. AP TOP-25 OPPONENTS

Defeated a ranked opponent .....	vs. #20 Oklahoma State, 42-20 (9/28/2024)
Defeated a ranked opponent at home .....	vs. #20 Oklahoma State, 42-20 (9/28/2024)
Defeated a ranked opponent on the road/neutral site .....	vs. #19 NC State, 28-19 (12/28/2023)
Defeated a ranked opponent in consec. chances .....	at #25 Kansas (2023), vs. #19 NC State (2023), vs. #20 Arizona (9/13/2024) and vs. #20 Oklahoma State (9/28/24)
Defeated a ranked opponent in 3 consec. chances .....	at #25 Kansas (2023), vs. #19 NC State (2023), vs. #20 Arizona (9/13/2024) and vs. #20 Oklahoma State (9/28/24)

Lost to a ranked opponent .....	vs. #22 Iowa State, 24-21 (8/23/2025)
Lost to a ranked opponent at home .....	vs. #11 Baylor, 20-10 (11/20/2021)
Lost to a ranked opponent on the road/neutral site .....	vs. #22 Iowa State, 24-21 (8/23/2025)

## K-STATE TEAM OFFENSE

### Total Offense

Had 400 yards or more total offense .....	461 (143 rush/318 pass), vs. North Dakota (8/30/2025)
Had 500 yards or more total offense .....	542 (347 rush/195 pass), vs. Rutgers (12/26/2024)
Had 600 yards or more total offense .....	658 (305 rush/353 pass), vs. North Texas (9/24/2005)
Consec. gms. with 500-plus yards of offense .....	573, vs. Nicholls and 521, vs. Bowling Green (2019)
Four consec. gms with 500-plus yards of offense .....	573 vs. Iowa State; 566 at Kansas; 518 at Baylor; 512 vs. Nebraska (1998)

Was held to 300 or fewer yards total offense .....	293 (228 rush/65 pass), at Texas (11/26/2021)
Was held to 200 or fewer yards total offense .....	149 (73 rush/76 pass), at Iowa State (11/21/2020)
Was held to 100 or fewer yards total offense .....	86 (25 rush/61 pass), vs. NU (10/5/1996)

### Rushing Yards

Had 250 or more rushing yards .....	347, vs. Rutgers (12/26/2024)
Had 300 or more rushing yards .....	347, vs. Rutgers (12/26/2024)
Had 400 or more rushing yards .....	415, vs. Nebraska (11/16/2002)
Was held to 100 or fewer rushing yards .....	89, at Houston (11/2/2024)
Was held to 50 or fewer rushing yards .....	30, at Texas (11/4/2023)
Was held to negative rushing yards .....	-12, vs. Texas Tech (8/31/1996)

### Rushing Touchdowns

Had 3 or more rushing touchdowns .....	3, vs. Rutgers (12/26/2024)
Had 4 or more rushing touchdowns .....	5, at Texas Tech (10/14/2023)
Had 5 or more rushing touchdowns .....	5, at Texas Tech (10/14/2023)
Was held without a rushing touchdown .....	at Iowa State (11/30/2024)
Was held without a rushing touchdown in consec. games .....	vs. South Dakota and Mississippi State (2018)

### Passing Yards

Had 350 or more passing yards .....	360, vs. SEMO (9/2/2023)
Had 400 or more passing yards .....	400, at West Virginia (11/20/2014)
Had 450 or more passing yards .....	486, vs. Oklahoma (10/25/2008)
Was held to 200 or fewer passing yards .....	195, vs. Rutgers (12/26/2024)
Was held to 150 or fewer passing yards .....	116, vs. Texas Tech (10/1/2022)
Was held to 100 or fewer passing yards .....	95, vs. South Dakota (9/3/2022)





## Passing Touchdowns

**Had 3 or more passing touchdowns** ..... **3, vs. North Dakota (8/30/2025)**  
 Had 4 or more passing touchdowns ..... 4, vs. Baylor (11/11/2023)

Was held without a passing touchdown ..... vs. Arizona State (11/16/2024)  
 Was held without a passing TD in consec. games ..... vs. South Dakota and Missouri (2022)

## First Downs

Had 25 or more first downs ..... 32 (13r/14p/5pn), vs. Iowa State (11/25/2023)  
 Had 30 or more first downs ..... 32 (13r/14p/5pn), vs. Iowa State (11/25/2023)  
 Had 35 or more first downs ..... 37 (21r/12p/4pn), vs. Iowa State (10/24/1998)

**Had 15 or fewer first downs** ..... **13, vs. Iowa State (8/23/2025)**  
 Had 10 or fewer first downs ..... 9, at Iowa State (11/21/2020)  
 Had 5 or fewer first downs ..... 3, at Colorado (10/24/1992)

## Turnovers

Lost 3 or more fumbles ..... 3, at Mississippi State (9/14/2019)  
 Lost 4 or more fumbles ..... 4, vs. Eastern Kentucky (9/3/2011)  
 Lost 5 or more fumbles ..... 5, vs. USC (9/21/2002)

Threw 3 or more interceptions ..... 3, at Oklahoma State (10/6/2023)  
 Threw 4 or more interceptions ..... 4, vs. Purdue (12/29/1998)  
 Threw 5 or more interceptions ..... 5, vs. Iowa (9/10/1988)

**Did not throw an interception** ..... **vs. North Dakota (8/30/2025)**  
**Did not throw an INT in consec. games** ..... **2, vs. Iowa State (8/23/2025)**  
**and vs. North Dakota (8/30/2025)**

Committed 5 or more turnovers ..... 5, at Oklahoma State (10/5/2013)  
 Committed 6 or more turnovers ..... 6, at Kansas (11/18/2006)  
 Did not commit a turnover ..... vs. Cincinnati (11/23/2024)  
 Did not commit a turnover in consec. games ..... 2, at Tulane (9/7/2024)  
 and vs. Arizona (9/13/2024)

## Time of Possession

Had 35:00 or more time of possession ..... 35:00, at Colorado (10/12/2024)  
 Had 36:00 or more time of possession ..... 42:12, vs. Iowa State (11/25/2023)  
 Had 37:00 or more time of possession ..... 42:12, vs. Iowa State (11/25/2023)  
 Had 38:00 or more time of possession ..... 42:12, vs. Iowa State (11/25/2023)  
 Had 39:00 or more time of possession ..... 42:12, vs. Iowa State (11/25/2023)  
 Had 40:00 or more time of possession ..... 42:12, vs. Iowa State (11/25/2023)

Had 23:00 or less of time of possession ..... 21:55, at TCU (10/22/2022)  
 Had 22:00 or less of time of possession ..... 21:55, at TCU (10/22/2022)  
 Had 21:00 or less of time of possession ..... 18:34, at Louisville (9/17/2008)  
 Had 20:00 or less of time of possession ..... 18:34, at Louisville (9/17/2008)

## Penalties

Had 8 or more penalties ..... 8, at Iowa State (11/30/2024)  
 Had 10 or more penalties ..... 12, at Texas Tech (10/23/2021)  
 Had 12 or more penalties ..... 12, at Texas Tech (10/23/2021)  
 Had 15 or more penalties ..... 16, vs. Missouri State (9/15/2007)

**Had 5 or less penalties** ..... **3, vs. North Dakota (8/30/2025)**  
**Had 3 or less penalties** ..... **3, vs. North Dakota (8/30/2025)**  
 Did not commit a penalty ..... 0, vs. UT Martin (8/31/2024)

## Penalty Yards

Had 75 or more penalty yards ..... 96 (9 pen.) at West Virginia (10/19/2024)  
 Had 100 or more penalty yards ..... 108 (13 pen.) at Oklahoma (9/26/2020)  
 Had 125 or more penalty yards ..... 129 (13 pen.) vs. South Dakota (9/11/2018)  
 Had 150 or more penalty yards ..... 162 (16 pen.) vs. Missouri State (9/15/2007)

**Had 40 or less penalty yards** ..... **36, vs. North Dakota (8/30/2025)**  
 Had 20 or less penalty yards ..... 19, at Colorado (10/12/2024)  
 Had 10 or less penalty yards ..... 0, vs. UT Martin (8/31/2024)  
 Did not have any penalty yards ..... 0, vs. UT Martin (8/31/2024)

# K-STATE INDIVIDUAL RUSHING

## Attempts

Had 25 or more rushing attempts ..... 25, DJ Giddens at Colorado (10/12/2024)  
 Had 30 or more rushing attempts ..... 31, DJ Giddens vs. Iowa State (11/25/2023)  
 Had 35 or more rushing attempts ..... 35, Collin Klein vs. Texas A&M (11/12/2011)  
 Had 40 or more rushing attempts ..... 42, Darren Sproles vs. Western Kentucky (9/4/2004)

## Yards

Rushed for 100 or more yards ..... 196, Dylan Edwards vs. Rutgers (12/26/2024)  
 Rushed for 150 or more yards ..... 196, Dylan Edwards vs. Rutgers (12/26/2024)  
 Rushed for 200 or more yards ..... 207, DJ Giddens vs. UCF (9/23/2023)  
 Rushed for 100 or more yards (QB) ..... 110, Avery Johnson vs. Arizona (9/13/2024)  
 Rushed for 150 or more yards (QB) ..... 170, Jesse Ertz at TCU (12/3/2016)  
 Had two 100-yard rushers ..... 171, Adrian Martinez and 170, Deuce Vaughn vs. TTU (10/1/2022)

Consec. 100-yard rushing games ..... 2, DJ Giddens  
 133 vs. Arizona State (11/16/2024) and 143 vs. Cincinnati (11/23/24)  
 Consec. 150-yard rushing games ..... 2, DJ Giddens  
 187 vs. Oklahoma State (9/28/2024) and 182 at Colorado (10/13/24)  
 Consec. 175-yard rushing games ..... 2, DJ Giddens  
 187 vs. Oklahoma State (9/28/2024) and 182 at Colorado (10/13/24)  
 Consec. 200-yard rushing games ..... 2, Darren Sproles  
 273 vs. Missouri (11/22/2003) and 235 vs. Oklahoma (12/6/2003)

Had a run of 50 or more yards ..... 65 (TD), Dylan Edwards vs. Rutgers (12/26/2024)  
 Had a run of 60 or more yards ..... 65 (TD), Dylan Edwards vs. Rutgers (12/26/2024)  
 Had a run of 70 or more yards ..... 70, Will Howard at Oklahoma State (10/6/2023)  
 Had a run of 80 or more yards ..... 88, Deuce Vaughn (TD) vs. Alabama (12/31/2022)  
 Had a run of 90 or more yards ..... 95 (TD), John Hubert vs. Missouri State (9/1/2012)

## Touchdowns

Rushed for 3 or more touchdowns ..... 5, Avery Johnson at Texas Tech (10/14/2023)  
 Rushed for 4 or more touchdowns ..... 5, Avery Johnson at Texas Tech (10/14/2023)  
 Rushed for 5 or more touchdowns ..... 5, Avery Johnson at Texas Tech (10/14/2023)  
 Had two players rush for two or more touchdowns ..... 4, Alex Barnes and 2, Winston Dimel  
 at Baylor (11/19/2016)

# K-STATE INDIVIDUAL PASSING

## Attempts

**Had 30 or more pass attempts** ..... **43, Avery Johnson vs. North Dakota (8/30/2025)**  
**Had 35 or more pass attempts** ..... **43, Avery Johnson vs. North Dakota (8/30/2025)**  
**Had 40 or more pass attempts** ..... **43, Avery Johnson vs. North Dakota (8/30/2025)**  
 Had 45 or more pass attempts ..... 48, Will Howard vs. Iowa State (11/25/2023)  
 Had 50 or more pass attempts ..... 50, Collin Klein at Baylor (11/17/2012)

## Completions

**Had 20 or more pass completions** ..... **28, Avery Johnson vs. North Dakota (8/30/2025)**  
**Had 25 or more pass completions** ..... **28, Avery Johnson vs. North Dakota (8/30/2025)**  
 Had 30 or more pass completions ..... 31, Jake Waters vs. UCLA (1/2/2015)  
 Had 35 or more pass completions ..... 36, Josh Freeman at Oklahoma State (10/20/2007)

## Yards

**Threw for 250 or more yards** ..... **318, Avery Johnson vs. North Dakota (8/30/2025)**  
**Threw for 300 or more yards** ..... **318, Avery Johnson vs. North Dakota (8/30/2025)**  
 Threw for 350 or more yards ..... 400, Jake Waters at West Virginia (11/20/2014)  
 Threw for 400 or more yards ..... 400, Jake Waters at West Virginia (11/20/2014)

Consec. 200-yard passing games ..... 2, Avery Johnson  
 273 vs. Iowa State (8/23/2025) and 318 vs. North Dakota (8/30/2025)  
 Consec. 250-yard passing games ..... 2, Avery Johnson  
 273 vs. Iowa State (8/23/2025) and 318 vs. North Dakota (8/30/2025)  
 Consec. 300-yard passing games ..... 2, Jake Waters  
 300 at Baylor (12/6/2014) and 338 vs. UCLA (1/2/2015)



Had a pass of 50 or more yards .....	65 (TD), Avery Johnson vs. Iowa State (8/23/2025)
Had a pass of 60 or more yards .....	65 (TD), Avery Johnson vs. Iowa State (8/23/2025)
Had a pass of 70 or more yards .....	80, Will Howard vs. Kansas (11/26/2022)
Had a pass of 80 or more yards .....	80, Will Howard vs. Kansas (11/26/2022)
Had a pass of 90 or more yards .....	90 (TD), Jake Waters vs. Oklahoma (11/23/2013)

### Touchdowns

Threw 2 or more touchdowns .....	3, Avery Johnson vs. North Dakota (8/30/2025)
Threw 3 or more touchdowns .....	3, Avery Johnson vs. North Dakota (8/30/2025)
Threw 4 or more touchdowns .....	4, Will Howard at Texas (11/4/2023)
Non-QB threw a touchdown pass .....	Treshaun Ward (RB) vs. SEMO (9/2/2013)

### Interceptions

Threw 3 or more interceptions .....	3, Will Howard at Oklahoma State (10/6/2023)
Threw 4 or more interceptions .....	4, Michael Bishop vs. Purdue (12/29/1998)
Threw 5 or more interceptions .....	5, Carl Straw vs. Iowa (9/10/1988)

## K-STATE INDIVIDUAL RECEIVING

### Receptions

Had 8 or more receptions .....	12, Jayce Brown vs. North Dakota (8/30/2025)
Had 10 or more receptions .....	12, Jayce Brown vs. North Dakota (8/30/2025)
Had 12 or more receptions .....	12, Jayce Brown vs. North Dakota (8/30/2025)
Had 14 or more receptions .....	14, Tyler Lockett at Baylor (12/6/2014)

### Yards

Had 100 or more receiving yards .....	109, Jayce Brown vs. North Dakota (8/30/2025)
Had 125 or more receiving yards .....	136, Ben Sinnott vs. Iowa State (11/25/2023)
Had 150 or more receiving yards .....	166, Byron Pringle at Oklahoma State (11/18/2017)
Had 175 or more receiving yards .....	196, Tyler Lockett at West Virginia (11/20/2014)
Had 200 or more receiving yards .....	278, Tyler Lockett vs. Oklahoma (11/23/2013)
Had two 100-yard receivers .....	119, RJ Garcia II/100, Ben Sinnott vs. SEMO (9/2/2023)

Consec. 100-yard receiving games .....	2, Isaiah Zuber 144 vs. UTSA (9/15/2018) and 133 at West Virginia (9/22/2018)
Consec. 125-yard receiving games .....	2, Isaiah Zuber 144 vs. UTSA (9/15/2018) and 133 at West Virginia (9/22/2018)
Consec. 150-yard receiving games .....	2, Tyler Lockett 158 at Baylor (12/6/2014) and 164 vs. UCLA (1/2/2015)
Consec. 175-yard rushing games .....	2, Tyler Lockett 196 at TCU (11/8/2014) and 196 at West Virginia (11/20/2014)

Had a reception of 50 or more yards .....	65 (TD), Jerand Bradley vs. Iowa State (8/23/2025)
Had a reception of 60 or more yards .....	65 (TD), Jerand Bradley vs. Iowa State (8/23/2025)
Had a reception of 70 or more yards .....	80, Deuce Vaughn vs. Kansas (11/26/2022)
Had a reception of 80 or more yards .....	80, Deuce Vaughn vs. Kansas (11/26/2022)
Had a reception of 90 or more yards .....	90 (TD), Tyler Lockett vs. Oklahoma (11/23/2013)

### Touchdowns

Had 2 or more touchdown receptions .....	2, Jayce Brown at Iowa State (11/30/2024)
Had 3 or more touchdown receptions .....	3, Byron Pringle at Oklahoma State (11/18/2017)
Had two players with 2 or more touchdown receptions .....	2, Tyler Lockett and 2, Curry Sexton vs. Texas Tech (10/4/2014)

## K-STATE MISCELLANEOUS OFFENSE

Have two 100-yard rushers and a 100-yard receiver .....	Jesse Ertz (170 rush), Justin Silmon (133 rush) and Byron Pringle (126 rec) at TCU (12/3/2016)
Have a 100-yard rusher and two 100-yard receivers .....	DJ Giddens (128 rush), RJ Garcia II (119 rec) and Ben Sinnott (100 rec) vs. SEMO (9/2/2023)
Have a 100-yard rusher, 100-yard receiver and 300-yard passer .....	James Johnson (129 rush) Jordy Nelson (125 rec), Deon Murphy (106 rec) and Josh Freeman (320 pass) at NU (11/10/2007)
Have a player with 300 yards passing and 100 yards rushing .....	Michael Bishop (341 pass/101 rush) vs. Texas A&M (12/5/1998)
Have a player with 100 yards passing and rushing .....	Avery Johnson (110 rush/156 pass) vs. Arizona (9/13/2024)

**Have a player with 300 or more yards of total offense.....361, Avery Johnson (318 pass/43 rush) vs. North Dakota (8/30/2025)**

Have a player with 400 or more yards of total offense.....413, Jake Waters (400 pass/13 rush) at West Virginia (11/20/2014)

Have a player with 300 or more all-purpose yards .....	321, Tyler Lockett (196 rec/66 pr/59 kr) at West Virginia (11/20/2014)
Have a player with 6 or more touchdowns responsible for .....	7, Collin Klein (3 pass/4 rush) at West Virginia (10/20/2012)
Have a player with 4 or more touchdowns scored .....	5, Avery Johnson (5 rush) at Texas Tech (10/14/2023)

**Game-winning TD with less than 1:00 ... 0:42, A. Johnson to J. Jackson vs. N. Dakota (8/30/2025)**

Game-winning TD in overtime .....	Byron Pringle at Texas Tech (11/4/2017)
Walk-off TD in overtime .....	Collin Klein vs. Texas A&M (11/12/2011)
Two-point Conversion .....	Garrett Oakley vs. Rutgers (12/26/2024)
TD on an offensive fumble recovery .....	Tramaine Thompson (0 yds) vs. Texas A&M (11/12/2011)

## K-STATE TEAM DEFENSE

### Total Defense

Allow 250 or fewer total yards .....	232 (121 rush/111 pass), at Houston (11/2/2024)
Allow 200 or fewer total yards .....	134 (36 rush/98 pass), vs. UT Martin (8/31/2024)
Allow 150 or fewer total yards .....	134 (36 rush/98 pass), vs. UT Martin (8/31/2024)
Allow 100 or fewer total yards .....	53 (46 rush/5 pass), vs. Ball State (9/16/2000)

Allow 450 or more total yards .....	490 (126 rush/364 pass), vs. Oklahoma State (9/28/2024)
Allow 500 or more total yards .....	550 (220 rush/330 pass), at Oklahoma (9/24/2022)
Allow 550 or more total yards .....	550 (220 rush/330 pass), at Oklahoma (9/24/2022)
Allow 600 or more total yards .....	608 (334 rush/274 pass), vs. Texas (12/5/2020)

### Rushing Defense

Allowed 100 or fewer rushing yards .....	-29, at Colorado (10/12/2024)
Allowed 50 or fewer rushing yards .....	-29, at Colorado (10/12/2024)
Allowed 10 or fewer rushing yards .....	-29, at Colorado (10/12/2024)
Allowed negative rushing yards .....	-29, at Colorado (10/12/2024)

Allowed 250 or more rushing yards .....	258, vs. Iowa State (11/25/2023)
Allowed 300 or more rushing yards .....	334, vs. Texas (12/5/2020)
Allowed 350 or more rushing yards .....	373, at Oklahoma State (9/28/2019)
Allowed 400 or more rushing yards .....	451 vs. Nebraska (10/7/2010)

### Rushing Touchdown Defense

Did not allow a rushing touchdown .....	vs. Cincinnati (11/23/2024)
Did not allow a rushing touchdown in consec. games .....	2, vs. Arizona State (11/16/2024) and vs. Cincinnati (11/23/2024)

**Allowed 3 or more rushing touchdowns.....4, vs. North Dakota (8/30/2025)**

**Allowed 4 or more rushing touchdowns.....4, vs. North Dakota (8/30/2025)**  
Allowed 5 or more rushing touchdowns.....7, vs. Texas (12/5/2020)

### Passing Defense

Allowed 200 or fewer passing yards .....	183, vs. Iowa State (8/23/2025)
Allowed 100 or fewer passing yards .....	98, vs. UT Martin (8/31/2024)
Allowed 50 or fewer passing yards .....	5, vs. Ball State (9/16/2000)

Allowed 350 or more passing yards .....	388, at Colorado (10/12/2024)
Allowed 400 or more passing yards .....	425, at Oklahoma State (11/18/2017)
Allowed 450 or more passing yards .....	457, vs. Oklahoma State (11/5/2016)

### Passing Touchdown Defense

Did not allow a passing touchdown .....	vs. Arizona (9/13/2024)
Did not allow a passing touchdown in consec. games .....	vs. NC State (12/28/2023) and vs. UT Martin (8/31/2024)

Allowed 3 or more passing touchdowns .....	3, vs. Arizona State (11/16/2024)
Allowed 4 or more passing touchdowns .....	4, vs. Baylor (11/11/2023)
Allowed 5 or more passing touchdowns .....	5, vs. Alabama (12/31/2022)



## Tackles for Loss

Recorded 8 or more TFLs.....	10, vs. North Dakota (8/30/2025)
Recorded 10 or more TFLs.....	10, vs. North Dakota (8/30/2025)
Recorded 11 or more TFLs.....	11, at Tulane (9/7/2024)
Recorded 12 or more TFLs.....	13, at Baylor (11/28/2020)
Recorded 13 or more TFLs.....	13, at Baylor (11/28/2020)
Recorded 14 or more TFLs.....	14, vs. Baylor (11/1/2003)
Did not have a TFL.....	at Iowa State (10/13/2012)

## Sacks

Recorded 4 or more sacks.....	4, vs. Iowa State (8/23/2025)
Recorded 6 or more sacks.....	6, at Colorado (10/12/2024)
Recorded 7 or more sacks.....	7, at Baylor (11/28/2020)
Recorded 8 or more sacks.....	8, vs. Baylor (11/1/2003)
Recorded 9 or more sacks.....	9, at Kansas (10/7/2000)
Did not have a sack.....	vs. Oklahoma State (9/28/2024)

## Forced Turnovers

Recovered 3 or more fumbles.....	3, vs. Houston (11/11/2023)
Recovered 4 or more fumbles.....	4, vs. Iowa State (11/21/2015)
Recovered 5 or more fumbles.....	5, at Kansas (11/2/2002)

Intercepted 3 or more interceptions.....	3, at Texas Tech (10/14/2023)
Intercepted 4 or more interceptions.....	4, vs. Missouri (9/10/2022)
Intercepted 5 or more interceptions.....	5, vs. Texas (11/6/2010)

Forced 5 or more turnovers.....	6, at Kansas (11/30/2013)
Forced 6 or more turnovers.....	6, at Kansas (11/30/2013)

## First Downs Allowed

Allowed 15 or fewer first downs.....	10, at Houston (11/2/2024)
Allowed 10 or fewer first downs.....	10, at Houston (11/2/2024)
Allowed 5 or fewer first downs.....	5, vs. Bowling Green (9/7/2019)

Allowed 25 or more first downs.....	25 (7r/15p/3pn), vs. Oklahoma State (9/28/2024)
Allowed 30 or more first downs.....	32 (15r/15p/2pn), at Oklahoma (10/27/2018)
Allowed 35 or more first downs.....	38 (17r/19p/2pn), at Baylor (10/6/2018)

## Team Defensive Miscellaneous

Scored a safety.....	vs. Kansas (10/26/2024)
Scored two safeties.....	at Nebraska (11/12/2005)
Scored two safeties in one quarter.....	at Nebraska; 3rd quarter (11/12/2005)

# K-STATE INDIVIDUAL DEFENSE

## Tackles

Had 10 or more tackles.....	10, Austin Romaine vs. North Dakota (8/30/2025)
Had 12 or more tackles.....	12, VJ Payne and Austin Romaine at Iowa State (11/30/2024)
Had 13 or more tackles.....	13, Daniel Green at Baylor (11/28/2020)
Had 14 or more tackles.....	14, D.J. Reed at Iowa State (10/29/2016)
Had 15 or more tackles.....	17, Charmeachelle Moore vs. West Virginia (12/5/2015)

## Tackles for Loss

Had 3 or more tackles for loss.....	3.0, Khalid Duke vs. Troy (9/9/2023)
Had 4 or more tackles for loss.....	4.0, Felix Anudike-Uzomah vs. TCU (10/30/2021)
Had 5 or more tackles for loss.....	5.0, Ian Campbell vs. Illinois State (9/2/2006)

## Sacks

Had 2 or more sacks.....	2.0, Cody Stufflebean vs. North Dakota (8/30/2025)
Had 3 or more sacks.....	3.0, Brendan Mott at West Virginia (11/19/2022)
Had 4 or more sacks.....	4.0, Felix Anudike-Uzomah vs. TCU (10/30/2021)

## Interceptions

Intercepted 2 or more passes.....	2, Jacob Parrish at Texas (11/4/2023)
Intercepted 3 or more passes.....	3, Allen Chapman vs. Oklahoma State (11/3/2012)
Intercepted 4 or more passes.....	4, Jaime Mendez vs. Temple (9/26/1992)

## Pass Breakups

Had 3 or more pass breakups.....	3, Jacob Parrish vs. Cincinnati (11/23/2024)
Had 4 or more pass breakups.....	4, Justin Gardner at TCU (10/10/2020)
Had 5 or more pass breakups.....	6, Terence Newman at Oklahoma (9/29/2001)

## Fumbles

Forced 2 or more fumbles.....	2, Felix Anudike-Uzomah vs. TCU (10/30/2021)
Recovered 2 or more fumbles.....	2, Ian Campbell vs. Baylor (10/27/2007)

## Scoring

TD on an interception return.....	Marques Sigle (43 yards) at West Virginia (10/19/2024)
TD on a fumble return.....	Jack Fabris (60 yards) at Tulane (9/7/2024)
Safety via tackle in end zone.....	Damian Ilalio vs. Kansas (10/26/2024)

# K-STATE INDIVIDUAL SPECIAL TEAMS

## Kickoff Returns

Had 150 or more KOR yards.....	152, D.J. Reed at Kansas (10/28/2017)
Had 200 or more KOR yards.....	201, Morgan Burns vs. West Virginia (12/5/2015)

TD on a kickoff return.....	Malik Knowles (93 yds) vs. Oklahoma (10/2/2021)
Had 2 or more KOR touchdowns.....	2, Brandon Banks (91 and 92 yds) vs. Tenn. Tech (9/26/2009)
Had KOR touchdowns in consec. games.....	2, Malik Knowles (99 yds) at Oklahoma State and (93 yds) vs. Oklahoma (2021)
Had a KOR touchdown to open a game.....	Joshua Youngblood (93 yds) vs. Iowa State (11/30/2019)

## Punt Returns

Had 75 or more punt return yards.....	76, Phillip Brooks vs. Missouri (9/10/2022)
Had 100 or more punt return yards.....	189, Phillip Brooks vs. Kansas (10/24/2020)
Had 125 or more punt return yards.....	189, Phillip Brooks vs. Kansas (10/24/2020)
Had 150 or more punt return yards.....	189, Phillip Brooks vs. Kansas (10/24/2020)

TD on a punt return.....	Dylan Edwards (71 yds) vs. Arizona (9/13/2024)
2 TDs on a punt returns.....	Phillip Brooks (55 yds and 52 yds) vs. Kansas (10/24/2020)
Had punt return TDs in consec. games.....	2, Aaron Lockett (69 yds) vs. Louisiana Tech and (84 yds) vs. Ball State (2000)
Had punt return TDs in 3 consec. games.....	3, David Allen (63 yds) vs. Indiana State; (69 yds) vs. Northern Illinois; (93 yds) vs. Texas (1998)

## Field Goals/PATs

Had 3 or more field goals.....	3, Chris Tennant at BYU (9/21/2024)
Had 4 or more field goals.....	4, Blake Lynch vs. Texas Tech (11/17/2018)
Had 5 or more field goals.....	5, Jamie Rheem at Texas (10/2/1999)
Game-winning FG with less than one minute.....	OT (31 yds), Ty Zentner vs. TCU (12/3/2022)

Made a 47-yd FG or longer.....	47, Chris Tennant at Houston (11/2/2024)
Made a 48-yd FG or longer.....	51, Chris Tennant vs. Kansas (10/26/2024)
Made a 49-yd FG or longer.....	51, Chris Tennant vs. Kansas (10/26/2024)
Made a 50-yd FG or longer.....	51, Chris Tennant vs. Kansas (10/26/2024)
Made a 51-yd FG or longer.....	51, Chris Tennant vs. Kansas (10/26/2024)
Made a 52-yd FG or longer.....	53, Ty Zentner at West Virginia (11/19/2022)
Made a 53-yd FG or longer.....	53, Ty Zentner at West Virginia (11/19/2022)
Made a 54-yd FG or longer.....	54, Matthew McCrane at Texas (10/7/2017)
Made a 55-yd FG or longer.....	55, Jeff Snodgrass vs. North Texas (9/24/2005)

## Made 5 or more PATs..... 5, Luis Rodriguez vs. North Dakota (8/30/2025)

Made 6 or more PATs.....	6, Chris Tennant at West Virginia (10/19/2024)
Made 7 or more PATs.....	8, Chris Tennant vs. Baylor (11/11/2023)
Made 8 or more PATs.....	8, Chris Tennant vs. Baylor (11/11/2023)

## Blocked Kicks/Onside Kick

Blocked an extra point.....	Nate Matlack at Kansas (11/18/2023)
Blocked a field goal.....	Marques Sigle at Oklahoma State (10/6/2023)
Blocked a punt.....	Ty Bowman vs. UT Martin (8/31/2024)
Had 2 or more blocked kicks.....	2, Raphael Guidry (2 FGs) at Texas Tech (10/15/2011)
TD on blocked field goal.....	Kip Daily (65 yds) at Oklahoma State (10/5/2013)
TD on blocked punt return.....	Colby McCalister (1 yd) vs. UT Martin (8/31/2024)
Defensive extra point.....	Keenan Garber (91-yd blocked XP return) at Kansas (11/18/2023)
Recovered an onside kick.....	Jayd Kirby at Stanford (9/2/2016)



## OPPONENT INDIVIDUAL RUSHING

### Attempts

Had 25 or more rushing attempts .....	25, Cam Skattebo, Arizona State (11/16/2024)
Had 30 or more rushing attempts .....	30, Bijan Robinson, Texas (11/5/2022)

### Yards

Rushed for 100 or more yards .....	113, Antwan Raymond, Rutgers (12/26/2024)
Rushed for 150 or more yards .....	276, Abu Sama, Iowa State (11/25/2023)
Rushed for 200 or more yards .....	276, Abu Sama, Iowa State (11/25/2023)
Had two 100-yard rushers .....	221, Kylin Hill and 159, Nick Fitzgerald, Miss. State (9/8/2018)

Had a run of 60 or more yards .....	65, Antwan Raymond, Rutgers (12/26/2024)
Had a run of 70 or more yards .....	77 (TD), Abu Sama, Iowa State (11/25/2023)
Had a run of 80 or more yards .....	84 (TD), Chuba Hubbard, Oklahoma State (9/28/2019)
Had a run of 90 or more yards .....	91 (TD), David Thompson, Oklahoma State (11/18/1995)

### Touchdowns

Rushed for 3 or more touchdowns .....	3, Antwan Raymond, Rutgers (12/26/2024)
Rushed for 4 or more touchdowns .....	4, Taylor Martinez, Nebraska (10/7/2010)
Had two players rush for 2 or more TDs .....	3, Bijan Robinson and Roschon Johnson, Texas (12/5/2020)

## OPPONENT INDIVIDUAL PASSING

### Attempts

Had 30 or more pass attempts .....	38, Jerry Kaminski, North Dakota (8/30/2025)
Had 40 or more pass attempts .....	40, Shedeur Sanders, Colorado (10/12/2024)
Had 45 or more pass attempts .....	50, Alan Bowman, Oklahoma State (9/28/2024)
Had 50 or more pass attempts .....	50, Alan Bowman, Oklahoma State (9/28/2024)

### Completions

Had 20 or more pass completions .....	23, Jerry Kaminski, North Dakota (8/30/2025)
Had 25 or more pass completions .....	34, Shedeur Sanders, Colorado (10/12/2024)
Had 30 or more pass completions .....	34, Shedeur Sanders, Colorado (10/12/2024)
Had 40 or more pass completions .....	45, Patrick Mahomes, Texas Tech (10/8/2016)

### Yards

Threw for 250 or more yards .....	275, Sam Leavitt, Arizona State (11/16/2024)
Threw for 300 or more yards .....	388, Shedeur Sanders, Colorado (10/12/2024)
Threw for 350 or more yards .....	388, Shedeur Sanders, Colorado (10/12/2024)
Threw for 400 or more yards .....	425, Mason Rudolph, Oklahoma State (11/18/2017)

Had a pass of 50 or more yards .....	60, Athan Kaliakmanis, Rutgers (12/26/2024)
Had a pass of 60 or more yards .....	60, Athan Kaliakmanis, Rutgers (12/26/2024)
Had a pass of 70 or more yards .....	77 (TD), Alan Bowman, Oklahoma State (9/28/2024)
Had a pass of 80 or more yards .....	82 (TD), Rocco Becht, Iowa State (11/25/2023)
Had a pass of 90 or more yards .....	95 (TD), Carter Stanley, Kansas (11/26/2016)

### Touchdowns

Threw 3 or more touchdowns .....	3, Sam Leavitt, Arizona State (11/16/2024)
Threw 4 or more touchdowns .....	4, Blake Shapen, Baylor (11/11/2023)

## OPPONENT INDIVIDUAL RECEIVING

### Receptions

Had 8 or more receptions .....	8, Tony Johnson, Cincinnati (11/23/2024)
Had 10 or more receptions .....	12, Jordyn Tyson, Arizona State (11/16/2024)
Had 12 or more receptions .....	12, Jordyn Tyson, Arizona State (11/16/2024)
Had 14 or more receptions .....	15, Sterling Shepard, Oklahoma (10/18/2014)

### Yards

Had 100 or more receiving yards .....	105, Ian Strong, Rutgers (12/26/2024)
Had 150 or more receiving yards .....	176, Jordyn Tyson, Arizona State (11/16/2024)
Had 200 or more receiving yards .....	233, Steven Sims, Kansas (10/28/2017)
Had two 100-yard receivers .....	110, Devin Duvernay/110, Collin Johnson, Texas (11/9/2019)

### Touchdowns

Had 2 or more touchdown receptions .....	2, Tony Johnson, Cincinnati (11/23/2024)
Had 3 or more touchdown receptions .....	3, Sam James, West Virginia (11/19/2022)
Had 2 players with 2 or more TD catches .....	Ka'Raun White (2) and David Sills V (2), WVU (11/11/2017)

## OPPONENT INDIVIDUAL DEFENSE

### Tackles

Had 10 or more tackles .....	11, Michael Batton, Houston (11/2/2024)
Had 12 or more tackles .....	15, Beau Freyler, Iowa State (11/25/2023)
Had 13 or more tackles .....	15, Beau Freyler, Iowa State (11/25/2023)
Had 14 or more tackles .....	15, Beau Freyler, Iowa State (11/25/2023)
Had 15 or more tackles .....	15, Beau Freyler, Iowa State (11/25/2023)

### Tackles for Loss

Had 3 or more tackles for loss .....	4.0, Brian Branch, Alabama (12/31/2022)
Had 4 or more tackles for loss .....	4.0, Brian Branch, Alabama (12/31/2022)

### Sacks

Had 2 or sacks .....	2.0, B.J. Green, Colorado (10/12/2024)
Had 3 or sacks .....	3.0, Gabe Hall, Baylor (11/20/2021)
Had 4 or sacks .....	4.0, Mike Mamula, Boston College (12/25/1994)

### Interceptions/Pass Breakups

Intercepted 2 or more passes .....	2, Cameron Epps, Oklahoma State (10/6/2023)
Had 3 or more pass breakups .....	4, Myles Purchase, Iowa State (11/25/2023)
Had 4 or more pass breakups .....	4, Myles Purchase, Iowa State (11/25/2023)

### Fumbles

Forced 2 or more fumbles .....	2, Will McDonald, Iowa State (11/21/2020)
Recovered 2 or more fumbles .....	2, Jacques Smith, Missouri (11/13/2010)

### Scoring

TD on an interception return .....	Cameron Epps (35 yds), Oklahoma State (10/6/2023)
TD on a fumble return .....	Tommy Prassas (30 yds), BYU (9/21/2024)
Safety via tackle in end zone .....	Dee Winters, TCU (10/30/2021)

## OPPONENT INDIVIDUAL SPECIAL TEAMS

### Kickoff Returns

Had 125 or more KOR yards .....	152, Shaadie Clayton-Johnson, Tulane (9/7/2024)
Had 150 or more KOR yards .....	152, Shaadie Clayton-Johnson, Tulane (9/7/2024)
TD on a kickoff return .....	Darryl Surgent (100 yds), Louisiana (9/7/2013)

### Punt Returns

Had 75 or more punt return yards .....	90, Parker Kingston, BYU (9/21/2024)
Had 100 or more punt return yards .....	101, Josh Cameron, Baylor (11/11/2023)
TD on a punt return .....	Parker Kingstron (90 yds), BYU (9/21/2024)

### Field Goals

Had 3 or more field goals .....	4, Bert Auburn, Texas (11/4/2023)
Had 4 or more field goals .....	4, Bert Auburn, Texas (11/4/2023)
Game-winning FG with less than one minute .....	0:00 (61 yds), Harrison Mevis, Missouri (9/16/2023)

### Blocked Kicks/Onside Kick

Blocked an extra point .....	Latrell McCutchin Sr., Houston (11/2/2024)
Blocked a field goal .....	Darien Porter, Iowa State (11/30/2024)
Blocked a punt .....	Jordan Sterns, Oklahoma State (11/1/2014)
TD on blocked punt return .....	D.J. Adeoba (26 yds), Massachusetts (9/5/2009)
Defensive extra point .....	Darrent Williams (85-yd blocked XP return), Oklahoma State (10/12/2002)
Recovered an onside kick .....	Baylor (11/11/2023)





## RECORDS WATCH

### INDIVIDUAL

#### CAREER RUSHING YARDS [QUARTERBACK]

Rk	Player, Years	Yds
1.	El Roberson, 2000-03.....	2,818
2.	Collin Klein, 2009-12.....	2,485
3.	Jesse Ertz, 2014-17.....	1,399
4.	Michael Bishop, 1997-98.....	1,314
5.	Skylar Thompson, 2017-21.....	1,087
	<b>Avery Johnson, 2023-25.....</b>	<b>965</b>

#### CAREER RUSHING YARDS PER CARRY [MIN. 200 ATT.]

Rk	Player, Years	Att	Yds	Avg.
1.	Darren Sproles, 2001-04.....	815	4,979	6.11
2.	DJ Giddens, 2022-24.....	517	3,087	5.97
3.	Alex Barnes, 2016-18.....	458	2,616	5.71
4.	James Johnson, 2006-07.....	272	1,509	5.55
5.	Deuce Vaughn, 2020-22.....	651	3,604	5.54
6.	Jesse Ertz, 2014-17.....	256	1,399	5.46
7.	Daniel Thomas, 2009-10.....	545	2,850	5.23
8.	Marlon Charles, 1996-98.....	225	1,133	5.04
9.	Eric Hickson, 1994-95, 97-98.....	507	2,537	5.00
10.	John Hubert, 2010-13.....	599	2,993	5.00
	<b>Avery Johnson, 2023-25.....</b>	<b>180</b>	<b>965</b>	<b>5.36</b>

#### CAREER COMPLETIONS

Rk	Player, Year	Comp
1.	Josh Freeman, 2006-08.....	680
2.	Skylar Thompson, 2017-21.....	552
3.	Lynn Dickey, 1968-70.....	501
4.	Will Howard, 2020-23.....	458
5.	Carl Straw, 1987-90.....	448
6.	Jake Waters, 2013-14.....	421
7.	Chad May, 1993-94.....	385
8.	Collin Klein, 2009-12.....	370
9.	Darrell Dickey, 1979-82.....	319
10.	El Roberson, 2000-03.....	307
	<b>Avery Johnson, 2023-25.....</b>	<b>303</b>

#### CAREER COMPLETION PERCENTAGE [MIN. 400 ATT.]

Rk	Player, Years	Cpl	Att	Pct
1.	Jake Waters, 2013-14.....	421	657	64.08
2.	Carson Coffman, 2007-10.....	270	426	63.38
3.	Skylar Thompson, 2017-21.....	552	885	62.37
4.	Collin Klein, 2009-12.....	370	604	61.26
5.	<b>Avery Johnson, 2023-25.....</b>	<b>303</b>	<b>511</b>	<b>59.29</b>
	Josh Freeman, 2006-08.....	680	1,151	59.08

#### CAREER PASSING YARDS

Rk	Player, Years	Yds
1.	Josh Freeman, 2006-08.....	8,078
2.	Skylar Thompson, 2017-21.....	7,134
3.	Lynn Dickey, 1968-70.....	6,208
4.	Jake Waters, 2013-14.....	5,970
5.	Will Howard, 2020-23.....	5,786
6.	Chad May, 1993-94.....	5,253
7.	Carl Straw, 1987-90.....	5,223
8.	El Roberson, 2000-03.....	5,099
9.	Collin Klein, 2009-12.....	4,724
10.	Jonathan Beasley, 1996-97, 1999-2000.....	4,642
	<b>Avery Johnson, 2023-25.....</b>	<b>3,782</b>

#### CAREER PASSING YARDS PER GAME [MIN. 10 GAMES]

Rk	Player, Years	Gms	Yds	Avg.
1.	Chad May, 1993-94.....	22	5,253	238.8
2.	Josh Freeman, 2006-08.....	35	8,078	230.8
3.	Jake Waters, 2013-14.....	26	5,970	229.6
4.	Lynn Dickey, 1968-70.....	31	6,208	200.3
5.	Michael Bishop, 1997-98.....	23	4,401	191.3
6.	Will Howard, 2020-23.....	34	5,786	170.2
7.	<b>Avery Johnson, 2023-25.....</b>	<b>23</b>	<b>3,782</b>	<b>164.4</b>
8.	Carl Straw, 1987-90.....	32	5,223	163.2
9.	Skylar Thompson, 2017-21.....	45	7,134	158.5
10.	Paul Watson, 1988-91.....	28	3,963	141.5

#### CAREER PASSING TOUCHDOWNS

Rk	Player, Years	TDs
1.	Will Howard, 2020-23.....	48
2.	Josh Freeman, 2006-08.....	44
3.	Skylar Thompson, 2017-21.....	42
4.	Jake Waters, 2013-14.....	40
5.	El Roberson, 2000-03.....	37
6.	Michael Bishop, 1997-98.....	36
7.	<b>Avery Johnson, 2023-25.....</b>	<b>35</b>

#### CAREER PASSING EFFICIENCY

Rk	Player, Years	Rating (C-A; Yds; TDs; INTs)
1.	Jake Waters, 2013-14.....	155.6 (421-657; 5,970; 40; 16)
2.	Matt Miller, 1994-95.....	152.6 (158-252; 2,096; 22; 11)
3.	Michael Bishop, 1997-98.....	147.6 (244-480; 4,401; 36; 12)
4.	Skylar Thompson, 2017-21.....	142.1 (552-885; 7,134; 42; 16)
5.	<b>Avery Johnson, 2023-25.....</b>	<b>140.2 (303-511; 3,782; 35; 10)</b>
6.	Collin Klein, 2009-12.....	138.4 (370-604; 4,724; 30; 15)
7.	Brian Kavanagh, 1993-96.....	135.4 (205-348; 2,352; 25; 7)
8.	Will Howard, 2020-23.....	135.1 (458-779; 5,786; 48; 25)
9.	Carson Coffman, 2007-10.....	134.0 (270-426; 3,224; 17; 13)
10.	Jonathan Beasley, 1996-97, 99-2000.....	132.7 (259-544; 4,642; 33; 18)

#### SINGLE-GAME RECEPTIONS

Rk	Player vs./at Opponent, Date	Rec	Yds
1.	Jordy Nelson vs. Missouri State, 9/15/2007.....	15	209
	Jordy Nelson at Fresno State, 11/24/2007.....	15	165
3.	Tyler Lockett at Baylor, 12/6/2014.....	14	158
4.	Tyler Lockett vs. UCLA, 1/2/2015.....	13	164
	Tyler Lockett at Texas, 9/21/2013.....	13	237
	Michael Smith vs. Missouri, 10/21/1989.....	13	166
7.	<b>Seven Times.....</b>	<b>12</b>	
	<b>Last: Jayce Brown vs. North Dakota, 8/30/2025.....</b>	<b>12</b>	<b>109</b>

#### CAREER RECEIVING YARDS PER GAME [MIN. 15 GAMES]

Rk	Player, Years	Gms	Yds	Avg.
1.	Quincy Morgan, 1999-2000.....	24	2,173	90.5
2.	Tyler Lockett, 2011-14.....	47	3,710	78.9
3.	Jordy Nelson, 2005-07.....	36	2,822	78.4
4.	Brandon Banks, 2008-09.....	24	1,754	73.1
5.	Kevin Lockett, 1993-96.....	44	3,032	68.9
6.	Darnell McDonald, 1997-98.....	23	1,533	66.7
7.	James Terry, 2002-03.....	27	1,793	66.4
8.	Mack Herron, 1968-69 [RB].....	19	1,244	65.5
9.	Dave Jones, 1966-68.....	30	1,904	63.5
10.	Michael Smith, 1998-91.....	42	2,457	58.5
	<b>Jayce Brown, 2023-25.....</b>	<b>25</b>	<b>1,447</b>	<b>57.9</b>

#### CAREER YARDS PER RECEPTION [MIN. 50 CATCHES]

Rk	Player, Years	Rec	Yds	Avg.
1.	Quincy Morgan, 1999-2000.....	106	2,173	20.50
2.	Byron Pringle, 2016-17.....	69	1,355	19.64
3.	James Terry, 2002-03.....	92	1,793	19.49
4.	Charlie Green, 1976-78.....	81	1,441	17.79
5.	Aaron Lockett, 1998-2001.....	137	2,400	17.52
6.	Russ Campbell, 1989-91.....	67	1,150	17.16
7.	Dalton Schoen, 2016-19.....	92	1,569	17.05
8.	Mike Wallace, 1981-84.....	92	1,549	16.84
9.	John Liebe, 1976-77, 1979-80.....	69	1,149	16.65
10.	Andre Coleman, 1990-93.....	95	1,556	16.38
	<b>Jayce Brown, 2023-25.....</b>	<b>90</b>	<b>1,447</b>	<b>16.08</b>

#### CAREER TOUCHDOWN RECEPTIONS

Rk	Player, Years	TDs
1.	Tyler Lockett, 2011-14.....	29
2.	Kevin Lockett, 1993-96.....	26
3.	Quincy Morgan, 1999-2000.....	23
4.	Jordy Nelson, 2005-07.....	20
5.	James Terry, 2002-03.....	18
6.	Darnell McDonald, 1997-98.....	15
7.	Phillip Brooks, 2018-23.....	14
	Malik Knowles, 2018-22.....	14
	Aaron Lockett 1998-2001.....	14
10.	Chris Harper, 2010-12.....	12
	Andre Coleman, 1990-93.....	12
	<b>Jayce Brown, 2023-24.....</b>	<b>10</b>

#### CAREER TOUCHDOWN RECEPTIONS [TIGHT END]

Rk	Player, Years	TDs
1.	Ben Sinnott, 2021-23.....	10
	Henry Childs, 1971-73.....	10
3.	<b>Garrett Oakley, 2023-25.....</b>	<b>7</b>
4.	Justin Swift, 1995-98.....	6
	Brian Lojka, 1993-95.....	6

#### CAREER RECEIVING YARDS

Rk	Player, Years	Yds
1.	Tyler Lockett, 2011-14.....	3,710
2.	Kevin Lockett, 1993-96.....	3,032
3.	Jordy Nelson, 2005-07.....	2,822
4.	Michael Smith, 1988-91.....	2,457
5.	Aaron Lockett, 1998-2001.....	2,400
6.	Quincy Morgan, 1999-2000.....	2,173
7.	Phillip Brooks, 2018-23.....	2,127
8.	Dave Jones, 1966-68.....	1,904
9.	Malik Knowles, 2018-22.....	1,867
10.	Mitch Running, 1992-95.....	1,821
	<b>Jayce Brown, 2023-25.....</b>	<b>1,447</b>

#### CAREER TOUCHDOWN RESPONSIBILITY

Rk	Player, Years	TDs
1.	Collin Klein, 2009-12.....	87
2.	El Roberson, 2000-03.....	77
3.	Skylar Thompson, 2017-21.....	68
4.	Will Howard, 2020-23.....	67
5.	Josh Freeman, 2006-08.....	64
6.	Jonathan Beasley, 1996-97, 1999-2000.....	59
	Michael Bishop, 1997-98.....	59
8.	Jake Waters, 2013-14.....	55
9.	<b>Avery Johnson, 2023-24.....</b>	<b>50</b>



## QUICK FACTS

Capacity .....	50,000
Surface .....	AstroTurf RootZone Trionic 3D
All-Time Record .....	227-128-3 (.638)
Record as Bill Snyder Family Stadium .....	93-36 (.721)
Longest Winning Streak .....	25
Began .....	Oct. 26, 1996 (42-35 win vs. Oklahoma)
Snapped .....	Oct. 14, 2000 (41-31 loss to Oklahoma)
Winning Seasons .....	40
Undefeated Seasons .....	6 (1992, 1993, 1997, 1998, 1999, 2012)
Most Home Games .....	8 (2002, 2003, 2006, 2013)
Most Home Victories .....	7 (1998, 1999, 2002, 2003, 2012)
First Game .....	Sept. 21, 1968
	21-0 win vs. Colorado State
First Game as Bill Snyder Family Stadium .....	Nov. 19, 2005
	36-28 win vs. Missouri
Record Attendance .....	53,811
	29-28 win vs. Nebraska; Nov. 11, 2000

## LARGEST CROWDS

1. Nebraska – Nov. 11, 2000 .....	53,811
2. Oklahoma State – Nov. 1, 2014 .....	53,746
3. TCU – Oct. 10, 2015 .....	53,671
4. Louisiana Tech – Sept. 19, 2015 .....	53,671
5. Kansas – Nov. 29, 2014 .....	53,439
6. North Dakota State – Aug. 30, 2013 .....	53,351
7. Oklahoma – Oct. 16, 2004 .....	53,310
8. Iowa State – Nov. 21, 2015 .....	53,297
South Dakota – Sept. 5, 2015 .....	53,297
10. Louisiana – Sept. 7, 2013 .....	53,073
11. Auburn – Sept. 18, 2014 .....	53,046
12. Oklahoma – Oct. 14, 2000 .....	53,011
13. Massachusetts – Sept. 14, 2013 .....	52,958
14. West Virginia – Dec. 5, 2015 .....	52,918
15. UTEP – Sept. 27, 2014 .....	52,899
16. West Virginia – Oct. 26, 2013 .....	52,898
17. Texas – Oct. 25, 2014 .....	52,879
18. Oklahoma – Oct. 17, 2015 .....	52,867
19. Stephen F. Austin – Aug. 30, 2014 .....	52,830
20. Baylor – Oct. 12, 2013 .....	52,803
21. Oklahoma – Nov. 23, 2013 .....	52,803
22. Texas Tech – Oct. 4, 2014 .....	52,726
23. TCU – Nov. 16, 2013 .....	52,697
24. Kansas – Nov. 26, 2016 .....	52,637
25. TCU – Oct. 21, 2023 .....	52,580

# BILL SNYDER FAMILY STADIUM

58<sup>TH</sup> YEAR – 1968-2025



Renamed in honor of Hall of Fame coach Bill Snyder by a proclamation of the Kansas Board of Regents on Nov. 16, 2005, Bill Snyder Family Stadium is hosting its 58th season of Wildcat football this fall.

Originally named KSU Stadium, the facility was built at a cost of \$1.6 million and financed from student fees, athletics gate receipts and contributions. The stadium opened its doors Sept. 21, 1968, with a 21-0 shutout of Colorado State. The original seating capacity was set at 35,000, and an expansion in the summer of 1970 added 4,000 permanent bleachers on the east side and 3,000 temporary bleachers on the west side.

Following the 1998 season, the addition of a deck and sky suites on the east side of the stadium increased capacity to more than 50,000. On Nov. 11, 2000, 53,811 fans witnessed Kansas State's 29-28 win over Nebraska. It remains the largest crowd ever to witness a sporting event in the state of Kansas.

Bill Snyder Family Stadium's more recent changes include a \$75 million project to construct the West Stadium Center in 2013 and the new Vanier Football Complex, with full completion in time for the 2016 season.

Most recently completed is the Shamrock Zone in the south end zone, named on behalf of the Bill Ryan and Martin Ryan families who own and operate Shamrock Trading Corporation. The Shamrock Zone was completed in time for the 2021 season. The project has transformed the south concourse and includes permanent concessions and restrooms for the first time in the history of Bill Snyder Family Stadium, along with two new videoboards in the southwest and southeast corners of the stadium, the latter of which fans began enjoying in 2020.

