

100+ points

NUMBER TO KNOW

K-State has 100+ points in 2 of last 3 games



K-STATE

MEN'S BASKETBALL // 2025-26 GAME NOTES

32 NCAA TOURNAMENTS ■ 4 FINAL FOUR [1948, 1951, 1958, 1964] ■ 21 CONFERENCE TITLES

K-STATE WILDCATS

8-4
OVERALL

0-0
BIG 12

53
NET

58
KenPom

JEROME TANG

HEAD COACH
(Charter Oak State '07)

69-46

RECORD AT K-STATE /
4th SEASON

71-46

OVERALL /
4th SEASON

GAME 13



vs.



ULM WARHAWKS

3-10
OVERALL

0-0
SUN BELT

356
NET

358
KenPom

PHIL CUNNINGHAM

HEAD COACH
(Campbellsville '90)

3-10

RECORD AT ULM /
1st SEASON

83-121

OVERALL /
7th SEASON

2025-26 SCHEDULE/RESULTS

8-4	0-0	6-2	1-1	1-1
W-L	XFL	H	A	N
Fri 10/24	@Missouri (Exh.)			L, 91-100
Fri 10/31	NEWMAN (Exh.)			W, 112-90
Tue 11/4	UNC GREENSBORO			W, 93-64
Sat 11/8	BELLARMINE			W, 98-71
Thu 11/13	CALIFORNIA			W, 99-96
Mon 11/17	TULSA			W, 84-83
Thu 11/20	vs. Mississippi State^			W, 98-77
Fri 11/21	vs. Nebraska^			L, 85-86
Tue 11/25	@Indiana			L, 69-86
Mon 11/28	BOWLING GREEN			L, 66-82
Sat 12/6	SETON HALL			L, 67-78
Mon 12/8	MISSISSIPPI VALLEY			W, 108-49
Sat 12/13	@Creighton			W, 83-76
Sat 12/20	SOUTH DAKOTA			W, 106-76
Sun 12/28	ULM			1 p.m.
Sat 1/3	BYU*			12:30 p.m.
Wed 1/7	@Arizona*			8 p.m.
Sat 1/10	@Arizona State*			2 p.m.
Wed 1/14	UCF*			7 p.m.
Sat 1/17	@Oklahoma State*			9 p.m.
Tues 1/20	UTAH*			8 p.m.
Sat 1/24	KANSAS*			7 p.m.
Tue 1/27	@West Virginia*			7:30 p.m.
Sun 2/1	IOWA STATE*			1 p.m.
Sat 2/7	@TCU*			1 p.m.
Wed 2/11	CINCINNATI*			8 p.m.
Sat 2/14	@Houston*			8 p.m.
Tue 2/17	BAYLOR*			8 p.m.
Sat 2/21	@Texas Tech*			1:30 p.m.
Wed 2/25	@Colorado*			8 p.m.
Sat 2/28	TCU*			5:30 p.m.
Tue 3/3	WEST VIRGINIA*			7 p.m.
Sat 3/7	@Kansas*			1 p.m.

BIG 12 CHAMPIONSHIP [Kansas City, Mo.]

Tu-Sa 3/10-14 TBD tbd

^Hall of Fame Classic [Kansas City, Mo.]

Home Games in BOLD CAPS | *Big 12 Conference Game

NUMBERS TO KNOW

37.8

K-State is averaging 37.8 points in the paint through 12 games, which includes a school record-tying 56 vs. Cal, S. Dakota.

49.6

K-State is connecting on 49.6 percent (378-of-762) from the field through 12 games, including 55.6 percent from 2.

1056

K-State's 88.0 points are the most through the first 12 games of a season, eclipsing the 1008 scored in 1997-98.

1764

K-State now has 1,764 all-time wins, as the school entered 2025-26 ranking 43rd all-time among Division I schools.

SUNDAY, DECEMBER 28, 2025 /

1:01 pm [CT]

Bramlage Coliseum (11,010)

Manhattan, Kan.



Ben Boyle, *pxp*

Clint Stewart, *analyst*

Sophie Smith, *sideline reporter*



Wyatt Thompson, *pxp*

Stan Weber, *lead analyst*

Ch. 391

K-STATE SPORTS.COM

LIVE STATS

kstatesports.com

kstate.statbroadcast.com

SERIES HISTORY

Overall	First meeting
In Manhattan	First meeting
At Bramlage Coliseum	First meeting
Active Streak	n/a
First Meeting	n/a
Last Meeting	n/a
Jerome Tang vs. Phil Cunningham	0-0

STATISTICAL MATCHUP

		TEAM COMPARISON	
		2025-26 stats	
	NCAA Rk	Category	NCAA Rk
88.0	35	Scoring Offense	279
77.0	268	Scoring Defense	330
+11.0	92	Scoring Margin	330
49.6	39	FG Percentage	315
43.0	159	FG Percentage Defense	330
41.2	6	3-point FG Percentage	207
10.9	24	3-point FG/Game	150
71.3	195	FT Percentage	145
37.6	139	Rebounds/Game	290
+4.8	107	Rebounding Margin	342
19.2	16	Assists/Game	235
13.0	246	Turnovers/Game	278
+0.2	202	TO Margin	317
1.5	77	A/TO Ratio	278
6.8	210	Steals/Game	270
4.5	57	Blocks/Game	162

A K-STATE WIN WOULD...

- Be the first over ULM in the first-ever meeting.
- Make the Wildcats 22-5 all-time vs. Sun Belt teams.
- Move coach Jerome Tang to 46-11 at Bramlage Coliseum.
- Make them 137-16 in home non-conference play since 2006.
- Give the Wildcats a 197-66 non-conference mark since 2006.

K-STATE'S PROJECTED ROTATION (starters vs. South Dakota; stats from 2025-26 season)

Starters	Ht.	Wt.	Yr.-Exp.	Hometown	PPG	RPG	AST	FG%	3FG%	FT%	MPG
G 4 P.J. HAGGERTY	6-4	195	Jr.-TR	Crosby, Texas	22.8	4.8	4.6	51.9	40.0	72.7	32.4
The preseason All-American and nation's leading scorer (24.0 ppg.) has scored in double figures in all 12 games, including 8 games of 20 or more games with back-to-back 30-point performances.											
G 1 ABDI BASHIR JR.	6-7	175	Jr.-TR	Omaha, Neb.	13.0	2.3	2.4	44.4	48.9	60.0	23.2
Was one of the top scorers in the country as a sophomore at Monmouth in 2024-25; has scored in double figures in 9 of first 12 games while averaging 3.8 made 3-point field goals/game.											
G 34 NATE JOHNSON	6-3	215	Sr.-TR	Liberty Township, Ohio	12.3	5.3	3.9	50.9	42.6	80.0	30.7
The 2024-25 MAC Player and Defensive Player of the Year has scored in double figures in 8 of 12 games this season, including a near triple-double (22 points, 9 rebounds, 9 assists) in the opener.											
W 0 ELIAS RAPEIQUE	6-9	225	Jr.-TR	Berlin, Germany	3.4	2.8	1.5	43.2	36.4	38.5	17.0
The first-ever German-born player who was a member of the German U18 and U20 National Teams averaged 7.0 points, 6.0 rebounds and 3.5 assists in starts vs. MVSU and Creighton.											
W 21 KHAMARI MCGRIFF	6-9	230	Sr.-TR	Tallahassee, Fla.	10.3	4.4	1.0	72.1	33.3	66.7	19.9
The UNC Wilmington transfer has scored in double figures in 3 of last 4 games, averaging 10.5 points on 55.6 percent (15-of-27) shooting with 5.8 rebounds and 2.5 blocks in 22.3 minutes per game.											
Key Reserves	Ht.	Wt.	Yr.-Exp.	Hometown	PPG	RPG	AST	FG%	3FG%	FT%	MPG
G 3 C.J. Jones	6-5	195	Sr.-1L	East St. Louis, Ill.	3.8	2.4	1.3	37.2	33.3	80.0	16.8
W 6 Marcus Johnson	6-7	265	Sr.-TR	Akron, Ohio	0.8	1.3	0.0	25.0	25.0	—	4.4
G 10 David Castillo	6-1	180	So.-1L	Bartlesville, Okla.	13.7	2.3	2.5	49.6	42.2	82.1	23.7
W 14 Moli Ikegwuruka	6-6	220	Jr.-1L	Galway, Ireland	1.6	2.4	0.5	55.6	—	50.0	13.2
W 15 Taj Manning	6-7	230	So.-1L	Grandview, Mo.	1.8	3.0	0.1	46.7	0.0	100.0	8.7
W 22 Dorin Buca	7-2	254	Jr.-TR	Perugia, Italy	2.9	3.3	1.6 (bpg.)	47.6	0.0	70.6	10.8
W 23 Stephen Osei	6-10	200	So.-TR	Toronto, Ontario	0.7	1.0	0.0	33.3	—	—	2.9
W 47 Andrej Kostic	6-6	210	Fr.-TR	Belgrade, Serbia	4.1	2.0	1.2	35.1	30.4	80.0	10.9

■ QUICK FACTS

Kansas State University
Manhattan, KS 66502



Founded	1863
Enrollment	21,213 (Fall 2025)
Nickname	Wildcats
School Colors	Purple (PMS 2695C) and White
Conference	Big 12
President	Dr. Richard H. Linton (Virginia Tech '88, '91, '94) assumed the presidency on Feb. 14, 2022
Director of Athletics	Gene Taylor (Arizona State '80)
Faculty Athletics Representative	Dr. Shawna Jordan (K-State '96)

ALL-TIME RECORD

122nd season of Kansas State men's basketball	
First Year of Basketball	1903
Overall Record	1,764-1,259 (.583)
Postseason Tournament Appearances	40 (32 NCAA, 8 NIT)
Postseason Tournament Record	46-45 (.505)
NCAA Tournament Appearances	32
	22nd-most nationally in Division I
NCAA Tournament Record	40-36 (.533)
Conference Tournament Record (1977-present)	39-46 (.459)
Big 12 Championship Record (1996-present)	19-28 (.404)

BRAMLAGE COLISEUM

Opened	Nov. 26, 1988
	defeated Purdue, 81-77
Capacity	11,010
Overall Record	447-155 (.743)
Conference Record (Big Eight/12)	180-123 (.594)
Tang's Record at Bramlage Coliseum (Big 12)	45-11 (.804) / 21-7 (.750)

NCAA TOURNAMENT HISTORY

Appearances (32): 1948, 1951, 1956, 1958, 1959, 1961, 1964, 1968, 1970, 1972, 1973, 1975, 1977, 1980, 1981, 1982, 1987, 1988, 1989, 1990, 1993, 1996, 2008, 2010, 2011, 2012, 2014, 2017, 2018, 2019, 2023

First Four (1): 2017

Final Four (4): 1948, 1951, 1958, 1964

Elite Eight (13): 1951, 1958, 1959, 1961, 1964, 1972, 1973, 1975, 1981, 1988, 2010, 2018, 2023

Sweet 16 (18): 1951, 1956, 1958, 1959, 1961, 1964, 1968, 1970, 1972, 1973, 1975, 1977, 1981, 1982, 1988, 2010, 2018, 2023

NIT HISTORY

Appearances (8): 1976, 1992, 1994, 1998, 1999, 2007, 2009, 2024

NIT Final Four (1): 1994

CONFERENCE CHAMPIONSHIPS

Regular-Season Titles (21): 1917, 1919, 1951, 1956, 1958, 1959, 1960, 1961, 1963, 1964, 1968, 1970, 1972, 1973, 1977, 2013, 2019

CONFERENCE TOURNAMENT TITLES

Titles (2): 1977, 1980

Finals Appearances (8): 1977, 1978, 1980, 1981, 1988, 1993, 2010, 2013

■ MEDIA RESOURCES

CREDENTIALS

Outlets interested in obtaining credentials to cover K-State men's basketball home games must apply for credentials via Sports Systems. Applications should be submitted at least one week in advance of the game(s) one plans to cover. Please scan the QR code to the right.



2025-26 MEDIA GUIDE

Learn more about the 2025-26 men's basketball team by viewing the media guide. The 306-page guide includes bios, stats, records and historical information and photos about the K-State program. Please scan the QR code to the right.



2025-26 KANSAS STATE WILDCATS



ELIAS
RAPIEQUE

W / 6-9 / 225 / Jr-TR
 Berlin, Germany



ABDI
BASHIR JR.

G / 6-7 / 175 / Jr-TR
 Omaha, Neb.



EXAVIER
WILSON

G / 6-1 / 170 / Fr-HS
 Columbia, Mo.



C.J.
JONES

G / 6-5 / 195 / Sr-IL
 East St. Louis, Ill.



P.J.
HAGGERTY

G / 6-4 / 195 / Jr-TR
 Crosby, Texas



MARCUS
JOHNSON

W / 6-7 / 265 / Sr-TR
 Akron, Ohio



DAVID
CASTILLO

G / 6-1 / 185 / So-IL
 Bartlesville, Okla.



MOBI
IKEGWURUKA

G / 6-6 / 220 / Jr-IL
 Galway, Ireland



TAJ
MANNING

W / 6-7 / 230 / Jr-2L
 Grandview, Mo.



KHAMARI
MCGRIFF

W / 6-9 / 230 / Sr-TR
 Tallahassee, Fla.



DORIN
BUCA

C / 7-2 / 254 / Jr-TR
 Perugia, Italy




STEPHEN
OSEI

W / 6-10 / 200 / So-TR
 Toronto, Ontario



NATE
JOHNSON

G / 6-3 / 215 / Sr-TR
 Liberty Township, Ohio



ANDREJ
KOSTIC

W / 6-6 / 210 / Fr-TR
 Belgrade, Serbia



JEROME
TANG

Head Coach
 Fourth Season
 Charter Oak State '07



Scan to View
Online Roster
[Voice Pronunciations]

NUMERICAL

No	Name	Pos	Ht	Wt	Yr-Exp	Hometown (Schools)
0	Elias Rapieque	W	6-9	225	Jr-TR	Berlin, Germany (ALBA Berlin)
1	Abdi Bashir Jr.	G	6-7	175	Jr-TR	Omaha, Neb. (PHHoenix Prep/Monmouth)
2	Exavier Wilson	G	6-1	170	Fr-HS	Columbia, Mo. (Father Tolton Catholic)
3	C.J. Jones	G	6-5	195	Sr-1L	East St. Louis, Ill. (East St. Louis/UIC)
4	P.J. Haggerty	G	6-4	195	Jr-TR	Crosby, Texas (Crosby/TCU/Tulsa/Memphis)
6	Marcus Johnson	W	6-7	265	Sr-TR	Akron, Ohio (St. Vincent-St. Mary/Parkland CC/Wheeling/Bowling Green)
10	David Castillo	G	6-1	185	So-1L	Bartlesville, Okla. (Sunrise Christian Academy [Kan.])
14	Mobi Ikegwuruka	W	6-6	220	Jr-1L	Galway, Ireland (Ellsworth Community College [Iowa])
15	Taj Manning	W	6-7	230	Jr-2L	Grandview, Mo. (La Lumiere [Ind.])
21	Khamari McGriff	W	6-9	230	Sr-TR	Tallahassee, Fla. (James S. Rickards/UNC Wilmington)
22	Dorin Buca	C	7-2	254	Jr-TR	Perugia, Italy (Akern Libertas Livorno)
23	Stephen Osei	W	6-10	200	So-TR	Toronto, Ontario (Salt Lake Academy/Casper College [Wyo.])
34	Nate Johnson	G	6-3	215	Sr-TR	Liberty Township, Ohio (Lakota East/Akron)
47	Andrej Kostic	W	6-6	210	Fr-HS	Belgrade, Serbia (Crvena zvezda Meridian bet Beograd)

COACHING STAFF

Head Coach: Jerome Tang (Charter Oak State College '07), Fourth Season at K-State

Associate Head Coach: Matthew Driscoll (Slippery Rock '92), First Season

Assistant Coach: Jareem Dowling (Maryland-Eastern Shore '05), Third Season

Assistant Coach: Rodney Perry (Missouri State '94), Third Season

Assistant Coach: Anthony Winchester (Western Kentucky '06), Third Season

Assistant Coach: Bill Peterson (Eckerd '80), First Season

SUPPORT STAFF

Chief of Staff: Marco Borne (Dillard '03), Fourth Season

Director of Operations: Bailey Bachamp (Kansas State '11), 14th Season

Director of Player Development: Austin Carpenter (Oklahoma '20), Fourth Season

Director of Video and Analytics: Chase Driscoll (North Florida '18), First Season

Strength and Conditioning Coach: Phil Baier (Springfield [Mass.] College '13), Third Season

IFBC Sports Medicine Coordinator/Athletics Trainer: Luke Sauber (Kansas State '05), 11th Season

Character Coach: Jayson Gee (Charleston '88), First Season

Graduate Student Manager: Henry Dugat (Baylor '09), First Season

Graduate Student Manager: Alec Kagan (Cincinnati '18), Second Season

Graduate Student Manager: Rob Lowery (Dayton '10), First Season

Graduate Student Manager: Miguel Mateo Vojtova (Bethel College '24), Second Season

Graduate Student Manager: Mark Vital Jr. (Baylor '21), First Season

PRONUNCIATION GUIDE

ABDI BASHIR JR.	OBb-dee BUH-sheer	ANDREJ KOSTIC	ANDRE (j is silent) COS-titch
DORIN BUCA	DOOR-reen BOO-cah	KHAMARI McGriff	Kuh-MAR-ee
JAREEM Dowling	JAH-reen	ELIAS RAPIEQUE	uh-LEE-us RUH-pee-ECK
Henry DUGAT	DOO-got	Stephen OSEI	OH-say
MOBI IKEGWURUKA	Mow-B EE-kay-gah-rao-KAH	EXAVIER Wilson	X-ZAY-ver

>>> BY THE NUMBERS

3.83

Junior **Abdi Bashir Jr.**, who led the NCAA in 3-point field goals/game (3.85) while at Monmouth in 2024-25, ranks among the top-5 in both 3-point field goals/game (3.83) and total 3-pointers (46) as of Dec. 22.

1707

Preseason All-American **P.J. Haggerty** currently ranks 7th among active Division I in total points with 1,707 points in just 84 games. He leads all of Division I in career scoring average at 20.3 points per game.

5986

K-State's 5 Division I transfers - **Abdi Bashir Jr., P.J. Haggerty, Marcus Johnson, Nate Johnson** and **Khamari McGriff** - have combined to score 5,986 points in 455 career games with 241 starts.

TEAM NOTES

■ OPPONENT SPOTLIGHT: ULM

► Led by first-year head coach **Phil Cunningham**, ULM (3-10) has lost 3 straight games, including a double-overtime heartbreaker to South Alabama in the Sun Belt opener on Dec. 17. The last win came in a 79-69 victory over Arkansas Baptist on Dec. 9. The Warhawks are 0-7 in road games this season, including 0-6 in true road games with losses at power conference foes Ole Miss and Miami (Fla.).



► ULM return just 3 lettermen, including no starters, from a squad that posted a 7-25 overall record, including a 3-15 mark in Sun Belt play.

► ULM is averaging 73.2 points on 42.0 percent shooting, including 33.4 percent from 3-point range, while allowing 82.1 points on 47.8 percent shooting, including 34.3 percent from 3-point range. The Warhawks are being out-rebounded, 39.4 to 33.5, by their foes and turn the ball over 13.5 times per game. They are shooting 72.8 percent from the free throw line.

► Four players are averaging in double figures led by junior transfer **MJ Russell**, who is averaging 17.1 points on 45.5 percent shooting, including 38.9 percent from 3-point range, and 70.8 percent from the line. He is joined in double figures by sophomore **Krystian Lewis** (15.6 ppg.), senior **Lavell Brodnex** (13.4 ppg.) and sophomore **Renars Sondors** (10.8 ppg.). Lewis leads the Warhawks in both assists (39) and steals (22), while Brodnex is the team leader in rebounding at 9.8 boards per game. Freshman **Przemek Hartman** is shooting a team-best 51.1 percent from the field.

► ULM was picked 14th in the 14-team preseason Sun Belt coaches poll with 19 points. James Madison is the preseason favorite to win the league.

► Cunningham is in his seventh season as a head coach, including a six-year stint (2013-19) at Troy, where he led the Trojans to 80 wins and a trip to the 2017 NCAA Tournament. He is in his first season as head coach at ULM after serving as an assistant coach in 2024-25.

SERIES HISTORY

- This is the first meeting between K-State and ULM.
- K-State is 21-5 all-time vs. current members of the Sun Belt, including a 14-2 mark in games played at home.

LAST 5 MEETINGS [0-0]

Date	Rank	Result	Score	Location
n/a				

LAST MEETING

- This is the first meeting between K-State and ULM.

■ UP NEXT: 10/10 BYU

► K-State will open Big 12 play on Saturday, Jan. 3 with a visit from No. 10/10 BYU (12-1) at 12:30 p.m., CT on CBS Sports. This will be the first of consecutive matchups with top-10 opponents, as the Wildcats travel to No. 1/2 Arizona (12-0) on Wednesday, Jan. 7.



► The Cougars, who are off until they play on Saturday, are averaging 87.4 points on 50.2 percent shooting, including 36.8 percent from 3-point range, and 75.6 percent from the free throw line. Three players are averaging in double figures led by sensational freshman **A.J. Dybantsa**, who is averaging 23.1 points on 59.1 percent shooting. **Richie Saunders** (18.6 ppg.) and **Robert Wright III** (16.2 ppg.) also average double figures.

► This will be the first 11th meeting between the schools with each posting 5 wins. BYU leads the series, 2-1, since the two schools became Big 12 rivals, including an 80-65 win in Provo last season. K-State is 2-0 all-time at home, including 84-74 in the last meeting at Bramlage Coliseum on Feb. 24, 2024.

OFFENSE OFF TO FAST START
MOST POINTS THROUGH 12 GAMES

► After scoring 80 or more points in 8 of 12 games, including 6 games of 90 or more points and 2 games of 100 or more points, the Wildcats continued their fast offensive start.

► The 1056 points are the most points through the first 12 games of a season, surpassing the 1008 scored by the 1997-98 squad. The 106 points vs. South Dakota marked the 43rd 100-point game in school history, including the fifth under head coach **Jerome Tang**.

- **1056, 2025-26 (94, 98, 99, 84, 98, 85, 69, 66, 67, 108, 83 and 106 points)**
- 1008, 1997-98 (93, 89, 89, 71, 101, 90, 67, 76, 70, 87, 111 and 64 points)
- 993, 2009-10 (92, 82, 80, 74, 83, 70, 83, 86, 71, 95, 87 and 90 points)
- 959, 2008-09 (96, 88, 82, 69, 83, 72, 63, 70, 74, 107, 73 and 82 points)
- 951, 1991-92 (103, 90, 115, 59, 99, 75, 65, 79, 71, 34, 89 and 72 points)

‘CATS SCORE 100+ POINTS TWICE

► K-State has twice scored 100 or more points this season, including a season-high 108 vs. Mississippi Valley State (12/8/25) and 106 vs. South Dakota (12/20/25). The 2 100-point outings tie 4 other teams (1966-67, 1979-80, 1993-94 and 1997-98) for the most in a single season, while also matching the 1993-94 and 1997-98 for the most at home in a single season.

MOST POINTS AT BRAMLAGE COLISEUM

► K-State's 99-96 win over Cal (11/13/25) made history, as the 195 combined points were the most-ever in Bramlage Coliseum, surpassing the 194 scored between K-State (106) and Marshall (88) on Dec. 2, 1995.

► K-State posted the highest field goal percentage of the **Jerome Tang** era, as the Wildcats hit on 64.4 percent. It was the highest field goal percentage since 66.0 percent vs. Wake Forest on March 14, 2017.

MOST POINTS AT T-MOBILE CENTER

► The 98 points scored against Mississippi State (11/20/25) in the semifinals of the Hall of Fame Classic, which are the most by the Wildcats in 50 games at the T-Mobile Center topping the 87 scored in the first-ever game in the building against Florida A&M on Dec. 17, 2007.

HAGGERTY IN ELITE COMPANY

► After his 27-point effort vs. Nebraska, junior **P.J. Haggerty** became the first Wildcat to open a season with 6 straight games of 20 or more points, edipsing a record shared with **Michael Beasley** in 2007-08. He is the first Wildcat to score in double figures in the first 12 games, as his 274 points are the second-most by a player through the first 11 games and the most since Beasley's 310 points.

HAGGERTY SCORES 37 VS. MSU

► Junior **P.J. Haggerty** had back-to-back 30-point games against Tulsa (11/17/25) and Mississippi State (11/20/25), including a season-high 37 points in the win over the Bulldogs. The 37 points are the most scored by a player under head coach **Jerome Tang** and the most since **Barry Brown Jr.** had 38 points against Oklahoma State on Jan. 10, 2018.

HAGGERTY HAS RARE 30-10 GAME

► Junior **P.J. Haggerty** had 31 points and a career-tying 10 rebounds vs. Tulsa (11/17/25) to become the first Wildcat since **Michael Beasley** in 2008 to post a rare 30-point, 10-rebound double-double. He scored 27 of his 31 points in the second half, which are the fifth-most in any half.

TRIO OF ‘CATS POST 20-POINT GAMES

► K-State had three players record 20-point games in the win over Cal, as junior **P.J. Haggerty** led the way with 23 points to go with 21 from senior **Khamari McGriff** and 20 from senior **Nate Johnson**.

► The trio is the first to each have 20-point games since **Dean Wade** (34 points), **Kamau Stokes** (23 points) and **Barry Brown Jr.** (21 points) did it against Iowa State on Dec. 29, 2017.

LAST TIME OUT
K-STATE 106, SOUTH DAKOTA 76

► Junior **P.J. Haggerty** paced five Wildcats in double figures with a game-high 24 points, as K-State recorded its second 100-point game in a 106-76 win over South Dakota on Dec. 20 at Bramlage Coliseum.

► The Wildcats (8-4) notched their second 100-point effort in the last 3 games while tying the school single-season record with the 1966-67, 1979-80, 1993-94 and 1997-98 teams. It also matched the 1993-94 and 1997-98 teams for the most 100-point games at home in a single season.

► K-State shot better than 60 percent from the field for the third time this season, as the Wildcats hit on 62.1 percent (41-of-66), including 50 percent (12-of-24) from 3-point range, and 75 percent (12-of-16) from the free throw line. The 41 made field goals are the most in 115 games under **Jerome Tang** and the most since totaling 43 vs. UTSA more than 34 years ago on Nov. 23, 1991.

► The Wildcats were particularly lethal inside the 3-point arc, hitting on 69.1 percent (29-of-42) of their 2-point attempts, including a school-record tying 56 points in the paint. The team also had 56 points in the paint against Cal earlier this season as well as against South Dakota in 2010 and Miami in 2023. The team also dished out 23 assists, including 5 each from junior **Abdi Bashir Jr.** and sophomore **David Castillo**, and posted a 44-28 advantage on the glass.

► Haggerty led the way with 24 points on 10-of-12 field goals to go with a game-high 6 rebounds in 26 minutes. He was joined in double figures were Castillo with 16 points, Bashir and senior **Nate Johnson** with 15 points each and senior **Khamari McGriff** with 10 points.

► Haggerty went perfect in the first half, making all 8 of his attempts in the paint, as he helped power an early 11-0 run that the Wildcats built into as much as a 24-point lead, including 57-34 at the halftime break. The second half was much of the same, as the home team's lead grew to more than 30 points less than 3 minutes into the half while it stood at a game-high 36 points with 9:25 left. The team broke the 100-point mark after a pair of free throws by junior **Dorin Buca** with 3:02 remaining.

QUOTING JEROME TANG

The difference between Christmas and a Merry Christmas is a win. Thankful that our guys were locked in and did a great job of getting the win.

NON-CONFERENCE BREAKDOWN

NET Ranking (as of Dec. 24): 53

Quad 1: 1-2 ■ Quad 2: 2-1 ■ Quad 3: 1-1 ■ Quad 4: 4-0

Team	Current Record	NET	Date/Result
UNC GREENSBORO	4-9	298	W, 93-64
BELLARMINE	5-7	256	W, 98-71
CALIFORNIA	12-1	46	W, 99-96
TULSA	12-1	45	W, 84-83
vs. Mississippi State	7-5	126	W, 98-77
vs. Nebraska	12-0	11	L, 85-86
@Indiana	10-3	32	L, 69-86
BOWLING GREEN	10-3	82	L, 66-82
SETON HALL	11-2	44	L, 67-78
MISSISSIPPI VALLEY	1-12	365	W, 108-49
@Creighton	8-5	58	W, 83-76
SOUTH DAKOTA	7-7	275	W, 106-76
ULM	3-10	356	Dec. 28

*records and rankings as of Dec. 24

■ HOW THE 'CATS WERE BUILT

'CATS WELCOME 10 NEWCOMERS, INCLUDING 5 DIVISION I TRANSFERS

► K-State brought in one of the top transfer classes with 10 newcomers, including 5 Division I transfers, 4 players from the international ranks and 1 true freshman. The class has been rated nationally as high as No. 4 by 247Sports and No. 20 by On3.

► Among the 10 newcomers are 5 Division I transfers, including **Abdi Bashir Jr.** (Monmouth), **P.J. Haggerty** (Memphis), **Marcus Johnson** (Bowling Green), **Nate Johnson** (Akrón) and **Khamari McGriff** (UNC Wilmington). Haggerty, N. Johnson and McGriff were on teams that advanced to the NCAA Tournament in 2024-25.

► The 4 international additions include the school's first-ever players from Italy (**Dorin Buca**), Serbia (**Andrej Kostic**) and Germany (**Elias Rapieque**). The fourth international player - **Stephen Osei** - from Toronto played at the junior college level at Casper College in Wyoming.

► Haggerty is coming off a career year at Memphis, in which, he became the first Tiger since 2008 to be named an AP All-American while earning consensus Second Team All-American honors. The AAC Player of the Year ranked third nationally in both scoring (21.7 ppg.) and total points (759).

► Johnson became the first Akron player to be named both the MAC Player and Defensive Player of the Year in the same season and the first since Ball State's **Bonzi Wells** in 1998.

► Bashir was one of the top scorers in the NCAA in 2024-25, leading the CAA in scoring at 20.1 points per game while leading the nation in 3-point field goals per game (3.85) and second in total 3-pointers (127).

► McGriff was one of the top sixth men in the CAA at UNC Wilmington, where he was part of 99 wins and 3 conference championships.

► A member of the German U18 and U20 National Teams, Rapieque played in 53 games with ALBA Berlin in 2024-25 between the EuroLeague (27 games) and the German Basketball Bundesliga (26 games).

► Kostic was a member of the Serbia U18 and U19 National Teams, winning the gold medal at the 2023 European U18 Championship and the silver medal at the 2024 European U18 Championship.

► The lone freshman - **Exavier Wilson** - was a 3-time all-state selection and scored more than 1,700 career points in his prep career.

■ NON-CONFERENCE SUCCESS

Year	Overall	Home	Bramlage
2006-07	11-4	7-0	7-0
2007-08	10-4	8-1	7-1
2008-09	12-3	11-0	10-0
2009-10	13-1	9-0	8-0
2010-11	12-3	9-1	8-1
2011-12	11-1	7-0	6-0
2012-13	11-2	9-0	8-0
2013-14	10-3	7-1	7-1
2014-15	7-6	6-2	5-2
2015-16	11-2	8-0	8-0
2016-17	11-2	8-0	8-0
2017-18	11-2	8-1	8-0
2018-19	10-3	7-0	6-0
2019-20	7-6	6-2	6-1
2020-21	4-5	4-5	4-5
2021-22	8-5	6-1	6-1
2022-23	12-1	8-0	7-0
2023-24	10-3	8-1	7-1
2024-25	7-6	4-2	4-1
2025-26	8-4	6-2	6-2
Total	196-66 (.748)	152-20 (.884)	136-16 (.895)

SUCCESS IN NON-CONFERENCE PLAY

► K-State has posted a 196-66 (.748) record in non-conference play since the 2006-07 season. During that span, the Wildcats have a 152-20 (.884) mark at home venues (includes games played at Bramlage Coliseum, INTRUST Bank Arena in Wichita and the T-Mobile Center in Kansas City) in non-conference play, including a 136-16 (.895) mark at Bramlage Coliseum.

► K-State's 12-1 non-conference mark in 2022-23 was the best since the 2009-10 team went a program-best 13-1. A win over ULM on Dec. 28 would give the Wildcats their third-best non-conference record (9-4) in the past 7 seasons.

1750 WINS AND COUNTING

► K-State is one of the winningest programs in Division I history, as the Wildcats have posted a 1,764-1,259 (.583) all-time record which includes 32 NCAA Tournament appearances and 21 conference championships. The 1,764 wins are the 43rd-most in Division I history (one shy of Virginia in 42nd), including the seventh-most among current Big 12 schools.

TANG ADJUSTS COACHING STAFF

► Head coach **Jerome Tang** adjusted his coaching staff during the offseason, adding veteran head coach **Matthew Driscoll** as associate head coach as well as acclaimed player development coach **Bill Peterson** as an assistant coach and **Chase Driscoll** as director of video and analytics.

► The winningest coach in both North Florida and Atlantic Sun Conference history during a 16-year stint (2009-25) with the Ospreys, Driscoll joined the staff on May 23. He won 248 games at North Florida, including 144 in ASUN play, while guiding the school to 3 regular-season championships and the league's tournament championship and a NCAA Tournament bid in 2015.

► Driscoll's relationship with Tang dates back more than 20 years, as the two coached alongside each other for 6 seasons (2003-09) at Baylor as original members of head coach **Scott Drew's** staff.

► Peterson has served in various capacities in the NBA, including the Golden Warriors, Dallas Mavericks and Milwaukee Bucks. He has mentored over 20 NBA players, including Hall of Famers **Dirk Nowitzki**, **Steve Nash** and **Karl Malone**. He also has a combined 10 years of head coaching experience at the NAIA, Division II and G-League levels in his 47-year coaching career.

► Peterson coached alongside Tang while at Baylor from 2017-22, where they helped guide the Bears to the 2021 NCAA Championship.

► **Chase Driscoll** joined the staff on May 13 after serving as an assistant coach and director of operations for his father, Matthew, at North Florida.

BAYLOR NORTH

► With the additions of associate head coach **Matthew Driscoll** and assistant coach **Bill Peterson**, **Jerome Tang** tapped into his coaching history, as all three were on staff at Baylor. Tang and Driscoll were part of **Scott Drew's** first staff from 2003-09, while Tang and Peterson helped the Bears to the 2021 NCAA title while together on staff from 2017-22.

► Driscoll and Peterson aren't the only K-State staffers with Baylor ties, as director of player development **Austin Carpenter** was a graduate assistant for Tang with the Bears from 2020-22, while current graduate assistants **Henry Dugat** and **Mark Vital Jr.** are among the best players in Baylor history.

► Dugat is one of five players known as “The Foundation” that was inducted into the Baylor Athletics Hall of Fame in 2021. He was part of Drew’s first two recruiting classes that led to Bears’ historic turnaround. He still ranks in the top 20 all-time in program history with 1,229 career points.

► Vital was a 3-time All-Big 12 selection and a member of Baylor's 2021 National Championship team, playing in 126 games with 105 starts.

NATIONAL POLLS

THE ASSOCIATED PRESS POLL

Updated: Dec. 22, 2025

Rank	School	Record	Points	Prv
1.	Arizona (38)	11-0	1428	1
2.	Michigan (19)	11-0	1408	2
3.	Iowa State (1)	12-0	1320	4
4.	UConn	12-1	1281	5
5.	Purdue	11-1	1174	6
6.	Duke	11-1	1148	3
7.	Gonzaga	12-1	1080	7
8.	Houston	11-1	1061	8
9.	Michigan State	11-1	985	9
10.	BYU	11-1	966	10
11.	Vanderbilt	12-0	810	13
12.	North Carolina	11-1	806	12
13.	Nebraska	12-0	704	15
14.	Alabama	9-3	638	16
15.	Texas Tech	9-3	588	19
16.	Louisville	10-2	555	11
17.	Kansas	9-3	494	17
18.	Arkansas	9-3	470	14
19.	Tennessee	9-3	460	20
20.	Illinois	8-3	429	18
21.	Virginia	10-1	252	23
22.	Florida	8-4	215	24
23.	Georgia	10-1	127	25
24.	USC	12-1	92	—
25.	Iowa	10-2	79	—

Other receiving votes: Kentucky 78, **Seton Hall 49**, Auburn 39, St. John's 23, **California 19**, LSU 17, UCLA 13, Clemson 9, Miami (OH) 6, Utah State 5, **Arizona State 5**, Miami 4, **Indiana 4**, Saint Louis 3, Belmont 2, **UCF 1**, **Baylor 1**, **Oklahoma State 1**, NC State 1.

USA TODAY COACHES POLL

Updated: Dec. 22, 2025

Rank	School	Record	Points	Prv
1.	Michigan (20)	11-0	764	1
2.	Arizona (11)	11-0	754	2
3.	Iowa State	12-0	696	4
4.	UConn	12-1	662	5
5.	Purdue	11-1	622	6
6.	Duke	11-1	611	3
7.	Gonzaga	12-1	584	7
8.	Houston	11-1	565	8
9.	Michigan State	11-1	532	9
10.	BYU	11-1	515	10
11.	Vanderbilt	12-0	433	12
12.	North Carolina	11-1	402	13
13.	Nebraska	12-0	371	15
14.	Louisville	10-2	346	11
15.	Alabama	9-3	306	16
16.	Texas Tech	9-3	298	19
17.	Kansas	9-3	276	17
18.	Arkansas	9-3	227	14
19.	Illinois	8-3	211	18
20.	Tennessee	9-3	210	23
21.	Virginia	10-1	189	22
22.	Florida	8-4	154	21
23.	Iowa	10-2	102	25
24.	Georgia	10-1	60	—
25.	USC	12-1	35	—

Other receiving votes: St. John's 32, Kentucky 32, **Seton Hall 20**, Utah State 15, Auburn 10, **California 9**, Saint Louis 8, UCLA 8, LSU 6, Yale 4, **Oklahoma State 3**, Saint Mary's 1, Clemson 1, Indiana 1.

TRACKING K-STATE IN THE POLLS

	AP	Coaches
Pre	rv	rv
11/10	rv	rv
11/17	rv	—
11/24	—	—
12/1	—	—
12/8	—	—
12/15	—	—
12/22	—	—
12/29		
1/5		
1/12		
1/19		
1/26		
2/2		
2/9		
2/16		
2/23		
3/2		
3/9		
Final		

WILDCATS VS. RANKED TEAMS

K-State has played over 400 games vs. ranked teams in their history, posting a 138-299 (.316) record, including 28-85 (.248) vs. the top-5, 56-150 (.272) vs. the top-10 and 80-211 (.275) vs. top-15.

K-State has 45 wins vs. ranked foes in the last 13 seasons, including 17 vs. the top 10 (one over No. 1), and 34 Top 25 wins at home.

PLAYER NOTES

HAGGERTY AMONG THE BEST

▶ Junior **P.J. Haggerty** is the among the best players to transfer to K-State, as he is coming off a career-best year in 2024-25, in which, he became the first Memphis Tiger since 2008 to be named an AP All-American while becoming the first Division I player to average at least 21.5 points, 5.5 rebounds, 3.5 assists and 1.5 steals per game to go with 6.5 free throws per game since **Ja Morant** in 2018-19. He is the only Division I player to average at 21 points, 5.5 rebounds, 3.5 assists and 1.5 steals per game in each of the last 2 seasons.

▶ Haggerty ranked third nationally in both scoring (21.7 ppg.) and total points (759) in 2024-25, while his 759 points were an AAC single-season record and the most since **Dajuan Wagner** (762) set the school season record in 2001-02.

▶ Haggerty was a consensus Second Team All-American in his lone season at Memphis, while was just the second Tiger to be named the AAC Player of the Year as well as Most Outstanding Player at the AAC Tournament. He was also a finalist for the Jerry West Shooting Guard of the Year Award, the Wooden Award and the Riley Wallace Award as the most impactful transfer.

▶ Haggerty, who has also made stops at TCU (2022-23) and Tulsa (2023-24), has scored more than 1,700 points (1,707) in his college career, connecting on 49 percent from the field and 78.2 percent from the free throw line. He has scored in double figures in 76 of 84 career games with 30 games of 25 or more points, including five 30-point games and one 40-point game. He scored a career-high 42 points vs. Wichita State on March 14.

▶ Haggerty is the first Wildcat to score in double figures in the first 12 games of the season since **Michael Beasley** in 2007-08, while his 274 points are second only to Beasley's 310 in that span. Of his 12 double-digit scoring games, he has eight games of 20 or more points, including back-to-back 30-point efforts. He is ranks third nationally in scoring (22.8 ppg.) and 10th in total points.

HAGGERTY’S PRESEASON ACCOLADES

- ▶ 2025-26 Wooden Award Watch List
- ▶ 2025-26 Oscar Robertson Trophy Watch List
- ▶ 2025-26 Jersey Mike’s Naismith College Player of the Year Watch List
- ▶ 2025-26 NABC Preseason Division I Player of the Year Watch List
- ▶ 2025-26 Jerry West Award Preseason Watch List (one of 20)
- ▶ 2025-26 Jay Bilas Preseason First Team All-American
- ▶ 2025-26 @CBB Analytics Preseason First Team All-American
- ▶ 2025-26 CBS Sports Preseason Third Team All-American
- ▶ 2025-26 *The Field of 68* Preseason Third Team All-American

CASTILLO’S IMPROVEMENT

▶ Junior **David Castillo** scored in double figures for a career-best fifth straight game vs. South Dakota (12/20/25) with 16 points, as he continued to display the improvement that he has made in his second season. He ranks second on the team in scoring (13.7 ppg.) while connecting on 49.6 percent (57-of-115) from the field, including 42.2 percent (27-of-64) from 3-point range, and 82.1 percent (21-of-26) from the free throw line.

▶ Castillo has more than doubled his point total (77 to 164) from his freshman year, while also posting 8 double-digit scoring games, including 5 in a row. He scored a career-high 22 points vs. Bowling Green (12/1/25).

BASHIR GOOD FROM 3

▶ Junior guard **Abdi Bashir Jr.** is among the best returning 3-point shooting in the country, as he led the NCAA in 3-point field goals/game (3.85) while he was second in total 3-point field goals (127) and 3-point field goals attempted (332) in 2024-25). He broke both the Monmouth and CAA (Coastal Athletic Association) single-season record for 3-pointers (327).

▶ Bashir connected on a career-high 10 3-pointers in his 38-point performance against Rutgers on Nov. 18, 2024. The 10 treys tied for the second-most in Monmouth history. He made at least 5 3-pointers in 13 games, while he had 8 triples in back-to-back games vs. Northeastern (2/24/25) and Elon (2/27/25).

▶ Bashir has made 224 3-point field goals in his 78-game college career on 40.2 percent shooting, which is nearly 4 made 3-pointers per game. He leads the team with 46 makes so far this season on 48.9 percent shooting. His 7 made 3-pointers vs. Nebraska (11/21/25) tied for the sixth-most ever in a game while he has at least 2 3-pointers in 11 of 12 games with 4 or more in 7 games.

▶ Bashir eclipsed 1,000 career points with his second of 6 made 3-pointers in his hometown of Omaha in the win at Creighton (12/13/25). He has scored in double figures in 9 of 12 games, including a season-high 26 points vs. Nebraska. A year ago, he led Monmouth and the CAA in scoring at 20.1 points per game.

BASHIR ALSO A TWIN

▶ Junior **Abdi Bashir Jr.** and his brother **Abdul** are among 10 sets of twins playing Division I basketball in 2025-26, including one of 4 sets of identical twins (Illinois’ **Tomislav** and **Zvonimir Ivisic** and Texas State’s **Dimp** and **Ky Pernell** and **Cooper** (Wake Forest) and **Carson** (Queens) **Schwieger**. They also one of 4 sets playing at different schools, joining **Ethan** (Air Force) and **Eli** (Le Moyne) **Greenberg** and **Tajuan** (Seton Hall) and **Takai** (Oregon) **Simpkins** and **Cooper** (Wake Forest) and **Carson** (Queens) **Schwieger**.

TWINS PLAYING DIVISION I BASKETBALL

- ▶ **Abdi and Abdul Bashir** (K-State, Auburn)
- ▶ **Micah** and **Marley Curtis** (North Dakota)
- ▶ **Cameron** and **Cayden Boozer** (Duke)
- ▶ **Dominik** and **Dovydas Butka** (Campbell)
- ▶ **Ethan** and **Eli Greenberg** (Air Force, Le Moyne)
- ▶ **Tomislav** and **Zvonimir Ivisic** (Illinois)
- ▶ **Dimp** and **Ky Pernell** (Texas State)
- ▶ **Tajuan** and **Takai Simpkins** (Seton Hall, Oregon)
- ▶ **Cooper** and **Carson Schwieger** (Wake Forest, Queens)
- ▶ **Donny** and **MJ Yeager** (Oakland)

INTERNATIONAL FLAIR

▶ K-State’s 5 international players are the most on any Wildcat team in school history, which includes juniors **Dorin Buca** (Perugia, Italy), **Mobi Ikegwuruka** (Galway, Ireland) and **Elias Rapieque** (Berlin, Germany), sophomore **Stephen Osei** (Toronto, Ontario) and freshman **Andrej Kostic** (Belgrade, Serbia).

▶ Buca, Kostic and Rapieque are the first-ever players from their respective countries, while the trio joins Ikegwuruka among 7 players from Europe.

■ SITUATIONAL STATS UNDER TANG

	'25-26	Overall
Overall	8-4	69-46
Big 12 play	0-0	28-28
At Home	6-2	47-12
At Bramlage Coliseum	6-2	45-11
On the Road	1-1	10-26
At Neutral Sites	1-1	12-8
In Overtime	0-0	12-1
vs. Top 25 teams	0-1	16-17
vs. Top 10 teams	0-0	7-6
In games decided by 3 points or less	2-1	11-10
In games decided by 4-5 points	0-0	10-4
In games decided by 6-10 points	1-0	18-8
In games decided by 11-19 points	0-3	15-20
In games decided by 20 or more points	5-0	15-4
Scoring first	5-2	48-23
Leading at the Half	7-0	49-9
Tied at the Half	0-0	2-2
Trailing at the Half	1-4	18-35
K-State shoots 50% or better	6-0	26-3
K-State shoots less than 50%	2-4	43-43
K-State shoots better than opponent	8-0	55-10
Opponent shoots 50% or better	1-1	4-11
Opponent shoots less than 50%	7-3	62-35
K-State out-rebounds opponent	7-1	43-17
Opponent out-rebounds K-State	1-2	19-27
K-State shoots 70% or better from FT Line	6-2	45-22
K-State has more FT attempts	2-3	42-14
Opponent has more FT attempts	3-1	23-31
K-State shoots 40% or better from 3-pt range	7-1	26-8
K-State makes at least 6 3-pt FGs	7-4	52-34
K-State has more turnovers than opponent	2-3	29-29
K-State has less turnovers than opponent	3-1	31-12
K-State equals opponent in turnovers	3-0	9-5
K-State scores 100-plus points	2-0	5-0
K-State scores 90-99 points	4-0	12-0
K-State scores 80-89 points	2-1	17-4
K-State scores 70-79 points	0-0	22-10
K-State scores 60-69 points	0-3	12-20
K-State scores 50-59 points	0-0	2-11
K-State scores less than 50 points	0-0	0-0
Opponent scores 100-plus points	0-0	1-0
Opponent scores 90 or more points	1-0	5-4
Opponent scores 80-89 points	1-3	3-14
Opponent scores 70-79 points	4-1	18-20
Opponent scores 60-69 points	1-0	22-9
Opponent scores 50-59 points	0-0	19-0
Opponent scores less than 50 points	1-0	2-0
K-State has 2 in double figures	0-1	46-30
K-State has 3 in double figures	2-2	50-28
K-State has 4 in double figures	5-0	36-13
K-State has 5 in double figures	1-1	13-1
K-State has 6 in double figures	0-0	4-0

■ SPECIAL NIGHT IN SEASON OPENER



▶ Junior **Nate Johnson** nearly made history in his first game in a Wildcat uniform, as he narrowly missed the school's first triple-double in the 93-64 win over UNC Greensboro on Nov. 4, as he finished with 22 points on 8-of-11 field goals, including 6-of-7 from 3-point range, to go with 9 rebounds and 9 assists.

▶ Johnson's 6 made 3-pointers are the most by a Wildcat in a season opener, while his 9 assists tie **Aaron Swartzendruber** vs. Kansas City in 1996 and **Larry Reid** vs. UTSA in 2000 for the most in an opener.

▶ Junior All-American candidate **P.J. Haggerty** (27 points) and Johnson (22 points) became the first duo to go over 20 points in a season opener in nearly 18 years since **Michael Beasley** and **Blake Young** went for 32 and 22 points, respectively, against Sacramento State on Nov. 9, 2007.

MOST POINTS IN A SEASON OPENER

- 45, Bob Boozer vs. Purdue, 1958
- 35, Wally Frank vs. South Dakota State, 1959
- 32, Dick Knostman vs. Drake, 1952
- 32, Michael Beasley vs. Sacramento State, 2007
- 31, Mike Evans vs. Northern Iowa, 1977
- 31, Norris Coleman vs. Chaminade, 1985
- 30, Mike Evans vs. Montana State, 1974
- 30, Larry Dassie vs. Vanderbilt, 1976
- 27, **P.J. Haggerty** vs. UNC Greensboro, 2025

▶ Haggerty's 27 points, which came on 10-of-20 field goals and 6-of-7 free throws, are ninth-most by a Wildcat in an opener and the most since the aforementioned Beasley, who had 32 points in his first career game.

▶ Haggerty and Johnson became the first Wildcat duo to post 20-point games in any game since **Arthur Kaluma** (23) and **Cam Carter** (21) did it against No. 6/6 Iowa State on March 9, 2024.

▶ Junior **Abdi Bashir Jr.** was the other Wildcat to score in double figure, scoring all 16 of his points in the second half, hitting on 6-of-7 field goals, including 4-of-5 from 3-point range.

▶ The 93 points equaled the most by a **Jerome Tang**-team in a season opener (93 vs. UTRGV (11/7/22) and were the most since scoring 98 vs. Southern Utah on Nov. 14, 2014.

▶ K-State shot just over 50 percent (34-of-67) from the field, including 59.5 percent (22-of-37) in the second half, while hitting on 51.9 percent (14-of-27) from 3-point range. The 14 made 3-pointers tie for the seventh-most in any game and are the most-ever in a season opener.

▶ The Wildcats scored 60 of their 93 points in the second half, connecting on 59.5 percent from the field and 64.7 percent (11-of-17) from 3-point range. The 60-point second-half marked the 11th time that a Wildcat team has 60 or more points in a half and tied for the ninth-most points in any half.

AROUND THE

XII

BIG 12 PLAYERS OF THE WEEK

	Player	Newcomer
Nov. 10	Koa Peat, UofA	Koa Peat, UofA
	Christian Anderson, TxTech	
Starting Five - Anderson, Peat, AJ Dybantsa, Baba Miller, Darryn Peterson		
Nov. 17	Kingston Flemings, UH	Kingston Flemings, UH
Starting Five - Flemings, AJ Dybantsa, Tamin Lipsey, Flory Bidunga, JT Toppin		
Nov. 24	P.J. Haggerty, K-State	Koa Peat, UofA
Starting Five - Haggerty, Peat, Jaden Bradley, Jamichael Stillwell, Tamin Lipsey		
Dec. 1	Joshua Jefferson, ISU	Moe Odum, ASU
Starting Five - Jefferson, Odum, Cameron Carr, Flory Bidunga, Brock Harding		
Dec. 8	Milan Momcilovic, ISU	Tounde Yessoufou, BU
Starting Five - Momcilovic, Yessoufou, Kingston Flemings, Parsa Fallah, Christian Anderson		
Dec. 15	Melvin Council Jr., KU	Melvin Council Jr., KU
Starting Five - Council, Braden Burries, AJ Dybantsa, JT Toppin, Honor Huff		
Dec. 22	Christian Anderson, TxTech	LeJuan Watts, TxTech
Starting Five - Anderson, Watts, Tounde Yessoufou, AJ Dybantsa, Kingston Flemings		
Dec. 30		
Starting Five -		
Jan. 5		
Starting Five -		
Jan. 12		
Starting Five -		
Jan. 19		
Starting Five -		
Jan. 26		
Starting Five -		
Feb. 2		
Starting Five -		
Feb. 9		
Starting Five -		
Feb. 16		
Starting Five -		
Feb. 23		
Starting Five -		
Mar. 2		
Starting Five -		
Mar. 9		
Starting Five -		

BIG 12 PRESEASON POLL

Team (First-place Votes)	Points
1. Houston (14)	224
2. BYU (1)	204
3. Texas Tech	200
4. Arizona (1)	179
5. Iowa State	170
6. Kansas	163
7. Baylor	137
8. Cincinnati	120
9. K-STATE	117
10. TCU	90
11. West Virginia	79
12. Oklahoma State	77
13. Utah	50
14. UCF	39
15. Colorado	37
16. Arizona State	34

Preseason All-Big 12 First Team

*AJ Dybantsa, BYU
Ritchie Saunders, BYU
Emanuel Sharp, Houston
Joseph Tugler, Houston
*Milos Uzan, Houston
Tamin Lipsey, Iowa State
*Darryn Peterson, Kansas
PJ Haggerty, K-State
Christian Anderson, Texas Tech
*JT Toppin, Texas Tech

Preseason Speciality Awards

Preseason Player of the Year: JT Toppin, Texas Tech
Preseason co-Newcomer of the Year: LeJuan Watts, Texas Tech
Freshman of the Year: Darryn Peterson, Kansas

BIG 12 STANDINGS

	SCHOOL	NET	W-L	Pct.	W-L	Pct.	H	A	N	Streak
—	Arizona	2	0-0	.000	12-0	1.000	7-0	1-0	4-0	W12
—	Iowa State	5	0-0	.000	12-0	1.000	7-0	1-0	4-0	W12
—	BYU	9	0-0	.000	12-1	.923	6-0	0-0	6-1	W9
—	UCF	33	0-0	.000	11-1	.917	8-1	1-0	1-0	W10
—	Houston	14	0-0	.000	11-1	.917	6-0	0-0	5-1	W5
—	Oklahoma State	72	0-0	.000	11-1	.917	9-0	0-0	2-1	W2
—	Colorado	60	0-0	.000	10-2	.833	8-0	0-1	2-1	L1
—	Baylor	38	0-0	.000	9-2	.818	7-0	0-1	2-1	W3
—	Kansas	16	0-0	.000	10-3	.769	5-1	1-1	4-1	W4
—	TCU	66	0-0	.000	9-3	.750	6-3	1-0	2-0	W4
—	Texas Tech	24	0-0	.000	9-3	.750	6-0	0-1	3-2	W2
—	Arizona State	83	0-0	.000	9-4	.692	4-2	1-1	4-1	L2
—	West Virginia	93	0-0	.000	9-4	.692	9-0	0-0	0-4	W1
—	K-STATE	53	0-0	.000	8-4	.667	6-3	1-1	1-1	W3
—	Utah	139	0-0	.000	8-4	.667	6-2	1-1	1-1	W3
—	Cincinnati	108	0-0	.000	7-5	.583	7-1	0-1	0-3	L1

BIG 12 STAT RANKINGS

Scoring

Player	G	FG	3FG	FT	Pts	AVG
1. Dybantsa, AJ - BYU	13	104	11	81	300	23.08
2. Haggerty, PJ - KState	12	97	16	64	274	22.83
3. Carr, Cameron - Baylor	11	80	25	54	239	21.73
4. Toppin, JT - TTU	11	103	4	28	238	21.64
5. Brown, Terrence - Utah	12	82	15	79	258	21.50
6. Anderson, Christian - TTU	12	80	40	39	239	19.92
7. McHenry, Don - Utah	12	76	32	46	230	19.17
8. Saunders, Richie - BYU	13	78	34	52	242	18.62
9. Yessoufou, Tounde - Baylor	11	74	18	38	204	18.55
10. Momcilovic, Milan - IowaSt	12	77	48	18	220	18.33

Rebounding

Player	G	Off	Def	Total	AVG
1. Miller, Baba - UC	10	24	82	106	10.60
2. Toppin, JT - TTU	11	51	65	116	10.55
3. Awaka, Tobe - UA	12	47	78	125	10.42
4. Dawes, Keanu - Utah	12	27	84	111	9.25
5. Bidunga, Flory - KU	13	35	84	119	9.15
6. Stillwell, Jamichael - UCF	12	48	58	106	8.83
7. Krivas, Motiejus - UA	12	38	59	97	8.08
8. Punch, David - TCU	12	24	71	95	7.92
9. Powell, Caden - Baylor	11	35	52	87	7.91
10. Cenac Jr, Chris - UH	12	23	67	90	7.50

Scoring Offense

Team	G	W-L	Pts	AVG
1. Baylor	11	9-2	1023	93.00
2. Iowa St.	12	12-0	1086	90.50
3. Oklahoma St.	12	11-1	1083	90.25
4. Arizona	12	12-0	1075	89.58
5. UCF	12	11-1	1060	88.33
6. Kansas St.	12	8-4	1056	88.00
7. BYU	13	12-1	1136	87.38
8. Colorado	12	10-2	1036	86.33
9. Texas Tech	12	9-3	1002	83.50
10. Utah	12	8-4	989	82.42
11. Arizona St.	13	9-4	1040	80.00
12. Houston	12	11-1	954	79.50
13. TCU	12	9-3	929	77.42
14. West Virginia	13	9-4	990	76.15
15. Kansas	13	10-3	986	75.85
16. Cincinnati	12	7-5	896	74.67

Scoring Defense

Team	G	Pts	AVG
1. Houston	12	720	60.00
2. West Virginia	13	782	60.15
3. Iowa St.	12	756	63.00
4. Kansas	13	823	63.31
5. TCU	12	777	64.75
6. Cincinnati	12	789	65.75
7. Arizona	12	790	65.83
8. BYU	13	866	66.62
9. Texas Tech	12	894	74.50
10. UCF	12	899	74.92
11. Arizona St.	13	978	75.23
12. Baylor	11	838	76.18
13. Colorado	12	920	76.67
14. Kansas St.	12	924	77.00
15. Oklahoma St.	12	941	78.42
16. Utah	12	946	78.83

Team Summaries

Team	G	PF-PA	Avg score	Margin	FG-FGA	Pct.	3FG-FGA	Pct.	FT-FTA	Pct.	RebF	RebA	Margin
Arizona	12	1075-790	89.6-65.8	+23.75	383-738	.519	79-210	.376	230-317	.726	522	347	+14.58
Arizona St.	13	1040-978	80.0-75.2	+4.77	344-741	.464	104-290	.359	248-331	.749	429	448	-1.46
BYU	13	1136-866	87.4-66.6	+20.77	401-799	.502	120-326	.368	214-283	.756	511	430	+6.23
Baylor	11	1023-838	93.0-76.2	+16.82	356-712	.500	102-268	.381	209-276	.757	445	353	+8.36
Cincinnati	12	896-789	74.7-65.8	+8.92	308-732	.421	110-353	.312	170-267	.637	477	426	+4.25
Colorado	12	1036-920	86.3-76.7	+9.67	363-710	.511	83-216	.384	227-302	.752	438	374	+5.33
Houston	12	954-720	79.5-60.0	+19.50	348-762	.457	113-322	.351	145-193	.751	466	406	+5.00
Iowa St.	12	1086-756	90.5-63.0	+27.50	401-751	.534	112-269	.416	172-251	.685	434	362	+6.00
Kansas	13	986-823	75.8-63.3	+12.54	352-752	.468	101-284	.356	181-242	.748	522	455	+5.15
Kansas St.	12	1056-924	88.0-77.0	+11.00	378-762	.496	131-318	.412	169-237	.713	451	394	+4.75
Oklahoma St.	12	1083-941	90.3-78.4	+11.83	382-771	.495	92-273	.337	227-304	.747	490	415	+6.25
TCU	12	929-777	77.4-64.8	+12.67	322-715	.450	89-275	.324	196-270	.726	430	376	+4.50
Texas Tech	12	1002-894	83.5-74.5	+9.00	356-759	.469	128-344	.372	162-243	.667	450	419	+2.58
UCF	12	1060-899	88.3-74.9	+13.42	384-774	.496	107-269	.398	185-250	.740	490	366	+10.33
Utah	12	989-946	82.4-78.8	+3.58	339-706	.480	107-291	.368	204-276	.739	433	434	-0.08
West Virginia	13	990-782	76.2-60.2	+16.00	333-732	.455	111-309	.359	213-309	.689	482	415	+5.15

■ BIG WINS AT BRAMLAGE COLISEUM

Most memorable wins since the arena's opening in 1988.

Nov. 26, 1988 - K-State 81, Purdue 77

First-ever game in Bramlage Coliseum

First Points Scored by a Wildcat

Steve Henson, 3-pointer vs. Purdue (18:53 of first half)

Jan. 14, 1989 - No. 16 Kansas 75, K-State 74

The first overtime game in Bramlage Coliseum

Mar. 1, 1989 - K-State 76, No. 7 Missouri 75

The first Top 25 win at Bramlage Coliseum

Jan. 16, 1990 - K-State 66, No. 3 Oklahoma 51

The first Top 5 win at Bramlage Coliseum

Feb. 8, 1990 - K-State 65, No. 1 Missouri 58

The first win over a No. 1 team at Bramlage Coliseum

Dec. 8, 1992 - K-State 73, Ohio 72

The first overtime win at Bramlage Coliseum

Jan. 5, 1993 - K-State 79, La Salle 59

The 50th win at Bramlage Coliseum

March 17, 1994 - K-State 78, Mississippi State 67

The first postseason win at Bramlage Coliseum

March 24, 1994 - K-State 115, Fresno State 77

Askia Jones scores a school-record 62 points

Nov. 22, 1997 - K-State 89, Long Beach State 50

The 100th win at Bramlage Coliseum

Dec. 23, 2000 - K-State 86, No. 19 Iowa 78

K-State ends 8-game losing streak vs. Top 25 teams

Feb. 12, 2002 - K-State 69, Texas A&M 38

The 150th win at Bramlage Coliseum

Feb. 8, 2006 - K-State 66, Iowa State 63

The 200th win at Bramlage Coliseum

Jan. 7, 2008 - K-State 85, Savannah State 25

The fewest points allowed at Bramlage Coliseum

Jan. 30, 2008 - No. 22 K-State 84, No. 2 Kansas 75

The first win over Kansas at Bramlage Coliseum

Dec. 8, 2009 - K-State 71, Xavier 56

The 250th win at Bramlage Coliseum

Jan. 18, 2010 - K-State 71, No. 1 Texas 62

The second win over a No. 1 team at Bramlage Coliseum

Feb. 14, 2011 - K-State 84, No. 1 Kansas 68

The third win over a No. 1 team at Bramlage Coliseum

Feb. 25, 2013 - No. 13 K-State 75, Texas Tech 55

The 300th win at Bramlage Coliseum

Feb. 6, 2016 - K-State 80, No. 1 Oklahoma 69

The fourth win over a No. 1 team at Bramlage Coliseum

Jan. 21, 2017 - K-State 79, No. 7 West Virginia 75

The 350th win at Bramlage Coliseum

March 9, 2019 - No. 18 K-State 68, Oklahoma 53

K-State clinches a share of the Big 12 title

Jan. 15, 2022 - K-State 62, No. 19 Texas Tech 51

The 400th win at Bramlage Coliseum

Nov. 7, 2022 - K-State 93, UTRGV 59

Jerome Tang's first win at Bramlage Coliseum

Jan. 17, 2023 - No. 13 K-State 83, No. 2 Kansas 82 (OT)

The first OT win over Kansas at Bramlage Coliseum

Dec. 1, 2024 - K-State 120, UAPB 73

The most K-State points scored at Bramlage Coliseum

Nov. 13, 2025 - K-State 99, California 96

The most combined points in Bramlage Coliseum history

Dec. 6, 2025 - Seton Hall 78, K-State 67

The loss was the 600th game at Bramlage Coliseum



BRAMLAGE COLISEUM

38th season [1988-present]

Now in its 38th season of hosting Wildcat men's basketball, the **Fred Bramlage Coliseum** has carved its own niche in K-State's colorful history of basketball homes. In keeping with the tradition established by Nichols Gymnasium (1910-50) and Ahearn Field House (1950-88), the arena has given the team a deafening, winning environment since its opening in 1988.

Dubbed the "Octagon of Doom," K-State has posted a 447-155 (.743) all-time mark in its current home, including an emotional 81-77 win over Purdue (led by alumnus **Gene Keady**) in the facility's debut on Nov. 26, 1988. The 447 victories are the most at a home venue for the Wildcats, surpassing the previous mark of 378 wins at Ahearn Field House (1950-88).

K-State has earned double-digit victories in 29 of its 37 seasons at Bramlage Coliseum, including a streak of 18 consecutive seasons from 2001-19. Three times Wildcat teams have set the single-season mark with 16 wins in the arena, which came in the 2008-09, 2010-11 and 2012-13 seasons. The 2010-11 team set the high mark for highest winning percentage (.611; .941) in a single season, which was then matched by the 2012-13 squad. The team recorded a 15-1 mark at home in 2022-23, which tied for the fewest losses in arena history.

K-State's home court advantage has been even better since the 2001-02 season, as the Wildcats have compiled a 308-98 (.759) record at Bramlage Coliseum, which includes a 178-21 (.901) mark in non-conference play. Among those 308 victories are 130 in Big 12 play, including 42 against ranked conference foes. In the last 24 seasons, the school has posted double-digit wins 21 times with an average of just over 12 home wins (12.7) per season.

Wins over Top 25 teams have also been a regular occurrence at Bramlage Coliseum since its opening with 54 ranked opponents falling to K-State, including 23 Top 10 opponents. Four No. 1 teams have been defeated during the arena's history, including No. 1 Missouri in 1990, No. 1 Texas in 2010, No. 1 Kansas in 2011 and No. 1 Oklahoma in 2016. The Wildcats have beaten at least one Top 25 opponent at Bramlage Coliseum every season since 2009-10.

The three Top 10 wins (No. 9 Baylor, No. 4 Kansas and No. 6 Iowa State) at Bramlage Coliseum in 2024 were a first in the arena's history. It surpassed the mark of two Top 10 wins set four times (1989-90, 2007-08, 2013-14, 2022-23).

In addition to wins, Bramlage Coliseum has also played host to some of the biggest crowds in the history of K-State basketball. The Wildcats have averaged better than 12,000 fans in 10 seasons since the doors to the arena opened in 1988-89, including a program-best 12,978 fans during that inaugural season.

Nine of the school's Top 10 attendance averages have come since 2006-07.

K-State has ranked among the NCAA's Top 40 nationally in attendance 13 times in the last 19 seasons, including a program-best 24th in 2012-13 (12,528) and 25th in both 2007-08 (12,529) and 2011-12 (12,783). In addition, the program has been rated 26th in 2006-07 (12,301), 2010-11 (12,652) and 2014-15 (12,549), 29th in 2013-14 (12,125) and 2016-17, 31st in 2009-10 (11,884), 32nd (11,903) in 2015-16 and 35th in 2018-19 (10,640).

K-State was one of 22 schools nationally and one of four Big 12 schools (Arizona, Iowa State and Texas Tech) to have both its men's and women's programs finish in the Top 40 nationally in average attendance in 2023-24, as the Wildcats finished 19th in women's basketball attendance with an average of 5,531 fans. The Wildcat women hosted NCAA First/Second Round action for the first time since 2017, selling out the arena for their Second Round matchup with Colorado.

Seating changes and construction has reduced capacity over the years to its current total of 11,010 for the 2025-26 season. The Wildcats sold out eight games and ranked 23rd nationally in percentage capacity at 87.57% as well as 39th in average (9,596) and total attendance (163,135) in 2022-23.

■ QUICK FACTS

Opened: Nov. 26, 1988

Groundbreaking: Oct. 18, 1986

Capacity: 11,010

Original cost: \$17.2 million

Building: The coliseum is named for the late 1935 K-State graduate and Junction City (Kan.) businessman

Fred Bramlage, who made the principle contribution.

All-Time Record: 447-155 (.743)

Conference Record: 180-123 (.594)

Big 12 Record: 149-98 (.603)

Record vs. Top 25: 54-75 (.419)

Record vs. Ranked Big 12: 50-72 (.410)

Record under Tang: 45-11 (.811)

4

Four No. 1 teams have gone down at Bramlage, including No. 1 Missouri in 1990, No. 1 Texas in 2010, No. 1 Kansas in 2011 and No. 1 Oklahoma in 2016.

45-11

K-State is 45-11 at Bramlage Coliseum under **Jerome Tang**, including 21-7 in Big 12 play. Tang is 13-4 at home vs. AP Top 25 opponents, including 4-2 in 2024-25.

54

K-State has defeated 54 ranked teams in the history of Bramlage Coliseum, including 51 ranked Big 12 foes.

308-98

K-State has tallied a 308-98 record at home since 2001-02, including 130 wins in Big 12 play. The 308 wins rank fourth among all Big 12 schools.

447

K-State has posted a 447-155 all-time record at Bramlage Coliseum since its opening in 1988-89. The 447 wins are the most at a home venue for the Wildcats.



JEROME TANG

HEAD COACH

Charter Oak State '07

Fourth Season at K-State [69-46]

33rd Season Overall | 23rd Season in College



COACH OF THE YEAR

Jerome Tang, who was selected as the 2023 Werner Ladder Naismith Men's College Coach of the Year after guiding the Wildcats to a 26-win season and its 13th trip to the Elite Eight in his inaugural season, is set to start his fourth season as the 25th head men's basketball coach at K-State in 2025-26.

With his relentless passion, energy and positivity, Tang has re-energized a K-State program which had endured three consecutive losing seasons before his arrival in 2022-23. In his first 3 seasons, he has led the Wildcats to a 61-42 (.592) record, including 28 wins in Big 12 play, with consecutive postseason appearances (2023 NCAA Tournament, 2024 NIT) highlighted by the run to the Elite Eight. He is one of just 4 head coaches (**Lon Kruger**, **Frank Martin** and **Bruce Weber**) to help the Wildcats to the postseason in their first 2 seasons.

Among his 69 wins at K-State are 16 against teams ranked in the Top 25, including 7 Top 10 opponents. The 16 career Top 25 wins tie **Tex Winter** (1954-68) for the fourth-most in school history, while the 7 against Top 10 competition are also fourth all-time. Thirteen of the 16 ranked wins have come in the friendly confines of Bramlage Coliseum, where Tang is 45-11 (.811) overall, including 21-7 (.750) in Big 12 play and 13-4 (.765) against ranked foes. The 13 career home Top 25 wins are the second-most by a head coach in school history.

In addition to the wins over ranked teams, Tang's teams have also proved to be clutch in his short tenure, posting a 13-1 mark in overtime games, including an NCAA single-season record 7 such wins in 2023-24. The 12-game winning streak in overtime games was the second-longest such streak in Division I history since 1950 and the second-longest streak behind Florida State (14; 2018-present) and right ahead of Winthrop (10; 2017-present). Including his time as interim head coach at Baylor, Tang is now 13-1 in overtime games.

Tang has helped reestablish the "Octagon of Doom" as one of the toughest places to play in college basketball, as the Wildcats have played before nine sellouts while posting a 43-11 record at home with 13 wins over Top 25 foes, including a pair of top-5 wins over archrival Kansas, two over top-10 Baylor and No. 6/6 Iowa State. The 15 home wins in 2022-23 were the most in nearly a decade (2014-15) and tied for the second-most in the arena's 35-year history.

During a roller coaster 2024-25 season that included a 6-game losing streak followed by a 6-game winning streak in Big 12 play, K-State could not overcome a disappointing non-conference season, as the Wildcats finished with a 16-17 overall record, including a tie for ninth place with TCU in the new-look 16-team Big 12 with a 9-11 mark. Among the 16 wins were 10 over teams that advanced to the postseason (3 NCAA Tournament, 1 NIT and 6 College Basketball Crown), including ranked wins over No. 3/3 Iowa State, No. 13/13 Arizona, No. 16/17 Cincinnati, No. 16/17 Kansas and No. 23/23 West Virginia.

Despite losing a pair of All-Americans in **Keyontae Johnson** and **Markquis Nowell** as well as a third starter in **Nae'Qwan Tomlin** right before the season, Tang kept the Wildcats in the NCAA Tournament conversation until the very end of the 2023-24 season before receiving a bid to the NIT, where they lost in the first round at Iowa. The team posted a 19-15 record, which included a tie for ninth with Oklahoma in the new 14-team Big 12 with an 8-10 mark. Among the 19 wins were 10 over teams that advanced to the postseason, including No. 9/9 Baylor, No. 4/4 Kansas, No. 25/21 BYU and No. 6/6 Iowa State.

The victories over the Bears and Jayhawks came in overtime, as the Wildcats set a new Division I single-season record with 7 overtime wins, breaking the mark of 6 set by Wake Forest (1983-84), Chattanooga (1988-89) and Lafayette (2007-08). The 7 overtime wins also broke the school record of 5, set in 1992-93 and 2022-23, while it is the most overtime games in school history (5 total set in 1992-93 and 2022-23). The 6 overtime home wins are also a Division I record.

Armed with just two returning players, the Wildcats posted a 26-10 overall record in Tang's inaugural season, which included a tie for third place in the nation's most difficult conference – the Big 12 – with an 11-7 mark and the school's 13th appearance in the Elite Eight and the first since 2017-18. The 26 wins are the third-most in school history, trailing the school-record 29 in 2009-10 and the 27 in 2012-13, and just the eighth 25-win campaign. His 26 wins are the second-most by a first-year head coach in school history.

During the team's historic season, Tang coached a pair of All-Americans in 2023 Bob Cousy Award winner **Markquis Nowell** and forward **Keyontae Johnson**, who became the first duo in school history to each earn the recognition from The Associated Press when they were selected to the Third Team. Both players were named to the All-Big 12 First Team, while Johnson was the league's Newcomer of the Year. Nowell was selected as the winner of Cousy Award as the nation's top point guard by the Naismith Basketball Hall of Fame after he finished second nationally in assists/game (8.3 apg.), total assists (297) and total steals (92) while ranking in the top-15 in four others. He was chosen the East Regional Most Outstanding Player after guiding the Wildcats to the Elite Eight, averaging 23.5 points, 13.5 assists and 4.0 steals in his 4-game NCAA Tournament run, which included a tournament and school-record 19-assist performance in the win over Michigan State on March 23. Nowell was also named a Third Team All-American by *The Sporting News*, NABC and U.S. Basketball Writers Association.

Tang arrived at K-State on March 21, 2022 after a 19-year stint at Baylor (2003-22), where as an original member of **Scott Drew's** staff played an instrumental role in building the Bears' program from one rocked by scandal and NCAA probation into one of the nation's top programs highlighted by the 2021 NCAA Championship. He helped Baylor win 397 games, including 168 in Big 12 play, to go with 13 postseason appearances (10 NCAA Tournaments, 3 NITs).

JEROME TANG FILE

Experience	33rd year [Fourth at K-State]
Date Hired	March 21, 2022
Birthdate	October 7
Hometown	San Fernando, Trinidad [West Indies]
Wife	Careylyen [Rey]
Children	Son Seven, Daughter Aylyn
	Adopted sons Lamar & Richard Hurd

EDUCATION

► Charter Oak State College '07 [B.S., Emphasis in Leadership]

COACHING EXPERIENCE

- Heritage Christian Academy [Texas], Head Coach [1993-2003]
- Baylor, Assistant Coach [2003-17]
- Baylor, Associate Head Coach [2017-22]
- K-State, Head Coach [2022-present]

COACHING HONORS

- 1995 TAPPS Division A State Champion
- 1999 TAPPS Division A State Champion
- 2000 TAPPS Division A State Champion
- 2001 TAPPS Division A State Champion
- 2022 Texas Association of Basketball Coaches (TABC) Division I Men's Assistant Coach of the Year
- 2023 Big 12 Coach of the Year [league coaches/AP]
- 2023 NABC [USBWA District Coach of the Year]
- 2023 Werner Ladder Naismith Men's Coach of the Year
- 2023 College Hoops Today National Coach of the Year
- 2023 Ben Jobe National Coach of the Year [finalist]
- 2023 Jim Phelan National Coach of the Year [finalist]
- 2023 Joe B. Hall National Coach of the Year [finalist]
- 2025 Jim Haney Master Coach Award [Nations of Coaches]

YEAR-BY-YEAR AS A HEAD COACH

Year	School	Record (Conf.)	Postseason
2022-23	K-State	26-10 (11-7/t-3rd)	NCAA Elite Eight
2023-24	K-State	19-15 (8-10)	NIT First Rd.
2024-25	K-State	16-17 (9-11)	—
2025-26	K-State	8-4 (0-0)	—
Totals (4 years)		69-46 (28-28)	

13-1

BY THE NUMBER

Record in Overtime Games

- 2021 NCAA Champions
- 2013 NIT Champions
- 2021, 2022 Big 12 Regular-Season Champions
- NCAA Tournaments [11 Appearances]
- [2008, 2010, 2012, 2014, 2015, 2016, 2017, 2019, 2021, 2022, 2023]
- NCAA Final Four [2021]
- NCAA Elite Eight [2010, 2012, 2021, 2023]
- NCAA Sweet 16 [2010, 2012, 2014, 2017, 2021, 2023]
- 13 All-Americans [2 Consensus]
- 64 All-Big 12 Selections [11 on First Team]

RECORD BREAKDOWN

Overall: 71-46 (30-28 Big 12) *only 2013 games count toward official record

First 4 wins came as an interim head coach at Baylor

- 1/5/13 - Baylor 86, Texas 79 [OT] [Waco, Texas]*
- 1/8/13 - Baylor 82, at Texas Tech 48 [Lubbock, Texas]*
- 11/28/20 - Baylor 112, Louisiana 82 [Las Vegas, Nev.]
- 11/29/20 - Baylor 86, Washington 52 [Las Vegas, Nev.]

■ ASSISTANT COACHES



MATTHEW DRISCOLL

Associate Head Coach
1st Season

► Joined the K-State staff on May 23, 2025 after a 16-year stint as the head coach at North Florida (2009-25), where he became the school's all-time winningest coach (248).

► Driscoll's relationship with Tang dates more than 20 years, as the two coached alongside each other for 6 seasons (2003-09) at Baylor.



JAREEM DOWLING

Assistant Coach
4th Season

► Was the first announced member of head coach **Jerome Tang's** inaugural coaching staff on March 29, 2022.

► Helps run a defensive scheme that has ranked among *KenPom's* top-40 in adjusted defensive efficiency, including 27th (95.0) in 2022-23, 25th (96.8) in 2023-24 and 36th (97.2) in 2024-25.



RODNEY PERRY

Assistant Coach
4th Season

► Joined the K-State staff on July 27, 2022 as a original member of **Jerome Tang's** coaching staff, primarily focusing on offense.

► A finalist for the 2022 *Jersey Mike's* Naismith High School Boys Coach of the Year, Perry came to K-State from Link Academy in Branson, Mo., where he the Lions to a national runner-up finish.



ANTHONY WINCHESTER

Assistant Coach
4th Season

► Is in the midst of his fourth season at K-State, including his third as an assistant coach after beginning his career as the program's Director of Video Operations in 2022-23.

► Enjoyed a Hall of Fame career at WKU from 2002-06, scoring 1,732 points and becoming an AP All-American as a senior in 2005-06.



BILL PETERSON

Assistant Coach
1st Season

► Joined the K-State staff on April 29, 2025 with experience at virtually every level of college and professional coaching, including time in the NBA with Golden State, Dallas and Milwaukee.

► Peterson previously coached along **Jerome Tang** while at Baylor from 2017-22 where they helped guide the Bears to 2021 national title.



MARCO BORNE

Chief of Staff
4th Season

► Joined the K-State staff on March 29, 2022 as the program's Chief of Staff, where he assists **Jerome Tang** in all areas.

► A native of New Orleans, Borne has been a head coach at Paul Quinn College (2009-11) and as interim head coach at Southern-New Orleans in 2006-07 after Hurricane Katrina.

HIGHS/LOWS OF THE JEROME TANG ERA [2023-present]

Individual

Category	Kansas State	Opponent
Points	37 - P.J. Haggerty vs. Mississippi State (11/20/25)	38 - Jalen Wilson, Kansas (1/17/23)
Points in a Half	27 - P.J. Haggerty vs. Tulsa (11/17/25)	22 - Payton Sandfort, Iowa (3/19/24)
Field Goals Made	13 - P.J. Haggerty vs. Mississippi State (11/20/25)	12 - Jalen Wilson, Kansas (1/17/23) 12 - Hunter Dickinson, Kansas (1/18/25)
Field Goals Attempted	22 - Cam Carter vs. Miami (11/19/23) 22 - Dug McDaniel vs. Arizona (2/11/25)	25 - Jalen Wilson, Kansas (1/17/23)
Highest FG Percentage (min. 5 made)	100.0 (9-of-9) - Keyontae Johnson at Butler (11/30/22) 100.0 (9-of-9) - David N'Guessan vs. Abilene Christian (12/6/22) 100.0 (5-of-5) - Will McNair Jr. at West Virginia (1/9/24) 100.0 (6-of-6) - David N'Guessan vs. Cleveland State (11/9/24) 100.0 (8-of-8) - Khamari McGriff vs. Bellarmine (11/8/25) 100.0 (7-of-7) - David Castillo vs. Bellarmine (11/8/25)	100.0 (6-of-6) - Dillon Mitchell, Texas (3/13/24) 100.0 (5-of-5) - Daimion Collins, LSU (11/14/24) 100.0 (6-of-6) - Sam Hoiberg, Nebraska (11/21/25)
Highest FG Percentage (min. 10 made)	83.3 (10-of-12) - P.J. Haggerty vs. South Dakota (12/20/25)	73.3 (11-of-15) - Abou Ousmane, Oklahoma State (1/7/25)
3-Point Field Goals Made	7 - Abdi Bashir Jr. vs. Nebraska (11/21/25)	8 - Mitch Mascari, Drake (12/17/24)
3-Point Field Goals Attempted	15 - Abdi Bashir Jr. vs. Nebraska (11/21/25)	14 - Erik Stevenson, West Virginia (3/4/23) 14 - Pryce Sandfort, Nebraska (11/21/25)
3-Point Field Goal Percentage (min. 3 made)	100.0 (5-of-5) - Brendan Hausen vs. Oklahoma State (1/29/25) 100.0 (5-of-5) - David Castillo vs. Bellarmine (11/8/25)	80.0 (4-of-5) - Nicolas Timberlake, Kansas (3/5/24) 80.0 (8-of-10) - Mitch Mascari, Drake (12/17/24)
Free Throws	14 - Tylor Perry vs. Providence (11/17/23)	14 - Kedrian Johnson, West Virginia (3/4/23)
Free Throws Attempted	14 - Tylor Perry vs. Providence (11/17/23)	16 - Keyonte George, Baylor (1/7/23)
Free Throw Percentage (min. 5 made)	100.0 (14-of-14) - Tylor Perry vs. Providence (11/17/23)	100.0 - 14 times
Offensive Rebounds	10 - David N'Guessan vs. New Orleans (11/5/24)	11 - Juwan Gary, Nebraska (12/17/23)
Defensive Rebounds	13 - Arthur Kaluma vs. Chicago State (1/2/24)	14 - Hunter Dickinson, Kansas (3/5/24)
Total Rebounds	17 - David N'Guessan at TCU (1/4/25)	20 - Hunter Dickinson, Kansas (3/5/24)
Assists	\$19 - Markquis Nowell vs. Michigan State (3/23/23)	11 - Mike Miles Jr., TCU (1/14/23) 11 - Dajuan Harri Jr., Kansas (1/17/23) 11 - Jacari Lane, North Alabama (12/2/23)
Blocks	5 - Nae'Qwan Tomlin vs. Rhode Island (11/21/22) 5 - Will McNair Jr. at Texas Tech (1/13/24) 5 - Coleman Hawkins vs. Kansas (2/8/25) 5 - Dorin Buca vs. Mississippi Valley State (12/8/25)	8 - Moustapha Thiam, UCF (2/26/25)
Steals	7 - Markquis Nowell vs. West Virginia (12/31/22)	6 - Micah Peavy, TCU (2/7/23) 6 - Kedrian Johnson, West Virginia (3/4/23) 6 - Charlie Easley, South Dakota State (11/13/23) 6 - Keshon Gilbert, Iowa State (3/14/24)
Minutes Played	45 - Keyontae Johnson vs. Michigan State (3/23/23) 45 - Tylor Perry vs. Kansas (2/5/24)	45 - Jalen Wilson, Kansas (1/17/23) 45 - Isaac McBride, Oral Roberts (11/29/23) 45 - Kareem Thompson, Oral Roberts (11/29/23) 45 - Daniel Abreu, Drake (12/17/24) 45 - Bennett Stirtz, Drake (12/17/24)

Team

K-State High	K-State Low	Category	Opponent High	Opponent Low
\$120 vs. UAPB (12/1/24)	46 vs. Nebraska (12/17/23)	Points Scored	103 by Texas (1/3/23)	49 twice
41 vs. South Dakota (12/20/25)	16 twice	Field Goals	35 twice	16 by Mississippi Valley State (12/8/25)
75 vs. Central Arkansas (11/22/23)	45 vs. Cleveland State (11/9/24)	Field Goals Attempted	77 by West Virginia (2/26/24)	47 by California (11/11/22)
64.4 vs. California (11/13/25)	26.7 vs. Nebraska (12/17/23)	FG Percentage	57.1 by Iowa State (1/24/23)	25.8 by Mississippi Valley State (12/8/25)
21 vs. UAPB (12/1/24)	1 twice	3-Point Field Goals Made	15 by California (11/13/25)	1 by Iowa State (3/14/24)
\$40 vs. UAPB (12/1/24)	12 vs. Abilene Christian (12/6/22)	3-Point Field Goals Attempted	37 by Arizona State (2/4/25)	10 by Wichita State (12/21/24)
60.9 vs. Bellarmine (11/8/25)	5.3 vs. Arizona (2/11/25)	3-Point Field Goal Percentage	56.3 by Drake (12/17/24)	7.1 by Iowa State (3/14/24)
34 vs. North Alabama (12/2/23)	2 twice	Free Throws	29 by Baylor (1/7/23)	1 by Nebraska (12/17/23)
48 vs. North Alabama (12/2/23)	3 at Butler (11/30/22)	Free Throws Attempted	39 twice	4 by Nebraska (12/17/23)
100.0 vs. Villanova (12/5/23)	40.0 twice	Free Throw Percentage	100.0 by Mississippi Valley State (11/19/24)	25.0 by Nebraska (12/17/23)
29 at TCU (1/4/25)	2 twice	Offensive Rebounds	23 twice	3 by Iowa State (3/8/25)
38 vs. Florida (1/28/23)	14 at Iowa State (1/24/23)	Defensive Rebounds	36 by St. John's (12/7/24)	11 by Bellarmine (11/8/25)
63 vs. Central Arkansas (11/22/23)	20 twice	Total Rebounds	57 by Nebraska (12/17/23)	22 4 times
27 twice	8 vs. Cincinnati (12/30/24)	Fouls	28 by North Alabama (12/2/23)	8 by TCU (1/14/23)
2 twice	0 95 times	Fouled Out	3 4 times	0 86 times
30 twice	6 at BYU (2/15/25)	Assists	22 twice	5 by Wichita State (12/3/22)
23 at Texas Tech (2/11/23)	5 twice	Turnovers	26 by UTRGV (11/7/22)	4 by Baylor (1/22/25)
9 3 times	0 8 times	Blocks	9 by Kansas (1/31/23)	0 5 times
16 vs. UAPB (12/1/24)	1 vs. Texas (3/13/24)	Steals	15 by TCU (1/14/23)	1 by Kansas (1/18/25)
56 3 times	18 6 times	Points in Paint	54 by TCU (1/14/23)	10 by Mississippi Valley State (12/8/25)
32 vs. UAPB (12/1/24)	4 3 times	Points off Turnovers	31 by Oklahoma State (1/7/25)	2 twice
\$34 vs. Central Arkansas (11/22/23)	0 twice	2nd Chance Points	25 by TCU (3/9/23)	0 by UIW (12/11/22)
27 3 times	0 vs. TCU (3/9/23)	Fast Break Points	32 by TCU (1/14/23)	0 twice
\$68 vs. UAPB (12/1/24)	2 twice	Bench Points	42 by BYU (2/24/24)	2 by Kansas (2/5/24)
63 vs. UAPB (12/1/24)	19 vs. Oklahoma (1/30/24)	Points/1st Half	56 by Houston (1/11/25)	16 by Florida (1/28/23)
67.6 twice	23.1 twice	FG Percentage/1st Half	62.5 by Oral Roberts (11/28/23)	17.9 by Central Arkansas (11/22/23)
60 vs. UNC Greensboro (11/4/25)	12 vs. Nebraska (12/17/23)	Points/2nd Half	63 by Texas (1/3/23)	18 twice
70.4 vs. Oklahoma (3/1/23)	16.0 vs. Nebraska (12/17/23)	FG Percentage/2nd Half	68.2 by Kansas (1/18/25)	21.9 by Iowa State (2/18/23)
16 5 times	9 vs. Villanova (12/5/23)	Points/Overtime	13 by Providence (11/17/23)	6 twice
83.3 vs. Nevada (11/22/22)	33.3 vs. Kansas (1/17/23)	FG Percentage/Overtime	50.0 3 times	20.0 by West Virginia (2/26/24)

SSchool record



2025-26 RESULTS

Overall Record: 8-4 (Home: 6-2 // Away: 1-1 // Neutral: 1-1)

Big 12 Record: 0-0 (Home: 0-0 // Away: 0-0)

Date	Rk	Opponent	W/L	Score	Record [Big 12]	High Scorer	High Rebounds	High Assists	High Steals	High Blocks	Attend.
Oct. 24	rv/rv	1@rv/rv Missouri	L	91-100	—	Haggerty (23)	Two players (6)	Haggerty (6)	Haggerty (2)	Two players (1)	—
Oct. 29	rv/rv	2NEWMAN	W	112-90	—	Haggerty (27)	Ikegwuruka (6)	Haggerty (10)	Rapique (5)	Three players (2)	6,901
Nov. 5	rv/rv	UNC GREENSBORO	W	93-64	1-0	Haggerty (27)	N. Johnson (9)	N. Johnson (9)	Rapique (3)	Two players (2)	7,765
Nov. 8	rv/rv	BELLARMINE	W	98-71	2-0	Haggerty (23)	N. Johnson (7)	Haggerty (11)	Two players (2)	Two players (1)	8,040
Nov. 13	rv/rv	CALIFORNIA	W	99-96	3-0	Haggerty (23)	Castillo (4)	Haggerty (6)	Two players (2)	Buca (4)	7,521
Nov. 17	rv/—	TULSA	W	84-83	4-0	Haggerty (31)	Haggerty (10)	N. Johnson (4)	Haggerty (2)	Two players (1)	7,123
Nov. 20	rv/—	3vs. Mississippi State	W	98-77	5-0	Haggerty (37)	Haggerty (7)	Haggerty (8)	Two players (2)	Four players (1)	5,278
Nov. 21	rv/—	4vs. Nebraska	L	85-86	5-1	Haggerty (27)	Haggerty (6)	Haggerty (7)	Five players (1)	McGriff (2)	6,743
Nov. 25	—/—	@25/24 Indiana	L	69-86	5-2	Haggerty (16)	Two players (5)	Three players (2)	Three players (2)	Two players (1)	12,342
Dec. 1	—/—	BOWLING GREEN	L	66-82	5-3	Castillo (22)	Ikegwuruka (7)	Three players (2)	N. Johnson (2)	McGriff (3)	6,917
Dec. 6	—/—	rv/— SETON HALL	L	67-78	5-4	McGriff (12)	McGriff (8)	Haggerty (6)	Haggerty (3)	Two players (3)	9,195
Dec. 8	—/—	MISSISSIPPI VALLEY	W	108-49	6-4	Haggerty (28)	Two players (6)	N. Johnson (6)	N. Johnson (5)	Buca (5)	6,682
Dec. 13	—/—	@Creighton	W	83-76	7-4	Castillo (19)	Two players (6)	N. Johnson (6)	N. Johnson (4)	McGriff (2)	16,657
Dec. 20	—/—	SOUTH DAKOTA	W	106-76	8-4	Haggerty (24)	Two players (6)	Two players (5)	N. Johnson (5)	McGriff (4)	7,287
Dec. 28	—/—	ULM									
Jan. 3	—/—	BYU*									
Jan. 7	—/—	@Arizona*									
Jan. 10	—/—	@Arizona State*									
Jan. 14	—/—	UCF*									
Jan. 17	—/—	@Oklahoma State*									
Jan. 20	—/—	UTAH*									
Jan. 24	—/—	KANSAS*									
Jan. 27	—/—	@West Virginia*									
Feb. 1	—/—	IOWA STATE*									
Feb. 7	—/—	@TCU*									
Feb. 11	—/—	CINCINNATI*									
Feb. 14	—/—	@Houston*									
Feb. 17	—/—	BAYLOR*									
Feb. 21	—/—	@Texas Tech*									
Feb. 25	—/—	@Colorado*									
Feb. 28	—/—	TCU*									
Mar. 3	—/—	WEST VIRGINIA*									
Mar. 7	—/—	@Kansas*									
Mar. 10-14	—/—	4vs. TBD									

1 – Exhibition (Mizzou Arena, Columbia, Mo.)
2 – Exhibition (Bramlage Coliseum, Manhattan, Kan.)
3 – Hall of Fame Classic (T-Mobile Center, Kansas City, Mo.)
4 – Phillips 66 Big 12 Conference Tournament (T-Mobile Center, Kansas City, Mo.)
* – Big 12 Conference game

Attendance / Record Summary

► Overall

Site	G	W-L	Total	Avg.	High
Home	8	6-2	60,530	7,567	9,195 vs. Seton Hall (12/6/25)
Away	2	1-1	28,999	14,500	16,657 at Creighton (12/13/25)
Neutral	2	1-1	12,021	6,011	6,743 vs. Nebraska (11/21/25)
Total	12	8-4	101,550	8,463	16,657 at Creighton (12/13/25)

► Big 12

Site	G	W-L	Total	Avg.	High
Home	—	—	—	—	—
Away	—	—	—	—	—
Neutral	—	—	—	—	—
Total	—	—	—	—	—

Win/Loss Margin

	1	2	3	4	5	6	7	8	9	10	11	12	13	14	15	16	17	18	19	20-24	25+
Wins (8)	1		1				1													1	4
Losses (4)	1										1					1	1				

Largest Leads / Deficits

► When Leading

Largest Margin of Victory	59 vs. Mississippi Valley State (12/8/25)
Largest Overall Lead	61 vs. Mississippi Valley State (12/8/25)
Largest Halftime Lead	34 vs. Mississippi Valley State (12/8/25)
Largest Lead in a Loss	5 vs. Nebraska (11/21/25)
Largest Halftime Lead in a Loss	—
Largest K-State Run	15-0 vs. UNC Greensboro (11/4/25)

► When Trailing

Largest Margin of Defeat	17 at Indiana (11/25/25)
Largest Overall Deficit	23 at Indiana (11/25/25)
Largest Halftime Deficit	14 vs. Bowling Green (12/1/25)
Largest Deficit Overcome in a Win	10 vs. UNC Greensboro (11/4/25)
Largest Halftime Deficit in a Win	1 vs. UNC Greensboro (11/4/25)
Largest Opponent Run	15-0 by Nebraska (11/21/25)



2025-26 SEASON BOX SCORE

Game Records

Record	Overall	Home	Away	Neutral
ALL GAMES	8-4	6-2	1-1	1-1
CONFERENCE	0-0	0-0	0-0	0-0
NON-CONFERENCE	8-4	6-2	1-1	1-1

Score by Periods

Team	1st	2nd	OT	TOT
Kansas St.	506	550	0	1056
Opponents	424	500	0	924

Team Box Score

No.	Player				Total		3-Point		F-Throw		Rebounds											
		GP-GS	MIN	AVG	FG-FGA	FG%	3FG-3FGA	3FG%	FT-FTA	FT%	OFF	DEF	TOT	AVG	PF	DQ	A	TO	BLK	STL	PTS	AVG
4	HAGGERTY, PJ	12-12	388:54	32.4	97-187	.519	16-40	.400	64-88	.727	13	45	58	4.8	28	0	55	46	1	11	274	22.8
10	CASTILLO, David	12-2	283:49	23.7	57-115	.496	27-64	.422	23-28	.821	7	21	28	2.3	17	0	30	15	1	4	164	13.7
1	BASHIR JR., Abdi	12-12	278:51	23.2	52-117	.444	46-94	.489	6-10	.600	2	26	28	2.3	12	0	29	14	0	6	156	13.0
34	JOHNSON, Nate	12-12	368:07	30.7	54-106	.509	23-54	.426	16-20	.800	11	52	63	5.3	28	0	47	21	3	27	147	12.3
21	MCGRIFF, Khamari	12-12	239:01	19.9	49-68	.721	1-3	.333	24-36	.667	24	29	53	4.4	37	1	12	10	17	8	123	10.3
47	KOSTIC, Andrej	9-0	97:39	10.9	13-37	.351	7-23	.304	4-5	.800	9	9	18	2.0	10	0	11	7	1	3	37	4.1
3	JONES, CJ	12-0	201:17	16.8	16-43	.372	6-18	.333	8-10	.800	4	25	29	2.4	12	0	15	8	1	6	46	3.8
0	RAPIEQUE, Elias	12-9	204:14	17.0	16-37	.432	4-11	.364	5-13	.385	15	19	34	2.8	39	1	18	11	4	11	41	3.4
22	BUCA, Dorin	11-0	119:18	10.8	10-21	.476	0-2	.000	12-17	.706	14	22	36	3.3	18	1	8	10	18	0	32	2.9
15	MANNING, Taj	10-0	86:40	8.7	7-15	.467	0-5	.000	4-4	1.000	10	20	30	3.0	3	0	1	2	4	2	18	1.8
14	IKEGWURUKA, Mobi	8-1	105:42	13.2	5-9	.556	0-0	.000	3-6	.500	7	12	19	2.4	19	0	4	5	4	4	13	1.6
6	JOHNSON, Marcus	4-0	17:39	4.4	1-4	.250	1-4	.250	0-0	.000	0	5	5	1.3	3	0	0	2	0	0	3	0.8
23	OSEI, Stephen	3-0	08:49	2.9	1-3	.333	0-0	.000	0-0	.000	2	1	3	1.0	1	0	0	3	0	0	2	0.7
Team											21	26	47					2				
Total		12	2400		378-762	.496	131-318	.412	169-237	.713	139	312	451	37.6	227	3	230	156	54	82	1056	88.0
Opponents		12	2400		324-754	.430	100-306	.327	176-244	.721	137	257	394	32.8	200	3	180	158	39	92	924	77.0

Team Statistics

	KSTATE	OPP
Scoring	1056	924
Points per game	88.0	77.0
Scoring margin	+11.0	-
Field goals-att	378-762	324-754
Field goal pct	.496	.430
3 point fg-att	131-318	100-306
3-point FG pct	.412	.327
3-pt FG made per game	10.9	8.3
Free throws-att	169-237	176-244
Free throw pct	.713	.721
F-Throws made per game	14.1	14.7
Rebounds	451	394
Rebounds per game	37.6	32.8
Rebounding margin	+4.8	-
Assists	230	180
Assists per game	19.2	15.0
Turnovers	156	158
Turnovers per game	13.0	13.2
Turnover margin	+0.2	-
Assist/turnover ratio	1.5	1.1
Steals	82	92
Steals per game	6.8	7.7
Blocks	54	39
Blocks per game	4.5	3.3
Winning streak	3	-
Home win streak	2	-
Attendance	60530	28999
Home games-Avg/Game	8-7566	2-14500
Neutral site-Avg/Game	-	2-6011


Team Results

Date	Opponent		Score	Att.
11/04/2025	UNC Greensboro	W	93-64	7765
11/08/2025	Bellarmine	W	98-71	8040
11/13/2025	California	W	99-96	7521
11/17/2025	Tulsa	W	84-83	7123
11/20/2025	vs Mississippi St.	W	98-77	5278
11/21/2025	vs Nebraska	L	85-86	6743
11/25/2025	at Indiana	L	69-86	12342
12/01/2025	Bowling Green	L	66-82	6917
12/06/2025	Seton Hall	L	67-78	9195
12/08/2025	Mississippi Val.	W	108-49	6682
12/13/2025	at Creighton	W	83-76	16657
12/20/2025	South Dakota	W	106-76	7287

2025-26 GAME-BY-GAME STATISTICS

Opponent	W/L	1H	2H	OT	TOT	+/-	FGM-A	Pct.	3FM-A	Pct.	FTM-A	Pct.	OR	DR	TOT	+/-	A	TO	TO Mar	BLK	STL	PF
KANSAS STATE	W	33	60	—	93	+29	34-67	50.7	14-27	51.9	11-20	55.0	11	31	42	+11	22	16	+2	7	9	20
UNC Greensboro		34	30	—	64		23-61	37.7	6-20	30.0	12-20	60.0	10	21	31		15	18		3	11	17
KANSAS STATE	W	46	52	—	98	+27	33-53	62.3	14-23	60.9	18-23	78.3	11	25	36	+14	24	18	-5	3	5	19
Bellarmine		30	41	—	71		28-61	45.9	4-20	20.0	11-17	64.7	11	11	22		11	13		1	12	20
KANSAS STATE	W	55	44	—	99	+3	38-59	64.4	9-18	50.0	14-21	66.7	6	19	25	-1	21	17	0	5	9	17
California		34	62	—	96		35-62	56.5	15-28	53.6	11-14	78.6	9	17	26		21	17		5	11	20
KANSAS STATE	W	39	45	—	84	+1	30-68	44.1	5-24	20.8	19-21	90.5	12	28	40	+2	18	10	-1	2	5	19
Tulsa		34	49	—	83		27-66	40.9	8-30	26.7	21-29	72.4	14	24	38		16	9		1	7	16
KANSAS STATE	W	44	54	—	98	+21	37-73	50.7	14-30	46.7	10-11	90.9	12	26	38	+4	22	8	+6	4	5	19
vs. Mississippi State		36	41	—	77		26-60	43.3	7-25	28.0	18-23	78.3	9	25	34		11	14		5	3	14
KANSAS STATE	L	35	50	—	85	-1	27-62	43.5	12-35	34.3	19-22	86.4	9	23	32	0	19	13	-1	2	5	17
vs. Nebraska		45	41	—	86		33-61	54.1	8-32	25.0	12-20	60.0	8	24	32		16	12		0	6	17
KANSAS STATE	L	27	42	—	69	-17	24-57	42.1	8-20	40.0	13-15	86.7	8	20	28	-7	10	19	-2	2	6	25
@Indiana		39	47	—	86		27-57	47.4	10-33	30.3	22-29	75.9	11	24	35		15	17		4	7	20
KANSAS STATE	L	35	31	—	66	-16	24-61	39.3	6-23	26.1	12-22	54.5	13	19	32	-7	11	6	+2	3	3	18
Bowling Green		49	33	—	82		28-62	45.2	12-26	46.2	14-19	73.7	15	24	39		16	8		2	3	15
KANSAS STATE	L	29	38	—	67	-11	23-62	37.1	6-30	20.0	15-35	42.9	19	28	47	+3	16	16	-4	7	7	22
Seton Hall		35	43	—	78		28-72	38.9	5-23	21.7	17-22	77.3	15	29	44		15	12		5	10	22
KANSAS STATE	W	55	53	—	108	+59	38-66	57.6	19-36	52.8	13-16	81.3	12	33	45	+15	30	14	+5	6	13	15
Mississippi Valley State		21	28	—	49		16-62	25.8	4-18	22.2	13-16	81.3	12	18	30		11	19		4	8	12
KANSAS STATE	W	51	32	—	83	+7	29-68	42.6	12-28	42.9	13-15	86.7	15	27	42	+7	14	7	0	4	5	16
@Creighton		33	43	—	76		25-63	39.7	12-32	37.5	14-15	93.3	11	24	35		15	7		7	4	13
KANSAS STATE	W	57	49	—	106	+30	41-66	62.1	12-24	50.0	12-16	75.0	11	33	44	+16	23	12	0	9	10	21
South Dakota		34	42	—	76		28-67	41.8	9-19	47.4	11-20	55.0	12	16	28		18	12		2	10	14
KANSAS STATE																						
ULM																						
KANSAS STATE																						
BYU																						
KANSAS STATE																						
@Arizona																						
KANSAS STATE																						
@Arizona State																						
KANSAS STATE																						
UCF																						
KANSAS STATE																						
@Oklahoma State																						
KANSAS STATE																						
Utah																						
KANSAS STATE																						
Kansas																						
KANSAS STATE																						
@West Virginia																						
KANSAS STATE																						
Iowa State																						
KANSAS STATE																						
@TCU																						
KANSAS STATE																						
Cincinnati																						
KANSAS STATE																						
@Houston																						
KANSAS STATE																						
Baylor																						
KANSAS STATE																						
@Texas Tech																						
KANSAS STATE																						
@Colorado																						
KANSAS STATE																						
TCU																						
KANSAS STATE																						
West Virginia																						
KANSAS STATE																						
@Kansas																						
KANSAS STATE																						
vs. TBD																						

2025-26 SUPERLATIVES



Individual

Category	Kansas State	Opponent
Points Scored	37 - P.J. Haggerty vs. Mississippi State (11/21/25)	27 - Chris Bell, California (11/13/25) 27 - Sam Towns, Bowling Green (12/1/25)
Field Goals	13 - P.J. Haggerty vs. Mississippi State (11/21/25)	9 - Michael Wilson Jr., Bellarmine (11/8/25) 9 - Dai Dai Ames, California (11/13/25) 9 - Chris Bell, California (11/13/25) 9 - Sam Towns, Bowling Green (12/1/25)
Field Goals Attempted	21 - P.J. Haggerty vs. Mississippi State (11/21/25) 21 - P.J. Hagerty vs. Nebraska (11/21/25)	23 - Michael James, Mississippi Valley State (12/8/25)
Highest FG Percentage (min. 5 made)	100.0 (8-of-8) - Khamari McGriff vs. Bellarmine (11/8/25) 100.0 (7-of-7) - David Castillo vs. Bellarmine (11/8/25)	100.0 (6-of-6) - Sam Hoiberg, Nebraska (11/21/25)
Highest FG Percentage (min. 10 made)	83.3 (10-of-12) - P.J. Haggerty vs. South Dakota (12/20/25)	43.5 (10-of-23) - Michael James, Mississippi Valley State (12/8/25)
3-Point Field Goals Made	7 - Abdi Bashir Jr. vs. Nebraska (11/21/25)	7 - Chris Bell, California (11/13/25)
3-Point Field Goals Attempted	15 - Abdi Bashir Jr. vs. Nebraska (11/21/25)	14 - Pryce Sandfort, Nebraska (11/21/25)
3-Point Field Goal Percentage (min. 3 made)	85.7 (6-of-7) - Nate Johnson vs. UNC Greensboro (11/4/25)	77.8 (7-of-9) - Chris Bell, California (11/13/25)
Free Throws	11 - P.J. Haggerty vs. Bellarmine (11/8/25) 11 - P.J. Haggerty vs. Tulsa (11/17/25)	13 - Reed Bailey, Indiana (11/25/25)
Free Throws Attempted	12 - P.J. Haggerty vs. Bellarmine (11/8/25) 12 - P.J. Haggerty vs. California (11/13/25) 12 - P.J. Haggerty vs. Tulsa (11/17/25)	15 - Reed Bailey, Indiana (11/25/25)
Free Throw Percentage (min. 5 made)	100.0 (5-of-5) - Abdi Bashir Jr. vs. Nebraska (11/21/25)	100.0 (8-of-8) - Myles Rigsby, Tulsa (11/17/25) 100.0 (6-of-6) - Sam Towns, Bowling Green (12/1/25) 100.0 (9-of-9) - A.J. Staton-McCray, Seton Hall (12/6/25)
Free Throw Percentage (min. 10 made)	91.7 (11-of-12) - P.J. Haggerty vs. Bellarmine (11/8/25) 91.7 (11-of-12) - P.J. Haggerty vs. Tulsa (11/17/25)	86.7 (13-of-15) - Reed Bailey, Indiana (11/25/25)
Offensive Rebounds	7 - Khamari McGriff vs. Seton Hall (12/6/25)	5 - Justin Neely, UNC Greensboro (11/4/25) 5 - Miles Barnstable, Tulsa (11/17/25) 5 - Troy Glover II, Bowling Green (12/1/25)
Defensive Rebounds	8 - Nate Johnson vs. UNC Greensboro (11/4/25)	6 - Achor Achor, Mississippi State (11/20/25) 6 - Shawn Jones Jr., Mississippi State (11/20/25) 6 - Sam Towns, Bowling Green (12/1/25) 6 - X'Zaevion Barnett, Mississippi Valley (12/8/25) 6 - Jasen Green, Creighton (12/13/25)
Total Rebounds	10 - P.J. Haggerty vs. Tulsa (11/17/25)	9 - Justin Neely, UNC Greensboro (11/4/25) 9 - Miles Barnstable, Tulsa (11/17/25) 9 - Achor Achor, Mississippi State (11/20/25)
Assists	11 - P.J. Haggerty vs. Bellarmine (11/8/25)	9 - Uzziah Buntyn, South Dakota (12/20/25)
Blocked Shots	5 - Dorin Buca vs. Mississippi Valley State (12/8/25)	3 - Dhiaukuei Manyiel Dut, California (11/13/25) 3 - Owen Freeman, Creighton (12/13/25)
Steals	5 - Nate Johnson vs. Mississippi Valley State (12/8/25) 5 - Nate Johnson vs. South Dakota (12/20/25)	5 - Dai Dai Ames, California (11/13/25)
Minutes Played	37 - P.J. Haggerty vs. Nebraska (11/21/25)	38 - Michael James, Mississippi Valley State (12/8/25)


Team

K-State High	K-State Low	Category	Opponent High	Opponent Low
108 vs. Mississippi Valley State (12/8/25)	66 vs. Bowling Green (12/1/25)	Points Scored	96 by California (11/13/25)	#49 by Mississippi Valley State (12/8/25)
41 vs. South Dakota (12/20/25)	23 vs. Seton Hall (12/6/25)	Field Goals	35 by California (11/13/25)	#16 by Mississippi Valley State (12/8/25)
73 vs. Mississippi State (11/20/25)	53 vs. Bellarmine (11/8/25)	Field Goals Attempted	72 by Seton Hall (12/6/25)	60 by Mississippi State (11/20/25)
^64.4 vs. California (11/13/25)	37.1 vs. Seton Hall (12/6/25)	FG Percentage	56.5 by California (11/13/25)	#25.8 by Mississippi Valley State (12/8/25)
19 vs. Mississippi Valley State (12/8/25)	5 vs. Tulsa (11/17/25)	3-Point Field Goals Made	^15 by California (11/13/25)	4, twice
36 vs. Mississippi Valley State (12/8/25)	18 vs. California (11/13/25)	3-Point Field Goals Attempted	33 by Indiana (11/25/25)	18 by Mississippi Valley State (12/8/25)
60.9 vs. Bellarmine (11/8/25)	20.0 vs. Seton Hall (12/6/25)	3-Point Field Goal Percentage	53.6 by California (11/13/25)	20.0 by Bellarmine (11/8/25)
19, twice	10 vs. Mississippi State (11/20/25)	Free Throws	22 by Indiana (11/25/25)	11, twice
35 vs. Seton Hall (12/6/25)	11 vs. Mississippi State (11/20/25)	Free Throws Attempted	29, twice	14 by California (11/13/25)
90.9 vs. Mississippi State (11/20/25)	42.9 vs. Seton Hall (12/6/25)	Free Throw Percentage	93.3 by Creighton (12/13/25)	55.0 by South Dakota (12/20/25)
19 vs. Seton Hall (12/6/25)	6 vs. California (11/13/25)	Offensive Rebounds	15, twice	8 by Nebraska (11/21/25)
33, twice	19, twice	Defensive Rebounds	29 by Seton Hall (12/6/25)	11 by Bellarmine (11/8/25)
47 vs. Seton Hall (12/6/25)	25 vs. California (11/13/25)	Total Rebounds	44 by Seton Hall (12/6/25)	22 by Bellarmine (11/8/25)
25 at Indiana (11/25/25)	15 vs. Mississippi Valley State (12/8/25)	Fouls	22 by Seton Hall (12/6/25)	12 by Mississippi Valley State (12/8/25)
1, 3 times	0, 9 times	Fouled Out	1, 3 times	0, 9 times
^30 vs. Mississippi Valley State (12/8/25)	10 at Indiana (11/25/25)	Assists	21 by California (11/13/25)	11, 3 times
19 at Indiana (11/25/25)	6 vs. Bowling Green (12/1/25)	Turnovers	19 by Mississippi Valley State (12/8/25)	7 by Creighton (12/13/25)
9 vs. South Dakota (12/20/25)	2, 3 times	Blocked Shots	7 by Creighton (12/13/25)	0 by Nebraska (11/21/25)
13 vs. Mississippi Valley State (12/8/25)	3 vs. Bowling Green (12/1/25)	Steals	12 by Bellarmine (11/8/25)	3, twice
\$56, twice	24, twice	Points in Paint	48 by Nebraska (11/21/25)	10 by Mississippi Valley State (12/8/25)
22 vs. California (11/13/25)	6 vs. Bowling Green (12/1/25)	Points off Turnovers	27, twice	2 by Creighton (12/13/25)
17, 3 times	4 at Indiana (11/25/25)	2nd Chance Points	18 by Seton Hall (12/6/25)	7 by Mississippi Valley State (12/8/25)
^27, 3 times	6 vs. Bellarmine (11/8/25)	Fast Break Points	15 by California (11/13/25)	0 by Bowling Green (12/1/25)
42 vs. South Dakota (12/20/25)	6 vs. Bowling Green (12/1/25)	Bench Points	34 by Mississippi State (11/20/25)	10 by UNC Greensboro (11/4/25)
57 vs. South Dakota (12/20/25)	27 at Indiana (11/25/25)	Points/1st Half	49 by Bowling Green (12/1/25)	21 by Mississippi Valley State (12/8/25)
^67.6, twice	32.3 vs. Seton Hall (12/6/25)	FG Percentage/1st Half	54.3 by Nebraska (11/21/25)	19.4 by Mississippi Valley State (12/8/25)
60 vs. UNC Greensboro (11/4/25)	31 vs. Bowling Green (12/1/25)	Points/2nd Half	62 by California (11/13/25)	28 by Mississippi Valley State (12/8/25)
65.4 vs. Bellarmine (11/8/25)	27.8 at Creighton (12/13/25)	FG Percentage/2nd Half	67.6 by California (11/13/25)	32.3 by Mississippi Valley State (12/8/25)
—	—	Points/Overtime	—	—
—	—	FG Percentage/Overtime	—	—

^High in Jerome Tang era
#Low in Jerome Tang era
\$School record



2025-26 LINEUP COMBINATIONS / NCAA RANKINGS



WILDCATS IN NCAA RANKINGS

Team Stats in the Top 50		
Category	Stat	Ranking
3-point Field Goal Percentage	41.2	6
Assists/Game	19.2	16
3-point Field Goals/Game	10.9	24
Effective Field Goal Percentage	58.2	25
Fastbreak Points	17.4	26
Scoring Offense	88.0	35
Field Goal Percentage	49.6	39

Player Stats in the Top 100			
Category	Player	Stat	Ranking
Blocks	Dorin Buca	18	100
Blocks/Game	Dorin Buca	1.64	69
Field Goals	P.J. Haggerty	97	8
Field Goal Att	P.J. Haggerty	187	22
Free Throw Att	P.J. Haggerty	88	37
Free Throws	P.J. Haggerty	64	45
Points	P.J. Haggerty	274	10
Points/Game	P.J. Haggerty	22.8	3
Steals	Nate Johnson	27	40
Steals/Game	Nate Johnson	2.25	32
3-pt Field Goal %	Abdi Bashir Jr.	48.9	13
3-pointers/Game	Abdi Bashir Jr.	3.83	5
3-pt Att	Abdi Bashir Jr.	94	52
Total 3-point FGM	Abdi Bashir Jr.	46	5

KILL SHOTS

A "kill shot" is a term coined by college basketball analytics reporter **Evan Miyakawa**. Miyakawa defines a "kill shot" as any time that a team scores 10 or more unanswered points against their opponent. The ability to maximize "kill shots" while minimizing your opponent's "kill shots" plays a major factor in erasing deficits and holding leads.

Run	Score Before	Score After	Opponent
15-0	55-45, 12:35	70-45, 9:39	UNC Greensboro
10-0	15-12, 11:23	25-12, 7:35	Bellarmine
13-0	5-9, 15:54	18-9, 13:22	California
11-0	71-64, 8:46	82-64, 6:16	Mississippi State
11-0	35-45, 19:26	46-45, 17:06	Nebraska
10-0	4-20, 11:33	14-20, 9:00	Indiana
14-0	36-18, 6:38	50-18, 2:04	Mississippi Valley
11-0	8-7, 18:03	19-7, 14:48	South Dakota
10-0	57-36, 19:45	67-36, 16:44	South Dakota

WILDCATS BY THE MONTH

Month	Record	PPG	Opp. PPG	Margin	FG%	Opp. FG%	3P%	Opp. 3P%	RPG	APG
November	5-2	89.4	80.4	+9.0	50.8	46.5	42.9	30.9	34.4	19.4
December	3-2	86.0	72.2	+13.8	48.0	38.3	39.0	35.6	42.0	18.8
January										
February										
March										

STARTING LINEUPS

Date	Opponent	G	G	G	G/W	W
11.4	UNC GREENSBORO	P.J. Haggerty	Nate Johnson	Abdi Bashir Jr.	Mobi Ikegwuruka	Khamari McGriff
11.8	BELLARMINE	P.J. Haggerty	Nate Johnson	Abdi Bashir Jr.	Elias Rapieque	Khamari McGriff
11.13	CALIFORNIA	P.J. Haggerty	Nate Johnson	Abdi Bashir Jr.	Elias Rapieque	Khamari McGriff
11.17	TULSA	P.J. Haggerty	Nate Johnson	Abdi Bashir Jr.	Elias Rapieque	Khamari McGriff
11.20	vs. Mississippi State	P.J. Haggerty	Nate Johnson	Abdi Bashir Jr.	Elias Rapieque	Khamari McGriff
11.21	vs. Nebraska	P.J. Haggerty	Nate Johnson	Abdi Bashir Jr.	Elias Rapieque	Khamari McGriff
11.25	@Indiana	P.J. Haggerty	Nate Johnson	Abdi Bashir Jr.	Elias Rapieque	Khamari McGriff
12.1	BOWLING GREEN	P.J. Haggerty	David Castillo	Abdi Bashir Jr.	Nate Johnson	Khamari McGriff
12.6	SETON HALL	P.J. Haggerty	David Castillo	Abdi Bashir Jr.	Nate Johnson	Khamari McGriff
12.8	MISSISSIPPI VALLEY	P.J. Haggerty	Nate Johnson	Abdi Bashir Jr.	Elias Rapieque	Khamari McGriff
12.13	@Creighton	P.J. Haggerty	Nate Johnson	Abdi Bashir Jr.	Elias Rapieque	Khamari McGriff
12.20	SOUTH DAKOTA	P.J. Haggerty	Nate Johnson	Abdi Bashir Jr.	Elias Rapieque	Khamari McGriff
12.28	ULM					
1.3	BYU*					
1.7	@Arizona*					
1.10	@Arizona State*					
1.14	UCF*					
1.17	@Oklahoma State*					
1.20	UTAH*					
1.24	KANSAS*					
1.27	@West Virginia*					
2.1	IOWA STATE*					
2.7	@TCU*					
2.11	CINCINNATI*					
2.14	@Houston*					
2.17	BAYLOR*					
2.21	@Texas Tech*					
2.25	@Colorado*					
2.28	TCU*					
3.3	WEST VIRGINIA*					
3.7	@Kansas*					

COMBINATIONS

Rank	Combination	Times Used	K-State Record	Last Time Used
1	Haggerty / N. Johnson / Bashir / Ikegwuruka / McGriff	1	1-0	11/4/25 vs. UNC Greensboro
2	Haggerty / N. Johnson / Bashir / Rapieque / McGriff	10	8-2	12/22/25 vs. South Dakota
3	Haggerty / Castillo / Bashir / N. Johnson / McGriff	2	0-2	12/6/25 vs. Seton Hall

STARTING STREAKS & TOTALS

#	Player	Streak	2025-26	Career	K-State Career	Big 12 Play
0	Elias Rapieque	10	10	10	10	—
1	Abdi Bashir Jr.	12	12	44	12	—
2	Exavier Wilson	—	—	—	—	—
3	C.J. Jones	—	—	59	9	1
4	P.J. Haggerty	12	12	78	12	—
6	Marcus Johnson	—	—	—	—	—
10	David Castillo	2	2	4	4	—
14	Mobi Ikegwuruka	1	1	1	1	—
15	Taj Manning	—	—	1	1	—
21	Khamari McGriff	12	12	54	12	—
22	Dorin Buca	—	—	—	—	—
23	Stephen Osei	—	—	—	—	—
34	Nate Johnson	12	12	72	12	—
47	Andrej Kostic	—	—	—	—	—

2025-26 SPECIALITY STATS / BIGGEST LEAD / TIME IN LEAD

SPECIALITY STATS

Date	Opponent	PAINT		OFF TOS		2ND CHANCE		FAST BREAK		BENCH		HALFTIME SCORE		
		KS	Opp.	KS	Opp.	KS	Opp.	KS	Opp.	KS	Opp.	KS	Opp.	Marg
11.4	UNC GREENSBORO	34	28	21	17	14	10	26	8	21	10	33	34	-1
11.8	BELLARMINE	38	46	20	19	17	15	6	9	31	21	46	30	+16
11.13	CALIFORNIA	56	34	22	27	12	13	27	15	28	15	55	34	+21
11.17	TULSA	46	34	12	14	17	15	26	10	23	33	39	34	+5
11.20	vs. Mississippi State	42	30	17	4	9	8	17	4	24	34	44	36	+8
11.21	vs. Nebraska	24	48	18	24	13	11	12	4	8	20	35	45	-10
11.25	@Indiana	24	32	16	27	4	11	11	14	26	16	27	39	-12
12.1	BOWLING GREEN	32	30	6	9	14	17	9	0	6	13	35	49	-14
12.6	SETON HALL	34	40	7	22	10	18	12	11	12	22	29	35	-6
12.8	MISSISSIPPI VALLEY	34	10	17	4	17	7	27	11	38	11	55	21	+34
12.13	@Creighton	34	24	8	2	16	11	9	10	25	17	51	33	+18
12.20	SOUTH DAKOTA	56	38	11	10	14	15	27	12	42	29	57	34	+23
12.28	ULM													
1.3	BYU*													
1.7	@Arizona*													
1.10	@Arizona State*													
1.14	UCF*													
1.17	@Oklahoma State*													
1.20	UTAH*													
1.24	KANSAS*													
1.27	@West Virginia*													
2.1	IOWA STATE*													
2.7	@TCU*													
2.11	CINCINNATI*													
2.14	@Houston*													
2.17	BAYLOR*													
2.21	@Texas Tech*													
2.25	@Colorado*													
2.28	TCU*													
3.3	WEST VIRGINIA*													
3.7	@Kansas*													

BIGGEST LEAD/TIME IN LEAD

Date	Opponent	W/L	Score	KS Big	Opp Big	Times	LC	KS in	Opp in	Tied
				Lead	Lead	Tied		Lead	Lead	
11.4	UNC GREENSBORO	W	93-64	32	10	3	10	22:06	15:56	1:58
11.8	BELLARMINE	W	98-71	27	1	3	2	37:13	0:13	2:34
11.13	CALIFORNIA	W	99-96	25	4	2	3	36:20	1:43	1:57
11.17	TULSA	W	84-83	10	5	8	10	29:53	6:07	4:00
11.20	vs. Mississippi State	W	98-77	23	4	2	6	33:59	4:57	1:04
11.21	vs. Nebraska	L	85-86	15	5	11	13	8:00	23:41	8:19
11.25	@Indiana	L	69-86	—	23	—	—	—	39:47	0:13
12.1	BOWLING GREEN	L	66-82	—	18	—	—	—	39:04	0:56
12.6	SETON HALL	L	67-78	2	17	3	3	0:54	36:42	2:24
12.8	MISSISSIPPI VALLEY	W	108-49	61	—	1	—	38:35	—	1:25
12.13	@Creighton*	W	83-76	20	3	2	5	36:51	0:56	2:13
12.20	SOUTH DAKOTA*	W	106-76	36	2	—	1	39:11	0:28	0:21
12.28	ULM*									
1.3	BYU*									
1.7	@Arizona*									
1.10	@Arizona State*									
1.14	UCF*									
1.17	@Oklahoma State*									
1.20	UTAH*									
1.24	KANSAS*									
1.27	@West Virginia*									
2.1	IOWA STATE*									
2.7	@TCU*									
2.11	CINCINNATI*									
2.14	@Houston*									
2.17	BAYLOR*									
2.21	@Texas Tech*									
2.25	@Colorado*									
2.28	TCU*									
3.3	WEST VIRGINIA*									
3.7	@Kansas*									

RECORD BY GAME TIME

Time	When K-State Leads	When Opponent Leads	When Tied
10:00, 1st half	7-0	1-4	0-0
Halftime	7-0	1-4	0-0
10:00	7-1	1-3	0-0
5:00	8-0	0-4	0-0
2:00	7-0	1-4	0-0
1:00	7-0	1-3	0-1

HALF SPLITS

K-State	Most Points	Fewest Points
1st Half	57, 12/20/25 vs. USD	27, 11/25/25 at IU
2nd Half	60, 11/4/25 vs. UNCG	31, 12/1/25 vs. BGSU
Overtime	—	—

Opponents	Most Points	Fewest Points
1st Half	49, 12/1/25 by BGSU	21, 12/8/25 by MVSU
2nd Half	62, 11/13/25 by Cal	28, 12/8/25 by MVSU
Overtime	—	—

Halftime Margin		
Biggest Lead	61 points, 12/8/25 by K-State	
Biggest Deficit	23 points, 11/25/25 at Indiana	

OPENING TIP

Result	Record
K-State controls	7-3
Opponent controls	1-1

FIRST OFF BENCH

Player	Times
Dorin Buca	7
David Castillo	5
Mobi Ikegwuruka	3
C.J. Jones	3
Elias Rapieque	3
Taj Manning	2

DOUBLE-DOUBLES

Player	S/C	Date/Opp.	Stat Line
P.J. Haggerty	1/3	11/8/25 vs. Bellarmine	23p/11a
P.J. Haggerty	2/4	11/17/25 vs. Tulsa	31p/10r

2025-26 BOXSCORES/RECAPS

O1 UNC GREENSBORO

Nov. 4, 2025 | Manhattan, Kan. / Bramlage Coliseum

UNC Greensboro	34	30	—	64
K-STATE	33	60	—	93

▶ K-State erupted for 60 points in the second half to shake off a one-point halftime deficit, as the Wildcats opened the 2025-26 season with a 93-64 win over UNC Greensboro on Nov. 4 before 7,765 fans at Bramlage Coliseum.

▶ Three Wildcats scored in double figures, including a pair of 20-point efforts from junior **P.J. Haggerty** (27 points) and senior **Nate Johnson**, who narrowly missed the school's first recorded triple-double, with 22 points and game-highs of 9 rebounds and 9 assists. Junior **Abdi Bashir Jr.** scored all 16 of his points in the second half, hitting on 6-of-7 field goals, including 4-of-5 from 3.

▶ It marked the first time in nearly 18 years that a pair of Wildcats each went over 20 points in an opener and the first since **Michael Beasley** and **Blake Young** went for 32 and 22 points against Sacramento State on Nov. 9, 2007.

▶ Down 34-33 at the half, the Wildcats (1-0) came out of the locker room a different team, scoring 22 of the first 31 points to take a 12-point lead and force a timeout by UNGC head coach **Mike Jones** at the 13:25 mark. Unfortunately for the Spartans, the timeout only slowed the Wildcats' momentum as they rattled off 15 straight points — all on 3-pointers from Bashir and Johnson — to go ahead 70-45 with under 10 minutes to play. The lead grew to as many 32 points (89-57) after Haggerty's last points of the night with 3:12 left.

▶ K-State shot just over 50 percent (34-of-67) from the field, including 59.5 percent (22-of-37) in the second half, while hitting on 51.9 percent (14-of-27) from 3-point range. Eleven of the Wildcats' 14 makes from beyond the arc came after halftime. The 14 3-pointers tie for the seventh-most in any game, while the 11 in the second half tie for the second-most in any half.

▶ The 60-point second half marked just the 11th time that the Wildcats have scored 60 or more points in any half, as it ties for the ninth-most points in any half and are the most since a 63-point second half against UAPB on Dec. 1, 2024.

▶ K-State is now 95-27 all-time in season openers, including an 83-10 mark at home and a 31-3 mark at Bramlage Coliseum.

▶ UNGC (0-1) led by as many as 10 points in the first half before K-State closed to within one at the break. The Spartans were led by graduate **Justin Neely**, who had 15 points to go with a team-high 9 rebounds, 5 assists and 3 steals in 32 minutes. Freshman **Lilian Marville** added 14 points in his college debut, while junior **Domas Kauzonas** chipped in 10 points.

UNC GREENSBORO (O-1)														
No.	Name	PTS	FG	3FG	FT	O	D	R	PF	A	TO	S	B	MIN
12	NEELY, Justin	F	15	5-9	1-1	4-6	5	4	9	3	5	2	3	0 32
16	KAUZONAS, Domas	F	21	5-9	0-0	0-2	1	5	6	5	1	1	0	2 21
13	WHITEHEAD Jr., Donald	G	6	2-8	0-3	2-4	0	1	1	3	4	3	2	0 27
21	YOUNGER, K.J.	G	9	4-14	1-6	0-1	1	2	0	0	0	0	4	0 30
45	MARVILLE, Lilian	G	14	3-9	2-3	6-8	0	2	2	2	1	5	1	0 32
02	EFINDA, Clinton	0	0-3	0-2	0-0	0-0	0	0	0	2	2	1	0	1 07
06	NORGAARD, Noah	3	1-4	1-3	0-0	0	3	3	1	1	3	0	0	22
00	JONES, Antwann	5	2-3	1-1	0-0	0	4	4	1	0	2	0	0	13
04	MANDIAN, Assane	2	1-2	0-1	0-0	0	1	2	1	1	2	0	0	1 8
TEAM					3			0 3						
TOTALS		64	23-61	6-20	12-20	10	21	31	17	15	18	11	3	200

	FG	FG%	3FG	3FG%	FT	FT%
1st Half	14-35	40.0	3-9	33.3	3-4	75.0
2nd Half	9-26	34.6	3-11	27.3	9-16	56.3
GAME	23-61	37.7	6-20	30.0	12-20	60.0

Deadball Rebounds: 4, 3

Biggest Run: 7 (10:45 1H)

Largest Lead: 10 (9:52 1H)

Technical Fouls: none

K-STATE (I-0)														
No.	Name	PTS	FG	3FG	FT	O	D	R	PF	A	TO	S	B	MIN
14	KEGWURUKA, Mobi	W	3	1-1	0-0	1-2	1	2	3	2	2	0	1	2 17
21	MCGRIFF, Khamari	W	4	2-3	0-0	0-0	0	4	4	5	1	1	0	0 14
01	BASHIR Jr., Abdi	G	16	6-11	4-8	0-0	0	1	1	2	2	0	0	0 21
04	HAGGERTY, P.J.	G	27	10-20	1-4	6-7	0	2	2	2	3	3	1	1 32
34	JOHNSON, Nate	G	22	8-11	6-7	0-0	1	8	9	3	9	1	2	0 31
00	RAPIEQUE, Elias	5	2-5	0-2	1-2	1	3	4	3	1	1	3	2	21
22	BUCA, Dorin	0	0-1	0-0	0-2	1	1	1	0	0	0	0	0	1 3
10	CASTILLO, David	7	3-5	1-2	0-2	0	0	0	0	0	2	1	0	0 13
03	JONES, C.J.	0	0-3	0-0	0-1	1	6	7	0	2	2	2	0	24
23	OSEI, Stephen	0	0-0	0-0	0-0	1	1	2	1	0	3	0	0	5
47	KOSTIC, Andrej	9	2-7	2-4	3-4	2	3	5	0	0	4	0	0	17
15	MANNING, Taj	0	0-0	0-0	0-0	0	1	1	0	0	0	0	0	1 3
TEAM					3			0 3						
TOTALS		93	34-67	14-27	11-20	11	31	42	20	22	16	9	7	200

	FG	FG%	3FG	3FG%	FT	FT%
1st Half	12-30	40.0	3-10	30.0	6-13	46.2
2nd Half	22-37	59.5	11-17	64.7	5-7	71.4
GAME	34-67	50.7	14-27	51.9	11-20	55.0

Deadball Rebounds: 7, 1

Biggest Run: 15 (9:39 2H)

Largest Lead: 32 (3:12 2H)

Technical Fouls: None

Officials: Doug Simmons, Chris Pacsi, Tommy Johnson
 Attendance: 7,765 | Start Time: 7:01 p.m. | Game Duration: 2:09
 K-State led for 22:06 // UNGC led 15:56 // Game was tied for 1:58
 Lead Changes: 10 // Times Tied: 3

Points From	Off Turnovers	Paint	2nd Chance	Fast Break	Bench
UNCG	17	28	10	8	10
K-State	21	34	14	26	21

O2 BELLARMINE

Nov. 8, 2025 | Manhattan, Kan. / Bramlage Coliseum

Bellarmine	30	41	—	71
K-STATE	46	52	—	98

▶ Four Wildcats scored in double figures, including the first career points/assists double-double for junior **P.J. Haggerty**, as K-State moved to 2-0 with a 98-71 win over Bellarmine on Nov. 8 before 8,040 fans at Bramlage Coliseum.

▶ The offense continued its fast pace, as K-State (2-0) posted 90 or more points in the first 2 games for the first time in nearly 34 years while totaling the most points in that span since scoring 193 to open the 1991-92 season.

▶ The Wildcats posted the highest field goal percentage of the **Jerome Tang** era at 62.3 percent (33-of-53), including 60.9 percent (14-of-23) from 3-point range. It was the highest field goal percentage since hitting on 62.5 percent against Alabama State on Dec. 11, 2019.

▶ Haggerty led the way with his third career double-double and first points/assists double-double, as he finished with a game-high 23 points on 5-of-9 field goals and 11-of-12 free throws to go with a career-best 11 assists. It marked his first double-double since posting a pair of tradition points/rebounds double-doubles while playing at Tulsa in 2023-24.

▶ Two Wildcats — senior **Khamari McGriff** and sophomore **David Castillo** — each went perfect from the field, becoming the 24th and 25th players in school history to go perfect from the field on 5 or more field goals. Castillo scored a career-high 19 points on 7-of-7 shooting, including 5-of-5 from 3-point range, while McGriff totaled 16 points on 8-of-8 field goals.

▶ K-State broke open a back-and-forth affair with an 18-4 run near the midway point of the first half en route to taking a 46-30 lead into the halftime break. The lead grew to 19 points in early moments of the second half before a timeout by Bellarmine head coach **Doug Davenport** keyed a surge by the Knights, who closed to within 62-52 with 13:04 to play.

▶ Bellarmine kept the pressure on K-State over the next 6 minutes, staying within 11 points, including 73-62 on back-to-back layups, before a 10-5 run by the Wildcats pushed the lead to 83-67 at the final media timeout. The squad then ended the game on a 15-4 run to put it away.

▶ Bellarmine (0-2) saw four players score in double figures, including 19 points from sophomore **Michael Wilson, Jr.**, and 18 from senior **Jack Karasinski**. The Knights shot 45.9 percent (28-of-61) from the field, but just 20 percent (4-of-20) from beyond the arc.

BELLARMINE (O-2)														
No.	Name	PTS	FG	3FG	FT	O	D	R	PF	A	TO	S	B	MIN
11	WADDELL, Brian	F	11	4-9	2-2	1-2	2	2	4	2	1	2	1	0 34
24	WILSON Jr., Michael	F	19	9-14	0-2	1-3	2	1	3	2	2	2	3	0 33
32	KARASINSKI, Jack	F	18	6-9	1-4	5-8	2	3	5	1	0	0	2	0 30
02	DOYLE, Tyler	G	2	1-2	0-1	0-0	1	0	1	5	1	0	0	0 15
22	BOLDEN, Darrius	G	0	0-3	0-0	0-0	0	2	2	4	1	0	1	0 27
05	WHITAKER, Myles	4	2-6	0-2	0-0	0	0	0	1	5	1	2	0	23
10	WATKINS, Grant	0	0-1	0-0	0-0	0	0	0	0	1	0	2	0	12
44	WASSLER, Jacob	10	3-7	0-3	4-4	1	1	2	2	1	1	1	1	1 0
00	CLARK, Tommy	3	1-2	1-2	0-0	0	0	0	0	1	0	0	0	4
07	HUNTER, Donovan	4	2-8	0-4	0-0	1	0	1	1	0	1	2	0	12
14	MURPHY Jr., Dominique	0	0-0	0-0	0-0	1	0	1	0	0	0	0	0	1 4
TEAM					1			2 3						
TOTALS		71	28-61	4-20	11-17	11	22	20	11	13	12	1	20	200

	FG	FG%	3FG	3FG%	FT	FT%
1st Half	11-27	40.7	2-8	25.0	6-8	75.0
2nd Half	17-34	50.0	2-12	16.7	5-9	55.6
GAME	28-61	45.9	4-20	20.0	11-17	64.7

Deadball Rebounds: 3, 1

Biggest Run: 6 (16:23 2H)

Largest Lead: 1 (17:16 1H)

Technical Fouls: none

K-STATE (2-0)														
No.	Name	PTS	FG	3FG	FT	O	D	R	PF	A	TO	S	B	MIN
00	RAPIEQUE, Elias	W	4	1-2	0-0	2-4	1	2	3	4	2	1	2	0 17
21	MCGRIFF, Khamari	W	16	8-8	0-0	0-0	0	2	2	0	2	0	1	0 14
01	BASHIR Jr., Abdi	G	15	5-10	5-9	0-0	0	4	2	2	3	0	0	0 30
04	HAGGERTY, P.J.	G	23	5-9	2-3	11-12	1	3	4	0	11	3	0	0 35
34	JOHNSON, Nate	G	9	3-7	1-3	2-2	1	6	7	2	4	2	2	1 35
03	JONES, C.J.	5	2-5	0-2	1-1	0	2	2	2	1	2	0	0	20
14	KEGWURUKA, Mobi	3	1-1	0-0	1-2	3	1	4	3	1	2	0	0	17
22	BUCA, Dorin	1	0-2	0-0	1-2	2	0	2	1	0	1	0	1	8
47	KOSTIC, Andrej	3	1-2	1-1	0-0	1	0	1	2	1	0	0	0	9
10	CASTILLO, David	19	7-7	5-5	0-0	0	1	1	2	1	2	0	0	12
15	MANNING, Taj	0	0-0	0-0	0-0	0	2	2	0	0	0	0	0	2
TEAM					0			4 4						
TOTALS		98	33-53	14-23	18-23	11	25	36	19	24	18	5	3	200

	FG	FG%	3FG	3FG%	FT	FT%
1st Half	16-27	59.3	8-13	61.5	6-7	85.7
2nd Half	17-26	65.4	6-10	60.0	12-16	75.0
GAME	33-53	62.3	14-23	60.9	18-23	78.3

Deadball Rebounds: 2, 0

Biggest Run: 10 (7:35 1H)

Largest Lead: 27 (0:57 2H)

Technical Fouls: None

Officials: Kipp Kissinger, Marques Pettigrew, James Duke
 Attendance: 8,040 | Start Time: 7:01 p.m. | Game Duration: 2:09
 K-State led for 37:13 // BU led 0:13 // Game was tied for 2:34
 Lead Changes: 2 // Times Tied: 3

Points From	Off Turnovers	Paint	2nd Chance	Fast Break	Bench
Bellarmine	19	46	15	9	21
K-State	20	38	17	6	31

O3 CALIFORNIA

Nov. 13, 2025 | Manhattan, Kan. / Bramlage Coliseum

California	34	62	—	96
K-STATE	55	44	—	99

▶ K-State scorched the nets in building as much as a 25-point lead before holding off a late charge from a hot-shooting California squad in a 99-96 win on Nov. 13 before 7,521 fans at Bramlage Coliseum.

2025-26 BOXSCORES/RECAPS

04 TULSA

Nov. 17, 2025 | Manhattan, Kan. / Bramlage Coliseum

Tulsa	34	49	—	83
K-STATE	39	45	—	84

► K-State rallied from a 5-point deficit with 49 seconds to play with a 6-0 run to end the game, as the Wildcats moved to 4-0 with a nail-biting 84-83 win over a defiant Tulsa squad on Nov. 17 before 7,123 fans at Bramlage Coliseum.

► Down 83-78 after a pair of free throws from junior **Myles Rigsby** with 49 seconds remaining, K-State was able to pull out the improbable victory behind the heroics of junior **P.J. Haggerty** and sophomore **David Castillo**, who combined for the final 6 points.

► Haggerty connected on 2 free throws before a successful coach's challenge reversed an out of bounds play leading to a jumper by Haggerty that closed it to 83-82 with 31 seconds. Senior **Khamari McGriff** stole the ball on the next possession, leading to the game-winning layup by Castillo with 18 seconds.

► Tulsa (3-1) had two chances in the final seconds to escape with victory, but senior **Miles Barnstable** missed a 3-pointer with 7 seconds, then after a second coach's challenge reversed another out of bounds call this time in favor of the Golden Hurricane, graduate **David Green** missed a jumper and senior **C.J. Jones** was able to corral the rebound as the clock expired.

► Haggerty finished the night with 31 points on 10-of-17 field goals and 11-of-12 free throws to go with a game-high 10 rebounds, 3 assists and 2 steals in 32 minutes. He is the first Wildcat with a 30-point, 10-rebound performance since **Michael Beasley** registered 33 points and 14 rebounds against Colorado on March 4, 2008. He scored 27 of his game-high 31 points in the second half, which the fifth-most by any Wildcat in a half and the most since 2009.

► Haggerty was joined in double figures by McGriff, who narrowly missed his own double-double with 13 points and 9 rebounds, while Castillo and junior **Abdi Bashir Jr.** added 12 and 10 points, respectively.

► K-State entered averaging 96.7 points on 58.7 percent shooting, including 54.4 percent from 3-point range, but scored its 84 points in a different way with lows in field goal percentage (44.1) and 3-point field goal percentage (20.8).

► The Wildcats shot 56.8 percent (25-of-44) inside the 3-point arc with 46 points in the paint to go with 26 fast-break points and a 17-15 edge in second-chance points while out-rebounding the nationally-ranked Hurricane, 40-38. They also converted on their opportunities from the free throw line, hitting on a season-best 90.5 percent (19-of-21).

TULSA (3-1)														
No.	Name	PTS	FG	3FG	FT	O	D	R	PF	A	TO	S	B	MIN
09	BEHREND, Tyler	F	4	2-4	0-1	0-0	2	2	4	1	1	0	0	12
23	GREEN, David	F	11	3-16	2-9	3-6	2	2	4	1	0	1	1	26
00	POPOOLA, Ade	G	5	1-3	1-3	2-2	1	3	4	0	1	0	1	20
10	RILEY, Tylen	G	12	5-7	0-0	2-5	0	4	4	4	4	3	1	26
14	BARNSTABLE, Miles	G	18	6-16	4-11	2-2	5	4	9	1	4	1	1	36
04	RIGSBY, Myles	12	2-4	0-0	8-8	1	4	5	3	2	1	1	0	24
35	SMIKLE, Ian	7	3-3	0-0	1-2	2	2	4	4	2	1	1	0	17
02	LAWAL, Jaylen	6	1-7	1-4	3-4	0	1	1	2	1	1	0	0	14
06	DEAN, Romad	2	1-2	0-1	0-0	0	1	1	0	0	0	0	0	15
15	MARTIN Jr., KJ	6	3-4	0-1	0-0	0	1	1	0	1	0	1	0	11
TEAM						2	0	2			1			
TOTALS		83	27-66	8-30	21-29	14	24	38	16	9	7	1	20	300

	FG	FG%	3FG	3FG%	FT	FT%	Deadball Rebounds: 5, 3
1st Half	13-39	33.3	3-19	15.8	5-8	62.5	Biggest Run: 8 (18:28 2H)
2nd Half	14-27	51.9	5-11	45.5	16-21	76.2	Largest Lead: 5 (0:49 2H)
GAME	27-66	40.9	8-30	26.7	21-29	72.4	Technical Fouls: none

K-STATE (4-0)														
No.	Name	PTS	FG	3FG	FT	O	D	R	PF	A	TO	S	B	MIN
00	RAPIEQUE, Elias	W	2	1-4	0-1	0-0	0	0	0	2	0	1	0	10
21	MCGRIFF, Khamari	W	13	4-6	0-0	5-6	3	6	9	3	2	0	1	25
01	BASHIR Jr., Abdi	G	10	4-12	2-6	0-0	0	0	0	1	2	0	0	28
04	HAGGERTY, P.J.	G	31	10-17	0-2	11-12	3	7	10	4	3	5	2	32
34	JOHNSON, Nate	G	5	2-7	1-4	0-0	3	6	9	4	4	1	1	35
10	CASTILLO, David	12	4-10	1-5	3-3	0	1	1	1	2	2	1	0	24
22	BUCA, Dorin	2	1-2	0-0	0	2	4	3	1	1	0	0	1	15
15	MANNING, Taj	2	1-1	0-0	0-0	1	1	2	1	0	0	0	0	7
03	JONES, C.J.	2	1-4	0-3	0-0	0	1	1	0	2	1	0	0	14
47	KOSTIC, Andrej	5	2-5	1-3	0-0	0	2	2	0	2	0	0	0	10
TEAM						0	2	2						
TOTALS		84	30-68	5-24	19-21	12	28	40	19	18	10	5	2	200

	FG	FG%	3FG	3FG%	FT	FT%	Deadball Rebounds: 1, 0
1st Half	15-33	45.5	3-13	23.1	6-7	85.7	Biggest Run: 6 (0:18 2H)
2nd Half	15-35	42.9	2-11	18.2	13-14	92.9	Largest Lead: 10 (2:41 1H)
GAME	30-68	44.1	5-24	20.8	19-21	90.5	Technical Fouls: None

Officials: Jeffrey Anderson, Rick Crawford, Robert Felder
Attendance: 7,123 | **Start Time:** 7:01 p.m. | **Game Duration:** 2:12
K-State led for 29:53 // Tulsa led 6:07 // Game was tied for 4:00
Lead Changes: 10 // **Times Tied:** 8

Points From	Off Turnovers	Paint	2nd Chance	Fast Break	Bench
Tulsa	14	34	15	10	33
K-State	12	46	17	26	23

05 vs. MISSISSIPPI STATE

Nov. 20, 2025 | Kansas City, Mo. / T-Mobile Center

Mississippi State	36	41	—	77
K-STATE	44	54	—	98

► Junior **P.J. Haggerty** scored a season-high 37 points to go with a game-high 8 assists and 7 rebounds to lift K-State to the Hall of Fame Classic Championship game with 98-77 win over Mississippi State on Nov. 20 at the T-Mobile Center.

► Haggerty paced three Wildcats with his season-high 37 points, which came on 13-of-21 field goals, including 4-of-7 from 3-point range, and 7-of-8 free throws. The 37 points are the most scored by a K-State player in 49 games played at the T-Mobile Center, eclipsing the 29 scored by **Makol Mawien** against Kansas in the Big 12 Championship on March 9, 2018.

► The 37 points are the most by a Wildcat since **Barry Brown Jr.** scored 38 against Oklahoma State on Jan. 10, 2018, while he is the first player with back-to-back 30-point games since **Markquis Nowell** posted 36 points vs. Texas and 32 points vs. Baylor on Jan. 3 and 7, 2023.

► In addition, Haggerty is the first Wildcat to record a stat line of 30 or more points, 5 or more rebounds and 5 or more assists since Brown tallied 34 points, 5 rebounds and 5 assists in a win at Baylor on Jan. 22, 2018.

► Haggerty was joined in double figures by senior **Nate Johnson** and junior **Abdi Bashir Jr.**, who posted 14 and 12 points, respectively. The Wildcats also got 9 points from sophomore **David Castillo**, 8 points from senior **Khamari McGriff** and 7 points from freshman **Andrej Kostic**.

► K-State took the lead for good on a rare 4-point play by Kostic with 9:11 left in the first half then slowly pulled away behind the play of Haggerty, who had 15 points, 5 rebounds and 5 assists in the first half. Haggerty's old-fashioned 3-point play extended the lead to 40-32 with 2:07 remaining before consecutive baskets by Castillo and Johnson made it 44-36 at the break.

► The lead grew to double digits early in the second half after a 3-pointer by Johnson, but the Bulldogs closed within 69-62 after 4 consecutive free throws with 9:24 to play. However, four more points from Haggerty and a layup by McGriff extended it back to double figures at the third media timeout. From there, the advantage grew to more than 20 points, including its largest at 91-68 after a 3-pointer by Bashir with 3:13 to play.

► The 98 points broke the school record for points scored at T-Mobile Center, topping the 87 scored in the school's first-ever game in the building against Florida A&M on Dec. 17, 2007.

MISSISSIPPI STATE (2-2)														
No.	Name	PTS	FG	3FG	FT	O	D	R	PF	A	TO	S	B	MIN
99	ACHOR, Achor	F	5	1-5	1-3	2-2	3	6	9	0	0	2	0	24
15	BALLARD, Quincy	C	10	5-7	0-0	0	1	5	6	1	0	1	1	19
02	MCGHEE, Ja'Borri	G	1	0-5	0-1	1-4	0	0	2	4	3	0	0	30
05	JONES Jr., Shawn	G	4	1-4	0-3	2-2	0	6	6	3	2	1	1	21
12	HUBBARD, Josh	G	23	7-15	1-6	8-9	2	2	2	2	2	3	0	32
00	DAVIS-FLEMING, Jamarion	2	1-3	0-0	0-0	2	2	4	3	1	0	1	1	17
11	MACURA, Sergej	3	1-2	1-2	0-0	1	1	2	0	0	0	0	0	10
10	EPSS, Jayden	18	6-11	4-7	2-2	0	2	2	2	1	2	0	0	20
23	GRACE, King	4	2-4	0-2	0-0	1	0	1	0	1	1	0	0	15
01	WARREN, Dellquan	0	0-0	0-0	0-0	0	0	0	0	0	0	0	0	4
04	WALKER, Brandon	4	2-3	0-0	0-0	0	0	0	1	0	0	0	0	4
14	ALI, Amier	3	0-1	0-1	3-4	0	0	0	0	0	0	0	0	4
TEAM						1	1	2			1			
TOTALS		77	26-60	7-25	18-23	9	25	34	14	14	14	3	5	200

	FG	FG%	3FG	3FG%	FT	FT%	Deadball Rebounds: 3, 0
1st Half	13-31	41.9	3-13	23.1	7-8	87.5	Biggest Run: 6 (15:27 1H)
2nd Half	13-29	44.8	4-12	33.3	11-15	73.3	Largest Lead: 4 (12:31 1H)
GAME	26-60	43.3	7-25	28.0	18-23	78.3	Technical Fouls: none

K-STATE (5-0)														
No.	Name	PTS	FG	3FG	FT	O	D	R	PF	A	TO	S	B	MIN
00	RAPIEQUE, Elias	W	3	1-6	1-4	0-0	1	1	2	3	2	0	0	19
21	MCGRIFF, Khamari	W	8	4-4	0-0	0-0	3	3	3	1	0	0	1	17
01	BASHIR Jr., Abdi	G	12	4-10	4-6	0-0	0	4	4	0	0	1	0	23
04	HAGGERTY, P.J.	G	37	13-21	4-7	7-8	3	4	7	3	8	1	2	34
34	JOHNSON, Nate	G	14	6-11	2-5	0-0	1	3	4	3	4	2	2	29
22	BUCA, Dorin	2	1-3	0-1	0-0	1	2	3	1	0	1	0	1	11
10	CASTILLO, David	9	3-7	1-2	2-2	1	2	3	2	2	0	0	0	24
14	IKEGWURUKA, Mobi	2	1-1	0-0	0-0	0	2	2	0	2	1	1	0	13
03	JONES, C.J.	0	0-0	0-0	0-0	0	2	2	1	2	1	0	0	9
47	KOSTIC, Andrej	7	2-6	2-5	1-1	1	1	2	1	2	0	0	0	16
15	MANNING, Taj	2	1-1	0-0	0-0	0	0	0	0	0	1	0	0	3
23	OSEI, Stephen	2	1-3	0-0	0-0	1	0	1	0	0	0	0	0	3
TEAM						3	2	5						
TOTALS		98	37-73	14-30	10-11	12	26	38	19	22	8	5	4	200

	FG	FG%	3FG	3FG%	FT	FT%	Deadball Rebounds: 0, 1
1st Half	17-38	44.7	6-15	40.0	4-5	80.0	Biggest Run: 11 (6:16 2H)
2nd Half	20-35	57.1	8-15	53.3	6-6	100.0	Largest Lead: 23 (3:13 2H)
GAME	37-73	50.7	14-30	46.7	10-11	90.9	Technical Fouls: None

Officials: Tony Henderson, Vlas Voyard-Todal, Tommy Johnson
Attendance: 5,278 | **Start Time:** 8:30 p.m. | **Game Duration:** 2:00
K-State led for 33:59 // MSU led 4:57 // Game was tied for 1:04
Lead Changes: 6 // **Times Tied:** 2

Points From	Off Turnovers	Paint	2nd Chance	Fast Break	Bench
MSU	4	30	8	4	34
K-State	17	42	9	17	24

06 vs. NEBRASKA

Nov. 21, 2025 | Kansas City, Mo. / T-Mobile Center

Nebraska	45	41	—	86
K-STATE	35	50	—	85

► Senior **Sam Hoiberg** knocked down the winning free throw with 0.6 seconds left to lift Nebraska to an 86-85 win over K-State in the championship game of the Hall of Fame Classic on Nov. 21 at the T-Mobile Center.

► After Hoiberg intentionally missed the second free throw and senior **Nate Johnson** grabbed the rebound, the officials made a timing adjustment to give K-State one last chance with 0.9 seconds, however, senior **Khamari McGriff's** pass was off the mark, as Nebraska (6-0) ran its winning streak to 10 games.

► The backcourt tandem of juniors **P.J. Haggerty** (27 points) and **Abdi Bashir Jr.** (26 points) combined for 53 of the team's 85 points, including 33 in the second half when the Wildcats rallied from a 10-point halftime deficit.

► K-State, which trailed by as many as 15 points in the first half, got a spark from Bashir out of halftime as he connected on three 3-pointers to ignite an 11-0 run that gave the Wildcats a 46-45 lead. From there, the teams went back and forth with neither holding more than a 5-point lead in a second half that included 12 lead changes and nine ties.

► Haggerty gave K-State its largest lead at 72-67 on a layup with 7:21 to play before Nebraska answered back with 9 straight points to go ahead 76-72 with just 5 minutes remaining. However, four free throws by the Wildcats tied it at 76-all, including 3 in a row from Bashir.

► Neither team led by more than 2 points in the last 4 minutes, as they matched each other shot for shot. Tied at 83-all with less than a minute to play, senior **Rienk Mast** gave the Huskers an 85-83 lead by converting on a layup with 35 seconds before Haggerty matched it 8 seconds later to knot it at 85-all.

► Nebraska called a full timeout with 22 seconds to play to set up the final sequence, as junior **Pryce Sandfort** missed a 3-pointer, but Hoiberg grabbed the offensive rebound and was fouled.

2025-26 BOXSCORES/RECAPS

07 AT INDIANA

Nov. 25, 2025 | Bloomington, Ind. / Assembly Hall

Indiana	39	47	—	86
K-STATE	27	42	—	69

► K-State was forced into a season-high 19 turnovers leading to 27 Indiana points, as the No. 25/24 Hoosiers remained unbeaten with an 86-69 win over the Wildcats on Nov. 25 before 12,342 fans at Simon Skjodt Assembly Hall.

► The Wildcats (5-2), whose offense entered the game averaging more than 90 points per game, were held to a season-low in both points and field goal percentage (42.1), while the nation's leading scorer – junior **P.J. Haggerty** – finished with a season-low 16 points on 7-of-17 shooting and 6 turnovers. The reigning National Player of the Week saw his school-record streak of games scoring 20 or more points to open the season come to an end at 6 games.

► Haggerty was joined in double figures by seniors **C.J. Jones** and **Nate Johnson** who finished the night with 15 and 13 points, respectively. Junior **Elias Rapieque** posted a season-high 9 points to go with 5 rebounds.

► K-State struggled from the opening tip, as Indiana jumped out to a 20-4 lead while holding the Wildcats to a 1-of-11 start from the field and 7 turnovers. A 10-0 run sparked by the play of Johnson, Jones and Rapieque enabled the Wildcats to climb back to within a possession on three different occasions. However, a pair of free throws by the Hoosiers before the final media timeout ignited a 13-3 run to end the half that pushed the lead back out to 12 points.

► Indiana's momentum continued out of the halftime break, as the Hoosiers scored 10 of the first 12 points to go ahead 49-29 and forced a timeout by **Jerome Tang** less than 4 minutes into the second half. Haggerty helped start a 13-4 run that pulled the Wildcats to within 67-57 with 8:51 remaining.

► However, a 3-point play by Conerway on the next possession ended any hopes of a further comeback, as the Hoosiers rattled off 10 of the next 12 points to push back ahead 77-59 with 5:39 to play. The home team extended the lead to as many as 23 points before the Wildcats closed the game with 3-pointers from sophomore **David Castillo** and Jones for the final margin.

► In addition to the 27 points scored off turnovers, Indiana also took advantage of a season-high 25 personal fouls by K-State, converting on 22 of 29 attempts from the free throw line. The Hoosiers shot 47.4 percent (27-of-57) from the field, including 57.7 percent (15-of-26) in the second half.

► The win continued the Hoosiers' mastery of the Wildcats as they have now won 10 straight in the series, including all 5 matchups at famed Assembly Hall.

INDIANA (6-0)														
No.	Name	PTS	FG	3FG	FT	O	D	R	PF	A	TO	S	B	MIN
01	BAILEY, Reed	F	21	4-7	0-1	13-15	2	2	4	2	2	3	0	29
12	DEVRIES, Tucker	F	9	4-11	1-6	0-0	2	4	6	2	5	1	1	21
03	WILKERSON, Lamar	G	14	4-7	4-7	2-2	0	4	4	4	1	3	0	37
05	ENRIGHT, Conor	G	7	2-5	2-5	1-2	2	4	6	4	3	1	2	31
06	CONERWAY, Tayton	G	19	7-14	2-7	3-4	0	4	4	3	2	7	3	26
04	ALEXIS, Sam	3	1-1	0-0	1-2	0	2	2	4	1	0	1	1	10
11	SISLEY, Trent	12	5-8	1-3	1-2	3-2	5	0	1	1	1	0	0	21
07	DORN, Nick	1	0-3	0-3	1-2	0	1	1	1	0	0	0	1	11
00	MILES, Jasai	0	0-0	0-0	0-0	0	0	0	0	0	0	0	0	2
18	GRENSING, Tryce	0	0-0	0-0	0-0	0	0	0	0	0	0	0	0	0+
21	SNIVELY, Drew	0	0-1	0-1	0-0	0	0	0	0	0	0	0	0	0+
30	STEPHENS, Ian	0	0-0	0-0	0-0	0	0	0	0	0	0	0	0	0+
TEAM						2	1	3		1				
TOTALS		86	27-57	10-33	22-29	11	24	35	20	15	17	7	4	200

	FG	FG%	3FG	3FG%	FT	FT%
1st Half	12-31	38.7	7-22	31.8	8-10	80.0
2nd Half	15-26	57.7	3-11	27.3	14-19	73.7
GAME	27-57	47.4	10-33	30.3	22-29	75.9

Deadball Rebounds: 6, 1

Biggest Run: 11 (13:29-1H)

Largest Lead: 23 (2:02-2H)

Technical Fouls: None

K-STATE (5-2)																
No.	Name		PTS	FG	3FG	FT	O	D	R	PF	A	TO	S	B	MIN	
00	RAPIEQUE, Elias	W	9	4-6	1-1	0-0	2	3	5	4	0	1	2	0	22	
21	MCGRIFF, Khamari	W	2	1-1	0-0	0-0	0	1	1	3	1	1	0	10	10	
01	BASHIR JR., Abdi	G	3	1-2	1-2	0-0	0	1	1	1	1	0	0	0	14	
04	HAGGERTY, P.J.	G	16	7-18	0-2	2-3	0	3	3	4	2	6	0	0	36	
34	JOHNSON, Nate	G	13	3-9	2-6	5-6	0	5	5	2	2	4	2	0	33	
22	BUCA, Dorin	2	0	0-0	0-0	2-2	1	1	2	1	1	0	2	0	1	6
10	CASTILLO, David	7	2-9	1-5	2-2	1	0	1	2	2	2	2	0	0	29	
03	JONES, C.J.	15	5-10	3-4	2-2	1	1	2	2	1	1	1	0	0	23	
14	IKEGWURUKA, Mobi	0	0	0-0	0-0	0-0	1	1	2	4	0	0	2	1	5	
47	KOSTIC, Andrej	2	1-2	0-0	0-0	2	0	2	2	2	1	1	0	0	10	
15	MANNING, Taj	0	0-0	0-0	0-0	0	1	1	0	0	0	0	0	0	0+	
23	OSEI, Stephen	0	0-0	0-0	0-0	0	0	0	0	0	0	0	0	0	0+	
TEAM							0	3	3							
TOTALS			69	24-57	8-20	13-15	8	20	28	15	19	6	2	20	200	

1st Half	FG	FG%	3FG	3FG%	FT	FT%
1st Half	8-24	33.3	2-7	28.6	9-10	90.0
2nd Half	16-33	48.5	6-13	46.2	4-5	80.0
GAME	24-57	42.1	8-20	40.0	13-15	86.7

Officials: Brian Dorsey, Earl Walton, James Ford
Attendance: 12,342 | Start Time: 7:15 p.m. | Game Duration: 2:11
K-State never led // IU led 39-47 // Game was tied for 0:13
Lead Changes: 0 // Times Tied: 0

Points From	Off Turnovers	Paint	2nd Chance	Fast Break	Bench
IU	27	32	11	14	16
K-State	16	24	4	11	26

08 BOWLING GREEN

Dec. 1, 2025 | Manhattan, Kan. / Bramlage Coliseum

Bowling Green	49	33	—	82
K-STATE	35	31	—	66

► Senior **Sam Towns** led all scorers with 27 points, including 17 in a big first-half performance by Bowling Green, as the Falcons earned an 82-66 wire-to-wire win over K-State Dec. 1 before 6,917 fans at Bramlage Coliseum.

► Led by Towns, Bowling Green (6-2) set the tone for the game in the first half, scoring 49 points on 50 percent (19-of-38) shooting, including 56.3 percent (9-of-16) from 3-point range, in building a 14-point lead at the half. Towns was nearly perfect from the field in the opening half, connecting on 7-of-8 field goal attempts, including all 3 from beyond the arc.

► Despite cooling off from the field in the second half, the Falcons answered every attempt by the Wildcats to cut into the deficit, keeping the lead in double figures for much of the time, including by 18 points with 36 seconds to play. Towns was joined in double figures by seniors **Javontae Campbell** and **Javon Ruffin**, who each scored 17 points.

► K-State (5-3) dropped its third straight game after opening the season 5-0, as the Wildcats were held to season-lows in points (66), field goal percentage (39.3) and free throw percentage (54.5) while hitting on just 26.1 percent (6-of-23) from 3-point range.

► Sophomore **David Castillo**, in his first start of the season, produced a career-high 22 points on 8-of-15 field goals, including 3-of-9 from 3-point range, while junior **P.J. Haggerty** added 17 points on 6-of-19 shooting, including 1-of-4 from beyond the arc, and 4-of-9 from the line.

► The Wildcats turned the ball over a season-low 6 times and surrendered just 3 steals against the Falcons, who lead the NCAA in turnovers forced per game (20.4) and steals per game (13.4).

► The loss snapped a 6-game non-conference winning streak at Bramlage Coliseum, as the Wildcats lost for just the third time in a non-conference home game under head coach **Jerome Tang**.

BOWLING GREEN (6-2)														
No.	Name	PTS	FG	3FG	FT	O	D	R	PF	A	TO	S	B	MIN
14	TOWNS, Sam	F	27	9-14	3-5	6-6	2	6	8	3	2	0	2	34
16	GLOVER II, Troy	F	2	1-5	0-0	0-0	5	3	8	1	0	2	0	23
02	CAMPBELL, Javontae	G	17	6-11	1-2	4-7	2	4	6	4	5	2	0	33
11	RUFFIN, Javon	G	17	5-11	5-8	2-2	1	4	5	3	3	2	0	38
25	THOMAS, Justin	G	6	2-6	1-2	1-2	1	2	3	2	3	0	0	35
09	WOL, Mayor	4	2-5	0-3	0-0	0	3	3	1	1	0	0	0	13
04	SHACKELFORD, Josiah	9	3-10	2-6	1-2	3	2	5	4	2	1	1	0	25
TEAM						1	0	1		1				
TOTALS			82	28-62	12-26	14-19	15	24	39	15	16	8	3	200
		FG	FG%	3FG	3FG%	FT	FT%	Deadball Rebounds: 4, 3						
1st Half		19-38	50.0	9-16	56.3	2-4	50.0	Biggest Run: 8 (3:31 1H)						
2nd Half		9-24	37.5	3-10	30.0	12-15	80.0	Largest Lead: 18 (0:36 2H)						

1st Half	FG	FG%	3FG	3FG%	FT	FT%
1st Half	19-38	50.0	9-16	56.3	2-4	50.0
2nd Half	9-24	37.5	3-10	30.0	12-15	80.0
GAME	28-62	45.2	12-26	46.2	14-19	73.7

01	BASHIR Jr, Abdi	G	8	3-10	2-7	0-0	1	1	2	1	0	0	0	22
04	HAGGERTY, P.J.	G	17	6-19	1-4	4-9	2	2	4	1	2	3	1	32
10	CASTILLO, David	G	22	8-15	3-9	3-4	1	0	1	1	1	1	0	33
34	JOHNSON, Nate	G	4	2-6	0-1	0-0	0	4	4	2	2	1	2	32
00	RAPIEQUE, Elias	0	0-0	0-0	0-0	0-0	1	0	1	2	1	0	0	7
03	JONES, C.J.	4	1-3	0-1	2-2	1	0	1	2	1	0	0	0	20
06	JOHNSON, Marcus	0	0-0	0-0	0-0	0-0	0	1	1	1	0	0	0	2
14	KEGWURUKA, Mobi	0	0-2	0-0	0-0	0-0	2	5	7	4	1	0	0	15
15	MANNING, Taj	2	0-1	0-1	2-2	2	2	4	0	0	0	0	0	13
TEAM							1	1	2					
TOTALS			66	24-61	6-23	12-22	13	19	32	18	11	6	3	200
			FG	FG%	3FG	3FG%	FT	FT%	Deadball Rebounds: 7, 1					
1st Half			15-33	45.5	5-13	38.5	0-4	0.0	Biggest Run: 5 (6:25 1H)					
2nd Half			9-28	32.1	1-10	10.0	12-18	66.7	Largest Lead: None					
GAME			24-61	39.3	6-23	26.1	12-22	54.5	Technical Fouls: None					

1st Half	FG	FG%	3FG	3FG%	FT	FT%
1st Half	15-33	45.5	5-13	38.5	0-4	0.0
2nd Half	9-28	32.1	1-10	10.0	12-18	66.7
GAME	24-61	39.3	6-23	26.1	12-22	54.5

Officials: Doug Simons, Keith Patterson, Lee Cassell
Attendance: 6,917 | Start Time: 7:01 p.m. | Game Duration: 1:58
K-State never led // Bowling Green led 39-04 // Game was tied for 0:56
Lead Changes: 0 // Times Tied: 0

Points From	Off Turnovers	Paint	2nd Chance	Fast Break	Bench
BGSU	9	30	17	0	13
K-State	6	32	14	9	6

09 SETON HALL

Dec. 6, 2025 | Manhattan, Kan. / Bramlage Coliseum

Seton Hall	35	43	—	78
K-STATE	29	38	—	67

► Seton Hall showed why it is one of the top defensive teams in the country by forcing Kansas State into season-lows into multiple offensive categories en route to a 78-67 win on Dec. 6 before 9,195 fans at Bramlage Coliseum.

► The Pirates (9-1), who rank in the top-15 in scoring defense, blocks, turnover margin and steals, continued their impressive start to the season by converting 16 Wildcat turnover into 22 points while also holding the potent K-State offense to 67 points on season-lows for field goal percentage (37.1), 3-point field goal percentage (20.0) and free throw percentage (42.9).

► In game where the Pirates held a slight edge in field goal percentage (38.9 to 37.1) it was the 22-7 advantage in points off turnovers and 20 missed free throws by the Wildcats (5-4) that proved to be too much to overcome despite a season-best crowd of 9,196 fans who were on hand to see the introduction of new head football coach **Collin Klein** at halftime.

► Seton Hall led by as many as 8 points in the early going before 7-foot-2 junior center **Dorin Buca** helped ignite a 10-2 run by K-State that tied it at 22-all, forcing a timeout by coach **Shaheen Holloway** with under 8 minutes to play in the half. The teams went back and forth before a driving layup by senior **Elijah Fisher** sparked an 8-0 run that carried the Pirates to a 35-29 halftime lead.

► The momentum carried into the early moments of the second half, as a dunk by freshman **Najai Hines** started a 9-2 run that extended the lead to 44-31, forcing a timeout by K-State head coach **Jerome Tang** with 17:21 to play. The Wildcats used another 10-2 run to close the deficit to 62-54 with less than 6 minutes to play, but the Pirates responded with 9 straight points to put the game away at 71-54 with just over 4 minutes remaining.

► Graduate transfer **A.J. Staton-McCray** and Fisher paced four Seton Hall players in double figures with a game-high 16 points each, while Hines and junior **Adam Clark** added 11 and 10 points, respectively.

► All five K-State starters scored in double figures for the first time this season led by a team-high 12 points from senior **Khamari McGriff**. Juniors **Abdi Bashir Jr.** and **P.J. Haggerty** and senior **Nate Johnson** all added 11 points while sophomore **David Castillo** had 10 points in his second straight start.

► Buca finished with his best all-around game of the season with 5 points, 7 rebounds, 2 assists and 3 blocked shots in just 17 minutes of action.

SETON HALL (9-1)															
No.	Name		PTS	FG	3FG	FT	O	D	R	PF	A	TO	S	B	MIN
06	PAYNE III, Stephen	F	5	2-3	0-0	1-2	3	3	6	4	2	0	1	2	19
00	CLARK, Adam	G	10	4-13	1-3	1-4	0	3	3	2	3	1	1	0	31
14	STATON-MCCRAY, A.J.	G	16	3-15	1-7	9-9	0	5	5	1	4	1	2	1	32
22	FISHER, Elijah	G	16	5-9	1-4	5-6	3	2	5	4	1	2	2	0	31
29	WILLIAMS II, Mike	G	9	4-11	1-4	0-0	1	1	2	0	2	3	2	0	24
02	SIMPSON, Tajuan	6	3-6	0-2	0-0	0	3	3	3	1	1	1	1	0	20
25	HINES, Najai	11	5-6	0-0	1-1	1	2	3	4	0	0	0	0	2	13
13	PARKER, Trey	5	2-3	1-2	0-0				4	2	2	2	1	0	16
01	DAR, Jacob	0	0-2	0-0	0-0	1	0	1	1	0	0	0	0	0	4
07	RIVERA, Josh	0	0-4	0-1	0-0	0-1	0	0	1	0	1	0	0	0	10
TEAM						4	2	6	1	6	1	0	0	0	0
TOTALS			78	28-72	5-23	17-22	15	29	44	22	15	12	10	5	200

2025-26 BOXSCORES/RECAPS

10MISSISSIPPI VALLEY STATE

Dec. 8, 2025 | Manhattan, Kan. / Bramlage Coliseum

Mississippi Valley	21	28	—	49
K-STATE	55	53	—	108

▶ K-State ended its 4-game skid with a thorough domination of Mississippi Valley State on Dec. 8, breaking 100 points for the fourth time under head coach **Jerome Tang** while connecting on 57.6 percent shooting in a 108-49 victory before 6,682 fans at Bramlage Coliseum.

▶ K-State (6-4) eclipsed 100 points in a game for the 42nd time, while the 108 points tied for the eighth-most in school history and were the most since the Wildcats scored a school-record 120 points in a win over UAPB more than a year ago. The 59-point margin of victory tied for the fourth-largest and was the largest since a 61-point win over Alabama-Huntsville on Nov. 13, 2012.

▶ In shooting 57.6 percent (38-of-66) from the field, the Wildcats made 63.3 percent (19-of-30) of their 2-point field goals, including a 34-10 advantage in the paint, while collecting the third-most 3-point field goals (19) in school history on 52.8 percent shooting. They also outscored the Delta Devils in points off turnovers (17-4), second-chance points (17-7) and fast-break points (27-11).

▶ The 19 made 3-pointers are only surpassed by the school-record 23 against Fresno State in 1994 and the 21 vs. UAPB in 2024. Six different players had at least one 3-pointers, including 5 each from juniors **P.J. Haggerty** and **Abdi Bashir Jr.** and sophomore **David Castillo**.

▶ All 11 players who saw action had at least one made field goal while four Wildcats scored in double figures led by a game-high 28 points from the nation's leading scorer – Haggerty – who has now scored in double figures in all 10 games this season. Castillo had 19 points off the bench on 6-of-11 field goals, while Bashir and senior **Nate Johnson** added 15 and 14 points, respectively.

▶ The Wildcats also shared the ball well with the third-most assists (30) in a game on their 38 made field goals, as four players tallied 5 or more assists, including a game-high 6 by Johnson.

▶ K-State took control less than 2 minutes into the game with 6 straight points before stretching its lead to 20 points (32-12) near the midway point of the first half. The lead was 18 points before a 14-0 run made it 50-18 with less than 2 minutes before halftime. The second half was much of the same as the deficit never fell below 32 points and grew to as many as 61 (108-47) with 1:25 to play.

▶ MVSU (1-9) shot just 25.8 percent (16-of-62), including 22.2 percent (4-of-18) from 3-point range. Junior **Michael James** led the way with 23 points.

MISSISSIPPI VALLEY STATE (1-9)														
No.	Name	PTS	FG	3FG	FT	O	D	R	PF	A	T	S	B	MIN
00	SAMS, Lamont	F	3	1-3	1-2	0-0	0	2	2	3	1	1	0	15
22	MAYFIELD, Daniel	F	6	1-11	0-2	4-4	1	5	6	0	0	3	0	32
02	HOLMES, Dekedric	G	2	1-3	0-0	0-0	0	1	1	1	3	1	0	17
10	JAMES, Michael	G	23	10-23	3-8	0-0	2	1	3	2	1	6	3	38
24	BARNETT, Z'aeavion	G	4	1-5	0-1	2-4	1	6	7	1	1	2	2	25
00	PUNCH, Patrick	S	5	0-7	0-3	5-6	2	1	3	0	4	3	3	1
05	SUTTON, Chance	O	0	0-1	0-0	0-0	0	1	1	2	0	0	0	9
20	MEZIN, Mussa	G	6	2-8	0-1	2-2	2	0	2	3	1	0	1	30
33	SISK, Antonio	O	0	0-1	0-1	0-0	0	0	0	0	0	2	0	8
TEAM						3	2	5			1			
TOTALS		49	16-62	4-18	13-16	12	18	30	12	19	8	4	200	

	FG	FG%	3FG	3FG%	FT	FT%
1st Half	6-31	19.4	0-6	0.0	9-12	75.0
2nd Half	10-31	32.3	4-12	33.3	4-4	100.0
GAME	16-62	25.8	4-18	22.2	13-16	81.3

Deadball Rebounds: 4, 0

Biggest Run: 3 (19:52 1H)

Largest Lead: None

Technical Fouls: None

K-STATE (6-4)														
No.	Name	PTS	FG	3FG	FT	O	D	R	PF	A	T	S	B	MIN
00	RAPIEQUE, Elias	W	5	2-4	0-0	1-3	4	2	6	3	2	2	2	0
21	McGRIFF, Khamari	W	8	2-2	0-0	4-4	1	3	4	3	2	2	0	1
01	BASHIR Jr., Abdi	G	15	5-10	5-10	0-0	0	2	2	0	5	2	2	0
04	HAGGERTY, P.J.	G	28	11-14	5-6	1-1	0	4	4	1	3	2	1	0
34	JOHNSON, Nate	G	14	5-7	2-3	2-2	1	2	3	1	6	0	5	0
03	JONES, C.J.	S	5	2-4	1-1	0-0	0	2	2	0	0	0	0	18
10	CASTILLO, David	W	19	6-11	5-8	2-2	0	3	3	0	5	3	1	0
15	MANNING, Taj	G	4	2-4	0-1	0-0	3	3	6	0	0	0	1	0
22	BUCA, Dorin	S	5	1-3	0-1	3-4	0	5	5	3	1	1	0	5
47	KOSTIC, Andrej	G	2	1-4	0-0	0-0	2	2	4	2	3	1	1	0
06	JOHNSON, Marcus	G	3	1-3	1-3	0-0	0	2	2	2	0	1	0	7
TEAM						1	3	4						
TOTALS		108	38-66	19-36	13-16	12	33	45	15	30	14	13	6	200

	FG	FG%	3FG	3FG%	FT	FT%
1st Half	19-32	59.4	6-13	46.2	11-14	78.6
2nd Half	19-34	55.9	13-23	56.5	2-2	100.0
GAME	38-66	57.6	19-36	52.8	13-16	81.3

Deadball Rebounds: 1, 0

Biggest Run: 14 (2:04 1H)

Largest Lead: 61 (4:33 2H)

Technical Fouls: None

Officials: Kipp Kissinger, Doug Simmons, Ron Groover
 Attendance: 6,682 | Start Time: 7:01 p.m. | Game Duration: 1:56
 K-State led 38:35 // Mississippi Valley never led // Game was tied for 1:25
 Lead Changes: 0 // Times Tied: 1

Points From	Off Turnovers	Paint	2nd Chance	Fast Break	Bench
MVSU	4	10	7	11	11
K-State	17	34	17	27	38

11AT CREIGHTON

Dec. 13, 2025 | Omaha, Neb. / CHI Health Center Omaha

Creighton	33	43	—	76
K-STATE	51	32	—	83

▶ Sophomore **David Castillo** scored six of his game-high 19 points in the last two minutes to help K-State hold off a furious Creighton rally in an 83-76 win on Dec. 13 before 16,657 fans at CHI Health Center Omaha.

▶ K-State (7-4) earned its first win in a non-conference road game since a 75-60 victory at LSU on Dec. 9, 2023, snapping a 4-game skid. The Wildcats posted just their third all-time win in 10 visits to Omaha (1969, 1987 and 2025) while running their winning streak over the Bluejays to 4 games.

▶ Buoyed by a near record-setting 51-point first-half, K-State led by as many as 20 points in the early moments of the second half before Creighton (5-5) slowly chipped away at the deficit, closing to within 73-70 with 2:41 to play. However, Castillo saved his best for clutch time, scoring six of the Wildcats' last 10 points while adding an assist. It marked the fourth straight game in double figures for the sophomore, including the second in a row off the bench with 19 points.

▶ After Bluejay senior **Josh Dix** missed a 3-pointer that would have tied the game with 2:10 remaining, Castillo grabbed the rebound and converted on a driving layup. Following another 3-point miss, Castillo once again drove the lane, feeding senior **Khamari McGriff** on a lob dunk to put the Wildcats ahead 77-70 with 1:21 left. Castillo then knocked down a pair of free throws for a 79-73 lead before finishing things off with a breakaway dunk with 18 seconds.

▶ Castillo was one of four Wildcats to score in double figures, collecting his 19 points on 7-of-11 field goals, including 2-of-4 from 3-point range, while making all 3 free throws. Omaha native junior **Abdi Bashir Jr.** put on a show for the hometown crowd with 18 points on 6 made 3-pointers, including 15 points in the first half when he eclipsed 1,000 career points. Senior **Khamari McGriff** and junior **P.J. Haggerty** added 12 and 10 points, respectively, while senior **Nate Johnson** had game-highs in both assists (6) and steals (4) go with 8 points.

▶ K-State led by as many as 18 points in the first half, including 51-33 at the break, as the Wildcats connected on 59.4 percent (19-of-32) from the field, including 64.7 percent (11-of-17) from 3-point range.

▶ The Wildcats, which shot a season-low 27.8 percent (10-of-36) in the second half, finished at 42.6 percent (29-of-68) for the game, including 42.9 percent (12-of-28) from 3-point range. The team also made 13 of 15 attempts (86.7 percent) from the free throw line and turned the ball over just 7 times.

CREIGHTON (5-5)														
No.	Name	PTS	FG	3FG	FT	O	D	R	PF	A	T	S	B	MIN
00	GREEN, Jasen	F	6	3-7	0-1	0-0	2	6	8	2	3	2	0	1
41	TRAUDT, Isaac	F	18	5-10	4-8	4-5	2	5	7	1	0	0	0	26
01	SWARTZ, Austin	G	12	4-11	4-9	0-0	2	1	3	2	2	2	0	26
04	DIX, Josh	G	18	7-17	2-7	2-2	2	5	7	0	2	0	0	35
09	DAVIS, Ty	G	5	2-3	1-2	0-0	0	2	3	5	1	1	0	30
05	GRAVES, Nik	S	2	0-2	0-1	2-2	1	0	1	2	0	1	1	0
32	FREEMAN, Owen	G	4	2-6	0-0	0-0	2	2	4	1	2	0	1	3
07	ZUGIC, Fedor	F	7	2-5	1-3	2-2	0	2	2	2	0	0	1	21
17	KONAN, Kerem	O	0	0-1	0-0	0-0	0	0	0	0	1	0	0	4
02	HARPER, Blake	G	4	0-1	0-1	4-4	0	1	1	0	0	0	0	7
TEAM						0	0	0			1			
TOTALS		76	25-63	12-32	14-15	11	24	35	13	15	7	4	7	200

	FG	FG%	3FG	3FG%	FT	FT%
1st Half	10-31	32.3	5-15	33.3	8-8	100.0
2nd Half	15-32	46.9	7-17	41.2	6-7	85.7
GAME	25-63	39.7	12-32	37.5	14-15	93.3

Deadball Rebounds: 1, 1

Biggest Run: 11 (16:38 2H)

Largest Lead: 20 (19:20 1H)

Technical Fouls: None

K-STATE (7-4)														
No.	Name	PTS	FG	3FG	FT	O	D	R	PF	A	T	S	B	MIN
00	RAPIEQUE, Elias	W	9	4-5	1-1	0-0	3	3	6	5	2	2	0	0
21	McGRIFF, Khamari	W	12	3-7	1-1	5-6	3	6	2	0	1	0	2	28
01	BASHIR Jr., Abdi	G	18	6-17	6-12	0-0	0	2	2	0	1	1	0	20
04	HAGGERTY, P.J.	G	10	4-12	0-2	2-3	1	4	5	2	1	2	0	34
34	JOHNSON, Nate	G	8	3-10	2-7	0-0	1	3	4	1	6	2	4	1
10	CASTILLO, David	W	19	7-11	2-4	3-3	1	1	2	3	3	0	1	1
15	MANNING, Taj	G	2	1-2	0-0	0-0	0	2	3	5	0	0	0	13
22	BUCA, Dorin	S	5	1-3	0-0	3-3	2	3	5	2	1	1	0	1
03	JONES, C.J.	O	0	0-1	0-1	0-0	0	2	2	1	0	0	0	7
TEAM						2	3	5						
TOTALS		83	29-68	12-28	13-15	15	27	42	16	14	7	5	4	200

	FG	FG%	3FG	3FG%	FT	FT%
1st Half	19-32	59.4	11-17	64.7	2-2	100.0
2nd Half	10-36	27.8	1-11	9.1	11-13	84.6
GAME	29-68	42.6	12-28	42.9	13-15	86.7

Deadball Rebounds: 1, 0

Biggest Run: 7 (3:34 1H)

Largest Lead: 20 (18:41 2H)

Technical Fouls: None

Officials: James Breeding, Tim Clougherty, Antonio Petty
 Attendance: 16,657 | Start Time: 2:15 p.m. | Game Duration: 2:13
 K-State led 36:51 // Creighton led 0:56 // Game was tied for 2:13
 Lead Changes: 5 // Times Tied: 2

Points From	Off Turnovers	Paint	2nd Chance	Fast Break	Bench
CU	2	24	11	10	17
K-State	8	34	16	9	26

12SOUTH DAKOTA

Dec. 20, 2025 | Manhattan, Kan. / Bramlage Coliseum

South Dakota	34	42	—	76
K-STATE	57	49	—	106

▶ Junior **P.J. Haggerty** paced five Wildcats in double figures with a game-high 24 points, as K-State recorded its second 100-point game of the season in a 106-76 win over South Dakota on Dec. 20 before 7,287 fans at Bramlage Coliseum.

▶ The Wildcats (8-4), which scored a season-high 108 points in the win over Mississippi Valley State on Dec. 8, notched their second 100-point performance in the last 3 games while tying the school single-season record with the 1966-67, 1979-80, 1993-94 and 1997-98 teams. It also matched the 1993-94 and 1997-98 teams for the most 100-point games at home in a single season.

▶ K-State shot better than 60 percent from the field for the third time, as the Wildcats connected on 62.1 percent (41-of-66), including 50 percent (12-of-24) from 3-point range, and 75 percent (12-of-16) from the free throw line. The team hit on better than 56 percent in each half, including a season-high 57 first-half points on a season-high 67.6 percent (23-of-34) shooting. The 41 made field goals are the most in 115 games under **Jerome Tang** and the most since totaling 43 vs. UTSA more than 34 years ago on Nov. 23, 1991.

▶ The Wildcats were particularly lethal inside the 3-point arc, hitting on 69.1 percent (29-of-42) of their 2-point attempts, including a school-record tying 56 points in the paint. The team also had 56 points in the paint against Cal earlier this season as well as against South Dakota in 2010 and Miami in 2023. The team also dished out 23 assists, including 5 each from junior **Abdi Bashir Jr.** and sophomore **David Castillo**, and posted a 44-28 advantage on the glass.

▶ Haggerty posted his eighth game of 20 or more points this season, leading the way with 24 points on 10-of-12 field goals and 3-of-4 free throws to go with a game-high 6 rebounds and 3 assists in just over 26 minutes. Joining Haggerty in double figures were Castillo with 16 points, Bashir and senior **Nate Johnson** with 15 points each and senior **Khamari McGriff** with 10 points.

▶ Haggerty went perfect from the field in the first half, making all 8 attempts in

THE LAST TIME K-STATE...

<div>Team</div> <div> <p>K-State was ranked No. 1 in AP Top 25: March 14, 1959</p> <p>K-State was ranked in AP Top 25: No. 15 (March 13, 2023)</p> <p>K-State was ranked in USA Today Coaches Poll: No. 9 (April 4, 2023)</p> <p>Played AP No. 1-ranked opponent: Lost to Baylor, 77-68 (Jan. 14, 2017)</p> <p>Defeated AP No. 1-ranked opponent: Oklahoma, 80-69 (Feb. 6, 2016)</p> <p>Defeated AP No. 1-ranked opponent on road: Kansas, 68-64 (Jan. 17, 1994)</p> <p>Played AP No. 2-ranked opponent: Defeated No. 2 Kansas, 83-82 [OT] (Jan. 17, 2023)</p> <p>Defeated opponent ranked 3-10 by AP: No. 3 Iowa State, 80-61 (Feb. 1, 2025)</p> <p>Defeated opponent ranked 3-10 by AP on the road: No. 3 Iowa State, 80-61 (Feb. 1, 2025)</p> <p>Defeated opponent ranked 11-15 by AP: No. 13 Arizona, 73-70 (Feb. 11, 2025)</p> <p>Defeated AP Top 25 opponent at home: No. 13 Arizona, 73-70 (Feb. 11, 2025)</p> <p>Defeated AP Top 25 opponent on the road: No. 3 Iowa State, 80-61 (Feb. 1, 2025)</p> <p>Defeated consecutive AP Top 25 opponents on the road: No. 6 Texas, 116-103 (Jan. 3, 2023) and No. 19 Baylor, 97-95 [OT] (Jan. 7, 2023)</p> <p>Defeated AP Top 25 opponent at neutral site: No. 18 Kentucky, 61-58 (March 22, 2018)</p> </div>	<div> <p>K-State made 45 or more field goals: 49 vs. Morgan State (Jan. 5, 1985) <i>school record</i></p> <p>K-State made 50 or more field goals: <i>Never been done in recorded school history</i></p> <p>K-State attempted 60 or more field goals: 66 vs. South Dakota (Dec. 20, 2025)</p> <p>K-State attempted 70 or more field goals: 73 vs. Mississippi State (Nov. 20, 2025)</p> <p>K-State attempted 80 or more field goals: 88 vs. South Dakota (Jan. 3, 2010)</p> <p>K-State attempted 90 or more field goals: 94 vs. Houston (March 14, 1970)</p> <p>K-State attempted 100 or more field goals: 103 vs. Cal State Fullerton (Dec. 2, 1967)</p> </div>
<div>Scoring</div> <div> <p>Scored 20 or more points: 24 by P.J. Haggerty vs. South Dakota (Dec. 20, 2025)</p> <p>Reserve scored 20 or more points: 20 by Macaleeb Rich at Wichita State (Dec. 21, 2024)</p> <p>Freshman scored 20 or more points: 23 by Nijel Pack vs. TCU (March 10, 2021)</p> <p>Scored 30 or more points: 37 by P.J. Haggerty vs. Mississippi State (Nov. 20, 2025)</p> <p>Freshman scored 30 or more points: 34 by Marcus Foster vs. Texas (Feb. 8, 2014)</p> <p>Scored 35 or more points: 37 by P.J. Haggerty vs. Mississippi State (Nov. 20, 2025)</p> <p>Scored 40 or more points: 44 by Denis Clemente at Texas (Jan. 31, 2009)</p> <p>Scored 50 or more points: 62 by Askia Jones vs. Fresno State (March 24, 1994) <i>school record</i></p> <p>Two or more Wildcats scored 30 or more points in same game: Michael Beasley (44) and Bill Walker (31) at Baylor (Feb. 23, 2008)</p> <p>Two or more Wildcats scored 25 or more points in same game: P.J. Haggerty (27) and Abdi Bashir Jr. (26) vs. Nebraska (Nov. 21, 2025)</p> <p>Two or more Wildcats scored 20 or more points in same game: P.J. Haggerty (27) and Abdi Bashir Jr. (26) vs. Nebraska (Nov. 21, 2025)</p> <p>Three or more Wildcats scored 20 or more points in same game: P.J. Haggerty (23 points), Khamari McGriff (21 points) and Nate Johnson (20 points) vs. California (Nov. 13, 2025)</p> <p>Scored 20 points in one half: 22 (2nd) by P.J. Haggerty vs. Mississippi State (Nov. 20, 2025)</p> <p>Scored 20 points/two straight games: P.J. Haggerty (6), 27 vs. UNC Greensboro (Nov. 4, 2025), 23 vs. Bellarmine (Nov. 8, 2025), 23 vs. California (Nov. 13, 2025), 31 vs. Tulsa (Nov. 17, 2025), 37 vs. Mississippi State (Nov. 20, 2025), 27 vs. Nebraska (Nov. 21, 2025)</p> <p>Scored 20 points/three straight games: P.J. Haggerty (6), 27 vs. UNC Greensboro (Nov. 4, 2025), 23 vs. Bellarmine (Nov. 8, 2025), 23 vs. California (Nov. 13, 2025), 31 vs. Tulsa (Nov. 17, 2025), 37 vs. Mississippi State (Nov. 20, 2025), 27 vs. Nebraska (Nov. 21, 2025)</p> <p>Scored 20 points/four straight games: P.J. Haggerty (6), 27 vs. UNC Greensboro (Nov. 4, 2025), 23 vs. Bellarmine (Nov. 8, 2025), 23 vs. California (Nov. 13, 2025), 31 vs. Tulsa (Nov. 17, 2025), 37 vs. Mississippi State (Nov. 20, 2025), 27 vs. Nebraska (Nov. 21, 2025)</p> <p>Scored 30 points/two straight games: P.J. Haggerty, 31 vs. Tulsa (Nov. 17, 2025), 37 vs. Mississippi State (Nov. 20, 2025)</p> <p>No Wildcat scored in double figures: at Nebraska (Jan. 26, 1983)</p> <p>One Wildcat scored in double figures: Tylor Perry (23) vs. No. 23/24 Oklahoma (Jan. 30, 2024)</p> <p>Four Wildcats scored in double figures: David Castillo (19), Abdi Bashir Jr. (18), Khamari McGriff (12), P.J. Haggerty (10) at Creighton (Dec. 13, 2025)</p> <p>Five Wildcats scored in double figures: P.J. Haggerty (24), David Castillo (16), Abdi Bashir Jr. (15), Nate Johnson (15), Khamari McGriff (10) vs. South Dakota (Dec. 20, 2025)</p> <p>Six Wildcats scored in double figures: Achor Achor (21), Dug McDaniel (18), David Castillo (17), David N'Guessan (17), Brendan Hausen (14), Max Jones (12) vs. UAPB (Dec. 1, 2024)</p> <p>Seven Wildcats scored in double figures: Keyontae Johnson (18), Nae'Qwan Tomlin (15), Desi Sills (14), David N'Guessan (12), Cam Carter (10), Dorian Finister (10) and Markquis Nowell (10) vs. UIW (Dec. 11, 2022)</p> <p>All five Wildcat starters scored in double figures: Khamari McGriff (12), Abdi Bashir Jr. (11), P.J. Haggerty (11), Nate Johnson (11), David Castillo (10) vs. Seton Hall (Dec. 6, 2025)</p> <p>K-State scored 70 or more points: 106 vs. South Dakota (Dec. 20, 2025)</p> <p>K-State scored 80 or more points: 106 vs. South Dakota (Dec. 20, 2025)</p> <p>K-State scored 90 or more points: 106 vs. South Dakota (Dec. 20, 2025)</p> <p>K-State scored 100 or more points: 106 vs. South Dakota (Dec. 20, 2025)</p> </div>	<div> <p>3-Point Field Goal Shooting</p> <p>Made 5 or more 3-point field goals: 5 by Abdi Bashir Jr. vs. South Dakota (Dec. 20, 2025)</p> <p>Made 10 or more 3-point field goals: 14 by Askia Jones vs. Fresno State (March 24, 1994) <i>school record</i></p> <p>100 percent from the field (min. 5 att): 100.0% (5-5) by David Castillo vs. Bellarmine (Nov. 8, 2025)</p> <p>K-State connected on 50 percent or better (min. 10 att): 50.0% (12-24) vs. South Dakota (Dec. 20, 2025)</p> <p>K-State connected on 60 percent or better (min. 10 att): 60.9% (14-23) vs. Bellarmine (Nov. 8, 2025)</p> <p>K-State connected on 70 percent or better (min. 10 att): 71.4% (10-14) vs. Western Illinois (Nov. 11, 2016)</p> <p>K-State connected on 80 percent or better (min. 10 att): 80.0% (8-10) vs. Coastal Carolina (Dec. 6, 1997)</p> <p>K-State made 10 or more 3-point field goals: 12 vs. South Dakota (Dec. 20, 2025)</p> <p>K-State made 15 or more 3-point field goals: 21 vs. UAPB (Dec. 1, 2024)</p> <p>K-State made 20 or more 3-point field goals: 21 vs. UAPB (Dec. 1, 2024)</p> <p>K-State attempted 30 or more 3-point field goals: 36 vs. Mississippi Valley State (Dec. 8, 2025)</p> <p>K-State attempted 35 or more 3-point field goals: 36 vs. Mississippi Valley State (Dec. 8, 2025)</p> <p>K-State attempted 35 or more 3-point field goals: 40 vs. UAPB (Dec. 1, 2024) <i>school record</i></p> </div> <div> <p>Double-Double / Triple-Double</p> <p>Had a Triple-Double: <i>Never happened in recorded school history</i></p> <p>Had a 20/20 Double-Double (Pts/Rebs): Michael Beasley (28 pts, 22 rebs) vs. Western Illinois (Nov. 17, 2007)</p> <p>Had a 30/10 Double-Double (Pts/Rebs): P.J. Haggerty (31 pts, 10 rebs) vs. Tulsa (11/17/25)</p> <p>Had a 20/10 Double-Double (Pts/Rebs): P.J. Haggerty (31 pts, 10 rebs) vs. Tulsa (11/17/25)</p> <p>Had a Double-Double (Pts/Rebs): P.J. Haggerty (31 pts, 10 rebs) vs. Tulsa (11/17/25)</p> <p>Had a Double-Double (Pts/Asts): P.J. Haggerty (23 pts, 11 asts) vs. Bellarmine (Nov. 8, 2025)</p> <p>Had a Double-Double (Rebs/Asts): <i>Never happened in recorded school history</i></p> <p>Had a Double-Double (Pts/Rebs) in a Half: David N'Guessan (16 pts, 10 rebs) 2H vs. Arizona State (Feb. 23, 2025)</p> <p>Had a Double-Double (Pts/Rebs) in Consecutive Games: David N'Guessan (12 pts, 17 rebs) at TCU (Jan. 4, 2025) and (12 pts, 12 rebs) at Oklahoma State (Jan. 7, 2025)</p> <p>Had a Double-Double (Pts/Asts) in Consecutive Games: Markquis Nowell (20 pts, 19 asts vs. Michigan State; March 23, 2023) and (30 pts, 12 asts vs. No. 25/25 FAU (March 25, 2023)</p> <p>Two Players with Double-Doubles in Same Game: Selton Miguel (12 pts, 10 rebs) and Mark Smith (14 pts, 10 rebs) vs. UAlbany (Dec. 1, 2021)</p> </div> <div> <p>Free Throw Shooting</p> <p>Made 10 or more free throws: 11 by P.J. Haggerty vs. Tulsa (Nov. 17, 2025)</p> <p>Made 15 or more free throws: 15 by Jacob Pullen vs. Kansas (Feb. 14, 2011)</p> <p>Perfect at the FT line (min. 10 att): 10-10 by Tylor Perry vs. Texas (March 13, 2024)</p> <p>Perfect at the FT line: 17-17 by Steve Henson at Iowa State (Feb. 24, 1988) <i>school record</i></p> <p>K-State connected on 80 percent or better (min. 15 att.): 86.7% (13-15) at Creighton (Dec. 13, 2025)</p> <p>K-State connected on 90 percent or better (min. 15 att.): 90.5% (19-21) vs. Tulsa (Nov. 17, 2025)</p> <p>K-State connected on 100 percent or better (min. 15 att.): 100% (16-16) vs. Nebraska (Jan. 26, 1980)</p> <p>K-State made 20 or more free throws: 25 vs. Mississippi Valley State (Nov. 19, 2024)</p> <p>K-State made 30 or more free throws: 34 vs. North Alabama (Dec. 2, 2023)</p> <p>K-State made 40 or more free throws: 41 vs. Oklahoma (Dec. 29, 1958)</p> <p>K-State attempted 30 or more free throws: 35 vs. Seton Hall (Dec. 6, 2025)</p> <p>K-State attempted 40 or more free throws: 48 vs. North Alabama (Dec. 2, 2023)</p> <p>K-State attempted 50 or more free throws: 54 at Colorado (Jan. 16, 2010)</p> <p>K-State attempted 55 or more free throws: 56 vs. Purdue (Dec. 1, 1958) <i>school record</i></p> </div> <div> <p>Rebounds</p> <p>Had 10 or more rebounds: 10 by P.J. Haggerty vs. Tulsa (Nov. 17, 2025)</p> <p>Had 15 or more rebounds: 17 by David N'Guessan at TCU (Jan. 4, 2025)</p> <p>Had 20 or more rebounds: 22 by Michael Beasley vs. Western Illinois (Nov. 17, 2007)</p> <p>Had 10 or more rebounds in consecutive games: David N'Guessan (17 at TCU (Jan. 4, 2025) and 12 at Oklahoma State (Jan. 7, 2025)</p> <p>Multiple players had 10 or more rebounds: Selton Miguel (10 rebs) and Mark Smith (10 rebs) vs. UAlbany (Dec. 1, 2021)</p> <p>K-State had 20 or more offensive rebounds: 21 vs. Mississippi State (Nov. 19, 2024)</p> <p>K-State had 30 or more defensive rebounds: 33 vs. South Dakota (Dec. 20, 2025)</p> <p>K-State had 40 or more rebounds: 44 vs. South Dakota (Dec. 20, 2025)</p> <p>K-State had 50 or more rebounds: 63 vs. Central Arkansas (Nov. 22, 2023)</p> <p>K-State had 60 or more rebounds: 63 vs. Central Arkansas (Nov. 22, 2023)</p> </div> <div> <p>Assists</p> <p>Had 10 or more assists: 11 by P.J. Haggerty vs. Bellarmine (Nov. 8, 2025)</p> <p>Had 15 or more assists: 19 by Markquis Nowell vs. Michigan State (March 23, 2023) <i>school record</i></p> <p>K-State had 20 or more assists: 23 vs. South Dakota (Dec. 20, 2025)</p> <p>K-State had 30 or more assists: 30 vs. Mississippi Valley State (Dec. 8, 2025)</p> </div>

THE LAST TIME K-STATE...

Blocked Shots

Had 5 or more blocked shots: 5 by Dorin Buca vs. Mississippi Valley State (Dec. 8, 2025)
Had 10 or more blocked shots: *Never happened in recorded school history*
K-State had 5 or more blocked shots: 9 vs. South Dakota (Dec. 20, 2025)
K-State had 10 or more blocked shots: 11 vs. North Florida (Dec. 11, 2011)

Steals

Had 5 or more steals: 5 by Nate Johnson vs. vs. South Dakota (Dec. 20, 2025)
Had 10 or more steals: *Never happened in recorded school history*
K-State had 10 or more steals: 10 vs. South Dakota (Dec. 20, 2025)
K-State had 15 or more steals: 15 vs. Oklahoma State (Jan. 29, 2025)

Turnovers

K-State had 3 or fewer turnovers: 3 vs. SIU-Edwardsville (Dec. 14, 1978) *school record*
K-State had 5 or fewer turnovers: 5 at No. 9/10 Kansas (Jan. 18, 2025)
Opponent committed 15 or more turnovers: 19 vs. Mississippi Valley State (Dec. 8, 2025)
Opponent committed 20 or more turnovers: 21 by Oklahoma State (Jan. 29, 2025)

Overtime

Played an Overtime Game: Lost to Drake, 73-70 (Dec. 17, 2024)
Played an Overtime Game at home: Won vs. West Virginia, 94-90 (Feb. 26, 2024)
Played a 2-Overtime Game: Lost at No. 13/13 Baylor, 79-72 (Jan. 20, 2016)
Played a 3-Overtime Game: Lost at Oregon State, 87-72 (Dec. 6, 2003)
Played a 4-Overtime Game: Lost at Missouri State, 82-80 (Dec. 8, 1987)
Played in Consecutive OT Games (3 in a row):
Won vs. Oral Roberts, 88-78 (Nov. 28, 2023), Won vs. North Alabama, 75-74 (Dec. 2, 2023), Won vs. Villanova (Dec. 5, 2023)

Winning Streaks

K-State won consecutive games: at Creighton (Dec. 13, 2025) and vs. South Dakota (Dec. 20, 2025)
K-State had a 5 or more game winning streak: 5, Nov. 4-20, 2025
(longest since winning 6, Jan. 25 to Feb. 11, 2025)
K-State had a 10 or more game winning streak: 10, Nov. 24, 2013 to Jan. 7, 2014
K-State had a 15 or more game winning streak: 21, Dec. 19, 1958 to March 13, 1959
K-State had a 20 or more game winning streak: 21, Dec. 19, 1958 to March 13, 1959

Miscellaneous

Hit a Buzzer Beater: vs. Villanova 72-71 (Dec. 5, 2023) [Tylor Perry 3-pointer at :03.9]
Won after trailing by at least 10 points in second half: 10 vs. Texas (March 13, 2024)
(down 39-29, 20:00 remaining - won 78-74)
Won after trailing by at least 15 points in second half: 15 at Iowa State (Feb. 12, 2022)
(down 45-30, 18:59 remaining - won 75-69 in overtime)



ELIAS RAPIQUE

W | 6-9 | 225 | Jr.-TR | Berlin, Germany | ALBA Berlin

[X @eliasrapique](#) / [elias.rapique](#)

SUPERLATIVES

	—	—	JR	SR	CAR
10+ Points	—	15	—	—	15
15+ Points	—	8	—	—	8
20+ Points	—	4	—	—	4
2+ 3FGM	—	—	—	—	—
5+ Rebounds	—	13	4	—	17
3+ Assists	—	17	2	—	19
Multiple Steals	—	14	3	—	17
2+ Blocks	—	1	1	—	2
Double-Doubles	—	1	—	—	1

PERSONAL HIGHS

■ Points

Season	9, twice
Career	27 vs. ETB Miners (2/15/25)
Big 12	—

■ Field Goals Made

Season	6 at Indiana (11/25/25)
Career	8 vs. Paderborn (5/3/25)
Big 12	—

■ Field Goals Attempted

Season	6, twice
Career	18 vs. Paderborn (5/3/25)
Big 12	—

■ 3-Point Field Goals Made

Season	1, 4 times
Career	4 vs. Hamburg (12/12/21)
Big 12	—

■ 3-Point Field Goals Attempted

Season	4 vs. Mississippi State (11/20/25)
Career	7, 4 times
Big 12	—

■ Free Throws Made

Season	2 vs. Bellarmine (11/8/25)
Career	10 vs. Rostock II (1/13/24)
Big 12	—

■ Free Throws Attempted

Season	4 vs. Bellarmine (11/8/25)
Career	12 vs. ETB Miners (2/15/25)
Big 12	—

■ Rebounds

Season	6, twice
Career	12 vs. Berlin Braves (3/1/25)
Big 12	—

■ Assists

Season	5 vs. Mississippi Valley State (12/8/25)
Career	11 vs. Berlin Braves (3/1/25)
Big 12	—

■ Blocked Shots

Season	2 vs. UNC Greensboro (11/4/25)
Career	2, 4 times
Big 12	—

■ Steals

Season	3 vs. UNC Greensboro (11/4/25)
Career	7, twice
Big 12	—

■ Minutes

Season	25 at Creighton (12/13/25)
Career	36 vs. Paderborn (5/3/25)
Big 12	—

SEASON STATS

PPG	RPG	APG	FG%	3FG%	FT%
3.4	2.8	1.5	43.2	36.4	38.5

RAPIQUE AT A GLANCE

► Has played in all 12 games to start the year, averaging 17.0 minutes per game... Returned to the starting lineup vs. Mississippi Valley (12/8/25) with his 7th start (started 6 straight games from Nov. 8-25)... Started again in the win at Creighton (12/13/25) with a season-high 25 minutes played.

► Has scored in 8 of 12 games, including a season-high 9 points at Indiana (11/25/25) and Creighton (12/13/25)... Also scored 5 points vs. UNC Greensboro (11/4/25) and Mississippi Valley (12/8/25).

► Matched his season-high with 6 rebounds at Creighton (12/13/25).

► Played his best all-around game vs. Mississippi Valley (12/8/25) with 5 points, season-highs in rebounds (6) and assists (5) and 2 steals in 19 minutes.

► Was solid all-around vs. Nebraska (11/21/25) with 4 points, 5 rebounds, 2 assists and a steal in 18 minutes.

► Contributed in multiple areas vs. UNC Greensboro (11/4/25) with 5 points, 4 rebounds, 3 steals and 2 blocks in 21 minutes in his first career game.

LAST GAME (vs. South Dakota (12/20/25))

MIN	PTS	REBS	ASTS	BLKS	STLS
13	0	1	0	0	0

TOP PERFORMANCES

► Scored a career-high 27 points vs. ETB Miners (2/15/25) while playing for SSV Lokomotive Bernau on 9-of-16 field goals.

► Collected a triple-double while playing for SSV Lokomotive Bernau vs. the Berlin Braves with 16 points, 12 rebounds and 11 assists in 35 minutes.

BACKGROUND

► First-ever German basketball player at K-State... One of just 24 foreign-born players in school history and one of just 7 from the European continent.

► Grew up with the ALBA Berlin club, which was founded in 1991 and is the largest national basketball club by membership... Also one of the most successful with 11 German Championships, 11 German Cups and 3 German Supercups.

► Made his debut with ALBA Berlin at the age of 17 during the 2021-22 season.

► Member of German U18 and U20 National Teams, playing at 2022 European U18 Championship as well as 2023 and 2024 European U20 Championships.

2025-26 GAME-BY-GAME STATISTICS

Date	Opponent	GS	MIN	FG	3PT	FT	O	D	TR	PF	AST	TO	BLK	STL	PTS	+/-
Nov. 4	UNC GREENSBORO		21	2-5	0-2	1-2	1	3	4	3	1	1	2	3	5	31
Nov. 8	BELLARMINE	*	17	1-2	0-0	2-4	1	2	3	4	2	1	0	2	4	12
Nov. 13	CALIFORNIA	*	23	0-2	0-1	0-0	0	1	1	2	3	1	0	1	0	-11
Nov. 17	TULSA	*	10	1-4	0-1	0-0	0	0	0	2	0	1	0	0	2	3
Nov. 20	vs. Mississippi State	*	19	1-6	1-4	0-0	1	1	2	3	2	0	1	0	3	0
Nov. 21	vs. Nebraska	*	18	1-2	1-1	1-2	2	3	5	4	2	3	0	1	4	-8
Nov. 25	@Indiana	*	22	4-6	1-1	0-0	2	3	5	4	0	1	0	2	9	-8
Dec. 1	BOWLING GREEN		7	0-0	0-0	0-0	1	0	1	2	1	0	0	0	0	-4
Dec. 6	SETON HALL		10	0-1	0-0	0-2	0	0	0	3	0	0	1	0	0	-5
Dec. 8	MISSISSIPPI VALLEY	*	19	2-4	0-0	1-3	4	2	6	3	5	2	0	2	5	39
Dec. 13	@Creighton	*	25	4-5	1-1	0-0	3	3	6	5	2	0	0	0	9	-3
Dec. 20	SOUTH DAKOTA	*	13	0-0	0-0	0-0	0	1	1	4	0	1	0	0	0	1
Dec. 28	ULM															
Jan. 3	BYU*															
Jan. 7	@Arizona*															
Jan. 10	@Arizona State*															
Jan. 14	UCF*															
Jan. 17	@Oklahoma State*															
Jan. 20	UTAH*															
Jan. 24	KANSAS*															
Jan. 27	@West Virginia*															
Feb. 1	IOWA STATE*															
Feb. 7	@TCU*															
Feb. 11	CINCINNATI*															
Feb. 14	@Houston*															
Feb. 17	BAYLOR*															
Feb. 21	@Texas Tech*															
Feb. 25	@Colorado*															
Feb. 28	TCU*															
Mar. 3	WEST VIRGINIA*															
Mar. 7	@Kansas*															

RAPIQUE'S CAREER STATS

YEAR	GP	GS	Min	Avg.	FGM	FGA	Pct.	3FGM	3FGA	Pct.	FTM	FTA	Pct.	Off	Def	Tot	Avg.	PF	Ast	TO	Blk	Stl	Pts	Avg.
2021-22 (Age 17)	5	4	114	22.7	15	44	.341	1	11	.091	10	17	.588	2	17	19	3.8	13	12	16	0	8	41	8.2
2022-23 (Age 18)	29	7	406	14.0	53	133	.398	21	67	.313	34	47	.723	21	50	71	2.4	51	62	37	0	35	161	5.6
2023-24 (Age 19)	38	16	692	18.2	105	242	.434	24	82	.293	85	122	.697	39	91	130	3.4	68	84	53	2	29	319	8.4
2024-25 (Age 20)	62	11	1017	16.4	130	300	.433	31	116	.267	64	104	.615	68	107	175	2.8	143	102	75	8	59	355	5.7
2025-26 (Jr.)	12	9	204	17.0	16	37	.432	4	11	.364	5	13	.385	15	19	34	2.8	39	18	11	4	11	41	3.4
Totals	12	9	204	17.0	16	37	.432	4	11	.364	5	13	.385	15	19	34	2.8	39	18	11	4	11	41	3.4

1

G | JR.-TR



ABDI BASHIR JR.

G | 6-7 | 175 | Jr.-TR | Omaha, Neb. | PHHoenix Prep | Monmouth

@abdibashirjr / abdibashirjr

2024-25 All-CAA First Team | CAA Player of the Week (twice)
USBWA/Oscar Robertson National Player of the Week (11/19/24)

SUPERLATIVES

	FR	SO	JR	SR	CAR
10+ Points	6	30	9	—	45
15+ Points	1	24	6	—	31
20+ Points	1	18	1	—	20
30+ Points	—	1	—	—	1
2+ 3FGM	17	28	11	—	57
5+ Rebounds	—	3	1	—	4
3+ Assists	—	12	4	—	16
Multiple Steals	1	4	2	—	7
Double-Doubles	—	—	—	—	—

PERSONAL HIGHS

■ Points

Season	26 vs. Nebraska (11/21/25)
Career	38 at Rutgers (11/15/24)
Big 12	—

■ Field Goals Made

Season	7 vs. Nebraska (11/21/25)
Career	12, twice
Big 12	—

■ Field Goals Attempted

Season	17 at Creighton (12/13/25)
Career	33 vs. Drexel (1/30/25)
Big 12	—

■ 3-Point Field Goals Made

Season	7 vs. Nebraska (11/21/25)
Career	10 at Rutgers (11/15/24)
Big 12	—

■ 3-Point Field Goals Attempted

Season	15 vs. Nebraska (11/21/25)
Career	20 vs. Drexel (1/30/25)
Big 12	—

■ Free Throws Made

Season	5 vs. Nebraska (11/21/25)
Career	7 at Lehigh (12/4/24)
Big 12	—

■ Free Throws Attempted

Season	5 vs. Nebraska (11/21/25)
Career	8 at Lehigh (12/4/24)
Big 12	—

■ Rebounds

Season	6 vs. South Dakota (12/20/25)
Career	6 vs. Northeastern (2/24/25)
Big 12	—

■ Assists

Season	5, 3 times
Career	7 at Stony Brook (2/13/25)
Big 12	—

■ Blocked Shots

Season	—
Career	1, twice
Big 12	—

■ Steals

Season	2, twice
Career	3 vs. Youngstown State (11/21/24)
Big 12	—

■ Minutes

Season	30 vs. Bellarmine (11/8/25)
Career	48 vs. Drexel (1/30/25)
Big 12	—

SEASON STATS

PPG	RPG	APG	FG%	3FG%	FT%
13.0	2.3	2.4	44.4	48.9	60.0

BASHIR AT A GLANCE

- Has started the first 12 games, averaging 23.2 minutes per game... Has now played 78 career games in college, including 44 starts.
- Now has 45 career double-digit scoring games, including in 9 of the first 12 games, with 15 20-point games and five 30-point games.
- Eclipsed 1,000 career points with 18 points at Creighton (12/13/25).
- Posted his first 20-point game as a Wildcat with 26 points vs. Nebraska (11/21/25), as he connected on 7-of-15 attempts from 3-point range... His 7 made 3-pointers tie for the sixth-most 3-pointers in school history.
- Has a team-high 46 3-pointers, including a season-high 7 vs. Nebraska (11/21/25) and 6 at Creighton (12/13/25)... Has made at least 5 3-pointers in 17 games in his career, while he had a career-high 10 triples at Rutgers (11/15/24).
- Eclipsed 200 career 3-pointers (224) with his 7-triple performance vs. Nebraska (11/21/25), hitting on 40.2 percent (224-of-557) from beyond the arc.
- Ranks 5th in 3-point field goals/game (3.83) and total 3-pointers while he is 13th in 3-point percentage (48.9)... This comes after leading the NCAA in 3-point field goals/game (3.85) and ranking second in total (127) in 2024-25.
- Led Monmouth and CAA in scoring at 20.1 points per game as a sophomore in 2024-25, while he was 16th in scoring and 25th in total points (663)... Jumped nearly 14 points per game from true freshman (6.3 ppg.) to sophomore season.

2025-26 GAME-BY-GAME STATISTICS

Date	Opponent	GS	MIN	FG	3PT	FT	O	D	TR	PF	AST	TO	BLK	STL	PTS	+/-
Nov. 4	UNC GREENSBORO	*	21	6-11	4-8	0-0	0	1	1	2	2	0	0	0	16	11
Nov. 8	BELLARMINE	*	30	5-10	5-9	0-0	0	4	4	2	3	2	0	0	15	19
Nov. 13	CALIFORNIA	*	23	2-4	2-4	1-2	0	2	2	2	5	1	0	1	7	7
Nov. 17	TULSA	*	28	4-12	2-6	0-0	0	0	0	1	2	0	0	0	10	3
Nov. 20	vs. Mississippi State	*	23	4-10	4-6	0-0	0	4	4	0	0	1	0	0	12	13
Nov. 21	vs. Nebraska	*	30	7-15	7-15	5-5	0	3	3	0	2	3	0	1	26	1
Nov. 25	@Indiana	*	14	1-2	1-2	0-0	0	1	1	1	1	1	0	0	3	-16
Dec. 1	BOWLING GREEN	*	22	3-10	2-7	0-0	1	1	2	1	1	0	0	0	8	-8
Dec. 6	SETON HALL	*	23	4-10	3-9	0-3	0	1	1	3	2	0	0	2	11	-7
Dec. 8	MISSISSIPPI VALLEY	*	16	5-10	5-10	0-0	0	2	2	0	5	2	0	2	15	24
Dec. 13	@Creighton	*	28	6-17	6-12	0-0	0	2	2	0	1	1	0	0	18	2
Dec. 20	SOUTH DAKOTA	*	20	5-6	5-6	0-0	1	5	6	0	5	3	0	0	15	28
Dec. 28	ULM															
Jan. 3	BYU*															
Jan. 7	@Arizona*															
Jan. 10	@Arizona State*															
Jan. 14	UCF*															
Jan. 17	@Oklahoma State*															
Jan. 20	UTAH*															
Jan. 24	KANSAS*															
Jan. 27	@West Virginia*															
Feb. 1	IOWA STATE*															
Feb. 7	@TCU*															
Feb. 11	CINCINNATI*															
Feb. 14	@Houston*															
Feb. 17	BAYLOR*															
Feb. 21	@Texas Tech*															
Feb. 25	@Colorado*															
Feb. 28	TCU*															
Mar. 3	WEST VIRGINIA*															
Mar. 7	@Kansas*															

BASHIR'S CAREER STATS

YEAR	GP	GS	Min	Avg.	FGM	FGA	Pct.	3FGM	3FGA	Pct.	FTM	FTA	Pct.	Off	Def	Tot	Avg.	PF	Ast	TO	Blk	Stl	Pts	Avg.
*2023-24 (Fr.)	33	0	443	13.4	76	200	.380	51	131	.389	6	8	.750	4	27	31	0.9	28	11	28	0	7	209	6.3
*2024-25 (So.)	33	32	1097	33.2	222	589	.377	127	332	.383	92	106	.868	8	79	87	2.6	44	73	91	2	18	663	20.1
2025-26 (Jr.)	12	12	279	23.2	52	117	.444	46	94	.489	6	10	.600	2	26	28	2.3	12	29	14	0	6	156	13.0
Totals	78	44	1819	23.3	350	906	.386	224	557	.402	104	124	.839	14	132	146	1.9	84	113	133	2	31	1028	13.2

*Played at Monmouth

Wildcats

2

G | FR.-HS



EXAVIER WILSON

G | 6-1 | 170 | Fr.-HS | Columbia, Mo. | Father Tolton Catholic

X @ExavierWilson7 / zay_gollve

SUPERLATIVES

	FR	SO	JR	SR	CAR
10+ Points	—	—	—	—	—
15+ Points	—	—	—	—	—
20+ Points	—	—	—	—	—
2+ 3FGM	—	—	—	—	—
5+ Rebounds	—	—	—	—	—
3+ Assists	—	—	—	—	—
Multiple Steals	—	—	—	—	—
2+ Blocks	—	—	—	—	—
Double-Doubles	—	—	—	—	—

PERSONAL HIGHS

■ Points	
Season	—
Career	—
Big 12	—
■ Field Goals Made	
Season	—
Career	—
Big 12	—
■ Field Goals Attempted	
Season	—
Career	—
Big 12	—
■ 3-Point Field Goals Made	
Season	—
Career	—
Big 12	—
■ 3-Point Field Goals Attempted	
Season	—
Career	—
Big 12	—
■ Free Throws Made	
Season	—
Career	—
Big 12	—
■ Free Throws Attempted	
Season	—
Career	—
Big 12	—
■ Rebounds	
Season	—
Career	—
Big 12	—
■ Assists	
Season	—
Career	—
Big 12	—
■ Blocked Shots	
Season	—
Career	—
Big 12	—
■ Steals	
Season	—
Career	—
Big 12	—
■ Minutes	
Season	—
Career	—
Big 12	—

SEASON STATS

PPG	RPG	APG	FG%	3FG%	FT%
—	—	—	—	—	—

WILSON AT A GLANCE

► Has not played yet.

LAST GAME

MIN	PTS	REBS	ASTS	BLKS	STLS
—	—	—	—	—	—

TOP PERFORMANCES

► Has not played yet.

BACKGROUND

► Scored more than 1,700 career points in his prep career at Father Tolton Catholic behind only Brooklyn Net **Michael Porter Jr.**

2025-26 GAME-BY-GAME STATISTICS

Date	Opponent	GS	MIN	FG	3PT	FT	O	D	TR	PF	AST	TO	BLK	STL	PTS	+/-
Nov. 4	UNC GREENSBORO		DNP													
Nov. 8	BELLARMINE		DNP													
Nov. 13	CALIFORNIA		DNP													
Nov. 17	TULSA		DNP													
Nov. 20	vs. Mississippi State		DNP													
Nov. 21	vs. Nebraska		DNP													
Nov. 25	@Indiana		DNP													
Dec. 1	BOWLING GREEN		DNP													
Dec. 6	SETON HALL		DNP													
Dec. 8	MISSISSIPPI VALLEY		DNP													
Dec. 13	@Creighton		DNP													
Dec. 20	SOUTH DAKOTA		DNP													
Dec. 28	ULM															
Jan. 3	BYU*															
Jan. 7	@Arizona*															
Jan. 10	@Arizona State*															
Jan. 14	UCF*															
Jan. 17	@Oklahoma State*															
Jan. 20	UTAH*															
Jan. 24	KANSAS*															
Jan. 27	@West Virginia*															
Feb. 1	IOWA STATE*															
Feb. 7	@TCU*															
Feb. 11	CINCINNATI*															
Feb. 14	@Houston*															
Feb. 17	BAYLOR*															
Feb. 21	@Texas Tech*															
Feb. 25	@Colorado*															
Feb. 28	TCU*															
Mar. 3	WEST VIRGINIA*															
Mar. 7	@Kansas*															

WILSON'S CAREER STATS

YEAR	GP	GS	Min	Avg.	FGM	FGA	Pct.	3FGM	3FGA	Pct.	FTM	FTA	Pct.	Off	Def	Tot	Avg.	PF	Ast	TO	Blk	Stl	Pts	Avg.
2025-26 (Fr.)																								
Totals																								

3

G | SR-1L



C.J. JONES

G | 6-5 | 195 | Sr.-1L | East St. Louis, Ill. | East St. Louis | UIC

X @urcjay / urcjay

SUPERLATIVES

	FR	SO	JR	SR	CAR
10+ Points	8	18	5	1	32
15+ Points	2	9	—	1	12
20+ Points	—	3	—	—	3
2+ 3FGM	6	9	2	1	18
5+ Rebounds	2	9	1	1	13
3+ Assists	12	24	6	—	42
Multiple Steals	3	8	2	2	15
2+ Blocks	3	3	1	—	7
Double-Doubles	—	2	—	—	2

PERSONAL HIGHS

Points

Season	15 at Indiana (11/25/25)
Career	25 vs. Bradley (1/13/24)
Big 12	12 at UCF (2/26/25)

Field Goals Made

Season	5 at Indiana (11/25/25)
Career	10, twice
Big 12	4, 5 times

Field Goals Attempted

Season	10 at Indiana (11/25/25)
Career	18 vs. Indiana State (2/15/23)
Big 12	11 vs. Arizona State (2/23/25)

3-Point Field Goals Made

Season	3 at Indiana (11/25/25)
Career	3, twice
Big 12	2 at UCF (2/26/25)

3-Point Field Goals Attempted

Season	4 at Indiana (11/25/25)
Career	7 vs. Bradley (1/13/24)
Big 12	3, 3 times

Free Throws Made

Season	2, twice
Career	8 vs. Mississippi Valley State (11/19/24)
Big 12	4 vs. Cincinnati (12/30/24)

Free Throws Attempted

Season	2, twice
Career	9 vs. Mississippi Valley State (11/19/24)
Big 12	5 vs. Arizona (2/11/25)

Rebounds

Season	7 vs. UNC Greensboro (11/4/25)
Career	7 vs. UNC Greensboro (11/4/25)
Big 12	6 vs. West Virginia (1/25/25)

Assists

Season	2, 3 times
Career	14 vs. Drake (2/28/24)
Big 12	4 vs. Oklahoma State (1/29/25)

Blocked Shots

Season	1 vs. South Dakota (12/20/25)
Career	2, 7 times
Big 12	1 vs. Arizona State (2/23/25)

Steals

Season	2, twice
Career	5 vs. Loyola Chicago (11/11/22)
Big 12	2 vs. Oklahoma State (1/29/25)

Minutes

Season	24 vs. UNC Greensboro (11/4/25)
Career	47 vs. Southern Illinois (3/7/24)
Big 12	28 vs. West Virginia (1/25/25)

SEASON STATS

PPG	RPG	APG	FG%	3FG%	FT%
3.8	2.4	1.3	37.2	33.3	80.0

JONES AT A GLANCE

- ▶ Averaging 16.3 minutes off the bench in the first 12 games... Has played in 107 games in his college career (45 at K-State), including 59 starts.
- ▶ Has scored in 8 of 12 games, including in 5 of the last 6 games.
- ▶ Solid all-around vs. South Dakota (12/20/25) with 7 points, 2 rebounds, 2 assists and a block in 22 minutes off the bench.
- ▶ Posted a season-high 15 points at Indiana (11/25/25), going 5-of-10 from the field, including 3-of-4 from 3-point range, and 2-of-2 free throws in 23 minutes.
- ▶ Grabbed a career-high 7 rebounds vs. UNC Greensboro (11/4/25) to go with 2 assists and 2 steals in 24 minutes.
- ▶ Has 32 career double-digit scoring games, including 3 20-point efforts... Had 14 double-digit scoring games (two 20-point games) in his last 17 games at UIC.
- ▶ Had 2 career points/assists double-doubles at UIC, posting 17 points and 10 assists vs. Evansville (2/21/24) and 16 points and a career-high 14 assists vs. Drake (2/28/24)... His 14 assists were the most by a MVC player in 2023-24.

LAST GAME (vs. South Dakota (12/20/25))

MIN	PTS	REBS	ASTS	BLKS	STLS
22	7	2	2	1	2

TOP PERFORMANCES

- ▶ Scored a career-high 25 points vs. Bradley (1/13/24) while at UIC, connecting on 10-of-16 field goals in 34 minutes.
- ▶ Posted a K-State career-high 15 points at Indiana (11/25/25), hitting on 5-of-10 field goals, including 3-of-4 from 3-point range, and 2-of-2 free throws.
- ▶ Registered first double-digit scoring game at K-State vs. Mississippi Valley State (11/19/24) with 12 points on 2-of-5 field goals and 8-of-9 free throws.
- ▶ Matched his season-high with 12 points at UCF (2/26/25) on 4-of-6 field goals, including 2-of-3 from 3-point range, and 2-of-3 free throws in 21 minutes.
- ▶ Tied his career-high with 6 rebounds vs. No. 23/23 West Virginia (11/25/25) to go with his first double-digit scoring game in Big 12 play (10 points).
- ▶ Was pivotal in the win over No. 16/17 Cincinnati (12/30/24), scoring 9 points on 2-of-3 field goals and 4-of-4 free throws in 18 minutes.

BACKGROUND

- ▶ Transferred to K-State in April 2024 after 2 seasons at UIC (2022-24).
- ▶ Briefly entered the transfer portal this past spring before returning for his senior season in July.

2025-26 GAME-BY-GAME STATISTICS

Date	Opponent	GS	MIN	FG	3PT	FT	O	D	TR	PF	AST	TO	BLK	STL	PTS	+/-
Nov. 4	UNC GREENSBORO		24	0-3	0-0	0-1	1	6	7	0	2	2	0	2	0	18
Nov. 8	BELLARMINE		20	2-5	0-2	1-1	0	2	2	2	1	2	0	0	5	17
Nov. 13	CALIFORNIA		10	1-2	0-0	0-0	0	1	1	0	1	0	0	1	2	-12
Nov. 17	TULSA		14	1-4	0-3	0-0	0	1	1	0	2	1	0	0	2	-2
Nov. 20	vs. Mississippi State		9	0-0	0-0	0-0	0	2	2	1	2	1	0	0	0	8
Nov. 21	vs. Nebraska		18	0-2	0-1	0-0	0	2	2	3	1	0	0	1	0	4
Nov. 25	@Indiana		23	5-10	3-4	2-2	1	1	2	2	1	1	0	0	15	8
Dec. 1	BOWLING GREEN		20	1-3	0-1	2-2	1	0	1	2	1	0	0	0	4	-11
Dec. 6	SETON HALL		16	1-3	1-3	3-4	1	4	5	0	2	1	0	0	6	3
Dec. 8	MISSISSIPPI VALLEY		18	2-4	1-1	0-0	0	2	2	0	0	0	0	0	5	17
Dec. 13	@Creighton		7	0-1	0-1	0-0	0	2	2	1	0	0	0	0	0	-1
Dec. 20	SOUTH DAKOTA		22	3-6	1-2	0-0	0	2	2	1	2	0	0	2	7	10
Dec. 28	ULM															
Jan. 3	BYU*															
Jan. 7	@Arizona*															
Jan. 10	@Arizona State*															
Jan. 14	UCF*															
Jan. 17	@Oklahoma State*															
Jan. 20	UTAH*															
Jan. 24	KANSAS*															
Jan. 27	@West Virginia*															
Feb. 1	IOWA STATE*															
Feb. 7	@TCU*															
Feb. 11	CINCINNATI*															
Feb. 14	@Houston*															
Feb. 17	BAYLOR*															
Feb. 21	@Texas Tech*															
Feb. 25	@Colorado*															
Feb. 28	TCU*															
Mar. 3	WEST VIRGINIA*															
Mar. 7	@Kansas*															

JONES' CAREER STATS

YEAR	GP	GS	Min	Avg.	FGM	FGA	Pct.	3FGM	3FGA	Pct.	FTM	FTA	Pct.	Off	Def	Tot	Avg.	PF	Ast	TO	Blk	Stl	Pts	Avg.
*2022-23 (Fr.)	29	19	770	26.6	66	195	.338	23	68	.338	25	37	.676	8	47	55	1.9	70	62	46	16	23	180	6.2
*2023-24 (So.)	33	31	1099	33.3	150	353	.425	31	82	.378	45	73	.616	18	97	115	3.5	82	159	93	14	31	376	11.4
2024-25 (Jr.)	33	9	622	18.9	70	172	.407	17	55	.309	31	46	.674	8	48	56	1.7	66	48	32	5	18	188	5.7
2025-26 (Sr.)	12	0	201	16.8	16	43	.372	6	18	.333	8	10	.800	4	25	29	2.4	12	15	8	1	6	46	3.8
K-State career	45	9	823	18.3	86	215	.400	23	73	.315	39	56	.696	12	73	85	1.9	78	63	40	6	24	234	5.2
Totals	107	59	2693	25.2	302	763	.396	77	223	.345	109	166	.657	38	217	255	2.4	230	284	179	36	78	790	7.4

4

G | JR-TR



P.J. HAGGERTY

G | 6-4 | 195 | Jr.-TR | Crosby, Texas | Crosby | TCU | Tulsa | Memphis

X @HaggertyPJ / Instagram pj_haggerty_4



USBWA Oscar Robertson National Player of the Week (11/25/25)
AP National Player of the Week (11/25/25) | Big 12 Player of the Week

SUPERLATIVES

	RFR	SO	JR	SR	CAR
10+ Points	30	34	12	—	76
15+ Points	26	32	10	—	68
20+ Points	20	23	8	—	51
30+ Points	2	1	2	—	6
40+ Points	—	1	—	—	1
5+ Rebounds	21	25	5	—	51
3+ Assists	25	26	9	—	60
Multiple Steals	17	16	3	—	36
Double-Doubles	2	—	2	—	4

PERSONAL HIGHS

■ Points

Season	37 vs. Mississippi State (11/20/25)
Career	42 vs. Wichita State (3/14/25)
Big 12	—

■ Field Goals Made

Season	13 vs. Mississippi State (11/20/25)
Career	16 vs. Wichita State (3/14/25)
Big 12	—

■ Field Goals Attempted

Season	21, twice
Career	25 vs. Wichita State (3/14/25)
Big 12	—

■ 3-Point Field Goals Made

Season	5 vs. Mississippi Valley (12/8/25)
Career	4, 3 times
Big 12	—

■ 3-Point Field Goals Attempted

Season	7 vs. Mississippi State (11/20/25)
Career	8 vs. Colorado State (3/21/25)
Big 12	—

■ Free Throws Made

Season	11, twice
Career	19 vs. South Carolina State (11/20/23)
Big 12	—

■ Free Throws Attempted

Season	12, 3 times
Career	22 vs. South Carolina State (11/20/23)
Big 12	—

■ Rebounds

Season	10 vs. Tulsa (11/17/25)
Career	10, 3 times
Big 12	—

■ Assists

Season	11 vs. Bellarmine (11/8/25)
Career	11 vs. Bellarmine (11/8/25)
Big 12	—

■ Blocked Shots

Season	1 vs. UNC Greensboro (11/4/25)
Career	1, 5 times
Big 12	—

■ Steals

Season	3 vs. Seton Hall (12/6/25)
Career	7 vs. Louisiana Tech (12/4/24)
Big 12	—

■ Minutes

Season	37 vs. Nebraska (11/21/25)
Career	44 at Clemson (12/14/24)
Big 12	—

SEASON STATS

PPG	RPG	APG	FG%	3FG%	FT%
22.8	4.8	4.6	51.9	40.0	72.7

HAGGERTY AT A GLANCE

► Averaging a team-best 32.4 minutes per game in starting the first 12 games... Has now played in 84 career games, including 78 starts.

► The nation's No. 2 scorer at 22.8 points per game, including the eighth-most points (274)... Also seventh in field goals (97) and 16th in attempts (187).

► First Wildcat to open a season with 6 consecutive games of 20 or more points, while his 274 points are the second-most by any player in the first 12 games... Has double figures in all 12 games with 20 or more points in 8 games.

► Led the Wildcats in scoring in each of the first 7 games, including the school's first 30-point game since 2023 with 31 vs. Tulsa (11/17/25)... Followed with 37 points vs. Mississippi State (11/20/25), which are the most by any player under **Jerome Tang** and the most since **Barry Brown Jr.** in 2018... First Wildcat with back-to-back 30-point games since **Markquis Nowell** in 2023.

► Named the USBWA Oscar Robertson and AP National Player of the Week on Nov. 25 as well as Big 12 Player of the Week honors after averaging 31.7 points, 7.7 rebounds and 6.0 assists in helping K-State to a 2-1 record.

► Eclipsed 1,700 career points vs. South Dakota (12/20/25) with his 24 points... One of 7 active players with at least 1,700 points (1,707) at the Division I level.

► Has scored in double figures in 76 of 84 career games with 51 games of 20 or more points, including four 30-point games and one 40-point game in his career.

2025-26 GAME-BY-GAME STATISTICS

Date	Opponent	GS	MIN	FG	3PT	FT	O	D	TR	PF	AST	TO	BLK	STL	PTS	+/-
Nov. 4	UNC GREENSBORO	*	32	10-20	1-4	6-7	0	2	2	2	3	3	1	1	27	35
Nov. 8	BELLARMINE	*	35	5-9	2-3	11-12	1	3	4	0	11	3	0	0	23	20
Nov. 13	CALIFORNIA	*	34	7-12	1-1	8-12	0	3	3	4	6	7	0	1	23	4
Nov. 17	TULSA	*	32	10-17	0-2	11-12	3	7	10	4	3	5	0	2	31	6
Nov. 20	vs. Mississippi State	*	34	13-21	4-7	7-8	3	4	7	3	8	1	0	2	37	22
Nov. 21	vs. Nebraska	*	37	11-21	1-5	4-5	1	5	6	3	7	4	0	0	27	7
Nov. 25	@Indiana	*	36	7-18	0-2	2-3	0	3	3	4	2	6	0	0	16	-26
Dec. 1	BOWLING GREEN	*	32	6-19	1-4	4-9	2	2	4	1	2	3	0	1	17	-21
Dec. 6	SETON HALL	*	32	3-12	0-2	5-12	1	3	4	4	6	6	0	3	11	-18
Dec. 8	MISSISSIPPI VALLEY	*	25	11-14	5-6	1-1	0	4	4	1	3	2	0	1	28	43
Dec. 13	@Creighton	*	34	4-12	0-2	2-3	1	4	5	2	1	2	0	0	10	5
Dec. 20	SOUTH DAKOTA	*	27	10-12	1-2	3-4	1	5	6	0	3	4	0	0	24	15
Dec. 28	ULM															
Jan. 3	BYU*															
Jan. 7	@Arizona*															
Jan. 10	@Arizona State*															
Jan. 14	UCF*															
Jan. 17	@Oklahoma State*															
Jan. 20	UTAH*															
Jan. 24	KANSAS*															
Jan. 27	@West Virginia*															
Feb. 1	IOWA STATE*															
Feb. 7	@TCU*															
Feb. 11	CINCINNATI*															
Feb. 14	@Houston*															
Feb. 17	BAYLOR*															
Feb. 21	@Texas Tech*															
Feb. 25	@Colorado*															
Feb. 28	TCU*															
Mar. 3	WEST VIRGINIA*															
Mar. 7	@Kansas*															

LAST GAME (vs. South Dakota (12/20/25))

MIN	PTS	REBS	ASTS	BLKS	STLS
26	24	6	3	0	0

TOP PERFORMANCES

► Scored a season-high 37 points in the win over Mississippi State (11/20/25) on 13-of-21 field goals and 7-of-8 free throws to go with 8 assists and 7 rebounds... It was his highest point total since a career-high 42 vs. Wichita State (3/14/25).

► Posted the first 30-point, 10-rebound double-double since 2008 with his 31-point, 10-rebound performance vs. Tulsa (11/17/25)... It was his fourth career double-double, including his third points/rebounds variety.

► Collected his first career points/assists double-double vs. Bellarmine (11/8/25) with a game-high 23 points and a career-best 11 assists... It marked just the ninth such game in school history and the first since **Markquis Nowell** in 2023.

► Last season posted 25-point efforts vs. Missouri (25 points), at UNLV (29 points), vs. Auburn (27 points), vs. Arkansas State (29 points), at Virginia (27 points), vs. North Texas (27 points), vs. East Carolina (25 points), at Rice (26 points) and at UAB (25 points).

BACKGROUND

► Transferred to K-State in June 2025 after 1 season at Memphis (2024-25)... Has also spent time at TCU (2022-23) and Tulsa (2023-24).

► His uncle, **Eli Roberson**, is a famed Wildcat signal-caller who is a member of the Class of 2022 Ring of Honor after his standout career from 2000-03.

HAGGERTY'S CAREER STATS

YEAR	GP	GS	Min	Avg.	FGM	FGA	Pct.	3FGM	3FGA	Pct.	FTM	FTA	Pct.	Off	Def	Tot	Avg.	PF	Ast	TO	Blk	Stl	Pts	Avg.
*2022-23 (Fr.)	6	0	54	9.0	5	9	.556	0	1	.000	7	9	.778	1	8	9	1.5	3	5	4	0	2	17	2.8
**2023-24 (Rfr.)	31	31	1045	33.7	199	404	.493	22	76	.289	237	309	.767	32	137	169	5.5	53	119	80	1	60	657	21.2
***2024-25 (So.)	35	35	1282	36.6	248	521	.476	39	107	.364	224	274	.818	40	162	202	5.8	80	131	116	3	64	759	21.7
2025-26 (Jr.)	12	12	389	32.4	97	187	.519	16	40	.400	64	88	.727	13	45	58	4.8	28	55	46	1	11	274	22.8
Totals	84	78	2770	33.0	549	1121	.490	77	224	.344	532	680	.782	86	352	438	5.2	164	310	246	5	137	1707	20.3

*at TCU | **at Tulsa | ***at Memphis

Wildcats



MARCUS JOHNSON

W | 6-7 | 265 | Sr-TR | Akron, Ohio | Parkland | Wheeling | Bowling Green

@thebigestmarc / @marcus.6



2023-24 NABC All-District Second Team (Wheeling)
2023-24 D2CCA All-Region Second Team | All-MEC First Team

SUPERLATIVES

	FR	SO	JR	SR	CAR
10+ Points	—	—	26	—	86
15+ Points	—	—	19	—	71
20+ Points	—	—	13	—	42
30+ Points	—	—	—	—	4
5+ Rebounds	—	—	17	—	73
10+ Rebounds	—	—	1	—	15
3+ Assists	—	—	11	—	39
Multiple Steals	—	—	6	—	6
Double-Doubles	—	—	1	—	15

PERSONAL HIGHS

■ Points

Season	3 vs. Mississippi Valley (12/8/25)
Career	34 vs. West Virginia State (2/3/24)
Big 12	—

■ Field Goals Made

Season	1 vs. Mississippi Valley (12/8/25)
Career	13 at Alderson Broadbudds (2/22/23)
Big 12	—

■ Field Goals Attempted

Season	3 vs. Mississippi Valley (12/8/25)
Career	27 vs. Concord (1/20/24)
Big 12	—

■ 3-Point Field Goals Made

Season	1 vs. Mississippi Valley (12/8/25)
Career	6 vs. West Virginia State (2/3/24)
Big 12	—

■ 3-Point Field Goals Attempted

Season	3 vs. Mississippi Valley (12/8/25)
Career	13 vs. Kent State (2/18/25)
Big 12	—

■ Free Throws Made

Season	—
Career	11 vs. Salem (11/21/23)
Big 12	—

■ Free Throws Attempted

Season	—
Career	12 vs. Salem (11/21/23)
Big 12	—

■ Rebounds

Season	2 vs. Mississippi Valley (12/8/25)
Career	15 vs. Fairmont State (1/10/24)
Big 12	—

■ Assists

Season	—
Career	9 at West Virginia Wesleyan (12/2/23)
Big 12	—

■ Blocked Shots

Season	—
Career	3 vs. Salem (11/21/23)
Big 12	—

■ Steals

Season	—
Career	4, 6 times
Big 12	—

■ Minutes

Season	7 vs. Mississippi Valley (12/8/25)
Career	44 vs. Notre Dame (Ohio) (3/6/24)
Big 12	—

SEASON STATS

PPG	RPG	APG	FG%	3FG%	FT%
0.8	1.3	0.0	25.0	25.0	—

JOHNSON AT A GLANCE

- ▶ Has played in 4 of the last 5 games, averaging 4.4 minutes per game... Saw his first action of the season vs. Bowling Green (12/1/25)... Played a season-high 7 minutes vs. Mississippi Valley (12/8/25).
- ▶ Scored his first points as a Wildcat with a 3-pointer vs. Mississippi Valley (12/8/25) to go with 2 rebounds in 7 minutes.
- ▶ Has scored nearly 1,900 points (1,868) in his college career, which includes more than 1,600 points (1,630) at the Division I or II ranks... Has 3 consecutive seasons of 500 or more points, including 582 in 2023-24 at Wheeling.
- ▶ Has scored in double figures in 86 of 111 career games, including 42 20-point games and four 30-point games.
- ▶ Has 15 career double-doubles, including 9 at Wheeling in 2023-24.

LAST GAME (vs. South Dakota (12/20/25))

MIN	PTS	REBS	ASTS	BLKS	STLS
3	0	1	0	0	0

TOP PERFORMANCES

- ▶ Scored a career-high 34 points vs. West Virginia State (2/3/24) while playing at Division II Wheeling.
- ▶ Had a Division I high of 28 points vs. Toledo (1/24/25).

BACKGROUND

- ▶ Transferred to K-State in May 2025 after 1 season at Bowling Green (2024-25)... Started at the junior college level at Parkland College in Champaign, Ill., in 2021-22 then moving to Division II Wheeling College for 2 seasons (2022-24).
- ▶ Part of back-to-back state titles at famed St. Vincent-St. Mary's in Akron.

2025-26 GAME-BY-GAME STATISTICS

Date	Opponent	GS	MIN	FG	3PT	FT	O	D	TR	PF	AST	TO	BLK	STL	PTS	+/-
Nov. 4	UNC GREENSBORO		DNP													
Nov. 8	BELLARMINE		DNP													
Nov. 13	CALIFORNIA		DNP													
Nov. 17	TULSA		DNP													
Nov. 20	vs. Mississippi State		DNP													
Nov. 21	vs. Nebraska		DNP													
Nov. 25	@Indiana		DNP													
Dec. 1	BOWLING GREEN	2	0-0	0-0	0-0	0-0	0	1	1	1	0	0	0	0	0	-3
Dec. 6	SETON HALL	5	0-0	0-0	0-0	0-0	0	1	1	0	0	0	0	0	0	-2
Dec. 8	MISSISSIPPI VALLEY	7	1-3	1-3	0-0	0-0	0	2	2	2	0	1	0	0	3	2
Dec. 13	@Creighton		DNP													
Dec. 20	SOUTH DAKOTA	3	0-1	0-1	0-0	0-0	0	1	1	0	0	1	0	0	0	0
Dec. 28	ULM															
Jan. 3	BYU*															
Jan. 7	@Arizona*															
Jan. 10	@Arizona State*															
Jan. 14	UCF*															
Jan. 17	@Oklahoma State*															
Jan. 20	UTAH*															
Jan. 24	KANSAS*															
Jan. 27	@West Virginia*															
Feb. 1	IOWA STATE*															
Feb. 7	@TCU*															
Feb. 11	CINCINNATI*															
Feb. 14	@Houston*															
Feb. 17	BAYLOR*															
Feb. 21	@Texas Tech*															
Feb. 25	@Colorado*															
Feb. 28	TCU*															
Mar. 3	WEST VIRGINIA*															
Mar. 7	@Kansas*															

JOHNSON'S CAREER STATS

YEAR	GP	GS	Min	Avg.	FGM	FGA	Pct.	3FGM	3FGA	Pct.	FTM	FTA	Pct.	Off	Def	Tot	Avg.	PF	Ast	TO	Blk	Stl	Pts	Avg.
*2021-22 (Fr.)	29	4	400	13.8	94	186	.505	14	37	.378	36	47	.766	36	91	127	4.4	53	34	46	8	19	238	8.2
**2022-23 (So.)	29	29	869	30.0	200	412	.485	42	107	.393	84	104	.808	60	129	189	6.5	72	49	75	16	46	526	18.1
***2023-24 (Jr.)	27	25	896	30.0	203	430	.472	67	150	.447	109	120	.908	63	149	212	7.9	74	83	86	15	36	582	21.6
***2024-25 (Sr.)	32	32	1006	31.4	181	421	.430	78	198	.394	79	88	.898	42	118	160	5.0	69	58	79	5	28	519	16.2
2025-26 (Sr.)	4	0	14	4.4	1	4	.250	1	4	.250	0	0	.000	0	5	5	1.3	3	0	2	0	0	3	0.8
Totals	92	86	2788	30.3	585	1267	.462	188	459	.410	272	312	.872	165	401	566	6.2	218	190	242	36	110	1630	17.7



SUPERLATIVES

	FR	SO	JR	SR	CAR
10+ Points	1	8	—	—	9
20+ Points	—	1	—	—	1
30+ Points	—	—	—	—	—
3+ 3FGM	1	3	—	—	4
5+ Rebounds	—	2	—	—	2
5+ Assists	—	2	—	—	2
Multiple Steals	2	—	—	—	2
2+ Blocks	—	—	—	—	—
Double-Doubles	—	—	—	—	—

PERSONAL HIGHS

■ Points

Season	22 vs. Bowling Green (12/1/25)
Career	22 vs. Bowling Green (12/1/25)
Big 12	6, twice

■ Field Goals Made

Season	8 vs. Bowling Green (12/1/25)
Career	8 vs. Bowling Green (12/1/25)
Big 12	2, twice

■ Field Goals Attempted

Season	15 vs. Bowling Green (12/1/25)
Career	15 vs. Bowling Green (12/1/25)
Big 12	7 vs. Texas Tech (1/16/25)

■ 3-Point Field Goals Made

Season	5 vs. Bellarmine (11/8/25)
Career	5 twice
Big 12	2, twice

■ 3-Point Field Goals Attempted

Season	9 vs. Bowling Green (12/1/25)
Career	9, twice
Big 12	5 vs. Arizona State (2/23/25)

■ Free Throws Made

Season	5 vs. Nebraska (11/21/25)
Career	5 vs. Nebraska (11/21/25)
Big 12	3, twice

■ Free Throws Attempted

Season	6 vs. Nebraska (11/21/25)
Career	6 vs. Nebraska (11/21/25)
Big 12	4, twice

■ Rebounds

Season	5, twice
Career	5, twice
Big 12	2, twice

■ Assists

Season	5, twice
Career	5, twice
Big 12	2 vs. Cincinnati (12/30/24)

■ Blocked Shots

Season	1 at Creighton (12/13/25)
Career	1, twice
Big 12	1 vs. Arizona (2/11/25)

■ Steals

Season	1, 3 times
Career	2, 3 times
Big 12	2, twice

■ Minutes

Season	33 vs. Bowling Green (12/1/25)
Career	33 vs. Bowling Green (12/1/25)
Big 12	23 at Kansas (1/18/25)

SEASON STATS

PPG	RPG	APG	FG%	3FG%	FT%
13.7	2.3	2.5	49.6	42.2	82.1

CASTILLO AT A GLANCE

- ▶ Averaging 23.7 minutes in first 12 games, including starts vs. Bowling Green (12/1/25) and Seton Hall (12/6/25)... Played a career-high 33 minutes vs. Bowling Green (12/6/25)... Has played in 44 career games with 4 starts.
- ▶ Has scored in double figures in 5 straight games (8 overall), including 19 points off the bench vs. Mississippi Valley (12/8/25) and at Creighton (2/13/25)... Went 7-of-11 from the field vs. the Bluejays while he matched his career-high with 5 3-pointers and a career-high 5 assists vs. the Delta Devils.
- ▶ Had highs with 5 boards and 5 assists with 16 points vs. South Dakota (12/20/25).
- ▶ Posted his first career 20-point game vs. Bowling Green with a career-best 22 points on 8-of-15 field goals, including three 3-pointers, and 3-of-4 free throws.
- ▶ Eclipsed his point total from last season with 7 points at Indiana (11/25/25).
- ▶ Scored in double figures in 3 consecutive games for the first time in his career after 12 points vs. Tulsa (11/17/25), including the game-winner... This came on the heels of a 16-point effort in the win vs. Cal (11/13/25), which came on 6-of-9 attempts, including 4-of-6 from 3-point range in 23 minutes.
- ▶ Scored 19 points vs. Bellarmine (11/8/25) on 7-of-7 field goals, including 5-of-5 from 3-point range, in just 12 minutes... He is the 25th player in school history to go 5-of-5 or better from the field, including the eighth such player to go 5-of-5 from beyond the arc.

2025-26 GAME-BY-GAME STATISTICS

Date	Opponent	GS	MIN	FG	3PT	FT	O	D	TR	PF	AST	TO	BLK	STL	PTS	+/-
Nov. 4	UNC GREENSBORO		13	3-5	1-2	0-2	0	0	0	0	2	1	0	0	7	-13
Nov. 8	BELLARMINE		12	7-7	5-5	0-0	0	1	1	2	1	2	0	0	19	8
Nov. 13	CALIFORNIA		23	6-9	4-6	0-0	0	4	4	1	2	1	0	0	16	2
Nov. 17	TULSA		24	4-10	1-5	3-3	0	1	1	1	2	2	0	1	12	-2
Nov. 20	vs. Mississippi State		24	3-7	1-2	2-2	1	2	3	2	2	0	0	0	9	20
Nov. 21	vs. Nebraska		21	1-6	1-5	5-6	1	1	2	1	2	1	0	1	8	2
Nov. 25	@Indiana		29	2-9	1-5	2-2	1	0	1	2	2	2	0	0	7	-16
Dec. 1	BOWLING GREEN	*	33	8-15	3-9	3-4	1	0	1	1	1	1	0	0	22	-10
Dec. 6	SETON HALL	*	31	4-14	1-8	1-2	1	4	5	3	3	1	0	0	10	-10
Dec. 8	MISSISSIPPI VALLEY		25	6-11	5-8	2-2	0	3	3	0	5	3	0	1	19	44
Dec. 13	@Creighton		23	7-11	2-4	3-3	1	1	2	3	3	0	1	1	19	14
Dec. 20	SOUTH DAKOTA		26	6-11	2-5	2-2	1	4	5	1	5	1	0	0	16	16
Dec. 28	ULM															
Jan. 3	BYU*															
Jan. 7	@Arizona*															
Jan. 10	@Arizona State*															
Jan. 14	UCF*															
Jan. 17	@Oklahoma State*															
Jan. 20	UTAH*															
Jan. 24	KANSAS*															
Jan. 27	@West Virginia*															
Feb. 1	IOWA STATE*															
Feb. 7	@TCU*															
Feb. 11	CINCINNATI*															
Feb. 14	@Houston*															
Feb. 17	BAYLOR*															
Feb. 21	@Texas Tech*															
Feb. 25	@Colorado*															
Feb. 28	TCU*															
Mar. 3	WEST VIRGINIA*															
Mar. 7	@Kansas*															

CASTILLO'S CAREER STATS

YEAR	GP	GS	Min	Avg.	FGM	FGA	Pct.	3FGM	3FGA	Pct.	FTM	FTA	Pct.	Off	Def	Tot	Avg.	PF	Ast	TO	Blk	Stl	Pts	Avg.
2024-25 (Fr.)	32	2	319	10.0	19	86	.221	17	67	.254	22	25	.880	0	18	18	0.6	22	24	19	1	13	77	2.4
2025-26 (So.)	12	2	284	23.7	57	115	.496	27	64	.422	23	28	.821	7	21	28	2.3	17	30	15	1	4	164	13.7
Totals	44	4	603	13.7	76	201	.378	44	131	.336	45	53	.849	7	39	46	1.0	39	54	34	2	17	241	5.5



SUPERLATIVES

	RFR	SO	JR	SR	CAR
10+ Points	21	—	—	—	21
15+ Points	18	—	—	—	18
20+ Points	13	—	—	—	13
5+ Rebounds	21	3	1	—	24
10+ Rebounds	10	—	—	—	10
3+ Assists	3	—	—	—	3
Multiple Steals	13	4	1	—	18
2+ Blocks	14	1	1	—	16
Double-Doubles	10	—	—	—	10

PERSONAL HIGHS

■ Points

Season	4 vs. California (11/13/25)
Career	27 at Western Iowa Tech (12/9/23)
Big 12	8 vs. Oklahoma State (1/29/25)

■ Field Goals Made

Season	2 vs. California (11/13/25)
Career	10 at Western Iowa Tech (12/9/23)
Big 12	3, twice

■ Field Goals Attempted

Season	3 vs. California (11/13/25)
Career	16, 5 times
Big 12	4, 5 times

■ 3-Point Field Goals Made

Season	—
Career	1, 3 times
Big 12	—

■ 3-Point Field Goals Attempted

Season	—
Career	2, twice
Big 12	—

■ Free Throws Made

Season	1, 3 times
Career	11 at North Iowa Area (1/3/24)
Big 12	2, 4 times

■ Free Throws Attempted

Season	2, 3 times
Career	14 at North Iowa Area (1/3/24)
Big 12	5 at BYU (2/15/25)

■ Rebounds

Season	7 vs. Bowling Green (12/1/25)
Career	17 vs. Marshalltown (2/10/24)
Big 12	7, twice

■ Assists

Season	2 vs. UNC Greensboro (11/4/25)
Career	3, multiple times
Big 12	1 vs. Arizona State (2/23/25)

■ Blocked Shots

Season	2 vs. UNC Greensboro (11/4/25)
Career	6 at South Suburban (3/22/24)
Big 12	2 at Utah (2/17/25)

■ Steals

Season	2 at Indiana (11/25/25)
Career	5, twice
Big 12	3, twice

■ Minutes

Season	17 vs. UNC Greensboro (11/4/25)
Career	34, twice
Big 12	18 vs. Arizona State (2/23/25)

SEASON STATS

PPG	RPG	BPG	FG%	3FG%	FT%
1.6	2.4	0.5	55.6	—	50.0

IKEGWURUKA AT A GLANCE

- ▶ Earned his first career start at K-State vs. UNC Greensboro (11/4/25)... Has come off the bench in 7 games... Has now played in 32 career games.
- ▶ Has missed the last 3 games due to some nagging injuries.
- ▶ Grabbed a season-high 7 rebounds in 15 minutes vs. Bowling Green (12/1/25).
- ▶ Chipped in all around in the win over UNC Greensboro (11/4/25), posting 3 points, 3 rebounds, 2 assists, 2 blocks and a steal in 17 minutes... Also had 3 points vs. Bellarmine (11/8/25) with 4 rebounds and an assist.
- ▶ Played his best all-around game vs. Oklahoma State (1/29/25) with a season-high 8 points on 3-of-4 field goals to go with 3 rebounds and 3 steals... Followed with 4 points and 3 rebounds in the win at No. 3/3 Iowa State (2/1/25)... Had 6 points in the win over No. 16/17 Kansas (2/8/25) with a pair of steals.
- ▶ Scored his first points vs. Drake (12/17/24), posting 4 points on 2-of-2 field goals with 1 rebound and 1 steal in 10 minutes.

LAST GAME (vs. Seton Hall (12/6/25))

MIN	PTS	REBS	ASTS	BLKS	STLS
5	1	0	0	0	0

TOP PERFORMANCES

- ▶ Scored a career-high 27 points at Western Iowa Tech (12/9/23)... Rattled off 7 consecutive 20-point games to end the regular season at Ellsworth.
- ▶ Scored season-high 8 points vs. Oklahoma State (1/29/25) on 3-of-4 field goals to go with 3 rebounds and 3 steals in 12 minutes.
- ▶ Grabbed a season-high 3 steals twice, vs. Oklahoma State (1/29/25) and No. 13/13 Arizona (2/11/25).
- ▶ Tied a high with 7 rebounds vs. Arizona State (2/23/25) in a high 18 minutes.
- ▶ Posted a pair of blocks at Utah (2/17/25).

BACKGROUND

- ▶ Transferred to K-State in May 2024 after 2 seasons at Ellsworth Community College in Ellsworth, Iowa, redshirting in 2022-23.
- ▶ Earned NJCAA Second Team All-American honors in leading the Panthers to 29 wins and a fourth-place finish at the NJCAA Division II Championship.
- ▶ Averaged a double-double (19 ppG., 10.3 rpg.) as a redshirt freshman at Ellsworth Community College, where he helped the school to its first national tournament appearance in 38 seasons and the highest finish in 1977.

2025-26 GAME-BY-GAME STATISTICS

Date	Opponent	GS	MIN	FG	3PT	FT	O	D	TR	PF	AST	TO	BLK	STL	PTS	+/-
Nov. 4	UNC GREENSBORO	*	17	1-1	0-0	1-2	1	2	3	2	2	0	2	1	3	-2
Nov. 8	BELLARMINE		16	1-1	0-0	1-2	3	1	4	2	1	2	0	0	3	8
Nov. 13	CALIFORNIA		17	2-3	0-0	0-0	0	1	1	2	0	0	0	0	4	-5
Nov. 17	TULSA		DNP													
Nov. 20	vs. Mississippi State		13	1-1	0-0	0-0	0	2	2	2	0	2	1	1	2	12
Nov. 21	vs. Nebraska		7	0-1	0-0	0-0	0	0	0	1	0	0	0	0	0	0
Nov. 25	@Indiana		15	0-0	0-0	0-0	1	1	2	4	0	0	1	2	0	-3
Dec. 1	BOWLING GREEN		15	0-2	0-0	0-0	2	5	7	4	1	0	0	0	0	-11
Dec. 6	SETON HALL		5	0-0	0-0	1-2	0	0	0	2	0	1	0	0	1	-2
Dec. 8	MISSISSIPPI VALLEY		DNP													
Dec. 13	@Creighton		DNP													
Dec. 20	SOUTH DAKOTA		DNP													
Dec. 28	ULM															
Jan. 3	BYU*															
Jan. 7	@Arizona*															
Jan. 10	@Arizona State*															
Jan. 14	UCF*															
Jan. 17	@Oklahoma State*															
Jan. 20	UTAH*															
Jan. 24	KANSAS*															
Jan. 27	@West Virginia*															
Feb. 1	IOWA STATE*															
Feb. 7	@TCU*															
Feb. 11	CINCINNATI*															
Feb. 14	@Houston*															
Feb. 17	BAYLOR*															
Feb. 21	@Texas Tech*															
Feb. 25	@Colorado*															
Feb. 28	TCU*															
Mar. 3	WEST VIRGINIA*															
Mar. 7	@Kansas*															

IKEGWURUKA'S CAREER STATS

YEAR	GP	GS	Min	Avg.	FGM	FGA	Pct.	3FGM	3FGA	Pct.	FTM	FTA	Pct.	Off	Def	Tot	Avg.	PF	Ast	TO	Blk	Stl	Pts	Avg.
2024-25 (So.)	24	0	192	8.0	21	35	.600	0	0	.000	9	17	.529	18	39	57	2.4	27	2	9	5	14	51	2.1
2025-26 (Jr.)	8	1	106	13.2	5	9	.556	0	0	.000	3	6	.500	7	12	19	2.4	19	4	5	4	4	13	1.6
Totals	32	1	297	9.3	26	44	.591	0	0	.000	12	23	.522	25	51	76	2.4	46	6	14	9	18	64	2.0



SUPERLATIVES

	RFR	SO	JR	SR	CAR
10+ Points	—	—	—	—	—
20+ Points	—	—	—	—	—
2+ 3FGM	—	1	—	—	1
5+ Rebounds	—	—	3	—	3
10+ Rebounds	—	—	—	—	—
3+ Assists	—	—	—	—	—
Multiple Steals	—	—	—	—	—
2+ Blocks	—	—	1	—	1
Double-Double	—	—	—	—	—

PERSONAL HIGHS

■ Points	
Season	6 vs. South Dakota (12/20/25)
Career	6, twice
Big 12	4 vs. Oklahoma (1/30/24)
■ Field Goals Made	
Season	2, twice
Career	2, 3 times
Big 12	1 vs. Oklahoma (1/30/24)
■ Field Goals Attempted	
Season	4, twice
Career	4, twice
Big 12	2 vs. Oklahoma (1/30/24)
■ 3-Point Field Goals Made	
Season	—
Career	2 vs. UAPB (12/1/24)
Big 12	1 vs. Oklahoma (1/30/24)
■ 3-Point Field Goals Attempted	
Season	2 vs. Seton Hall (12/6/25)
Career	2, twice
Big 12	2 vs. Oklahoma (1/30/24)
■ Free Throws Made	
Season	2, twice
Career	2, 3 times
Big 12	1, twice
■ Free Throws Attempted	
Season	2, twice
Career	2, 5 times
Big 12	2, twice
■ Rebounds	
Season	6 vs. Mississippi Valley (12/8/25)
Career	6 vs. Mississippi Valley (12/8/25)
Big 12	3 vs. Oklahoma (1/30/24)
■ Assists	
Season	1 vs. Mississippi State (11/20/25)
Career	1, 3 times
Big 12	—
■ Blocked Shots	
Season	2 vs South Dakota (12/20/25)
Career	2 vs South Dakota (12/20/25)
Big 12	—
■ Steals	
Season	1, twice
Career	1, 3 times
Big 12	1 vs. Houston (1/11/25)
■ Minutes	
Season	20 vs South Dakota (12/20/25)
Career	20 vs South Dakota (12/20/25)
Big 12	10 vs. Oklahoma (1/30/24)

MANNING'S CAREER STATS

YEAR	GP	GS	Min	Avg.	FGM	FGA	Pct.	3FGM	3FGA	Pct.	FTM	FTA	Pct.	Off	Def	Tot	Avg.	PF	Ast	TO	Blk	Stl	Pts	Avg.
2023-24 (Rfr.)	14	1	68	4.9	5	8	.625	1	3	.333	3	7	.429	6	10	16	1.1	13	2	1	0	2	14	1.0
2024-25 (So.)	8	0	21	2.7	2	4	.500	2	4	.500	0	0	.000	1	5	6	0.8	4	0	1	0	1	6	0.8
2025-26 (Jr.)	10	0	87	8.7	7	15	.467	0	5	.000	4	4	1.000	10	20	30	3.0	3	1	2	4	2	18	1.8
Totals	32	1	176	5.5	14	27	.519	3	12	.250	7	11	.636	17	35	52	1.6	20	3	4	4	5	38	1.2

SEASON STATS

PPG	RPG	BPG	FG%	3FG%	FT%
1.8	3.0	0.4	46.7	0.0	100.0

MANNING AT A GLANCE

- Has come off the bench in 10 of the first 12 games, averaging 8.7 minutes per game... Has been on the team longer than anyone, redshirting as a freshman in 2022-23 before playing 18 games with a start in 2023-24.
- Averaging 14.4 minutes per game in the last 5 games.
- Has scored in 6 of 10 games played, including a career-tying 6 points vs. South Dakota (12/20/25) in a career-best 20 minutes.
- Has grabbed 24 of 30 rebounds this season in the last 5 games, including a career-best 6 vs. Mississippi Valley (12/8/25) and 5 at Creighton (12/13/25) and South Dakota (12/20/25).
- Played 13 minutes vs. Bowling Green (12/1/25), knocking down a pair of free throws to go with 4 rebounds.
- Came off the bench to play 7 minutes in the win over Tulsa (11/17/25), scoring his first points of the season on a layup to go with 2 rebounds.

LAST GAME (vs. South Dakota (12/20/25))

MIN	PTS	REBS	ASTS	BLKS	STLS
20	6	5	0	2	0

TOP PERFORMANCES

- Tied a career-high with 6 points vs. South Dakota (12/20/25) with 5 rebounds and 2 blocks in 20 minutes.
- Posted a career-high 6 points vs. UAPB (12/1/24), hitting on both 3-pointers.
- Scored his first career points vs. Central Arkansas (11/22/23), posting 3 points on 1-of-1 field goals and 1-of-2 free throws in 9 minutes.
- Connected on his first career 3-pointer vs. No. 23/24 Oklahoma (1/30/24).
- Grabbed a career-best 6 rebounds vs. Mississippi Valley (12/8/25).

BACKGROUND

- Was signed by the previous coaching staff on Nov. 10, 2021.
- Played locally at Grandview (2018-20) and Bishop Miege High Schools (2020-21) in the Kansas City area, winning a Missouri Class 4A title with a 29-2 record with the Bulldogs and a Kansas Class 6A title with a 22-1 record with the Stags.

2025-26 GAME-BY-GAME STATISTICS

Date	Opponent	GS	MIN	FG	3PT	FT	O	D	TR	PF	AST	TO	BLK	STL	PTS	+/-
Nov. 4	UNC GREENSBORO		3	0-0	0-0	0-0	0	1	1	1	0	0	1	0	0	-3
Nov. 8	BELLARMINE		2	0-0	0-0	0-0	0	2	2	0	0	1	0	0	0	3
Nov. 13	CALIFORNIA		DNP													
Nov. 17	TULSA		7	1-1	0-0	0-0	1	1	2	1	0	0	0	0	2	-3
Nov. 20	vs. Mississippi State		3	1-1	0-0	0-0	0	0	0	0	1	0	0	0	2	-1
Nov. 21	vs. Nebraska		DNP													
Nov. 25	@Indiana		0+	0-0	0-0	0-0	0	1	1	0	0	0	0	0	0	6
Dec. 1	BOWLING GREEN		13	0-1	0-1	2-2	2	2	4	0	0	0	0	0	2	-4
Dec. 6	SETON HALL		8	0-2	0-2	0-0	1	3	4	0	0	0	0	1	0	9
Dec. 8	MISSISSIPPI VALLEY		18	2-4	0-1	0-0	3	3	6	0	0	0	0	1	4	18
Dec. 13	@Creighton		13	1-2	0-0	0-0	2	3	5	0	0	0	0	0	2	10
Dec. 20	SOUTH DAKOTA		20	2-4	0-1	2-2	1	4	5	1	0	1	2	0	6	32
Dec. 28	ULM															
Jan. 3	BYU*															
Jan. 7	@Arizona*															
Jan. 10	@Arizona State*															
Jan. 14	UCF*															
Jan. 17	@Oklahoma State*															
Jan. 20	UTAH*															
Jan. 24	KANSAS*															
Jan. 27	@West Virginia*															
Feb. 1	IOWA STATE*															
Feb. 7	@TCU*															
Feb. 11	CINCINNATI*															
Feb. 14	@Houston*															
Feb. 17	BAYLOR*															
Feb. 21	@Texas Tech*															
Feb. 25	@Colorado*															
Feb. 28	TCU*															
Mar. 3	WEST VIRGINIA*															
Mar. 7	@Kansas*															

21

W | SR-TR



KHAMARI McGRIFF

W | 6-9 | 230 | Sr.-TR | Tallahassee, Fla. | James S. Rickards | UNC Wilmington

X @KhamariMcGriff / khamarimm



2024-25 All-CAA Tournament Team (UNC Wilmington)
2024-25 CAA's Dean Ehlers Leadership Award (UNC Wilmington)

SUPERLATIVES

	RFR	SO	JR	SR	CAR
10+ Points	—	1	22	6	29
15+ Points	—	—	9	2	11
20+ Points	—	—	2	1	3
30+ Points	—	—	1	—	1
5+ Rebounds	—	8	13	5	26
10+ Rebounds	—	1	1	—	2
Multiple Steals	—	—	1	—	3
2+ Blocks	1	6	10	5	22
Double-Doubles	—	—	1	—	1

PERSONAL HIGHS

■ Points

Season 21 vs. California (11/13/25)

Career 34 at Howard (12/14/24)

Big 12 —

■ Field Goals Made

Season 8, twice

Career 14 at Howard (12/14/24)

Big 12 —

■ Field Goals Attempted

Season 11 vs. California (11/13/25)

Career 16 at Howard (12/14/24)

Big 12 —

■ 3-Point Field Goals Made

Season 1 at Creighton (12/13/25)

Career 1, 3 times

Big 12 —

■ 3-Point Field Goals Attempted

Season 1, twice

Career 1, 5 times

Big 12 —

■ Free Throws Made

Season 5, 3 times

Career 7, twice

Big 12 —

■ Free Throws Attempted

Season 6, 3 times

Career 10 vs. Georgia Southern (11/8/24)

Big 12 —

■ Rebounds

Season 9 vs. Tulsa (11/17/25)

Career 12 vs. Georgia Southern (11/8/24)

Big 12 —

■ Assists

Season 2, 3 times

Career 3, twice

Big 12 —

■ Blocked Shots

Season 4 vs. South Dakota (12/20/25)

Career 4, 4 times

Big 12 —

■ Steals

Season 2, twice

Career 2, 5 times

Big 12 —

■ Minutes

Season 28 at Creighton (12/13/25)

Career 32 vs. Georgia Southern (11/8/24)

Big 12 —

SEASON STATS

PPG	RPG	BPG	FG%	3FG%	FT%
10.3	4.4	1.4	72.1	33.3	66.7

McGRIFF AT A GLANCE

- ▶ Has started the first 12 games, averaging 19.9 minutes per game... Has now played in 97 career games, including 54 starts.
- ▶ Has one of the top field goal percentages in the country at 72.1 percent, as he has hit on 49-of-68 field goal attempts... Has gone 2-of-2 or better from the field in 4 games (Bellarmine, Mississippi State, Nebraska, Mississippi Valley).
- ▶ Has a career 68.6 field goal percentage while averaging 4 field goal attempts/game... Led UNCW in field goal percentage in 2023-24 (75.4) and 2024-25 (65.1).
- ▶ Collected his first 20-point game as a Wildcat with a season-high 21 points vs. Cal (11/13/25) on 8-of-11 field goals in just 20 minutes of action.
- ▶ Became the 24th Wildcat to go perfect on 5 or more field goals in school history with his 16-point effort vs. Bellarmine (11/8/25) on 8-of-8 field goals.
- ▶ Went a perfect 7-of-7 from the field in games vs. Mississippi State (11/20/25) and Nebraska (11/21/25) with 8 points each.
- ▶ Has now scored in double figures in 29 career games with two 20-point games and one 30-point game in his career... Has 6 double-digit scoring games this year.
- ▶ Coming off a career year at UNCW in 2024-25, emerging as one of the top sixth men in the CAA, averaging 11.5 points on 65.1 percent shooting from the field... Led the CAA in field goal percentage (64.1) in league-only games.

2025-26 GAME-BY-GAME STATISTICS

Date	Opponent	GS	MIN	FG	3PT	FT	O	D	TR	PF	AST	TO	BLK	STL	PTS	+/-
Nov. 4	UNC GREENSBORO	*	14	2-3	0-0	0-0	0	4	4	5	1	1	0	0	4	19
Nov. 8	BELLARMINE	*	14	8-8	0-0	0-0	2	0	2	2	0	1	0	1	16	22
Nov. 13	CALIFORNIA	*	20	8-11	0-1	5-5	1	1	2	3	0	0	0	2	21	6
Nov. 17	TULSA	*	25	4-6	0-0	5-6	3	6	9	3	2	0	1	1	13	6
Nov. 20	vs. Mississippi State	*	17	4-4	0-0	0-0	0	3	3	3	1	0	1	0	8	9
Nov. 21	vs. Nebraska	*	28	3-3	0-0	2-2	2	2	4	3	1	1	2	1	8	4
Nov. 25	@Indiana	*	10	1-1	0-0	0-0	0	1	1	3	1	1	0	0	2	-10
Dec. 1	BOWLING GREEN	*	23	4-5	0-0	1-5	2	3	5	4	2	1	3	0	9	-4
Dec. 6	SETON HALL	*	21	5-8	0-0	2-6	7	1	8	2	1	1	3	1	12	-6
Dec. 8	MISSISSIPPI VALLEY	*	21	2-2	0-0	4-4	1	3	4	3	2	2	1	0	8	28
Dec. 13	@Creighton	*	28	3-7	1-1	5-6	3	3	6	2	0	1	2	0	12	3
Dec. 20	SOUTH DAKOTA	*	19	5-10	0-1	0-2	3	2	5	4	1	1	4	2	10	8
Dec. 28	ULM															
Jan. 3	BYU*															
Jan. 7	@Arizona*															
Jan. 10	@Arizona State*															
Jan. 14	UCF*															
Jan. 17	@Oklahoma State*															
Jan. 20	UTAH*															
Jan. 24	KANSAS*															
Jan. 27	@West Virginia*															
Feb. 1	IOWA STATE*															
Feb. 7	@TCU*															
Feb. 11	CINCINNATI*															
Feb. 14	@Houston*															
Feb. 17	BAYLOR*															
Feb. 21	@Texas Tech*															
Feb. 25	@Colorado*															
Feb. 28	TCU*															
Mar. 3	WEST VIRGINIA*															
Mar. 7	@Kansas*															

McGRIFF'S CAREER STATS

YEAR	GP	GS	Min	Avg.	FGM	FGA	Pct.	3FGM	3FGA	Pct.	FTM	FTA	Pct.	Off	Def	Tot	Avg.	PF	Ast	TO	Blk	Stl	Pts	Avg.
*2021-22 (Fr.)	2	0	10	4.9	2	3	.667	0	0	.000	1	3	.333	0	1	1	0.5	0	0	0	0	0	5	2.5
*2022-23 (Rfr.)	18	0	95	5.3	12	14	.857	0	0	.000	1	7	.143	8	8	16	0.9	17	6	3	8	2	25	1.4
*2023-24 (So.)	31	30	518	16.7	46	61	.754	0	0	.000	26	34	.765	45	63	108	3.5	55	7	19	23	10	118	3.8
*2024-25 (Jr.)	34	12	656	19.3	164	252	.651	2	3	.667	61	88	.693	53	83	136	4.0	71	23	33	39	13	391	11.5
2025-26 (Sr.)	12	12	239	19.9	49	68	.721	1	3	.333	24	36	.667	24	29	53	4.4	37	12	10	17	8	123	10.3
Totals	97	54	1518	15.7	273	398	.686	3	6	.500	113	168	.673	130	184	314	3.2	180	48	65	87	33	662	6.8

Wildcats

*at UNC Wilmington

22

C | JR.-TR



DORIN BUCA

C | 7-2 | 254 | Jr.-TR | Perugia, Italy | Akern Libertas Livorno

dorin._buca

SUPERLATIVES

	JR	SR	CAR
10+ Points	—	7	—
15+ Points	—	1	—
20+ Points	—	—	—
5+ Rebounds	—	24	4
10+ Rebounds	—	4	—
3+ Assists	—	1	—
Multiple Steals	—	—	—
2+ Blocks	—	14	3
Double-Doubles	—	1	—

PERSONAL HIGHS

■ Points

Season	8 vs. South Dakota (12/20/25)
Career	15 vs. Piazenza (3/8/25)
Big 12	—

■ Field Goals Made

Season	3 vs. South Dakota (12/20/25)
Career	6, twice
Big 12	—

■ Field Goals Attempted

Season	4 vs. South Dakota (12/20/25)
Career	11 vs. Cento (3/23/25)
Big 12	—

■ 3-Point Field Goals Made

Season	—
Career	—
Big 12	—

■ 3-Point Field Goals Attempted

Season	1 vs. Mississippi State (11/20/25)
Career	—
Big 12	—

■ Free Throws Made

Season	3, twice
Career	4, 4 times
Big 12	—

■ Free Throws Attempted

Season	4 vs. Mississippi Valley (12/8/25)
Career	8 vs. Pesaro (3/30/25)
Big 12	—

■ Rebounds

Season	7 vs. Seton Hall (12/6/25)
Career	12, twice
Big 12	—

■ Assists

Season	2, twice
Career	3 vs. Brindisi (2/19/25)
Big 12	—

■ Blocked Shots

Season	5 vs. Mississippi Valley (12/8/25)
Career	5, twice
Big 12	—

■ Steals

Season	—
Career	2, twice
Big 12	—

■ Minutes

Season	20 vs. Mississippi Valley (12/8/25)
Career	33 vs. Cento (3/23/25)
Big 12	—

SEASON STATS

PPG	RPG	BPG	FG%	3FG%	FT%
2.9	3.3	1.6	47.6	0.0	70.6

BUCA AT A GLANCE

- ▶ One of the tallest players in school history, just one inch short than 7-foot-3 Jason Bennett, who played from the Wildcats from 2006-07... He is one of 9 players in school history to measure 7-feet or taller.
- ▶ Has averaged 10.8 minutes per game off the bench in playing in 11 of 12 games.
- ▶ Has a team-leading 18 blocks with at least one in 9 of 12 games.
- ▶ Recorded the 38th game of 5 or more blocks vs. Mississippi Valley (12/8/25) to go with 5 points, 5 rebounds and an assist in a season-high 20 minutes.
- ▶ Has scored in 9 of 11 games played with a season-high 8 points vs. South Dakota (12/20/25) on 3-of-4 field goals with 5 rebounds in 14 minutes.
- ▶ Was solid all-around vs. Seton Hall (12/6/25) with 5 points, 7 rebounds, 3 blocks and 2 assists in 17 minutes.
- ▶ Collected 4 blocks vs. Cal (11/13/25) with 2 points and 2 assists in 12 minutes... Made his first field goal on a dunk.
- ▶ Scored his first points on a free throw vs. Bellarmine (11/8/25).

LAST GAME (vs. South Dakota (12/20/25))

MIN	PTS	REBS	ASTS	BLKS	STLS
14	8	5	1	1	0

TOP PERFORMANCES

- ▶ Scored a season-high 8 points vs. South Dakota (12/20/25) in 14 minutes.
- ▶ Posted 4 blocks in the win over Cal (11/13/25) to go with 2 points and 2 assists in 12 minutes of action.
- ▶ Had a season-high 7 boards with 3 blocks in 17 minutes vs. Seton Hall (12/6/25).
- ▶ Scored a career-high 15 points vs. Piazenza (3/8/25) while with Akern Libertas Livorno on 6-of-10 field goals.
- ▶ Collected a double-double with 10 points and 12 rebounds vs. Cento (3/23/25).

BACKGROUND

- ▶ First-ever Italian-born basketball player at K-State... One of just 24 foreign-born players in school history and one of 7 from the European continent.
- ▶ Began career with Basket Perugia in the Italian Serie C in 2019-20, spending 2 seasons before moving to Sana Basketball Academy Siena in Serie C in 2022-23... Was promoted to Libertas 1947 Livorno in the Italian Serie B, helping them to the 2024 Italian Serie B Cup Finals and the Serie B Nazionale Group B Championship... Played for Akern Libertas Livorno in 2024-25.

2025-26 GAME-BY-GAME STATISTICS

Date	Opponent	GS	MIN	FG	3PT	FT	O	D	TR	PF	AST	TO	BLK	STL	PTS	+/-
Nov. 4	UNC GREENSBORO	3	0-1	0-0	0-2	1	0	1	1	0	0	1	0	0	0	0
Nov. 8	BELLARMINE	8	0-2	0-0	1-2	2	0	2	1	0	1	1	0	1	6	
Nov. 13	CALIFORNIA	12	1-1	0-0	0-0	1	1	2	0	2	2	4	0	2	11	
Nov. 17	TULSA	15	1-2	0-0	0-0	2	2	4	3	1	0	1	0	2	-5	
Nov. 20	vs. Mississippi State	11	1-3	0-1	0-0	1	2	3	1	0	1	1	0	2	4	
Nov. 21	vs. Nebraska	3	0-0	0-0	0-0	0	0	0	0	0	0	0	0	0	-4	
Nov. 25	@Indiana	6	0-0	0-0	2-2	1	1	2	1	0	2	1	0	2	-10	
Dec. 1	BOWLING GREEN	DNP														
Dec. 6	SETON HALL	17	2-2	0-0	1-2	2	5	7	1	2	2	3	0	5	0	
Dec. 8	MISSISSIPPI VALLEY	20	1-3	0-1	3-4	0	5	5	3	1	1	5	0	5	31	
Dec. 13	@Creighton	11	1-3	0-0	3-3	2	3	5	2	1	1	0	0	5	3	
Dec. 20	SOUTH DAKOTA	14	3-4	0-0	2-2	2	3	5	5	1	0	1	0	8	19	
Dec. 28	ULM															
Jan. 3	BYU*															
Jan. 7	@Arizona*															
Jan. 10	@Arizona State*															
Jan. 14	UCF*															
Jan. 17	@Oklahoma State*															
Jan. 20	UTAH*															
Jan. 24	KANSAS*															
Jan. 27	@West Virginia*															
Feb. 1	IOWA STATE*															
Feb. 7	@TCU*															
Feb. 11	CINCINNATI*															
Feb. 14	@Houston*															
Feb. 17	BAYLOR*															
Feb. 21	@Texas Tech*															
Feb. 25	@Colorado*															
Feb. 28	TCU*															
Mar. 3	WEST VIRGINIA*															
Mar. 7	@Kansas*															

BUCA'S CAREER STATS

YEAR	GP	GS	Min	Avg.	FGM	FGA	Pct.	3FGM	3FGA	Pct.	FTM	FTA	Pct.	Off	Def	Tot	Avg.	PF	Ast	TO	Blk	Stl	Pts	Avg.
*2024-25	43	12	717	16.7	101	166	.608	0	0	.000	39	79	.494	72	158	230	5.3	111	7	68	53	9	241	5.6
2025-26 (Jr.)	11	0	119	10.8	10	21	.476	0	2	.000	12	17	.706	14	22	36	3.3	18	8	10	18	0	32	2.9
Totals	11	0	119	10.8	10	21	.476	0	2	.000	12	17	.706	14	22	36	3.3	18	8	10	18	0	32	2.9

*played with several club teams, including Akern Libertas Livorno

23

W | SO-TR



STEPHEN OSEI

W | 6-10 | 200 | So.-TR | Toronto, Ontario | Salt Lake Academy | Casper College

@stephenoseii / stephenoseii

SUPERLATIVES

	FR	SO	JR	SR	CAR
10+ Points	15	—	—	—	15
15+ Points	6	—	—	—	6
20+ Points	3	—	—	—	3
5+ Rebounds	22	—	—	—	22
10+ Rebounds	8	—	—	—	8
3+ Assists	2	—	—	—	2
Multiple Steals	—	—	—	—	—
2+ Blocks	—	—	—	—	—
Double-Doubles	7	—	—	—	7

PERSONAL HIGHS

■ Points

Season	2 vs. Mississippi State (11/20/25)
Career	23, twice
Big 12	—

■ Field Goals Made

Season	1 vs. Mississippi State (11/20/25)
Career	9, twice
Big 12	—

■ Field Goals Attempted

Season	3 vs. Mississippi State (11/20/25)
Career	12 vs. Yavapai (11/18/24)
Big 12	—

■ 3-Point Field Goals Made

Season	—
Career	—
Big 12	—

■ 3-Point Field Goals Attempted

Season	—
Career	—
Big 12	—

■ Free Throws Made

Season	—
Career	7 vs. Lamar CC (1/11/25)
Big 12	—

■ Free Throws Attempted

Season	—
Career	10 vs. Monroe College (11/7/24)
Big 12	—

■ Rebounds

Season	2 vs. UNC Greensboro (11/4/25)
Career	14 vs. Northeastern JC (11/16/24)
Big 12	—

■ Assists

Season	—
Career	3, twice
Big 12	—

■ Blocked Shots

Season	—
Career	—
Big 12	—

■ Steals

Season	—
Career	1, 4 times
Big 12	—

■ Minutes

Season	5 vs. UNC Greensboro (11/20/25)
Career	36 vs. Northeastern JC (11/16/24)
Big 12	—

OSEI'S CAREER STATS

YEAR	GP	GS	Min	Avg.	FGM	FGA	Pct.	3FGM	3FGA	Pct.	FTM	FTA	Pct.	Off	Def	Tot	Avg.	PF	Ast	TO	Blk	Stl	Pts	Avg.
*2024-25 (Fr.)	26	25	550	21.2	113	177	.638	0	0	.000	59	86	.686	75	108	183	7.0	49	20	27	28	4	285	11.0
2025-26 (So.)	3	0	9	2.9	1	3	.333	0	0	.000	0	0	.000	2	1	3	1.0	1	0	3	0	0	2	0.7
Totals	3	0	9	2.9	1	3	.333	0	0	.000	0	0	.000	2	1	3	1.0	1	0	3	0	0	2	0.7

SEASON STATS

PPG	RPG	BPG	FG%	3FG%	FT%
0.7	1.0	0.0	33.3	—	—

OSEI AT A GLANCE

- ▶ Has seen action in 3 games, including opener vs. UNC Greensboro (11/4/25).
- ▶ Scored his first points as a Wildcat with 2 points vs. Mississippi State (11/20/25) on 1-of-3 field goals.
- ▶ Played in 26 games with 25 starts at Casper College in Casper, Wyo., where he was a Fab 50 Freshman by *JUCORrecruiting.com*.
- ▶ Scored in double figures in 15 of Casper's 26 games with three 20-point games.
- ▶ Collected 7 double-doubles, including a 20-point, 10-rebound performance vs. Yavapai College (23 points, 11 rebounds; 11/18/24).
- ▶ Prep'd at Salt Lake Academy in Herriman, Utah from 2021-23 before spending a postgraduate season at the NBA Academy in San Luis Potosi, Mexico in 2023-24.

LAST GAME (vs. Indiana (11/25/25))

MIN	PTS	REBS	ASTS	BLKS	STLS
0+	0	0	0	0	0

TOP PERFORMANCES

- ▶ Scored a career-tying 23 points vs. Yavapai College (11/18/24) on 9-of-12 field goals and 5-of-7 free throws to go with 11 rebounds while at Casper.
- ▶ Tied his career-high with 23 points vs. Lamar Community College (11/11/25) on 8-of-9 field goals and 7-of-7 free throws while at Casper.

BACKGROUND

- ▶ Transferred to K-State in May 2025 after 1 season at Casper College in Casper, Wyo., where he played alongside **Abdi Bashir Jr's** twin brother **Abdul**.
- ▶ Has international experience, having played for the Canadian U17 and U16 National Teams at the 2021 FIBA U16 Americas Championship and 2022 FIBA U17 World Cup... He is the fifth Canadian-born player at K-State, joining **Justin Edwards**, **Kaosi Ezeagu**, **Juevol Myles** and **Rudi Williams**.

2025-26 GAME-BY-GAME STATISTICS

Date	Opponent	GS	MIN	FG	3PT	FT	0	D	TR	PF	AST	TO	BLK	STL	PTS	+/-
Nov. 4	UNC GREENSBORO		5	0-0	0-0	0-0	1	1	2	1	0	3	0	0	0	-7
Nov. 8	BELLARMINE		DNP													
Nov. 13	CALIFORNIA		DNP													
Nov. 17	TULSA		DNP													
Nov. 20	vs. Mississippi State		3	1-3	0-0	0-0	1	0	1	0	0	0	0	0	2	-1
Nov. 21	vs. Nebraska		DNP													
Nov. 25	@Indiana		0+	0-0	0-0	0-0	0	0	0	0	0	0	0	0	0	3
Dec. 1	BOWLING GREEN		DNP													
Dec. 6	SETON HALL		DNP													
Dec. 8	MISSISSIPPI VALLEY		DNP													
Dec. 13	@Creighton		DNP													
Dec. 20	SOUTH DAKOTA		DNP													
Dec. 28	ULM															
Jan. 3	BYU*															
Jan. 7	@Arizona*															
Jan. 10	@Arizona State*															
Jan. 14	UCF*															
Jan. 17	@Oklahoma State*															
Jan. 20	UTAH*															
Jan. 24	KANSAS*															
Jan. 27	@West Virginia*															
Feb. 1	IOWA STATE*															
Feb. 7	@TCU*															
Feb. 11	CINCINNATI*															
Feb. 14	@Houston*															
Feb. 17	BAYLOR*															
Feb. 21	@Texas Tech*															
Feb. 25	@Colorado*															
Feb. 28	TCU*															
Mar. 3	WEST VIRGINIA*															
Mar. 7	@Kansas*															

*played at Casper College

34
G | SR-TR



NATE JOHNSON

G | 6-3 | 215 | Sr.-TR | Liberty Township, Ohio | Lakota East | Akron

X @NateJohnson34 / loyalty.natejohnson

2024-25 MAC Player of the Year | MAC Defensive Player of the Year
2025 MAC Tournament MVP | 2025 Lou Henson Award finalist

SUPERLATIVES

	FR	SO	JR	SR	CAR
10+ Points	5	9	26	8	48
15+ Points	—	2	13	3	18
20+ Points	—	—	6	2	8
30+ Points	—	—	1	—	1
10+ Rebounds	—	—	1	—	1
3+ Assists	1	4	23	8	36
Multiple Steals	10	7	18	9	44
2+ Blocks	—	—	6	—	6
Double-Doubles	—	—	1	—	1

PERSONAL HIGHS

■ Points

Season	22 vs. UNC Greensboro (11/4/25)
Career	31 vs. Toledo (3/14/25)
Big 12	—

■ Field Goals Made

Season	9 vs. California (11/13/25)
Career	12 vs. Toledo (1/14/25)
Big 12	—

■ Field Goals Attempted

Season	11, 3 times
Career	23 vs. Toledo (1/14/25)
Big 12	—

■ 3-Point Field Goals Made

Season	6 vs. UNC Greensboro (11/4/25)
Career	6 vs. UNC Greensboro (11/4/25)
Big 12	—

■ 3-Point Field Goals Attempted

Season	7, twice
Career	7, 4 times
Big 12	—

■ Free Throws Made

Season	5 at Indiana (11/25/25)
Career	11 vs. Arizona (3/21/25)
Big 12	—

■ Free Throws Attempted

Season	6 at Indiana (11/25/25)
Career	12 vs. Arizona (3/21/25)
Big 12	—

■ Rebounds

Season	9, twice
Career	10 vs. Kent State (2/28/25)
Big 12	—

■ Assists

Season	9 vs. UNC Greensboro (11/4/25)
Career	10 vs. South Alabama (2/8/25)
Big 12	—

■ Blocked Shots

Season	1, 3 times
Career	3 vs. Western Michigan (2/11/25)
Big 12	—

■ Steals

Season	5, twice
Career	5, twice
Big 12	—

■ Minutes

Season	37 vs. Nebraska (11/21/25)
Career	37 vs. Nebraska (11/21/25)
Big 12	—

SEASON STATS

PPG	RPG	APG	FG%	3FG%	FT%
12.3	5.3	3.9	50.9	42.6	80.0

JOHNSON AT A GLANCE

- ▶ Has started the first 12 games, averaging 30.7 minutes per game... Has now seen action in 104 career games, including 72 starts.
- ▶ Has scored in double figures in 8 of 12 games, including 6 of last 8 games... Had a season-high 22 points in opener vs. UNC Greensboro (11/4/25)... Posted his second 20-point game vs. Cal (11/13/25) with 20 points... Has now scored in double figures in 48 games with eight 20-point games and one 30-point game.
- ▶ Ranks second in assists with 47, dishing out at least 2 in 11 of 12 games... Had a season-high 9 assists vs. UNC Greensboro (11/4/25) while he had 6 in back-to-back games vs. Mississippi Valley (12/8/25) and at Creighton (12/13/25).
- ▶ One of the active Division I leaders in steals with 150 in 104-game career, averaging 1.4 per game... Had a career-high 5 in each of the last 2 games.
- ▶ Team leader in steals with 27... Has at least 2 steals in 9 games, including the career-high 5 vs. Mississippi Valley (12/8/25) and South Dakota (12/20/25).
- ▶ Nearly made history in his first game in a Wildcat uniform, falling a rebound and an assist short of a triple-double with 22 points on 8-of-11 field goals, including 6-of-7 from 3-point range, with 9 rebounds and 9 assists.
- ▶ His scoring ability increased in each season at Akron capped by his 14.0 points per game as a junior in 2024-25... Nearly doubled his scoring average from his sophomore (7.3 ppg.) to his junior (14.0 ppg.) seasons.

2025-26 GAME-BY-GAME STATISTICS

Date	Opponent	GS	MIN	FG	3PT	FT	O	D	TR	PF	AST	TO	BLK	STL	PTS	+/-
Nov. 4	UNC GREENSBORO	*	31	8-11	6-7	0-0	1	8	9	3	9	1	0	2	22	47
Nov. 8	BELLARMINE	*	35	3-7	1-3	2-2	1	6	7	2	4	2	1	2	9	21
Nov. 13	CALIFORNIA	*	29	9-11	2-3	0-2	0	3	3	3	2	4	0	2	20	5
Nov. 17	TULSA	*	35	2-7	1-4	0-0	3	6	9	4	4	1	0	1	5	0
Nov. 20	vs. Mississippi State	*	29	6-11	2-5	0-0	1	3	4	3	4	2	0	2	14	11
Nov. 21	vs. Nebraska	*	37	4-10	2-6	2-2	0	5	5	2	4	1	0	0	12	-8
Nov. 25	@Indiana	*	33	3-9	2-6	5-6	0	5	5	2	2	4	0	2	13	-21
Dec. 1	BOWLING GREEN	*	32	2-6	0-1	0-0	0	4	4	2	2	1	0	2	4	-4
Dec. 6	SETON HALL	*	32	4-10	1-6	2-2	3	4	7	3	0	3	0	0	11	-17
Dec. 8	MISSISSIPPI VALLEY	*	21	5-7	2-3	2-2	1	2	3	1	6	0	0	5	14	37
Dec. 13	@Creighton	*	32	3-10	2-7	0-0	1	3	4	1	6	2	1	4	8	2
Dec. 20	SOUTH DAKOTA	*	23	5-7	2-3	3-4	0	3	3	2	4	0	1	5	15	23
Dec. 28	ULM															
Jan. 3	BYU*															
Jan. 7	@Arizona*															
Jan. 10	@Arizona State*															
Jan. 14	UCF*															
Jan. 17	@Oklahoma State*															
Jan. 20	UTAH*															
Jan. 24	KANSAS*															
Jan. 27	@West Virginia*															
Feb. 1	IOWA STATE*															
Feb. 7	@TCU*															
Feb. 11	CINCINNATI*															
Feb. 14	@Houston*															
Feb. 17	BAYLOR*															
Feb. 21	@Texas Tech*															
Feb. 25	@Colorado*															
Feb. 28	TCU*															
Mar. 3	WEST VIRGINIA*															
Mar. 7	@Kansas*															

JOHNSON'S CAREER STATS

YEAR	GP	GS	Min	Avg.	FGM	FGA	Pct.	3FGM	3FGA	Pct.	FTM	FTA	Pct.	Off	Def	Tot	Avg.	PF	Ast	TO	Blk	Stl	Pts	Avg.
*2022-23 (Fr.)	33	5	653	19.8	58	115	.504	21	50	.420	10	15	.667	29	67	96	2.9	55	28	33	1	34	147	4.5
*2023-24 (So.)	24	21	567	23.6	68	157	.433	19	60	.317	21	28	.750	19	59	78	3.3	52	39	22	2	28	176	7.3
*2024-25 (Jr.)	35	34	1052	30.1	169	385	.439	37	123	.301	114	142	.803	35	136	171	4.9	72	120	63	18	61	489	14.0
2025-26 (Sr.)	12	12	368	30.7	54	106	.509	23	54	.426	16	20	.800	11	52	63	5.3	28	47	21	3	27	147	12.3
Totals	104	72	2653	25.5	349	763	.457	100	287	.348	161	205	.785	94	314	408	3.9	207	235	139	24	150	959	9.2

*at Akron

Wildcats

47

W | FR.-HS



ANDREJ KOSTIC

W | 6-6 | 210 | Fr.-TR | Belgrade, Serbia | Crvena zvezda Meridian bet Beograd

andrejkostic

SUPERLATIVES

	FR	SO	JR	SR	CAR
10+ Points	—	—	—	—	—
15+ Points	—	—	—	—	—
20+ Points	—	—	—	—	—
2+ 3FGM	1	—	—	—	1
5+ Rebounds	1	—	—	—	1
3+ Assists	1	—	—	—	1
Multiple Steals	—	—	—	—	—
2+ Blocks	—	—	—	—	—
Double-Doubles	—	—	—	—	—

PERSONAL HIGHS

■ Points	
Season	9 vs. UNC Greensboro (11/4/25)
Career	39 vs. Joker S (2/8/25)
Big 12	—
■ Field Goals Made	
Season	2, 5 times
Career	13 vs. Joker S (2/8/25)
Big 12	—
■ Field Goals Attempted	
Season	7 vs. UNC Greensboro (11/4/25)
Career	20 vs. Joker S (2/8/25)
Big 12	—
■ 3-Point Field Goals Made	
Season	2, twice
Career	8 vs. Joker S (2/8/25)
Big 12	—
■ 3-Point Field Goals Attempted	
Season	5 vs. Mississippi State (11/20/25)
Career	14 vs. Joker S (2/8/25)
Big 12	—
■ Free Throws Made	
Season	3 vs. UNC Greensboro (11/4/25)
Career	10 vs. Zlatibor (3/29/25)
Big 12	—
■ Free Throws Attempted	
Season	4 vs. UNC Greensboro (11/4/25)
Career	12 vs. Zlatibor (3/29/25)
Big 12	—
■ Rebounds	
Season	5 vs. UNC Greensboro (11/4/25)
Career	10 vs. Sloga KR (3/17/24)
Big 12	—
■ Assists	
Season	3 vs. Mississippi Valley (12/8/25)
Career	8 vs. Sloga KR (3/17/24)
Big 12	—
■ Blocked Shots	
Season	1 vs. California (11/13/25)
Career	3 vs. Joker S. (2/8/25)
Big 12	—
■ Steals	
Season	1, 3 times
Career	5 vs. NGT Belgrade (3/2/24)
Big 12	—
■ Minutes	
Season	17 vs. UNC Greensboro (11/4/25)
Career	36, twice
Big 12	—

KOSTIC'S CAREER STATS

YEAR	GP	GS	Min	Avg.	FGM	FGA	Pct.	3FGM	3FGA	Pct.	FTM	FTA	Pct.	Off	Def	Tot	Avg.	PF	Ast	TO	Blk	Stl	Pts	Avg.
2022-23 (Age 15)	3	0	41	13.5	5	12	.417	3	9	.333	0	0	.000	3	6	9	3.0	8	4	2	0	1	13	4.3
2023-24 (Age 16)	10	7	237	23.7	57	123	.463	16	60	.267	36	49	.735	8	38	46	4.6	19	6	24	1	18	166	16.6
2024-25 (Age 17)	41	8	917	22.4	180	415	.434	91	249	.365	114	149	.765	4	98	102	2.5	62	105	97	8	24	565	13.8
2025-26 (Fr.)	9	0	98	10.9	13	37	.351	7	23	.304	4	5	.800	9	9	18	2.0	10	11	7	1	3	37	4.1
Totals	9	0	98	10.9	13	37	.351	7	23	.304	4	5	.800	9	9	18	2.0	10	11	7	1	3	37	4.1

SEASON STATS

PPG	RPG	APG	FG%	3FG%	FT%
4.1	2.0	1.2	35.1	30.4	80.0

KOSTIC AT A GLANCE

- ▶ Has come off the bench in 9 of the first 12 games, averaging 10.9 minutes per game... Has already played in 41 games in the Serbian pro circuit in 2024-25.
- ▶ Has scored in 8 games, including a season-high 9 points in the opener vs. UNC Greensboro (11/4/25)... Also had 7 points vs. Mississippi State (11/20/25).
- ▶ Grabbed a season-high 5 rebounds vs. UNC Greensboro (11/4/25).
- ▶ Considered one of the top prospects in Europe, earning all-tournament honors at the 2025 Adidas Eurocamp (May 31-June 2) in Treviso, Italy... The Adidas Eurocamp in the premier pre-draft scouting event for player ages 16-22.

LAST GAME (vs. South Dakota (12/20/25))

MIN	PTS	REBS	ASTS	BLKS	STLS
14	5	1	2	0	1

TOP PERFORMANCES

- ▶ Scored a career-high 39 points vs. Joker S. (2/8/25) while with Crvena zvezda Meridian on 13-of-20 field goals, including 8-of-14 from 3-point range.

BACKGROUND

- ▶ Kostic is the first-ever Serbian-born basketball player at K-State... One of just 24 foreign-born players in school history, and one of 7 players from Europe.
- ▶ A member of the Serbian U18 and U19 National Teams, winning the gold medal at the 2023 European U18 Championship and a silver medal at the 2024 European U18 Championship... Played on Serbia's U19 National Team at the 2025 U19 World Cup, helping the team to 3 straight wins to end the tournament.

2025-26 GAME-BY-GAME STATISTICS

Date	Opponent	GS	MIN	FG	3PT	FT	O	D	TR	PF	AST	TO	BLK	STL	PTS	+/-
Nov. 4	UNC GREENSBORO		17	2-7	2-4	3-4	2	3	5	0	0	4	0	0	9	9
Nov. 8	BELLARMINE		9	1-2	1-1	0-0	1	0	1	2	1	0	0	0	3	-1
Nov. 13	CALIFORNIA		9	2-4	0-2	0-0	1	0	1	0	0	1	1	1	4	8
Nov. 17	TULSA		10	2-5	1-3	0-0	0	2	2	0	2	0	0	0	5	-1
Nov. 20	vs. Mississippi State		16	2-6	2-5	1-1	1	1	2	1	2	0	0	0	7	8
Nov. 21	vs. Nebraska		2	0-2	0-2	0-0	0	0	0	0	0	0	0	0	0	-3
Nov. 25	@Indiana		10	1-2	0-0	0-0	2	0	2	2	1	1	0	0	2	8
Dec. 1	BOWLING GREEN		DNP													
Dec. 6	SETON HALL		DNP													
Dec. 8	MISSISSIPPI VALLEY		12	1-4	0-3	0-0	2	2	4	2	3	1	0	1	2	12
Dec. 13	@Creighton		DNP													
Dec. 20	SOUTH DAKOTA		14	2-5	1-3	0-0	0	1	1	3	2	0	0	1	5	-2
Dec. 28	ULM															
Jan. 3	BYU*															
Jan. 7	@Arizona*															
Jan. 10	@Arizona State*															
Jan. 14	UCF*															
Jan. 17	@Oklahoma State*															
Jan. 20	UTAH*															
Jan. 24	KANSAS*															
Jan. 27	@West Virginia*															
Feb. 1	IOWA STATE*															
Feb. 7	@TCU*															
Feb. 11	CINCINNATI*															
Feb. 14	@Houston*															
Feb. 17	BAYLOR*															
Feb. 21	@Texas Tech*															
Feb. 25	@Colorado*															
Feb. 28	TCU*															
Mar. 3	WEST VIRGINIA*															
Mar. 7	@Kansas*															

*played with several club teams, including Crvena zvezda Meridian bet Beograd



K-STATE BROADCAST NOTES

**2025-26
Record/Conf:**
8-4/0-0 Big 12

National Rankings:
nr / AP
nr / Coaches

Last Game:
Won vs. South Dakota,
106-76
Dec. 20, 2025

Next Game:
Dec. 28, 2025
vs. ULM

Head Coach:
Jerome Tang
(Charter Oak State '07)
KS: 69-46 / 4th
CAR: 71-46 / 4th+

Assistants
Matthew Driscoll
Jareem Dowling
Rodney Perry
Anthony Wincheste
Bill Peterson

**2025-26
Schedule**
@Missouri, L 91-100^
Newman, W 112-90^
UNCG, W 93-64
Bellarmine, W 98-71
California, W 99-96
Tulsa, W 84-83

vs. Miss. St., W 98-77
vs. Nebraska, L 85-86
@Indiana, W 86-69
Bowling Green, L 66-82
Seton Hall, L 67-78
Miss. Valley, W 108-49
@Creighton, W 83-76
South Dakota, W 106-76

ULM
BYU*
@Arizona*
@Arizona State*
UCF*
@Oklahoma State*
Utah*

Kansas*
@West Virginia*
Iowa State*
@TCU*
Cincinnati*
@Houston*
Baylor*

@Texas Tech*
@Colorado*
TCU*
West Virginia*
@Kansas*

^exhibition
*Big 12



0

**ELIAS
RAPIQUE**
uh-LEE-us RUH-pee-ECK
W / Jr. / 6-9 / 225
Berlin, Germany
[ALBA Berlin]



1

**ABDI
BASHIR JR.**
OBB-dee BUH-sheer
G / Jr. / 6-7 / 175
Omaha, Neb.
[Monmouth]



2

**EXAVIER
WILSON**
G / Fr. / 6-1 / 170
Columbia, Mo.
[Father Tolton Catholic]



3

**C.J.
JONES**
G / Jr. / 6-5 / 195
East St. Louis, Ill.
[UIC]



4

**P.J.
HAGGERTY**
PRE ALL-BIG 12
G / Jr. / 6-4 / 195
Crosby, Texas
[Memphis]



6

**MARCUS
JOHNSON**
W / Sr. / 6-7 / 265
Akron, Ohio
[Bowling Green]



10

**DAVID
CASTILLO**
G / So. / 6-1 / 180
Bartlesville, Okla.
[Sunrise Christian]



14

**MOBII
IKEGWURUKA**
EE-kay-gah-roo-KAY
G / Jr. / 6-6 / 220
Galway, Ireland
[Ellsworth CC]



15

**TAJ
MANNING**
W / Jr. / 6-7 / 230
Grandview, Mo.
[La Lumiere Ind.]



21

**KHAMARI
McGRIFF**
Kuh-MAR-ee
W / Sr. / 6-9 / 230
Tallahassee, Fla.
[UNC Wilmington]



22

**DORIN
BUCA**
DOOR-reen BOO-cah
C / Jr. / 7-2 / 254
Perugia, Italy
[Akrern Libertas Livorno]




23

**STEPHEN
OSEI**
OH-say
W / So. / 6-10 / 200
Toronto, Ontario
[Casper College [Wyo.]



34

**NATE
JOHNSON**
G / Sr. / 6-3 / 215
Liberty Township, Ohio
[Akron]



47

**ANDREJ
KOSTIC**
ANDRE (j is silent) COS-titch
W / Fr. / 6-6 / 210
Belgrade, Serbia
[Crvena zvezda Me]

SEASON / CAREER STATS								
GP/GS	PPG	RPG	APG	SPG	FG%	3FG%	FT%	
24-25	62/11	5.7	2.8	1.6	0.9	43.3	26.7	61.5
Season	12/9	3.4	2.8	1.5	0.9	43.2	36.4	38.5
Big 12	—	—	—	—	—	—	—	—
Career	12/9	3.4	2.8	1.5	0.9	43.2	36.4	38.5

SEASON / CAREER STATS								
GP/GS	PPG	RPG	APG	SPG	FG%	3FG%	FT%	
24-25	33/32	20.1	2.6	2.2	0.5	37.7	38.3	86.8
Season	12/12	13.0	2.3	2.4	0.5	44.4	48.9	60.0
Big 12	—	—	—	—	—	—	—	—
Career	78/44	13.2	1.9	1.4	0.4	38.6	40.2	83.9

SEASON / CAREER STATS								
GP/GS	PPG	RPG	APG	SPG	FG%	3FG%	FT%	
24-25	—	—	—	—	—	—	—	—
Season	—	—	—	—	—	—	—	—
Big 12	—	—	—	—	—	—	—	—
Career	—	—	—	—	—	—	—	—

SEASON / CAREER STATS								
GP/GS	PPG	RPG	APG	SPG	FG%	3FG%	FT%	
24-25	33/9	5.7	1.7	1.5	0.5	40.7	30.9	67.4
Season	12/0	3.8	2.4	1.3	0.5	37.2	33.3	80.0
Big 12	—	—	—	—	—	—	—	—
Career	107/59	7.4	2.4	2.7	0.7	39.6	34.5	65.7

SEASON / CAREER STATS								
GP/GS	PPG	RPG	APG	SPG	FG%	3FG%	FT%	
24-25	35/35	21.7	5.8	3.7	1.8	47.6	36.4	81.8
Season	12/12	22.8	4.8	4.6	0.9	51.9	40.0	72.7
Big 12	—	—	—	—	—	—	—	—
Career	84/78	20.3	5.2	3.7	1.6	49.0	34.4	78.2

SEASON / CAREER STATS								
GP/GS	PPG	RPG	APG	SPG	FG%	3FG%	FT%	
24-25	32/32	16.2	5.0	1.8	0.9	43.0	39.4	89.8
Season	4/0	0.8	1.3	0.0	0.0	25.0	25.0	0.0
Big 12	—	—	—	—	—	—	—	—
Career	92/86	17.7	6.2	2.1	1.2	46.2	41.0	87.2

SEASON / CAREER STATS								
GP/GS	PPG	RPG	APG	SPG	FG%	3FG%	FT%	
24-25	32/2	2.4	0.6	0.8	0.4	22.1	25.4	88.0
Season	12/2	13.7	2.3	2.5	0.3	49.6	42.2	82.1
Big 12	—	—	—	—	—	—	—	—
Career	44/4	5.5	1.0	1.2	0.4	37.8	33.6	84.9

SEASON / CAREER STATS								
GP/GS	PPG	RPG	APG	SPG	FG%	3FG%	FT%	
24-25	24/0	2.1	2.4	0.1	0.6	60.0	—	52.9
Season	8/1	1.6	2.4	0.5	0.5	55.6	—	50.0
Big 12	—	—	—	—	—	—	—	—
Career	32/1	2.0	2.4	0.2	0.6	59.1	—	52.2

SEASON / CAREER STATS								
GP/GS	PPG	RPG	APG	SPG	FG%	3FG%	FT%	
24-25	8/0	0.8	0.8	0.0	0.1	50.0	50.0	—
Season	10/0	1.8	3.0	0.1	0.2	46.7	0.0	100.0
Big 12	—	—	—	—	—	—	—	—
Career	32/1	1.2	1.6	0.1	0.2	51.9	25.0	63.6

SEASON / CAREER STATS								
GP/GS	PPG	RPG	APG	BPG	FG%	3FG%	FT%	
24-25	34/12	11.5	4.0	0.7	0.4	65.1	66.7	69.3
Season	12/12	10.3	4.4	1.0	1.4	72.1	33.3	66.7
Big 12	—	—	—	—	—	—	—	—
Career	97/54	6.8	3.2	0.5	0.9	68.6	50.0	67.3

SEASON / CAREER STATS								
GP/GS	PPG	RPG	APG	BPG	FG%	3FG%	FT%	
24-25	43/12	5.6	5.3	0.2	1.2	60.8	—	49.4
Season	11/0	2.9	3.3	0.7	1.6	47.6	0.0	70.6
Big 12	—	—	—	—	—	—	—	—
Career	11/0	2.9	3.3	0.7	1.6	47.6	0.0	70.6

SEASON / CAREER STATS								
GP/GS	PPG	RPG	APG	SPG	FG%	3FG%	FT%	
24-25	26/25	11.0	7.0	0.8	0.2	63.8	—	68.6
Season	3/0	0.7	1.0	0.0	0.0	33.3	—	—
Big 12	—	—	—	—	—	—	—	—
Career	3/0	0.7	1.0	0.0	0.0	33.3	—	—

SEASON / CAREER STATS								
GP/GS	PPG	RPG	APG	SPG	FG%	3FG%	FT%	
24-25	35/34	14.0	4.9	3.4	1.7	43.9	30.1	80.3
Season	12/12	12.3	5.3	3.9	2.3	50.9	42.6	80.0
Big 12	—	—	—	—	—	—	—	—
Career	104/72	9.2	3.9	2.3	1.4	45.7	34.8	78.5

SEASON / CAREER STATS								
GP/GS	PPG	RPG	APG	SPG	FG%	3FG%	FT%	
24-25	41/8	13.8	2.5	2.6	0.6	43.4	36.5	76.5
Season	9/0	4.1	2.0	1.2	0.3	35.1	30.4	80.0
Big 12	—	—	—	—	—	—	—	—
Career	9/0	4.1	2.0	1.2	0.3	35.1	30.4	80.0

CAREER-HIGHS		
PTS	27	2/15/25 vs. ETE Miners
REB	12	3/1/25 vs. Berlin Braves
AST	11	3/1/25 vs. Berlin Braves
STL	7	twice
MIN	36	5/3/25 vs. Paderborn

CAREER-HIGHS		
PTS	38	11/15/24 at Rutgers
REB	6	twice
AST	7	2/13/25 at Stony Brook
STL	3	11/21/24 vs. YSU
MIN	48	1/30/25 vs. Drexel

CAREER-HIGHS		
PTS	—	—
REB	—	—
AST	—	—
STL	—	—
MIN	—	—

CAREER-HIGHS		
PTS	25	1/13/24 vs. Bradley
REB	7	11/4/25 vs. UNCG
AST	14	2/28/24 vs. Drake
STL	5	11/11/22 vs. Loyola
MIN	47	3/7/24 vs. So. Illinois

CAREER-HIGHS		
PTS	42	3/14/25 vs. Wichita St.
REB	10	3 times
AST	11	11/8/25 vs. Bellarmine
STL	7	12/4/24 vs. La. Tech
MIN	44	12/14/24 at Clemson

CAREER-HIGHS		
PTS	34	2/3/24 vs. W.V. State
REB	15	1/10/24 vs. Fairmont St.
AST	9	12/2/23 at W.V. Wesleyan
STL	4	6 times
MIN	44	3/6/24 vs. Notre Dame

CAREER-HIGHS		
PTS	22	12/1/25 vs. Bowling Green
REB	5	twice
AST	5	twice
STL	2	3 times
MIN	33	12/1/25 vs. Bowling Green

CAREER-HIGHS		
PTS	8	1/29/25 vs. Okla. St.
REB	7	3 times
AST	2	11/4/25 vs. UNCG
STL	3	twice
MIN	34	twice

CAREER-HIGHS		
PTS	6	twice
REB	6	12/8/22 vs. MVSU
AST	1	3 times
STL	1	5 times
MIN	20	12/20/25 vs. S. Dakota

CAREER-HIGHS		
PTS	34	12/14/24 at Howard
REB	12	11/8/24 vs. Ga. South.
AST	3	twice
BLK	4	4 times
MIN	32	11/8/24 vs. Ga. South.

CAREER-HIGHS		
PTS	15	3/8/25 vs. Piazenza
REB	15	twice
AST	3	2/19/25 vs. Brindisi
BLK	5	twice
MIN	33	3/23/25 vs. Cento

CAREER-HIGHS		
PTS	23	twice
REB	14	11/16/24 vs. NE JC
AST	3	twice
STL	1	4 times
MIN	36	11/16/24 vs. NE JC