

18.8

NUMBER TO KNOW

K-State ranks 21st nationally with 18.8 assists/game



K-STATE

MEN'S BASKETBALL
// 2025-26 GAME NOTES

32 NCAA TOURNAMENTS ■ 4 FINAL FOUR [1948, 1951, 1958, 1964] ■ 21 CONFERENCE TITLES

K-STATE WILDCATS

7-4

OVERALL

0-0

BIG 12

61

NET

68

KenPom

JEROME TANG

HEAD COACH
(Charter Oak State '07)

68-46

RECORD AT K-STATE /
4th SEASON

70-46

OVERALL /
4th SEASON

GAME 12



vs.



SUPER HERO DAY

SOUTH DAKOTA COYOTES

7-6

OVERALL

0-0

SUMMIT

263

NET

270

KenPom

ERIC PETERSON

HEAD COACH
(UW-La Crosse '06)

50-59

RECORD AT USD /
4th SEASON

102-74

OVERALL /
6th SEASON

■ 2025-26 SCHEDULE/RESULTS

| 7-4 | 0-0 | 5-2 | 1-1 | 1-1 |
|-----------|------------------------|-----|-----|------------|
| W-L | XFL | H | A | N |
| Fri 10/24 | @Missouri (Exh.) | | | L, 91-100 |
| Fri 10/31 | NEWMAN (Exh.) | | | W, 112-90 |
| Tue 11/4 | UNC GREENSBORO | | | W, 93-64 |
| Sat 11/8 | BELLARMINE | | | W, 98-71 |
| Thu 11/13 | CALIFORNIA | | | W, 99-96 |
| Mon 11/17 | TULSA | | | W, 84-83 |
| Thu 11/20 | vs. Mississippi State^ | | | W, 98-77 |
| Fri 11/21 | vs. Nebraska^ | | | L, 85-86 |
| Tue 11/25 | @Indiana | | | L, 69-86 |
| Mon 12/1 | BOWLING GREEN | | | L, 66-82 |
| Sat 12/6 | SETON HALL | | | L, 67-78 |
| Mon 12/8 | MISSISSIPPI VALLEY | | | W, 108-49 |
| Sat 12/13 | @Creighton | | | W, 83-76 |
| Sat 12/20 | SOUTH DAKOTA | | | 11 a.m. |
| Sun 12/28 | ULM | | | 1 p.m. |
| Sat 1/3 | BYU* | | | 12:30 p.m. |
| Wed 1/7 | @Arizona* | | | 8 p.m. |
| Sat 1/10 | @Arizona State* | | | 2 p.m. |
| Wed 1/14 | UCF* | | | 7 p.m. |
| Sat 1/17 | @Oklahoma State* | | | 9 p.m. |
| Tues 1/21 | UTAH* | | | 8 p.m. |
| Sat 1/24 | KANSAS* | | | 7 p.m. |
| Tue 1/27 | @West Virginia* | | | 7:30 p.m. |
| Sun 2/1 | IOWA STATE* | | | 1 p.m. |
| Sat 2/7 | TCU* | | | 1 p.m. |
| Wed 2/11 | CINCINNATI* | | | 8 p.m. |
| Sat 2/14 | @Houston* | | | 8 p.m. |
| Tue 2/17 | BAYLOR* | | | 8 p.m. |
| Sat 2/21 | @Texas Tech* | | | 1:30 p.m. |
| Wed 2/25 | @Colorado* | | | 8 p.m. |
| Sat 2/28 | TCU* | | | 5:30 p.m. |
| Tue 3/3 | WEST VIRGINIA* | | | 7 p.m. |
| Sat 3/7 | @Kansas* | | | 1 p.m. |

BIG 12 CHAMPIONSHIP [Kansas City, Mo.]

Tu-Sa 3/10-14 TBD tbd

^Hall of Fame Classic [Kansas City, Mo.]

Home Games in BOLD CAPS | *Big 12 Conference Game

NUMBERS TO KNOW

36.2

K-State is averaging 36.2 points in the paint through 11 games, which includes a school record-tying 56 vs. Cal.

48.4

K-State is connecting on 48.4 percent (337-of-696) from the field through 11 games, including 54.2 percent from 2.

950

K-State's 86.4 points are the most through the first 11 games of a season, eclipsing the 944 scored in 1997-98.

1763

K-State now has 1,763 all-time wins, as the school entered 2025-26 ranking 43rd all-time among Division I schools.

SATURDAY, DECEMBER 20, 2025 /

11:01 am [CT]

Bramlage Coliseum (11,010)
Manhattan, Kan.

■ SERIES HISTORY

| | |
|-------------------------------|--------------------------------|
| Overall | K-State leads 10-0 |
| In Manhattan | K-State leads 10-0 |
| At Bramlage Coliseum | K-State leads 4-0 |
| Active Streak | K-State, 10 |
| First Meeting | K-State won 69-52 (11/28/1977) |
| Last Meeting | K-State won 93-72 (11/20/2015) |
| Jerome Tang vs. Eric Peterson | 0-0 |

■ STATISTICAL MATCHUP

| | NCAA Rk | Category | NCAA Rk |
|------|---------|-----------------------|---------|
| 86.4 | 51 | Scoring Offense | 73 |
| 77.1 | 268 | Scoring Defense | 327 |
| +9.3 | 123 | Scoring Margin | 221 |
| 48.4 | 68 | FG Percentage | 183 |
| 43.1 | 163 | FG Percentage Defense | 357 |
| 40.5 | 7 | 3-point FG Percentage | 263 |
| 10.8 | 32 | 3-point FG/Game | 325 |
| 71.0 | 195 | FT Percentage | 157 |
| 37.0 | 169 | Rebounds/Game | 162 |
| +3.7 | 137 | Rebounding Margin | 128 |
| 18.8 | 21 | Assists/Game | 344 |
| 13.1 | 251 | Turnovers/Game | 247 |
| +0.2 | 201 | TO Margin | 159 |
| 1.4 | 80 | A/TO Ratio | 334 |
| 6.5 | 233 | Steals/Game | 169 |
| 4.1 | 94 | Blocks/Game | 260 |

■ A K-STATE WIN WOULD...

- ▶ Extend its winning streak over South Dakota to 11 games.
- ▶ Make the Wildcats 57-3 all-time vs. Summit League teams.
- ▶ Move coach Jerome Tang to 45-11 at Bramlage Coliseum.
- ▶ Make them 136-16 in home non-conference play since 2006.
- ▶ Give the Wildcats a 196-66 non-conference mark since 2006.

■ K-STATE'S PROJECTED ROTATION (starters vs. Creighton; stats from 2025-26 season)

| Starters | Ht. | Wt. | Yr.-Exp. | Hometown | PPG | RPG | AST | FG% | 3FG% | FT% | MPG |
|--|------|-----|----------|------------------------|------|-----|------------|------|------|-------|------|
| G 4 P.J. HAGGERTY | 6-4 | 195 | Jr.-TR | Crosby, Texas | 22.7 | 4.7 | 4.7 | 49.7 | 39.5 | 72.6 | 33.0 |
| The preseason All-American and nation's leading scorer (24.0 ppg.) became the first Wildcat to score 20 or more points in each of the first 6 games of the season, eclipsing a tie with Michael Beasley. | | | | | | | | | | | |
| G 1 ABDI BASHIR JR. | 6-7 | 175 | Jr.-TR | Omaha, Neb. | 12.8 | 2.0 | 2.2 | 42.3 | 46.6 | 60.0 | 23.5 |
| Was one of the top scorers in the country as a sophomore at Monmouth in 2024-25; has scored in double figures in 8 of first 11 games while averaging 3.7 made 3-point field goals/game. | | | | | | | | | | | |
| G 34 NATE JOHNSON | 6-3 | 215 | Sr.-TR | Liberty Township, Ohio | 12.0 | 5.5 | 3.9 | 49.5 | 41.2 | 81.3 | 31.4 |
| The 2024-25 MAC Player and Defensive Player of the Year has scored in double figures in 7 of 11 games this season, including a near triple-double (22 points, 9 rebounds, 9 assists) in the opener. | | | | | | | | | | | |
| W 0 ELIAS RAPEIQUE | 6-9 | 225 | Jr.-TR | Berlin, Germany | 3.7 | 3.0 | 1.6 | 43.2 | 36.4 | 38.5 | 17.4 |
| The first-ever German-born player who was a member of the German U18 and U20 National Teams has averaged 7.0 points, 6.0 rebounds and 3.5 assists in starts vs. MVSU and Creighton. | | | | | | | | | | | |
| W 21 KHAMARI MCGRIFF | 6-9 | 230 | Sr.-TR | Tallahassee, Fla. | 10.3 | 4.4 | 1.0 | 75.9 | 50.0 | 70.6 | 20.0 |
| The UNC Wilmington transfer has scored in double figures in 5 of last 10 games, averaging 10.8 points on 76.4 percent (42-of-55) shooting while scoring a season-high 21 points vs. Cal. | | | | | | | | | | | |
| Key Reserves | Ht. | Wt. | Yr.-Exp. | Hometown | PPG | RPG | AST | FG% | 3FG% | FT% | MPG |
| G 3 C.J. Jones | 6-5 | 195 | Sr.-1L | East St. Louis, Ill. | 3.5 | 2.5 | 1.2 | 35.1 | 31.3 | 80.0 | 16.3 |
| W 6 Marcus Johnson | 6-7 | 265 | Sr.-TR | Akron, Ohio | 1.0 | 1.3 | 0.0 | 33.3 | 33.3 | — | 4.8 |
| G 10 David Castillo | 6-1 | 180 | So.-1L | Bartlesville, Okla. | 13.5 | 2.1 | 2.3 | 49.0 | 42.4 | 80.8 | 23.5 |
| W 14 Moli Ikegwuruka | 6-6 | 220 | Jr.-1L | Galway, Ireland | 1.6 | 2.4 | 0.5 | 55.6 | — | 50.0 | 13.2 |
| W 15 Taj Manning | 6-7 | 230 | So.-1L | Grandview, Mo. | 1.3 | 2.8 | 0.1 | 45.5 | 0.0 | 100.0 | 7.4 |
| W 22 Dorin Buca | 7-2 | 254 | Jr.-TR | Perugia, Italy | 2.4 | 3.1 | 1.7 (bpg.) | 41.2 | 0.0 | 66.7 | 10.5 |
| W 23 Stephen Osei | 6-10 | 200 | So.-TR | Toronto, Ontario | 0.7 | 1.0 | 0.0 | 33.3 | — | — | 2.9 |
| W 47 Andrej Kostic | 6-6 | 210 | Fr.-TR | Belgrade, Serbia | 4.0 | 2.1 | 1.1 | 34.4 | 30.0 | 80.0 | 10.5 |

>>> BY THE NUMBERS

1st

Preseason All-American **P.J. Haggerty** became the first Division I player since **Ja Morant** in 2018-19 to average 21.5 points, 5.5 rebounds, 3.5 assists and 1.5 steals to go with 6.5 free throw per game while at Memphis in 2024-25.

3.85

Junior transfer **Abdi Bashir Jr.** led the NCAA in 3-point field goals/game (3.85) while at Monmouth in 2024-25 while he was second in total 3-point field goals (127) and 3-point field goals attempted (332).

5,922

K-State's 5 Division I transfers - **Abdi Bashir Jr., P.J. Haggerty, Marcus Johnson, Nate Johnson** and **Khamari McGriff** - have combined to score 5,922 points in 450 career games with 237 starts.

TEAM NOTES

■ UP NEXT: SOUTH DAKOTA

► Led by fourth-year head coach **Eric Peterson**, South Dakota (7-6) has won back-to-back games against Prairie View A&M (97-85) and Dakota State (80-71) since dropping 3 straight against Portland State, Northern Colorado and Wyoming. The Coyotes are 0-4 in true road games, including Creighton (76-92), Missouri (68-102), Northern Colorado (87-89) in overtime and Wyoming (79-106).



► The Coyotes return 6 lettermen, including 2 starters, from a squad that posted a 19-14 overall record, including a fifth-place finish in the Summit League with a 9-7 mark.

► South Dakota is averaging 84 points on 45.5 percent shooting, including 31.7 percent from 3-point range, while allowing 81.8 points on 50.3 percent shooting, including 32.6 percent from 3-point range. The Coyotes are out-rebounding by their opponents, 37.2 to 33.3, and turn the ball over just 13.1 times per game. They are shooting 72.4 percent from the free throw line.

► USD is among the best in getting and making its free throws, ranking third in makes (21.5) and fifth in attempts (29.8). The team is also 21st in offensive rebounds at 14.5 per game. Junior **Isaac Bruns** leads the nation in field goal attempts (196) and free throws (87), while he is second in total points (269) and free throw attempts (106).

► The Coyotes are a balanced scoring team with 4 players averaging in double figures led by a prolific scorer in junior **Isaac Bruns**, who ranks second in points (269) and 23rd in points/game (20.7 ppg.). He is connecting on 42.9 percent from the field and 82.1 percent from the line to go with 4.8 rebounds, 1.1 assists and 1.2 steals per game. Junior **Jordan Crawford** is averaging 12 points to go with a team-best 18 steals. Senior **Cameron Fens** is averaging 10.9 points on a team-high 53.8 percent shooting to go with team-bests in rebounding (6.7 rpg.) and total blocks (19), while freshman **Uzziah Buntyn** is averaging 10.3 points to go with a team-best 38 assists.

► South Dakota was picked fifth in the 9-team preseason The Summit League coaches poll. St. Thomas is the preseason favorite to win the league.

► Peterson is in his sixth season as a head coach, including his fourth at South Dakota. He won 52 games in 2 seasons at Williston State at the junior college level from 2012-14 before becoming an assistant at South Dakota (2014-18), Utah State (2018-21) and Utah (2021-22). After 12-win seasons in years one and two, he won 19 games last season.

SERIES HISTORY

► K-State is 10-0 all-time vs. South Dakota with all 10 victories coming in Manhattan. This is the fifth such meeting at Bramlage Coliseum with the Wildcats winning matchups in 2010, 2012, 2013 and 2015.

► K-State is 56-3 all-time vs. current members of the Summit League, including a 49-0 mark in games played at home.

LAST 5 MEETINGS [5-0]

| Date | Rank | Result | Score | Location |
|------------|------|--------|-------|-----------|
| 11/29/1986 | —/— | W | 95-45 | Manhattan |
| 1/3/2010 | —/— | W | 91-69 | Manhattan |
| 12/31/2012 | —/— | W | 70-50 | Manhattan |
| 12/10/2013 | —/— | W | 64-62 | Manhattan |
| 11/20/2015 | —/— | W | 93-72 | Manhattan |

LAST MEETING:

K-STATE 93, SO. DAKOTA 72 (Nov. 20, 2015)

► K-State used a big second-half performance to rebound from a halftime deficit, as the Wildcats earned a 93-72 win over South Dakota in their last meeting on Nov. 20, 2015. The Wildcats scored 54 points on 55.6 percent shooting in the second half after trailing 42-39 at the break. Four players scored in double figures led by 18 points from **Barry Brown Jr.**

LAST TIME OUT

K-STATE 83, CREIGHTON 76

► Sophomore **David Castillo** scored six of his game-high 19 points in the last two minutes to help K-State hold off a furious Creighton rally in an 83-76 win on Saturday afternoon before 16,657 fans at CHI Health Center Omaha.

► K-State (7-4) earned its first win in a non-conference road game since a 75-60 victory at LSU on Dec. 9, 2023, snapping a 4-game losing streak. The Wildcats posted just their third all-time win in 10 visits to Omaha (1969, 1987 and 2025) while running their winning streak over the Bluejays to 4 games.

► Buoyed by a near record-setting 51-point first-half, K-State led by as many as 20 points in the early moments of the second half before Creighton (5-5) slowly chipped away at the deficit, closing to within 73-70 with 2:41 to play. However, Castillo saved his best for clutch time, scoring six of the Wildcats' last 10 points while adding an assist. It marked the fourth straight game in double figures for the sophomore, including the second in a row off the bench with 19 points.

► After Bluejay senior **Josh Dix** missed a 3-pointer that would have tied the game with 2:10 left, Castillo grabbed the rebound and converted on a driving layup. Following another 3-point miss, Castillo drove the lane, feeding senior **Khamari McGriff** on a lob dunk to put the Wildcats ahead 77-70 with 1:21 left. Castillo then knocked down 2 free throws for a 79-73 lead with 50 seconds remaining before finishing things off with a breakaway dunk with 18 seconds.

► Castillo was one of four Wildcats to score in double figures, collecting his 19 points on 7-of-11 field goals, including 2-of-4 from 3-point range, while making all 3 free throws. Omaha native junior **Abdi Bashir Jr.** put on a show for the hometown crowd with 18 points on 6 made 3-pointers, including 15 points in the first half when he eclipsed 1,000 career points.

► McGriff and junior **P.J. Haggerty** added 12 and 10 points, respectively, while senior **Nate Johnson** had game-highs in both assists (6) and steals (4) go with 8 points. Junior **Elias Rapieque** posted 9 points and 6 rebounds.

► K-State led by as many as 18 points in the first half, including 51-33 at the break, as the Wildcats connected on 59.4 percent (19-of-32) from the field, including 64.7 percent (11-of-17) from 3-point range. The 11 made 3-pointers tied for the second-most in any half in school history.

POSTGAME NOTES

► K-State now leads the all-time series, 9-8, in this, the first regular-season meeting since 1987... It was just the third-ever win in Omaha.

► K-State's 11 3-point field goals in the first half tied for the second-most in any half, including the most in a first half since hitting 11 vs. West Virginia on Feb. 26, 2024... Only the 14 in the second half vs. Fresno State in 1994 were more.

► K-State controlled all the specialty stats, including an 8-2 advantage in points off turnovers, 34-24 in points in the paint and 26-17 in bench points.

► K-State out-rebounded Creighton, 42-35, with 15 offensive rebounds leading to a 16-11 edge in second-chance points.

CASTILLO'S IMPROVEMENT

► Junior **David Castillo's** game-high 19 points in the win over Creighton (12/13/25) further illustrated the improvement that he has made in his second season, as he ranks second on the team in scoring (13.5 ppg.) while connecting on 49 percent (51-of-104) from the field, including 42.4 percent (25-of-59) from 3-point range, and 80.8 percent (21-of-26) from the free throw line.

► Castillo has nearly doubled his point total (77 to 148) from his freshman year, while also posting 7 double-digit scoring games, including 4 in a row. He scored a career-high 22 points vs. Bowling Green (12/1/25) on 8-of-15 shooting.

QUOTING JEROME TANG

I'm really pleased with how we started the game but also excited that we were able to make some stops when they made their run.

■ OFFENSE OFF TO FAST START

MOST POINTS THROUGH 11 GAMES

► After scoring 80 or more points in 7 of 11 games, including 5 games of 90 or more points, the Wildcats continued their fast offensive start. The squad is averaging 86.4 points on 48.4 percent (337-of-696) shooting, including 40.5 percent (119-of-294) from 3-point range, and 71.0 percent (157-of-221) from the free throw line.

► The 950 points are the most points through the first 11 games of a season, surpassing the 944 scored by the 1997-98 squad. The 108 points vs. Mississippi Valley marked the 42nd 100-point game in school history, including the fourth under head coach **Jerome Tang**.

- 950, 2025-26 (94, 98, 99, 84, 98, 85, 69, 66, 67, 108 and 83 points)
- 944, 1997-98 (93, 89, 89, 71, 101, 90, 67, 76, 70, 87 and 111 points)
- 903, 2009-10 (92, 82, 80, 74, 83, 70, 83, 86, 71, 95 and 87 points)
- 879, 1991-92 (103, 90, 115, 59, 99, 75, 65, 79, 71, 34 and 89 points)
- 877, 2008-09 (96, 88, 82, 69, 83, 72, 63, 70, 74, 107 and 73 points)

HAGGERTY JOINS ELITE COMPANY

► After his 27-point performance vs. Nebraska, junior **P.J. Haggerty** became the first Wildcat to open a season with 6 consecutive games of 20 or more points, eclipsing a record shared with **Michael Beasley** in 2007-08. His 250 points are also the second-most by a player through the first 11 games and the most since Beasley's 289 points.

HAGGERTY SCORES 37 VS. MSU

► Junior **P.J. Haggerty** scored a season-high 37 points in the win over Mississippi State (11/20/25), which were the most scored by a player under head coach **Jerome Tang** and the most since **Barry Brown Jr.** had 38 points against Oklahoma State on Jan. 10, 2018.

HAGGERTY HAS RARE 30-10 GAME

► Junior **P.J. Haggerty** had 31 points and a career-tying 10 rebounds vs. Tulsa (11/17/25) to become the first Wildcat since **Michael Beasley** in 2008 to post a rare 30-point, 10-rebound double-double. He scored 27 of his 31 points in the second half, which are the fifth-most in any half.

MOST POINTS AT BRAMLAGE

► K-State's 99-96 win over Cal on Nov. 13 made history, as the 195 combined points were the most-ever in Bramlage Coliseum, surpassing the 194 scored between K-State (106) and Marshall (88) on Dec. 2, 1995.

► K-State posted the highest field goal percentage of the **Jerome Tang** era, as the Wildcats hit on 64.4 percent. It was the highest field goal percentage since 66.0 percent vs. Wake Forest on March 14, 2017.

TRIO OF 'CATS POST 20-POINT GAMES

► K-State had three players record 20-point games in the win over Cal, as junior **P.J. Haggerty** led the way with 23 points to go with 21 from senior **Khamari McGriff** and 20 from senior **Nate Johnson**.

► The trio is the first to each have 20-point games since **Dean Wade** (34 points), **Kamau Stokes** (23 points) and **Barry Brown Jr.** (21 points) did it against Iowa State on Dec. 29, 2017.

MCGRIFF, CASTILLO GO PERFECT

► Two Wildcats - senior **Khamari McGriff** and sophomore **David Castillo** - each went perfect from the field, becoming the 24th and 25th players in school history to go perfect from the field on 5 or more field goals in the 98-71 win over Bellarmine on Nov. 8.

► Castillo scored a career-high 19 points on 7-of-7 shooting, including 5-of-5 from 3-point range, while McGriff totaled 16 points on 8-of-8 field goals. Castillo is just the eighth Wildcat to go 5-of-5 from beyond the arc, including his high school coach **Clent Stewart** who was in the crowd.

HOW THE ‘CATS WERE BUILT

‘CATS WELCOME 10 NEWCOMERS, INCLUDING 5 DIVISION I TRANSFERS

► K-State brought in one of the top transfer classes with 10 newcomers, including 5 Division I transfers, 4 players from the international ranks and 1 true freshman. The class has been rated nationally as high as No. 4 by *247Sports* and No. 20 by *On3*.

► Among the 10 newcomers are 5 Division I transfers, including **Abdi Bashir Jr.** (Monmouth), **P.J. Haggerty** (Memphis), **Marcus Johnson** (Bowling Green), **Nate Johnson** (Akron) and **Khamari McGriff** (UNC Wilmington). Haggerty, N. Johnson and McGriff were on teams that advanced to the NCAA Tournament in 2024-25.

► The 4 international additions include the school’s first-ever players from Italy (**Dorin Buca**), Serbia (**Andrej Kostic**) and Germany (**Elias Rapieque**). The fourth international player - **Stephen Osei** - from Toronto played at the junior college level at Casper College in Wyoming.

► Haggerty is coming off a career year at Memphis, in which, he became the first Tiger since 2008 to be named an AP All-American while earning consensus Second Team All-American honors. The AAC Player of the Year ranked third nationally in both scoring (21.7 ppg.) and total points (759).

► Johnson became the first Akron player to be named both the MAC Player and Defensive Player of the Year in the same season and the first since Ball State’s **Bonzi Wells** in 1998.

► Bashir was one of the top scorers in the NCAA in 2024-25, leading the CAA in scoring at 20.1 points per game while leading the nation in 3-point field goals per game (3.85) and second in total 3-pointers (127).

► McGriff was one of the top sixth men in the CAA at UNC Wilmington, where he was part of 99 wins and 3 conference championships.

► A member of the German U18 and U20 National Teams, Rapieque played in 53 games with ALBA Berlin in 2024-25 between the EuroLeague (27 games) and the German Basketball Bundesliga (26 games).

► Kostic was a member of the Serbia U18 and U19 National Teams, winning the gold medal at the 2023 European U18 Championship and the silver medal at the 2024 European U18 Championship.

► The lone freshman - **Exavier Wilson** - was a 3-time all-state selection and scored more than 1,700 career points in his prep career.

NON-CONFERENCE SUCCESS

| Year | Overall | Home | Bramlage |
|--------------|----------------------|----------------------|----------------------|
| 2006-07 | 11-4 | 7-0 | 7-0 |
| 2007-08 | 10-4 | 8-1 | 7-1 |
| 2008-09 | 12-3 | 11-0 | 10-0 |
| 2009-10 | 13-1 | 9-0 | 8-0 |
| 2010-11 | 12-3 | 9-1 | 8-1 |
| 2011-12 | 11-1 | 7-0 | 6-0 |
| 2012-13 | 11-2 | 9-0 | 8-0 |
| 2013-14 | 10-3 | 7-1 | 7-1 |
| 2014-15 | 7-6 | 6-2 | 5-2 |
| 2015-16 | 11-2 | 8-0 | 8-0 |
| 2016-17 | 11-2 | 8-0 | 8-0 |
| 2017-18 | 11-2 | 8-1 | 8-0 |
| 2018-19 | 10-3 | 7-0 | 6-0 |
| 2019-20 | 7-6 | 6-2 | 6-1 |
| 2020-21 | 4-5 | 4-5 | 4-5 |
| 2021-22 | 8-5 | 6-1 | 6-1 |
| 2022-23 | 12-1 | 8-0 | 7-0 |
| 2023-24 | 10-3 | 8-1 | 7-1 |
| 2024-25 | 7-6 | 4-2 | 4-1 |
| 2025-26 | 7-4 | 5-2 | 5-2 |
| Total | 195-66 (.746) | 151-20 (.883) | 135-16 (.894) |

SUCCESS IN NON-CONFERENCE PLAY

- K-State has posted a 195-66 (.746) record in non-conference play since the 2006-07 season. During that span, the Wildcats have a 151-20 (.883) mark at home venues (includes games played at Bramlage Coliseum, INTRUST Bank Arena in Wichita and the T-Mobile Center in Kansas City) in non-conference play, including a 135-16 (.894) mark at Bramlage Coliseum.
- K-State’s 12-1 non-conference mark in 2022-23 was the best since the 2009-10 team went a program-best 13-1. Last season, the team went 7-6 in non-conference play, including 4-1 in Bramlage Coliseum.

1750 WINS AND COUNTING

- K-State is one of the winningest programs in Division I history, as the Wildcats have posted a 1,763-1,259 (.583) all-time record which includes 32 NCAA Tournament appearances and 21 conference championships. The 1,763 wins are the 43rd-most in Division I history (one shy of Virginia in 42nd), including the seventh-most among current Big 12 schools.

TANG ADJUSTS COACHING STAFF

- Head coach **Jerome Tang** adjusted his coaching staff during the offseason, adding veteran head coach **Matthew Driscoll** as associate head coach as well as acclaimed player development coach **Bill Peterson** as an assistant coach and **Chase Driscoll** as director of video and analytics.
- The winningest coach in both North Florida and Atlantic Sun Conference history during a 16-year stint (2009-25) with the Ospreys, Driscoll joined the staff on May 23. He won 248 games at North Florida, including 144 in ASUN play, while guiding the school to 3 regular-season championships and the league’s tournament championship and a NCAA Tournament bid in 2015.
- Driscoll’s relationship with Tang dates back more than 20 years, as the two coached alongside each other for 6 seasons (2003-09) at Baylor as original members of head coach **Scott Drew’s** staff.
- Peterson has served in various capacities in the NBA, including the Golden Warriors, Dallas Mavericks and Milwaukee Bucks. He has mentored over 20 NBA players, including Hall of Famers **Dirk Nowitzki**, **Steve Nash** and **Karl Malone**. He also has a combined 10 years of head coaching experience at the NAIA, Division II and G-League levels in his 47-year coaching career.
- Peterson coached alongside Tang while at Baylor from 2017-22, where they helped guide the Bears to the 2021 NCAA Championship.
- **Chase Driscoll** joined the staff on May 13 after serving as an assistant coach and director of operations for his father, Matthew, at North Florida.

BAYLOR NORTH

- With the additions of associate head coach **Matthew Driscoll** and assistant coach **Bill Peterson**, **Jerome Tang** tapped into his coaching history, as all three were on staff at Baylor. Tang and Driscoll were part of **Scott Drew’s** first staff from 2003-09, while Tang and Peterson helped the Bears to the 2021 NCAA title while together on staff from 2017-22.
- Driscoll and Peterson aren’t the only K-State staffers with Baylor ties, as director of player development **Austin Carpenter** was a graduate assistant for Tang with the Bears from 2020-22, while current graduate assistants **Henry Dugat** and **Mark Vital Jr.** are among the best players in Baylor history.
- Dugat is one of five players known as “The Foundation” that was inducted into the Baylor Athletics Hall of Fame in 2021. He was part of Drew’s first two recruiting classes that led to Bears’ historic turnaround. He still ranks in the top 20 all-time in program history with 1,229 career points.
- Vital was a 3-time All-Big 12 selection and a member of Baylor’s 2021 National Championship team, playing in 126 games with 105 starts.

NATIONAL POLLS

THE ASSOCIATED PRESS POLL

Updated: Dec. 15, 2025

| Rank | School | Record | Points | Prv |
|------|----------------|--------|--------|-----|
| 1. | Arizona (42) | 9-0 | 1500 | 1 |
| 2. | Michigan (15) | 10-0 | 1470 | 2 |
| 3. | Duke (3) | 10-0 | 1406 | 3 |
| 4. | Iowa State (1) | 11-0 | 1336 | 4 |
| 5. | UConn | 10-1 | 1286 | 5 |
| 6. | Purdue | 10-1 | 1195 | 6 |
| 7. | Gonzaga | 10-1 | 1109 | 8 |
| 8. | Houston | 10-1 | 1079 | 7 |
| 9. | Michigan State | 9-1 | 1037 | 9 |
| 10. | BYU | 9-1 | 1017 | 10 |
| 11. | Louisville | 9-1 | 921 | 11 |
| 12. | North Carolina | 9-1 | 794 | 14 |
| 13. | Vanderbilt | 10-0 | 766 | 15 |
| 14. | Arkansas | 8-2 | 726 | 17 |
| 15. | Nebraska | 11-0 | 655 | 23 |
| 16. | Alabama | 7-3 | 644 | 12 |
| 17. | Kansas | 8-3 | 502 | 19 |
| 18. | Illinois | 8-3 | 483 | 13 |
| 19. | Texas Tech | 7-3 | 314 | 16 |
| 20. | Tennessee | 7-3 | 286 | 20 |
| 21. | Auburn | 8-3 | 283 | 21 |
| 22. | St. John’s | 6-3 | 250 | 22 |
| 23. | Virginia | 9-1 | 200 | 24 |
| 24. | Florida | 6-4 | 200 | 18 |
| 25. | Georgia | 9-1 | 82 | — |

Other receiving votes: USC 68, Iowa 47, **Seton Hall 46**, LSU 19, Kentucky 19, UCLA 16, Clemson 14, **California 13**, Saint Mary’s 12, Villanova 5, **Arizona State 5**, Miami 4, Miami (OH) 4, Notre Dame 4, **Indiana 4**, Utah State 2, Wisconsin 1, Saint Louis 1.

USA TODAY COACHES POLL

Updated: Dec. 15, 2025

| Rank | School | Record | Points | Prv |
|------|----------------|--------|--------|-----|
| 1. | Michigan (16) | 10-0 | 759 | 1 |
| 2. | Arizona (14) | 9-0 | 755 | 2 |
| 3. | Duke (1) | 10-0 | 714 | 3 |
| 4. | Iowa State | 11-0 | 659 | 4 |
| 5. | UConn | 10-1 | 641 | 5 |
| 6. | Purdue | 10-1 | 600 | 6 |
| 7. | Gonzaga | 10-1 | 574 | 7 |
| 8. | Houston | 10-1 | 551 | 8 |
| 9. | Michigan State | 9-1 | 521 | 9 |
| 10. | BYU | 9-1 | 511 | 10 |
| 11. | Louisville | 9-1 | 473 | 11 |
| 12. | Vanderbilt | 10-0 | 390 | 14 |
| 13. | North Carolina | 9-1 | 362 | 15 |
| 14. | Arkansas | 8-2 | 347 | 17 |
| 15. | Nebraska | 11-0 | 321 | 22 |
| 16. | Alabama | 7-3 | 306 | 12 |
| 17. | Kansas | 8-3 | 267 | 19 |
| 18. | Illinois | 8-3 | 232 | 13 |
| 19. | Texas Tech | 7-3 | 175 | 16 |
| 20. | St. John’s | 6-3 | 155 | 21 |
| 21. | Florida | 6-4 | 140 | 18 |
| 22. | Virginia | 9-1 | 134 | 25 |
| 23. | Tennessee | 7-3 | 129 | 20 |
| 24. | Auburn | 8-3 | 112 | 24 |
| 25. | Iowa | 9-2 | 71 | 23 |

Other receiving votes: Georgia 43, USC 32, UCLA 13, **Seton Hall 12**, SMU 9, Kentucky 9, Utah State 8, Saint Mary’s 6, **Oklahoma State 6**, Saint Louis 6, LSU 6, **Colorado 6**, Yale 5, Wisconsin 4, Virginia Tech 4, Clemson 2, Ohio State 2, Missouri 2, NC State 1.

TRACKING K-STATE IN THE POLLS

| | AP | Coaches |
|-------|----|---------|
| Pre | rv | rv |
| 11/10 | rv | rv |
| 11/17 | rv | — |
| 11/24 | — | — |
| 12/1 | — | — |
| 12/8 | — | — |
| 12/15 | — | — |
| 12/22 | | |
| 12/29 | | |
| 1/5 | | |
| 1/12 | | |
| 1/19 | | |
| 1/26 | | |
| 2/2 | | |
| 2/9 | | |
| 2/16 | | |
| 2/23 | | |
| 3/2 | | |
| 3/9 | | |
| Final | | |

WILDCATS VS. RANKED TEAMS

K-State has played over 400 games vs. ranked teams in their history, posting a 138-299 (.316) record, including 28-85 (.248) vs. the top-5, 56-150 (.272) vs. the top-10 and 80-211 (.275) vs. top-15.

K-State has 45 wins vs. ranked foes in the last 13 seasons, including 17 vs. the top 10 (one over No. 1), and 34 Top 25 wins at home.



PLAYER NOTES

HAGGERTY AMONG THE BEST

- Junior **P.J. Haggerty** is the among the best players to transfer to K-State, as he is coming off a career-best year in 2024-25, in which, he became the first Memphis Tiger since 2008 to be named an AP All-American while becoming the first Division I player to average at least 21.5 points, 5.5 rebounds, 3.5 assists and 1.5 steals per game to go with 6.5 free throws per game since **Ja Morant** in 2018-19. He is the only Division I player to average at 21 points, 5.5 rebounds, 3.5 assists and 1.5 steals per game in each of the last 2 seasons.
- Haggerty ranked third nationally in both scoring (21.7 ppg.) and total points (759) in 2024-25, while his 759 points were an AAC single-season record and the most since **Dajuan Wagner** (762) set the school season record in 2001-02.
- Haggerty was a consensus Second Team All-American in his lone season at Memphis, while was just the second Tiger to be named the AAC Player of the Year as well as Most Outstanding Player at the AAC Tournament. He was also a finalist for the Jerry West Shooting Guard of the Year award, the Wooden Award and the Riley Wallace Award as the most impactful transfer.
- Haggerty, who has also made stops at TCU (2022-23) and Tulsa (2023-24), has scored more than 1,600 points (1,683) in his college career, connecting on 48.6 percent from the field and 78.3 percent from the free throw line. He has scored in double figures in 75 of 83 career games with 30 games of 25 or more points, including five 30-point games and one 40-point game. He scored a career-high 42 points vs. Wichita State on March 14.

HAGGERTY’S PRESEASON ACCOLADES

- 2025-26 Wooden Award Watch List
- 2025-26 Oscar Robertson Trophy Watch List
- 2025-26 Jersey Mike’s Naismith College Player of the Year Watch List
- 2025-26 NABC Preseason Division I Player of the Year Watch List
- 2025-26 Jerry West Award Preseason Watch List (one of 20)
- 2025-26 Jay Bilas Preseason First Team All-American
- 2025-26 @CBB Analytics Preseason First Team All-American
- 2025-26 CBS Sports Preseason Third Team All-American
- 2025-26 *The Field of 68* Preseason Third Team All-American

HAGGERTY ALSO GREAT AT LINE

- In addition to his scoring prowess, **P.J. Haggerty** is also great at getting to the free throw line, as he ranked in the top-3 nationally in both free throws made and attempted in the past 2 seasons, including second in attempts (309) and third in makes (237) in 2023-24 while playing at Tulsa and second in both makes (224) and attempts (274) in 2024-25 while at Memphis.
- Haggerty has made 529 free throws on 676 attempts in the past 4 seasons, averaging nearly 7 makes on nearly 9 attempts in his last 83 games played.
- Last season, Haggerty connected on 81.8 percent from the free throw line with an AAC-best 224 makes on 274 attempts. He went perfect from the line in 6 games, including 14-of-14 vs. Tulane on March 15 in the AAC Tournament. He made 27 straight free throws at one point during the season.
- Haggerty drew 7.9 fouls per 40 minutes as a sophomore at Tulsa in 2023-24, finishing behind only National Player of the Year **Zach Edey** with 309 free throw attempts, while his 237 free throws were the third-most in the country.

BASHIR GOOD FROM 3

- Junior guard **Abdi Bashir Jr.** is among the best returning 3-point shooting in the country, as he led the NCAA in 3-point field goals/game (3.85) while he was second in total 3-point field goals (127) and 3-point field goals attempted (332) in 2024-25. He broke both the Monmouth and CAA (Coastal Athletic Association) single-season record for 3-pointers (327).
- Bashir connected on a career-high 10 3-pointers in his 38-point performance against Rutgers on Nov. 18, 2024. The 10 treys tied for the second-most in Monmouth history. He made at least 5 3-pointers in 13 games, while he had 8 triples in back-to-back games vs. Northeastern (2/24/25) and Elon (2/27/25).
- Bashir has made 219 3-point field goals in his 77-game college career on 39.7 percent shooting, which is nearly 3 made 3-pointers per game. He leads the team with 41 makes so far this season on 46.6 percent shooting. His 7 made 3-pointers vs. Nebraska (11/21/25) tied for the sixth-most ever in a game while he has at least 2 3-pointers in 10 of 11 games with 4 or more in 6 games.
- As a sophomore, Bashir led Monmouth and the CAA in scoring at 20.1 points per game, while he was 16th in scoring and 25th in total points (663) in the NCAA. He posted five 30-point games, which tied for the most in program history, while he scored 20 or more points in 13 other contests.
- Bashir eclipsed 1,000 career points with his second of a game-high 6 made 3-pointers in his hometown of Omaha in the win at Creighton (12/13/25).

BASHIR ALSO A TWIN

- Junior **Abdi Bashir Jr.** and his brother **Abdul** are among 9 sets of twins playing Division I basketball in 2025-26, including one of 3 sets of identical twins (Illinois’ **Tomislav** and **Zvonimir Ivisic** and Texas State’s **Dimp** and **Ky Pernel**). They also one of 3 sets playing at different schools, joining **Ethan** (Air Force) and **Eli** (Le Moyne) **Greenberg** and **Tajuan** (Seton Hall) and **Takai** (Oregon) **Simpkins**.

TWINS PLAYING DIVISION I BASKETBALL

- **Abdi and Abdul Bashir** (K-State, Auburn)
- **Micah** and **Marley Curtis** (North Dakota)
- **Cameron** and **Cayden Boozer** (Duke)
- **Dominykas** and **Dovydas Butka** (Campbell)
- **Ethan** and **Eli Greenberg** (Air Force, Le Moyne)
- **Tomislav** and **Zvonimir Ivisic** (Illinois)
- **Dimp** and **Ky Pernel** (Texas State)
- **Tajuan** and **Takai Simpkins** (Seton Hall, Oregon)
- **Donny** and **MJ Yeager** (Oakland)

INTERNATIONAL FLAIR

- K-State’s 5 international players are the most on any Wildcat team in school history, which includes juniors **Dorin Buca** (Perugia, Italy), **Mobi Ikegwuruka** (Galway, Ireland) and **Elias Rapieque** (Berlin, Germany), sophomore **Stephen Osei** (Toronto, Ontario) and freshman **Andrej Kostic** (Belgrade, Serbia).
- Buca, Kostic and Rapieque are the first-ever players from their respective countries, while the trio joins Ikegwuruka among 7 players from Europe.

■ SITUATIONAL STATS UNDER TANG

| | '25-26 | Overall |
|--|--------|---------|
| Overall | 7-4 | 68-46 |
| Big 12 play | 0-0 | 28-28 |
| At Home | 5-2 | 46-12 |
| At Bramlage Coliseum | 5-2 | 44-11 |
| On the Road | 1-1 | 10-26 |
| At Neutral Sites | 1-1 | 12-8 |
| In Overtime | 0-0 | 12-1 |
| vs. Top 25 teams | 0-1 | 16-17 |
| vs. Top 10 teams | 0-0 | 7-6 |
| In games decided by 3 points or less | 2-1 | 11-10 |
| In games decided by 4-5 points | 0-0 | 10-4 |
| In games decided by 6-10 points | 1-0 | 18-8 |
| In games decided by 11-19 points | 0-3 | 15-20 |
| In games decided by 20 or more points | 4-0 | 14-4 |
| Scoring first | 5-2 | 48-23 |
| Leading at the Half | 6-0 | 48-9 |
| Tied at the Half | 0-0 | 2-2 |
| Trailing at the Half | 1-4 | 18-35 |
| K-State shoots 50% or better | 5-0 | 25-3 |
| K-State shoots less than 50% | 2-4 | 43-43 |
| K-State shoots better than opponent | 7-0 | 54-10 |
| Opponent shoots 50% or better | 1-1 | 4-11 |
| Opponent shoots less than 50% | 6-3 | 61-35 |
| K-State out-rebounds opponent | 6-1 | 42-17 |
| Opponent out-rebounds K-State | 1-2 | 19-27 |
| K-State shoots 70% or better from FT Line | 5-2 | 44-22 |
| K-State has more FT attempts | 2-3 | 42-14 |
| Opponent has more FT attempts | 2-1 | 22-31 |
| K-State shoots 40% or better from 3-pt range | 6-1 | 25-8 |
| K-State makes at least 6 3-pt FGs | 6-4 | 51-34 |
| K-State has more turnovers than opponent | 2-3 | 29-29 |
| K-State has less turnovers than opponent | 3-1 | 31-12 |
| K-State equals opponent in turnovers | 2-0 | 8-5 |
| K-State scores 100-plus points | 1-0 | 4-0 |
| K-State scores 90-99 points | 4-0 | 12-0 |
| K-State scores 80-89 points | 2-1 | 17-4 |
| K-State scores 70-79 points | 0-0 | 22-10 |
| K-State scores 60-69 points | 0-3 | 12-20 |
| K-State scores 50-59 points | 0-0 | 2-11 |
| K-State scores less than 50 points | 0-0 | 0-0 |
| Opponent scores 100-plus points | 0-0 | 1-0 |
| Opponent scores 90 or more points | 1-0 | 5-4 |
| Opponent scores 80-89 points | 1-3 | 3-14 |
| Opponent scores 70-79 points | 3-1 | 17-20 |
| Opponent scores 60-69 points | 1-0 | 22-9 |
| Opponent scores 50-59 points | 0-0 | 19-0 |
| Opponent scores less than 50 points | 1-0 | 2-0 |
| K-State has 2 in double figures | 0-1 | 46-30 |
| K-State has 3 in double figures | 2-2 | 50-28 |
| K-State has 4 in double figures | 5-0 | 36-13 |
| K-State has 5 in double figures | 0-1 | 12-1 |
| K-State has 6 in double figures | 0-0 | 4-0 |

■ SPECIAL NIGHT IN SEASON OPENER



- Junior **Nate Johnson** nearly made history in his first game in a Wildcat uniform, as he narrowly missed the school’s first triple-double in the 93-64 win over UNC Greensboro on Nov. 4, as he finished with 22 points on 8-of-11 field goals, including 6-of-7 from 3-point range, to go with 9 rebounds and 9 assists.
- Johnson’s 6 made 3-pointers are the most by a Wildcat in a season opener, while his 9 assists tie **Aaron Swartzendruber** vs. Kansas City in 1996 and **Larry Reid** vs. UTSA in 2000 for the most in an opener.
- Junior All-American candidate **P.J. Haggerty** (27 points) and Johnson (22 points) became the first duo to go over 20 points in a season opener in nearly 18 years since **Michael Beasley** and **Blake Young** went for 32 and 22 points, respectively, against Sacramento State on Nov. 9, 2007.

MOST POINTS IN A SEASON OPENER

- 45, Bob Boozer vs. Purdue, 1958
- 35, Wally Frank vs. South Dakota State, 1959
- 32, Dick Knostman vs. Drake, 1952
- 32, Michael Beasley vs. Sacramento State, 2007
- 31, Mike Evans vs. Northern Iowa, 1977
- 31, Norris Coleman vs. Chaminade, 1985
- 30, Mike Evans vs. Montana State, 1974
- 30, Larry Dassie vs. Vanderbilt, 1976
- 27, **P.J. Haggerty** vs. UNC Greensboro, 2025

- Haggerty’s 27 points, which came on 10-of-20 field goals and 6-of-7 free throws, are ninth-most by a Wildcat in an opener and the most since the aforementioned Beasley, who had 32 points in his first career game.
- Haggerty and Johnson became the first Wildcat duo to post 20-point games in any game since **Arthur Kaluma** (23) and **Cam Carter** (21) did it against No. 6/6 Iowa State on March 9, 2024.
- Junior **Abdi Bashir Jr.** was the other Wildcat to score in double figure, scoring all 16 of his points in the second half, hitting on 6-of-7 field goals, including 4-of-5 from 3-point range.
- The 93 points equaled the most by a **Jerome Tang**-team in a season opener (93 vs. UTRGV (11/7/22) and were the most since scoring 98 vs. Southern Utah on Nov. 14, 2014.
- K-State shot just over 50 percent (34-of-67) from the field, including 59.5 percent (22-of-37) in the second half, while hitting on 51.9 percent (14-of-27) from 3-point range. The 14 made 3-pointers tie for the seventh-most in any game and are the most-ever in a season opener.
- The Wildcats scored 60 of their 93 points in the second half, connecting on 59.5 percent from the field and 64.7 percent (11-of-17) from 3-point range. The 60-point second-half marked the 11th time that a Wildcat team has 60 or more points in a half and tied for the ninth-most points in any half.

AROUND THE

XII

BIG 12 PLAYERS OF THE WEEK

| | Player | Newcomer |
|-----------------|--|------------------------|
| Nov. 10 | Koa Peat, UofA | Koa Peat, UofA |
| | Christian Anderson, TxFech | |
| Starting Five - | Anderson, Peat, AJ Dybantsa, Baba Miller, Darryn Peterson | |
| Nov. 17 | Kingston Flemings, UH | Kingston Flemings, UH |
| Starting Five - | Flemings, AJ Dybantsa, Tamin Lipsey, Flory Bidunga, JT Toppin | |
| Nov. 24 | P.J. Haggerty, K-State | Koa Peat, UofA |
| Starting Five - | Haggerty, Peat, Jaden Bradley, Jamichael Stillwell, Tamin Lipsey | |
| Dec. 1 | Joshua Jefferson, ISU | Moe Odum, ASU |
| Starting Five - | Jefferson, Odum, Cameron Carr, Flory Bidunga, Brock Harding | |
| Dec. 8 | Milan Momcilovic, ISU | Tounde Yessoufou, BU |
| Starting Five - | Momcilovic, Yessoufou, Kingston Flemings, Parsa Fallah, Christian Anderson | |
| Dec. 15 | Melvin Council Jr., KU | Melvin Council Jr., KU |
| Starting Five - | Council, Braden Burries, AJ Dybantsa, JT Toppin, Honor Huff | |
| Dec. 22 | | |
| Starting Five - | | |
| Jan. 5 | | |
| Starting Five - | | |
| Jan. 12 | | |
| Starting Five - | | |
| Jan. 19 | | |
| Starting Five - | | |
| Jan. 26 | | |
| Starting Five - | | |
| Feb. 2 | | |
| Starting Five - | | |
| Feb. 9 | | |
| Starting Five - | | |
| Feb. 16 | | |
| Starting Five - | | |
| Feb. 23 | | |
| Starting Five - | | |
| Mar. 2 | | |
| Starting Five - | | |
| Mar. 9 | | |
| Starting Five - | | |

BIG 12 PRESEASON POLL

| Team (First-place Votes) | Points |
|--------------------------|--------|
| 1. Houston (14) | 224 |
| 2. BYU (1) | 204 |
| 3. Texas Tech | 200 |
| 4. Arizona (1) | 179 |
| 5. Iowa State | 170 |
| 6. Kansas | 163 |
| 7. Baylor | 137 |
| 8. Cincinnati | 120 |
| 9. K-STATE | 117 |
| 10. TCU | 90 |
| 11. West Virginia | 79 |
| 12. Oklahoma State | 77 |
| 13. Utah | 50 |
| 14. UCF | 39 |
| 15. Colorado | 37 |
| 16. Arizona State | 34 |

Preseason All-Big 12 First Team

*AJ Dybantsa, BYU
Ritchie Saunders, BYU
Emanuel Sharp, Houston
Joseph Tugler, Houston
*Milos Uzan, Houston
Tamin Lipsey, Iowa State
*Darryn Peterson, Kansas
PJ Haggerty, K-State
Christian Anderson, Texas Tech
*JT Toppin, Texas Tech

Preseason Speciality Awards

Preseason Player of the Year: JT Toppin, Texas Tech
Preseason co-Newcomer of the Year: LeJuan Watts, Texas Tech
Freshman of the Year: Darryn Peterson, Kansas

BIG 12 STANDINGS

| | SCHOOL | NET | W-L | Pct. | W-L | Pct. | H | A | N | Streak |
|---|----------------|-----|-----|------|------|-------|-----|-----|-----|--------|
| — | Iowa State | 5 | 0-0 | .000 | 11-0 | 1.000 | 6-0 | 1-0 | 4-0 | W11 |
| — | Arizona | 4 | 0-0 | .000 | 10-0 | 1.000 | 6-0 | 1-0 | 3-0 | W10 |
| — | BYU | 6 | 0-0 | .000 | 10-1 | .909 | 4-0 | 0-0 | 6-1 | W7 |
| — | Houston | 14 | 0-0 | .000 | 10-1 | .909 | 6-0 | 0-0 | 4-1 | W4 |
| — | Colorado | 48 | 0-0 | .000 | 10-1 | .909 | 8-0 | 0-1 | 2-0 | W2 |
| — | UCF | 41 | 0-0 | .000 | 9-1 | .900 | 7-1 | 1-0 | 1-0 | W8 |
| — | Oklahoma State | 69 | 0-0 | .000 | 9-1 | .900 | 7-0 | 0-0 | 2-1 | L1 |
| — | Baylor | 55 | 0-0 | .000 | 7-2 | .778 | 5-0 | 0-1 | 2-1 | W1 |
| — | Arizona State | 60 | 0-0 | .000 | 9-3 | .750 | 4-1 | 1-1 | 4-1 | L1 |
| — | Kansas | 13 | 0-0 | .000 | 9-3 | .750 | 4-1 | 1-1 | 4-1 | W3 |
| — | Texas Tech | 27 | 0-0 | .000 | 8-3 | .727 | 6-0 | 0-1 | 2-2 | W1 |
| — | TCU | 72 | 0-0 | .000 | 7-3 | .700 | 4-3 | 1-0 | 2-0 | W2 |
| — | West Virginia | 100 | 0-0 | .000 | 8-4 | .667 | 8-0 | 0-0 | 0-4 | L1 |
| — | Cincinnati | 116 | 0-0 | .000 | 7-4 | .636 | 7-1 | 0-1 | 0-2 | W1 |
| — | K-STATE | 61 | 0-0 | .000 | 7-4 | .636 | 5-2 | 1-1 | 1-1 | W2 |
| — | Utah | 150 | 0-0 | .000 | 7-4 | .636 | 6-1 | 0-1 | 1-2 | L1 |

BIG 12 STAT RANKINGS

Scoring

| Player | G | FG | 3FG | FT | Pts | AVG |
|--------------------------------|----|----|-----|----|-----|-------|
| 1. Haggerty, PJ - KState | 11 | 87 | 15 | 61 | 250 | 22.73 |
| 2. Toppin, JT - TTU | 10 | 95 | 4 | 25 | 219 | 21.90 |
| 3. Brown, Terrence - Utah | 11 | 76 | 15 | 71 | 238 | 21.64 |
| 4. Carr, Cameron - Baylor | 9 | 65 | 20 | 43 | 193 | 21.44 |
| 5. Dybantsa, AJ - BYU | 11 | 84 | 9 | 55 | 232 | 21.09 |
| 6. Anderson, Christian - TTU | 11 | 71 | 35 | 35 | 212 | 19.27 |
| 7. McHenry, Don - Utah | 11 | 66 | 26 | 45 | 203 | 18.45 |
| 8. Saunders, Richie - BYU | 11 | 66 | 28 | 39 | 199 | 18.09 |
| 9. Huff, Honor - WVU | 12 | 58 | 49 | 49 | 214 | 17.83 |
| 10. Yessoufou, Tounde - Baylor | 9 | 59 | 14 | 27 | 159 | 17.67 |

Rebounding

| Player | G | Off | Def | Total | AVG |
|--------------------------------|----|-----|-----|-------|-------|
| 1. Miller, Baba - UC | 9 | 22 | 77 | 99 | 11.00 |
| 2. Toppin, JT - TTU | 10 | 49 | 57 | 106 | 10.60 |
| 3. Awaka, Tobe - UA | 10 | 39 | 63 | 102 | 10.20 |
| 4. Dawes, Keanu - Utah | 11 | 25 | 77 | 102 | 9.27 |
| 5. Bidunga, Flory - KU | 12 | 34 | 77 | 111 | 9.25 |
| 6. Stillwell, Jamichael - UCF | 10 | 38 | 49 | 87 | 8.70 |
| 7. Punch, David - TCU | 10 | 17 | 64 | 81 | 8.10 |
| 8. Krivas, Motiejus - UA | 10 | 34 | 45 | 79 | 7.90 |
| 9. Skillings Jr., Dan - Baylor | 9 | 27 | 43 | 70 | 7.78 |
| 10. Cenac Jr, Chris - UH | 11 | 22 | 61 | 83 | 7.55 |

Scoring Offense

| Team | G | W-L | Pts | AVG |
|-------------------|----|------|-----|-------|
| 1. Iowa St. | 11 | 11-0 | 995 | 90.45 |
| 2. Arizona | 10 | 10-0 | 900 | 90.00 |
| 3. Oklahoma St. | 10 | 9-1 | 898 | 89.80 |
| 4. Baylor | 9 | 7-2 | 799 | 88.78 |
| 5. Colorado | 11 | 10-1 | 968 | 88.00 |
| 6. UCF | 10 | 9-1 | 873 | 87.30 |
| 7. Kansas St. | 11 | 7-4 | 950 | 86.36 |
| 8. BYU | 11 | 10-1 | 942 | 85.64 |
| 9. Texas Tech | 11 | 8-3 | 920 | 83.64 |
| 10. Utah | 11 | 7-4 | 888 | 80.73 |
| 11. Arizona St. | 12 | 9-3 | 965 | 80.42 |
| 12. Houston | 11 | 10-1 | 860 | 78.18 |
| 13. TCU | 10 | 7-3 | 777 | 77.70 |
| 14. Cincinnati | 11 | 7-4 | 831 | 75.55 |
| 15. West Virginia | 12 | 8-4 | 904 | 75.33 |
| 16. Kansas | 12 | 9-3 | 896 | 74.67 |

Scoring Defense

| Team | G | Pts | AVG |
|------------------|----|-----|-------|
| 1. Houston | 11 | 635 | 57.73 |
| 2. West Virginia | 12 | 731 | 60.92 |
| 3. Iowa St. | 11 | 696 | 63.27 |
| 4. Kansas | 12 | 762 | 63.50 |
| 5. BYU | 11 | 718 | 65.27 |
| 6. Cincinnati | 11 | 721 | 65.55 |
| 7. TCU | 10 | 668 | 66.80 |
| 8. Arizona | 10 | 674 | 67.40 |
| 9. UCF | 10 | 739 | 73.90 |
| 10. Texas Tech | 11 | 813 | 73.91 |
| 11. Arizona St. | 12 | 900 | 75.00 |
| 12. Colorado | 11 | 843 | 76.64 |
| 13. Kansas St. | 11 | 848 | 77.09 |
| 14. Oklahoma St. | 10 | 773 | 77.30 |
| 15. Utah | 11 | 869 | 79.00 |
| 16. Baylor | 9 | 715 | 79.44 |

Team Summaries

| Team | G | PF-PA | Avg score | Margin | FG-FGA | Pct. | 3FG-FGA | Pct. | FT-FTA | Pct. | RebF | RebA | Margin |
|---------------|----|---------|-----------|--------|---------|------|---------|------|---------|------|------|------|--------|
| Arizona | 10 | 900-674 | 90.0-67.4 | +22.60 | 325-617 | .527 | 64-168 | .381 | 186-255 | .729 | 428 | 297 | +13.10 |
| Arizona St. | 12 | 965-900 | 80.4-75.0 | +5.42 | 319-685 | .466 | 100-271 | .369 | 227-307 | .739 | 400 | 409 | -0.75 |
| BYU | 11 | 942-718 | 85.6-65.3 | +20.36 | 338-686 | .493 | 98-268 | .366 | 168-223 | .753 | 439 | 373 | +6.00 |
| Baylor | 9 | 799-715 | 88.8-79.4 | +9.33 | 277-580 | .478 | 76-215 | .353 | 169-227 | .744 | 351 | 296 | +6.11 |
| Cincinnati | 11 | 831-721 | 75.5-65.5 | +10.00 | 286-674 | .424 | 100-328 | .305 | 159-252 | .631 | 441 | 399 | +3.82 |
| Colorado | 11 | 968-843 | 88.0-76.6 | +11.36 | 337-655 | .515 | 79-199 | .397 | 215-289 | .744 | 410 | 339 | +6.45 |
| Houston | 11 | 860-635 | 78.2-57.7 | +20.45 | 316-700 | .451 | 102-297 | .343 | 126-168 | .750 | 433 | 372 | +5.55 |
| Iowa St. | 11 | 995-696 | 90.5-63.3 | +27.18 | 365-686 | .532 | 101-248 | .407 | 164-233 | .704 | 389 | 334 | +5.00 |
| Kansas | 12 | 896-762 | 74.7-63.5 | +11.17 | 315-688 | .458 | 90-263 | .342 | 176-237 | .743 | 480 | 424 | +4.67 |
| Kansas St. | 11 | 950-848 | 86.4-77.1 | +9.27 | 337-696 | .484 | 119-294 | .405 | 157-221 | .710 | 407 | 366 | +3.73 |
| Oklahoma St. | 10 | 898-773 | 89.8-77.3 | +12.50 | 313-644 | .486 | 73-229 | .319 | 199-264 | .754 | 414 | 351 | +6.30 |
| TCU | 10 | 777-668 | 77.7-66.8 | +10.90 | 270-599 | .451 | 74-228 | .325 | 163-227 | .718 | 349 | 325 | +2.40 |
| Texas Tech | 11 | 920-813 | 83.6-73.9 | +9.73 | 324-701 | .462 | 121-322 | .376 | 151-226 | .668 | 420 | 390 | +2.73 |
| UCF | 10 | 873-739 | 87.3-73.9 | +13.40 | 314-636 | .494 | 82-215 | .381 | 163-216 | .755 | 406 | 304 | +10.20 |
| Utah | 11 | 888-869 | 80.7-79.0 | +1.73 | 300-649 | .462 | 96-270 | .356 | 192-259 | .741 | 402 | 400 | +0.18 |
| West Virginia | 12 | 904-731 | 75.3-60.9 | +14.42 | 303-676 | .448 | 99-282 | .351 | 199-291 | .684 | 448 | 388 | +5.00 |

■ BIG WINS AT BRAMLAGE COLISEUM

Most memorable wins since the arena's opening in 1988.

Nov. 26, 1988 - K-State 81, Purdue 77

First-ever game in Bramlage Coliseum

First Points Scored by a Wildcat

Steve Henson, 3-pointer vs. Purdue (18:53 of first half)

Jan. 14, 1989 - No. 16 Kansas 75, K-State 74

The first overtime game in Bramlage Coliseum

Mar. 1, 1989 - K-State 76, No. 7 Missouri 75

The first Top 25 win at Bramlage Coliseum

Jan. 16, 1990 - K-State 66, No. 3 Oklahoma 51

The first Top 5 win at Bramlage Coliseum

Feb. 8, 1990 - K-State 65, No. 1 Missouri 58

The first win over a No. 1 team at Bramlage Coliseum

Dec. 8, 1992 - K-State 73, Ohio 72

The first overtime win at Bramlage Coliseum

Jan. 5, 1993 - K-State 79, La Salle 59

The 50th win at Bramlage Coliseum

March 17, 1994 - K-State 78, Mississippi State 67

The first postseason win at Bramlage Coliseum

March 24, 1994 - K-State 115, Fresno State 77

Askia Jones scores a school-record 62 points

Nov. 22, 1997 - K-State 89, Long Beach State 50

The 100th win at Bramlage Coliseum

Dec. 23, 2000 - K-State 86, No. 19 Iowa 78

K-State ends 8-game losing streak vs. Top 25 teams

Feb. 12, 2002 - K-State 69, Texas A&M 38

The 150th win at Bramlage Coliseum

Feb. 8, 2006 - K-State 66, Iowa State 63

The 200th win at Bramlage Coliseum

Jan. 7, 2008 - K-State 85, Savannah State 25

The fewest points allowed at Bramlage Coliseum

Jan. 30, 2008 - No. 22 K-State 84, No. 2 Kansas 75

The first win over Kansas at Bramlage Coliseum

Dec. 8, 2009 - K-State 71, Xavier 56

The 250th win at Bramlage Coliseum

Jan. 18, 2010 - K-State 71, No. 1 Texas 62

The second win over a No. 1 team at Bramlage Coliseum

Feb. 14, 2011 - K-State 84, No. 1 Kansas 68

The third win over a No. 1 team at Bramlage Coliseum

Feb. 25, 2013 - No. 13 K-State 75, Texas Tech 55

The 300th win at Bramlage Coliseum

Feb. 6, 2016 - K-State 80, No. 1 Oklahoma 69

The fourth win over a No. 1 team at Bramlage Coliseum

Jan. 21, 2017 - K-State 79, No. 7 West Virginia 75

The 350th win at Bramlage Coliseum

March 9, 2019 - No. 18 K-State 68, Oklahoma 53

K-State clinches a share of the Big 12 title

Jan. 15, 2022 - K-State 62, No. 19 Texas Tech 51

The 400th win at Bramlage Coliseum

Nov. 7, 2022 - K-State 93, UTRGV 59

Jerome Tang's first win at Bramlage Coliseum

Jan. 17, 2023 - No. 13 K-State 83, No. 2 Kansas 82 (OT)

The first OT win over Kansas at Bramlage Coliseum

Dec. 1, 2024 - K-State 120, UAPB 73

The most K-State points scored at Bramlage Coliseum

Nov. 13, 2025 - K-State 99, California 96

The most combined points in Bramlage Coliseum history

Dec. 6, 2025 - Seton Hall 78, K-State 67

The loss was the 600th game at Bramlage Coliseum



■ QUICK FACTS

Opened: Nov. 26, 1988

Groundbreaking: Oct. 18, 1986

Capacity: 11,010

Original cost: \$17.2 million

Building: The coliseum is named for the late 1935 K-State graduate and Junction City (Kan.) businessman

Fred Bramlage, who made the principle contribution.

All-Time Record: 446-155 (.743)

Conference Record: 180-123 (.594)

Big 12 Record: 149-98 (.603)

Record vs. Top 25: 54-75 (.419)

Record vs. Ranked Big 12: 50-72 (.410)

Record under Tang: 44-11 (.811)

4

Four No. 1 teams have gone down at Bramlage, including No. 1 Missouri in 1990, No. 1 Texas in 2010, No. 1 Kansas in 2011 and No. 1 Oklahoma in 2016.

44-11

K-State is 44-11 at Bramlage Coliseum under **Jerome Tang**, including 21-7 in Big 12 play. Tang is 13-4 at home vs. AP Top 25 opponents, including 4-2 in 2024-25.

54

K-State has defeated 54 ranked teams in the history of Bramlage Coliseum, including 51 ranked Big 12 foes.

307-98

K-State has tallied a 307-98 record at home since 2001-02, including 130 wins in Big 12 play. The 307 wins rank fourth among all Big 12 schools.

446

K-State has posted a 446-155 all-time record at Bramlage Coliseum since its opening in 1988-89. The 446 wins are the most at a home venue for the Wildcats.

BRAMLAGE COLISEUM
 38th season [1988-present]

Now in its 38th season of hosting Wildcat men's basketball, the **Fred Bramlage Coliseum** has carved its own niche in K-State's colorful history of basketball homes. In keeping with the tradition established by Nichols Gymnasium (1910-50) and Ahearn Field House (1950-88), the arena has given the team a deafening, winning environment since its opening in 1988.

Dubbed the "Octagon of Doom," K-State has posted a 446-155 (.743) all-time mark in its current home, including an emotional 81-77 win over Purdue (led by alumnus **Gene Keady**) in the facility's debut on Nov. 26, 1988. The 445 victories are the most at a home venue for the Wildcats, surpassing the previous mark of 378 wins at Ahearn Field House (1950-88).

K-State has earned double-digit victories in 29 of its 37 seasons at Bramlage Coliseum, including a streak of 18 consecutive seasons from 2001-19. Three times Wildcat teams have set the single-season mark with 16 wins in the arena, which came in the 2008-09, 2010-11 and 2012-13 seasons. The 2010-11 team set the high mark for highest winning percentage (16-1; .941) in a single season, which was then matched by the 2012-13 squad. The team recorded a 15-1 mark at home in 2022-23, which tied for the fewest losses in arena history.

K-State's home court advantage has been even better since the 2001-02 season, as the Wildcats have compiled a 307-98 (.759) record at Bramlage Coliseum, which includes a 177-21 (.901) mark in non-conference play. Among those 307 victories are 130 in Big 12 play, including 42 against ranked conference foes. In the last 24 seasons, the school has posted double-digit wins 21 times with an average of just over 12 home wins (12.7) per season.

Wins over Top 25 teams have also been a regular occurrence at Bramlage Coliseum since its opening with 54 ranked opponents falling to K-State, including 23 Top 10 opponents. Four No. 1 teams have been defeated during the arena's history, including No. 1 Missouri in 1990, No. 1 Texas in 2010, No. 1 Kansas in 2011 and No. 1 Oklahoma in 2016. The Wildcats have beaten at least one Top 25 opponent at Bramlage Coliseum every season since 2009-10.

The three Top 10 wins (No. 9 Baylor, No. 4 Kansas and No. 6 Iowa State) at Bramlage Coliseum in 2024 were a first in the arena's history. It surpassed the mark of two Top 10 wins set four times (1989-90, 2007-08, 2013-14, 2022-23).

In addition to wins, Bramlage Coliseum has also played host to some of the biggest crowds in the history of K-State basketball. The Wildcats have averaged better than 12,000 fans in 10 seasons since the doors to the arena opened in 1988-89, including a program-best 12,978 fans during that inaugural season.

Nine of the school's Top 10 attendance averages have come since 2006-07.

K-State has ranked among the NCAA's Top 40 nationally in attendance 13 times in the last 19 seasons, including a program-best 24th in 2012-13 (12,528) and 25th in both 2007-08 (12,529) and 2011-12 (12,783). In addition, the program has been rated 26th in 2006-07 (12,301), 2010-11 (12,652) and 2014-15 (12,549), 29th in 2013-14 (12,125) and 2016-17, 31st in 2009-10 (11,884), 32nd (11,903) in 2015-16 and 35th in 2018-19 (10,640).

K-State was one of 22 schools nationally and one of four Big 12 schools (Arizona, Iowa State and Texas Tech) to have both its men's and women's programs finish in the Top 40 nationally in average attendance in 2023-24, as the Wildcats finished 19th in women's basketball attendance with an average of 5,531 fans. The Wildcat women hosted NCAA First/Second Round action for the first time since 2017, selling out the arena for their Second Round matchup with Colorado.

Seating changes and construction has reduced capacity over the years to its current total of 11,010 for the 2025-26 season. The Wildcats sold out eight games and ranked 23rd nationally in percentage capacity at 87.57% as well as 39th in average (9,596) and total attendance (163,135) in 2022-23.



JEROME TANG

HEAD COACH

Charter Oak State '07

Fourth Season at K-State [68-46]

33rd Season Overall | 23rd Season in College



COACH OF THE YEAR

Jerome Tang, who was selected as the 2023 Werner Ladder Naismith Men's College Coach of the Year after guiding the Wildcats to a 26-win season and its 13th trip to the Elite Eight in his inaugural season, is set to start his fourth season as the 25th head men's basketball coach at K-State in 2025-26.

With his relentless passion, energy and positivity, Tang has re-energized a K-State program which had endured three consecutive losing seasons before his arrival in 2022-23. In his first 3 seasons, he has led the Wildcats to a 61-42 (.592) record, including 28 wins in Big 12 play, with consecutive postseason appearances (2023 NCAA Tournament, 2024 NIT) highlighted by the run to the Elite Eight. He is one of just 4 head coaches (**Lon Kruger**, **Frank Martin** and **Bruce Weber**) to help the Wildcats to the postseason in their first 2 seasons.

Among his 68 wins at K-State are 16 against teams ranked in the Top 25, including 7 Top 10 opponents. The 16 career Top 25 wins tie **Tex Winter** (1954-68) for the fourth-most in school history, while the 7 against Top 10 competition are also fourth all-time. Thirteen of the 16 ranked wins have come in the friendly confines of Bramlage Coliseum, where Tang is 44-11 (.811) overall, including 21-7 (.750) in Big 12 play and 13-4 (.765) against ranked foes. The 13 career home Top 25 wins are the second-most by a head coach in school history.

In addition to the wins over ranked teams, Tang's teams have also proved to be clutch in his short tenure, posting a 13-1 mark in overtime games, including an NCAA single-season record 7 such wins in 2023-24. The 12-game winning streak in overtime games was the second-longest such streak in Division I history since 1950 and the second-longest streak behind Florida State (14; 2018-present) and right ahead of Winthrop (10; 2017-present). Including his time as interim head coach at Baylor, Tang is now 13-1 in overtime games.

Tang has helped reestablish the "Octagon of Doom" as one of the toughest places to play in college basketball, as the Wildcats have played before nine sellouts while posting a 43-11 record at home with 13 wins over Top 25 foes, including a pair of top-5 wins over archrival Kansas, two over top-10 Baylor and No. 6/6 Iowa State. The 15 home wins in 2022-23 were the most in nearly a decade (2014-15) and tied for the second-most in the arena's 35-year history.

During a roller coaster 2024-25 season that included a 6-game losing streak followed by a 6-game winning streak in Big 12 play, K-State could not overcome a disappointing non-conference season, as the Wildcats finished with a 16-17 overall record, including a tie for ninth place with TCU in the new-look 16-team Big 12 with a 9-11 mark. Among the 16 wins were 10 over teams that advanced to the postseason (3 NCAA Tournament, 1 NIT and 6 College Basketball Crown), including ranked wins over No. 3/3 Iowa State, No. 13/13 Arizona, No. 16/17 Cincinnati, No. 16/17 Kansas and No. 23/23 West Virginia.

Despite losing a pair of All-Americans in **Keyontae Johnson** and **Markquis Nowell** as well as a third starter in **Nae'Qwan Tomlin** right before the season, Tang kept the Wildcats in the NCAA Tournament conversation until the very end of the 2023-24 season before receiving a bid to the NIT, where they lost in the first round at Iowa. The team posted a 19-15 record, which included a tie for ninth with Oklahoma in the new 14-team Big 12 with an 8-10 mark. Among the 19 wins were 10 over teams that advanced to the postseason, including No. 9/9 Baylor, No. 4/4 Kansas, No. 25/21 BYU and No. 6/6 Iowa State.

The victories over the Bears and Jayhawks came in overtime, as the Wildcats set a new Division I single-season record with 7 overtime wins, breaking the mark of 6 set by Wake Forest (1983-84), Chattanooga (1988-89) and Lafayette (2007-08). The 7 overtime wins also broke the school record of 5, set in 1992-93 and 2022-23, while it is the most overtime games in school history (5 total set in 1992-93 and 2022-23). The 6 overtime home wins are also a Division I record.

Armed with just two returning players, the Wildcats posted a 26-10 overall record in Tang's inaugural season, which included a tie for third place in the nation's most difficult conference – the Big 12 – with an 11-7 mark and the school's 13th appearance in the Elite Eight and the first since 2017-18. The 26 wins are the third-most in school history, trailing the school-record 29 in 2009-10 and the 27 in 2012-13, and just the eighth 25-win campaign. His 26 wins are the second-most by a first-year head coach in school history.

During the team's historic season, Tang coached a pair of All-Americans in 2023 Bob Cousy Award winner **Markquis Nowell** and forward **Keyontae Johnson**, who became the first duo in school history to each earn the recognition from The Associated Press when they were selected to the Third Team. Both players were named to the All-Big 12 First Team, while Johnson was the league's Newcomer of the Year. Nowell was selected as the winner of Cousy Award as the nation's top point guard by the Naismith Basketball Hall of Fame after he finished second nationally in assists/game (8.3 apg.), total assists (297) and total steals (92) while ranking in the top-15 in four others. He was chosen the East Regional Most Outstanding Player after guiding the Wildcats to the Elite Eight, averaging 23.5 points, 13.5 assists and 4.0 steals in his 4-game NCAA Tournament run, which included a tournament and school-record 19-assist performance in the win over Michigan State on March 23. Nowell was also named a Third Team All-American by *The Sporting News*, NABC and U.S. Basketball Writers Association.

Tang arrived at K-State on March 21, 2022 after a 19-year stint at Baylor (2003-22), where as an original member of **Scott Drew's** staff played an instrumental role in building the Bears' program from one rocked by scandal and NCAA probation into one of the nation's top programs highlighted by the 2021 NCAA Championship. He helped Baylor win 397 games, including 168 in Big 12 play, to go with 13 postseason appearances (10 NCAA Tournaments, 3 NITs).

JEROME TANG FILE

| | |
|------------|--------------------------------------|
| Experience | 33rd year [Fourth at K-State] |
| Date Hired | March 21, 2022 |
| Birthdate | October 7 |
| Hometown | San Fernando, Trinidad [West Indies] |
| Wife | Careylyen [Rey] |
| Children | Son Seven, Daughter Aylyn |
| | Adopted sons Lamar & Richard Hurd |

EDUCATION

► Charter Oak State College '07 [B.S., Emphasis in Leadership]

COACHING EXPERIENCE

- Heritage Christian Academy [Texas], Head Coach [1993-2003]
- Baylor, Assistant Coach [2003-17]
- Baylor, Associate Head Coach [2017-22]
- K-State, Head Coach [2022-present]

COACHING HONORS

- 1995 TAPPS Division A State Champion
- 1999 TAPPS Division A State Champion
- 2000 TAPPS Division A State Champion
- 2001 TAPPS Division A State Champion
- 2022 Texas Association of Basketball Coaches (TABC) Division I Men's Assistant Coach of the Year
- 2023 Big 12 Coach of the Year [league coaches/AP]
- 2023 NABC | USBWA District Coach of the Year
- 2023 Werner Ladder Naismith Men's Coach of the Year
- 2023 *College Hoops Today* National Coach of the Year
- 2023 Ben Jobe National Coach of the Year [finalist]
- 2023 Jim Phelan National Coach of the Year [finalist]
- 2023 Joe B. Hall National Coach of the Year [finalist]
- 2025 Jim Haney Master Coach Award [Nations of Coaches]

YEAR-BY-YEAR AS A HEAD COACH

| Year | School | Record (Conf.) | Postseason |
|-------------------------|---------|----------------------|------------------|
| 2022-23 | K-State | 26-10 (11-7/t-3rd) | NCAA Elite Eight |
| 2023-24 | K-State | 19-15 (8-10) | NIT First Rd. |
| 2024-25 | K-State | 16-17 (9-11) | — |
| 2025-26 | K-State | 7-4 (0-0) | — |
| Totals (4 years) | | 68-46 (28-28) | |

13-1

BY THE NUMBER

Record in Overtime Games

- 2021 NCAA Champions
- 2013 NIT Champions
- 2021, 2022 Big 12 Regular-Season Champions
- NCAA Tournaments [11 Appearances]
- [2008, 2010, 2012, 2014, 2015, 2016, 2017, 2019, 2021, 2022, 2023]
- NCAA Final Four [2021]
- NCAA Elite Eight [2010, 2012, 2021, 2023]
- NCAA Sweet 16 [2010, 2012, 2014, 2017, 2021, 2023]
- 13 All-Americans [2 Consensus]
- 64 All-Big 12 Selections [11 on First Team]

RECORD BREAKDOWN

Overall: 70-46 (30-28 Big 12) *only 2013 games count toward official record

First 4 wins came as an interim head coach at Baylor

- 1/5/13 - Baylor 86, Texas 79 [OT] [Waco, Texas]*
- 1/8/13 - Baylor 82, at Texas Tech 48 [Lubbock, Texas]*
- 11/28/20 - Baylor 112, Louisiana 82 [Las Vegas, Nev.]
- 11/29/20 - Baylor 86, Washington 52 [Las Vegas, Nev.]

■ ASSISTANT COACHES



MATTHEW DRISCOLL

Associate Head Coach
1st Season

► Joined the K-State staff on May 23, 2025 after a 16-year stint as the head coach at North Florida (2009-25), where he became the school's all-time winningest coach (248).

► Driscoll's relationship with Tang dates more than 20 years, as the two coached alongside each other for 6 seasons (2003-09) at Baylor.



JAREEM DOWLING

Assistant Coach
4th Season

► Was the first announced member of head coach **Jerome Tang's** inaugural coaching staff on March 29, 2022.

► Helps run a defensive scheme that has ranked among *KenPom's* top-40 in adjusted defensive efficiency, including 27th (95.0) in 2022-23, 25th (96.8) in 2023-24 and 36th (97.2) in 2024-25.



RODNEY PERRY

Assistant Coach
4th Season

► Joined the K-State staff on July 27, 2022 as a original member of **Jerome Tang's** coaching staff, primarily focusing on offense.

► A finalist for the 2022 *Jersey Mike's* Naismith High School Boys Coach of the Year, Perry came to K-State from Link Academy in Branson, Mo., where he the Lions to a national runner-up finish.



ANTHONY WINCHESTER

Assistant Coach
4th Season

► Is in the midst of his fourth season at K-State, including his third as an assistant coach after beginning his career as the program's Director of Video Operations in 2022-23.

► Enjoyed a Hall of Fame career at WKU from 2002-06, scoring 1,732 points and becoming an AP All-American as a senior in 2005-06.



BILL PETERSON

Assistant Coach
1st Season

► Joined the K-State staff on April 29, 2025 with experience at virtually every level of college and professional coaching, including time in the NBA with Golden State, Dallas and Milwaukee.

► Peterson previously coached along **Jerome Tang** while at Baylor from 2017-22 where they helped guide the Bears to 2021 national title.



MARCO BORNE

Chief of Staff
4th Season

► Joined the K-State staff on March 29, 2022 as the program's Chief of Staff, where he assists **Jerome Tang** in all areas.

► A native of New Orleans, Borne has been a head coach at Paul Quinn College (2009-11) and as interim head coach at Southern-New Orleans in 2006-07 after Hurricane Katarina.

HIGHS/LOWS OF THE JEROME TANG ERA [2023-present]

Individual

| Category | Kansas State | Opponent |
|---|--|---|
| Points | 37 - P.J. Haggerty vs. Mississippi State (11/20/25) | 38 - Jalen Wilson, Kansas (1/17/23) |
| Points in a Half | 27 - P.J. Haggerty vs. Tulsa (11/17/25) | 22 - Payton Sandfort, Iowa (3/19/24) |
| Field Goals Made | 13 - P.J. Haggerty vs. Mississippi State (11/20/25) | 12 - Jalen Wilson, Kansas (1/17/23) |
| | | 12 - Hunter Dickinson, Kansas (1/18/25) |
| Field Goals Attempted | 22 - Cam Carter vs. Miami (11/19/23) | 25 - Jalen Wilson, Kansas (1/17/23) |
| | 22 - Dug McDaniel vs. Arizona (2/11/25) | |
| Highest FG Percentage (min. 5 made) | 100.0 (9-of-9) - Keyontae Johnson at Butler (11/30/22) | 100.0 (6-of-6) - Dillon Mitchell, Texas (3/13/24) |
| | 100.0 (9-of-9) - David N'Guessan vs. Abilene Christian (12/6/22) | 100.0 (5-of-5) - Daimion Collins, LSU (11/14/24) |
| | 100.0 (5-of-5) - Will McNair Jr. at West Virginia (1/9/24) | 100.0 (6-of-6) - Sam Hoiberg, Nebraska (11/21/25) |
| | 100.0 (6-of-6) - David N'Guessan vs. Cleveland State (11/9/24) | |
| | 100.0 (8-of-8) - Khamari McGriff vs. Bellarmine (11/8/25) | |
| | 100.0 (7-of-7) - David Castillo vs. Bellarmine (11/8/25) | |
| Highest FG Percentage (min. 10 made) | 78.6 (11-of-14) - P.J. Haggerty vs. Mississippi Valley State (12/8/25) | 73.3 (11-of-15) - Abou Ousmane, Oklahoma State (1/7/25) |
| 3-Point Field Goals Made | 7 - Abdi Bashir Jr. vs. Nebraska (11/21/25) | 8 - Mitch Mascari, Drake (12/17/24) |
| 3-Point Field Goals Attempted | 15 - Abdi Bashir Jr. vs. Nebraska (11/21/25) | 14 - Erik Stevenson, West Virginia (3/4/23) |
| | | 14 - Pryce Sandfort, Nebraska (11/21/25) |
| 3-Point Field Goal Percentage (min. 3 made) | 100.0 (5-of-5) - Brendan Hausen vs. Oklahoma State (1/29/25) | 80.0 (4-of-5) - Nicolas Timberlake, Kansas (3/5/24) |
| | 100.0 (5-of-5) - David Castillo vs. Bellarmine (11/8/25) | 80.0 (8-of-10) - Mitch Mascari, Drake (12/17/24) |
| Free Throws | 14 - Tylor Perry vs. Providence (11/17/23) | 14 - Kedrian Johnson, West Virginia (3/4/23) |
| Free Throws Attempted | 14 - Tylor Perry vs. Providence (11/17/23) | 16 - Keyonte George, Baylor (1/7/23) |
| Free Throw Percentage (min. 5 made) | 100.0 (14-of-14) - Tylor Perry vs. Providence (11/17/23) | 100.0 - 14 times |
| Offensive Rebounds | 10 - David N'Guessan vs. New Orleans (11/5/24) | 11 - Juwan Gary, Nebraska (12/17/23) |
| Defensive Rebounds | 13 - Arthur Kaluma vs. Chicago State (1/2/24) | 14 - Hunter Dickinson, Kansas (3/5/24) |
| Total Rebounds | 17 - David N'Guessan at TCU (1/4/25) | 20 - Hunter Dickinson, Kansas (3/5/24) |
| Assists | \$19 - Markquis Nowell vs. Michigan State (3/23/23) | 11 - Mike Miles Jr., TCU (1/14/23) |
| | | 11 - Dajuan Harri Jr., Kansas (1/17/23) |
| | | 11 - Jacari Lane, North Alabama (12/2/23) |
| Blocks | 5 - Nae'Qwan Tomlin vs. Rhode Island (11/21/22) | 8 - Moustapha Thiam, UCF (2/26/25) |
| | 5 - Will McNair Jr. at Texas Tech (1/13/24) | |
| | 5 - Coleman Hawkins vs. Kansas (2/8/25) | |
| | 5 - Dorin Buca vs. Mississippi Valley State (12/8/25) | |
| Steals | 7 - Markquis Nowell vs. West Virginia (12/31/22) | 6 - Micah Peavy, TCU (2/7/23) |
| | | 6 - Kedrian Johnson, West Virginia (3/4/23) |
| | | 6 - Charlie Easley, South Dakota State (11/13/23) |
| | | 6 - Keshon Gilbert, Iowa State (3/14/24) |
| Minutes Played | 45 - Keyontae Johnson vs. Michigan State (3/23/23) | 45 - Jalen Wilson, Kansas (1/17/23) |
| | 45 - Tylor Perry vs. Kansas (2/5/24) | 45 - Isaac McBride, Oral Roberts (11/29/23) |
| | | 45 - Kareem Thompson, Oral Roberts (11/29/23) |
| | | 45 - Daniel Abreu, Drake (12/17/24) |
| | | 45 - Bennett Stirtz, Drake (12/17/24) |

Team

| K-State High | K-State Low | Category | Opponent High | Opponent Low |
|--------------------------------------|------------------------------------|-------------------------------|--|--|
| \$120 vs. UAPB (12/1/24) | 46 vs. Nebraska (12/17/23) | Points Scored | 103 by Texas (1/3/23) | 49 twice |
| 40 vs. UAPB (12/1/24) | 16 twice | Field Goals | 35 twice | 16 by Mississippi Valley State (12/8/25) |
| 75 vs. Central Arkansas (11/22/23) | 45 vs. Cleveland State (11/9/24) | Field Goals Attempted | 77 by West Virginia (2/26/24) | 47 by California (11/11/22) |
| 64.4 vs. California (11/13/25) | 26.7 vs. Nebraska (12/17/23) | FG Percentage | 57.1 by Iowa State (1/24/23) | 25.8 by Mississippi Valley State (12/8/25) |
| 21 vs. UAPB (12/1/24) | 1 twice | 3-Point Field Goals Made | 15 by California (11/13/25) | 1 by Iowa State (3/14/24) |
| \$40 vs. UAPB (12/1/24) | 12 vs. Abilene Christian (12/6/22) | 3-Point Field Goals Attempted | 37 by Arizona State (2/4/25) | 10 by Wichita State (12/21/24) |
| 60.9 vs. Bellarmine (11/8/25) | 5.3 vs. Arizona (2/11/25) | 3-Point Field Goal Percentage | 56.3 by Drake (12/17/24) | 7.1 by Iowa State (3/14/24) |
| 34 vs. North Alabama (12/2/23) | 2 twice | Free Throws | 29 by Baylor (1/7/23) | 1 by Nebraska (12/17/23) |
| 48 vs. North Alabama (12/2/23) | 3 at Butler (11/30/22) | Free Throws Attempted | 39 twice | 4 by Nebraska (12/17/23) |
| 100.0 vs. Villanova (12/5/23) | 40.0 twice | Free Throw Percentage | 100.0 by Mississippi Valley State (11/19/24) | 25.0 by Nebraska (12/17/23) |
| 29 at TCU (1/4/25) | 2 twice | Offensive Rebounds | 23 twice | 3 by Iowa State (3/8/25) |
| 38 vs. Florida (1/28/23) | 14 at Iowa State (1/24/23) | Defensive Rebounds | 36 by St. John's (12/7/24) | 11 by Bellarmine (11/8/25) |
| 63 vs. Central Arkansas (11/22/23) | 20 twice | Total Rebounds | 57 by Nebraska (12/17/23) | 22 4 times |
| 27 twice | 8 vs. Cincinnati (12/30/24) | Fouls | 28 by North Alabama (12/2/23) | 8 by TCU (1/14/23) |
| 2 twice | 0 95 times | Fouled Out | 3 4 times | 0 85 times |
| 30 twice | 6 at BYU (2/15/25) | Assists | 22 twice | 5 by Wichita State (12/3/22) |
| 23 at Texas Tech (2/11/23) | 5 twice | Turnovers | 26 by UTRGV (11/7/22) | 4 by Baylor (1/22/25) |
| 9 twice | 0 8 times | Blocks | 9 by Kansas (1/31/23) | 0 5 times |
| 16 vs. UAPB (12/1/24) | 1 vs. Texas (3/13/24) | Steals | 15 by TCU (1/14/23) | 1 by Kansas (1/18/25) |
| 56 twice | 18 6 times | Points in Paint | 54 by TCU (1/14/23) | 10 by Mississippi Valley State (12/8/25) |
| 32 vs. UAPB (12/1/24) | 4 3 times | Points off Turnovers | 31 by Oklahoma State (1/7/25) | 2 twice |
| \$34 vs. Central Arkansas (11/22/23) | 0 twice | 2nd Chance Points | 25 by TCU (3/9/23) | 0 by UIW (12/11/22) |
| 27 twice | 0 vs. TCU (3/9/23) | Fast Break Points | 32 by TCU (1/14/23) | 0 twice |
| \$68 vs. UAPB (12/1/24) | 2 twice | Bench Points | 42 by BYU (2/24/24) | 2 by Kansas (2/5/24) |
| 63 vs. UAPB (12/1/24) | 19 vs. Oklahoma (1/30/24) | Points/1st Half | 56 by Houston (1/11/25) | 16 by Florida (1/28/23) |
| 67.6 vs. California (11/13/25) | 23.1 twice | FG Percentage/1st Half | 62.5 by Oral Roberts (11/28/23) | 17.9 by Central Arkansas (11/22/23) |
| 60 vs. UNC Greensboro (11/4/25) | 12 vs. Nebraska (12/17/23) | Points/2nd Half | 63 by Texas (1/3/23) | 18 twice |
| 70.4 vs. Oklahoma (3/1/23) | 16.0 vs. Nebraska (12/17/23) | FG Percentage/2nd Half | 68.2 by Kansas (1/18/25) | 21.9 by Iowa State (2/18/23) |
| 16 5 times | 9 vs. Villanova (12/5/23) | Points/Overtime | 13 by Providence (11/17/23) | 6 twice |
| 83.3 vs. Nevada (11/22/22) | 33.3 vs. Kansas (1/17/23) | FG Percentage/Overtime | 50.0 3 times | 20.0 by West Virginia (2/26/24) |

\$School record



2025-26 RESULTS

Overall Record: 7-4 (Home: 5-2 // Away: 1-1 // Neutral: 1-1)

Big 12 Record: 0-0 (Home: 0-0 // Away: 0-0)

| Date | Rk | Opponent | W/L | Score | Record [Big 12] | High Scorer | High Rebounds | High Assists | High Steals | High Blocks | Attend. |
|------------|-------|------------------------|-----|--------|-----------------|---------------|-----------------|-------------------|-------------------|-------------------|---------|
| Oct. 24 | rv/rv | 1@rv/rv Missouri | L | 91-100 | — | Haggerty (23) | Two players (6) | Haggerty (6) | Haggerty (2) | Two players (1) | — |
| Oct. 29 | rv/rv | 2NEWMAN | W | 112-90 | — | Haggerty (27) | Ikegwuruka (6) | Haggerty (10) | Rapique (5) | Three players (2) | 6,901 |
| Nov. 5 | rv/rv | UNC GREENSBORO | W | 93-64 | 1-0 | Haggerty (27) | N. Johnson (9) | N. Johnson (9) | Rapique (3) | Two players (2) | 7,765 |
| Nov. 8 | rv/rv | BELLARMINE | W | 98-71 | 2-0 | Haggerty (23) | N. Johnson (7) | Haggerty (11) | Two players (2) | Two players (1) | 8,040 |
| Nov. 13 | rv/rv | CALIFORNIA | W | 99-96 | 3-0 | Haggerty (23) | Castillo (4) | Haggerty (6) | Two players (2) | Buca (4) | 7,521 |
| Nov. 17 | rv/— | TULSA | W | 84-83 | 4-0 | Haggerty (31) | Haggerty (10) | N. Johnson (4) | Haggerty (2) | Two players (1) | 7,123 |
| Nov. 20 | rv/— | 3vs. Mississippi State | W | 98-77 | 5-0 | Haggerty (37) | Haggerty (7) | Haggerty (8) | Two players (2) | Four players (1) | 5,278 |
| Nov. 21 | rv/— | 4vs. Nebraska | L | 85-86 | 5-1 | Haggerty (27) | Haggerty (6) | Haggerty (7) | Five players (1) | McGriff (2) | 6,743 |
| Nov. 25 | —/— | @25/24 Indiana | L | 69-86 | 5-2 | Haggerty (16) | Two players (5) | Three players (2) | Three players (2) | Two players (1) | 12,342 |
| Dec. 1 | —/— | BOWLING GREEN | L | 66-82 | 5-3 | Castillo (22) | Ikegwuruka (7) | Three players (2) | N. Johnson (2) | McGriff (3) | 6,917 |
| Dec. 6 | —/— | rv/— SETON HALL | L | 67-78 | 5-4 | McGriff (12) | McGriff (8) | Haggerty (6) | Haggerty (3) | Two players (3) | 9,195 |
| Dec. 8 | —/— | MISSISSIPPI VALLEY | W | 108-49 | 6-4 | Haggerty (28) | Two players (6) | N. Johnson (6) | N. Johnson (5) | Buca (5) | 6,682 |
| Dec. 13 | —/— | @Creighton | W | 83-76 | 7-4 | Castillo (19) | Two players (6) | N. Johnson (6) | N. Johnson (4) | McGriff (2) | 16,657 |
| Dec. 20 | —/— | SOUTH DAKOTA | | | | | | | | | |
| Dec. 28 | —/— | ULM | | | | | | | | | |
| Jan. 3 | —/— | BYU* | | | | | | | | | |
| Jan. 7 | —/— | @Arizona* | | | | | | | | | |
| Jan. 10 | —/— | @Arizona State* | | | | | | | | | |
| Jan. 14 | —/— | UCF* | | | | | | | | | |
| Jan. 17 | —/— | @Oklahoma State* | | | | | | | | | |
| Jan. 20 | —/— | UTAH* | | | | | | | | | |
| Jan. 24 | —/— | KANSAS* | | | | | | | | | |
| Jan. 27 | —/— | @West Virginia* | | | | | | | | | |
| Feb. 1 | —/— | IOWA STATE* | | | | | | | | | |
| Feb. 7 | —/— | @TCU* | | | | | | | | | |
| Feb. 11 | —/— | CINCINNATI* | | | | | | | | | |
| Feb. 14 | —/— | @Houston* | | | | | | | | | |
| Feb. 17 | —/— | BAYLOR* | | | | | | | | | |
| Feb. 21 | —/— | @Texas Tech* | | | | | | | | | |
| Feb. 25 | —/— | @Colorado* | | | | | | | | | |
| Feb. 28 | —/— | TCU* | | | | | | | | | |
| Mar. 3 | —/— | WEST VIRGINIA* | | | | | | | | | |
| Mar. 7 | —/— | @Kansas* | | | | | | | | | |
| Mar. 10-14 | —/— | 4vs. TBD | | | | | | | | | |

1 – Exhibition (Mizzou Arena, Columbia, Mo.)
2 – Exhibition (Bramlage Coliseum, Manhattan, Kan.)
3 – Hall of Fame Classic (T-Mobile Center, Kansas City, Mo.)
4 – Phillips 66 Big 12 Conference Tournament (T-Mobile Center, Kansas City, Mo.)
* – Big 12 Conference game

Attendance / Record Summary

► Overall

| Site | G | W-L | Total | Avg. | High |
|---------|----|-----|--------|--------|--------------------------------|
| Home | 7 | 5-2 | 53,243 | 7,606 | 9,195 vs. Seton Hall (12/6/25) |
| Away | 2 | 1-1 | 28,999 | 14,500 | 16,657 at Creighton (12/13/25) |
| Neutral | 2 | 1-1 | 12,021 | 6,011 | 6,743 vs. Nebraska (11/21/25) |
| Total | 11 | 7-4 | 94,263 | 8,569 | 16,657 at Creighton (12/13/25) |

► Big 12

| Site | G | W-L | Total | Avg. | High |
|---------|---|-----|-------|------|------|
| Home | — | — | — | — | — |
| Away | — | — | — | — | — |
| Neutral | — | — | — | — | — |
| Total | — | — | — | — | — |

Win/Loss Margin

| | 1 | 2 | 3 | 4 | 5 | 6 | 7 | 8 | 9 | 10 | 11 | 12 | 13 | 14 | 15 | 16 | 17 | 18 | 19 | 20-24 | 25+ |
|------------|---|---|---|---|---|---|---|---|---|----|----|----|----|----|----|----|----|----|----|-------|-----|
| Wins (7) | 1 | | 1 | | | | 1 | | | | | | | | | | | | | 1 | 3 |
| Losses (4) | 1 | | | | | | | | | | 1 | | | | | 1 | 1 | | | | |

Largest Leads / Deficits

► When Leading

| | |
|---------------------------------|---|
| Largest Margin of Victory | 59 vs. Mississippi Valley State (12/8/25) |
| Largest Overall Lead | 61 vs. Mississippi Valley State (12/8/25) |
| Largest Halftime Lead | 34 vs. Mississippi Valley State (12/8/25) |
| Largest Lead in a Loss | 5 vs. Nebraska (11/21/25) |
| Largest Halftime Lead in a Loss | — |
| Largest K-State Run | 15-0 vs. UNC Greensboro (11/4/25) |

► When Trailing

| | |
|-----------------------------------|---------------------------------|
| Largest Margin of Defeat | 17 at Indiana (11/25/25) |
| Largest Overall Deficit | 23 at Indiana (11/25/25) |
| Largest Halftime Deficit | 14 vs. Bowling Green (12/1/25) |
| Largest Deficit Overcome in a Win | 10 vs. UNC Greensboro (11/4/25) |
| Largest Halftime Deficit in a Win | 1 vs. UNC Greensboro (11/4/25) |
| Largest Opponent Run | 15-0 by Nebraska (11/21/25) |



2025-26 SEASON BOX SCORE

Game Records

| Record | Overall | Home | Away | Neutral |
|----------------|---------|------|------|---------|
| ALL GAMES | 7-4 | 5-2 | 1-1 | 1-1 |
| CONFERENCE | 0-0 | 0-0 | 0-0 | 0-0 |
| NON-CONFERENCE | 7-4 | 5-2 | 1-1 | 1-1 |

Score by Periods

| Team | 1st | 2nd | OT | TOT |
|------------|-----|-----|----|-----|
| Kansas St. | 449 | 501 | 0 | 950 |
| Opponents | 390 | 458 | 0 | 848 |

Team Box Score

| No. | Player | | | | Total | | 3-Point | | F-Throw | | Rebounds | | | | | | | | | | | | | |
|-----------|------------------|-------|--------|------|---------|------|----------|------|---------|-------|----------|-----|-----|------|-----|----|-----|-----|-----|-----|-----|------|--|--|
| | | GP-GS | MIN | AVG | FG-FGA | FG% | 3FG-3FGA | 3FG% | FT-FTA | FT% | OFF | DEF | TOT | AVG | PF | DQ | A | TO | BLK | STL | PTS | AVG | | |
| 4 | HAGGERTY, PJ | 11-11 | 362:28 | 33.0 | 87-175 | .497 | 15-38 | .395 | 61-84 | .726 | 12 | 40 | 52 | 4.7 | 28 | 0 | 52 | 42 | 1 | 11 | 250 | 22.7 | | |
| 10 | CASTILLO, David | 11-2 | 258:18 | 23.5 | 51-104 | .490 | 25-59 | .424 | 21-26 | .808 | 6 | 17 | 23 | 2.1 | 16 | 0 | 25 | 14 | 1 | 4 | 148 | 13.5 | | |
| 1 | BASHIR JR., Abdi | 11-11 | 258:32 | 23.5 | 47-111 | .423 | 41-88 | .466 | 6-10 | .600 | 1 | 21 | 22 | 2.0 | 12 | 0 | 24 | 11 | 0 | 6 | 141 | 12.8 | | |
| 34 | JOHNSON, Nate | 11-11 | 345:37 | 31.4 | 49-99 | .495 | 21-51 | .412 | 13-16 | .813 | 11 | 49 | 60 | 5.5 | 26 | 0 | 43 | 21 | 2 | 22 | 132 | 12.0 | | |
| 21 | MCGRIFF, Khamari | 11-11 | 219:51 | 20.0 | 44-58 | .759 | 1-2 | .500 | 24-34 | .706 | 21 | 27 | 48 | 4.4 | 33 | 1 | 11 | 9 | 13 | 6 | 113 | 10.3 | | |
| 47 | KOSTIC, Andrej | 8-0 | 84:10 | 10.5 | 11-32 | .344 | 6-20 | .300 | 4-5 | .800 | 9 | 8 | 17 | 2.1 | 7 | 0 | 9 | 7 | 1 | 2 | 32 | 4.0 | | |
| 0 | RAPIEQUE, Elias | 11-8 | 190:55 | 17.4 | 16-37 | .432 | 4-11 | .364 | 5-13 | .385 | 15 | 18 | 33 | 3.0 | 35 | 1 | 18 | 10 | 4 | 11 | 41 | 3.7 | | |
| 3 | JONES, CJ | 11-0 | 179:45 | 16.3 | 13-37 | .351 | 5-16 | .313 | 8-10 | .800 | 4 | 23 | 27 | 2.5 | 11 | 0 | 13 | 8 | 0 | 4 | 39 | 3.5 | | |
| 22 | BUCA, Dorin | 10-0 | 105:07 | 10.5 | 7-17 | .412 | 0-2 | .000 | 10-15 | .667 | 12 | 19 | 31 | 3.1 | 13 | 0 | 7 | 10 | 17 | 0 | 24 | 2.4 | | |
| 14 | IKEGWURUKA, Mobi | 8-1 | 105:42 | 13.2 | 5-9 | .556 | 0-0 | .000 | 3-6 | .500 | 7 | 12 | 19 | 2.4 | 19 | 0 | 4 | 5 | 4 | 4 | 13 | 1.6 | | |
| 15 | MANNING, Taj | 9-0 | 66:23 | 7.4 | 5-11 | .455 | 0-4 | .000 | 2-2 | 1.000 | 9 | 16 | 25 | 2.8 | 2 | 0 | 1 | 1 | 2 | 2 | 12 | 1.3 | | |
| 6 | JOHNSON, Marcus | 3-0 | 14:23 | 4.8 | 1-3 | .333 | 1-3 | .333 | 0-0 | .000 | 0 | 4 | 4 | 1.3 | 3 | 0 | 0 | 1 | 0 | 0 | 3 | 1.0 | | |
| 23 | OSEI, Stephen | 3-0 | 08:49 | 2.9 | 1-3 | .333 | 0-0 | .000 | 0-0 | .000 | 2 | 1 | 3 | 1.0 | 1 | 0 | 0 | 3 | 0 | 0 | 2 | 0.7 | | |
| Team | | | | | | | | | | | 19 | 24 | 43 | | | | | 2 | | | | | | |
| Total | | 11 | 2200 | | 337-696 | .484 | 119-294 | .405 | 157-221 | .710 | 128 | 279 | 407 | 37.0 | 206 | 2 | 207 | 144 | 45 | 72 | 950 | 86.4 | | |
| Opponents | | 11 | 2200 | | 296-687 | .431 | 91-287 | .317 | 165-224 | .737 | 125 | 241 | 366 | 33.3 | 186 | 3 | 162 | 146 | 37 | 82 | 848 | 77.1 | | |

Team Statistics

| | KSTATE | OPP |
|------------------------|---------|---------|
| Scoring | 950 | 848 |
| Points per game | 86.4 | 77.1 |
| Scoring margin | +9.3 | - |
| Field goals-att | 337-696 | 296-687 |
| Field goal pct | .484 | .431 |
| 3 point fg-att | 119-294 | 91-287 |
| 3-point FG pct | .405 | .317 |
| 3-pt FG made per game | 10.8 | 8.3 |
| Free throws-att | 157-221 | 165-224 |
| Free throw pct | .710 | .737 |
| F-Throws made per game | 14.3 | 15.0 |
| Rebounds | 407 | 366 |
| Rebounds per game | 37.0 | 33.3 |
| Rebounding margin | +3.7 | - |
| Assists | 207 | 162 |
| Assists per game | 18.8 | 14.7 |
| Turnovers | 144 | 146 |
| Turnovers per game | 13.1 | 13.3 |
| Turnover margin | +0.2 | - |
| Assist/turnover ratio | 1.4 | 1.1 |
| Steals | 72 | 82 |
| Steals per game | 6.5 | 7.5 |
| Blocks | 45 | 37 |
| Blocks per game | 4.1 | 3.4 |
| Winning streak | 2 | - |
| Home win streak | 1 | - |
| Attendance | 53243 | 28999 |
| Home games-Avg/Game | 7-7606 | 2-14500 |
| Neutral site-Avg/Game | - | 2-6011 |


Team Results

| Date | Opponent | | Score | Att. |
|------------|--------------------|---|--------|-------|
| 11/04/2025 | UNC Greensboro | W | 93-64 | 7765 |
| 11/08/2025 | Bellarmine | W | 98-71 | 8040 |
| 11/13/2025 | California | W | 99-96 | 7521 |
| 11/17/2025 | Tulsa | W | 84-83 | 7123 |
| 11/20/2025 | vs Mississippi St. | W | 98-77 | 5278 |
| 11/21/2025 | vs Nebraska | L | 85-86 | 6743 |
| 11/25/2025 | at Indiana | L | 69-86 | 12342 |
| 12/01/2025 | Bowling Green | L | 66-82 | 6917 |
| 12/06/2025 | Seton Hall | L | 67-78 | 9195 |
| 12/08/2025 | Mississippi Val. | W | 108-49 | 6682 |
| 12/13/2025 | at Creighton | W | 83-76 | 16657 |

2025-26 GAME-BY-GAME STATISTICS

| Opponent | W/L | 1H | 2H | OT | TOT | +/- | FGM-A | Pct. | 3FM-A | Pct. | FTM-A | Pct. | OR | DR | TOT | +/- | A | TO | TO Mar | BLK | STL | PF |
|--------------------------|-----|----|----|----|-----|-----|-------|------|-------|------|-------|------|----|----|-----|-----|----|----|--------|-----|-----|----|
| KANSAS STATE | W | 33 | 60 | — | 93 | +29 | 34-67 | 50.7 | 14-27 | 51.9 | 11-20 | 55.0 | 11 | 31 | 42 | +11 | 22 | 16 | +2 | 7 | 9 | 20 |
| UNC Greensboro | | 34 | 30 | — | 64 | | 23-61 | 37.7 | 6-20 | 30.0 | 12-20 | 60.0 | 10 | 21 | 31 | | 15 | 18 | | 3 | 11 | 17 |
| KANSAS STATE | W | 46 | 52 | — | 98 | +27 | 33-53 | 62.3 | 14-23 | 60.9 | 18-23 | 78.3 | 11 | 25 | 36 | +14 | 24 | 18 | -5 | 3 | 5 | 19 |
| Bellarmine | | 30 | 41 | — | 71 | | 28-61 | 45.9 | 4-20 | 20.0 | 11-17 | 64.7 | 11 | 11 | 22 | | 11 | 13 | | 1 | 12 | 20 |
| KANSAS STATE | W | 55 | 44 | — | 99 | +3 | 38-59 | 64.4 | 9-18 | 50.0 | 14-21 | 66.7 | 6 | 19 | 25 | -1 | 21 | 17 | 0 | 5 | 9 | 17 |
| California | | 34 | 62 | — | 96 | | 35-62 | 56.5 | 15-28 | 53.6 | 11-14 | 78.6 | 9 | 17 | 26 | | 21 | 17 | | 5 | 11 | 20 |
| KANSAS STATE | W | 39 | 45 | — | 84 | +1 | 30-68 | 44.1 | 5-24 | 20.8 | 19-21 | 90.5 | 12 | 28 | 40 | +2 | 18 | 10 | -1 | 2 | 5 | 19 |
| Tulsa | | 34 | 49 | — | 83 | | 27-66 | 40.9 | 8-30 | 26.7 | 21-29 | 72.4 | 14 | 24 | 38 | | 16 | 9 | | 1 | 7 | 16 |
| KANSAS STATE | W | 44 | 54 | — | 98 | +21 | 37-73 | 50.7 | 14-30 | 46.7 | 10-11 | 90.9 | 12 | 26 | 38 | +4 | 22 | 8 | +6 | 4 | 5 | 19 |
| vs. Mississippi State | | 36 | 41 | — | 77 | | 26-60 | 43.3 | 7-25 | 28.0 | 18-23 | 78.3 | 9 | 25 | 34 | | 11 | 14 | | 5 | 3 | 14 |
| KANSAS STATE | L | 35 | 50 | — | 85 | -1 | 27-62 | 43.5 | 12-35 | 34.3 | 19-22 | 86.4 | 9 | 23 | 32 | 0 | 19 | 13 | -1 | 2 | 5 | 17 |
| vs. Nebraska | | 45 | 41 | — | 86 | | 33-61 | 54.1 | 8-32 | 25.0 | 12-20 | 60.0 | 8 | 24 | 32 | | 16 | 12 | | 0 | 6 | 17 |
| KANSAS STATE | L | 27 | 42 | — | 69 | -17 | 24-57 | 42.1 | 8-20 | 40.0 | 13-15 | 86.7 | 8 | 20 | 28 | -7 | 10 | 19 | -2 | 2 | 6 | 25 |
| @Indiana | | 39 | 47 | — | 86 | | 27-57 | 47.4 | 10-33 | 30.3 | 22-29 | 75.9 | 11 | 24 | 35 | | 15 | 17 | | 4 | 7 | 20 |
| KANSAS STATE | L | 35 | 31 | — | 66 | -16 | 24-61 | 39.3 | 6-23 | 26.1 | 12-22 | 54.5 | 13 | 19 | 32 | -7 | 11 | 6 | +2 | 3 | 3 | 18 |
| Bowling Green | | 49 | 33 | — | 82 | | 28-62 | 45.2 | 12-26 | 46.2 | 14-19 | 73.7 | 15 | 24 | 39 | | 16 | 8 | | 2 | 3 | 15 |
| KANSAS STATE | L | 29 | 38 | — | 67 | -11 | 23-62 | 37.1 | 6-30 | 20.0 | 15-35 | 42.9 | 19 | 28 | 47 | +3 | 16 | 16 | -4 | 7 | 7 | 22 |
| Seton Hall | | 35 | 43 | — | 78 | | 28-72 | 38.9 | 5-23 | 21.7 | 17-22 | 77.3 | 15 | 29 | 44 | | 15 | 12 | | 5 | 10 | 22 |
| KANSAS STATE | W | 55 | 53 | — | 108 | +59 | 38-66 | 57.6 | 19-36 | 52.8 | 13-16 | 81.3 | 12 | 33 | 45 | +15 | 30 | 14 | +5 | 6 | 13 | 15 |
| Mississippi Valley State | | 21 | 28 | — | 49 | | 16-62 | 25.8 | 4-18 | 22.2 | 13-16 | 81.3 | 12 | 18 | 30 | | 11 | 19 | | 4 | 8 | 12 |
| KANSAS STATE | W | 51 | 32 | — | 83 | +7 | 29-68 | 42.6 | 12-28 | 42.9 | 13-15 | 86.7 | 15 | 27 | 42 | +7 | 14 | 7 | 0 | 4 | 5 | 16 |
| @Creighton | | 33 | 43 | — | 76 | | 25-63 | 39.7 | 12-32 | 37.5 | 14-15 | 93.3 | 11 | 24 | 35 | | 15 | 7 | | 7 | 4 | 13 |
| KANSAS STATE | | | | | | | | | | | | | | | | | | | | | | |
| South Dakota | | | | | | | | | | | | | | | | | | | | | | |
| KANSAS STATE | | | | | | | | | | | | | | | | | | | | | | |
| ULM | | | | | | | | | | | | | | | | | | | | | | |
| KANSAS STATE | | | | | | | | | | | | | | | | | | | | | | |
| BYU | | | | | | | | | | | | | | | | | | | | | | |
| KANSAS STATE | | | | | | | | | | | | | | | | | | | | | | |
| @Arizona | | | | | | | | | | | | | | | | | | | | | | |
| KANSAS STATE | | | | | | | | | | | | | | | | | | | | | | |
| @Arizona State | | | | | | | | | | | | | | | | | | | | | | |
| KANSAS STATE | | | | | | | | | | | | | | | | | | | | | | |
| UCF | | | | | | | | | | | | | | | | | | | | | | |
| KANSAS STATE | | | | | | | | | | | | | | | | | | | | | | |
| @Oklahoma State | | | | | | | | | | | | | | | | | | | | | | |
| KANSAS STATE | | | | | | | | | | | | | | | | | | | | | | |
| Utah | | | | | | | | | | | | | | | | | | | | | | |
| KANSAS STATE | | | | | | | | | | | | | | | | | | | | | | |
| Kansas | | | | | | | | | | | | | | | | | | | | | | |
| KANSAS STATE | | | | | | | | | | | | | | | | | | | | | | |
| @West Virginia | | | | | | | | | | | | | | | | | | | | | | |
| KANSAS STATE | | | | | | | | | | | | | | | | | | | | | | |
| Iowa State | | | | | | | | | | | | | | | | | | | | | | |
| KANSAS STATE | | | | | | | | | | | | | | | | | | | | | | |
| @TCU | | | | | | | | | | | | | | | | | | | | | | |
| KANSAS STATE | | | | | | | | | | | | | | | | | | | | | | |
| Cincinnati | | | | | | | | | | | | | | | | | | | | | | |
| KANSAS STATE | | | | | | | | | | | | | | | | | | | | | | |
| @Houston | | | | | | | | | | | | | | | | | | | | | | |
| KANSAS STATE | | | | | | | | | | | | | | | | | | | | | | |
| Baylor | | | | | | | | | | | | | | | | | | | | | | |
| KANSAS STATE | | | | | | | | | | | | | | | | | | | | | | |
| @Texas Tech | | | | | | | | | | | | | | | | | | | | | | |
| KANSAS STATE | | | | | | | | | | | | | | | | | | | | | | |
| @Colorado | | | | | | | | | | | | | | | | | | | | | | |
| KANSAS STATE | | | | | | | | | | | | | | | | | | | | | | |
| TCU | | | | | | | | | | | | | | | | | | | | | | |
| KANSAS STATE | | | | | | | | | | | | | | | | | | | | | | |
| West Virginia | | | | | | | | | | | | | | | | | | | | | | |
| KANSAS STATE | | | | | | | | | | | | | | | | | | | | | | |
| @Kansas | | | | | | | | | | | | | | | | | | | | | | |
| KANSAS STATE | | | | | | | | | | | | | | | | | | | | | | |
| vs. TBD | | | | | | | | | | | | | | | | | | | | | | |

2025-26 SUPERLATIVES



Individual

| | | |
|---|--|--|
| Category | Kansas State | Opponent |
| Points Scored | 37 - P.J. Haggerty vs. Mississippi State (11/21/25) | 27 - Chris Bell, California (11/13/25) 27 - Sam Towns, Bowling Green (12/1/25) |
| Field Goals | 13 - P.J. Haggerty vs. Mississippi State (11/21/25) | 9 - Michael Wilson Jr., Bellarmine (11/8/25) 9 - Dai Dai Ames, California (11/13/25) 9 - Chris Bell, California (11/13/25) 9 - Sam Towns, Bowling Green (12/1/25) |
| Field Goals Attempted | 21 - P.J. Haggerty vs. Mississippi State (11/21/25) 21 - P.J. Hagerty vs. Nebraska (11/21/25) | 23 - Michael James, Mississippi Valley State (12/8/25) |
| Highest FG Percentage (min. 5 made) | 100.0 (8-of-8) - Khamari McGriff vs. Bellarmine (11/8/25) 100.0 (7-of-7) - David Castillo vs. Bellarmine (11/8/25) | 100.0 (6-of-6) - Sam Hoiberg, Nebraska (11/21/25) |
| Highest FG Percentage (min. 10 made) | 78.6 (11-of-14) - P.J. Haggerty vs. Mississippi Valley State (12/8/25) | 43.5 (10-of-23) - Michael James, Mississippi Valley State (12/8/25) |
| 3-Point Field Goals Made | 7 - Abdi Bashir Jr. vs. Nebraska (11/21/25) | 7 - Chris Bell, California (11/13/25) |
| 3-Point Field Goals Attempted | 15 - Abdi Bashir Jr. vs. Nebraska (11/21/25) | 14 - Pryce Sandfort, Nebraska (11/21/25) |
| 3-Point Field Goal Percentage (min. 3 made) | 85.7 (6-of-7) - Nate Johnson vs. UNC Greensboro (11/4/25) | 77.8 (7-of-9) - Chris Bell, California (11/13/25) |
| Free Throws | 11 - P.J. Haggerty vs. Bellarmine (11/8/25) 11 - P.J. Haggerty vs. Tulsa (11/17/25) | 13 - Reed Bailey, Indiana (11/25/25) |
| Free Throws Attempted | 12 - P.J. Haggerty vs. Bellarmine (11/8/25) 12 - P.J. Haggerty vs. California (11/13/25) 12 - P.J. Haggerty vs. Tulsa (11/17/25) | 15 - Reed Bailey, Indiana (11/25/25) |
| Free Throw Percentage (min. 5 made) | 100.0 (5-of-5) - Abdi Bashir Jr. vs. Nebraska (11/21/25) | 100.0 (8-of-8) - Myles Rigsby, Tulsa (11/17/25) 100.0 (6-of-6) - Sam Towns, Bowling Green (12/1/25) 100.0 (9-of-9) - A.J. Staton-McCray, Seton Hall (12/6/25) |
| Free Throw Percentage (min. 10 made) | 91.7 (11-of-12) - P.J. Haggerty vs. Bellarmine (11/8/25) 91.7 (11-of-12) - P.J. Haggerty vs. Tulsa (11/17/25) | 86.7 (13-of-15) - Reed Bailey, Indiana (11/25/25) |
| Offensive Rebounds | 7 - Khamari McGriff vs. Seton Hall (12/6/25) | 5 - Justin Neely, UNC Greensboro (11/4/25) 5 - Miles Barnstable, Tulsa (11/17/25) 5 - Troy Glover II, Bowling Green (12/1/25) |
| Defensive Rebounds | 8 - Nate Johnson vs. UNC Greensboro (11/4/25) | 6 - Achor Achor, Mississippi State (11/20/25) 6 - Shawn Jones Jr., Mississippi State (11/20/25) 6 - Sam Towns, Bowling Green (12/1/25) 6 - X'Zaevion Barnett, Mississippi Valley State (12/8/25) 6 - Jasen Green, Creighton (12/13/25) |
| Total Rebounds | 10 - P.J. Haggerty vs. Tulsa (11/17/25) | 9 - Justin Neely, UNC Greensboro (11/4/25) 9 - Miles Barnstable, Tulsa (11/17/25) 9 - Achor Achor, Mississippi State (11/20/25) |
| Assists | 11 - P.J. Haggerty vs. Bellarmine (11/8/25) | 7 - Dai Dai Ames, California (11/13/25) |
| Blocked Shots | 5 - Dorin Buca vs. Mississippi Valley State (12/8/25) | 3 - Dhiaukuei Manyiel Dut, California (11/13/25) 3 - Owen Freeman, Creighton (12/13/25) |
| Steals | 5 - Nate Johnson vs. Mississippi Valley State (12/8/25) | 5 - Dai Dai Ames, California (11/13/25) |
| Minutes Played | 37 - P.J. Haggerty vs. Nebraska (11/21/25) | 38 - Michael James, Mississippi Valley State (12/8/25) |


Team

| K-State High | K-State Low | Category | Opponent High | Opponent Low |
|--|---|-------------------------------|--|---|
| 108 vs. Mississippi Valley State (12/8/25) | 66 vs. Bowling Green (12/1/25) | Points Scored | 96 by California (11/13/25) | #49 by Mississippi Valley State (12/8/25) |
| 38, twice | 23 vs. Seton Hall (12/6/25) | Field Goals | 35 by California (11/13/25) | #16 by Mississippi Valley State (12/8/25) |
| 73 vs. Mississippi State (11/20/25) | 53 vs. Bellarmine (11/8/25) | Field Goals Attempted | 72 by Seton Hall (12/6/25) | 60 by Mississippi State (11/20/25) |
| ^64.4 vs. California (11/13/25) | 37.1 vs. Seton Hall (12/6/25) | FG Percentage | 56.5 by California (11/13/25) | #25.8 by Mississippi Valley State (12/8/25) |
| 19 vs. Mississippi Valley State (12/8/25) | 5 vs. Tulsa (11/17/25) | 3-Point Field Goals Made | ^15 by California (11/13/25) | 4, twice |
| 36 vs. Mississippi Valley State (12/8/25) | 18 vs. California (11/13/25) | 3-Point Field Goals Attempted | 33 by Indiana (11/25/25) | 18 by Mississippi Valley State (12/8/25) |
| 60.9 vs. Bellarmine (11/8/25) | 20.0 vs. Seton Hall (12/6/25) | 3-Point Field Goal Percentage | 53.6 by California (11/13/25) | 20.0 by Bellarmine (11/8/25) |
| 19, twice | 10 vs. Mississippi State (11/20/25) | Free Throws | 22 by Indiana (11/25/25) | 11, twice |
| 35 vs. Seton Hall (12/6/25) | 11 vs. Mississippi State (11/20/25) | Free Throws Attempted | 29, twice | 14 by California (11/13/25) |
| 90.9 vs. Mississippi State (11/20/25) | 42.9 vs. Seton Hall (12/6/25) | Free Throw Percentage | 93.3 by Creighton (12/13/25) | 60.0, twice |
| 19 vs. Seton Hall (12/6/25) | 6 vs. California (11/13/25) | Offensive Rebounds | 15, twice | 8 by Nebraska (11/21/25) |
| 33 vs. Mississippi Valley State (12/8/25) | 19, twice | Defensive Rebounds | 29 by Seton Hall (12/6/25) | 11 by Bellarmine (11/8/25) |
| 47 vs. Seton Hall (12/6/25) | 25 vs. California (11/13/25) | Total Rebounds | 44 by Seton Hall (12/6/25) | 22 by Bellarmine (11/8/25) |
| 25 at Indiana (11/25/25) | 15 vs. Mississippi Valley State (12/8/25) | Fouls | 22 by Seton Hall (12/6/25) | 12 by Mississippi Valley State (12/8/25) |
| 1, twice | 0, 9 times | Fouled Out | 1, 3 times | 0, 8 times |
| ^30 vs. Mississippi Valley State (12/8/25) | 10 at Indiana (11/25/25) | Assists | 21 by California (11/13/25) | 11, 3 times |
| 19 at Indiana (11/25/25) | 6 vs. Bowling Green (12/1/25) | Turnovers | 19 by Mississippi Valley State (12/8/25) | 7 by Creighton (12/13/25) |
| 7, twice | 2, 3 times | Blocked Shots | 7 by Creighton (12/13/25) | 0 by Nebraska (11/21/25) |
| 13 vs. Mississippi Valley State (12/8/25) | 3 vs. Bowling Green (12/1/25) | Steals | 12 by Bellarmine (11/8/25) | 3, twice |
| \$56 vs. California (11/13/25) | 24, twice | Points in Paint | 48 by Nebraska (11/21/25) | 10 by Mississippi Valley State (12/8/25) |
| 22 vs. California (11/13/25) | 6 vs. Bowling Green (12/1/25) | Points off Turnovers | 27, twice | 2 by Creighton (12/13/25) |
| 17, 3 times | 4 at Indiana (11/25/25) | 2nd Chance Points | 18 by Seton Hall (12/6/25) | 7 by Mississippi Valley State (12/8/25) |
| ^27, twice | 6 vs. Bellarmine (11/8/25) | Fast Break Points | 15 by California (11/13/25) | 0 by Bowling Green (12/1/25) |
| 38 vs. Mississippi Valley State (12/8/25) | 6 vs. Bowling Green (12/1/25) | Bench Points | 34 by Mississippi State (11/20/25) | 10 by UNC Greensboro (11/4/25) |
| 55, twice | 27 at Indiana (11/25/25) | Points/1st Half | 49 by Bowling Green (12/1/25) | 21 by Mississippi Valley State (12/8/25) |
| ^67.6 vs. California (11/13/25) | 32.3 vs. Seton Hall (12/6/25) | FG Percentage/1st Half | 54.3 by Nebraska (11/21/25) | 19.4 by Mississippi Valley State (12/8/25) |
| 60 vs. UNC Greensboro (11/4/25) | 31 vs. Bowling Green (12/1/25) | Points/2nd Half | 62 by California (11/13/25) | 28 by Mississippi Valley State (12/8/25) |
| 65.4 vs. Bellarmine (11/8/25) | 27.8 at Creighton (12/13/25) | FG Percentage/2nd Half | 67.6 by California (11/13/25) | 32.3 by Mississippi Valley State (12/8/25) |
| — | — | Points/Overtime | — | — |
| — | — | FG Percentage/Overtime | — | — |

^High in Jerome Tang era
#Low in Jerome Tang era
\$School record



2025-26 LINEUP COMBINATIONS / NCAA RANKINGS



■ WILDCATS IN NCAA RANKINGS

| Team Stats in the Top 50 | | |
|---------------------------------|------|---------|
| Category | Stat | Ranking |
| 3-point Field Goal Percentage | 40.5 | 7 |
| Assists/Game | 18.8 | 21 |
| 3-point Field Goals/Game | 10.8 | 32 |
| Fastbreak Points | 16.6 | 32 |
| Effective Field Goal Percentage | 57.0 | 42 |

| Player Stats in the Top 100 | | | |
|-----------------------------|-----------------|------|---------|
| Category | Player | Stat | Ranking |
| Assists | P.J. Haggerty | 52 | 98 |
| Assists/Game | P.J. Haggerty | 4.7 | 95 |
| Field Goals | P.J. Haggerty | 87 | 10 |
| Field Goal Att | P.J. Haggerty | 84 | 26 |
| Free Throw Att | P.J. Haggerty | 61 | 38 |
| Free Throws | P.J. Haggerty | 84 | 26 |
| Points | P.J. Haggerty | 250 | 7 |
| Points/Game | P.J. Haggerty | 22.7 | 2 |
| Steals | Nate Johnson | 22 | 72 |
| 3-pt Field Goal % | Abdi Bashir Jr. | 46.6 | 22 |
| 3-pointers/Game | Abdi Bashir Jr. | 3.73 | 6 |
| 3-pt Att | Abdi Bashir Jr. | 88 | 39 |
| Total 3-point FGM | Abdi Bashir Jr. | 41 | 9 |

■ KILL SHOTS

A "kill shot" is a term coined by college basketball analytics reporter **Evan Miyakawa**. Miyakawa defines a "kill shot" as any time that a team scores 10 or more unanswered points against their opponent. The ability to maximize "kill shots" while minimizing your opponent's "kill shots" plays a major factor in erasing deficits and holding leads.

| Run | Score Before | Score After | Opponent |
|------|--------------|--------------|--------------------|
| 15-0 | 55-45, 12:35 | 70-45, 9:39 | UNC Greensboro |
| 10-0 | 15-12, 11:23 | 25-12, 7:35 | Bellarmine |
| 13-0 | 5-9, 15:54 | 18-9, 13:22 | California |
| 11-0 | 71-64, 8:46 | 82-64, 6:16 | Mississippi State |
| 11-0 | 35-45, 19:26 | 46-45, 17:06 | Nebraska |
| 10-0 | 4-20, 11:33 | 14-20, 9:00 | Indiana |
| 14-0 | 36-18, 6:38 | 50-18, 2:04 | Mississippi Valley |

WILDCATS BY THE MONTH

| Month | Record | PPG | Opp. PPG | Margin | FG% | Opp. FG% | 3P% | Opp. 3P% | RPG | APG |
|----------|--------|------|----------|--------|------|----------|------|----------|------|------|
| November | 5-2 | 89.4 | 80.4 | +9.0 | 50.8 | 46.5 | 42.9 | 30.9 | 34.4 | 19.4 |
| December | 2-2 | 81.0 | 71.3 | +9.8 | 44.4 | 37.5 | 36.8 | 33.3 | 41.5 | 17.8 |
| January | | | | | | | | | | |
| February | | | | | | | | | | |
| March | | | | | | | | | | |

STARTING LINEUPS

| Date | Opponent | G | G | G | G/W | W |
|-------|-----------------------|---------------|----------------|-----------------|-----------------|-----------------|
| 11.4 | UNC GREENSBORO | P.J. Haggerty | Nate Johnson | Abdi Bashir Jr. | Mobi Ikegwuruka | Khamari McGriff |
| 11.8 | BELLARMINE | P.J. Haggerty | Nate Johnson | Abdi Bashir Jr. | Elias Rapieque | Khamari McGriff |
| 11.13 | CALIFORNIA | P.J. Haggerty | Nate Johnson | Abdi Bashir Jr. | Elias Rapieque | Khamari McGriff |
| 11.17 | TULSA | P.J. Haggerty | Nate Johnson | Abdi Bashir Jr. | Elias Rapieque | Khamari McGriff |
| 11.20 | vs. Mississippi State | P.J. Haggerty | Nate Johnson | Abdi Bashir Jr. | Elias Rapieque | Khamari McGriff |
| 11.21 | vs. Nebraska | P.J. Haggerty | Nate Johnson | Abdi Bashir Jr. | Elias Rapieque | Khamari McGriff |
| 11.25 | @Indiana | P.J. Haggerty | Nate Johnson | Abdi Bashir Jr. | Elias Rapieque | Khamari McGriff |
| 12.1 | BOWLING GREEN | P.J. Haggerty | David Castillo | Abdi Bashir Jr. | Nate Johnson | Khamari McGriff |
| 12.6 | SETON HALL | P.J. Haggerty | David Castillo | Abdi Bashir Jr. | Nate Johnson | Khamari McGriff |
| 12.8 | MISSISSIPPI VALLEY | P.J. Haggerty | Nate Johnson | Abdi Bashir Jr. | Elias Rapieque | Khamari McGriff |
| 12.13 | @Creighton | P.J. Haggerty | Nate Johnson | Abdi Bashir Jr. | Elias Rapieque | Khamari McGriff |
| 12.20 | SOUTH DAKOTA | | | | | |
| 12.28 | ULM | | | | | |
| 1.3 | BYU* | | | | | |
| 1.7 | @Arizona* | | | | | |
| 1.10 | @Arizona State* | | | | | |
| 1.14 | UCF* | | | | | |
| 1.17 | @Oklahoma State* | | | | | |
| 1.20 | UTAH* | | | | | |
| 1.24 | KANSAS* | | | | | |
| 1.27 | @West Virginia* | | | | | |
| 2.1 | IOWA STATE* | | | | | |
| 2.7 | @TCU* | | | | | |
| 2.11 | CINCINNATI* | | | | | |
| 2.14 | @Houston* | | | | | |
| 2.17 | BAYLOR* | | | | | |
| 2.21 | @Texas Tech* | | | | | |
| 2.25 | @Colorado* | | | | | |
| 2.28 | TCU* | | | | | |
| 3.3 | WEST VIRGINIA* | | | | | |
| 3.7 | @Kansas* | | | | | |

COMBINATIONS

| Rank | Combination | Times Used | K-State Record | Last Time Used |
|------|---|------------|----------------|----------------------------|
| 1 | Haggerty / N. Johnson / Bashir / Ikegwuruka / McGriff | 1 | 1-0 | 11/4/25 vs. UNC Greensboro |
| 2 | Haggerty / N. Johnson / Bashir / Rapieque / McGriff | 9 | 7-2 | 12/13/25 at Creighton |
| 3 | Haggerty / Castillo / Bashir / N. Johnson / McGriff | 2 | 0-2 | 12/6/25 vs. Seton Hall |

STARTING STREAKS & TOTALS

| # | Player | Streak | 2025-26 | Career | K-State Career | Big 12 Play |
|----|-----------------|--------|---------|--------|----------------|-------------|
| 0 | Elias Rapieque | 9 | 9 | 9 | 9 | — |
| 1 | Abdi Bashir Jr. | 11 | 11 | 43 | 11 | — |
| 2 | Exavier Wilson | — | — | — | — | — |
| 3 | C.J. Jones | — | — | 59 | 9 | 1 |
| 4 | P.J. Haggerty | 11 | 11 | 77 | 11 | — |
| 6 | Marcus Johnson | — | — | — | — | — |
| 10 | David Castillo | 2 | 2 | 4 | 4 | — |
| 14 | Mobi Ikegwuruka | 1 | 1 | 1 | 1 | — |
| 15 | Taj Manning | — | — | 1 | 1 | — |
| 21 | Khamari McGriff | 11 | 11 | 53 | 11 | — |
| 22 | Dorin Buca | — | — | — | — | — |
| 23 | Stephen Osei | — | — | — | — | — |
| 34 | Nate Johnson | 11 | 11 | 71 | 11 | — |
| 47 | Andrej Kostic | — | — | — | — | — |

2025-26 SPECIALITY STATS / BIGGEST LEAD / TIME IN LEAD

SPECIALITY STATS

| Date | Opponent | PAINT | | OFF TOS | | 2ND CHANCE | | FAST BREAK | | BENCH | | HALFTIME SCORE | | |
|-------|-----------------------|-------|------|---------|------|------------|------|------------|------|-------|------|----------------|------|------|
| | | KS | Opp. | KS | Opp. | KS | Opp. | KS | Opp. | KS | Opp. | KS | Opp. | Marg |
| 11.4 | UNC GREENSBORO | 34 | 28 | 21 | 17 | 14 | 10 | 26 | 8 | 21 | 10 | 33 | 34 | -1 |
| 11.8 | BELLARMINE | 38 | 46 | 20 | 19 | 17 | 15 | 6 | 9 | 31 | 21 | 46 | 30 | +16 |
| 11.13 | CALIFORNIA | 56 | 34 | 22 | 27 | 12 | 13 | 27 | 15 | 28 | 15 | 55 | 34 | +21 |
| 11.17 | TULSA | 46 | 34 | 12 | 14 | 17 | 15 | 26 | 10 | 23 | 33 | 39 | 34 | +5 |
| 11.20 | vs. Mississippi State | 42 | 30 | 17 | 4 | 9 | 8 | 17 | 4 | 24 | 34 | 44 | 36 | +8 |
| 11.21 | vs. Nebraska | 24 | 48 | 18 | 24 | 13 | 11 | 12 | 4 | 8 | 20 | 35 | 45 | -10 |
| 11.25 | @Indiana | 24 | 32 | 16 | 27 | 4 | 11 | 11 | 14 | 26 | 16 | 27 | 39 | -12 |
| 12.1 | BOWLING GREEN | 32 | 30 | 6 | 9 | 14 | 17 | 9 | 0 | 6 | 13 | 35 | 49 | -14 |
| 12.6 | SETON HALL | 34 | 40 | 7 | 22 | 10 | 18 | 12 | 11 | 12 | 22 | 29 | 35 | -6 |
| 12.8 | MISSISSIPPI VALLEY | 34 | 10 | 17 | 4 | 17 | 7 | 27 | 11 | 38 | 11 | 55 | 21 | +34 |
| 12.13 | @Creighton | 34 | 24 | 8 | 2 | 16 | 11 | 9 | 10 | 25 | 17 | 51 | 33 | +18 |
| 12.20 | SOUTH DAKOTA | | | | | | | | | | | | | |
| 12.28 | ULM | | | | | | | | | | | | | |
| 1.3 | BYU* | | | | | | | | | | | | | |
| 1.7 | @Arizona* | | | | | | | | | | | | | |
| 1.10 | @Arizona State* | | | | | | | | | | | | | |
| 1.14 | UCF* | | | | | | | | | | | | | |
| 1.17 | @Oklahoma State* | | | | | | | | | | | | | |
| 1.20 | UTAH* | | | | | | | | | | | | | |
| 1.24 | KANSAS* | | | | | | | | | | | | | |
| 1.27 | @West Virginia* | | | | | | | | | | | | | |
| 2.1 | IOWA STATE* | | | | | | | | | | | | | |
| 2.7 | @TCU* | | | | | | | | | | | | | |
| 2.11 | CINCINNATI* | | | | | | | | | | | | | |
| 2.14 | @Houston* | | | | | | | | | | | | | |
| 2.17 | BAYLOR* | | | | | | | | | | | | | |
| 2.21 | @Texas Tech* | | | | | | | | | | | | | |
| 2.25 | @Colorado* | | | | | | | | | | | | | |
| 2.28 | TCU* | | | | | | | | | | | | | |
| 3.3 | WEST VIRGINIA* | | | | | | | | | | | | | |
| 3.7 | @Kansas* | | | | | | | | | | | | | |

BIGGEST LEAD/TIME IN LEAD

| Date | Opponent | W/L | Score | KS Big | Opp Big | Times | LC | KS in | Opp in | Tied |
|-------|-----------------------|-----|--------|--------|---------|-------|----|-------|--------|------|
| | | | | Lead | Lead | Tied | | Lead | Lead | |
| 11.4 | UNC GREENSBORO | W | 93-64 | 32 | 10 | 3 | 10 | 22:06 | 15:56 | 1:58 |
| 11.8 | BELLARMINE | W | 98-71 | 27 | 1 | 3 | 2 | 37:13 | 0:13 | 2:34 |
| 11.13 | CALIFORNIA | W | 99-96 | 25 | 4 | 2 | 3 | 36:20 | 1:43 | 1:57 |
| 11.17 | TULSA | W | 84-83 | 10 | 5 | 8 | 10 | 29:53 | 6:07 | 4:00 |
| 11.20 | vs. Mississippi State | W | 98-77 | 23 | 4 | 2 | 6 | 33:59 | 4:57 | 1:04 |
| 11.21 | vs. Nebraska | L | 85-86 | 15 | 5 | 11 | 13 | 8:00 | 23:41 | 8:19 |
| 11.25 | @Indiana | L | 69-86 | — | 23 | — | — | — | 39:47 | 0:13 |
| 12.1 | BOWLING GREEN | L | 66-82 | — | 18 | — | — | — | 39:04 | 0:56 |
| 12.6 | SETON HALL | L | 67-78 | 2 | 17 | 3 | 3 | 0:54 | 36:42 | 2:24 |
| 12.8 | MISSISSIPPI VALLEY | W | 108-49 | 61 | — | 1 | — | 38:35 | — | 1:25 |
| 12.13 | @Creighton* | W | 83-76 | 20 | 3 | 2 | 5 | 36:51 | 0:56 | 2:13 |
| 12.20 | SOUTH DAKOTA* | | | | | | | | | |
| 12.28 | ULM* | | | | | | | | | |
| 1.3 | BYU* | | | | | | | | | |
| 1.7 | @Arizona* | | | | | | | | | |
| 1.10 | @Arizona State* | | | | | | | | | |
| 1.14 | UCF* | | | | | | | | | |
| 1.17 | @Oklahoma State* | | | | | | | | | |
| 1.20 | UTAH* | | | | | | | | | |
| 1.24 | KANSAS* | | | | | | | | | |
| 1.27 | @West Virginia* | | | | | | | | | |
| 2.1 | IOWA STATE* | | | | | | | | | |
| 2.7 | @TCU* | | | | | | | | | |
| 2.11 | CINCINNATI* | | | | | | | | | |
| 2.14 | @Houston* | | | | | | | | | |
| 2.17 | BAYLOR* | | | | | | | | | |
| 2.21 | @Texas Tech* | | | | | | | | | |
| 2.25 | @Colorado* | | | | | | | | | |
| 2.28 | TCU* | | | | | | | | | |
| 3.3 | WEST VIRGINIA* | | | | | | | | | |
| 3.7 | @Kansas* | | | | | | | | | |

RECORD BY GAME TIME

| Time | When K-State Leads | When Opponent Leads | When Tied |
|-----------------|--------------------|---------------------|-----------|
| 10:00, 1st half | 6-0 | 1-4 | 0-0 |
| Halftime | 6-0 | 1-4 | 0-0 |
| 10:00 | 6-1 | 1-3 | 0-0 |
| 5:00 | 7-0 | 0-4 | 0-0 |
| 2:00 | 6-0 | 1-4 | 0-0 |
| 1:00 | 6-0 | 1-3 | 0-1 |

HALF SPLITS

| K-State | Most Points | Fewest Points |
|----------|----------------------|----------------------|
| 1st Half | 55, twice | 27, 11/25/25 at IU |
| 2nd Half | 60, 11/4/25 vs. UNCG | 31, 12/1/25 vs. BGSU |
| Overtime | — | — |

| Opponents | Most Points | Fewest Points |
|-----------|---------------------|---------------------|
| 1st Half | 49, 12/1/25 by BGSU | 21, 12/8/25 by MVSU |
| 2nd Half | 62, 11/13/25 by Cal | 28, 12/8/25 by MVSU |
| Overtime | — | — |

| Halftime Margin | | |
|-----------------|--------------------------------|--|
| Biggest Lead | 61 points, 12/8/25 by K-State | |
| Biggest Deficit | 23 points, 11/25/25 at Indiana | |

OPENING TIP

| Result | Record |
|-------------------|--------|
| K-State controls | 7-3 |
| Opponent controls | 0-1 |

FIRST OFF BENCH

| Player | Times |
|-----------------|-------|
| Dorin Buca | 6 |
| David Castillo | 4 |
| Mobi Ikegwuruka | 3 |
| C.J. Jones | 3 |
| Elias Rapieque | 3 |
| Taj Manning | 1 |

DOUBLE-DOUBLES

| Player | S/C | Date/Opp. | Stat Line |
|---------------|-----|------------------------|-----------|
| P.J. Haggerty | 1/3 | 11/8/25 vs. Bellarmine | 23p/11a |
| P.J. Haggerty | 2/4 | 11/17/25 vs. Tulsa | 31p/10r |

2025-26 BOXSCORES/RECAPS

O1
UNC GREENSBORO

Nov. 4, 2025 | Manhattan, Kan. / Bramlage Coliseum

| | | | | |
|----------------|----|----|---|----|
| UNC Greensboro | 34 | 30 | — | 64 |
| K-STATE | 33 | 60 | — | 93 |

► K-State erupted for 60 points in the second half to shake off a one-point halftime deficit, as the Wildcats opened the 2025-26 season with a 93-64 win over UNC Greensboro on Nov. 4 before 7,765 fans at Bramlage Coliseum.

► Three Wildcats scored in double figures, including a pair of 20-point efforts from junior **P.J. Haggerty** (27 points) and senior **Nate Johnson**, who narrowly missed the school's first recorded triple-double, with 22 points and game-highs of 9 rebounds and 9 assists. Junior **Abdi Bashir Jr.** scored all 16 of his points in the second half, hitting on 6-of-7 field goals, including 4-of-5 from 3.

► It marked the first time in nearly 18 years that a pair of Wildcats each went over 20 points in an opener and the first since **Michael Beasley** and **Blake Young** went for 32 and 22 points against Sacramento State on Nov. 9, 2007.

► Down 34-33 at the half, the Wildcats (1-0) came out of the locker room a different team, scoring 22 of the first 31 points to take a 12-point lead and force a timeout by UNGC head coach **Mike Jones** at the 13:25 mark. Unfortunately for the Spartans, the timeout only slowed the Wildcats' momentum as they rattled off 15 straight points — all on 3-pointers from Bashir and Johnson — to go ahead 70-45 with under 10 minutes to play. The lead grew to as many 32 points (89-57) after Haggerty's last points of the night with 3:12 left.

► K-State shot just over 50 percent (34-of-67) from the field, including 59.5 percent (22-of-37) in the second half, while hitting on 51.9 percent (14-of-27) from 3-point range. Eleven of the Wildcats' 14 makes from beyond the arc came after halftime. The 14 3-pointers tie for the seventh-most in any game, while the 11 in the second half tie for the second-most in any half.

► The 60-point second half marked just the 11th time that the Wildcats have scored 60 or more points in any half, as it ties for the ninth-most points in any half and are the most since a 63-point second half against UAPB on Dec. 1, 2024.

► K-State is now 95-27 all-time in season openers, including an 83-10 mark at home and a 31-3 mark at Bramlage Coliseum.

► UNGC (0-1) led by as many as 10 points in the first half before K-State closed to within one at the break. The Spartans were led by graduate **Justin Neely**, who had 15 points to go with a team-high 9 rebounds, 5 assists and 3 steals in 32 minutes. Freshman **Lilian Marville** added 14 points in his college debut, while junior **Domas Kauzonas** chipped in 10 points.

| UNC GREENSBORO (O-1) | | | | | | | | | | | | | | |
|----------------------|-----------------------|------|-------|------|-------|----|----|----|----|----|----|----|---|-----|
| No. | Name | PTS | FG | 3FG | FT | O | D | R | PF | A | TO | S | B | MIN |
| 12 | NEELY, Justin | F 15 | 5-9 | 1-1 | 4-6 | 5 | 4 | 9 | 3 | 5 | 2 | 3 | 0 | 32 |
| 16 | KAUZONAS, Domas | F 21 | 5-9 | 0-0 | 0-2 | 1 | 5 | 6 | 5 | 1 | 1 | 0 | 2 | 21 |
| 13 | WHITEHEAD Jr., Donald | G 6 | 2-8 | 0-3 | 2-4 | 0 | 1 | 1 | 3 | 4 | 3 | 2 | 0 | 27 |
| 21 | YOUNGER, K.J. | G 9 | 4-14 | 1-6 | 0-1 | 1 | 2 | 0 | 0 | 0 | 0 | 4 | 0 | 30 |
| 45 | MARVILLE, Lilian | G 14 | 3-9 | 2-3 | 6-8 | 0 | 2 | 2 | 2 | 1 | 5 | 1 | 0 | 32 |
| 02 | EFINDIA, Clinton | 0 | 0-3 | 0-2 | 0-0 | 0 | 0 | 0 | 0 | 2 | 2 | 1 | 0 | 17 |
| 06 | NORGAARD, Noah | 3 | 1-4 | 1-3 | 0-0 | 0 | 3 | 3 | 1 | 1 | 3 | 0 | 0 | 22 |
| 00 | JONES, Antwann | 5 | 2-3 | 1-1 | 0-0 | 0 | 4 | 4 | 1 | 0 | 2 | 0 | 0 | 13 |
| 04 | MANDIAN, Assane | 2 | 1-2 | 0-1 | 0-0 | 0 | 1 | 2 | 1 | 0 | 0 | 0 | 1 | 8 |
| TEAM | | | | | 3 | 0 | 3 | | | | | | | |
| TOTALS | | 64 | 23-61 | 6-20 | 12-20 | 10 | 21 | 31 | 17 | 15 | 18 | 11 | 3 | 200 |

| | FG | FG% | 3FG | 3FG% | FT | FT% |
|----------|-------|------|------|------|-------|------|
| 1st Half | 14-35 | 40.0 | 3-9 | 33.3 | 3-4 | 75.0 |
| 2nd Half | 9-26 | 34.6 | 3-11 | 27.3 | 9-16 | 56.3 |
| GAME | 23-61 | 37.7 | 6-20 | 30.0 | 12-20 | 60.0 |

Deadball Rebounds: 4, 3

Biggest Run: 7 (10:45 1H)

Largest Lead: 10 (9:52 1H)

Technical Fouls: none

| K-STATE (I-0) | | | | | | | | | | | | | | |
|---------------|------------------|------|-------|-------|-------|----|----|----|----|----|----|---|---|-----|
| No. | Name | PTS | FG | 3FG | FT | O | D | R | PF | A | TO | S | B | MIN |
| 14 | KEGWURUKA, Mobi | W 3 | 1-1 | 0-0 | 1-2 | 1 | 2 | 3 | 2 | 2 | 0 | 1 | 2 | 17 |
| 21 | MCGRIFF, Khamari | W 4 | 2-3 | 0-0 | 0-0 | 0 | 4 | 4 | 5 | 1 | 1 | 0 | 0 | 14 |
| 01 | BASHIR Jr., Abdi | G 16 | 6-11 | 4-8 | 0-0 | 0 | 1 | 1 | 2 | 2 | 0 | 0 | 0 | 21 |
| 04 | HAGGERTY, P.J. | G 27 | 10-20 | 1-4 | 6-7 | 0 | 2 | 2 | 2 | 3 | 3 | 1 | 1 | 32 |
| 34 | JOHNSON, Nate | G 22 | 8-11 | 6-7 | 0-0 | 1 | 8 | 9 | 3 | 9 | 1 | 2 | 0 | 31 |
| 00 | RAPIEQUE, Elias | 5 | 2-5 | 0-2 | 1-2 | 1 | 3 | 4 | 3 | 1 | 1 | 3 | 2 | 21 |
| 22 | BUCA, Dorin | 0 | 0-1 | 0-0 | 0-2 | 1 | 1 | 1 | 0 | 0 | 0 | 0 | 1 | 3 |
| 10 | CASTILLO, David | 7 | 3-5 | 1-2 | 0-2 | 0 | 0 | 0 | 0 | 2 | 1 | 0 | 0 | 13 |
| 03 | JONES, C.J. | 0 | 0-3 | 0-0 | 0-1 | 1 | 6 | 7 | 0 | 2 | 2 | 2 | 0 | 24 |
| 23 | OSEI, Stephen | 0 | 0-0 | 0-0 | 0-1 | 1 | 2 | 1 | 0 | 3 | 0 | 0 | 0 | 5 |
| 47 | KOSTIC, Andrej | 9 | 2-7 | 2-4 | 3-4 | 2 | 3 | 5 | 0 | 0 | 4 | 0 | 0 | 17 |
| 15 | MANNING, Taj | 0 | 0-0 | 0-0 | 0-0 | 0 | 1 | 1 | 0 | 0 | 0 | 0 | 1 | 3 |
| TEAM | | | | | 3 | 0 | 3 | | | | | | | |
| TOTALS | | 93 | 34-67 | 14-27 | 11-20 | 11 | 31 | 42 | 20 | 22 | 16 | 9 | 7 | 200 |

| | FG | FG% | 3FG | 3FG% | FT | FT% |
|----------|-------|------|-------|------|-------|------|
| 1st Half | 12-30 | 40.0 | 3-10 | 30.0 | 6-13 | 46.2 |
| 2nd Half | 22-37 | 59.5 | 11-17 | 64.7 | 5-7 | 71.4 |
| GAME | 34-67 | 50.7 | 14-27 | 51.9 | 11-20 | 55.0 |

Deadball Rebounds: 7, 1

Biggest Run: 15 (9:39 2H)

Largest Lead: 32 (3:12 2H)

Technical Fouls: None

Officials: Doug Simmons, Chris Pacsi, Tommy Johnson
Attendance: 7,765 | Start Time: 7:01 p.m. | Game Duration: 2:09
K-State led for 22:06 // UNGC led 15:56 // Game was tied for 1:58
Lead Changes: 10 // Times Tied: 3

| Points From | Off Turnovers | Paint | 2nd Chance | Fast Break | Bench |
|-------------|---------------|-------|------------|------------|-------|
| UNCG | 17 | 28 | 10 | 8 | 10 |
| K-State | 21 | 34 | 14 | 26 | 21 |

O2
BELLARMINE

Nov. 8, 2025 | Manhattan, Kan. / Bramlage Coliseum

| | | | | |
|------------|----|----|---|----|
| Bellarmine | 30 | 41 | — | 71 |
| K-STATE | 46 | 52 | — | 98 |

► Four Wildcats scored in double figures, including the first career points/assists double-double for junior **P.J. Haggerty**, as K-State moved to 2-0 with a 98-71 win over Bellarmine on Nov. 8 before 8,040 fans at Bramlage Coliseum.

► The offense continued its fast pace, as K-State (2-0) posted 90 or more points in the first 2 games for the first time in nearly 34 years while totaling the most points in that span since scoring 193 to open the 1991-92 season.

► The Wildcats posted the highest field goal percentage of the **Jerome Tang** era at 62.3 percent (33-of-53), including 60.9 percent (14-of-23) from 3-point range. It was the highest field goal percentage since hitting on 62.5 percent against Alabama State on Dec. 11, 2019.

► Haggerty led the way with his third career double-double and first points/assists double-double, as he finished with a game-high 23 points on 5-of-9 field goals and 11-of-12 free throws to go with a career-best 11 assists. It marked his first double-double since posting a pair of tradition points/rebounds double-doubles while playing at Tulsa in 2023-24.

► Two Wildcats — senior **Khamari McGriff** and sophomore **David Castillo** — each went perfect from the field, becoming the 24th and 25th players in school history to go perfect from the field on 5 or more field goals. Castillo scored a career-high 19 points on 7-of-7 shooting, including 5-of-5 from 3-point range, while McGriff totaled 16 points on 8-of-8 field goals.

► K-State broke open a back-and-forth affair with an 18-4 run near the midway point of the first half en route to taking a 46-30 lead into the halftime break. The lead grew to 19 points in early moments of the second half before a timeout by Bellarmine head coach **Doug Davenport** keyed a surge by the Knights, who closed to within 62-52 with 13:04 to play.

► Bellarmine kept the pressure on K-State over the next 6 minutes, staying within 11 points, including 73-62 on back-to-back layups, before a 10-5 run by the Wildcats pushed the lead to 83-67 at the final media timeout. The squad then ended the game on a 15-4 run to put it away.

► Bellarmine (0-2) saw four players score in double figures, including 19 points from sophomore **Michael Wilson, Jr.**, and 18 from senior **Jack Karasinski**. The Knights shot 45.9 percent (28-of-61) from the field, but just 20 percent (4-of-20) from beyond the arc.

| BELLARMINE (O-2) | | | | | | | | | | | | | | |
|------------------|-----------------------|------|-------|------|-------|----|----|----|----|----|----|---|---|-----|
| No. | Name | PTS | FG | 3FG | FT | O | D | R | PF | A | TO | S | B | MIN |
| 11 | WADDELL, Brian | F 11 | 4-9 | 2-2 | 1-2 | 2 | 2 | 4 | 2 | 1 | 2 | 1 | 0 | 34 |
| 24 | WILSON Jr., Michael | F 19 | 9-14 | 0-2 | 1-3 | 2 | 1 | 3 | 2 | 2 | 2 | 3 | 0 | 33 |
| 32 | KARASINSKI, Jack | F 18 | 6-9 | 1-4 | 5-8 | 2 | 3 | 5 | 1 | 0 | 0 | 2 | 0 | 30 |
| 02 | DOYLE, Tyler | G 2 | 1-2 | 0-1 | 0-0 | 1 | 0 | 1 | 5 | 1 | 1 | 0 | 0 | 15 |
| 22 | BOLDEN, Darrius | G 0 | 0-3 | 0-0 | 0-0 | 0 | 2 | 2 | 4 | 1 | 0 | 1 | 0 | 27 |
| 05 | WHITAKER, Myles | 4 | 2-6 | 0-2 | 0-0 | 0 | 0 | 0 | 1 | 5 | 1 | 2 | 0 | 23 |
| 10 | WATKINS, Grant | 0 | 0-1 | 0-0 | 0-0 | 0 | 0 | 0 | 0 | 1 | 0 | 2 | 0 | 12 |
| 44 | WASSLER, Jacob | 10 | 3-7 | 0-3 | 4-4 | 1 | 1 | 2 | 2 | 1 | 1 | 1 | 1 | 10 |
| 00 | CLARK, Tommy | 3 | 1-2 | 1-2 | 0-0 | 0 | 0 | 0 | 0 | 1 | 0 | 0 | 0 | 4 |
| 07 | HUNTER, Donovan | 4 | 2-8 | 0-4 | 0-0 | 1 | 0 | 1 | 1 | 0 | 1 | 2 | 0 | 12 |
| 14 | MURPHY Jr., Dominique | 0 | 0-0 | 0-0 | 0-0 | 1 | 0 | 1 | 0 | 0 | 0 | 0 | 0 | 1+ |
| TEAM | | | | | 1 | 2 | 3 | | | | | | | |
| TOTALS | | 71 | 28-61 | 4-20 | 11-17 | 11 | 22 | 20 | 11 | 13 | 12 | 1 | 0 | 200 |

| | FG | FG% | 3FG | 3FG% | FT | FT% |
|----------|-------|------|------|------|-------|------|
| 1st Half | 11-27 | 40.7 | 2-8 | 25.0 | 6-8 | 75.0 |
| 2nd Half | 17-34 | 50.0 | 2-12 | 16.7 | 5-9 | 55.6 |
| GAME | 28-61 | 45.9 | 4-20 | 20.0 | 11-17 | 64.7 |

Deadball Rebounds: 3, 1

Biggest Run: 6 (16:23 2H)

Largest Lead: 1 (17:16 1H)

Technical Fouls: none

| K-STATE (2-0) | | | | | | | | | | | | | | |
|---------------|------------------|------|-------|-------|-------|----|----|----|----|----|----|---|---|-----|
| No. | Name | PTS | FG | 3FG | FT | O | D | R | PF | A | TO | S | B | MIN |
| 00 | RAPIEQUE, Elias | W 4 | 1-2 | 0-0 | 2-4 | 1 | 2 | 3 | 4 | 2 | 1 | 2 | 0 | 17 |
| 21 | MCGRIFF, Khamari | W 16 | 8-8 | 0-0 | 0-0 | 2 | 0 | 2 | 2 | 0 | 2 | 1 | 0 | 14 |
| 01 | BASHIR Jr., Abdi | G 15 | 5-10 | 5-9 | 0-0 | 0 | 4 | 2 | 3 | 2 | 0 | 0 | 0 | 30 |
| 04 | HAGGERTY, P.J. | G 23 | 5-9 | 2-3 | 11-12 | 1 | 3 | 4 | 0 | 11 | 3 | 0 | 0 | 35 |
| 34 | JOHNSON, Nate | G 9 | 3-7 | 1-3 | 2-2 | 1 | 6 | 7 | 2 | 4 | 2 | 2 | 1 | 35 |
| 03 | JONES, C.J. | 5 | 2-5 | 0-2 | 1-1 | 0 | 2 | 2 | 2 | 1 | 2 | 0 | 0 | 20 |
| 14 | KEGWURUKA, Mobi | 3 | 1-1 | 0-0 | 1-2 | 3 | 1 | 4 | 3 | 1 | 2 | 0 | 0 | 17 |
| 22 | BUCA, Dorin | 1 | 0-2 | 0-0 | 1-2 | 2 | 0 | 2 | 1 | 0 | 1 | 0 | 1 | 8 |
| 47 | KOSTIC, Andrej | 3 | 1-2 | 1-1 | 0-0 | 1 | 0 | 1 | 2 | 1 | 0 | 0 | 0 | 9 |
| 10 | CASTILLO, David | 19 | 7-7 | 5-5 | 0-0 | 0 | 1 | 1 | 2 | 1 | 2 | 0 | 0 | 12 |
| 15 | MANNING, Taj | 0 | 0-0 | 0-0 | 0-0 | 2 | 2 | 0 | 0 | 0 | 1 | 0 | 0 | 2 |
| TEAM | | | | | 0 | 4 | 4 | | | | | | | |
| TOTALS | | 98 | 33-53 | 14-23 | 18-23 | 11 | 25 | 36 | 19 | 24 | 18 | 5 | 3 | 200 |

| | FG | FG% | 3FG | 3FG% | FT | FT% |
|----------|-------|------|-------|------|-------|------|
| 1st Half | 16-27 | 59.3 | 8-13 | 61.5 | 6-7 | 85.7 |
| 2nd Half | 17-26 | 65.4 | 6-10 | 60.0 | 12-16 | 75.0 |
| GAME | 33-53 | 62.3 | 14-23 | 60.9 | 18-23 | 78.3 |

Deadball Rebounds: 2, 0

Biggest Run: 10 (7:35 1H)

Largest Lead: 27 (0:57 2H)

Technical Fouls: None

Officials: Kipp Kissinger, Marques Pettigrew, James Duke
Attendance: 8,040 | Start Time: 7:01 p.m. | Game Duration: 2:09
K-State led for 37:13 // BU led 0:13 // Game was tied for 2:34
Lead Changes: 2 // Times Tied: 3

| Points From | Off Turnovers | Paint | 2nd Chance | Fast Break | Bench |
|-------------|---------------|-------|------------|------------|-------|
| Bellarmine | 19 | 46 | 15 | 9 | 21 |
| K-State | 20 | 38 | 17 | 6 | 31 |

O3
CALIFORNIA

Nov. 13, 2025 | Manhattan, Kan. / Bramlage Coliseum

| | | | | |
|------------|----|----|---|----|
| California | 34 | 62 | — | 96 |
| K-STATE | 55 | 44 | — | 99 |

► K-State scorched the nets in building as much as a 25-point lead before holding off a late charge from a hot-shooting California squad in a 99-96 win on Nov. 13 before 7,521 fans at Bramlage Coliseum.

► The 195 points are the most combined points in Bramlage Coliseum history, surpassing the 194 scored between K-State and Marshall on Dec. 2, 1995. The Wildcats have now scored 90 or more points in each of the first 3 games for the first time since 1991-92. The 290 points scored through the first 3 games are the most since that **Dana Altman**-led team scored 308 nearly 34 years ago.

► Four Wildcats scored in double figures, including three 20-point scorers in junior **P.J. Haggerty** (23 points), senior **Khamari McGriff** (21 points) and senior **Nate Johnson** (20 points). It marked the first time three Wildcats each had 20 points since the trio of

2025-26 BOXSCORES/RECAPS

04 TULSA

Nov. 17, 2025 | Manhattan, Kan. / Bramlage Coliseum

| | | | | |
|---------|----|----|---|----|
| Tulsa | 34 | 49 | — | 83 |
| K-STATE | 39 | 45 | — | 84 |

▶ K-State rallied from a 5-point deficit with 49 seconds to play with a 6-0 run to end the game, as the Wildcats moved to 4-0 with a nail-biting 84-83 win over a defiant Tulsa squad on Nov. 17 before 7,123 fans at Bramlage Coliseum.

▶ Down 83-78 after a pair of free throws from junior **Myles Rigbsby** with 49 seconds remaining, K-State was able to pull out the improbable victory behind the heroics of junior **P.J. Haggerty** and sophomore **David Castillo**, who combined for the final 6 points.

▶ Haggerty connected on 2 free throws before a successful coach's challenge reversed an out of bounds play leading to a jumper by Haggerty that closed it to 83-82 with 31 seconds. Senior **Khamari McGriff** stole the ball on the next possession, leading to the game-winning layup by Castillo with 18 seconds.

▶ Tulsa (3-1) had two chances in the final seconds to escape with victory, but senior **Miles Barnstable** missed a 3-pointer with 7 seconds, then after a second coach's challenge reversed another out of bounds call this time in favor of the Golden Hurricane, graduate **David Green** missed a jumper and senior **C.J. Jones** was able to corral the rebound as the clock expired.

▶ Haggerty finished the night with 31 points on 10-of-17 field goals and 11-of-12 free throws to go with a game-high 10 rebounds, 3 assists and 2 steals in 32 minutes. He is the first Wildcat with a 30-point, 10-rebound performance since **Michael Beasley** registered 33 points and 14 rebounds against Colorado on March 4, 2008. He scored 27 of his game-high 31 points in the second half, which the fifth-most by any Wildcat in a half and the most since 2009.

▶ Haggerty was joined in double figures by McGriff, who narrowly missed his own double-double with 13 points and 9 rebounds, while Castillo and junior **Abdi Bashir Jr.** added 12 and 10 points, respectively.

▶ K-State entered averaging 96.7 points on 58.7 percent shooting, including 54.4 percent from 3-point range, but scored its 84 points in a different way with lows in field goal percentage (44.1) and 3-point field goal percentage (20.8).

▶ The Wildcats shot 56.8 percent (25-of-44) inside the 3-point arc with 46 points in the paint to go with 26 fast-break points and a 17-15 edge in second-chance points while out-rebounding the nationally-ranked Hurricane, 40-38. They also converted on their opportunities from the free throw line, hitting on a season-best 90.5 percent (19-of-21).

| TULSA (3-1) | | | | | | | | | | | | | | |
|-------------|-------------------|-----|-------|------|-------|-----|----|----|----|---|----|---|----|-----|
| No. | Name | PTS | FG | 3FG | FT | O | D | R | PF | A | TO | S | B | MIN |
| 00 | BEHREND, Tyler | F | 4 | 2-4 | 0-1 | 0-0 | 2 | 2 | 4 | 1 | 1 | 0 | 0 | 12 |
| 23 | GREEN, David | F | 11 | 3-16 | 2-9 | 3-6 | 2 | 2 | 4 | 1 | 0 | 1 | 1 | 26 |
| 00 | POPOOLA, Ade | G | 5 | 1-3 | 1-3 | 2-2 | 1 | 3 | 4 | 0 | 1 | 0 | 1 | 20 |
| 10 | RILEY, Tylen | G | 12 | 5-7 | 0-0 | 2-5 | 0 | 4 | 4 | 4 | 4 | 3 | 1 | 26 |
| 14 | BARNSTABLE, Miles | G | 18 | 6-16 | 4-11 | 2-2 | 5 | 4 | 9 | 1 | 4 | 1 | 1 | 36 |
| 04 | RIGSBY, Myles | 12 | 2-4 | 0-0 | 8-8 | 1 | 4 | 5 | 3 | 2 | 1 | 1 | 0 | 24 |
| 35 | SMIKLE, Ian | 7 | 3-3 | 0-0 | 1-2 | 2 | 2 | 4 | 4 | 2 | 1 | 1 | 0 | 17 |
| 02 | LAWAL, Jaylen | 6 | 1-7 | 1-4 | 3-4 | 0 | 1 | 1 | 2 | 1 | 1 | 0 | 0 | 14 |
| 06 | DEAN, Romad | 2 | 1-2 | 0-1 | 0-0 | 0 | 1 | 1 | 0 | 0 | 0 | 0 | 0 | 15 |
| 15 | MARTIN Jr., KJ | 6 | 3-4 | 0-1 | 0-0 | 0 | 1 | 1 | 0 | 1 | 0 | 1 | 0 | 11 |
| TEAM | | | | | | 2 | 0 | 2 | | | 1 | | | |
| TOTALS | | 83 | 27-66 | 8-30 | 21-29 | 14 | 24 | 38 | 16 | 9 | 7 | 1 | 20 | 300 |

| | FG | FG% | 3FG | 3FG% | FT | FT% | Deadball Rebounds: 5, 3 |
|----------|-------|------|------|------|-------|------|---------------------------|
| 1st Half | 13-39 | 33.3 | 3-19 | 15.8 | 5-8 | 62.5 | Biggest Run: 8 (18:28 2H) |
| 2nd Half | 14-27 | 51.9 | 5-11 | 45.5 | 16-21 | 76.2 | Largest Lead: 5 (0:49 2H) |
| GAME | 27-66 | 40.9 | 8-30 | 26.7 | 21-29 | 72.4 | Technical Fouls: none |

| K-STATE (4-0) | | | | | | | | | | | | | | |
|---------------|------------------|-----|-------|-------|-------|-------|----|----|----|----|----|---|---|-----|
| No. | Name | PTS | FG | 3FG | FT | O | D | R | PF | A | TO | S | B | MIN |
| 00 | RAPIEQUE, Elias | W | 2 | 1-4 | 0-1 | 0-0 | 0 | 0 | 0 | 2 | 0 | 1 | 0 | 10 |
| 21 | MCGRIFF, Khamari | W | 13 | 4-6 | 0-0 | 5-6 | 3 | 6 | 9 | 3 | 2 | 0 | 1 | 25 |
| 01 | BASHIR Jr., Abdi | G | 10 | 4-12 | 2-6 | 0-0 | 0 | 0 | 0 | 1 | 2 | 0 | 0 | 28 |
| 04 | HAGGERTY, P.J. | G | 31 | 10-17 | 0-2 | 11-12 | 3 | 7 | 10 | 4 | 3 | 5 | 2 | 32 |
| 34 | JOHNSON, Nate | G | 5 | 2-7 | 1-4 | 0-0 | 3 | 6 | 9 | 4 | 4 | 1 | 1 | 35 |
| 10 | CASTILLO, David | 12 | 4-10 | 1-5 | 3-3 | 0 | 1 | 1 | 1 | 2 | 2 | 1 | 0 | 24 |
| 22 | BUCA, Dorin | 2 | 1-2 | 0-0 | 0 | 2 | 4 | 3 | 1 | 1 | 0 | 0 | 1 | 15 |
| 15 | MANNING, Taj | 2 | 1-1 | 0-0 | 0-0 | 1 | 1 | 2 | 1 | 0 | 0 | 0 | 0 | 7 |
| 03 | JONES, C.J. | 2 | 1-4 | 0-3 | 0-0 | 0 | 1 | 1 | 0 | 2 | 1 | 0 | 0 | 14 |
| 47 | KOSTIC, Andrej | 5 | 2-5 | 1-3 | 0-0 | 0 | 2 | 2 | 0 | 2 | 0 | 0 | 0 | 10 |
| TEAM | | | | | | 0 | 2 | 2 | | | | | | |
| TOTALS | | 84 | 30-68 | 5-24 | 19-21 | 12 | 28 | 40 | 19 | 18 | 10 | 5 | 2 | 200 |

| | FG | FG% | 3FG | 3FG% | FT | FT% | Deadball Rebounds: 1, 0 |
|----------|-------|------|------|------|-------|------|----------------------------|
| 1st Half | 15-33 | 45.5 | 3-13 | 23.1 | 6-7 | 85.7 | Biggest Run: 6 (0:18 2H) |
| 2nd Half | 15-35 | 42.9 | 2-11 | 18.2 | 13-14 | 92.9 | Largest Lead: 10 (2:41 1H) |
| GAME | 30-68 | 44.1 | 5-24 | 20.8 | 19-21 | 90.5 | Technical Fouls: None |

Officials: Jeffrey Anderson, Rick Crawford, Robert Felder
Attendance: 7,123 | Start Time: 7:01 p.m. | Game Duration: 2:12
K-State led for 29:53 // Tulsa led 6:07 // Game was tied for 4:00
Lead Changes: 10 // Times Tied: 8

| Points From | Off Turnovers | Paint | 2nd Chance | Fast Break | Bench |
|-------------|---------------|-------|------------|------------|-------|
| Tulsa | 14 | 34 | 15 | 10 | 33 |
| K-State | 12 | 46 | 17 | 26 | 23 |

05 vs. MISSISSIPPI STATE

Nov. 20, 2025 | Kansas City, Mo. / T-Mobile Center

| | | | | |
|-------------------|----|----|---|----|
| Mississippi State | 36 | 41 | — | 77 |
| K-STATE | 44 | 54 | — | 98 |

▶ Junior **P.J. Haggerty** scored a season-high 37 points to go with a game-high 8 assists and 7 rebounds to lift K-State to the Hall of Fame Classic Championship game with 98-77 win over Mississippi State on Nov. 20 at the T-Mobile Center.

▶ Haggerty paced three Wildcats with his season-high 37 points, which came on 13-of-21 field goals, including 4-of-7 from 3-point range, and 7-of-8 free throws. The 37 points are the most scored by a K-State player in 49 games played at the T-Mobile Center, eclipsing the 29 scored by **Makol Mawien** against Kansas in the Big 12 Championship on March 9, 2018.

▶ The 37 points are the most by a Wildcat since **Barry Brown Jr.** scored 38 against Oklahoma State on Jan. 10, 2018, while he is the first player with back-to-back 30-point games since **Markquis Nowell** posted 36 points vs. Texas and 32 points vs. Baylor on Jan. 3 and 7, 2023.

▶ In addition, Haggerty is the first Wildcat to record a stat line of 30 or more points, 5 or more rebounds and 5 or more assists since Brown tallied 34 points, 5 rebounds and 5 assists in a win at Baylor on Jan. 22, 2018.

▶ Haggerty was joined in double figures by senior **Nate Johnson** and junior **Abdi Bashir Jr.**, who posted 14 and 12 points, respectively. The Wildcats also got 9 points from sophomore **David Castillo**, 8 points from senior **Khamari McGriff** and 7 points from freshman **Andrej Kostic**.

▶ K-State took the lead for good on a rare 4-point play by Kostic with 9:11 left in the first half then slowly pulled away behind the play of Haggerty, who had 15 points, 5 rebounds and 5 assists in the first half. Haggerty's old-fashioned 3-point play extended the lead to 40-32 with 2:07 remaining before consecutive baskets by Castillo and Johnson made it 44-36 at the break.

▶ The lead grew to double digits early in the second half after a 3-pointer by Johnson, but the Bulldogs closed within 69-62 after 4 consecutive free throws with 9:24 to play. However, four more points from Haggerty and a layup by McGriff extended it back to double figures at the third media timeout. From there, the advantage grew to more than 20 points, including its largest at 91-68 after a 3-pointer by Bashir with 3:13 to play.

▶ The 98 points broke the school record for points scored at T-Mobile Center, topping the 87 scored in the school's first-ever game in the building against Florida A&M on Dec. 17, 2007.

| MISSISSIPPI STATE (2-2) | | | | | | | | | | | | | | |
|-------------------------|-------------------------|-----|-------|------|-------|-----|----|----|----|----|----|---|---|-----|
| No. | Name | PTS | FG | 3FG | FT | O | D | R | PF | A | TO | S | B | MIN |
| 99 | ACHOR, Achor | F | 5 | 1-5 | 1-3 | 2-2 | 3 | 6 | 9 | 0 | 0 | 2 | 0 | 24 |
| 15 | BALLARD, Quincy | C | 10 | 5-7 | 0-0 | 0-0 | 1 | 5 | 6 | 1 | 0 | 1 | 1 | 19 |
| 02 | MCGHEE, Ja'Borri | G | 1 | 0-5 | 0-1 | 1-4 | 0 | 0 | 2 | 4 | 3 | 0 | 0 | 30 |
| 05 | JONES Jr., Shawn | G | 4 | 1-4 | 0-3 | 2-2 | 0 | 6 | 6 | 3 | 2 | 1 | 1 | 21 |
| 12 | HUBBARD, Josh | G | 23 | 7-15 | 1-6 | 8-9 | 2 | 2 | 2 | 2 | 3 | 0 | 1 | 32 |
| 00 | DAVIS-FLEMING, Jamarion | 2 | 1-3 | 0-0 | 0-0 | 2 | 2 | 4 | 3 | 1 | 0 | 1 | 1 | 17 |
| 11 | MACURA, Sergej | 3 | 1-2 | 1-2 | 0-0 | 1 | 1 | 2 | 0 | 0 | 0 | 0 | 0 | 10 |
| 10 | EPSS, Jayden | 18 | 6-11 | 4-7 | 2-2 | 0 | 2 | 2 | 2 | 1 | 2 | 0 | 0 | 20 |
| 23 | GRACE, King | 4 | 2-4 | 0-2 | 0-0 | 1 | 0 | 1 | 0 | 1 | 1 | 0 | 0 | 15 |
| 01 | WARREN, Dellquan | 0 | 0-0 | 0-0 | 0-0 | 0 | 0 | 0 | 0 | 0 | 0 | 0 | 0 | 4 |
| 04 | WALKER, Brandon | 4 | 2-3 | 0-0 | 0-0 | 0 | 0 | 0 | 1 | 0 | 0 | 0 | 0 | 4 |
| 14 | ALI, Amier | 3 | 0-1 | 0-1 | 3-4 | 0 | 0 | 0 | 0 | 0 | 0 | 0 | 0 | 4 |
| TEAM | | | | | | 1 | 1 | 2 | | | 1 | | | |
| TOTALS | | 77 | 26-60 | 7-25 | 18-23 | 9 | 25 | 34 | 14 | 11 | 14 | 3 | 5 | 200 |

| | FG | FG% | 3FG | 3FG% | FT | FT% | Deadball Rebounds: 3, 0 |
|----------|-------|------|------|------|-------|------|----------------------------|
| 1st Half | 13-31 | 41.9 | 3-13 | 23.1 | 7-8 | 87.5 | Biggest Run: 6 (15:27 1H) |
| 2nd Half | 13-29 | 44.8 | 4-12 | 33.3 | 11-15 | 73.3 | Largest Lead: 4 (12:31 1H) |
| GAME | 26-60 | 43.3 | 7-25 | 28.0 | 18-23 | 78.3 | Technical Fouls: none |

| K-STATE (5-0) | | | | | | | | | | | | | | |
|---------------|------------------|-----|-------|-------|-------|-----|----|----|----|----|----|---|---|-----|
| No. | Name | PTS | FG | 3FG | FT | O | D | R | PF | A | TO | S | B | MIN |
| 00 | RAPIEQUE, Elias | W | 3 | 1-6 | 1-4 | 0-0 | 1 | 1 | 2 | 3 | 2 | 0 | 0 | 19 |
| 21 | MCGRIFF, Khamari | W | 8 | 4-4 | 0-0 | 0-0 | 3 | 3 | 3 | 1 | 0 | 0 | 1 | 17 |
| 01 | BASHIR Jr., Abdi | G | 12 | 4-10 | 4-6 | 0-0 | 0 | 4 | 4 | 0 | 1 | 0 | 0 | 23 |
| 04 | HAGGERTY, P.J. | G | 37 | 13-21 | 4-7 | 7-8 | 3 | 4 | 7 | 3 | 8 | 1 | 2 | 34 |
| 34 | JOHNSON, Nate | G | 14 | 6-11 | 2-5 | 0-0 | 1 | 3 | 4 | 3 | 4 | 2 | 2 | 29 |
| 22 | BUCA, Dorin | 2 | 1-3 | 0-1 | 0-0 | 1 | 2 | 3 | 1 | 0 | 1 | 0 | 1 | 11 |
| 10 | CASTILLO, David | 9 | 3-7 | 1-2 | 2-2 | 1 | 2 | 3 | 2 | 2 | 0 | 0 | 0 | 24 |
| 14 | IKEGWURUKA, Mobi | 2 | 1-1 | 0-0 | 0-0 | 0 | 2 | 2 | 0 | 2 | 1 | 1 | 0 | 13 |
| 03 | JONES, C.J. | 0 | 0-0 | 0-0 | 0-0 | 0 | 2 | 2 | 1 | 2 | 1 | 0 | 0 | 9 |
| 47 | KOSTIC, Andrej | 7 | 2-6 | 2-5 | 1-1 | 1 | 1 | 2 | 1 | 2 | 0 | 0 | 0 | 16 |
| 15 | MANNING, Taj | 2 | 1-1 | 0-0 | 0-0 | 0 | 0 | 0 | 0 | 1 | 0 | 0 | 0 | 3 |
| 23 | OSEI, Stephen | 2 | 1-3 | 0-0 | 0-0 | 1 | 0 | 1 | 0 | 0 | 0 | 0 | 0 | 3 |
| TEAM | | | | | | 3 | 2 | 5 | | | | | | |
| TOTALS | | 98 | 37-73 | 14-30 | 10-11 | 12 | 26 | 38 | 19 | 22 | 8 | 5 | 4 | 200 |

| | FG | FG% | 3FG | 3FG% | FT | FT% | Deadball Rebounds: 0, 1 |
|----------|-------|------|-------|------|-------|-------|----------------------------|
| 1st Half | 17-38 | 44.7 | 6-15 | 40.0 | 4-5 | 80.0 | Biggest Run: 11 (6:16 2H) |
| 2nd Half | 20-35 | 57.1 | 8-15 | 53.3 | 6-6 | 100.0 | Largest Lead: 23 (3:13 2H) |
| GAME | 37-73 | 50.7 | 14-30 | 46.7 | 10-11 | 90.9 | Technical Fouls: None |

Officials: Tony Henderson, Vlas Voyard-Todal, Tommy Johnson
Attendance: 5,278 | Start Time: 8:30 p.m. | Game Duration: 2:00
K-State led for 33:59 // MSU led 4:57 // Game was tied for 1:04
Lead Changes: 6 // Times Tied: 2

| Points From | Off Turnovers | Paint | 2nd Chance | Fast Break | Bench |
|-------------|---------------|-------|------------|------------|-------|
| MSU | 4 | 30 | 8 | 4 | 34 |
| K-State | 17 | 42 | 9 | 17 | 24 |

06 vs. NEBRASKA

Nov. 21, 2025 | Kansas City, Mo. / T-Mobile Center

| | | | | |
|----------|----|----|---|----|
| Nebraska | 45 | 41 | — | 86 |
| K-STATE | 35 | 50 | — | 85 |

▶ Senior **Sam Hoiberg** knocked down the winning free throw with 0.6 seconds left to lift Nebraska to an 86-85 win over K-State in the championship game of the Hall of Fame Classic on Nov. 21 at the T-Mobile Center.

▶ After Hoiberg intentionally missed the second free throw and senior **Nate Johnson** grabbed the rebound, the officials made a timing adjustment to give K-State one last chance with 0.9 seconds, however, senior **Khamari McGriff's** pass was off the mark, as Nebraska (6-0) ran its winning streak to 10 games.

▶ The backcourt tandem of juniors **P.J. Haggerty** (27 points) and **Abdi Bashir Jr.** (26 points) combined for 53 of the team's 85 points, including 33 in the second half when the Wildcats rallied from a 10-point halftime deficit.

▶ K-State, which trailed by as many as 15 points in the first half, got a spark from Bashir out of halftime as he connected on three 3-pointers to ignite an 11-0 run that gave the Wildcats a 46-45 lead. From there, the teams went back and forth with neither holding more than a 5-point lead in a second half that included 12 lead changes and nine ties.

▶ Haggerty gave K-State its largest lead at 72-67 on a layup with 7:21 to play before Nebraska answered back with 9 straight points to go ahead 76-72 with just 5 minutes remaining. However, four free throws by the Wildcats tied it at 76-all, including 3 in a row from Bashir.

▶ Neither team led by more than 2 points in the last 4 minutes, as they matched each other shot for shot. Tied at 83-all with less than a minute to play, senior **Rienk Mast** gave the Huskers an 85-83 lead by converting on a layup with 35 seconds before Haggerty matched it 8 seconds later to knot it at 85-all.

▶ Nebraska called a full timeout with 22 seconds to play to set up the final sequence, as junior **Pryce Sandfort** missed a 3-pointer, but Hoiberg grabbed the offensive rebound and was fouled.

▶ The Huskers did most of their damage in the paint, where they outscored the Wildcats, 48-24. They converted on 54.1 percent (33-of-61) of their field goals, including a stellar 86.2 percent (25-of-29) of their 2

2025-26 BOXSCORES/RECAPS

07 AT INDIANA

Nov. 25, 2025 | Bloomington, Ind. / Assembly Hall

| | | | | |
|---------|----|----|---|----|
| Indiana | 39 | 47 | — | 86 |
| K-STATE | 27 | 42 | — | 69 |

▶ K-State was forced into a season-high 19 turnovers leading to 27 Indiana points, as the No. 25/24 Hoosiers remained unbeaten with an 86-69 win over the Wildcats on Nov. 25 before 12,342 fans at Simon Skjodt Assembly Hall.

▶ The Wildcats (5-2), whose offense entered the game averaging more than 90 points per game, were held to a season-low in both points and field goal percentage (42.1), while the nation's leading scorer – junior **P.J. Haggerty** – finished with a season-low 16 points on 7-of-17 shooting and 6 turnovers. The reigning National Player of the Week saw his school-record streak of games scoring 20 or more points to open the season come to an end at 6 games.

▶ Haggerty was joined in double figures by seniors **C.J. Jones** and **Nate Johnson** who finished the night with 15 and 13 points, respectively. Junior **Elias Rapieque** posted a season-high 9 points to go with 5 rebounds.

▶ K-State struggled from the opening tip, as Indiana jumped out to a 20-4 lead while holding the Wildcats to a 1-of-11 start from the field and 7 turnovers. A 10-0 run sparked by the play of Johnson, Jones and Rapieque enabled the Wildcats to climb back to within a possession on three different occasions. However, a pair of free throws by the Hoosiers before the final media timeout ignited a 13-3 run to end the half that pushed the lead back out to 12 points.

▶ Indiana's momentum continued out of the halftime break, as the Hoosiers scored 10 of the first 12 points to go ahead 49-29 and forced a timeout by **Jerome Tang** less than 4 minutes into the second half. Haggerty helped start a 13-4 run that pulled the Wildcats to within 67-57 with 8:51 remaining.

▶ However, a 3-point play by Conerway on the next possession ended any hopes of a further comeback, as the Hoosiers rattled off 10 of the next 12 points to push back ahead 77-59 with 5:39 to play. The home team extended the lead to as many as 23 points before the Wildcats closed the game with 3-pointers from sophomore **David Castillo** and Jones for the final margin.

▶ In addition to the 27 points scored off turnovers, Indiana also took advantage of a season-high 25 personal fouls by K-State, converting on 22 of 29 attempts from the free throw line. The Hoosiers shot 47.4 percent (27-of-57) from the field, including 57.7 percent (15-of-26) in the second half.

▶ The win continued the Hoosiers' mastery of the Wildcats as they have now won 10 straight in the series, including all 5 matchups at famed Assembly Hall.

| INDIANA (6-0) | | | | | | | | | | | | | | | |
|---------------|------------------|----|-----|-------|-------|-------|----|----|----|----|----|----|---|---|-----|
| No. | Name | | PTS | FG | 3FG | FT | O | D | R | PF | A | TO | S | B | MIN |
| 01 | BAILEY, Reed | F | 21 | 4-7 | 0-1 | 13-15 | 2 | 2 | 4 | 2 | 2 | 3 | 0 | 0 | 29 |
| 12 | DEVRIES, Tucker | F | 9 | 4-11 | 1-6 | 0-0 | 2 | 4 | 6 | 2 | 5 | 1 | 1 | 2 | 31 |
| 03 | WILKERSON, Lamar | G | 14 | 4-7 | 4-7 | 2-2 | 0 | 4 | 4 | 4 | 1 | 3 | 0 | 0 | 37 |
| 05 | ENRIGHT, Conor | G | 7 | 2-5 | 2-5 | 1-2 | 2 | 4 | 6 | 4 | 3 | 1 | 2 | 0 | 31 |
| 06 | CONERWAY, Tayton | G | 19 | 7-14 | 2-7 | 3-4 | 0 | 4 | 4 | 3 | 2 | 7 | 3 | 0 | 26 |
| 04 | ALEXIS, Sam | 3 | 1-1 | 0-0 | 1-2 | 0 | 2 | 2 | 4 | 1 | 0 | 1 | 1 | 1 | 10 |
| 11 | SISLEY, Trent | 12 | 5-8 | 1-3 | 1-2 | 3 | 2 | 5 | 0 | 1 | 1 | 0 | 0 | 0 | 21 |
| 07 | DORN, Nick | 1 | 0-3 | 0-3 | 1-2 | 0 | 1 | 1 | 1 | 0 | 0 | 0 | 0 | 0 | 11 |
| 00 | MILES, Jasai | 0 | 0-0 | 0-0 | 0-0 | 0 | 0 | 0 | 0 | 0 | 0 | 0 | 0 | 0 | 2 |
| 18 | GRENSING, Tryce | 0 | 0-0 | 0-0 | 0-0 | 0 | 0 | 0 | 0 | 0 | 0 | 0 | 0 | 0 | 0+ |
| 21 | SNIVELY, Drew | 0 | 0-1 | 0-1 | 0-0 | 0 | 0 | 0 | 0 | 0 | 0 | 0 | 0 | 0 | 0+ |
| 30 | STEPHENS, Ian | 0 | 0-0 | 0-0 | 0-0 | 0 | 0 | 0 | 0 | 0 | 0 | 0 | 0 | 0 | 0+ |
| TEAM | | | | | | | 2 | 1 | 3 | | | 1 | | | |
| TOTALS | | | 86 | 27-57 | 10-33 | 22-29 | 11 | 24 | 35 | 20 | 15 | 17 | 7 | 4 | 200 |

| | FG | FG% | 3FG | 3FG% | FT | FT% | |
|----------|-------|------|-------|------|-------|------|----------------------------|
| 1st Half | 12-31 | 38.7 | 7-22 | 31.8 | 8-10 | 80.0 | Deadball Rebounds: 6, 1 |
| 2nd Half | 15-26 | 57.7 | 3-11 | 27.3 | 14-19 | 73.7 | Biggest Run: 11 (13:29 1H) |
| GAME | 27-57 | 47.4 | 10-33 | 30.3 | 22-29 | 75.9 | Largest Lead: 23 (2:02 2H) |
| | | | | | | | Technical Fouls: None |

| K-STATE (5-2) | | | | | | | | | | | | | | | |
|---------------|------------------|----|------|-------|------|-------|---|----|----|----|----|----|---|-----|-----|
| No. | Name | | PTS | FG | 3FG | FT | O | D | R | PF | A | TO | S | B | MIN |
| 00 | RAPIEQUE, Elias | W | 9 | 4-6 | 1-1 | 0-0 | 2 | 3 | 5 | 4 | 0 | 1 | 2 | 0 | 22 |
| 21 | MCGRIFF, Khamari | W | 2 | 1-1 | 0-0 | 0-0 | 0 | 1 | 1 | 3 | 1 | 0 | 1 | 0 | 10 |
| 01 | BASHIR Jr., Abdi | G | 3 | 1-2 | 1-2 | 0-0 | 0 | 1 | 1 | 1 | 1 | 0 | 0 | 0 | 14 |
| 04 | HAGGERTY, P.J. | G | 16 | 7-18 | 0-2 | 2-3 | 0 | 3 | 3 | 4 | 2 | 6 | 0 | 0 | 36 |
| 34 | JOHNSON, Nate | G | 13 | 3-9 | 2-6 | 5-6 | 0 | 5 | 5 | 2 | 2 | 4 | 2 | 0 | 33 |
| 22 | BUCA, Dorin | 2 | 0 | 0-0 | 0-0 | 2-2 | 1 | 1 | 2 | 1 | 0 | 2 | 0 | 1 | 6 |
| 10 | CASTILLO, David | 7 | 2-9 | 1-5 | 2-2 | 1 | 0 | 1 | 2 | 2 | 2 | 0 | 0 | 0 | 29 |
| 03 | JONES, C.J. | 15 | 5-10 | 3-4 | 2-2 | 1 | 1 | 2 | 2 | 1 | 1 | 0 | 0 | 0 | 23 |
| 14 | IKEGWURUKA, Mobi | 0 | 0 | 0-0 | 0-0 | 0-0 | 1 | 1 | 2 | 4 | 0 | 0 | 2 | 1 | 5 |
| 47 | KOSTIC, Andrej | 2 | 1-2 | 0-0 | 0-0 | 2 | 0 | 2 | 2 | 2 | 1 | 1 | 0 | 0 | 10 |
| 15 | MANNING, Taj | 0 | 0-0 | 0-0 | 0-0 | 0 | 1 | 1 | 0 | 0 | 0 | 0 | 0 | 0 | 0+ |
| 23 | OSEI, Stephen | 0 | 0-0 | 0-0 | 0-0 | 0 | 0 | 0 | 0 | 0 | 0 | 0 | 0 | 0 | 0+ |
| TEAM | | | | | | | 0 | 3 | 3 | | | | | | |
| TOTALS | | | 69 | 24-57 | 8-20 | 13-15 | 8 | 20 | 28 | 15 | 19 | 6 | 2 | 200 | |

| | FG | FG% | 3FG | 3FG% | FT | FT% | Deadball Rebounds: 2, 0 |
|----------|-------|------|------|------|-------|------|---------------------------|
| 1st Half | 8-24 | 33.3 | 2-7 | 28.6 | 9-10 | 90.0 | Biggest Run: 10 (9:05 1H) |
| 2nd Half | 16-33 | 48.5 | 6-13 | 46.2 | 4-5 | 80.0 | Largest Lead: None |
| GAME | 24-57 | 42.1 | 8-20 | 40.0 | 13-15 | 86.7 | Technical Fouls: None |

Officials: Brian Dorsey, Earl Walton, James Ford
Attendance: 12,342 | Start Time: 7:15 p.m. | Game Duration: 2:11
K-State never led // IU led 39-47 // Game was tied for 0:13
Lead Changes: 0 // Times Tied: 0

| Points From | Off Turnovers | Paint | 2nd Chance | Fast Break | Bench |
|-------------|---------------|-------|------------|------------|-------|
| IU | 27 | 32 | 11 | 14 | 16 |
| K-State | 16 | 24 | 4 | 11 | 26 |

08 BOWLING GREEN

Dec. 1, 2025 | Manhattan, Kan. / Bramlage Coliseum

| | | | | |
|---------------|----|----|---|----|
| Bowling Green | 49 | 33 | — | 82 |
| K-STATE | 35 | 31 | — | 66 |

▶ Senior **Sam Towns** led all scorers with 27 points, including 17 in a big first-half performance by Bowling Green, as the Falcons earned an 82-66 wire-to-wire win over K-State Dec. 1 before 6,917 fans at Bramlage Coliseum.

▶ Led by Towns, Bowling Green (6-2) set the tone for the game in the first half, scoring 49 points on 50 percent (19-of-38) shooting, including 56.3 percent (9-of-16) from 3-point range, in building a 14-point lead at the half. Towns was nearly perfect from the field in the opening half, connecting on 7-of-8 field goal attempts, including all 3 from beyond the arc.

▶ Despite cooling off from the field in the second half, the Falcons answered every attempt by the Wildcats to cut into the deficit, keeping the lead in double figures for much of the time, including by 18 points with 36 seconds to play. Towns was joined in double figures by seniors **Javontae Campbell** and **Javon Ruffin**, who each scored 17 points.

▶ K-State (5-3) dropped its third straight game after opening the season 5-0, as the Wildcats were held to season-lows in points (66), field goal percentage (39.3) and free throw percentage (54.5) while hitting on just 26.1 percent (6-of-23) from 3-point range.

▶ Sophomore **David Castillo**, in his first start of the season, produced a career-high 22 points on 8-of-15 field goals, including 3-of-9 from 3-point range, while junior **P.J. Haggerty** added 17 points on 6-of-19 shooting, including 1-of-4 from beyond the arc, and 4-of-9 from the line.

▶ The Wildcats turned the ball over a season-low 6 times and surrendered just 3 steals against the Falcons, who lead the NCAA in turnovers forced per game (20.4) and steals per game (13.4).

▶ The loss snapped a 6-game non-conference winning streak at Bramlage Coliseum, as the Wildcats lost for just the third time in a non-conference home game under head coach **Jerome Tang**.

| BOWLING GREEN (6-2) | | | | | | | | | | | | | | | |
|---------------------|---------------------|-------|------|-------|-------|-------|------|----------------------------|----|----|----|---|---|-----|-----|
| No. | Name | PTS | FG | 3FG | FT | O | D | R | PF | A | TO | S | B | MIN | |
| 14 | TOWNS, Sam | F | 27 | 9-14 | 3-5 | 6-6 | 2 | 6 | 8 | 3 | 2 | 0 | 2 | 0 | 34 |
| 16 | GLOVER II, Troy | F | 2 | 1-5 | 0-0 | 0-0 | 5 | 3 | 8 | 1 | 0 | 2 | 0 | 2 | 23 |
| 02 | CAMPBELL, Javontae | G | 17 | 6-11 | 1-2 | 4-7 | 2 | 4 | 6 | 4 | 5 | 2 | 0 | 0 | 33 |
| 11 | RUFFIN, Javon | G | 17 | 5-11 | 5-8 | 2-2 | 1 | 4 | 5 | 3 | 3 | 2 | 0 | 0 | 38 |
| 25 | THOMAS, Justin | G | 6 | 2-6 | 1-2 | 1-2 | 1 | 2 | 3 | 2 | 3 | 0 | 0 | 0 | 35 |
| 09 | WOL, Mayor | 4 | 2-5 | 0-3 | 0-0 | 0 | 0 | 3 | 3 | 1 | 1 | 0 | 0 | 0 | 13 |
| 04 | SHACKELFORD, Josiah | 9 | 3-10 | 2-6 | 1-2 | 3 | 2 | 5 | 4 | 2 | 1 | 1 | 0 | 0 | 25 |
| TEAM | | | | | | 1 | 0 | 1 | | 1 | | | | | |
| TOTALS | | | 82 | 28-62 | 12-26 | 14-19 | 15 | 24 | 39 | 15 | 16 | 8 | 3 | 2 | 200 |
| | | FG | FG% | 3FG | 3FG% | FT | FT% | Deadball Rebounds: 4,3 | | | | | | | |
| 1st Half | | 19-38 | 50.0 | 9-16 | 56.3 | 2-4 | 50.0 | Biggest Run: 8 (3:31 1H) | | | | | | | |
| 2nd Half | | 9-24 | 37.5 | 3-10 | 30.0 | 12-15 | 80.0 | Largest Lead: 18 (0:36 2H) | | | | | | | |
| GAME | | 28-62 | 45.2 | 12-26 | 46.2 | 14-19 | 73.7 | Technical Fouls: None | | | | | | | |

| K-STATE (5-3) | | | | | | | | | | | | | | |
|---------------|------|-----|----|-----|----|---|---|---|----|---|----|---|---|-----|
| No. | Name | PTS | FG | 3FG | FT | O | D | R | PF | A | TO | S | B | MIN |

| | | | | | | | | | | | | | | | |
|--------|------------------|---|-----|-------|------|-------|----|----|----|----|----|---|---|----|-----|
| 01 | BASHIR Jr., Abdi | G | 8 | 3-10 | 2-7 | 0-0 | 1 | 2 | 1 | 1 | 0 | 0 | 0 | 22 | |
| 04 | HAGGERTY, P.J. | G | 17 | 6-19 | 1-4 | 4-9 | 2 | 2 | 4 | 1 | 2 | 3 | 1 | 0 | 32 |
| 10 | CASTILLO, David | G | 22 | 8-15 | 3-9 | 3-4 | 1 | 0 | 1 | 1 | 1 | 1 | 0 | 0 | 33 |
| 34 | JOHNSON, Nate | G | 4 | 2-6 | 0-1 | 0-0 | 0 | 4 | 4 | 2 | 2 | 1 | 2 | 0 | 32 |
| 00 | RAPIEQUE, Elias | 0 | 0-0 | 0-0 | 0-0 | 0-0 | 1 | 0 | 1 | 2 | 1 | 0 | 0 | 0 | 7 |
| 03 | JONES, C.J. | 4 | 1-3 | 0-1 | 2-2 | 1 | 0 | 1 | 2 | 1 | 0 | 0 | 0 | 0 | 20 |
| 06 | JOHNSON, Marcus | 0 | 0-0 | 0-0 | 0-0 | 0-0 | 1 | 1 | 1 | 0 | 0 | 0 | 0 | 0 | 2 |
| 14 | KEGWURUKA, Mobi | 0 | 0-2 | 0-0 | 0-0 | 0-0 | 2 | 5 | 7 | 4 | 1 | 0 | 0 | 0 | 15 |
| 15 | MANNING, Taj | 2 | 0-1 | 0-1 | 2-2 | 2 | 2 | 4 | 0 | 0 | 0 | 0 | 0 | 0 | 13 |
| TEAM | | | | | | | 1 | 1 | 2 | | | | | | |
| TOTALS | | | 66 | 24-61 | 6-23 | 12-22 | 13 | 19 | 32 | 18 | 11 | 6 | 3 | 3 | 200 |

| | | | | | | | |
|----------|-------|------|------|------|-------|------|--------------------------|
| | FG | FG% | 3FG | 3FG% | FT | FT% | Deadball Rebounds: 7, 1 |
| 1st Half | 15-33 | 45.5 | 5-13 | 38.5 | 0-4 | 0.0 | Biggest Run: 5 (6:25) 1H |
| 2nd Half | 9-28 | 32.1 | 1-10 | 10.0 | 12-18 | 66.7 | Largest Lead: None |
| Game | 24-61 | 39.3 | 6-23 | 26.1 | 12-22 | 54.5 | Tactical Fouls: None |

Officials: Doug Simmons, Keith Patterson, Lee Cassell

Attendance: 6,917 | **Start Time:** 7:01 p.m. | **Game Duration:** 1:58

Officials: Doug Simmons, Keith Patterson, Lee Cassell
Attendance: 6,917 | Start Time: 7:01 p.m. | Game Duration: 1:58
K-State never led // Bowling Green led 39-04 // Game was tied for 0:56
Lead Changes: 0 // Times Tied: 0

| Points From | Off Turnovers | Paint | 2nd Chance | Fast Break | Bench |
|-------------|---------------|-------|------------|------------|-------|
| BGSU | 9 | 30 | 17 | 0 | 13 |
| K-State | 6 | 32 | 14 | 9 | 6 |

09 SETON HALL

Dec. 6, 2025 | Manhattan, Kan. / Bramlage Coliseum

| | | | | |
|------------|----|----|---|----|
| Seton Hall | 35 | 43 | — | 78 |
| K-STATE | 29 | 38 | — | 67 |

▶ Seton Hall showed why it is one of the top defensive teams in the country by forcing Kansas State into season-lows into multiple offensive categories en route to a 78-67 win on Dec. 6 before 9,195 fans at Bramlage Coliseum.

▶ The Pirates (9-1), who rank in the top-15 in scoring defense, blocks, turnover margin and steals, continued their impressive start to the season by converting 16 Wildcat turnover into 22 points while also holding the potent K-State offense to 67 points on season-lows for field goal percentage (37.1), 3-point field goal percentage (20.0) and free throw percentage (42.9).

▶ In game where the Pirates held a slight edge in field goal percentage (38.9 to 37.1) it was the 22-7 advantage in points off turnovers and 20 missed free throws by the Wildcats (5-4) that proved to be too much to overcome despite a season-best crowd of 9,196 fans who were on hand to see the introduction of new head football coach **Collin Klein** at halftime.

▶ Seton Hall led by as many as 8 points in the early going before 7-foot-2 junior center **Dorin Buca** helped ignite a 10-2 run by K-State that tied it at 22-all, forcing a timeout by coach **Shaheen Holloway** with under 8 minutes to play in the half. The teams went back and forth before a driving layup by senior **Elijah Fisher** sparked an 8-0 run that carried the Pirates to a 35-29 halftime lead.

▶ The momentum carried into the early moments of the second half, as a dunk by freshman **Najai Hines** started a 9-2 run that extended the lead to 44-31, forcing a timeout by K-State head coach **Jerome Tang** with 17:21 to play. The Wildcats used another 10-2 run to close the deficit to 62-54 with less than 6 minutes to play, but the Pirates responded with 9 straight points to put the game away at 71-54 with just over 4 minutes remaining.

▶ Graduate transfer **A.J. Staton-McCray** and Fisher paced four Seton Hall players in double figures with a game-high 16 points each, while Hines and junior **Adam Clark** added 11 and 10 points, respectively.

▶ All five K-State starters scored in double figures for the first time this season led by a team-high 12 points from senior **Khamari McGriff**. Juniors **Abdi Bashir Jr.** and **P.J. Haggerty** and senior **Nate Johnson** all added 11 points while sophomore **David Castillo** had 10 points in his second straight start.

▶ Buca finished with his best all-around game of the season with 5 points, 7 rebounds, 2 assists and 3 blocked shots in just 17 minutes of action.

| SETON HALL (9-1) | | | | | | | | | | | | | | | |
|------------------|---------------------|----|-----|-------|------|-------|-----|------------------------|----|----|----|----|----|---|-----|
| No. | Name | | PTS | FG | 3FG | FT | O | D | R | PF | A | TO | S | B | MIN |
| 06 | PAYNE III, Stephen | F | 5 | 2-3 | 0-0 | 1-2 | 3 | 3 | 6 | 4 | 2 | 0 | 1 | 2 | 19 |
| 00 | CLARK, Adam | G | 10 | 4-13 | 1-3 | 1-4 | 0 | 3 | 3 | 2 | 3 | 1 | 0 | 1 | 31 |
| 14 | STATON-MCCRAY, A.J. | G | 16 | 3-15 | 1-7 | 9-9 | 0 | 5 | 5 | 1 | 4 | 1 | 2 | 1 | 32 |
| 22 | FISHER, Elijah | G | 16 | 5-9 | 1-4 | 5-6 | 3 | 2 | 5 | 4 | 1 | 2 | 2 | 0 | 31 |
| 29 | WILLIAMS II, Mike | G | 9 | 4-11 | 1-4 | 0-0 | 1 | 1 | 2 | 0 | 2 | 3 | 2 | 0 | 24 |
| 02 | SIMPkins, Tajane | G | 6 | 3-6 | 0-2 | 0-0 | 3 | 3 | 3 | 1 | 1 | 0 | 1 | 0 | 20 |
| 25 | HINES, Najai | 11 | 5 | 5-6 | 0-0 | 1-1 | 1 | 2 | 3 | 4 | 0 | 0 | 0 | 2 | 13 |
| 13 | PARKER, Trey | 5 | 2-3 | 1-2 | 0-0 | 1 | 4 | 4 | 2 | 2 | 2 | 2 | 1 | 0 | 16 |
| 01 | DAR, Jacob | 0 | 0-2 | 0-0 | 0-0 | 1 | 0 | 1 | 1 | 0 | 0 | 0 | 0 | 0 | 4 |
| 07 | RIVERA, Josh | 0 | 0-4 | 0-1 | 0-0 | 2 | 4 | 6 | 1 | 0 | 1 | 0 | 0 | 0 | 4 |
| TEAM | | | | | | | 4 | 2 | 6 | | | 1 | | | |
| TOTALS | | | 78 | 28-72 | 5-23 | 17-22 | 15 | 29 | 44 | 22 | 15 | 12 | 10 | 5 | 200 |
| | | FG | FG% | 3FG | 3FG% | FT | FT% | Deadball Rebounds: 5:0 | | | | | | | |

2025-26 BOXSCORES/RECAPS

10MISSISSIPPI VALLEY STATE

Dec. 8, 2025 | Manhattan, Kan. / Bramlage Coliseum

| | | | | |
|--------------------|----|----|---|-----|
| Mississippi Valley | 21 | 28 | — | 49 |
| K-STATE | 55 | 53 | — | 108 |

► K-State ended its 4-game skid with a thorough domination of Mississippi Valley State on Dec. 8, breaking 100 points for the fourth time under head coach **Jerome Tang** while connecting on 57.6 percent shooting in a 108-49 victory before 6,682 fans at Bramlage Coliseum.

► K-State (6-4) eclipsed 100 points in a game for the 42nd time, while the 108 points tied for the eighth-most in school history and were the most since the Wildcats scored a school-record 120 points in a win over UAPB more than a year ago. The 59-point margin of victory tied for the fourth-largest and was the largest since a 61-point win over Alabama-Huntsville on Nov. 13, 2012.

► In shooting 57.6 percent (38-of-66) from the field, the Wildcats made 63.3 percent (19-of-30) of their 2-point field goals, including a 34-10 advantage in the paint, while collecting the third-most 3-point field goals (19) in school history on 52.8 percent shooting. They also outscored the Delta Devils in points off turnovers (17-4), second-chance points (17-7) and fast-break points (27-11).

► The 19 made 3-pointers are only surpassed by the school-record 23 against Fresno State in 1994 and the 21 vs. UAPB in 2024. Six different players had at least one 3-pointers, including 5 each from juniors **P.J. Haggerty** and **Abdi Bashir Jr.** and sophomore **David Castillo**.

► All 11 players who saw action had at least one made field goal while four Wildcats scored in double figures led by a game-high 28 points from the nation's leading scorer — Haggerty — who has now scored in double figures in all 10 games this season. Castillo had 19 points off the bench on 6-of-11 field goals, while Bashir and senior **Nate Johnson** added 15 and 14 points, respectively.

► The Wildcats also shared the ball well with the third-most assists (30) in a game on their 38 made field goals, as four players tallied 5 or more assists, including a game-high 6 by Johnson.

► K-State took control less than 2 minutes into the game with 6 straight points before stretching its lead to 20 points (32-12) near the midway point of the first half. The lead was 18 points before a 14-0 run made it 50-18 with less than 2 minutes before halftime. The second half was much of the same as the deficit never fell below 32 points and grew to as many as 61 (108-47) with 1:25 to play.

► MVSU (1-9) shot just 25.8 percent (16-of-62), including 22.2 percent (4-of-18) from 3-point range. Junior **Michael James** led the way with 23 points.

| MISSISSIPPI VALLEY STATE (1-9) | | | | | | | | | | | | | |
|--------------------------------|-------------------|-----|-------|-------|-------|-----|----|----|----|----|----|---|---|
| No. | Name | PTS | FG | 3FG | FT | O | D | R | PF | A | TO | S | B |
| 03 | SAMS, Lamont | F | 3 | 1-3 | 1-2 | 0-0 | 0 | 2 | 2 | 3 | 1 | 1 | 0 |
| 22 | MAYFIELD, Daniel | F | 6 | 1-11 | 0-2 | 4-4 | 1 | 5 | 6 | 0 | 0 | 3 | 0 |
| 02 | HOLMES, Delkedic | G | 2 | 1-3 | 0-0 | 0-0 | 0 | 1 | 1 | 1 | 3 | 1 | 0 |
| 10 | JAMES, Michael | G | 23 | 10-23 | 3-8 | 0-0 | 2 | 1 | 3 | 2 | 1 | 6 | 3 |
| 24 | BARNETT, X'Zaevon | G | 4 | 1-5 | 0-1 | 2-4 | 1 | 6 | 7 | 1 | 1 | 2 | 2 |
| 00 | PUNCH, Patrick | S | 5 | 0-7 | 0-3 | 5-6 | 2 | 1 | 3 | 0 | 4 | 3 | 1 |
| 05 | SUTTON, Chance | O | 0 | 0-1 | 0-0 | 0-0 | 1 | 0 | 1 | 2 | 0 | 0 | 0 |
| 20 | MEZIN, Mussa | 6 | 2-8 | 0-1 | 2-2 | 2 | 0 | 2 | 3 | 1 | 0 | 1 | 0 |
| 33 | SISK, Antonio | O | 0 | 0-1 | 0-1 | 0-0 | 0 | 0 | 0 | 0 | 0 | 2 | 0 |
| TEAM | | | | | | 3 | 2 | 5 | | 1 | | | |
| TOTALS | | 49 | 16-62 | 4-18 | 13-16 | 12 | 18 | 30 | 12 | 11 | 19 | 8 | 4 |

| | FG | FG% | 3FG | 3FG% | FT | FT% |
|----------|-------|------|------|------|-------|-------|
| 1st Half | 6-31 | 19.4 | 0-6 | 0.0 | 9-12 | 75.0 |
| 2nd Half | 10-31 | 32.3 | 4-12 | 33.3 | 4-4 | 100.0 |
| GAME | 16-62 | 25.8 | 4-18 | 22.2 | 13-16 | 81.3 |

Deadball Rebounds: 4, 0
Biggest Run: 3 (19:52 1H)
Largest Lead: None
Technical Fouls: None

| K-STATE (6-4) | | | | | | | | | | | | | |
|---------------|------------------|-----|-------|-------|-------|-----|----|----|----|----|----|----|---|
| No. | Name | PTS | FG | 3FG | FT | O | D | R | PF | A | TO | S | B |
| 00 | RAPIEQUE, Elias | W | 5 | 2-4 | 0-0 | 1-3 | 4 | 2 | 6 | 3 | 2 | 2 | 0 |
| 21 | McGRIFF, Khamari | W | 8 | 2-2 | 0-0 | 4-4 | 1 | 3 | 4 | 3 | 2 | 2 | 0 |
| 01 | BASHIR Jr., Abdi | G | 15 | 5-10 | 5-10 | 0-0 | 0 | 2 | 2 | 0 | 5 | 2 | 2 |
| 04 | HAGGERTY, P.J. | G | 28 | 11-14 | 5-6 | 1-1 | 0 | 4 | 4 | 1 | 3 | 2 | 1 |
| 34 | JOHNSON, Nate | G | 14 | 5-7 | 2-3 | 2-2 | 1 | 2 | 3 | 1 | 6 | 0 | 5 |
| 03 | JONES, C.J. | S | 5 | 2-4 | 1-1 | 0-0 | 0 | 2 | 2 | 0 | 0 | 0 | 0 |
| 10 | CASTILLO, David | 19 | 6-11 | 5-8 | 2-2 | 0 | 3 | 3 | 0 | 5 | 3 | 1 | 0 |
| 15 | MANNING, Taj | 4 | 2-4 | 0-1 | 0-0 | 3 | 3 | 6 | 0 | 0 | 0 | 1 | 0 |
| 22 | BUCA, Dorin | 5 | 1-3 | 0-1 | 3-4 | 0 | 5 | 5 | 3 | 1 | 1 | 0 | 0 |
| 47 | KOSTIC, Andrej | 2 | 1-4 | 0-3 | 0-0 | 2 | 2 | 4 | 2 | 3 | 1 | 1 | 0 |
| 06 | JOHNSON, Marcus | 3 | 1-3 | 1-3 | 0-0 | 0 | 2 | 2 | 0 | 2 | 0 | 1 | 0 |
| TEAM | | | | | | 1 | 3 | 4 | | | | | |
| TOTALS | | 108 | 38-66 | 19-36 | 13-16 | 12 | 33 | 45 | 15 | 30 | 14 | 13 | 6 |

| | FG | FG% | 3FG | 3FG% | FT | FT% |
|----------|-------|------|-------|------|-------|-------|
| 1st Half | 19-32 | 59.4 | 6-13 | 46.2 | 11-14 | 78.6 |
| 2nd Half | 19-34 | 55.9 | 13-23 | 56.5 | 2-2 | 100.0 |
| GAME | 38-66 | 57.6 | 19-36 | 52.8 | 13-16 | 81.3 |

Deadball Rebounds: 1, 0
Biggest Run: 14 (2:04 1H)
Largest Lead: 61 (4:33 2H)
Technical Fouls: None

Officials: Kipp Kissinger, Doug Simmons, Ron Groover
Attendance: 6,682 | Start Time: 7:01 p.m. | Game Duration: 1:56
K-State led 38:35 // Mississippi Valley never led // Game was tied for 1:25
Lead Changes: 0 // Times Tied: 1

| Points From | Off Turnovers | Paint | 2nd Chance | Fast Break | Bench |
|-------------|---------------|-------|------------|------------|-------|
| MVSU | 4 | 10 | 7 | 11 | 11 |
| K-State | 17 | 34 | 17 | 27 | 38 |

11AT CREIGHTON

Dec. 13, 2025 | Omaha, Neb. / CHI Health Center Omaha

| | | | | |
|----------------|----|----|---|----|
| Creighton | 33 | 43 | — | 76 |
| K-STATE | 51 | 32 | — | 83 |

► Sophomore **David Castillo** scored six of his game-high 19 points in the last two minutes to help K-State hold off a furious Creighton rally in an 83-76 win on Dec. 13 before 16,657 fans at CHI Health Center Omaha.

► K-State (7-4) earned its first win in a non-conference road game since a 75-60 victory at LSU on Dec. 9, 2023, snapping a 4-game skid. The Wildcats posted just their third all-time win in 10 visits to Omaha (1969, 1987 and 2025) while running their winning streak over the Bluejays to 4 games.

► Buoyed by a near record-setting 51-point first-half, K-State led by as many as 20 points in the early moments of the second half before Creighton (5-5) slowly chipped away at the deficit, closing to within 73-70 with 2:41 to play. However, Castillo saved his best for clutch time, scoring six of the Wildcats' last 10 points while adding an assist. It marked the fourth straight game in double figures for the sophomore, including the second in a row off the bench with 19 points.

► After Bluejay senior **Josh Dix** missed a 3-pointer that would have tied the game with 2:10 remaining, Castillo grabbed the rebound and converted on a driving layup. Following another 3-point miss, Castillo once again drove the lane, feeding senior **Khamari McGriff** on a lob dunk to put the Wildcats ahead 77-70 with 1:21 left. Castillo then knocked down a pair of free throws for a 79-73 lead before finishing things off with a breakaway dunk with 18 seconds.

► Castillo was one of four Wildcats to score in double figures, collecting his 19 points on 7-of-11 field goals, including 2-of-4 from 3-point range, while making all 3 free throws. Omaha native junior **Abdi Bashir Jr.** put on a show for the hometown crowd with 18 points on 6 made 3-pointers, including 15 points in the first half when he eclipsed 1,000 career points. Senior **Khamari McGriff** and junior **P.J. Haggerty** added 12 and 10 points, respectively, while senior **Nate Johnson** had game-highs in both assists (6) and steals (4) go with 8 points.

► K-State led by as many as 18 points in the first half, including 51-33 at the break, as the Wildcats connected on 59.4 percent (19-of-32) from the field, including 64.7 percent (11-of-17) from 3-point range.

► The Wildcats, which shot a season-low 27.8 percent (10-of-36) in the second half, finished at 42.6 percent (29-of-68) for the game, including 42.9 percent (12-of-28) from 3-point range. The team also made 13 of 15 attempts (86.7 percent) from the free throw line and turned the ball over just 7 times.

| CREIGHTON (5-5) | | | | | | | | | | | | | |
|-----------------|----------------|-----|-------|-------|-------|-----|----|----|----|----|----|---|---|
| No. | Name | PTS | FG | 3FG | FT | O | D | R | PF | A | TO | S | B |
| 00 | GREEN, Jasen | F | 6 | 3-7 | 0-1 | 0-0 | 2 | 6 | 8 | 2 | 3 | 2 | 0 |
| 41 | TRAUDT, Isaac | F | 18 | 5-10 | 4-8 | 4-5 | 2 | 5 | 7 | 1 | 0 | 0 | 0 |
| 01 | SWARTZ, Austin | G | 12 | 4-11 | 4-9 | 0-0 | 2 | 1 | 3 | 2 | 2 | 2 | 0 |
| 04 | DIX, Josh | G | 18 | 7-17 | 2-7 | 2-2 | 2 | 5 | 7 | 0 | 2 | 0 | 0 |
| 09 | DAVIS, Ty | G | 5 | 2-3 | 1-2 | 0-0 | 0 | 2 | 2 | 3 | 5 | 1 | 1 |
| 05 | GRAVES, Nik | | 2 | 0-2 | 0-1 | 2-2 | 1 | 0 | 1 | 2 | 0 | 1 | 0 |
| 32 | FREEMAN, Owen | 4 | 2-6 | 0-0 | 0-0 | 2 | 2 | 4 | 1 | 2 | 0 | 1 | 3 |
| 07 | ZUGIC, Fedor | 7 | 2-5 | 1-3 | 2-2 | 0 | 2 | 2 | 2 | 0 | 0 | 1 | 1 |
| 17 | KONAN, Kerem | 0 | 0-1 | 0-0 | 0-0 | 0 | 0 | 0 | 0 | 1 | 0 | 0 | 0 |
| 02 | HARPER, Blake | 4 | 0-1 | 0-1 | 4-4 | 0 | 1 | 1 | 0 | 0 | 0 | 0 | 0 |
| TEAM | | | | | | 0 | 0 | | | 1 | | | |
| TOTALS | | 76 | 25-63 | 12-32 | 14-15 | 11 | 24 | 35 | 13 | 15 | 7 | 4 | 7 |

| | FG | FG% | 3FG | 3FG% | FT | FT% |
|----------|-------|------|-------|------|-------|-------|
| 1st Half | 10-31 | 32.3 | 5-15 | 33.3 | 8-8 | 100.0 |
| 2nd Half | 15-32 | 46.9 | 7-17 | 41.2 | 6-7 | 85.7 |
| GAME | 25-63 | 39.7 | 12-32 | 37.5 | 14-15 | 93.3 |

Deadball Rebounds: 1, 1
Biggest Run: 11 (16:38 2H)
Largest Lead: 3 (19:20 1H)
Technical Fouls: None

| K-STATE (7-4) | | | | | | | | | | | | | |
|---------------|------------------|-----|-------|-------|-------|-----|----|----|----|----|----|---|---|
| No. | Name | PTS | FG | 3FG | FT | O | D | R | PF | A | TO | S | B |
| 00 | RAPIEQUE, Elias | W | 9 | 4-5 | 1-1 | 0-0 | 3 | 3 | 6 | 5 | 2 | 0 | 0 |
| 21 | McGRIFF, Khamari | W | 12 | 3-7 | 1-1 | 5-6 | 3 | 3 | 6 | 2 | 0 | 1 | 0 |
| 01 | BASHIR Jr., Abdi | G | 18 | 6-17 | 6-12 | 0-0 | 0 | 2 | 2 | 0 | 1 | 1 | 0 |
| 04 | HAGGERTY, P.J. | G | 10 | 4-12 | 0-2 | 2-3 | 1 | 4 | 5 | 2 | 1 | 2 | 0 |
| 34 | JOHNSON, Nate | G | 8 | 3-10 | 2-7 | 0-0 | 1 | 3 | 4 | 1 | 6 | 2 | 4 |
| 10 | CASTILLO, David | 19 | 7-11 | 2-4 | 3-3 | 1 | 1 | 2 | 3 | 0 | 0 | 1 | 1 |
| 15 | MANNING, Taj | 2 | 1-2 | 0-0 | 0-0 | 2 | 3 | 5 | 0 | 0 | 0 | 0 | 0 |
| 22 | BUCA, Dorin | 5 | 1-3 | 0-0 | 3-3 | 2 | 3 | 5 | 2 | 1 | 1 | 0 | 0 |
| 03 | JONES, C.J. | 0 | 0-1 | 0-1 | 0-0 | 0 | 2 | 2 | 1 | 0 | 0 | 0 | 0 |
| TEAM | | | | | | 2 | 3 | 5 | | | | | |
| TOTALS | | 83 | 29-68 | 12-28 | 13-15 | 15 | 27 | 42 | 16 | 14 | 7 | 5 | 4 |

| | FG | FG% | 3FG | 3FG% | FT | FT% |
|----------|-------|------|-------|------|-------|-------|
| 1st Half | 19-32 | 59.4 | 11-17 | 64.7 | 2-2 | 100.0 |
| 2nd Half | 10-36 | 27.8 | 1-11 | 9.1 | 11-13 | 84.6 |
| GAME | 29-68 | 42.6 | 12-28 | 42.9 | 13-15 | 86.7 |

Deadball Rebounds: 1, 0
Biggest Run: 7 (3:34 1H)
Largest Lead: 20 (18:41 2H)
Technical Fouls: None

Officials: James Breeding, Tim Clougherty, Antinio Petty
Attendance: 16,657 | Start Time: 2:15 p.m. | Game Duration: 2:13
K-State led 36:51 // Creighton led 0:56 // Game was tied for 2:13
Lead Changes: 5 // Times Tied: 2

| Points From | Off Turnovers | Paint | 2nd Chance | Fast Break | Bench |
|-------------|---------------|-------|------------|------------|-------|
| CU | 2 | 24 | 11 | 10 | 17 |
| K-State | 8 | 34 | 16 | 9 | 26 |

THE LAST TIME K-STATE...

| | |
|--|--|
| <div>Team</div> <div> <p>K-State was ranked No. 1 in AP Top 25: March 14, 1959</p> <p>K-State was ranked in AP Top 25: No. 15 (March 13, 2023)</p> <p>K-State was ranked in USA Today Coaches Poll: No. 9 (April 4, 2023)</p> <p>Played AP No. 1-ranked opponent: Lost to Baylor, 77-68 (Jan. 14, 2017)</p> <p>Defeated AP No. 1-ranked opponent: Oklahoma, 80-69 (Feb. 6, 2016)</p> <p>Defeated AP No. 1-ranked opponent on road: Kansas, 68-64 (Jan. 17, 1994)</p> <p>Played AP No. 2-ranked opponent: Defeated No. 2 Kansas, 83-82 [OT] (Jan. 17, 2023)</p> <p>Defeated opponent ranked 3-10 by AP: No. 3 Iowa State, 80-61 (Feb. 1, 2025)</p> <p>Defeated opponent ranked 3-10 by AP on the road: No. 3 Iowa State, 80-61 (Feb. 1, 2025)</p> <p>Defeated opponent ranked 11-15 by AP: No. 13 Arizona, 73-70 (Feb. 11, 2025)</p> <p>Defeated AP Top 25 opponent at home: No. 13 Arizona, 73-70 (Feb. 11, 2025)</p> <p>Defeated AP Top 25 opponent on the road: No. 3 Iowa State, 80-61 (Feb. 1, 2025)</p> <p>Defeated consecutive AP Top 25 opponents on the road: No. 6 Texas, 116-103 (Jan. 3, 2023) and No. 19 Baylor, 97-95 [OT] (Jan. 7, 2023)</p> <p>Defeated AP Top 25 opponent at neutral site: No. 18 Kentucky, 61-58 (March 22, 2018)</p> </div> | <div> <p>K-State made 45 or more field goals: 49 vs. Morgan State (Jan. 5, 1985) <i>school record</i></p> <p>K-State made 50 or more field goals: <i>Never been done in recorded school history</i></p> <p>K-State attempted 60 or more field goals: 68 at Creighton (Dec. 13, 2025)</p> <p>K-State attempted 70 or more field goals: 73 vs. Mississippi State (Nov. 20, 2025)</p> <p>K-State attempted 80 or more field goals: 88 vs. South Dakota (Jan. 3, 2010)</p> <p>K-State attempted 90 or more field goals: 94 vs. Houston (March 14, 1970)</p> <p>K-State attempted 100 or more field goals: 103 vs. Cal State Fullerton (Dec. 2, 1967)</p> </div> |
| <div>Scoring</div> <div> <p>Scored 20 or more points: 28 by P.J. Haggerty vs. Mississippi Valley State (Dec. 8, 2025)</p> <p>Reserve scored 20 or more points: 20 by Macaleah Rich at Wichita State (Dec. 21, 2024)</p> <p>Freshman scored 20 or more points: 23 by Nijel Pack vs. TCU (March 10, 2021)</p> <p>Scored 30 or more points: 37 by P.J. Haggerty vs. Mississippi State (Nov. 20, 2025)</p> <p>Freshman scored 30 or more points: 34 by Marcus Foster vs. Texas (Feb. 8, 2014)</p> <p>Scored 35 or more points: 37 by P.J. Haggerty vs. Mississippi State (Nov. 20, 2025)</p> <p>Scored 40 or more points: 44 by Denis Clemente at Texas (Jan. 31, 2009)</p> <p>Scored 50 or more points: 62 by Askia Jones vs. Fresno State (March 24, 1994) <i>school record</i></p> <p>Two or more Wildcats scored 30 or more points in same game: Michael Beasley (44) and Bill Walker (31) at Baylor (Feb. 23, 2008)</p> <p>Two or more Wildcats scored 25 or more points in same game: P.J. Haggerty (27) and Abdi Bashir Jr. (26) vs. Nebraska (Nov. 21, 2025)</p> <p>Two or more Wildcats scored 20 or more points in same game: P.J. Haggerty (27) and Abdi Bashir Jr. (26) vs. Nebraska (Nov. 21, 2025)</p> <p>Three or more Wildcats scored 20 or more points in same game: P.J. Haggerty (23 points), Khamari McGriff (21 points) and Nate Johnson (20 points) vs. California (Nov. 13, 2025)</p> <p>Scored 20 points in one half: 22 (2nd) by P.J. Haggerty vs. Mississippi State (Nov. 20, 2025)</p> <p>Scored 20 points/two straight games: P.J. Haggerty (6), 27 vs. UNC Greensboro (Nov. 4, 2025), 23 vs. Bellarmine (Nov. 8, 2025), 23 vs. California (Nov. 13, 2025), 31 vs. Tulsa (Nov. 17, 2025), 37 vs. Mississippi State (Nov. 20, 2025), 27 vs. Nebraska (Nov. 21, 2025)</p> <p>Scored 20 points/three straight games: P.J. Haggerty (6), 27 vs. UNC Greensboro (Nov. 4, 2025), 23 vs. Bellarmine (Nov. 8, 2025), 23 vs. California (Nov. 13, 2025), 31 vs. Tulsa (Nov. 17, 2025), 37 vs. Mississippi State (Nov. 20, 2025), 27 vs. Nebraska (Nov. 21, 2025)</p> <p>Scored 20 points/four straight games: P.J. Haggerty (6), 27 vs. UNC Greensboro (Nov. 4, 2025), 23 vs. Bellarmine (Nov. 8, 2025), 23 vs. California (Nov. 13, 2025), 31 vs. Tulsa (Nov. 17, 2025), 37 vs. Mississippi State (Nov. 20, 2025), 27 vs. Nebraska (Nov. 21, 2025)</p> <p>Scored 30 points/two straight games: P.J. Haggerty, 31 vs. Tulsa (Nov. 17, 2025), 37 vs. Mississippi State (Nov. 20, 2025)</p> <p>No Wildcat scored in double figures: at Nebraska (Jan. 26, 1983)</p> <p>One Wildcat scored in double figures: Tylor Perry (23) vs. No. 23/24 Oklahoma (Jan. 30, 2024)</p> <p>Four Wildcats scored in double figures: David Castillo (19), Abdi Bashir Jr. (18), Khamari McGriff (12), P.J. Haggerty (10) at Creighton (Dec. 13, 2025)</p> <p>Five Wildcats scored in double figures: Khamari McGriff (12), Abdi Bashir Jr. (11), P.J. Haggerty (11), Nate Johnson (11), David Castillo (10) vs. Seton Hall (Dec. 6, 2025)</p> <p>Six Wildcats scored in double figures: Achor Achor (21), Dug McDaniel (18), David Castillo (17), David N'Guessan (17), Brendan Hausen (14), Max Jones (12) vs. UAPB (Dec. 1, 2024)</p> <p>Seven Wildcats scored in double figures: Keyontae Johnson (18), Nae'Qwan Tomlin (15), Desi Sills (14), David N'Guessan (12), Cam Carter (10), Dorian Finister (10) and Markquis Nowell (10) vs. UIW (Dec. 11, 2022)</p> <p>All five Wildcat starters scored in double figures: Khamari McGriff (12), Abdi Bashir Jr. (11), P.J. Haggerty (11), Nate Johnson (11), David Castillo (10) vs. Seton Hall (Dec. 6, 2025)</p> <p>K-State scored 70 or more points: 83 at Creighton (Dec. 13, 2025)</p> <p>K-State scored 80 or more points: 83 at Creighton (Dec. 13, 2025)</p> <p>K-State scored 90 or more points: 108 vs. Mississippi Valley State (Dec. 8, 2025)</p> <p>K-State scored 100 or more points: 108 vs. Mississippi Valley State (Dec. 8, 2025)</p> </div> | <div> <p>3-Point Field Goal Shooting</p> <p>Made 5 or more 3-point field goals: 6 by Abdi Bashir Jr. at Creighton (Dec. 13, 2025)</p> <p>Made 10 or more 3-point field goals: 14 by Askia Jones vs. Fresno State (March 24, 1994) <i>school record</i></p> <p>100 percent from the field (min. 5 att): 100.0% (5-5) by David Castillo vs. Bellarmine (Nov. 8, 2025)</p> <p>K-State connected on 50 percent or better (min. 10 att): 52.8% (19-36) vs. Mississippi Valley State (Dec. 8, 2025)</p> <p>K-State connected on 60 percent or better (min. 10 att): 60.9% (14-23) vs. Bellarmine (Nov. 8, 2025)</p> <p>K-State connected on 70 percent or better (min. 10 att): 71.4% (10-14) vs. Western Illinois (Nov. 11, 2016)</p> <p>K-State connected on 80 percent or better (min. 10 att): 80.0% (8-10) vs. Coastal Carolina (Dec. 6, 1997)</p> <p>K-State made 10 or more 3-point field goals: 12 at Creighton (Dec. 13, 2025)</p> <p>K-State made 15 or more 3-point field goals: 21 vs. UAPB (Dec. 1, 2024)</p> <p>K-State made 20 or more 3-point field goals: 21 vs. UAPB (Dec. 1, 2024)</p> <p>K-State attempted 30 or more 3-point field goals: 36 vs. Mississippi Valley State (Dec. 8, 2025)</p> <p>K-State attempted 35 or more 3-point field goals: 36 vs. Mississippi Valley State (Dec. 8, 2025)</p> <p>K-State attempted 35 or more 3-point field goals: 40 vs. UAPB (Dec. 1, 2024) <i>school record</i></p> </div> |
| <div> <p>Double-Double / Triple-Double</p> <p>Had a Triple-Double: <i>Never happened in recorded school history</i></p> <p>Had a 20/20 Double-Double (Pts/Rebs): Michael Beasley (28 pts, 22 rebs) vs. Western Illinois (Nov. 17, 2007)</p> <p>Had a 30/10 Double-Double (Pts/Rebs): P.J. Haggerty (31 pts, 10 rebs) vs. Tulsa (11/17/25)</p> <p>Had a 20/10 Double-Double (Pts/Rebs): P.J. Haggerty (31 pts, 10 rebs) vs. Tulsa (11/17/25)</p> <p>Had a Double-Double (Pts/Rebs): P.J. Haggerty (31 pts, 10 rebs) vs. Tulsa (11/17/25)</p> <p>Had a Double-Double (Pts/Asts): P.J. Haggerty (23 pts, 11 asts) vs. Bellarmine (Nov. 8, 2025)</p> <p>Had a Double-Double (Rebs/Asts): <i>Never happened in recorded school history</i></p> <p>Had a Double-Double (Pts/Rebs) in a Half: David N'Guessan (16 pts, 10 rebs) 2H vs. Arizona State (Feb. 23, 2025)</p> <p>Had a Double-Double (Pts/Rebs) in Consecutive Games: David N'Guessan (12 pts, 17 rebs) at TCU (Jan. 4, 2025) and (12 pts, 12 rebs) at Oklahoma State (Jan. 7, 2025)</p> <p>Had a Double-Double (Pts/Asts) in Consecutive Games: Markquis Nowell (20 pts, 19 asts vs. Michigan State; March 23, 2023) and (30 pts, 12 asts vs. No. 25/25 FAU (March 25, 2023)</p> <p>Two Players with Double-Doubles in Same Game: Selton Miguel (12 pts, 10 rebs) and Mark Smith (14 pts, 10 rebs) vs. UAlbany (Dec. 1, 2021)</p> </div> | <div> <p><i>^Second 30-point, 10-assist game in school history and first in an NCAA Tournament game</i></p> </div> |
| <div> <p>Free Throw Shooting</p> <p>Made 10 or more free throws: 11 by P.J. Haggerty vs. Tulsa (Nov. 17, 2025)</p> <p>Made 15 or more free throws: 15 by Jacob Pullen vs. Kansas (Feb. 14, 2011)</p> <p>Perfect at the FT line (min. 10 att): 10-10 by Tylor Perry vs. Texas (March 13, 2024)</p> <p>Perfect at the FT line: 17-17 by Steve Henson at Iowa State (Feb. 24, 1988) <i>school record</i></p> <p>K-State connected on 80 percent or better (min. 15 att.): 86.7% (13-15) at Creighton (Dec. 13, 2025)</p> <p>K-State connected on 90 percent or better (min. 15 att.): 90.5% (19-21) vs. Tulsa (Nov. 17, 2025)</p> <p>K-State connected on 100 percent or better (min. 15 att.): 100% (16-16) vs. Nebraska (Jan. 26, 1980)</p> <p>K-State made 20 or more free throws: 25 vs. Mississippi Valley State (Nov. 19, 2024)</p> <p>K-State made 30 or more free throws: 34 vs. North Alabama (Dec. 2, 2023)</p> <p>K-State made 40 or more free throws: 41 vs. Oklahoma (Dec. 29, 1958)</p> <p>K-State attempted 30 or more free throws: 35 vs. Seton Hall (Dec. 6, 2025)</p> <p>K-State attempted 40 or more free throws: 48 vs. North Alabama (Dec. 2, 2023)</p> <p>K-State attempted 50 or more free throws: 54 at Colorado (Jan. 16, 2010)</p> <p>K-State attempted 55 or more free throws: 56 vs. Purdue (Dec. 1, 1958) <i>school record</i></p> </div> | |
| <div> <p>Rebounds</p> <p>Had 10 or more rebounds: 10 by P.J. Haggerty vs. Tulsa (Nov. 17, 2025)</p> <p>Had 15 or more rebounds: 17 by David N'Guessan at TCU (Jan. 4, 2025)</p> <p>Had 20 or more rebounds: 22 by Michael Beasley vs. Western Illinois (Nov. 17, 2007)</p> <p>Had 10 or more rebounds in consecutive games: David N'Guessan (17 at TCU (Jan. 4, 2025) and 12 at Oklahoma State (Jan. 7, 2025)</p> <p>Multiple players had 10 or more rebounds: Selton Miguel (10 rebs) and Mark Smith (10 rebs) vs. UAlbany (Dec. 1, 2021)</p> <p>K-State had 20 or more offensive rebounds: 21 vs. Mississippi State (Nov. 19, 2024)</p> <p>K-State had 30 or more defensive rebounds: 33 vs. Mississippi Valley State (Dec. 8, 2025)</p> <p>K-State had 40 or more rebounds: 42 at Creighton (Dec. 13, 2025)</p> <p>K-State had 50 or more rebounds: 63 vs. Central Arkansas (Nov. 22, 2023)</p> <p>K-State had 60 or more rebounds: 63 vs. Central Arkansas (Nov. 22, 2023)</p> </div> | |
| <div> <p>Assists</p> <p>Had 10 or more assists: 11 by P.J. Haggerty vs. Bellarmine (Nov. 8, 2025)</p> <p>Had 15 or more assists: 19 by Markquis Nowell vs. Michigan State (March 23, 2023) <i>school record</i></p> <p>K-State had 20 or more assists: 30 vs. Mississippi Valley State (Dec. 8, 2025)</p> <p>K-State had 30 or more assists: 30 vs. Mississippi Valley State (Dec. 8, 2025)</p> </div> | |

THE LAST TIME K-STATE...

Blocked Shots

Had 5 or more blocked shots: 5 by Dorin Buca vs. Mississippi Valley State (Dec. 8, 2025)
Had 10 or more blocked shots: *Never happened in recorded school history*
K-State had 5 or more blocked shots: 6 vs. Mississippi Valley State (Dec. 8, 2025)
K-State had 10 or more blocked shots: 11 vs. North Florida (Dec. 11, 2011)

Steals

Had 5 or more steals: 5 by Nate Johnson vs. Mississippi Valley State (Dec. 8, 2025)
Had 10 or more steals: *Never happened in recorded school history*
K-State had 10 or more steals: 13 vs. Mississippi Valley State (Dec. 8, 2025)
K-State had 15 or more steals: 15 vs. Oklahoma State (Jan. 29, 2025)

Turnovers

K-State had 3 or fewer turnovers: 3 vs. SIU-Edwardsville (Dec. 14, 1978) *school record*
K-State had 5 or fewer turnovers: 5 at No. 9/10 Kansas (Jan. 18, 2025)
Opponent committed 15 or more turnovers: 19 vs. Mississippi Valley State (Dec. 8, 2025)
Opponent committed 20 or more turnovers: 21 by Oklahoma State (Jan. 29, 2025)

Overtime

Played an Overtime Game: Lost to Drake, 73-70 (Dec. 17, 2024)
Played an Overtime Game at home: Won vs. West Virginia, 94-90 (Feb. 26, 2024)
Played a 2-Overtime Game: Lost at No. 13/13 Baylor, 79-72 (Jan. 20, 2016)
Played a 3-Overtime Game: Lost at Oregon State, 87-72 (Dec. 6, 2003)
Played a 4-Overtime Game: Lost at Missouri State, 82-80 (Dec. 8, 1987)
Played in Consecutive OT Games (3 in a row):
Won vs. Oral Roberts, 88-78 (Nov. 28, 2023), Won vs. North Alabama, 75-74 (Dec. 2, 2023), Won vs. Villanova (Dec. 5, 2023)

Winning Streaks

K-State won consecutive games: vs. Mississippi Valley State (Dec. 8, 2025) and at Creighton (Dec. 13, 2025)
K-State had a 5 or more game winning streak: 5, Nov. 4-20, 2025
(longest since winning 6, Jan. 25 to Feb. 11, 2025)
K-State had a 10 or more game winning streak: 10, Nov. 24, 2013 to Jan. 7, 2014
K-State had a 15 or more game winning streak: 21, Dec. 19, 1958 to March 13, 1959
K-State had a 20 or more game winning streak: 21, Dec. 19, 1958 to March 13, 1959

Miscellaneous

Hit a Buzzer Beater: vs. Villanova 72-71 (Dec. 5, 2023) [Tylor Perry 3-pointer at :03.9]
Won after trailing by at least 10 points in second half: 10 vs. Texas (March 13, 2024)
(down 39-29, 20:00 remaining - won 78-74)
Won after trailing by at least 15 points in second half: 15 at Iowa State (Feb. 12, 2022)
(down 45-30, 18:59 remaining - won 75-69 in overtime)



ELIAS RAPIQUE

W | 6-9 | 225 | Jr.-TR | Berlin, Germany | ALBA Berlin

[X @eliasrapique](#) / [elias.rapique](#)

SUPERLATIVES

| | — | — | JR | SR | CAR |
|-----------------|---|----|----|----|-----|
| 10+ Points | — | 15 | — | — | 15 |
| 15+ Points | — | 8 | — | — | 8 |
| 20+ Points | — | 4 | — | — | 4 |
| 2+ 3FGM | — | — | — | — | — |
| 5+ Rebounds | — | 13 | 4 | — | 17 |
| 3+ Assists | — | 17 | 2 | — | 19 |
| Multiple Steals | — | 14 | 3 | — | 17 |
| 2+ Blocks | — | 1 | 1 | — | 2 |
| Double-Doubles | — | 1 | — | — | 1 |

PERSONAL HIGHS

■ Points

| | |
|--------|-----------------------------|
| Season | 9, twice |
| Career | 27 vs. ETB Miners (2/15/25) |
| Big 12 | — |

■ Field Goals Made

| | |
|--------|--------------------------|
| Season | 6 at Indiana (11/25/25) |
| Career | 8 vs. Paderborn (5/3/25) |
| Big 12 | — |

■ Field Goals Attempted

| | |
|--------|---------------------------|
| Season | 6, twice |
| Career | 18 vs. Paderborn (5/3/25) |
| Big 12 | — |

■ 3-Point Field Goals Made

| | |
|--------|--------------------------|
| Season | 1, 4 times |
| Career | 4 vs. Hamburg (12/12/21) |
| Big 12 | — |

■ 3-Point Field Goals Attempted

| | |
|--------|------------------------------------|
| Season | 4 vs. Mississippi State (11/20/25) |
| Career | 7, 4 times |
| Big 12 | — |

■ Free Throws Made

| | |
|--------|-----------------------------|
| Season | 2 vs. Bellarmine (11/8/25) |
| Career | 10 vs. Rostock II (1/13/24) |
| Big 12 | — |

■ Free Throws Attempted

| | |
|--------|-----------------------------|
| Season | 4 vs. Bellarmine (11/8/25) |
| Career | 12 vs. ETB Miners (2/15/25) |
| Big 12 | — |

■ Rebounds

| | |
|--------|-------------------------------|
| Season | 6, twice |
| Career | 12 vs. Berlin Braves (3/1/25) |
| Big 12 | — |

■ Assists

| | |
|--------|--|
| Season | 5 vs. Mississippi Valley State (12/8/25) |
| Career | 11 vs. Berlin Braves (3/1/25) |
| Big 12 | — |

■ Blocked Shots

| | |
|--------|--------------------------------|
| Season | 2 vs. UNC Greensboro (11/4/25) |
| Career | 2, 4 times |
| Big 12 | — |

■ Steals

| | |
|--------|--------------------------------|
| Season | 3 vs. UNC Greensboro (11/4/25) |
| Career | 7, twice |
| Big 12 | — |

■ Minutes

| | |
|--------|----------------------------|
| Season | 25 at Creighton (12/13/25) |
| Career | 36 vs. Paderborn (5/3/25) |
| Big 12 | — |

SEASON STATS

| PPG | RPG | APG | FG% | 3FG% | FT% |
|-----|-----|-----|------|------|------|
| 3.7 | 3.0 | 1.6 | 43.2 | 36.4 | 38.5 |

RAPIQUE AT A GLANCE

► Has played in all 11 games to start the year, averaging 17.4 minutes per game... Returned to the starting lineup vs. Mississippi Valley (12/8/25) with his 7th start (started 6 straight games from Nov. 8-25)... Started again in the win at Creighton (12/13/25) with a season-high 25 minutes played.

► Has scored in 8 of 11 games, including a season-high 9 points at Indiana (11/25/25) and Creighton (12/13/25)... Also scored 5 points vs. UNC Greensboro (11/4/25) and Mississippi Valley (12/8/25).

► Matched his season-high with 6 rebounds at Creighton (12/13/25).

► Played his best all-around game vs. Mississippi Valley (12/8/25) with 5 points, season-highs in rebounds (6) and assists (5) and 2 steals in 19 minutes.

► Was solid all-around vs. Nebraska (11/21/25) with 4 points, 5 rebounds, 2 assists and a steal in 18 minutes.

► Contributed in multiple areas vs. UNC Greensboro (11/4/25) with 5 points, 4 rebounds, 3 steals and 2 blocks in 21 minutes.

► Member of German U18 and U20 National Teams, playing at 2022 European U18 Championship as well as 2023 and 2024 European U20 Championships.

► First-ever German basketball player at K-State... One of just 24 foreign-born players in school history and one of just 7 from the European continent.

2025-26 GAME-BY-GAME STATISTICS

| Date | Opponent | GS | MIN | FG | 3PT | FT | O | D | TR | PF | AST | TO | BLK | STL | PTS | +/- |
|---------|-----------------------|----|-----|-----|-----|-----|---|---|----|----|-----|----|-----|-----|-----|-----|
| Nov. 4 | UNC GREENSBORO | | 21 | 2-5 | 0-2 | 1-2 | 1 | 3 | 4 | 3 | 1 | 1 | 2 | 3 | 5 | 31 |
| Nov. 8 | BELLARMINE | * | 17 | 1-2 | 0-0 | 2-4 | 1 | 2 | 3 | 4 | 2 | 1 | 0 | 2 | 4 | 12 |
| Nov. 13 | CALIFORNIA | * | 23 | 0-2 | 0-1 | 0-0 | 0 | 1 | 1 | 2 | 3 | 1 | 0 | 1 | 0 | -11 |
| Nov. 17 | TULSA | * | 10 | 1-4 | 0-1 | 0-0 | 0 | 0 | 0 | 2 | 0 | 1 | 0 | 0 | 2 | 3 |
| Nov. 20 | vs. Mississippi State | * | 19 | 1-6 | 1-4 | 0-0 | 1 | 1 | 2 | 3 | 2 | 0 | 1 | 0 | 3 | 0 |
| Nov. 21 | vs. Nebraska | * | 18 | 1-2 | 1-1 | 1-2 | 2 | 3 | 5 | 4 | 2 | 3 | 0 | 1 | 4 | -8 |
| Nov. 25 | @Indiana | * | 22 | 4-6 | 1-1 | 0-0 | 2 | 3 | 5 | 4 | 0 | 1 | 0 | 2 | 9 | -8 |
| Dec. 1 | BOWLING GREEN | | 7 | 0-0 | 0-0 | 0-0 | 1 | 0 | 1 | 2 | 1 | 0 | 0 | 0 | 0 | -4 |
| Dec. 6 | SETON HALL | | 10 | 0-1 | 0-0 | 0-2 | 0 | 0 | 0 | 3 | 0 | 0 | 1 | 0 | 0 | -5 |
| Dec. 8 | MISSISSIPPI VALLEY | * | 19 | 2-4 | 0-0 | 1-3 | 4 | 2 | 6 | 3 | 5 | 2 | 0 | 2 | 5 | 39 |
| Dec. 13 | @Creighton | * | 25 | 4-5 | 1-1 | 0-0 | 3 | 3 | 6 | 5 | 2 | 0 | 0 | 0 | 9 | -3 |
| Dec. 20 | SOUTH DAKOTA | | | | | | | | | | | | | | | |
| Dec. 28 | ULM | | | | | | | | | | | | | | | |
| Jan. 3 | BYU* | | | | | | | | | | | | | | | |
| Jan. 7 | @Arizona* | | | | | | | | | | | | | | | |
| Jan. 10 | @Arizona State* | | | | | | | | | | | | | | | |
| Jan. 14 | UCF* | | | | | | | | | | | | | | | |
| Jan. 17 | @Oklahoma State* | | | | | | | | | | | | | | | |
| Jan. 20 | UTAH* | | | | | | | | | | | | | | | |
| Jan. 24 | KANSAS* | | | | | | | | | | | | | | | |
| Jan. 27 | @West Virginia* | | | | | | | | | | | | | | | |
| Feb. 1 | IOWA STATE* | | | | | | | | | | | | | | | |
| Feb. 7 | @TCU* | | | | | | | | | | | | | | | |
| Feb. 11 | CINCINNATI* | | | | | | | | | | | | | | | |
| Feb. 14 | @Houston* | | | | | | | | | | | | | | | |
| Feb. 17 | BAYLOR* | | | | | | | | | | | | | | | |
| Feb. 21 | @Texas Tech* | | | | | | | | | | | | | | | |
| Feb. 25 | @Colorado* | | | | | | | | | | | | | | | |
| Feb. 28 | TCU* | | | | | | | | | | | | | | | |
| Mar. 3 | WEST VIRGINIA* | | | | | | | | | | | | | | | |
| Mar. 7 | @Kansas* | | | | | | | | | | | | | | | |

LAST GAME (at Creighton (12/13/25))

| MIN | PTS | REBS | ASTS | BLKS | STLS |
|-----|-----|------|------|------|------|
| 25 | 9 | 6 | 2 | 0 | 0 |

TOP PERFORMANCES

► Scored a career-high 27 points vs. ETB Miners (2/15/25) while playing for SSV Lokomotive Bernau on 9-of-16 field goals.

► Collected a triple-double while playing for SSV Lokomotive Bernau vs. the Berlin Braves with 16 points, 12 rebounds and 11 assists in 35 minutes.

BACKGROUND

► Grew up with the ALBA Berlin club, which was founded in 1991 and is the largest national basketball club by membership... Also one of the most successful with 11 German Championships, 11 German Cups and 3 German Supercups.

► Made his debut with ALBA Berlin at the age of 17 during the 2021-22 season.

RAPIQUE'S CAREER STATS

| YEAR | GP | GS | Min | Avg. | FGM | FGA | Pct. | 3FGM | 3FGA | Pct. | FTM | FTA | Pct. | Off | Def | Tot | Avg. | PF | Ast | TO | Blk | Stl | Pts | Avg. |
|------------------|----|----|------|------|-----|-----|------|------|------|------|-----|-----|------|-----|-----|-----|------|-----|-----|----|-----|-----|-----|------|
| 2021-22 (Age 17) | 5 | 4 | 114 | 22.7 | 15 | 44 | .341 | 1 | 11 | .091 | 10 | 17 | .588 | 2 | 17 | 19 | 3.8 | 13 | 12 | 16 | 0 | 8 | 41 | 8.2 |
| 2022-23 (Age 18) | 29 | 7 | 406 | 14.0 | 53 | 133 | .398 | 21 | 67 | .313 | 34 | 47 | .723 | 21 | 50 | 71 | 2.4 | 51 | 62 | 37 | 0 | 35 | 161 | 5.6 |
| 2023-24 (Age 19) | 38 | 16 | 692 | 18.2 | 105 | 242 | .434 | 24 | 82 | .293 | 85 | 122 | .697 | 39 | 91 | 130 | 3.4 | 68 | 84 | 53 | 2 | 29 | 319 | 8.4 |
| 2024-25 (Age 20) | 62 | 11 | 1017 | 16.4 | 130 | 300 | .433 | 31 | 116 | .267 | 64 | 104 | .615 | 68 | 107 | 175 | 2.8 | 143 | 102 | 75 | 8 | 59 | 355 | 5.7 |
| 2025-26 (Jr.) | 11 | 8 | 191 | 17.4 | 16 | 37 | .432 | 4 | 11 | .364 | 5 | 13 | .385 | 15 | 18 | 33 | 3.0 | 35 | 18 | 10 | 4 | 11 | 41 | 3.7 |
| Totals | 11 | 8 | 191 | 17.4 | 16 | 37 | .432 | 4 | 11 | .364 | 5 | 13 | .385 | 15 | 18 | 33 | 3.0 | 35 | 18 | 10 | 4 | 11 | 41 | 3.7 |

1

G | JR.-TR



ABDI BASHIR JR.

G | 6-7 | 175 | Jr.-TR | Omaha, Neb. | PHHoenix Prep | Monmouth

@abdebashirjr / abdebashirjr

2024-25 All-CAA First Team | CAA Player of the Week (twice)
USBWA/Oscar Robertson National Player of the Week (11/19/24)

SUPERLATIVES

| | FR | SO | JR | SR | CAR |
|-----------------|----|----|----|----|-----|
| 10+ Points | 6 | 30 | 8 | — | 44 |
| 15+ Points | 1 | 24 | 5 | — | 30 |
| 20+ Points | 1 | 18 | 1 | — | 20 |
| 30+ Points | — | 1 | — | — | 1 |
| 2+ 3FGM | 17 | 28 | 10 | — | 56 |
| 5+ Rebounds | — | 3 | — | — | 3 |
| 3+ Assists | — | 12 | 3 | — | 15 |
| Multiple Steals | 1 | 4 | 2 | — | 7 |
| Double-Doubles | — | — | — | — | — |

PERSONAL HIGHS

■ Points

| | |
|--------|----------------------------|
| Season | 26 vs. Nebraska (11/21/25) |
| Career | 38 at Rutgers (11/15/24) |
| Big 12 | — |

■ Field Goals Made

| | |
|--------|---------------------------|
| Season | 7 vs. Nebraska (11/21/25) |
| Career | 12, twice |
| Big 12 | — |

■ Field Goals Attempted

| | |
|--------|----------------------------|
| Season | 17 at Creighton (12/13/25) |
| Career | 33 vs. Drexel (1/30/25) |
| Big 12 | — |

■ 3-Point Field Goals Made

| | |
|--------|---------------------------|
| Season | 7 vs. Nebraska (11/21/25) |
| Career | 10 at Rutgers (11/15/24) |
| Big 12 | — |

■ 3-Point Field Goals Attempted

| | |
|--------|----------------------------|
| Season | 15 vs. Nebraska (11/21/25) |
| Career | 20 vs. Drexel (1/30/25) |
| Big 12 | — |

■ Free Throws Made

| | |
|--------|---------------------------|
| Season | 5 vs. Nebraska (11/21/25) |
| Career | 7 at Lehigh (12/4/24) |
| Big 12 | — |

■ Free Throws Attempted

| | |
|--------|---------------------------|
| Season | 5 vs. Nebraska (11/21/25) |
| Career | 8 at Lehigh (12/4/24) |
| Big 12 | — |

■ Rebounds

| | |
|--------|------------------------------|
| Season | 4, twice |
| Career | 6 vs. Northeastern (2/24/25) |
| Big 12 | — |

■ Assists

| | |
|--------|----------------------------|
| Season | 5, twice |
| Career | 7 at Stony Brook (2/13/25) |
| Big 12 | — |

■ Blocked Shots

| | |
|--------|----------|
| Season | — |
| Career | 1, twice |
| Big 12 | — |

■ Steals

| | |
|--------|-----------------------------------|
| Season | 2, twice |
| Career | 3 vs. Youngstown State (11/21/24) |
| Big 12 | — |

■ Minutes

| | |
|--------|-----------------------------|
| Season | 30 vs. Bellarmine (11/8/25) |
| Career | 48 vs. Drexel (1/30/25) |
| Big 12 | — |

SEASON STATS

| PPG | RPG | APG | FG% | 3FG% | FT% |
|------|-----|-----|------|------|------|
| 12.8 | 2.0 | 2.2 | 42.3 | 46.6 | 60.0 |

BASHIR AT A GLANCE

- Has started the first 11 games, averaging 23.5 minutes per game... Has now played 77 career games in college, including 43 starts.
- Now has 44 career double-digit scoring games, including in 8 of the first 11 games with 15 20-point games and five 30-point games.
- Eclipsed 1,000 career points with 18 points at Creighton (12/13/25).
- Posted his first 20-point game as a Wildcat with 26 points vs. Nebraska (11/21/25), as he connected on 7-of-15 attempts from 3-point range... His 7 made 3-pointers tie for the sixth-most 3-pointers in school history.
- Has a team-high 41 3-pointers, including a season-high 7 vs. Nebraska (11/21/25) and 6 at Creighton (12/13/25)... Has made at least 5 3-pointers in 16 games in his career, while he had a career-high 10 triples at Rutgers (11/15/24).
- Eclipsed 200 career 3-pointers (219) with his 7-triple performance vs. Nebraska (11/21/25), hitting on 39.7 percent (219-of-551) from beyond the arc.
- Led the NCAA in 3-point field goals/game (3.85), while he was second in total 3-point field goals (127) and 3-point field goals attempted (332) in 2024-25... Broke both the school and conference single-season record for 3-pointers.
- Led Monmouth and CAA in scoring at 20.1 points per game as a sophomore in 2024-25, while he was 16th in scoring and 25th in total points (663)... Jumped nearly 14 points per game from true freshman (6.3 ppg.) to sophomore season.

2025-26 GAME-BY-GAME STATISTICS

| Date | Opponent | GS | MIN | FG | 3PT | FT | O | D | TR | PF | AST | TO | BLK | STL | PTS | +/- |
|---------|-----------------------|----|-----|------|------|-----|---|---|----|----|-----|----|-----|-----|-----|-----|
| Nov. 4 | UNC GREENSBORO | * | 21 | 6-11 | 4-8 | 0-0 | 0 | 1 | 1 | 2 | 2 | 0 | 0 | 0 | 16 | 11 |
| Nov. 8 | BELLARMINE | * | 30 | 5-10 | 5-9 | 0-0 | 0 | 4 | 4 | 2 | 3 | 2 | 0 | 0 | 15 | 19 |
| Nov. 13 | CALIFORNIA | * | 23 | 2-4 | 2-4 | 1-2 | 0 | 2 | 2 | 2 | 5 | 1 | 0 | 1 | 7 | 7 |
| Nov. 17 | TULSA | * | 28 | 4-12 | 2-6 | 0-0 | 0 | 0 | 0 | 1 | 2 | 0 | 0 | 0 | 10 | 3 |
| Nov. 20 | vs. Mississippi State | * | 23 | 4-10 | 4-6 | 0-0 | 0 | 4 | 4 | 0 | 0 | 1 | 0 | 0 | 12 | 13 |
| Nov. 21 | vs. Nebraska | * | 30 | 7-15 | 7-15 | 5-5 | 0 | 3 | 3 | 0 | 2 | 3 | 0 | 1 | 26 | 1 |
| Nov. 25 | @Indiana | * | 14 | 1-2 | 1-2 | 0-0 | 0 | 1 | 1 | 1 | 1 | 1 | 0 | 0 | 3 | -16 |
| Dec. 1 | BOWLING GREEN | * | 22 | 3-10 | 2-7 | 0-0 | 1 | 1 | 2 | 1 | 1 | 0 | 0 | 0 | 8 | -8 |
| Dec. 6 | SETON HALL | * | 23 | 4-10 | 3-9 | 0-3 | 0 | 1 | 1 | 3 | 2 | 0 | 0 | 2 | 11 | -7 |
| Dec. 8 | MISSISSIPPI VALLEY | * | 16 | 5-10 | 5-10 | 0-0 | 0 | 2 | 2 | 0 | 5 | 2 | 0 | 2 | 15 | 24 |
| Dec. 13 | @Creighton | * | 28 | 6-17 | 6-12 | 0-0 | 0 | 2 | 2 | 0 | 1 | 1 | 0 | 0 | 18 | 2 |
| Dec. 20 | SOUTH DAKOTA | | | | | | | | | | | | | | | |
| Dec. 28 | ULM | | | | | | | | | | | | | | | |
| Jan. 3 | BYU* | | | | | | | | | | | | | | | |
| Jan. 7 | @Arizona* | | | | | | | | | | | | | | | |
| Jan. 10 | @Arizona State* | | | | | | | | | | | | | | | |
| Jan. 14 | UCF* | | | | | | | | | | | | | | | |
| Jan. 17 | @Oklahoma State* | | | | | | | | | | | | | | | |
| Jan. 20 | UTAH* | | | | | | | | | | | | | | | |
| Jan. 24 | KANSAS* | | | | | | | | | | | | | | | |
| Jan. 27 | @West Virginia* | | | | | | | | | | | | | | | |
| Feb. 1 | IOWA STATE* | | | | | | | | | | | | | | | |
| Feb. 7 | @TCU* | | | | | | | | | | | | | | | |
| Feb. 11 | CINCINNATI* | | | | | | | | | | | | | | | |
| Feb. 14 | @Houston* | | | | | | | | | | | | | | | |
| Feb. 17 | BAYLOR* | | | | | | | | | | | | | | | |
| Feb. 21 | @Texas Tech* | | | | | | | | | | | | | | | |
| Feb. 25 | @Colorado* | | | | | | | | | | | | | | | |
| Feb. 28 | TCU* | | | | | | | | | | | | | | | |
| Mar. 3 | WEST VIRGINIA* | | | | | | | | | | | | | | | |
| Mar. 7 | @Kansas* | | | | | | | | | | | | | | | |

BASHIR'S CAREER STATS

| YEAR | GP | GS | Min | Avg. | FGM | FGA | Pct. | 3FGM | 3FGA | Pct. | FTM | FTA | Pct. | Off | Def | Tot | Avg. | PF | Ast | TO | Blk | Stl | Pts | Avg. |
|----------------|----|----|------|------|-----|-----|------|------|------|------|-----|-----|------|-----|-----|-----|------|----|-----|-----|-----|-----|------|------|
| *2023-24 (Fr.) | 33 | 0 | 443 | 13.4 | 76 | 200 | .380 | 51 | 131 | .389 | 6 | 8 | .750 | 4 | 27 | 31 | 0.9 | 28 | 11 | 28 | 0 | 7 | 209 | 6.3 |
| *2024-25 (So.) | 33 | 32 | 1097 | 33.2 | 222 | 589 | .377 | 127 | 332 | .383 | 92 | 106 | .868 | 8 | 79 | 87 | 2.6 | 44 | 73 | 91 | 2 | 18 | 663 | 20.1 |
| 2025-26 (Jr.) | 11 | 11 | 259 | 23.5 | 47 | 111 | .423 | 41 | 88 | .466 | 6 | 10 | .600 | 1 | 21 | 22 | 2.0 | 12 | 24 | 11 | 0 | 6 | 141 | 12.8 |
| Totals | 77 | 43 | 1798 | 23.4 | 345 | 900 | .383 | 219 | 551 | .397 | 104 | 124 | .839 | 13 | 127 | 140 | 1.8 | 84 | 108 | 130 | 2 | 31 | 1013 | 13.2 |

*Played at Monmouth

Wildcats

2

G | FR.-HS



EXAVIER WILSON

G | 6-1 | 170 | Fr.-HS | Columbia, Mo. | Father Tolton Catholic

X @ExavierWilson7 / zay_gollve

SUPERLATIVES

| | FR | SO | JR | SR | CAR |
|-----------------|----|----|----|----|-----|
| 10+ Points | — | — | — | — | — |
| 15+ Points | — | — | — | — | — |
| 20+ Points | — | — | — | — | — |
| 2+ 3FGM | — | — | — | — | — |
| 5+ Rebounds | — | — | — | — | — |
| 3+ Assists | — | — | — | — | — |
| Multiple Steals | — | — | — | — | — |
| 2+ Blocks | — | — | — | — | — |
| Double-Doubles | — | — | — | — | — |

PERSONAL HIGHS

■ Points

| | |
|--------|---|
| Season | — |
| Career | — |
| Big 12 | — |

■ Field Goals Made

| | |
|--------|---|
| Season | — |
| Career | — |
| Big 12 | — |

■ Field Goals Attempted

| | |
|--------|---|
| Season | — |
| Career | — |
| Big 12 | — |

■ 3-Point Field Goals Made

| | |
|--------|---|
| Season | — |
| Career | — |
| Big 12 | — |

■ 3-Point Field Goals Attempted

| | |
|--------|---|
| Season | — |
| Career | — |
| Big 12 | — |

■ Free Throws Made

| | |
|--------|---|
| Season | — |
| Career | — |
| Big 12 | — |

■ Free Throws Attempted

| | |
|--------|---|
| Season | — |
| Career | — |
| Big 12 | — |

■ Rebounds

| | |
|--------|---|
| Season | — |
| Career | — |
| Big 12 | — |

■ Assists

| | |
|--------|---|
| Season | — |
| Career | — |
| Big 12 | — |

■ Blocked Shots

| | |
|--------|---|
| Season | — |
| Career | — |
| Big 12 | — |

■ Steals

| | |
|--------|---|
| Season | — |
| Career | — |
| Big 12 | — |

■ Minutes

| | |
|--------|---|
| Season | — |
| Career | — |
| Big 12 | — |

SEASON STATS

| PPG | RPG | APG | FG% | 3FG% | FT% |
|-----|-----|-----|-----|------|-----|
| — | — | — | — | — | — |

WILSON AT A GLANCE

► Has not played yet.

LAST GAME

| MIN | PTS | REBS | ASTS | BLKS | STLS |
|-----|-----|------|------|------|------|
| — | — | — | — | — | — |

TOP PERFORMANCES

► Has not played yet.

BACKGROUND

► Scored more than 1,700 career points in his prep career at Father Tolton Catholic behind only Brooklyn Net **Michael Porter Jr.**

2025-26 GAME-BY-GAME STATISTICS

| Date | Opponent | GS | MIN | FG | 3PT | FT | O | D | TR | PF | AST | TO | BLK | STL | PTS | +/- |
|---------|-----------------------|----|-----|----|-----|----|---|---|----|----|-----|----|-----|-----|-----|-----|
| Nov. 4 | UNC GREENSBORO | | DNP | | | | | | | | | | | | | |
| Nov. 8 | BELLARMINE | | DNP | | | | | | | | | | | | | |
| Nov. 13 | CALIFORNIA | | DNP | | | | | | | | | | | | | |
| Nov. 17 | TULSA | | DNP | | | | | | | | | | | | | |
| Nov. 20 | vs. Mississippi State | | DNP | | | | | | | | | | | | | |
| Nov. 21 | vs. Nebraska | | DNP | | | | | | | | | | | | | |
| Nov. 25 | @Indiana | | DNP | | | | | | | | | | | | | |
| Dec. 1 | BOWLING GREEN | | DNP | | | | | | | | | | | | | |
| Dec. 6 | SETON HALL | | DNP | | | | | | | | | | | | | |
| Dec. 8 | MISSISSIPPI VALLEY | | DNP | | | | | | | | | | | | | |
| Dec. 13 | @Creighton | | DNP | | | | | | | | | | | | | |
| Dec. 20 | SOUTH DAKOTA | | | | | | | | | | | | | | | |
| Dec. 28 | ULM | | | | | | | | | | | | | | | |
| Jan. 3 | BYU* | | | | | | | | | | | | | | | |
| Jan. 7 | @Arizona* | | | | | | | | | | | | | | | |
| Jan. 10 | @Arizona State* | | | | | | | | | | | | | | | |
| Jan. 14 | UCF* | | | | | | | | | | | | | | | |
| Jan. 17 | @Oklahoma State* | | | | | | | | | | | | | | | |
| Jan. 20 | UTAH* | | | | | | | | | | | | | | | |
| Jan. 24 | KANSAS* | | | | | | | | | | | | | | | |
| Jan. 27 | @West Virginia* | | | | | | | | | | | | | | | |
| Feb. 1 | IOWA STATE* | | | | | | | | | | | | | | | |
| Feb. 7 | @TCU* | | | | | | | | | | | | | | | |
| Feb. 11 | CINCINNATI* | | | | | | | | | | | | | | | |
| Feb. 14 | @Houston* | | | | | | | | | | | | | | | |
| Feb. 17 | BAYLOR* | | | | | | | | | | | | | | | |
| Feb. 21 | @Texas Tech* | | | | | | | | | | | | | | | |
| Feb. 25 | @Colorado* | | | | | | | | | | | | | | | |
| Feb. 28 | TCU* | | | | | | | | | | | | | | | |
| Mar. 3 | WEST VIRGINIA* | | | | | | | | | | | | | | | |
| Mar. 7 | @Kansas* | | | | | | | | | | | | | | | |

WILSON'S CAREER STATS

| YEAR | GP | GS | Min | Avg. | FGM | FGA | Pct. | 3FGM | 3FGA | Pct. | FTM | FTA | Pct. | Off | Def | Tot | Avg. | PF | Ast | TO | Blk | Stl | Pts | Avg. |
|---------------|----|----|-----|------|-----|-----|------|------|------|------|-----|-----|------|-----|-----|-----|------|----|-----|----|-----|-----|-----|------|
| 2025-26 (Fr.) | | | | | | | | | | | | | | | | | | | | | | | | |
| Totals | | | | | | | | | | | | | | | | | | | | | | | | |

3

G | SR-1L



C.J. JONES

G | 6-5 | 195 | Sr.-1L | East St. Louis, Ill. | East St. Louis | UIC

@urcjay / urcjay

SUPERLATIVES

| | FR | SO | JR | SR | CAR |
|-----------------|----|----|----|----|-----|
| 10+ Points | 8 | 18 | 5 | 1 | 32 |
| 15+ Points | 2 | 9 | — | 1 | 12 |
| 20+ Points | — | 3 | — | — | 3 |
| 2+ 3FGM | 6 | 9 | 2 | 1 | 18 |
| 5+ Rebounds | 2 | 9 | 1 | 1 | 13 |
| 3+ Assists | 12 | 24 | 6 | — | 42 |
| Multiple Steals | 3 | 8 | 2 | 1 | 14 |
| 2+ Blocks | 3 | 3 | 1 | — | 7 |
| Double-Doubles | — | 2 | — | — | 2 |

PERSONAL HIGHS

■ Points

Season 15 at Indiana (11/25/25)

Career 25 vs. Bradley (1/13/24)

Big 12 12 at UCF (2/26/25)

■ Field Goals Made

Season 5 at Indiana (11/25/25)

Career 10, twice

Big 12 4, 5 times

■ Field Goals Attempted

Season 10 at Indiana (11/25/25)

Career 18 vs. Indiana State (2/15/23)

Big 12 11 vs. Arizona State (2/23/25)

■ 3-Point Field Goals Made

Season 3 at Indiana (11/25/25)

Career 3, twice

Big 12 2 at UCF (2/26/25)

■ 3-Point Field Goals Attempted

Season 4 at Indiana (11/25/25)

Career 7 vs. Bradley (1/13/24)

Big 12 3, 3 times

■ Free Throws Made

Season 2, twice

Career 8 vs. Mississippi Valley State (11/19/24)

Big 12 4 vs. Cincinnati (12/30/24)

■ Free Throws Attempted

Season 2, twice

Career 9 vs. Mississippi Valley State (11/19/24)

Big 12 5 vs. Arizona (2/11/25)

■ Rebounds

Season 7 vs. UNC Greensboro (11/4/25)

Career 7 vs. UNC Greensboro (11/4/25)

Big 12 6 vs. West Virginia (1/25/25)

■ Assists

Season 2, twice

Career 14 vs. Drake (2/28/24)

Big 12 4 vs. Oklahoma State (1/29/25)

■ Blocked Shots

Season —

Career 2, 7 times

Big 12 1 vs. Arizona State (2/23/25)

■ Steals

Season 2 vs. UNC Greensboro (11/4/25)

Career 5 vs. Loyola Chicago (11/11/22)

Big 12 2 vs. Oklahoma State (1/29/25)

■ Minutes

Season 24 vs. UNC Greensboro (11/4/25)

Career 47 vs. Southern Illinois (3/7/24)

Big 12 28 vs. West Virginia (1/25/25)

SEASON STATS

| PPG | RPG | APG | FG% | 3FG% | FT% |
|-----|-----|-----|------|------|------|
| 3.5 | 2.5 | 1.2 | 35.1 | 31.3 | 80.0 |

JONES AT A GLANCE

► Averaging 16.3 minutes off the bench in the first 11 games... Has played in 106 games in his college career (44 at K-State), including 59 starts.

► Has scored in 7 of 11 games, including in 4 of the last 5 games.

► Solid all-around vs. Seton Hall (12/6/25) with 6 points, 5 rebounds and 2 assists in 16 minutes off the bench.

► Posted a season-high 15 points at Indiana (11/25/25), going 5-of-10 from the field, including 3-of-4 from 3-point range, and 2-of-2 free throws in 23 minutes.

► Grabbed a career-high 7 rebounds vs. UNC Greensboro (11/4/25) to go with 2 assists and 2 steals in 24 minutes.

► Has 32 career double-digit scoring games, including 3 20-point efforts... Had 14 double-digit scoring games (two 20-point games) in his last 17 games at UIC.

► Had 2 career points/assists double-doubles at UIC, posting 17 points and 10 assists vs. Evansville (2/21/24) and 16 points and a career-high 14 assists vs. Drake (2/28/24)... His 14 assists were the most by a MVC player in 2023-24.

LAST GAME (at Creighton (12/13/25))

| MIN | PTS | REBS | ASTS | BLKS | STLS |
|-----|-----|------|------|------|------|
| 7 | 0 | 2 | 0 | 0 | 0 |

TOP PERFORMANCES

► Scored a career-high 25 points vs. Bradley (1/13/24) while at UIC, connecting on 10-of-16 field goals in 34 minutes.

► Posted a K-State career-high 15 points at Indiana (11/25/25), hitting on 5-of-10 field goals, including 3-of-4 from 3-point range, and 2-of-2 free throws.

► Registered first double-digit scoring game at K-State vs. Mississippi Valley State (11/19/24) with 12 points on 2-of-5 field goals and 8-of-9 free throws.

► Matched his season-high with 12 points at UCF (2/26/25) on 4-of-6 field goals, including 2-of-3 from 3-point range, and 2-of-3 free throws in 21 minutes.

► Tied his career-high with 6 rebounds vs. No. 23/23 West Virginia (11/25/25) to go with his first double-digit scoring game in Big 12 play (10 points).

► Was pivotal in the win over No. 16/17 Cincinnati (12/30/24), scoring 9 points on 2-of-3 field goals and 4-of-4 free throws in 18 minutes.

BACKGROUND

► Transferred to K-State in April 2024 after 2 seasons at UIC (2022-24).

► Briefly entered the transfer portal this past spring before returning for his senior season in July.

2025-26 GAME-BY-GAME STATISTICS

| Date | Opponent | GS | MIN | FG | 3PT | FT | O | D | TR | PF | AST | TO | BLK | STL | PTS | +/- |
|---------|-----------------------|----|------|-----|-----|----|---|---|----|----|-----|----|-----|-----|-----|-----|
| Nov. 4 | UNC GREENSBORO | 24 | 0-3 | 0-0 | 0-1 | 1 | 6 | 7 | 0 | 2 | 2 | 0 | 2 | 0 | 0 | 18 |
| Nov. 8 | BELLARMINE | 20 | 2-5 | 0-2 | 1-1 | 0 | 2 | 2 | 2 | 1 | 2 | 0 | 0 | 0 | 5 | 17 |
| Nov. 13 | CALIFORNIA | 10 | 1-2 | 0-0 | 0-0 | 0 | 1 | 1 | 0 | 1 | 0 | 0 | 1 | 2 | -12 | |
| Nov. 17 | TULSA | 14 | 1-4 | 0-3 | 0-0 | 0 | 1 | 1 | 0 | 2 | 1 | 0 | 0 | 0 | 2 | -2 |
| Nov. 20 | vs. Mississippi State | 9 | 0-0 | 0-0 | 0-0 | 0 | 2 | 2 | 1 | 2 | 1 | 0 | 0 | 0 | 0 | 8 |
| Nov. 21 | vs. Nebraska | 18 | 0-2 | 0-1 | 0-0 | 0 | 2 | 2 | 3 | 1 | 0 | 0 | 1 | 0 | 4 | |
| Nov. 25 | @Indiana | 23 | 5-10 | 3-4 | 2-2 | 1 | 1 | 2 | 2 | 1 | 1 | 0 | 0 | 0 | 15 | 8 |
| Dec. 1 | BOWLING GREEN | 20 | 1-3 | 0-1 | 2-2 | 1 | 0 | 1 | 2 | 1 | 0 | 0 | 0 | 0 | 4 | -11 |
| Dec. 6 | SETON HALL | 16 | 1-3 | 1-3 | 3-4 | 1 | 4 | 5 | 0 | 2 | 1 | 0 | 0 | 0 | 6 | 3 |
| Dec. 8 | MISSISSIPPI VALLEY | 18 | 2-4 | 1-1 | 0-0 | 0 | 2 | 2 | 0 | 0 | 0 | 0 | 0 | 0 | 5 | 17 |
| Dec. 13 | @Creighton | 7 | 0-1 | 0-1 | 0-0 | 0 | 2 | 2 | 1 | 0 | 0 | 0 | 0 | 0 | 0 | -1 |
| Dec. 20 | SOUTH DAKOTA | | | | | | | | | | | | | | | |
| Dec. 28 | ULM | | | | | | | | | | | | | | | |
| Jan. 3 | BYU* | | | | | | | | | | | | | | | |
| Jan. 7 | @Arizona* | | | | | | | | | | | | | | | |
| Jan. 10 | @Arizona State* | | | | | | | | | | | | | | | |
| Jan. 14 | UCF* | | | | | | | | | | | | | | | |
| Jan. 17 | @Oklahoma State* | | | | | | | | | | | | | | | |
| Jan. 20 | UTAH* | | | | | | | | | | | | | | | |
| Jan. 24 | KANSAS* | | | | | | | | | | | | | | | |
| Jan. 27 | @West Virginia* | | | | | | | | | | | | | | | |
| Feb. 1 | IOWA STATE* | | | | | | | | | | | | | | | |
| Feb. 7 | @TCU* | | | | | | | | | | | | | | | |
| Feb. 11 | CINCINNATI* | | | | | | | | | | | | | | | |
| Feb. 14 | @Houston* | | | | | | | | | | | | | | | |
| Feb. 17 | BAYLOR* | | | | | | | | | | | | | | | |
| Feb. 21 | @Texas Tech* | | | | | | | | | | | | | | | |
| Feb. 25 | @Colorado* | | | | | | | | | | | | | | | |
| Feb. 28 | TCU* | | | | | | | | | | | | | | | |
| Mar. 3 | WEST VIRGINIA* | | | | | | | | | | | | | | | |
| Mar. 7 | @Kansas* | | | | | | | | | | | | | | | |

JONES' CAREER STATS

| YEAR | GP | GS | Min | Avg. | FGM | FGA | Pct. | 3FGM | 3FGA | Pct. | FTM | FTA | Pct. | Off | Def | Tot | Avg. | PF | Ast | TO | Blk | Stl | Pts | Avg. |
|----------------|-----|----|------|------|-----|-----|------|------|------|------|-----|-----|------|-----|-----|-----|------|-----|-----|-----|-----|-----|-----|------|
| *2022-23 (Fr.) | 29 | 19 | 770 | 26.6 | 66 | 195 | .338 | 23 | 68 | .338 | 25 | 37 | .676 | 8 | 47 | 55 | 1.9 | 70 | 62 | 46 | 16 | 23 | 180 | 6.2 |
| *2023-24 (So.) | 33 | 31 | 1099 | 33.3 | 150 | 353 | .425 | 31 | 82 | .378 | 45 | 73 | .616 | 18 | 97 | 115 | 3.5 | 82 | 159 | 93 | 14 | 31 | 376 | 11.4 |
| 2024-25 (Jr.) | 33 | 9 | 622 | 18.9 | 70 | 172 | .407 | 17 | 55 | .309 | 31 | 46 | .674 | 8 | 48 | 56 | 1.7 | 66 | 48 | 32 | 5 | 18 | 188 | 5.7 |
| 2025-26 (Sr.) | 11 | 0 | 180 | 16.3 | 13 | 37 | .351 | 5 | 16 | .313 | 8 | 10 | .800 | 4 | 23 | 27 | 2.5 | 11 | 13 | 8 | 0 | 4 | 39 | 3.5 |
| K-State career | 44 | 9 | 802 | 18.2 | 83 | 209 | .397 | 22 | 71 | .310 | 39 | 56 | .696 | 12 | 71 | 83 | 1.9 | 77 | 61 | 40 | 5 | 22 | 227 | 5.2 |
| Totals | 106 | 59 | 2672 | 25.2 | 299 | 757 | .395 | 76 | 221 | .344 | 109 | 166 | .657 | 38 | 215 | 253 | 2.4 | 229 | 282 | 179 | 35 | 76 | 783 | 7.4 |

Wildcats

*at UIC

4

G | JR.-TR



P.J. HAGGERTY

G | 6-4 | 195 | Jr.-TR | Crosby, Texas | Crosby | TCU | Tulsa | Memphis

X @HaggertyPJ / Instagram pj_haggerty_4



USBWA Oscar Robertson National Player of the Week (11/25/25)
AP National Player of the Week (11/25/25) | Big 12 Player of the Week

SUPERLATIVES

| | RFR | SO | JR | SR | CAR |
|-----------------|-----|----|----|----|-----|
| 10+ Points | 30 | 34 | 11 | — | 75 |
| 15+ Points | 26 | 32 | 9 | — | 67 |
| 20+ Points | 20 | 23 | 7 | — | 50 |
| 30+ Points | 2 | 1 | 2 | — | 6 |
| 40+ Points | — | 1 | — | — | 1 |
| 5+ Rebounds | 21 | 25 | 4 | — | 50 |
| 3+ Assists | 25 | 26 | 8 | — | 59 |
| Multiple Steals | 17 | 16 | 3 | — | 36 |
| Double-Doubles | 2 | — | 2 | — | 4 |

PERSONAL HIGHS

■ Points

Season 37 vs. Mississippi State (11/20/25)

Career 42 vs. Wichita State (3/14/25)

Big 12 —

■ Field Goals Made

Season 13 vs. Mississippi State (11/20/25)

Career 16 vs. Wichita State (3/14/25)

Big 12 —

■ Field Goals Attempted

Season 21, twice

Career 25 vs. Wichita State (3/14/25)

Big 12 —

■ 3-Point Field Goals Made

Season 5 vs. Mississippi Valley (12/8/25)

Career 4, 3 times

Big 12 —

■ 3-Point Field Goals Attempted

Season 7 vs. Mississippi State (11/20/25)

Career 8 vs. Colorado State (3/21/25)

Big 12 —

■ Free Throws Made

Season 11, twice

Career 19 vs. South Carolina State (11/20/23)

Big 12 —

■ Free Throws Attempted

Season 12, 3 times

Career 22 vs. South Carolina State (11/20/23)

Big 12 —

■ Rebounds

Season 10 vs. Tulsa (11/17/25)

Career 10, 3 times

Big 12 —

■ Assists

Season 11 vs. Bellarmine (11/8/25)

Career 11 vs. Bellarmine (11/8/25)

Big 12 —

■ Blocked Shots

Season 1 vs. UNC Greensboro (11/4/25)

Career 1, 5 times

Big 12 —

■ Steals

Season 3 vs. Seton Hall (12/6/25)

Career 7 vs. Louisiana Tech (12/4/24)

Big 12 —

■ Minutes

Season 37 vs. Nebraska (11/21/25)

Career 44 at Clemson (12/14/24)

Big 12 —

SEASON STATS

| PPG | RPG | APG | FG% | 3FG% | FT% |
|------|-----|-----|------|------|------|
| 22.7 | 4.7 | 4.7 | 49.7 | 39.5 | 72.6 |

HAGGERTY AT A GLANCE

► Averaging a team-best 33.0 minutes per game in starting the first 11 games... Has now played in 83 career games, including 77 starts.

► The nation's No. 2 scorer at 22.7 points per game, including the third-most points (250)... Also fourth in field goals (87) and ninth in attempts (175).

► First Wildcat to open a season with 6 consecutive games of 20 or more points, while his 250 points are the second-most by any player in the first 11 games.

► Led the Wildcats in scoring in each of the first 7 games, including the school's first 30-point game since 2023 with 31 vs. Tulsa (11/17/25)... Followed with 37 points vs. Mississippi State (11/20/25), which are the most by any player under **Jerome Tang** and the most since **Barry Brown Jr.** in 2018... First Wildcat with back-to-back 30-point games since **Markquis Nowell** in 2023.

► Named the USBWA Oscar Robertson and AP National Player of the Week on Nov. 25 as well as Big 12 Player of the Week honors after averaging 31.7 points, 7.7 rebounds and 6.0 assists in helping K-State to a 2-1 record last week.

► Eclipsed 1,600 career points vs. Nebraska (11/21/25) with his 27 points... One of 10 active players with at least 1,600 points (1,683) at the Division I level... Needs 17 points to become the seventh active player with 1,700 career points.

► Has scored in double figures in 75 of 83 career games with 50 games of 20 or more points, including four 30-point games and one 40-point game in his career.

2025-26 GAME-BY-GAME STATISTICS

| Date | Opponent | GS | MIN | FG | 3PT | FT | O | D | TR | PF | AST | TO | BLK | STL | PTS | +/- |
|---------|-----------------------|----|-----|-------|-----|-------|---|---|----|----|-----|----|-----|-----|-----|-----|
| Nov. 4 | UNC GREENSBORO | * | 32 | 10-20 | 1-4 | 6-7 | 0 | 2 | 2 | 2 | 3 | 3 | 1 | 1 | 27 | 35 |
| Nov. 8 | BELLARMINE | * | 35 | 5-9 | 2-3 | 11-12 | 1 | 3 | 4 | 0 | 11 | 3 | 0 | 0 | 23 | 20 |
| Nov. 13 | CALIFORNIA | * | 34 | 7-12 | 1-1 | 8-12 | 0 | 3 | 3 | 4 | 6 | 7 | 0 | 1 | 23 | 4 |
| Nov. 17 | TULSA | * | 32 | 10-17 | 0-2 | 11-12 | 3 | 7 | 10 | 4 | 3 | 5 | 0 | 2 | 31 | 6 |
| Nov. 20 | vs. Mississippi State | * | 34 | 13-21 | 4-7 | 7-8 | 3 | 4 | 7 | 3 | 8 | 1 | 0 | 2 | 37 | 22 |
| Nov. 21 | vs. Nebraska | * | 37 | 11-21 | 1-5 | 4-5 | 1 | 5 | 6 | 3 | 7 | 4 | 0 | 0 | 27 | 7 |
| Nov. 25 | @Indiana | * | 36 | 7-18 | 0-2 | 2-3 | 0 | 3 | 3 | 4 | 2 | 6 | 0 | 0 | 16 | -26 |
| Dec. 1 | BOWLING GREEN | * | 32 | 6-19 | 1-4 | 4-9 | 2 | 2 | 4 | 1 | 2 | 3 | 0 | 1 | 17 | -21 |
| Dec. 6 | SETON HALL | * | 32 | 3-12 | 0-2 | 5-12 | 1 | 3 | 4 | 4 | 6 | 6 | 0 | 3 | 11 | -18 |
| Dec. 8 | MISSISSIPPI VALLEY | * | 25 | 11-14 | 5-6 | 1-1 | 0 | 4 | 4 | 1 | 3 | 2 | 0 | 1 | 28 | 43 |
| Dec. 13 | @Creighton | * | 34 | 4-12 | 0-2 | 2-3 | 1 | 4 | 5 | 2 | 1 | 2 | 0 | 0 | 10 | 5 |
| Dec. 20 | SOUTH DAKOTA | | | | | | | | | | | | | | | |
| Dec. 28 | ULM | | | | | | | | | | | | | | | |
| Jan. 3 | BYU* | | | | | | | | | | | | | | | |
| Jan. 7 | @Arizona* | | | | | | | | | | | | | | | |
| Jan. 10 | @Arizona State* | | | | | | | | | | | | | | | |
| Jan. 14 | UCF* | | | | | | | | | | | | | | | |
| Jan. 17 | @Oklahoma State* | | | | | | | | | | | | | | | |
| Jan. 20 | UTAH* | | | | | | | | | | | | | | | |
| Jan. 24 | KANSAS* | | | | | | | | | | | | | | | |
| Jan. 27 | @West Virginia* | | | | | | | | | | | | | | | |
| Feb. 1 | IOWA STATE* | | | | | | | | | | | | | | | |
| Feb. 7 | @TCU* | | | | | | | | | | | | | | | |
| Feb. 11 | CINCINNATI* | | | | | | | | | | | | | | | |
| Feb. 14 | @Houston* | | | | | | | | | | | | | | | |
| Feb. 17 | BAYLOR* | | | | | | | | | | | | | | | |
| Feb. 21 | @Texas Tech* | | | | | | | | | | | | | | | |
| Feb. 25 | @Colorado* | | | | | | | | | | | | | | | |
| Feb. 28 | TCU* | | | | | | | | | | | | | | | |
| Mar. 3 | WEST VIRGINIA* | | | | | | | | | | | | | | | |
| Mar. 7 | @Kansas* | | | | | | | | | | | | | | | |

HAGGERTY'S CAREER STATS

| YEAR | GP | GS | Min | Avg. | FGM | FGA | Pct. | 3FGM | 3FGA | Pct. | FTM | FTA | Pct. | Off | Def | Tot | Avg. | PF | Ast | TO | Blk | Stl | Pts | Avg. |
|------------------|----|----|------|------|-----|------|------|------|------|------|-----|-----|------|-----|-----|-----|------|-----|-----|-----|-----|-----|------|------|
| *2022-23 (Fr.) | 6 | 0 | 54 | 9.0 | 5 | 9 | .556 | 0 | 1 | .000 | 7 | 9 | .778 | 1 | 8 | 9 | 1.5 | 3 | 5 | 4 | 0 | 2 | 17 | 2.8 |
| **2023-24 (Rfr.) | 31 | 31 | 1045 | 33.7 | 199 | 404 | .493 | 22 | 76 | .289 | 237 | 309 | .767 | 32 | 137 | 169 | 5.5 | 53 | 119 | 80 | 1 | 60 | 657 | 21.2 |
| ***2024-25 (So.) | 35 | 35 | 1282 | 36.6 | 248 | 521 | .476 | 39 | 107 | .364 | 224 | 274 | .818 | 40 | 162 | 202 | 5.8 | 80 | 131 | 116 | 3 | 64 | 759 | 21.7 |
| 2025-26 (Jr.) | 11 | 11 | 362 | 33.0 | 87 | 175 | .497 | 15 | 38 | .395 | 61 | 84 | .726 | 12 | 40 | 52 | 4.7 | 28 | 52 | 42 | 1 | 11 | 250 | 22.7 |
| Totals | 83 | 77 | 2743 | 33.1 | 539 | 1109 | .486 | 76 | 222 | .342 | 529 | 676 | .783 | 85 | 347 | 432 | 5.2 | 164 | 307 | 242 | 5 | 137 | 1683 | 20.3 |

*at TCU | **at Tulsa | ***at Memphis

Wildcats



MARCUS JOHNSON

W | 6-7 | 265 | Sr-TR | Akron, Ohio | Parkland | Wheeling | Bowling Green

@thebigestmarc / marcus.6



2023-24 NABC All-District Second Team (Wheeling)
2023-24 D2CCA All-Region Second Team | All-MEC First Team

SUPERLATIVES

| | FR | SO | JR | SR | CAR |
|-----------------|----|----|----|----|-----|
| 10+ Points | — | — | 26 | — | 86 |
| 15+ Points | — | — | 19 | — | 71 |
| 20+ Points | — | — | 13 | — | 42 |
| 30+ Points | — | — | — | — | 4 |
| 5+ Rebounds | — | — | 17 | — | 73 |
| 10+ Rebounds | — | — | 1 | — | 15 |
| 3+ Assists | — | — | 11 | — | 39 |
| Multiple Steals | — | — | 6 | — | 6 |
| Double-Doubles | — | — | 1 | — | 15 |

PERSONAL HIGHS

■ Points

| | |
|--------|-------------------------------------|
| Season | 3 vs. Mississippi Valley (12/8/25) |
| Career | 34 vs. West Virginia State (2/3/24) |
| Big 12 | — |

■ Field Goals Made

| | |
|--------|------------------------------------|
| Season | 1 vs. Mississippi Valley (12/8/25) |
| Career | 13 at Alderson Broaddus (2/22/23) |
| Big 12 | — |

■ Field Goals Attempted

| | |
|--------|------------------------------------|
| Season | 3 vs. Mississippi Valley (12/8/25) |
| Career | 27 vs. Concord (1/20/24) |
| Big 12 | — |

■ 3-Point Field Goals Made

| | |
|--------|------------------------------------|
| Season | 1 vs. Mississippi Valley (12/8/25) |
| Career | 6 vs. West Virginia State (2/3/24) |
| Big 12 | — |

■ 3-Point Field Goals Attempted

| | |
|--------|------------------------------------|
| Season | 3 vs. Mississippi Valley (12/8/25) |
| Career | 13 vs. Kent State (2/18/25) |
| Big 12 | — |

■ Free Throws Made

| | |
|--------|-------------------------|
| Season | — |
| Career | 11 vs. Salem (11/21/23) |
| Big 12 | — |

■ Free Throws Attempted

| | |
|--------|-------------------------|
| Season | — |
| Career | 12 vs. Salem (11/21/23) |
| Big 12 | — |

■ Rebounds

| | |
|--------|------------------------------------|
| Season | 2 vs. Mississippi Valley (12/8/25) |
| Career | 15 vs. Fairmont State (1/10/24) |
| Big 12 | — |

■ Assists

| | |
|--------|---------------------------------------|
| Season | — |
| Career | 9 at West Virginia Wesleyan (12/2/23) |
| Big 12 | — |

■ Blocked Shots

| | |
|--------|------------------------|
| Season | — |
| Career | 3 vs. Salem (11/21/23) |
| Big 12 | — |

■ Steals

| | |
|--------|------------|
| Season | — |
| Career | 4, 6 times |
| Big 12 | — |

■ Minutes

| | |
|--------|------------------------------------|
| Season | 7 vs. Mississippi Valley (12/8/25) |
| Career | 44 vs. Notre Dame (Ohio) (3/6/24) |
| Big 12 | — |

SEASON STATS

| PPG | RPG | APG | FG% | 3FG% | FT% |
|-----|-----|-----|------|------|-----|
| 1.0 | 1.3 | 0.0 | 33.3 | 33.3 | — |

JOHNSON AT A GLANCE

- ▶ Has played in each of the last 3 games, averaging 4.8 minutes per game... Saw his first action of the season vs. Bowling Green (12/1/25)... Played a season-high 7 minutes vs. Mississippi Valley (12/8/25).
- ▶ Scored his first points as a Wildcat with a 3-pointer vs. Mississippi Valley (12/8/25) to go with 2 rebounds in 7 minutes.
- ▶ Has scored nearly 1,900 points (1,868) in his college career, which includes more than 1,600 points (1,630) at the Division I or II ranks... Has 3 consecutive seasons of 500 or more points, including 582 in 2023-24 at Wheeling.
- ▶ Has scored in double figures in 86 of 110 career games, including 42 20-point games and four 30-point games.
- ▶ Has 15 career double-doubles, including 9 at Wheeling in 2023-24.

LAST GAME (vs. Mississippi Valley State (12/8/25)

| MIN | PTS | REBS | ASTS | BLKS | STLS |
|-----|-----|------|------|------|------|
| 7 | 3 | 2 | 0 | 0 | 0 |

TOP PERFORMANCES

- ▶ Scored a career-high 34 points vs. West Virginia State (2/3/24) while playing at Division II Wheeling.
- ▶ Had a Division I high of 28 points vs. Toledo (1/24/25).

BACKGROUND

- ▶ Transferred to K-State in May 2025 after 1 season at Bowling Green (2024-25)... Started at the junior college level at Parkland College in Champaign, Ill., in 2021-22 then moving to Division II Wheeling College for 2 seasons (2022-24).
- ▶ Part of back-to-back state titles at famed St. Vincent-St. Mary's in Akron.

2025-26 GAME-BY-GAME STATISTICS

| Date | Opponent | GS | MIN | FG | 3PT | FT | O | D | TR | PF | AST | TO | BLK | STL | PTS | +/- |
|---------|-----------------------|----|-----|-----|-----|----|---|---|----|----|-----|----|-----|-----|-----|-----|
| Nov. 4 | UNC GREENSBORO | | DNP | | | | | | | | | | | | | |
| Nov. 8 | BELLARMINE | | DNP | | | | | | | | | | | | | |
| Nov. 13 | CALIFORNIA | | DNP | | | | | | | | | | | | | |
| Nov. 17 | TULSA | | DNP | | | | | | | | | | | | | |
| Nov. 20 | vs. Mississippi State | | DNP | | | | | | | | | | | | | |
| Nov. 21 | vs. Nebraska | | DNP | | | | | | | | | | | | | |
| Nov. 25 | @Indiana | | DNP | | | | | | | | | | | | | |
| Dec. 1 | BOWLING GREEN | 2 | 0-0 | 0-0 | 0-0 | 0 | 1 | 1 | 1 | 0 | 0 | 0 | 0 | 0 | 0 | -3 |
| Dec. 6 | SETON HALL | 5 | 0-0 | 0-0 | 0-0 | 0 | 1 | 1 | 0 | 0 | 0 | 0 | 0 | 0 | 0 | -2 |
| Dec. 8 | MISSISSIPPI VALLEY | 7 | 1-3 | 1-3 | 0-0 | 0 | 2 | 2 | 2 | 0 | 1 | 0 | 0 | 0 | 3 | 2 |
| Dec. 13 | @Creighton | | DNP | | | | | | | | | | | | | |
| Dec. 20 | SOUTH DAKOTA | | | | | | | | | | | | | | | |
| Dec. 28 | ULM | | | | | | | | | | | | | | | |
| Jan. 3 | BYU* | | | | | | | | | | | | | | | |
| Jan. 7 | @Arizona* | | | | | | | | | | | | | | | |
| Jan. 10 | @Arizona State* | | | | | | | | | | | | | | | |
| Jan. 14 | UCF* | | | | | | | | | | | | | | | |
| Jan. 17 | @Oklahoma State* | | | | | | | | | | | | | | | |
| Jan. 20 | UTAH* | | | | | | | | | | | | | | | |
| Jan. 24 | KANSAS* | | | | | | | | | | | | | | | |
| Jan. 27 | @West Virginia* | | | | | | | | | | | | | | | |
| Feb. 1 | IOWA STATE* | | | | | | | | | | | | | | | |
| Feb. 7 | @TCU* | | | | | | | | | | | | | | | |
| Feb. 11 | CINCINNATI* | | | | | | | | | | | | | | | |
| Feb. 14 | @Houston* | | | | | | | | | | | | | | | |
| Feb. 17 | BAYLOR* | | | | | | | | | | | | | | | |
| Feb. 21 | @Texas Tech* | | | | | | | | | | | | | | | |
| Feb. 25 | @Colorado* | | | | | | | | | | | | | | | |
| Feb. 28 | TCU* | | | | | | | | | | | | | | | |
| Mar. 3 | WEST VIRGINIA* | | | | | | | | | | | | | | | |
| Mar. 7 | @Kansas* | | | | | | | | | | | | | | | |

JOHNSON'S CAREER STATS

| YEAR | GP | GS | Min | Avg. | FGM | FGA | Pct. | 3FGM | 3FGA | Pct. | FTM | FTA | Pct. | Off | Def | Tot | Avg. | PF | Ast | TO | Blk | Stl | Pts | Avg. |
|------------------|----|----|------|------|-----|------|------|------|------|------|-----|-----|------|-----|-----|-----|------|-----|-----|-----|-----|-----|------|------|
| *2021-22 (Fr.) | 29 | 4 | 400 | 13.8 | 94 | 186 | .505 | 14 | 37 | .378 | 36 | 47 | .766 | 36 | 91 | 127 | 4.4 | 53 | 34 | 46 | 8 | 19 | 238 | 8.2 |
| **2022-23 (So.) | 29 | 29 | 869 | 30.0 | 200 | 412 | .485 | 42 | 107 | .393 | 84 | 104 | .808 | 60 | 129 | 189 | 6.5 | 72 | 49 | 75 | 16 | 46 | 526 | 18.1 |
| ***2023-24 (Jr.) | 27 | 25 | 896 | 30.0 | 203 | 430 | .472 | 67 | 150 | .447 | 109 | 120 | .908 | 63 | 149 | 212 | 7.9 | 74 | 83 | 86 | 15 | 36 | 582 | 21.6 |
| ***2024-25 (Sr.) | 32 | 32 | 1006 | 31.4 | 181 | 421 | .430 | 78 | 198 | .394 | 79 | 88 | .898 | 42 | 118 | 160 | 5.0 | 69 | 58 | 79 | 5 | 28 | 519 | 16.2 |
| 2025-26 (Sr.) | 3 | 0 | 14 | 4.8 | 1 | 3 | .333 | 1 | 3 | .333 | 0 | 0 | .000 | 0 | 4 | 4 | 1.3 | 3 | 0 | 1 | 0 | 0 | 3 | 1.0 |
| Totals | 91 | 86 | 2785 | 30.6 | 585 | 1266 | .462 | 188 | 458 | .410 | 272 | 312 | .872 | 165 | 400 | 565 | 6.2 | 218 | 190 | 241 | 36 | 110 | 1630 | 17.9 |



SUPERLATIVES

| | FR | SO | JR | SR | CAR |
|-----------------|----|----|----|----|-----|
| 10+ Points | 1 | 6 | — | — | 7 |
| 20+ Points | — | 1 | — | — | 1 |
| 30+ Points | — | — | — | — | — |
| 3+ 3FGM | 1 | 3 | — | — | 4 |
| 5+ Rebounds | — | 1 | — | — | 1 |
| 5+ Assists | — | 1 | — | — | 1 |
| Multiple Steals | 2 | — | — | — | 2 |
| 2+ Blocks | — | — | — | — | — |
| Double-Doubles | — | — | — | — | — |

PERSONAL HIGHS

| | |
|---------------------------------|------------------------------------|
| ■ Points | |
| Season | 22 vs. Bowling Green (12/1/25) |
| Career | 22 vs. Bowling Green (12/1/25) |
| Big 12 | 6, twice |
| ■ Field Goals Made | |
| Season | 8 vs. Bowling Green (12/1/25) |
| Career | 8 vs. Bowling Green (12/1/25) |
| Big 12 | 2, twice |
| ■ Field Goals Attempted | |
| Season | 15 vs. Bowling Green (12/1/25) |
| Career | 15 vs. Bowling Green (12/1/25) |
| Big 12 | 7 vs. Texas Tech (1/16/25) |
| ■ 3-Point Field Goals Made | |
| Season | 5 vs. Bellarmine (11/8/25) |
| Career | 5 twice |
| Big 12 | 2, twice |
| ■ 3-Point Field Goals Attempted | |
| Season | 9 vs. Bowling Green (12/1/25) |
| Career | 9, twice |
| Big 12 | 5 vs. Arizona State (2/23/25) |
| ■ Free Throws Made | |
| Season | 5 vs. Nebraska (11/21/25) |
| Career | 5 vs. Nebraska (11/21/25) |
| Big 12 | 3, twice |
| ■ Free Throws Attempted | |
| Season | 6 vs. Nebraska (11/21/25) |
| Career | 6 vs. Nebraska (11/21/25) |
| Big 12 | 4, twice |
| ■ Rebounds | |
| Season | 5 vs. Seton Hall (12/6/25) |
| Career | 5 vs. Seton Hall (12/6/25) |
| Big 12 | 2, twice |
| ■ Assists | |
| Season | 5 vs. Mississippi Valley (12/8/25) |
| Career | 3, twice |
| Big 12 | 2 vs. Cincinnati (12/30/24) |
| ■ Blocked Shots | |
| Season | 1 at Creighton (12/13/25) |
| Career | 1, twice |
| Big 12 | 1 vs. Arizona (2/11/25) |
| ■ Steals | |
| Season | 1, 3 times |
| Career | 2, 3 times |
| Big 12 | 2, twice |
| ■ Minutes | |
| Season | 33 vs. Bowling Green (12/1/25) |
| Career | 33 vs. Bowling Green (12/1/25) |
| Big 12 | 23 at Kansas (1/18/25) |

CASTILLO'S CAREER STATS

| YEAR | GP | GS | Min | Avg. | FGM | FGA | Pct. | 3FGM | 3FGA | Pct. | FTM | FTA | Pct. | Off | Def | Tot | Avg. | PF | Ast | TO | Blk | Stl | Pts | Avg. |
|---------------|----|----|-----|------|-----|-----|------|------|------|------|-----|-----|------|-----|-----|-----|------|----|-----|----|-----|-----|-----|------|
| 2024-25 (Fr.) | 32 | 2 | 319 | 10.0 | 19 | 86 | .221 | 17 | 67 | .254 | 22 | 25 | .880 | 0 | 18 | 18 | 0.6 | 22 | 24 | 19 | 1 | 13 | 77 | 2.4 |
| 2025-26 (So.) | 11 | 2 | 258 | 23.5 | 51 | 104 | .490 | 25 | 59 | .424 | 21 | 26 | .808 | 6 | 17 | 23 | 2.1 | 16 | 25 | 14 | 1 | 4 | 148 | 13.5 |
| Totals | 43 | 4 | 577 | 13.4 | 70 | 190 | .368 | 42 | 126 | .333 | 43 | 51 | .843 | 6 | 35 | 41 | 1.0 | 38 | 49 | 33 | 2 | 17 | 225 | 5.2 |

SEASON STATS

| PPG | RPG | APG | FG% | 3FG% | FT% |
|------|-----|-----|------|------|------|
| 13.5 | 2.1 | 2.3 | 49.0 | 42.4 | 80.8 |

CASTILLO AT A GLANCE

- ▶ Averaging 23.5 minutes in first 11 games, including starts vs. Bowling Green (12/1/25) and Seton Hall (12/6/25)... Played a career-high 33 minutes vs. Bowling Green (12/6/25)... Has played in 43 career games with 4 starts.
- ▶ Has scored in double figures in 4 straight games (7 overall), including 19 points off the bench vs. Mississippi Valley (12/8/25) and at Creighton (2/13/25)... Went 7-of-11 from the field vs. the Bluejays while he matched his career-high with 5 3-pointers and a career-high 5 assists vs. the Delta Devils.
- ▶ Had a career-high 5 rebounds and 3 assists vs. Seton Hall (12/6/25).
- ▶ Posted his first career 20-point game vs. Bowling Green with a career-best 22 points on 8-of-15 field goals, including three 3-pointers, and 3-of-4 free throws.
- ▶ Eclipsed his point total from last season with 7 points at Indiana (11/25/25).
- ▶ Scored in double figures in 3 consecutive games for the first time in his career after 12 points vs. Tulsa (11/17/25), including the game-winner... This came on the heels of a 16-point effort in the win vs. Cal (11/13/25), which came on 6-of-9 attempts, including 4-of-6 from 3-point range in 23 minutes.
- ▶ Scored 19 points vs. Bellarmine (11/8/25) on 7-of-7 field goals, including 5-of-5 from 3-point range, in just 12 minutes... He is the 25th player in school history to go 5-of-5 or better from the field, including the eighth such player to go 5-of-5 from beyond the arc.

2025-26 GAME-BY-GAME STATISTICS

| Date | Opponent | GS | MIN | FG | 3PT | FT | O | D | TR | PF | AST | TO | BLK | STL | PTS | +/- |
|---------|-----------------------|----|-----|------|-----|-----|---|---|----|----|-----|----|-----|-----|-----|-----|
| Nov. 4 | UNC GREENSBORO | | 13 | 3-5 | 1-2 | 0-2 | 0 | 0 | 0 | 0 | 2 | 1 | 0 | 0 | 7 | -13 |
| Nov. 8 | BELLARMINE | | 12 | 7-7 | 5-5 | 0-0 | 0 | 1 | 1 | 2 | 1 | 2 | 0 | 0 | 19 | 8 |
| Nov. 13 | CALIFORNIA | | 23 | 6-9 | 4-6 | 0-0 | 0 | 4 | 4 | 1 | 2 | 1 | 0 | 0 | 16 | 2 |
| Nov. 17 | TULSA | | 24 | 4-10 | 1-5 | 3-3 | 0 | 1 | 1 | 1 | 2 | 2 | 0 | 1 | 12 | -2 |
| Nov. 20 | vs. Mississippi State | | 24 | 3-7 | 1-2 | 2-2 | 1 | 2 | 3 | 2 | 2 | 0 | 0 | 0 | 9 | 20 |
| Nov. 21 | vs. Nebraska | | 21 | 1-6 | 1-5 | 5-6 | 1 | 1 | 2 | 1 | 2 | 1 | 0 | 1 | 8 | 2 |
| Nov. 25 | @Indiana | | 29 | 2-9 | 1-5 | 2-2 | 1 | 0 | 1 | 2 | 2 | 2 | 0 | 0 | 7 | -16 |
| Dec. 1 | BOWLING GREEN | * | 33 | 8-15 | 3-9 | 3-4 | 1 | 0 | 1 | 1 | 1 | 1 | 0 | 0 | 22 | -10 |
| Dec. 6 | SETON HALL | * | 31 | 4-14 | 1-8 | 1-2 | 1 | 4 | 5 | 3 | 3 | 1 | 0 | 0 | 10 | -10 |
| Dec. 8 | MISSISSIPPI VALLEY | | 25 | 6-11 | 5-8 | 2-2 | 0 | 3 | 3 | 0 | 5 | 3 | 0 | 1 | 19 | 44 |
| Dec. 13 | @Creighton | | 23 | 7-11 | 2-4 | 3-3 | 1 | 1 | 2 | 3 | 3 | 0 | 1 | 1 | 19 | 14 |
| Dec. 20 | SOUTH DAKOTA | | | | | | | | | | | | | | | |
| Dec. 28 | ULM | | | | | | | | | | | | | | | |
| Jan. 3 | BYU* | | | | | | | | | | | | | | | |
| Jan. 7 | @Arizona* | | | | | | | | | | | | | | | |
| Jan. 10 | @Arizona State* | | | | | | | | | | | | | | | |
| Jan. 14 | UCF* | | | | | | | | | | | | | | | |
| Jan. 17 | @Oklahoma State* | | | | | | | | | | | | | | | |
| Jan. 20 | UTAH* | | | | | | | | | | | | | | | |
| Jan. 24 | KANSAS* | | | | | | | | | | | | | | | |
| Jan. 27 | @West Virginia* | | | | | | | | | | | | | | | |
| Feb. 1 | IOWA STATE* | | | | | | | | | | | | | | | |
| Feb. 7 | @TCU* | | | | | | | | | | | | | | | |
| Feb. 11 | CINCINNATI* | | | | | | | | | | | | | | | |
| Feb. 14 | @Houston* | | | | | | | | | | | | | | | |
| Feb. 17 | BAYLOR* | | | | | | | | | | | | | | | |
| Feb. 21 | @Texas Tech* | | | | | | | | | | | | | | | |
| Feb. 25 | @Colorado* | | | | | | | | | | | | | | | |
| Feb. 28 | TCU* | | | | | | | | | | | | | | | |
| Mar. 3 | WEST VIRGINIA* | | | | | | | | | | | | | | | |
| Mar. 7 | @Kansas* | | | | | | | | | | | | | | | |

LAST GAME (at Creighton (12/13/25))

| MIN | PTS | REBS | ASTS | BLKS | STLS |
|-----|-----|------|------|------|------|
| 23 | 19 | 2 | 3 | 1 | 1 |

TOP PERFORMANCES

- ▶ Set a career-high and posted his first career 20-point game with 22 points vs. Bowling Green (12/1/25), shooting 8-of-15 from the field, including 3-of-9 from 3-point range, and 3-of-4 from the free throw line in a career-best 33 minutes.
- ▶ Scored 19 points vs. Bellarmine (11/8/25) in just 12 minutes of action, hitting on all 7 field goals, including 5-of-5 from 3-point range... He is just the eighth Wildcat to go 5-of-5 or better from beyond the arc.
- ▶ Scored 19 points vs. Mississippi Valley (12/8/25) on 6-of-11 field goals, matching a career-high 5 made 3-pointers.
- ▶ Tallied a game-high 19 points off the bench in the win at Creighton (12/13/25), including scoring 6 of the team's last 10 points.
- ▶ Played 23 minutes at No. 9/10 Kansas (1/18/25), posting 6 points on 2-of-4 field goals, including 2-of-3 from 3-point range, to go with 2 steals.

BACKGROUND

- ▶ Played his senior season at prep powerhouse Sunrise Christian Academy in Bel Aire, Kan., leading the team in scoring (13.2 ppg.) and free throw percentage.
- ▶ Played for former Wildcat **Cient Stewart** at Bartlesville High School, where he became the school's all-time leading scorer with 1,594 points.



SUPERLATIVES

| | RFR | SO | JR | SR | CAR |
|-----------------|-----|----|----|----|-----|
| 10+ Points | 21 | — | — | — | 21 |
| 15+ Points | 18 | — | — | — | 18 |
| 20+ Points | 13 | — | — | — | 13 |
| 5+ Rebounds | 21 | 3 | 1 | — | 24 |
| 10+ Rebounds | 10 | — | — | — | 10 |
| 3+ Assists | 3 | — | — | — | 3 |
| Multiple Steals | 13 | 4 | 1 | — | 18 |
| 2+ Blocks | 14 | 1 | 1 | — | 16 |
| Double-Doubles | 10 | — | — | — | 10 |

PERSONAL HIGHS

■ Points

| | |
|--------|-----------------------------------|
| Season | 4 vs. California (11/13/25) |
| Career | 27 at Western Iowa Tech (12/9/23) |
| Big 12 | 8 vs. Oklahoma State (1/29/25) |

■ Field Goals Made

| | |
|--------|-----------------------------------|
| Season | 2 vs. California (11/13/25) |
| Career | 10 at Western Iowa Tech (12/9/23) |
| Big 12 | 3, twice |

■ Field Goals Attempted

| | |
|--------|-----------------------------|
| Season | 3 vs. California (11/13/25) |
| Career | 16, 5 times |
| Big 12 | 4, 5 times |

■ 3-Point Field Goals Made

| | |
|--------|------------|
| Season | — |
| Career | 1, 3 times |
| Big 12 | — |

■ 3-Point Field Goals Attempted

| | |
|--------|----------|
| Season | — |
| Career | 2, twice |
| Big 12 | — |

■ Free Throws Made

| | |
|--------|--------------------------------|
| Season | 1, 3 times |
| Career | 11 at North Iowa Area (1/3/24) |
| Big 12 | 2, 4 times |

■ Free Throws Attempted

| | |
|--------|--------------------------------|
| Season | 2, 3 times |
| Career | 14 at North Iowa Area (1/3/24) |
| Big 12 | 5 at BYU (2/17/25) |

■ Rebounds

| | |
|--------|-------------------------------|
| Season | 7 vs. Bowling Green (12/1/25) |
| Career | 17 vs. Marshalltown (2/10/24) |
| Big 12 | 7, twice |

■ Assists

| | |
|--------|--------------------------------|
| Season | 2 vs. UNC Greensboro (11/4/25) |
| Career | 3, multiple times |
| Big 12 | 1 vs. Arizona State (2/23/25) |

■ Blocked Shots

| | |
|--------|--------------------------------|
| Season | 2 vs. UNC Greensboro (11/4/25) |
| Career | 6 at South Suburban (3/22/24) |
| Big 12 | 2 at Utah (2/17/25) |

■ Steals

| | |
|--------|-------------------------|
| Season | 2 at Indiana (11/25/25) |
| Career | 5, twice |
| Big 12 | 3, twice |

■ Minutes

| | |
|--------|---------------------------------|
| Season | 17 vs. UNC Greensboro (11/4/25) |
| Career | 34, twice |
| Big 12 | 18 vs. Arizona State (2/23/25) |

SEASON STATS

| PPG | RPG | BPG | FG% | 3FG% | FT% |
|-----|-----|-----|------|------|------|
| 1.6 | 2.4 | 0.5 | 55.6 | — | 50.0 |

IKEGWURUKA AT A GLANCE

- Earned his first career start at K-State vs. UNC Greensboro (11/4/25)... Has come off the bench in 7 of last 9 games... Has now played in 32 career games.
- Grabbed a season-high 7 rebounds in 15 minutes vs. Bowling Green (12/1/25).
- Chipped in all around in the win over UNC Greensboro (11/4/25), posting 3 points, 3 rebounds, 2 assists, 2 blocks and a steal in 17 minutes... Also had 3 points vs. Bellarmine (11/8/25) with 4 rebounds and an assist.
- Played his best all-around game vs. Oklahoma State (1/29/25) with a season-high 8 points on 3-of-4 field goals to go with 3 rebounds and 3 steals... Followed with 4 points and 3 rebounds in the win at No. 3/3 Iowa State (2/1/25)... Had 6 points in the win over No. 16/17 Kansas (2/8/25) with a pair of steals.
- Scored his first points vs. Drake (12/17/24), posting 4 points on 2-of-2 field goals with 1 rebound and 1 steal in 10 minutes.
- Averaged a double-double (19 ppg., 10.3 rpg.) as a redshirt freshman at Ellsworth Community College, where he helped the school to its first national tournament appearance in 38 seasons and the highest finish in 1977.
- Has a variety of international experience, having played for both the Irish U16 National Team at the 2019 FIBA European U16 Division B Championships as well as for two club teams in the Czech Republic from 2020-23.

LAST GAME (vs. Seton Hall (12/6/25))

| MIN | PTS | REBS | ASTS | BLKS | STLS |
|-----|-----|------|------|------|------|
| 5 | 1 | 0 | 0 | 0 | 0 |

TOP PERFORMANCES

- Scored a career-high 27 points at Western Iowa Tech (12/9/23)... Rattled off 7 consecutive 20-point games to end the regular season at Ellsworth.
- Scored season-high 8 points vs. Oklahoma State (1/29/25) on 3-of-4 field goals to go with 3 rebounds and 3 steals in 12 minutes.
- Grabbed a season-high 3 steals twice, vs. Oklahoma State (1/29/25) and No. 13/13 Arizona (2/11/25).
- Tied a season-high with 7 rebounds vs. Arizona State (2/23/25) in a season-high 18 minutes
- Posted a pair of blocks at Utah (2/17/25).

BACKGROUND

- Transferred to K-State in May 2024 after 2 seasons at Ellsworth Community College in Ellsworth, Iowa, redshirting in 2022-23.
- Earned NJCAA Second Team All-American honors in leading the Panthers to 29 wins and a fourth-place finish at the NJCAA Division II Championship.

2025-26 GAME-BY-GAME STATISTICS

| Date | Opponent | GS | MIN | FG | 3PT | FT | O | D | TR | PF | AST | TO | BLK | STL | PTS | +/- |
|---------|-----------------------|----|-----|-----|-----|-----|---|---|----|----|-----|----|-----|-----|-----|-----|
| Nov. 4 | UNC GREENSBORO | * | 17 | 1-1 | 0-0 | 1-2 | 1 | 2 | 3 | 2 | 2 | 0 | 2 | 1 | 3 | -2 |
| Nov. 8 | BELLARMINE | | 16 | 1-1 | 0-0 | 1-2 | 3 | 1 | 4 | 2 | 1 | 2 | 0 | 0 | 3 | 8 |
| Nov. 13 | CALIFORNIA | | 17 | 2-3 | 0-0 | 0-0 | 0 | 1 | 1 | 2 | 0 | 0 | 0 | 0 | 4 | -5 |
| Nov. 17 | TULSA | | DNP | | | | | | | | | | | | | |
| Nov. 20 | vs. Mississippi State | | 13 | 1-1 | 0-0 | 0-0 | 0 | 2 | 2 | 2 | 0 | 2 | 1 | 1 | 2 | 12 |
| Nov. 21 | vs. Nebraska | | 7 | 0-1 | 0-0 | 0-0 | 0 | 0 | 0 | 1 | 0 | 0 | 0 | 0 | 0 | 0 |
| Nov. 25 | @Indiana | | 15 | 0-0 | 0-0 | 0-0 | 1 | 1 | 2 | 4 | 0 | 0 | 1 | 2 | 0 | -3 |
| Dec. 1 | BOWLING GREEN | | 15 | 0-2 | 0-0 | 0-0 | 2 | 5 | 7 | 4 | 1 | 0 | 0 | 0 | 0 | -11 |
| Dec. 6 | SETON HALL | | 5 | 0-0 | 0-0 | 1-2 | 0 | 0 | 0 | 2 | 0 | 1 | 0 | 0 | 1 | -2 |
| Dec. 8 | MISSISSIPPI VALLEY | | DNP | | | | | | | | | | | | | |
| Dec. 13 | @Creighton | | DNP | | | | | | | | | | | | | |
| Dec. 20 | SOUTH DAKOTA | | | | | | | | | | | | | | | |
| Dec. 28 | ULM | | | | | | | | | | | | | | | |
| Jan. 3 | BYU* | | | | | | | | | | | | | | | |
| Jan. 7 | @Arizona* | | | | | | | | | | | | | | | |
| Jan. 10 | @Arizona State* | | | | | | | | | | | | | | | |
| Jan. 14 | UCF* | | | | | | | | | | | | | | | |
| Jan. 17 | @Oklahoma State* | | | | | | | | | | | | | | | |
| Jan. 20 | UTAH* | | | | | | | | | | | | | | | |
| Jan. 24 | KANSAS* | | | | | | | | | | | | | | | |
| Jan. 27 | @West Virginia* | | | | | | | | | | | | | | | |
| Feb. 1 | IOWA STATE* | | | | | | | | | | | | | | | |
| Feb. 7 | @TCU* | | | | | | | | | | | | | | | |
| Feb. 11 | CINCINNATI* | | | | | | | | | | | | | | | |
| Feb. 14 | @Houston* | | | | | | | | | | | | | | | |
| Feb. 17 | BAYLOR* | | | | | | | | | | | | | | | |
| Feb. 21 | @Texas Tech* | | | | | | | | | | | | | | | |
| Feb. 25 | @Colorado* | | | | | | | | | | | | | | | |
| Feb. 28 | TCU* | | | | | | | | | | | | | | | |
| Mar. 3 | WEST VIRGINIA* | | | | | | | | | | | | | | | |
| Mar. 7 | @Kansas* | | | | | | | | | | | | | | | |

IKEGWURUKA'S CAREER STATS

| YEAR | GP | GS | Min | Avg. | FGM | FGA | Pct. | 3FGM | 3FGA | Pct. | FTM | FTA | Pct. | Off | Def | Tot | Avg. | PF | Ast | TO | Blk | Stl | Pts | Avg. |
|---------------|----|----|-----|------|-----|-----|------|------|------|------|-----|-----|------|-----|-----|-----|------|----|-----|----|-----|-----|-----|------|
| 2024-25 (So.) | 24 | 0 | 192 | 8.0 | 21 | 35 | .600 | 0 | 0 | .000 | 9 | 17 | .529 | 18 | 39 | 57 | 2.4 | 27 | 2 | 9 | 5 | 14 | 51 | 2.1 |
| 2025-26 (Jr.) | 8 | 1 | 106 | 13.2 | 5 | 9 | .556 | 0 | 0 | .000 | 3 | 6 | .500 | 7 | 12 | 19 | 2.4 | 19 | 4 | 5 | 4 | 4 | 13 | 1.6 |
| Totals | 32 | 1 | 297 | 9.3 | 26 | 44 | .591 | 0 | 0 | .000 | 12 | 23 | .522 | 25 | 51 | 76 | 2.4 | 46 | 6 | 14 | 9 | 18 | 64 | 2.0 |

15
W | JR.-2L



TAJ MANNING

W | 6-7 | 230 | Jr.-2L | Grandview, Mo. | La Lumiere [Ind.] School

@TajManning / taj.manning

SUPERLATIVES

| | RFR | SO | JR | SR | CAR |
|-----------------|-----|----|----|----|-----|
| 10+ Points | — | — | — | — | — |
| 20+ Points | — | — | — | — | — |
| 2+ 3FGM | — | 1 | — | — | 1 |
| 5+ Rebounds | — | — | 2 | — | 2 |
| 10+ Rebounds | — | — | — | — | — |
| 3+ Assists | — | — | — | — | — |
| Multiple Steals | — | — | — | — | — |
| 2+ Blocks | — | — | — | — | — |
| Double-Double | — | — | — | — | — |

PERSONAL HIGHS

■ Points

| | |
|--------|------------------------------------|
| Season | 4 vs. Mississippi Valley (12/8/25) |
| Career | 6 vs. UAPB (12/1/24) |
| Big 12 | 4 vs. Oklahoma (1/30/24) |

■ Field Goals Made

| | |
|--------|------------------------------------|
| Season | 2 vs. Mississippi Valley (12/8/25) |
| Career | 2, twice |
| Big 12 | 1 vs. Oklahoma (1/30/24) |

■ Field Goals Attempted

| | |
|--------|------------------------------------|
| Season | 4 vs. Mississippi Valley (12/8/25) |
| Career | 2, 4 times |
| Big 12 | 2 vs. Oklahoma (1/30/24) |

■ 3-Point Field Goals Made

| | |
|--------|--------------------------|
| Season | — |
| Career | 2 vs. UAPB (12/1/24) |
| Big 12 | 1 vs. Oklahoma (1/30/24) |

■ 3-Point Field Goals Attempted

| | |
|--------|----------------------------|
| Season | 2 vs. Seton Hall (12/6/25) |
| Career | 2, twice |
| Big 12 | 2 vs. Oklahoma (1/30/24) |

■ Free Throws Made

| | |
|--------|-------------------------------|
| Season | 2 vs. Bowling Green (12/1/25) |
| Career | 2 vs. Bowling Green (12/1/25) |
| Big 12 | 1, twice |

■ Free Throws Attempted

| | |
|--------|-------------------------------|
| Season | 2 vs. Bowling Green (12/1/25) |
| Career | 2, 4 times |
| Big 12 | 2, twice |

■ Rebounds

| | |
|--------|------------------------------------|
| Season | 6 vs. Mississippi Valley (12/8/25) |
| Career | 6 vs. Mississippi Valley (12/8/25) |
| Big 12 | 3 vs. Oklahoma (1/30/24) |

■ Assists

| | |
|--------|-------------------------------------|
| Season | 1, vs. Mississippi State (11/20/25) |
| Career | 1, 3 times |
| Big 12 | — |

■ Blocked Shots

| | |
|--------|----------|
| Season | 1, twice |
| Career | 1, twice |
| Big 12 | — |

■ Steals

| | |
|--------|-------------------------|
| Season | 1, twice |
| Career | 1, 3 times |
| Big 12 | 1 vs. Houston (1/11/25) |

■ Minutes

| | |
|--------|-------------------------------------|
| Season | 18 vs. Mississippi Valley (12/8/25) |
| Career | 18 vs. Mississippi Valley (12/8/25) |
| Big 12 | 10 vs. Oklahoma (1/30/24) |

SEASON STATS

| PPG | RPG | BPG | FG% | 3FG% | FT% |
|-----|-----|-----|------|------|-------|
| 1.3 | 2.8 | 0.2 | 45.5 | 0.0 | 100.0 |

MANNING AT A GLANCE

- ▶ Has come off the bench in 9 of the first 11 games, averaging 7.4 minutes per game... Has been on the team longer than anyone, redshirting as a freshman in 2022-23 before playing 18 games with a start in 2023-24.
- ▶ Averaging 13 minutes per game in the last 4 games.
- ▶ Has scored in 5 of 9 games played, including a season-high 4 points vs. Mississippi Valley (12/8/25) in a career-best 18 minutes.
- ▶ Has grabbed 19 of 25 rebounds this season in the last 4 games, including a career-best 6 vs. Mississippi Valley (12/8/25) and 5 at Creighton (12/13/25).
- ▶ Played 13 minutes vs. Bowling Green (12/1/25), knocking down a pair of free throws to go with 4 rebounds.
- ▶ Came off the bench to play 7 minutes in the win over Tulsa (11/17/25), scoring his first points of the season on a layup to go with 2 rebounds.

LAST GAME (at Creighton (12/13/25))

| MIN | PTS | REBS | ASTS | BLKS | STLS |
|-----|-----|------|------|------|------|
| 13 | 2 | 5 | 0 | 0 | 1 |

TOP PERFORMANCES

- ▶ Posted a career-high 6 points vs. UAPB (12/1/24), hitting on both 3-pointers.
- ▶ Scored his first career points vs. Central Arkansas (11/22/23), posting 3 points on 1-of-1 field goals and 1-of-2 free throws in 9 minutes.
- ▶ Connected on his first career 3-pointer vs. No. 23/24 Oklahoma (1/30/24).
- ▶ Grabbed a career-best 6 rebounds vs. Mississippi Valley (12/8/25).

BACKGROUND

- ▶ Was signed by the previous coaching staff on Nov. 10, 2021.
- ▶ Played locally at Grandview (2018-20) and Bishop Miege High Schools (2020-21) in the Kansas City area, winning a Missouri Class 4A title with a 29-2 record with the Bulldogs and a Kansas Class 6A title with a 22-1 record with the Stags.

2025-26 GAME-BY-GAME STATISTICS

| Date | Opponent | GS | MIN | FG | 3PT | FT | O | D | TR | PF | AST | TO | BLK | STL | PTS | +/- |
|---------|-----------------------|----|-----|-----|-----|-----|---|---|----|----|-----|----|-----|-----|-----|-----|
| Nov. 4 | UNC GREENSBORO | | 3 | 0-0 | 0-0 | 0-0 | 0 | 1 | 1 | 1 | 0 | 0 | 1 | 0 | 0 | -3 |
| Nov. 8 | BELLARMINE | | 2 | 0-0 | 0-0 | 0-0 | 0 | 2 | 2 | 0 | 0 | 1 | 0 | 0 | 0 | 3 |
| Nov. 13 | CALIFORNIA | | DNP | | | | | | | | | | | | | |
| Nov. 17 | TULSA | | 7 | 1-1 | 0-0 | 0-0 | 1 | 1 | 2 | 1 | 0 | 0 | 0 | 0 | 2 | -3 |
| Nov. 20 | vs. Mississippi State | | 3 | 1-1 | 0-0 | 0-0 | 0 | 0 | 0 | 0 | 1 | 0 | 0 | 0 | 2 | -1 |
| Nov. 21 | vs. Nebraska | | DNP | | | | | | | | | | | | | |
| Nov. 25 | @Indiana | | 0+ | 0-0 | 0-0 | 0-0 | 0 | 1 | 1 | 0 | 0 | 0 | 0 | 0 | 0 | 6 |
| Dec. 1 | BOWLING GREEN | | 13 | 0-1 | 0-1 | 2-2 | 2 | 2 | 4 | 0 | 0 | 0 | 0 | 0 | 2 | -4 |
| Dec. 6 | SETON HALL | | 8 | 0-2 | 0-2 | 0-0 | 1 | 3 | 4 | 0 | 0 | 0 | 0 | 1 | 0 | 9 |
| Dec. 8 | MISSISSIPPI VALLEY | | 18 | 2-4 | 0-1 | 0-0 | 3 | 3 | 6 | 0 | 0 | 0 | 0 | 1 | 4 | 18 |
| Dec. 13 | @Creighton | | 13 | 1-2 | 0-0 | 0-0 | 2 | 3 | 5 | 0 | 0 | 0 | 0 | 0 | 2 | 10 |
| Dec. 20 | SOUTH DAKOTA | | | | | | | | | | | | | | | |
| Dec. 28 | ULM | | | | | | | | | | | | | | | |
| Jan. 3 | BYU* | | | | | | | | | | | | | | | |
| Jan. 7 | @Arizona* | | | | | | | | | | | | | | | |
| Jan. 10 | @Arizona State* | | | | | | | | | | | | | | | |
| Jan. 14 | UCF* | | | | | | | | | | | | | | | |
| Jan. 17 | @Oklahoma State* | | | | | | | | | | | | | | | |
| Jan. 20 | UTAH* | | | | | | | | | | | | | | | |
| Jan. 24 | KANSAS* | | | | | | | | | | | | | | | |
| Jan. 27 | @West Virginia* | | | | | | | | | | | | | | | |
| Feb. 1 | IOWA STATE* | | | | | | | | | | | | | | | |
| Feb. 7 | @TCU* | | | | | | | | | | | | | | | |
| Feb. 11 | CINCINNATI* | | | | | | | | | | | | | | | |
| Feb. 14 | @Houston* | | | | | | | | | | | | | | | |
| Feb. 17 | BAYLOR* | | | | | | | | | | | | | | | |
| Feb. 21 | @Texas Tech* | | | | | | | | | | | | | | | |
| Feb. 25 | @Colorado* | | | | | | | | | | | | | | | |
| Feb. 28 | TCU* | | | | | | | | | | | | | | | |
| Mar. 3 | WEST VIRGINIA* | | | | | | | | | | | | | | | |
| Mar. 7 | @Kansas* | | | | | | | | | | | | | | | |

MANNING'S CAREER STATS

| YEAR | GP | GS | Min | Avg. | FGM | FGA | Pct. | 3FGM | 3FGA | Pct. | FTM | FTA | Pct. | Off | Def | Tot | Avg. | PF | Ast | TO | Blk | Stl | Pts | Avg. |
|----------------|----|----|-----|------|-----|-----|------|------|------|------|-----|-----|-------|-----|-----|-----|------|----|-----|----|-----|-----|-----|------|
| 2023-24 (Rfr.) | 14 | 1 | 68 | 4.9 | 5 | 8 | .625 | 1 | 3 | .333 | 3 | 7 | .429 | 6 | 10 | 16 | 1.1 | 13 | 2 | 1 | 0 | 2 | 14 | 1.0 |
| 2024-25 (So.) | 8 | 0 | 21 | 2.7 | 2 | 4 | .500 | 2 | 4 | .500 | 0 | 0 | .000 | 1 | 5 | 6 | 0.8 | 4 | 0 | 1 | 0 | 1 | 6 | 0.8 |
| 2025-26 (Jr.) | 9 | 0 | 66 | 7.4 | 5 | 11 | .455 | 0 | 4 | .000 | 2 | 2 | 1.000 | 9 | 16 | 25 | 2.8 | 2 | 1 | 1 | 2 | 2 | 12 | 1.3 |
| Totals | 31 | 1 | 156 | 5.0 | 12 | 23 | .522 | 3 | 11 | .273 | 5 | 9 | .556 | 16 | 31 | 47 | 1.5 | 19 | 3 | 3 | 2 | 5 | 32 | 1.0 |

21

W | SR-TR



KHAMARI McGRIFF

W | 6-9 | 230 | Sr.-TR | Tallahassee, Fla. | James S. Rickards | UNC Wilmington

X @KhamariMcGriff / khamarimm



2024-25 All-CAA Tournament Team (UNC Wilmington)
2024-25 CAA's Dean Ehlers Leadership Award (UNC Wilmington)

SUPERLATIVES

| | RFR | SO | JR | SR | CAR |
|-----------------|-----|----|----|----|-----|
| 10+ Points | — | 1 | 22 | 5 | 28 |
| 15+ Points | — | — | 9 | 2 | 11 |
| 20+ Points | — | — | 2 | 1 | 3 |
| 30+ Points | — | — | 1 | — | 1 |
| 5+ Rebounds | — | 8 | 13 | 4 | 25 |
| 10+ Rebounds | — | 1 | 1 | — | 2 |
| Multiple Steals | — | — | 1 | — | 3 |
| 2+ Blocks | 1 | 6 | 10 | 4 | 21 |
| Double-Doubles | — | — | 1 | — | 1 |

PERSONAL HIGHS

■ Points

Season 21 vs. California (11/13/25)

Career 34 at Howard (12/14/24)

Big 12 —

■ Field Goals Made

Season 8, twice

Career 14 at Howard (12/14/24)

Big 12 —

■ Field Goals Attempted

Season 11 vs. California (11/13/25)

Career 16 at Howard (12/14/24)

Big 12 —

■ 3-Point Field Goals Made

Season 1 at Creighton (12/13/25)

Career 1, 3 times

Big 12 —

■ 3-Point Field Goals Attempted

Season 1, twice

Career 1, 5 times

Big 12 —

■ Free Throws Made

Season 5, 3 times

Career 7, twice

Big 12 —

■ Free Throws Attempted

Season 6, 3 times

Career 10 vs. Georgia Southern (11/8/24)

Big 12 —

■ Rebounds

Season 9 vs. Tulsa (11/17/25)

Career 12 vs. Georgia Southern (11/8/24)

Big 12 —

■ Assists

Season 2, 3 times

Career 3, twice

Big 12 —

■ Blocked Shots

Season 3, twice

Career 4, 3 times

Big 12 —

■ Steals

Season 2 vs. California (11/13/25)

Career 2, 4 times

Big 12 —

■ Minutes

Season 28 at Creighton (12/13/25)

Career 32 vs. Georgia Southern (11/8/24)

Big 12 —

SEASON STATS

| PPG | RPG | BPG | FG% | 3FG% | FT% |
|------|-----|-----|------|------|------|
| 10.3 | 4.4 | 1.2 | 75.9 | 50.0 | 70.6 |

McGRIFF AT A GLANCE

- ▶ Has started the first 11 games, averaging 20.0 minutes per game... Has now played in 96 career games, including 53 starts.
- ▶ Has one of the top field goal percentages in the country at 75.9 percent, as he has hit on 44-of-58 field goal attempts... Has gone 2-of-2 or better from the field in 4 games (Bellarmine, Mississippi State, Nebraska, Mississippi Valley).
- ▶ Has a career 69.1 field goal percentage while averaging 4 field goal attempts/game... Led UNCW in field goal percentage in 2023-24 (75.4) and 2024-25 (65.1).
- ▶ Collected his first 20-point game as a Wildcat with a season-high 21 points vs. Cal (11/13/25) on 8-of-11 field goals in just 20 minutes of action.
- ▶ Became the 24th Wildcat to go perfect on 5 or more field goals in school history with his 16-point effort vs. Bellarmine (11/8/25) on 8-of-8 field goals.
- ▶ Went a perfect 7-of-7 from the field in games vs. Mississippi State (11/20/25) and Nebraska (11/21/25) with 8 points each.
- ▶ Has now scored in double figures in 28 career games with two 20-point games and one 30-point game in his career... Has 5 double-digit scoring games this year.
- ▶ Coming off a career year at UNCW in 2024-25, emerging as one of the top sixth men in the CAA, averaging 11.5 points on 65.1 percent shooting from the field... Led the CAA in field goal percentage (64.1) in league-only games.

2025-26 GAME-BY-GAME STATISTICS

| Date | Opponent | GS | MIN | FG | 3PT | FT | O | D | TR | PF | AST | TO | BLK | STL | PTS | +/- |
|---------|-----------------------|----|-----|------|-----|-----|---|---|----|----|-----|----|-----|-----|-----|-----|
| Nov. 4 | UNC GREENSBORO | * | 14 | 2-3 | 0-0 | 0-0 | 0 | 4 | 4 | 5 | 1 | 1 | 0 | 0 | 4 | 19 |
| Nov. 8 | BELLARMINE | * | 14 | 8-8 | 0-0 | 0-0 | 2 | 0 | 2 | 2 | 0 | 1 | 0 | 1 | 16 | 22 |
| Nov. 13 | CALIFORNIA | * | 20 | 8-11 | 0-1 | 5-5 | 1 | 1 | 2 | 3 | 0 | 0 | 0 | 2 | 21 | 6 |
| Nov. 17 | TULSA | * | 25 | 4-6 | 0-0 | 5-6 | 3 | 6 | 9 | 3 | 2 | 0 | 1 | 1 | 13 | 6 |
| Nov. 20 | vs. Mississippi State | * | 17 | 4-4 | 0-0 | 0-0 | 0 | 3 | 3 | 3 | 1 | 0 | 1 | 0 | 8 | 9 |
| Nov. 21 | vs. Nebraska | * | 28 | 3-3 | 0-0 | 2-2 | 2 | 2 | 4 | 3 | 1 | 1 | 2 | 1 | 8 | 4 |
| Nov. 25 | @Indiana | * | 10 | 1-1 | 0-0 | 0-0 | 0 | 1 | 1 | 3 | 1 | 1 | 0 | 0 | 2 | -10 |
| Dec. 1 | BOWLING GREEN | * | 23 | 4-5 | 0-0 | 1-5 | 2 | 3 | 5 | 4 | 2 | 1 | 3 | 0 | 9 | -4 |
| Dec. 6 | SETON HALL | * | 21 | 5-8 | 0-0 | 2-6 | 7 | 1 | 8 | 2 | 1 | 1 | 3 | 1 | 12 | -6 |
| Dec. 8 | MISSISSIPPI VALLEY | * | 21 | 2-2 | 0-0 | 4-4 | 1 | 3 | 4 | 3 | 2 | 2 | 1 | 0 | 8 | 28 |
| Dec. 13 | @Creighton | * | 28 | 3-7 | 1-1 | 5-6 | 3 | 3 | 6 | 2 | 0 | 1 | 2 | 0 | 12 | 3 |
| Dec. 20 | SOUTH DAKOTA | | | | | | | | | | | | | | | |
| Dec. 28 | ULM | | | | | | | | | | | | | | | |
| Jan. 3 | BYU* | | | | | | | | | | | | | | | |
| Jan. 7 | @Arizona* | | | | | | | | | | | | | | | |
| Jan. 10 | @Arizona State* | | | | | | | | | | | | | | | |
| Jan. 14 | UCF* | | | | | | | | | | | | | | | |
| Jan. 17 | @Oklahoma State* | | | | | | | | | | | | | | | |
| Jan. 20 | UTAH* | | | | | | | | | | | | | | | |
| Jan. 24 | KANSAS* | | | | | | | | | | | | | | | |
| Jan. 27 | @West Virginia* | | | | | | | | | | | | | | | |
| Feb. 1 | IOWA STATE* | | | | | | | | | | | | | | | |
| Feb. 7 | @TCU* | | | | | | | | | | | | | | | |
| Feb. 11 | CINCINNATI* | | | | | | | | | | | | | | | |
| Feb. 14 | @Houston* | | | | | | | | | | | | | | | |
| Feb. 17 | BAYLOR* | | | | | | | | | | | | | | | |
| Feb. 21 | @Texas Tech* | | | | | | | | | | | | | | | |
| Feb. 25 | @Colorado* | | | | | | | | | | | | | | | |
| Feb. 28 | TCU* | | | | | | | | | | | | | | | |
| Mar. 3 | WEST VIRGINIA* | | | | | | | | | | | | | | | |
| Mar. 7 | @Kansas* | | | | | | | | | | | | | | | |

McGRIFF'S CAREER STATS

| YEAR | GP | GS | Min | Avg. | FGM | FGA | Pct. | 3FGM | 3FGA | Pct. | FTM | FTA | Pct. | Off | Def | Tot | Avg. | PF | Ast | TO | Blk | Stl | Pts | Avg. |
|-----------------|----|----|------|------|-----|-----|------|------|------|------|-----|-----|------|-----|-----|-----|------|-----|-----|----|-----|-----|-----|------|
| *2021-22 (Fr.) | 2 | 0 | 10 | 4.9 | 2 | 3 | .667 | 0 | 0 | .000 | 1 | 3 | .333 | 0 | 1 | 1 | 0.5 | 0 | 0 | 0 | 0 | 0 | 5 | 2.5 |
| *2022-23 (Rfr.) | 18 | 0 | 95 | 5.3 | 12 | 14 | .857 | 0 | 0 | .000 | 1 | 7 | .143 | 8 | 8 | 16 | 0.9 | 17 | 6 | 3 | 8 | 2 | 25 | 1.4 |
| *2023-24 (So.) | 31 | 30 | 518 | 16.7 | 46 | 61 | .754 | 0 | 0 | .000 | 26 | 34 | .765 | 45 | 63 | 108 | 3.5 | 55 | 7 | 19 | 23 | 10 | 118 | 3.8 |
| *2024-25 (Jr.) | 34 | 12 | 656 | 19.3 | 164 | 252 | .651 | 2 | 3 | .667 | 61 | 88 | .693 | 53 | 83 | 136 | 4.0 | 71 | 23 | 33 | 39 | 13 | 391 | 11.5 |
| 2025-26 (Sr.) | 11 | 11 | 220 | 20.0 | 44 | 58 | .759 | 1 | 2 | .500 | 24 | 34 | .706 | 21 | 27 | 48 | 4.4 | 33 | 11 | 9 | 13 | 6 | 113 | 10.3 |
| Totals | 96 | 53 | 1499 | 15.6 | 268 | 388 | .691 | 3 | 5 | .600 | 113 | 166 | .681 | 127 | 182 | 309 | 3.2 | 176 | 47 | 64 | 83 | 31 | 652 | 6.8 |

Wildcats

*at UNC Wilmington

22

C | JR.-TR



DORIN BUCA

C | 7-2 | 254 | Jr.-TR | Perugia, Italy | Akern Libertas Livorno

dorin._buca

SUPERLATIVES

| | JR | SR | CAR |
|-----------------|----|----|-----|
| 10+ Points | — | 7 | — |
| 15+ Points | — | 1 | — |
| 20+ Points | — | — | — |
| 5+ Rebounds | — | 24 | 3 |
| 10+ Rebounds | — | 4 | — |
| 3+ Assists | — | 1 | — |
| Multiple Steals | — | — | — |
| 2+ Blocks | — | 14 | 3 |
| Double-Doubles | — | 1 | — |

PERSONAL HIGHS

■ Points

| | |
|--------|--------------------------|
| Season | 5, 3 times |
| Career | 15 vs. Piacenza (3/8/25) |
| Big 12 | — |

■ Field Goals Made

| | |
|--------|----------------------------|
| Season | 2 vs. Seton Hall (12/6/25) |
| Career | 6, twice |
| Big 12 | — |

■ Field Goals Attempted

| | |
|--------|------------------------|
| Season | 3, 3 times |
| Career | 11 vs. Cento (3/23/25) |
| Big 12 | — |

■ 3-Point Field Goals Made

| | |
|--------|---|
| Season | — |
| Career | — |
| Big 12 | — |

■ 3-Point Field Goals Attempted

| | |
|--------|------------------------------------|
| Season | 1 vs. Mississippi State (11/20/25) |
| Career | — |
| Big 12 | — |

■ Free Throws Made

| | |
|--------|------------|
| Season | 3, twice |
| Career | 4, 4 times |
| Big 12 | — |

■ Free Throws Attempted

| | |
|--------|------------------------------------|
| Season | 4 vs. Mississippi Valley (12/8/25) |
| Career | 8 vs. Pesaro (3/30/25) |
| Big 12 | — |

■ Rebounds

| | |
|--------|----------------------------|
| Season | 7 vs. Seton Hall (12/6/25) |
| Career | 12, twice |
| Big 12 | — |

■ Assists

| | |
|--------|--------------------------|
| Season | 2, twice |
| Career | 3 vs. Brindisi (2/19/25) |
| Big 12 | — |

■ Blocked Shots

| | |
|--------|------------------------------------|
| Season | 5 vs. Mississippi Valley (12/8/25) |
| Career | 5, twice |
| Big 12 | — |

■ Steals

| | |
|--------|----------|
| Season | — |
| Career | 2, twice |
| Big 12 | — |

■ Minutes

| | |
|--------|-------------------------------------|
| Season | 20 vs. Mississippi Valley (12/8/25) |
| Career | 33 vs. Cento (3/23/25) |
| Big 12 | — |

BUCA'S CAREER STATS

| YEAR | GP | GS | Min | Avg. | FGM | FGA | Pct. | 3FGM | 3FGA | Pct. | FTM | FTA | Pct. | Off | Def | Tot | Avg. | PF | Ast | TO | Blk | Stl | Pts | Avg. |
|---------------|----|----|-----|------|-----|-----|------|------|------|------|-----|-----|------|-----|-----|-----|------|-----|-----|----|-----|-----|-----|------|
| *2024-25 | 43 | 12 | 717 | 16.7 | 101 | 166 | .608 | 0 | 0 | .000 | 39 | 79 | .494 | 72 | 158 | 230 | 5.3 | 111 | 7 | 68 | 53 | 9 | 241 | 5.6 |
| 2025-26 (Jr.) | 10 | 0 | 105 | 10.5 | 7 | 17 | .412 | 0 | 2 | .000 | 10 | 15 | .667 | 12 | 19 | 31 | 3.1 | 13 | 7 | 10 | 17 | 0 | 24 | 2.4 |
| Totals | 10 | 0 | 105 | 10.5 | 7 | 17 | .412 | 0 | 2 | .000 | 10 | 15 | .667 | 12 | 19 | 31 | 3.1 | 13 | 7 | 10 | 17 | 0 | 24 | 2.4 |

*played with several club teams, including Akern Libertas Livorno

SEASON STATS

| PPG | RPG | BPG | FG% | 3FG% | FT% |
|-----|-----|-----|------|------|------|
| 2.4 | 3.1 | 1.7 | 41.2 | 0.0 | 66.7 |

BUCA AT A GLANCE

- One of the tallest players in school history, just one inch short than 7-foot-3 Jason Bennett, who played from the Wildcats from 2006-07... He is one of 9 players in school history to measure 7-feet or taller.
- Has averaged 10.5 minutes per game off the bench in playing in 10 of 11 games.
- Has a team-leading 17 blocks with at least one in 8 of 11 games.
- Recorded the 38th game of 5 or more blocks vs. Mississippi Valley (12/8/25) to go with 5 points, 5 rebounds and an assist in a season-high 20 minutes.
- Has scored in 8 of 10 games played with a season-high 5 points in 3 straight games (Seton Hall, Mississippi Valley and Creighton).
- Was solid all-around vs. Seton Hall (12/6/25) with 5 points, 7 rebounds, 3 blocks and 2 assists in 17 minutes.
- Collected 4 blocks vs. Cal (11/13/25) with 2 points and 2 assists in 12 minutes... Made his first field goal on a dunk.
- Scored his first points on a free throw vs. Bellarmine (11/8/25).

LAST GAME (at Creighton (12/13/25))

| MIN | PTS | REBS | ASTS | BLKS | STLS |
|-----|-----|------|------|------|------|
| 11 | 5 | 5 | 1 | 0 | 0 |

TOP PERFORMANCES

- Posted 4 blocks in the win over Cal (11/13/25) to go with 2 points and 2 assists in 12 minutes of action.
- Totaled season-highs in both points (5) and rebounds (7) with 3 blocks in 17 minutes vs. Seton Hall (12/6/25).
- Scored a career-high 15 points vs. Piacenza (3/8/25) while with Akern Libertas Livorno on 6-of-10 field goals.
- Collected a double-double with 10 points and 12 rebounds vs. Cento (3/23/25).

BACKGROUND

- First-ever Italian-born basketball player at K-State... One of just 24 foreign-born players in school history and one of 7 from the European continent.
- Began career with Basket Perugia in the Italian Serie C in 2019-20, spending 2 seasons before moving to Sana Basketball Academy Siena in Serie C in 2022-23... Was promoted to Libertas 1947 Livorno in the Italian Serie B, helping them to the 2024 Italian Serie B Cup Finals and the Serie B Nazionale Group B Championship... Played for Akern Libertas Livorno in 2024-25.

2025-26 GAME-BY-GAME STATISTICS

| Date | Opponent | GS | MIN | FG | 3PT | FT | O | D | TR | PF | AST | TO | BLK | STL | PTS | +/- |
|---------|-----------------------|-----|-----|-----|-----|----|---|---|----|----|-----|----|-----|-----|-----|-----|
| Nov. 4 | UNC GREENSBORO | 3 | 0-1 | 0-0 | 0-2 | 1 | 0 | 1 | 1 | 0 | 0 | 1 | 0 | 0 | 0 | 0 |
| Nov. 8 | BELLARMINE | 8 | 0-2 | 0-0 | 1-2 | 2 | 0 | 2 | 1 | 0 | 1 | 1 | 0 | 1 | 6 | |
| Nov. 13 | CALIFORNIA | 12 | 1-1 | 0-0 | 0-0 | 1 | 1 | 2 | 0 | 2 | 2 | 4 | 0 | 2 | 11 | |
| Nov. 17 | TULSA | 15 | 1-2 | 0-0 | 0-0 | 2 | 2 | 4 | 3 | 1 | 0 | 1 | 0 | 2 | -5 | |
| Nov. 20 | vs. Mississippi State | 11 | 1-3 | 0-1 | 0-0 | 1 | 2 | 3 | 1 | 0 | 1 | 1 | 0 | 2 | 4 | |
| Nov. 21 | vs. Nebraska | 3 | 0-0 | 0-0 | 0-0 | 0 | 0 | 0 | 0 | 0 | 0 | 0 | 0 | 0 | -4 | |
| Nov. 25 | @Indiana | 6 | 0-0 | 0-0 | 2-2 | 1 | 1 | 2 | 1 | 0 | 2 | 1 | 0 | 2 | -10 | |
| Dec. 1 | BOWLING GREEN | DNP | | | | | | | | | | | | | | |
| Dec. 6 | SETON HALL | 17 | 2-2 | 0-0 | 1-2 | 2 | 5 | 7 | 1 | 2 | 2 | 3 | 0 | 5 | 0 | |
| Dec. 8 | MISSISSIPPI VALLEY | 20 | 1-3 | 0-1 | 3-4 | 0 | 5 | 5 | 3 | 1 | 1 | 5 | 0 | 5 | 31 | |
| Dec. 13 | @Creighton | 11 | 1-3 | 0-0 | 3-3 | 2 | 3 | 5 | 2 | 1 | 1 | 0 | 0 | 5 | 3 | |
| Dec. 20 | SOUTH DAKOTA | | | | | | | | | | | | | | | |
| Dec. 28 | ULM | | | | | | | | | | | | | | | |
| Jan. 3 | BYU* | | | | | | | | | | | | | | | |
| Jan. 7 | @Arizona* | | | | | | | | | | | | | | | |
| Jan. 10 | @Arizona State* | | | | | | | | | | | | | | | |
| Jan. 14 | UCF* | | | | | | | | | | | | | | | |
| Jan. 17 | @Oklahoma State* | | | | | | | | | | | | | | | |
| Jan. 20 | UTAH* | | | | | | | | | | | | | | | |
| Jan. 24 | KANSAS* | | | | | | | | | | | | | | | |
| Jan. 27 | @West Virginia* | | | | | | | | | | | | | | | |
| Feb. 1 | IOWA STATE* | | | | | | | | | | | | | | | |
| Feb. 7 | @TCU* | | | | | | | | | | | | | | | |
| Feb. 11 | CINCINNATI* | | | | | | | | | | | | | | | |
| Feb. 14 | @Houston* | | | | | | | | | | | | | | | |
| Feb. 17 | BAYLOR* | | | | | | | | | | | | | | | |
| Feb. 21 | @Texas Tech* | | | | | | | | | | | | | | | |
| Feb. 25 | @Colorado* | | | | | | | | | | | | | | | |
| Feb. 28 | TCU* | | | | | | | | | | | | | | | |
| Mar. 3 | WEST VIRGINIA* | | | | | | | | | | | | | | | |
| Mar. 7 | @Kansas* | | | | | | | | | | | | | | | |

23

W | SO-TR



STEPHEN OSEI

W | 6-10 | 200 | So.-TR | Toronto, Ontario | Salt Lake Academy | Casper College

@stephenoseii / stephenoseii

SUPERLATIVES

| | FR | SO | JR | SR | CAR |
|-----------------|----|----|----|----|-----|
| 10+ Points | 15 | — | — | — | 15 |
| 15+ Points | 6 | — | — | — | 6 |
| 20+ Points | 3 | — | — | — | 3 |
| 5+ Rebounds | 22 | — | — | — | 22 |
| 10+ Rebounds | 8 | — | — | — | 8 |
| 3+ Assists | 2 | — | — | — | 2 |
| Multiple Steals | — | — | — | — | — |
| 2+ Blocks | — | — | — | — | — |
| Double-Doubles | 7 | — | — | — | 7 |

PERSONAL HIGHS

■ Points

| | |
|--------|------------------------------------|
| Season | 2 vs. Mississippi State (11/20/25) |
| Career | 23, twice |
| Big 12 | — |

■ Field Goals Made

| | |
|--------|------------------------------------|
| Season | 1 vs. Mississippi State (11/20/25) |
| Career | 9, twice |
| Big 12 | — |

■ Field Goals Attempted

| | |
|--------|------------------------------------|
| Season | 3 vs. Mississippi State (11/20/25) |
| Career | 12 vs. Yavapai (11/18/24) |
| Big 12 | — |

■ 3-Point Field Goals Made

| | |
|--------|---|
| Season | — |
| Career | — |
| Big 12 | — |

■ 3-Point Field Goals Attempted

| | |
|--------|---|
| Season | — |
| Career | — |
| Big 12 | — |

■ Free Throws Made

| | |
|--------|--------------------------|
| Season | — |
| Career | 7 vs. Lamar CC (1/11/25) |
| Big 12 | — |

■ Free Throws Attempted

| | |
|--------|---------------------------------|
| Season | — |
| Career | 10 vs. Monroe College (11/7/24) |
| Big 12 | — |

■ Rebounds

| | |
|--------|-----------------------------------|
| Season | 2 vs. UNC Greensboro (11/4/25) |
| Career | 14 vs. Northeastern JC (11/16/24) |
| Big 12 | — |

■ Assists

| | |
|--------|----------|
| Season | — |
| Career | 3, twice |
| Big 12 | — |

■ Blocked Shots

| | |
|--------|---|
| Season | — |
| Career | — |
| Big 12 | — |

■ Steals

| | |
|--------|------------|
| Season | — |
| Career | 1, 4 times |
| Big 12 | — |

■ Minutes

| | |
|--------|-----------------------------------|
| Season | 5 vs. UNC Greensboro (11/20/25) |
| Career | 36 vs. Northeastern JC (11/16/24) |
| Big 12 | — |

OSEI'S CAREER STATS

| YEAR | GP | GS | Min | Avg. | FGM | FGA | Pct. | 3FGM | 3FGA | Pct. | FTM | FTA | Pct. | Off | Def | Tot | Avg. | PF | Ast | TO | Blk | Stl | Pts | Avg. |
|----------------|----|----|-----|------|-----|-----|------|------|------|------|-----|-----|------|-----|-----|-----|------|----|-----|----|-----|-----|-----|------|
| *2024-25 (Fr.) | 26 | 25 | 550 | 21.2 | 113 | 177 | .638 | 0 | 0 | .000 | 59 | 86 | .686 | 75 | 108 | 183 | 7.0 | 49 | 20 | 27 | 28 | 4 | 285 | 11.0 |
| 2025-26 (So.) | 3 | 0 | 9 | 2.9 | 1 | 3 | .333 | 0 | 0 | .000 | 0 | 0 | .000 | 2 | 1 | 3 | 1.0 | 1 | 0 | 3 | 0 | 0 | 2 | 0.7 |
| Totals | 3 | 0 | 9 | 2.9 | 1 | 3 | .333 | 0 | 0 | .000 | 0 | 0 | .000 | 2 | 1 | 3 | 1.0 | 1 | 0 | 3 | 0 | 0 | 2 | 0.7 |

SEASON STATS

| PPG | RPG | BPG | FG% | 3FG% | FT% |
|-----|-----|-----|------|------|-----|
| 0.7 | 1.0 | 0.0 | 33.3 | — | — |

OSEI AT A GLANCE

- ▶ Has seen action in 3 games, including opener vs. UNC Greensboro (11/4/25).
- ▶ Scored his first points as a Wildcat with 2 points vs. Mississippi State (11/20/25) on 1-of-3 field goals.
- ▶ Played in 26 games with 25 starts at Casper College in Casper, Wyo., where he was a Fab 50 Freshman by *JUCOR* *Recruiting.com*.
- ▶ Scored in double figures in 15 of Casper's 26 games with three 20-point games.
- ▶ Collected 7 double-doubles, including a 20-point, 10-rebound performance vs. Yavapai College (23 points, 11 rebounds; 11/18/24).
- ▶ Prep'd at Salt Lake Academy in Herriman, Utah from 2021-23 before spending a postgraduate season at the NBA Academy in San Luis Potosi, Mexico in 2023-24.

LAST GAME (vs. Indiana (11/25/25))

| MIN | PTS | REBS | ASTS | BLKS | STLS |
|-----|-----|------|------|------|------|
| 0+ | 0 | 0 | 0 | 0 | 0 |

TOP PERFORMANCES

- ▶ Scored a career-tying 23 points vs. Yavapai College (11/18/24) on 9-of-12 field goals and 5-of-7 free throws to go with 11 rebounds while at Casper.
- ▶ Tied his career-high with 23 points vs. Lamar Community College (11/11/25) on 8-of-9 field goals and 7-of-7 free throws while at Casper.

BACKGROUND

- ▶ Transferred to K-State in May 2025 after 1 season at Casper College in Casper, Wyo., where he played alongside **Abdi Bashir Jr's** twin brother **Abdul**.
- ▶ Has international experience, having played for the Canadian U17 and U16 National Teams at the 2021 FIBA U16 Americas Championship and 2022 FIBA U17 World Cup... He is the fifth Canadian-born player at K-State, joining **Justin Edwards**, **Kaosi Ezeagu**, **Juevol Myles** and **Rudi Williams**.

2025-26 GAME-BY-GAME STATISTICS

| Date | Opponent | GS | MIN | FG | 3PT | FT | 0 | D | TR | PF | AST | TO | BLK | STL | PTS | +/- |
|---------|-----------------------|-----|-----|-----|-----|-----|---|---|----|----|-----|----|-----|-----|-----|-----|
| Nov. 4 | UNC GREENSBORO | 5 | | 0-0 | 0-0 | 0-0 | 1 | 1 | 2 | 1 | 0 | 3 | 0 | 0 | 0 | -7 |
| Nov. 8 | BELLARMINE | DNP | | | | | | | | | | | | | | |
| Nov. 13 | CALIFORNIA | DNP | | | | | | | | | | | | | | |
| Nov. 17 | TULSA | DNP | | | | | | | | | | | | | | |
| Nov. 20 | vs. Mississippi State | 3 | | 1-3 | 0-0 | 0-0 | 1 | 0 | 1 | 0 | 0 | 0 | 0 | 0 | 2 | -1 |
| Nov. 21 | vs. Nebraska | DNP | | | | | | | | | | | | | | |
| Nov. 25 | @Indiana | 0+ | | 0-0 | 0-0 | 0-0 | 0 | 0 | 0 | 0 | 0 | 0 | 0 | 0 | 0 | 3 |
| Dec. 1 | BOWLING GREEN | DNP | | | | | | | | | | | | | | |
| Dec. 6 | SETON HALL | DNP | | | | | | | | | | | | | | |
| Dec. 8 | MISSISSIPPI VALLEY | DNP | | | | | | | | | | | | | | |
| Dec. 13 | @Creighton | DNP | | | | | | | | | | | | | | |
| Dec. 20 | SOUTH DAKOTA | | | | | | | | | | | | | | | |
| Dec. 28 | ULM | | | | | | | | | | | | | | | |
| Jan. 3 | BYU* | | | | | | | | | | | | | | | |
| Jan. 7 | @Arizona* | | | | | | | | | | | | | | | |
| Jan. 10 | @Arizona State* | | | | | | | | | | | | | | | |
| Jan. 14 | UCF* | | | | | | | | | | | | | | | |
| Jan. 17 | @Oklahoma State* | | | | | | | | | | | | | | | |
| Jan. 20 | UTAH* | | | | | | | | | | | | | | | |
| Jan. 24 | KANSAS* | | | | | | | | | | | | | | | |
| Jan. 27 | @West Virginia* | | | | | | | | | | | | | | | |
| Feb. 1 | IOWA STATE* | | | | | | | | | | | | | | | |
| Feb. 7 | @TCU* | | | | | | | | | | | | | | | |
| Feb. 11 | CINCINNATI* | | | | | | | | | | | | | | | |
| Feb. 14 | @Houston* | | | | | | | | | | | | | | | |
| Feb. 17 | BAYLOR* | | | | | | | | | | | | | | | |
| Feb. 21 | @Texas Tech* | | | | | | | | | | | | | | | |
| Feb. 25 | @Colorado* | | | | | | | | | | | | | | | |
| Feb. 28 | TCU* | | | | | | | | | | | | | | | |
| Mar. 3 | WEST VIRGINIA* | | | | | | | | | | | | | | | |
| Mar. 7 | @Kansas* | | | | | | | | | | | | | | | |

*played at Casper College



SUPERLATIVES

| | FR | SO | JR | SR | CAR |
|-----------------|----|----|----|----|-----|
| 10+ Points | 5 | 9 | 26 | 7 | 47 |
| 15+ Points | — | 2 | 13 | 2 | 17 |
| 20+ Points | — | — | 6 | 2 | 8 |
| 30+ Points | — | — | 1 | — | 1 |
| 10+ Rebounds | — | — | 1 | — | 1 |
| 3+ Assists | 1 | 4 | 23 | 7 | 35 |
| Multiple Steals | 10 | 7 | 18 | 8 | 43 |
| 2+ Blocks | — | — | 6 | — | 6 |
| Double-Doubles | — | — | 1 | — | 1 |

PERSONAL HIGHS

Points

| | |
|--------|---------------------------------|
| Season | 22 vs. UNC Greensboro (11/4/25) |
| Career | 31 vs. Toledo (3/14/25) |
| Big 12 | — |

Field Goals Made

| | |
|--------|-----------------------------|
| Season | 9 vs. California (11/13/25) |
| Career | 12 vs. Toledo (1/14/25) |
| Big 12 | — |

Field Goals Attempted

| | |
|--------|-------------------------|
| Season | 11, 3 times |
| Career | 23 vs. Toledo (1/14/25) |
| Big 12 | — |

3-Point Field Goals Made

| | |
|--------|--------------------------------|
| Season | 6 vs. UNC Greensboro (11/4/25) |
| Career | 6 vs. UNC Greensboro (11/4/25) |
| Big 12 | — |

3-Point Field Goals Attempted

| | |
|--------|------------|
| Season | 7, twice |
| Career | 7, 4 times |
| Big 12 | — |

Free Throws Made

| | |
|--------|--------------------------|
| Season | 5 at Indiana (11/25/25) |
| Career | 11 vs. Arizona (3/21/25) |
| Big 12 | — |

Free Throws Attempted

| | |
|--------|--------------------------|
| Season | 6 at Indiana (11/25/25) |
| Career | 12 vs. Arizona (3/21/25) |
| Big 12 | — |

Rebounds

| | |
|--------|-----------------------------|
| Season | 9, twice |
| Career | 10 vs. Kent State (2/28/25) |
| Big 12 | — |

Assists

| | |
|--------|--------------------------------|
| Season | 9 vs. UNC Greensboro (11/4/25) |
| Career | 10 vs. South Alabama (2/8/25) |
| Big 12 | — |

Blocked Shots

| | |
|--------|----------------------------------|
| Season | 1, twice |
| Career | 3 vs. Western Michigan (2/11/25) |
| Big 12 | — |

Steals

| | |
|--------|------------------------------------|
| Season | 5 vs. Mississippi Valley (12/8/25) |
| Career | 4, 8 times |
| Big 12 | — |

Minutes

| | |
|--------|----------------------------|
| Season | 37 vs. Nebraska (11/21/25) |
| Career | 37 vs. Nebraska (11/21/25) |
| Big 12 | — |

SEASON STATS

| PPG | RPG | APG | FG% | 3FG% | FT% |
|------|-----|-----|------|------|------|
| 12.0 | 5.5 | 3.9 | 49.5 | 41.2 | 81.3 |

JOHNSON AT A GLANCE

- Has started the first 11 games, averaging 31.4 minutes per game... Has now seen action in 103 career games, including 71 starts.
- Has scored in double figures in 7 of 11 games, including 5 of last 7 games... Had a season-high 22 points in opener vs. UNC Greensboro (11/4/25)... Posted his second 20-point game vs. Cal (11/13/25) with 20 points... Has now scored in double figures in 47 games with eight 20-point games and one 30-point game.
- Ranks second in assists with 43, dishing out at least 2 in 10 of 11 games... Had a season-high 9 assists vs. UNC Greensboro (11/4/25) while he had 6 in back-to-back games vs. Mississippi Valley (12/8/25) and at Creighton (12/13/25).
- One of the active Division I leaders in steals with 145 in 103-game career, averaging 1.4 per game... Had a career-high 5 vs. Mississippi Valley (12/8/25).
- Team leader in steals with 22... Has at least 2 steals in 8 games, including the career-high 5 vs. Mississippi Valley (12/8/25) and 4 at Creighton (12/13/25).
- Nearly made history in his first game in a Wildcat uniform, falling a rebound and an assist short of a triple-double with 22 points on 8-of-11 field goals, including 6-of-7 from 3-point range, with 9 rebounds and 9 assists.
- His scoring ability increased in each season at Akron capped by his 14.0 points per game as a junior in 2024-25... Nearly doubled his scoring average from his sophomore (7.3 ppg.) to his junior (14.0 ppg.) seasons.

2025-26 GAME-BY-GAME STATISTICS

| Date | Opponent | GS | MIN | FG | 3PT | FT | O | D | TR | PF | AST | TO | BLK | STL | PTS | +/- |
|---------|-----------------------|----|-----|------|-----|-----|---|---|----|----|-----|----|-----|-----|-----|-----|
| Nov. 4 | UNC GREENSBORO | * | 31 | 8-11 | 6-7 | 0-0 | 1 | 8 | 9 | 3 | 9 | 1 | 0 | 2 | 22 | 47 |
| Nov. 8 | BELLARMINE | * | 35 | 3-7 | 1-3 | 2-2 | 1 | 6 | 7 | 2 | 4 | 2 | 1 | 2 | 9 | 21 |
| Nov. 13 | CALIFORNIA | * | 29 | 9-11 | 2-3 | 0-2 | 0 | 3 | 3 | 3 | 2 | 4 | 0 | 2 | 20 | 5 |
| Nov. 17 | TULSA | * | 35 | 2-7 | 1-4 | 0-0 | 3 | 6 | 9 | 4 | 4 | 1 | 0 | 1 | 5 | 0 |
| Nov. 20 | vs. Mississippi State | * | 29 | 6-11 | 2-5 | 0-0 | 1 | 3 | 4 | 3 | 4 | 2 | 0 | 2 | 14 | 11 |
| Nov. 21 | vs. Nebraska | * | 37 | 4-10 | 2-6 | 2-2 | 0 | 5 | 5 | 2 | 4 | 1 | 0 | 0 | 12 | -8 |
| Nov. 25 | @Indiana | * | 33 | 3-9 | 2-6 | 5-6 | 0 | 5 | 5 | 2 | 2 | 4 | 0 | 2 | 13 | -21 |
| Dec. 1 | BOWLING GREEN | * | 32 | 2-6 | 0-1 | 0-0 | 0 | 4 | 4 | 2 | 2 | 1 | 0 | 2 | 4 | -4 |
| Dec. 6 | SETON HALL | * | 32 | 4-10 | 1-6 | 2-2 | 3 | 4 | 7 | 3 | 0 | 3 | 0 | 0 | 11 | -17 |
| Dec. 8 | MISSISSIPPI VALLEY | * | 21 | 5-7 | 2-3 | 2-2 | 1 | 2 | 3 | 1 | 6 | 0 | 5 | 0 | 14 | 37 |
| Dec. 13 | @Creighton | * | 32 | 3-10 | 2-7 | 0-0 | 1 | 3 | 4 | 1 | 6 | 2 | 1 | 4 | 8 | 2 |
| Dec. 20 | SOUTH DAKOTA | | | | | | | | | | | | | | | |
| Dec. 28 | ULM | | | | | | | | | | | | | | | |
| Jan. 3 | BYU* | | | | | | | | | | | | | | | |
| Jan. 7 | @Arizona* | | | | | | | | | | | | | | | |
| Jan. 10 | @Arizona State* | | | | | | | | | | | | | | | |
| Jan. 14 | UCF* | | | | | | | | | | | | | | | |
| Jan. 17 | @Oklahoma State* | | | | | | | | | | | | | | | |
| Jan. 20 | UTAH* | | | | | | | | | | | | | | | |
| Jan. 24 | KANSAS* | | | | | | | | | | | | | | | |
| Jan. 27 | @West Virginia* | | | | | | | | | | | | | | | |
| Feb. 1 | IOWA STATE* | | | | | | | | | | | | | | | |
| Feb. 7 | @TCU* | | | | | | | | | | | | | | | |
| Feb. 11 | CINCINNATI* | | | | | | | | | | | | | | | |
| Feb. 14 | @Houston* | | | | | | | | | | | | | | | |
| Feb. 17 | BAYLOR* | | | | | | | | | | | | | | | |
| Feb. 21 | @Texas Tech* | | | | | | | | | | | | | | | |
| Feb. 25 | @Colorado* | | | | | | | | | | | | | | | |
| Feb. 28 | TCU* | | | | | | | | | | | | | | | |
| Mar. 3 | WEST VIRGINIA* | | | | | | | | | | | | | | | |
| Mar. 7 | @Kansas* | | | | | | | | | | | | | | | |

JOHNSON'S CAREER STATS

| YEAR | GP | GS | Min | Avg. | FGM | FGA | Pct. | 3FGM | 3FGA | Pct. | FTM | FTA | Pct. | Off | Def | Tot | Avg. | PF | Ast | TO | Blk | Stl | Pts | Avg. |
|----------------|-----|----|------|------|-----|-----|------|------|------|------|-----|-----|------|-----|-----|-----|------|-----|-----|-----|-----|-----|-----|------|
| *2022-23 (Fr.) | 33 | 5 | 653 | 19.8 | 58 | 115 | .504 | 21 | 50 | .420 | 10 | 15 | .667 | 29 | 67 | 96 | 2.9 | 55 | 28 | 33 | 1 | 34 | 147 | 4.5 |
| *2023-24 (So.) | 24 | 21 | 567 | 23.6 | 68 | 157 | .433 | 19 | 60 | .317 | 21 | 28 | .750 | 19 | 59 | 78 | 3.3 | 52 | 39 | 22 | 2 | 28 | 176 | 7.3 |
| *2024-25 (Jr.) | 35 | 34 | 1052 | 30.1 | 169 | 385 | .439 | 37 | 123 | .301 | 114 | 142 | .803 | 35 | 136 | 171 | 4.9 | 72 | 120 | 63 | 18 | 61 | 489 | 14.0 |
| 2025-26 (Sr.) | 11 | 11 | 346 | 31.4 | 49 | 99 | .495 | 21 | 51 | .412 | 13 | 16 | .813 | 11 | 49 | 60 | 5.5 | 26 | 43 | 21 | 2 | 22 | 132 | 12.0 |
| Totals | 103 | 71 | 2630 | 25.5 | 344 | 756 | .455 | 98 | 284 | .345 | 158 | 201 | .786 | 94 | 311 | 405 | 3.9 | 205 | 231 | 139 | 23 | 145 | 944 | 9.2 |

47

W | FR.-HS



ANDREJ KOSTIC

W | 6-6 | 210 | Fr.-TR | Belgrade, Serbia | Crvena zvezda Meridian bet Beograd

andrrejkostic

SUPERLATIVES

| | FR | SO | JR | SR | CAR |
|-----------------|----|----|----|----|-----|
| 10+ Points | — | — | — | — | — |
| 15+ Points | — | — | — | — | — |
| 20+ Points | — | — | — | — | — |
| 2+ 3FGM | 1 | — | — | — | 1 |
| 5+ Rebounds | 1 | — | — | — | 1 |
| 3+ Assists | 1 | — | — | — | 1 |
| Multiple Steals | — | — | — | — | — |
| 2+ Blocks | — | — | — | — | — |
| Double-Doubles | — | — | — | — | — |

PERSONAL HIGHS

■ Points

| | |
|--------|--------------------------------|
| Season | 9 vs. UNC Greensboro (11/4/25) |
| Career | 39 vs. Joker S (2/8/25) |
| Big 12 | — |

■ Field Goals Made

| | |
|--------|-------------------------|
| Season | 2, 4 times |
| Career | 13 vs. Joker S (2/8/25) |
| Big 12 | — |

■ Field Goals Attempted

| | |
|--------|--------------------------------|
| Season | 7 vs. UNC Greensboro (11/4/25) |
| Career | 20 vs. Joker S (2/8/25) |
| Big 12 | — |

■ 3-Point Field Goals Made

| | |
|--------|------------------------|
| Season | 2, twice |
| Career | 8 vs. Joker S (2/8/25) |
| Big 12 | — |

■ 3-Point Field Goals Attempted

| | |
|--------|------------------------------------|
| Season | 5 vs. Mississippi State (11/20/25) |
| Career | 14 vs. Joker S (2/8/25) |
| Big 12 | — |

■ Free Throws Made

| | |
|--------|--------------------------------|
| Season | 3 vs. UNC Greensboro (11/4/25) |
| Career | 10 vs. Zlatibor (3/29/25) |
| Big 12 | — |

■ Free Throws Attempted

| | |
|--------|--------------------------------|
| Season | 4 vs. UNC Greensboro (11/4/25) |
| Career | 12 vs. Zlatibor (3/29/25) |
| Big 12 | — |

■ Rebounds

| | |
|--------|--------------------------------|
| Season | 5 vs. UNC Greensboro (11/4/25) |
| Career | 10 vs. Sloga KR (3/17/24) |
| Big 12 | — |

■ Assists

| | |
|--------|------------------------------------|
| Season | 3 vs. Mississippi Valley (12/8/25) |
| Career | 8 vs. Sloga KR (3/17/24) |
| Big 12 | — |

■ Blocked Shots

| | |
|--------|-----------------------------|
| Season | 1 vs. California (11/13/25) |
| Career | 3 vs. Joker S. (2/8/25) |
| Big 12 | — |

■ Steals

| | |
|--------|-----------------------------|
| Season | 1, twice |
| Career | 5 vs. NGT Belgrade (3/2/24) |
| Big 12 | — |

■ Minutes

| | |
|--------|---------------------------------|
| Season | 17 vs. UNC Greensboro (11/4/25) |
| Career | 36, twice |
| Big 12 | — |

KOSTIC'S CAREER STATS

| YEAR | GP | GS | Min | Avg. | FGM | FGA | Pct. | 3FGM | 3FGA | Pct. | FTM | FTA | Pct. | Off | Def | Tot | Avg. | PF | Ast | TO | Blk | Stl | Pts | Avg. |
|------------------|----|----|-----|------|-----|-----|------|------|------|------|-----|-----|------|-----|-----|-----|------|----|-----|----|-----|-----|-----|------|
| 2022-23 (Age 15) | 3 | 0 | 41 | 13.5 | 5 | 12 | .417 | 3 | 9 | .333 | 0 | 0 | .000 | 3 | 6 | 9 | 3.0 | 8 | 4 | 2 | 0 | 1 | 13 | 4.3 |
| 2023-24 (Age 16) | 10 | 7 | 237 | 23.7 | 57 | 123 | .463 | 16 | 60 | .267 | 36 | 49 | .735 | 8 | 38 | 46 | 4.6 | 19 | 6 | 24 | 1 | 18 | 166 | 16.6 |
| 2024-25 (Age 17) | 41 | 8 | 917 | 22.4 | 180 | 415 | .434 | 91 | 249 | .365 | 114 | 149 | .765 | 4 | 98 | 102 | 2.5 | 62 | 105 | 97 | 8 | 24 | 565 | 13.8 |
| 2025-26 (Fr.) | 8 | 0 | 84 | 10.5 | 11 | 32 | .344 | 6 | 20 | .300 | 4 | 5 | .800 | 9 | 8 | 17 | 2.1 | 7 | 9 | 7 | 1 | 2 | 32 | 4.0 |
| Totals | 8 | 0 | 84 | 10.5 | 11 | 32 | .344 | 6 | 20 | .300 | 4 | 5 | .800 | 9 | 8 | 17 | 2.1 | 7 | 9 | 7 | 1 | 2 | 32 | 4.0 |

SEASON STATS

| PPG | RPG | APG | FG% | 3FG% | FT% |
|-----|-----|-----|------|------|------|
| 4.0 | 2.1 | 1.1 | 34.4 | 30.0 | 80.0 |

KOSTIC AT A GLANCE

- Has come off the bench in 8 of the first 11 games, averaging 10.5 minutes per game... Has already played in 41 games in the Serbian pro circuit in 2024-25.
- Has scored in 7 of 11 games, including a season-high 9 points in the opener vs. UNC Greensboro (11/4/25)... Also had 7 points vs. Mississippi State (11/20/25).
- Considered one of the top prospects in Europe, earning all-tournament honors at the 2025 Adidas Eurocamp (May 31-June 2) in Treviso, Italy... The Adidas Eurocamp in the premier pre-draft scouting event for player ages 16-22.

LAST GAME (vs. Mississippi Valley State (12/8/25)

| MIN | PTS | REBS | ASTS | BLKS | STLS |
|-----|-----|------|------|------|------|
| 12 | 2 | 4 | 3 | 0 | 1 |

TOP PERFORMANCES

- Scored a career-high 39 points vs. Joker S. (2/8/25) while with Crvena zvezda Meridian on 13-of-20 field goals, including 8-of-14 from 3-point range.

BACKGROUND

- Kostic is the first-ever Serbian-born basketball player at K-State... One of just 24 foreign-born players in school history, and one of 7 players from Europe.
- A member of the Serbian U18 and U19 National Teams, winning the gold medal at the 2023 European U18 Championship and a silver medal at the 2024 European U18 Championship... Played on Serbia's U19 National Team at the 2025 U19 World Cup, helping the team to 3 straight wins to end the tournament.

2025-26 GAME-BY-GAME STATISTICS

| Date | Opponent | GS | MIN | FG | 3PT | FT | O | D | TR | PF | AST | TO | BLK | STL | PTS | +/- |
|---------|-----------------------|----|-----|-----|-----|-----|---|---|----|----|-----|----|-----|-----|-----|-----|
| Nov. 4 | UNC GREENSBORO | | 17 | 2-7 | 2-4 | 3-4 | 2 | 3 | 5 | 0 | 0 | 4 | 0 | 0 | 9 | 9 |
| Nov. 8 | BELLARMINE | | 9 | 1-2 | 1-1 | 0-0 | 1 | 0 | 1 | 2 | 1 | 0 | 0 | 0 | 3 | -1 |
| Nov. 13 | CALIFORNIA | | 9 | 2-4 | 0-2 | 0-0 | 1 | 0 | 1 | 0 | 0 | 1 | 1 | 1 | 4 | 8 |
| Nov. 17 | TULSA | | 10 | 2-5 | 1-3 | 0-0 | 0 | 2 | 2 | 0 | 2 | 0 | 0 | 0 | 5 | -1 |
| Nov. 20 | vs. Mississippi State | | 16 | 2-6 | 2-5 | 1-1 | 1 | 1 | 2 | 1 | 2 | 0 | 0 | 0 | 7 | 8 |
| Nov. 21 | vs. Nebraska | | 2 | 0-2 | 0-2 | 0-0 | 0 | 0 | 0 | 0 | 0 | 0 | 0 | 0 | 0 | -3 |
| Nov. 25 | @Indiana | | 10 | 1-2 | 0-0 | 0-0 | 2 | 0 | 2 | 2 | 1 | 1 | 0 | 0 | 2 | 8 |
| Dec. 1 | BOWLING GREEN | | DNP | | | | | | | | | | | | | |
| Dec. 6 | SETON HALL | | DNP | | | | | | | | | | | | | |
| Dec. 8 | MISSISSIPPI VALLEY | | 12 | 1-4 | 0-3 | 0-0 | 2 | 2 | 4 | 2 | 3 | 1 | 0 | 1 | 2 | 12 |
| Dec. 13 | @Creighton | | DNP | | | | | | | | | | | | | |
| Dec. 20 | SOUTH DAKOTA | | | | | | | | | | | | | | | |
| Dec. 28 | ULM | | | | | | | | | | | | | | | |
| Jan. 3 | BYU* | | | | | | | | | | | | | | | |
| Jan. 7 | @Arizona* | | | | | | | | | | | | | | | |
| Jan. 10 | @Arizona State* | | | | | | | | | | | | | | | |
| Jan. 14 | UCF* | | | | | | | | | | | | | | | |
| Jan. 17 | @Oklahoma State* | | | | | | | | | | | | | | | |
| Jan. 20 | UTAH* | | | | | | | | | | | | | | | |
| Jan. 24 | KANSAS* | | | | | | | | | | | | | | | |
| Jan. 27 | @West Virginia* | | | | | | | | | | | | | | | |
| Feb. 1 | IOWA STATE* | | | | | | | | | | | | | | | |
| Feb. 7 | @TCU* | | | | | | | | | | | | | | | |
| Feb. 11 | CINCINNATI* | | | | | | | | | | | | | | | |
| Feb. 14 | @Houston* | | | | | | | | | | | | | | | |
| Feb. 17 | BAYLOR* | | | | | | | | | | | | | | | |
| Feb. 21 | @Texas Tech* | | | | | | | | | | | | | | | |
| Feb. 25 | @Colorado* | | | | | | | | | | | | | | | |
| Feb. 28 | TCU* | | | | | | | | | | | | | | | |
| Mar. 3 | WEST VIRGINIA* | | | | | | | | | | | | | | | |
| Mar. 7 | @Kansas* | | | | | | | | | | | | | | | |

**played with several club teams, including Crvena zvezda Meridian bet Beograd*

Wildcats



K-STATE BROADCAST NOTES

**2025-26
Record/Conf:**
7-4/0-0 Big 12

**National
Rankings:**
nr / AP
nr / Coaches

Last Game:
Won at Creighton,
83-76
Dec. 13, 2025

Next Game:
Dec. 20, 2025
vs. South Dakota

Head Coach:
Jerome Tang
(Charter Oak State '07)
KS: 68-46 / 4th
CAR: 70-46 / 4th+

Assistants
Matthew Driscoll
Jareem Dowling
Rodney Perry
Anthony Winchester
Bill Peterson

**2025-26
Schedule**
@Missouri, L 91-100^
Newman, W 112-90^
UNCG, W 93-64
Bellarmino, W 98-71
California, W 99-96
Tulsa, W 84-83
vs. Miss. St., W 98-77
vs. Nebraska, L 85-86
@Indiana, W 86-69
Bowling Green, L 66-82
Seton Hall, L 67-78
Miss. Valley, W 108-49
@Creighton, W 83-76
South Dakota
ULM
BYU*

@Arizona*
@Arizona State*
UCF*
@Oklahoma State*
Utah*
Kansas*
@West Virginia*
Iowa State*
@TCU*
Cincinnati*
@Houston*
Baylor*
@Texas Tech*
@Colorado*
TCU*
West Virginia*
@Kansas*

^exhibition
*Big 12



0

**ELIAS
RAPIQUE**
uh-LEE-us RUH-pee-ECK
W / Jr. / 6-9 / 225
Berlin, Germany
[ALBA Berlin]



1

**ABDI
BASHIR JR.**
OBB-dee BUH-sheer
G / Jr. / 6-7 / 175
Omaha, Neb.
[Monmouth]



2

**EXAVIER
WILSON**
G / Fr. / 6-1 / 170
Columbia, Mo.
[Father Tolton Catholic]



3

**C.J.
JONES**
G / Jr. / 6-5 / 195
East St. Louis, Ill.
[UIC]



4

**P.J.
HAGGERTY**
PRE ALL-BIG 12
G / Jr. / 6-4 / 195
Crosby, Texas
[Memphis]



6

**MARCUS
JOHNSON**
W / Sr. / 6-7 / 265
Akron, Ohio
[Bowling Green]



10

**DAVID
CASTILLO**
G / So. / 6-1 / 180
Bartlesville, Okla.
[Sunrise Christian]



14

**MOBI
IKEGWURUKA**
EE-kay-gah-roo-KAY
G / Jr. / 6-6 / 220
Galway, Ireland
[Ellsworth CC]



15

**TAJ
MANNING**
W / Jr. / 6-7 / 230
Grandview, Mo.
[La Lumiere Ind.]



21

**KHAMARI
McGRIFF**
Kuh-MAR-ee
W / Sr. / 6-9 / 230
Tallahassee, Fla.
[UNC Wilmington]



22

**DORIN
BUCA**
DOOR-reen BOO-cah
C / Jr. / 7-2 / 254
Perugia, Italy
[Akrern Libertas Livorno]




23

**STEPHEN
OSEI**
OH-say
W / So. / 6-10 / 200
Toronto, Ontario
[Casper College [Wyo.]



34

**NATE
JOHNSON**
G / Sr. / 6-3 / 215
Liberty Township, Ohio
[Akron]



47

**ANDREJ
KOSTIC**
ANDRE (j is silent) COS-titch
W / Fr. / 6-6 / 210
Belgrade, Serbia
[Crvena zvezda Me]

| SEASON / CAREER STATS | | | | | | | | |
|-----------------------|-------|-----|-----|-----|-----|------|------|------|
| GP/GS | PPG | RPG | APG | SPG | FG% | 3FG% | FT% | |
| 24-25 | 62/11 | 5.7 | 2.8 | 1.6 | 0.9 | 43.3 | 26.7 | 61.5 |
| Season | 11/8 | 3.7 | 3.0 | 1.6 | 1.0 | 43.2 | 36.4 | 38.5 |
| Big 12 | — | — | — | — | — | — | — | — |
| Career | 11/8 | 3.7 | 3.0 | 1.6 | 1.0 | 43.2 | 36.4 | 38.5 |

| SEASON / CAREER STATS | | | | | | | | |
|-----------------------|-------|------|-----|-----|-----|------|------|------|
| GP/GS | PPG | RPG | APG | SPG | FG% | 3FG% | FT% | |
| 24-25 | 33/32 | 20.1 | 2.6 | 2.2 | 0.5 | 37.7 | 38.3 | 86.8 |
| Season | 11/11 | 12.8 | 2.0 | 2.2 | 0.5 | 42.3 | 46.6 | 60.0 |
| Big 12 | — | — | — | — | — | — | — | — |
| Career | 77/43 | 13.2 | 1.8 | 1.4 | 0.4 | 38.3 | 39.7 | 83.9 |

| SEASON / CAREER STATS | | | | | | | | |
|-----------------------|-----|-----|-----|-----|-----|------|-----|---|
| GP/GS | PPG | RPG | APG | SPG | FG% | 3FG% | FT% | |
| 24-25 | — | — | — | — | — | — | — | — |
| Season | — | — | — | — | — | — | — | — |
| Big 12 | — | — | — | — | — | — | — | — |
| Career | — | — | — | — | — | — | — | — |

| SEASON / CAREER STATS | | | | | | | | |
|-----------------------|--------|-----|-----|-----|-----|------|------|------|
| GP/GS | PPG | RPG | APG | SPG | FG% | 3FG% | FT% | |
| 24-25 | 33/32 | 5.7 | 1.7 | 1.5 | 0.5 | 40.7 | 30.9 | 67.4 |
| Season | 11/10 | 3.5 | 2.5 | 1.2 | 0.4 | 35.1 | 31.3 | 80.0 |
| Big 12 | — | — | — | — | — | — | — | — |
| Career | 106/59 | 7.4 | 2.4 | 2.7 | 0.7 | 39.5 | 34.4 | 65.7 |

| SEASON / CAREER STATS | | | | | | | | |
|-----------------------|-------|------|-----|-----|-----|------|------|------|
| GP/GS | PPG | RPG | APG | SPG | FG% | 3FG% | FT% | |
| 24-25 | 35/35 | 21.7 | 5.8 | 3.7 | 1.8 | 47.6 | 36.4 | 81.8 |
| Season | 11/11 | 22.7 | 4.7 | 4.7 | 1.0 | 49.7 | 39.5 | 72.6 |
| Big 12 | — | — | — | — | — | — | — | — |
| Career | 83/77 | 20.3 | 5.2 | 3.7 | 1.7 | 48.6 | 34.2 | 78.3 |

| SEASON / CAREER STATS | | | | | | | | |
|-----------------------|-------|------|-----|-----|-----|------|------|------|
| GP/GS | PPG | RPG | APG | SPG | FG% | 3FG% | FT% | |
| 24-25 | 32/32 | 16.2 | 5.0 | 1.8 | 0.9 | 43.0 | 39.4 | 89.8 |
| Season | 3/0 | 1.0 | 1.3 | 0.0 | 0.0 | 33.3 | 33.3 | 0.0 |
| Big 12 | — | — | — | — | — | — | — | — |
| Career | 91/86 | 17.9 | 6.2 | 2.1 | 1.2 | 46.2 | 41.0 | 87.2 |

| SEASON / CAREER STATS | | | | | | | | |
|-----------------------|-------|------|-----|-----|-----|------|------|------|
| GP/GS | PPG | RPG | APG | SPG | FG% | 3FG% | FT% | |
| 24-25 | 32/2 | 2.4 | 0.6 | 0.8 | 0.4 | 22.1 | 25.4 | 88.0 |
| Season | 11/12 | 13.5 | 2.1 | 2.3 | 0.4 | 49.0 | 42.4 | 80.8 |
| Big 12 | — | — | — | — | — | — | — | — |
| Career | 43/4 | 5.2 | 1.0 | 1.1 | 0.4 | 36.8 | 33.3 | 84.3 |

| SEASON / CAREER STATS | | | | | | | | |
|-----------------------|------|-----|-----|-----|-----|------|-----|------|
| GP/GS | PPG | RPG | APG | SPG | FG% | 3FG% | FT% | |
| 24-25 | 24/0 | 2.1 | 2.4 | 0.1 | 0.6 | 60.0 | — | 52.9 |
| Season | 8/1 | 1.6 | 2.4 | 0.5 | 0.5 | 55.6 | — | 50.0 |
| Big 12 | — | — | — | — | — | — | — | — |
| Career | 32/1 | 2.0 | 2.4 | 0.2 | 0.6 | 59.1 | — | 52.2 |

| SEASON / CAREER STATS | | | | | | | | |
|-----------------------|------|-----|-----|-----|-----|------|------|-------|
| GP/GS | PPG | RPG | APG | SPG | FG% | 3FG% | FT% | |
| 24-25 | 8/0 | 0.8 | 0.8 | 0.0 | 0.1 | 50.0 | 50.0 | — |
| Season | 9/0 | 1.3 | 2.8 | 0.1 | 0.2 | 45.5 | 0.0 | 100.0 |
| Big 12 | — | — | — | — | — | — | — | — |
| Career | 31/1 | 1.0 | 1.5 | 0.1 | 0.2 | 52.2 | 27.3 | 55.6 |

| SEASON / CAREER STATS | | | | | | | | |
|-----------------------|-------|------|-----|-----|-----|------|------|------|
| GP/GS | PPG | RPG | APG | BPG | FG% | 3FG% | FT% | |
| 24-25 | 34/12 | 11.5 | 4.0 | 0.7 | 0.4 | 65.1 | 66.7 | 69.3 |
| Season | 11/11 | 10.3 | 4.4 | 1.0 | 1.2 | 75.9 | 50.0 | 70.6 |
| Big 12 | — | — | — | — | — | — | — | — |
| Career | 96/53 | 6.8 | 3.2 | 0.5 | 0.9 | 69.1 | 60.0 | 68.1 |

| SEASON / CAREER STATS | | | | | | | | |
|-----------------------|-------|-----|-----|-----|-----|------|-----|------|
| GP/GS | PPG | RPG | APG | BPG | FG% | 3FG% | FT% | |
| 24-25 | 43/12 | 5.6 | 5.3 | 0.2 | 1.2 | 60.8 | — | 49.4 |
| Season | 10/0 | 2.4 | 3.1 | 0.7 | 1.7 | 41.2 | 0.0 | 66.7 |
| Big 12 | — | — | — | — | — | — | — | — |
| Career | 10/0 | 2.4 | 3.1 | 0.7 | 1.7 | 41.2 | 0.0 | 66.7 |

| SEASON / CAREER STATS | | | | | | | | |
|-----------------------|-------|------|-----|-----|-----|------|-----|------|
| GP/GS | PPG | RPG | APG | SPG | FG% | 3FG% | FT% | |
| 24-25 | 26/25 | 11.0 | 7.0 | 0.8 | 0.2 | 63.8 | — | 68.6 |
| Season | 3/0 | 0.7 | 1.0 | 0.0 | 0.0 | 33.3 | — | — |
| Big 12 | — | — | — | — | — | — | — | — |
| Career | 3/0 | 0.7 | 1.0 | 0.0 | 0.0 | 33.3 | — | — |

| SEASON / CAREER STATS | | | | | | | | |
|-----------------------|--------|------|-----|-----|-----|------|------|------|
| GP/GS | PPG | RPG | APG | SPG | FG% | 3FG% | FT% | |
| 24-25 | 35/34 | 14.0 | 4.9 | 3.4 | 1.7 | 43.9 | 30.1 | 80.3 |
| Season | 11/11 | 12.0 | 5.5 | 3.9 | 2.0 | 49.5 | 41.2 | 81.3 |
| Big 12 | — | — | — | — | — | — | — | — |
| Career | 103/71 | 9.2 | 3.9 | 2.2 | 1.4 | 45.5 | 34.5 | 78.6 |

| SEASON / CAREER STATS | | | | | | | | |
|-----------------------|------|------|-----|-----|-----|------|------|------|
| GP/GS | PPG | RPG | APG | SPG | FG% | 3FG% | FT% | |
| 24-25 | 41/8 | 13.8 | 2.5 | 2.6 | 0.6 | 43.4 | 36.5 | 76.5 |
| Season | 8/0 | 4.0 | 2.1 | 1.1 | 0.3 | 34.4 | 30.0 | 80.0 |
| Big 12 | — | — | — | — | — | — | — | — |
| Career | 8/0 | 4.0 | 2.1 | 1.1 | 0.3 | 34.4 | 30.0 | 80.0 |

| CAREER-HIGHS | | |
|--------------|----|--------------------------|
| PTS | 27 | 2/15/25 vs. ETE Miners |
| REB | 12 | 3/1/25 vs. Berlin Braves |
| AST | 11 | 3/1/25 vs. Berlin Braves |
| STL | 7 | twice |
| MIN | 36 | 5/3/25 vs. Paderborn |

| CAREER-HIGHS | | |
|--------------|----|------------------------|
| PTS | 38 | 11/15/24 at Rutgers |
| REB | 6 | 2/24/25 vs. Nokeastern |
| AST | 7 | 2/13/25 at Stony Brook |
| STL | 3 | 11/21/24 vs. YSU |
| MIN | 48 | 1/30/25 vs. Drexel |

| CAREER-HIGHS | | |
|--------------|---|---|
| PTS | — | — |
| REB | — | — |
| AST | — | — |
| STL | — | — |
| MIN | — | — |

| CAREER-HIGHS | | |
|--------------|----|-------------------------|
| PTS | 25 | 1/13/24 vs. Bradley |
| REB | 7 | 11/4/25 vs. UNCG |
| AST | 14 | 2/28/24 vs. Drake |
| STL | 5 | 11/11/22 vs. Loyola |
| MIN | 47 | 3/7/24 vs. So. Illinois |

| CAREER-HIGHS | | |
|--------------|----|-------------------------|
| PTS | 42 | 3/14/25 vs. Wichita St. |
| REB | 10 | 3 times |
| AST | 11 | 11/8/25 vs. Bellarmine |
| STL | 7 | 12/4/24 vs. La. Tech |
| MIN | 44 | 12/14/24 at Clemson |

| CAREER-HIGHS | | |
|--------------|----|--------------------------|
| PTS | 34 | 2/3/24 vs. W.V. State |
| REB | 15 | 1/10/24 vs. Fairmont St. |
| AST | 9 | 12/2/23 at W.V. Wesleyan |
| STL | 4 | 6 times |
| MIN | 44 | 3/6/24 vs. Notre Dame |

| CAREER-HIGHS | | |
|--------------|----|---------------------------|
| PTS | 22 | 12/1/25 vs. Bowling Green |
| REB | 5 | 12/6/25 vs. Seton Hall |
| AST | 5 | 12/8/25 vs. MVSU |
| STL | 2 | 3 times |
| MIN | 33 | 12/1/25 vs. Bowling Green |

| CAREER-HIGHS | | |
|--------------|----|-----------------------|
| PTS | 8 | 1/29/25 vs. Okla. St. |
| REB | 7 | 3 times |
| AST | 2 | 11/4/25 vs. UNCG |
| STL | 3 | twice |
| MIN | 34 | twice |

| CAREER-HIGHS | | |
|--------------|----|------------------|
| PTS | 6 | 12/1/24 vs. UAPB |
| REB | 6 | 12/8/25 vs. MVSU |
| AST | 1 | 3 times |
| STL | 1 | 5 times |
| MIN | 18 | 12/8/25 vs. MVSU |

| CAREER-HIGHS | | |
|--------------|----|------------------------|
| PTS | 34 | 12/14/24 at Howard |
| REB | 12 | 11/8/24 vs. Ga. South. |
| AST | 3 | twice |
| BLK | 4 | 3 times |
| MIN | 32 | 11/8/24 vs. Ga. South. |

| CAREER-HIGHS | | |
|--------------|----|----------------------|
| PTS | 15 | 3/8/25 vs. Piazenza |
| REB | 15 | twice |
| AST | 3 | 2/19/25 vs. Brindisi |
| BLK | 5 | twice |
| MIN | 33 | 3/23/25 vs. Cento |

| CAREER-HIGHS | | |
|--------------|----|--------------------|
| PTS | 23 | twice |
| REB | 14 | 11/16/24 vs. NE JC |
| AST | 3 | twice |
| STL | 1 | 4 times |
| MIN | 36 | 11/16/24 vs. NE JC |