

30-3

NUMBER TO KNOW

K-State's record in Bramlage Coliseum openers



K-STATE

MEN'S BASKETBALL
// 2025-26 GAME NOTES

32 NCAA TOURNAMENTS ■ 4 FINAL FOUR [1948, 1951, 1958, 1964] ■ 21 CONFERENCE TITLES

rv/rv K-STATE WILDCATS

GAME 1

UNC GREENSBORO SPARTANS

0-0 OVERALL	0-0 BIG 12	— NET	61 KenPom
JEROME TANG HEAD COACH	61-42 RECORD AT K-STATE / 4th SEASON	63-42 OVERALL / 4th SEASON	



SEASON OPENER

0-0 OVERALL	0-0 SOCON	— NET	235 KenPom
MIKE JONES HEAD COACH	77-49 RECORD AT UNC / 5th SEASON	252-199 OVERALL / 15th SEASON	

■ 2025-26 SCHEDULE/RESULTS

O-O	O-O	O-O	O-O	O-O
W-L	XFL	H	A	N
Fri 10/24	@Missouri (Exh.)			L, 91-100
Fri 10/31	NEWMAN (Exh.)			W, 112-90
Tue 11/4	UNC GREENSBORO			7 p.m.
Sat 11/8	BELLARMINE			7 p.m.
Thu 11/13	CALIFORNIA			8 p.m.
Mon 11/17	TULSA			7 p.m.
Thu 11/20	vs. Mississippi State^			8:30 p.m.
Fri 11/21	vs. Nebraska/New Mexico^			6:30 p.m.
Tue 11/25	@Indiana			7 p.m.
Mon 12/1	BOWLING GREEN			7 p.m.
Sat 12/6	SETON HALL			3 p.m.
Mon 12/8	MISSISSIPPI VALLEY			7 p.m.
Sat 12/13	@Creighton			2 p.m.
Sat 12/20	SOUTH DAKOTA			11 a.m.
Sun 12/28	ULM			1 p.m.
Sat 1/3	BYU*			12:30 p.m.
Wed 1/7	@Arizona*			8 p.m.
Sat 1/10	@Arizona State*			2 p.m.
Wed 1/14	UCF*			7 p.m.
Sat 1/17	@Oklahoma State*			9 p.m.
Tues 1/24	UTAH*			8 p.m.
Sat 1/24	KANSAS*			7 p.m.
Tue 1/27	@West Virginia*			7:30 p.m.
Sun 2/1	IOWA STATE*			1 p.m.
Sat 2/7	@TCU*			1 p.m.
Wed 2/11	CINCINNATI*			8 p.m.
Sat 2/14	@Houston*			8 p.m.
Tue 2/17	BAYLOR*			8 p.m.
Sat 2/21	@Texas Tech*			1:30 p.m.
Wed 2/25	@Colorado*			8 p.m.
Sat 2/28	TCU*			5:30 p.m.
Tue 3/3	WEST VIRGINIA*			7 p.m.
Sat 3/7	@Kansas*			1 p.m.

BIG 12 CHAMPIONSHIP [Kansas City, Mo.]

Tu-Sa 3/10-14	XFL TBD	tbd
---------------	---------	-----

^Hall of Fame Classic [Kansas City, Mo.]
Home Games in BOLD CAPS | *Big 12 Conference Game

NUMBERS TO KNOW

10

K-State welcomes 10 newcomers, which includes 5 Division I transfers, 4 players from international ranks and a freshman.

13.8

K-State returns just 13.8% (322 points) of its scoring from a year ago with C.J. Jones accounting for 188 points.

94-27

K-State has a 94-27 all-time record in season openers, including 30-3 at Bramlage Coliseum.

1756

K-State enters the 2025-26 season with 1,756 wins, which ranks 43rd all-time among Division I schools.

TUESDAY, NOVEMBER 4, 2025 /
7:01 pm [CT]
Bramlage Coliseum (11,010)
Manhattan, Kan.Ben Boyle, *pxp*
Stan Weber, *lead analyst*
Sophie Smith, *sidelines*Wyatt Thompson, *pxp*
Matt Walters, *analyst*
Ch. 390

K-STATESPORTS.COM

LIVE STATS
kstatesports.com
kstate.statbroadcast.com

■ EXHIBITION HISTORY

Overall	First meeting
At Home	First meeting
At Bramlage Coliseum	First meeting
Active Streak	First meeting
First Meeting	n/a
Last Meeting	n/a
Jerome Tang vs. Mike Jones	First meeting

■ STATISTICAL MATCHUP

	NCAA Rk	Category	NCAA Rk
70.8	257	Scoring Offense	207
69.6	97	Scoring Defense	25
+1.2	191	Scoring Margin	56
44.1	210	FG Percentage	200
43.3	147	FG Percentage Defense	15
32.5	259	3-point FG Percentage	32
7.7	173	3-point FG/Game	54
69.1	278	FT Percentage	125
33.9	260	Rebounds/Game	104
-1.7	278	Rebounding Margin	104
15.3	65	Assists/Game	216
12.1	219	Turnovers/Game	26
+0.2	170	TO Margin	114
1.3	119	A/TO Ratio	92
7.4	113	Steals/Game	263
3.5	151	Blocks/Game	250

■ A K-STATE WIN WOULD...

- ▶ Extend its winning streak in home season openers to 4.
- ▶ Extend its record in season openers to 95-27.
- ▶ Extend its record in home openers to 83-10.
- ▶ Extend its record in openers at Bramlage Coliseum to 31-3.
- ▶ Give K-State its first win over UNC Greensboro.

■ K-STATE'S PROJECTED ROTATION (starters from the exhibition vs. Newman; stats are cumulative from exhibition play)

Starters	Ht.	Wt.	Yr.-Exp.	Hometown	PPG	RPG	AST	FG%	3FG%	FT%	MPG
G 4 P.J. HAGGERTY	6-4	195	Jr.-TR	Crosby, Texas	25.0	3.0	8.0	67.9	33.3	66.7	27.0
Coming off a career year at Memphis in 2024-25, becoming the school's first AP All-American since 2008 while ranking third nationally in both scoring (21.7 ppg.) and total points (759).											
G 34 NATE JOHNSON	6-3	215	Sr.-TR	Liberty Township, Ohio	10.5	5.0	3.0	47.1	42.9	66.7	21.5
Became the first Akron player to be named both the MAC Player and Defensive Player of the Year in the same season in 2024-25 and the first in the MAC since Bonzi Wells in 1998.											
G 1 ABDI BASHIR JR.	6-7	175	Jr.-TR	Amarillo, Texas	15.5	0.5	1.5	40.9	36.8	100.0	24.5
Was one of the top scorers in the country as a sophomore at Monmouth in 2024-25; leading the CAA in scoring at 20.1 ppg., while pacing the NCAA in 3-point field goals/game (3.85).											
W 14 MOBI IKEGWURUKA	6-6	220	Jr.-1L	Galway, Ireland	7.0	5.5	1.0	87.5	—	0.0	15.5
One of 4 returning lettermen from 2024-25, Ikegwuruka played in 24 games off the bench in 2024-25, averaging 2.1 points on 60 FG% with 2.4 rebounds in 8.0 minutes per game.											
W 21 KHAMARI MCGRIFF	6-9	230	Sr.-TR	De Lie, The Netherlands	8.5	3.0	2.0	77.8	—	60.0	17.0
Transferred to K-State after 4 seasons at UNC Wilmington where he was part of 99 wins, 2 CAA regular-season Championships, 1 CAA tournament title and 1 NCAA Tournament appearance.											
Key Reserves	Ht.	Wt.	Yr.-Exp.	Hometown	PPG	RPG	AST	FG%	3FG%	FT%	MPG
W 0 Elias Rapieque	6-9	225	Jr.-TR	Berlin, Germany	7.5	0.5	2.5	87.5	100.0	0.0	19.0
G 2 Xavier Wilson	6-1	170	Fr.-HS	Columbia, Mo.	0.0	0.0	1.0	0.0	—	—	3.0
G 3 C.J. Jones	6-5	195	Sr.-1L	East St. Louis, Ill.	6.0	0.0	0.0	40.0	0.0	100.0	16.4
W 6 Marcus Johnson	6-7	265	Sr.-TR	Akron, Ohio	—	—	—	—	—	—	—
G 10 David Castillo	6-1	180	So.-1L	Bartlesville, Okla.	8.0	2.5	1.0	40.0	33.3	85.7	16.5
W 15 Taj Manning	6-7	230	So.-1L	Grandview, Mo.	3.5	3.0	0.5	60.0	—	—	10.0
W 22 Dorin Buca	7-2	254	Jr.-TR	Perugia, Italy	3.0	3.0	0.0	50.0	—	100.0	10.5
W 23 Stephen Osei	6-10	200	So.-TR	Toronto, Ontario	5.0	3.0	1.0	33.3	100.0	50.0	13.0
W 47 Andrej Kostic	6-6	210	Fr.-TR	Belgrade, Serbia	7.5	3.5	1.5	35.3	22.2	25.0	21.0

■ QUICK FACTS

Kansas State University
Manhattan, KS 66502



Founded	1863
Enrollment	21,213 (Fall 2025)
Nickname	Wildcats
School Colors	Purple (PMS 2695C) and White
Conference	Big 12
President	Dr. Richard H. Linton (Virginia Tech '88, '91, '94) assumed the presidency on Feb. 14, 2022
Director of Athletics	Gene Taylor (Arizona State '80)
Faculty Athletics Representative	Dr. Shawna Jordan (K-State '96)

ALL-TIME RECORD

122nd season of Kansas State men's basketball	
First Year of Basketball	1903
Overall Record	1,756-1,255 (.583)
Postseason Tournament Appearances	40 (32 NCAA, 8 NIT)
Postseason Tournament Record	46-45 (.505)
NCAA Tournament Appearances	32
	22nd-most nationally in Division I
NCAA Tournament Record	40-36 (.533)
Conference Tournament Record (1977-present)	39-46 (.459)
Big 12 Championship Record (1996-present)	19-28 (.404)

BRAMLAGE COLISEUM

Opened	Nov. 26, 1988
	defeated Purdue, 81-77
Capacity	11,010
Overall Record	441-154 (.741)
Conference Record (Big Eight/12)	180-123 (.594)
Tang's Record at Bramlage Coliseum (Big 12)	39-10 (.796) / 21-7 (.750)

NCAA TOURNAMENT HISTORY

Appearances (32): 1948, 1951, 1956, 1958, 1959, 1961, 1964, 1968, 1970, 1972, 1973, 1975, 1977, 1980, 1981, 1982, 1987, 1988, 1989, 1990, 1993, 1996, 2008, 2010, 2011, 2012, 2014, 2017, 2018, 2019, 2023

First Four (1): 2017

Final Four (4): 1948, 1951, 1958, 1964

Elite Eight (13): 1951, 1958, 1959, 1961, 1964, 1972, 1973, 1975, 1981, 1988, 2010, 2018, 2023

Sweet 16 (18): 1951, 1956, 1958, 1959, 1961, 1964, 1968, 1970, 1972, 1973, 1975, 1977, 1981, 1982, 1988, 2010, 2018, 2023

NIT HISTORY

Appearances (8): 1976, 1992, 1994, 1998, 1999, 2007, 2009, 2024

NIT Final Four (1): 1994

CONFERENCE CHAMPIONSHIPS

Regular-Season Titles (21): 1917, 1919, 1951, 1956, 1958, 1959, 1960, 1961, 1963, 1964, 1968, 1970, 1972, 1973, 1977, 2013, 2019

CONFERENCE TOURNAMENT TITLES

Titles (2): 1977, 1980

Finals Appearances (8): 1977, 1978, 1980, 1981, 1988, 1993, 2010, 2013

■ MEDIA RESOURCES

CREDENTIALS

Outlets interested in obtaining credentials to cover K-State men's basketball home games must apply for credentials via Sports Systems. Applications should be submitted at least one week in advance of the game(s) one plans to cover. Please scan the QR code to the right.



2025-26 MEDIA GUIDE

Learn more about the 2025-26 men's basketball team by viewing the media guide. The 306-page guide includes bios, stats, records and historical information and photos about the K-State program. Please scan the QR code to the right.



2025-26 KANSAS STATE WILDCATS



ELIAS
RAPIEQUE

W / 6-9 / 225 / Jr.-TR
 Berlin, Germany



ABDI
BASHIR JR.

G / 6-7 / 175 / Jr.-TR
 Omaha, Neb.



EXAVIER
WILSON

G / 6-1 / 170 / Fr.-HS
 Columbia, Mo.



C.J.
JONES

G / 6-5 / 195 / Sr.-L
 East St. Louis, Ill.



P.J.
HAGGERTY

G / 6-4 / 195 / Jr.-TR
 Crosby, Texas



MARCUS
JOHNSON

W / 6-7 / 265 / Sr.-TR
 Akron, Ohio



DAVID
CASTILLO

G / 6-1 / 185 / So.-L
 Bartlesville, Okla.



MOBI
IKEGWURUKA

G / 6-6 / 220 / Jr.-L
 Galway, Ireland



TAJ
MANNING

W / 6-7 / 230 / Jr.-2L
 Grandview, Mo.



KHAMARI
MCGRIFF

W / 6-9 / 230 / Sr.-TR
 Tallahassee, Fla.



DORIN
BUCA

C / 7-2 / 254 / Jr.-TR
 Perugia, Italy




STEPHEN
OSEI

W / 6-10 / 200 / So.-TR
 Toronto, Ontario



NATE
JOHNSON

G / 6-3 / 215 / Sr.-TR
 Liberty Township, Ohio



ANDREJ
KOSTIC

W / 6-6 / 210 / Fr.-TR
 Belgrade, Serbia



JEROME
TANG

Head Coach
 Fourth Season
 Charter Oak State '07



Scan to View
Online Roster
[Voice Pronunciations]

NUMERICAL

No	Name	Pos	Ht	Wt	Yr-Exp	Hometown (Schools)
0	Elias Rapieque	W	6-9	225	Jr.-TR	Berlin, Germany (ALBA Berlin)
1	Abdi Bashir Jr.	G	6-7	175	Jr.-TR	Omaha, Neb. (PHHoenix Prep/Monmouth)
2	Exavier Wilson	G	6-1	170	Fr.-HS	Columbia, Mo. (Father Tolton Catholic)
3	C.J. Jones	G	6-5	195	Sr.-1L	East St. Louis, Ill. (East St. Louis/ULC)
4	P.J. Haggerty	G	6-4	195	Jr.-TR	Crosby, Texas (Crosby/TCU/Tulsa/Memphis)
6	Marcus Johnson	W	6-7	265	Sr.-TR	Akron, Ohio (St. Vincent-St. Mary/Parkland CC/Wheeling/Bowling Green)
10	David Castillo	G	6-1	185	So.-1L	Bartlesville, Okla. (Sunrise Christian Academy [Kan.])
14	Mobi Ikegwuruka	W	6-6	220	Jr.-1L	Galway, Ireland (Ellsworth Community College [Iowa])
15	Taj Manning	W	6-7	230	Jr.-2L	Grandview, Mo. (La Lumiere [Ind.])
21	Khamari McGriff	W	6-9	230	Sr.-TR	Tallahassee, Fla. (James S. Rickards/UNC Wilmington)
22	Dorin Buca	C	7-2	254	Jr.-TR	Perugia, Italy (Akern Libertas Livorno)
23	Stephen Osei	W	6-10	200	So.-TR	Toronto, Ontario (Salt Lake Academy/Casper College [Wyo.])
34	Nate Johnson	G	6-3	215	Sr.-TR	Liberty Township, Ohio (Lakota East/Akron)
47	Andrej Kostic	W	6-6	210	Fr.-HS	Belgrade, Serbia (Crvena zvezda Meridian bet Beograd)

COACHING STAFF

Head Coach: Jerome Tang (Charter Oak State College '07), Fourth Season at K-State

Associate Head Coach: Matthew Driscoll (Slippery Rock '92), First Season

Assistant Coach: Jareem Dowling (Maryland-Eastern Shore '05), Third Season

Assistant Coach: Rodney Perry (Missouri State '94), Third Season

Assistant Coach: Anthony Winchester (Western Kentucky '06), Third Season

Assistant Coach: Bill Peterson (Eckerd '80), First Season

SUPPORT STAFF

Chief of Staff: Marco Borne (Dillard '03), Fourth Season

Director of Operations: Bailey Bachamp (Kansas State '11), 14th Season

Director of Player Development: Austin Carpenter (Oklahoma '20), Fourth Season

Director of Video and Analytics: Chase Driscoll (North Florida '18), First Season

Strength and Conditioning Coach: Phil Baier (Springfield [Mass.] College '13), Third Season

IFBC Sports Medicine Coordinator/Athletics Trainer: Luke Sauber (Kansas State '05), 11th Season

Character Coach: Jayson Gee (Charleston '88), First Season

Graduate Student Manager: Henry Dugat (Baylor '09), First Season

Graduate Student Manager: Alec Kagan (Cincinnati '18), Second Season

Graduate Student Manager: Rob Lowery (Dayton '10), First Season

Graduate Student Manager: Miguel Mateo Vojtova (Bethel College '24), Second Season

Graduate Student Manager: Mark Vital Jr. (Baylor '21), First Season

PRONUNCIATION GUIDE

ABDI BASHIR JR.	OBb-dee BUH-sheer	ANDREJ KOSTIC	ANDRE (j is silent) COS-titch
DORIN BUCA	DOOR-reen BOO-cah	KHAMARI McGriff	Kuh-MAR-ee
JAREEM Dowling	JAH-reen	ELIAS RAPIEQUE	uh-LEE-us RUH-pee-ECK
Henry DUGAT	DOO-got	Stephen OSEI	OH-say
MOBI IKEGWURUKA	Mow-B EE-kay-gah-rao-KAH	EXAVIER Wilson	X-ZAY-ver

Wildcats

>>> BY THE NUMBERS

1st

Preseason All-American **P.J. Haggerty** became the first Division I player since **Ja Morant** in 2018-19 to average 21.5 points, 5.5 rebounds, 3.5 assists and 1.5 steals to go with 6.5 free throw per game while at Memphis in 2024-25.

3.85

Junior transfer **Abdi Bashir Jr.** led the NCAA in 3-point field goals/game (3.85) while at Monmouth in 2024-25 while he was second in total 3-point field goals (127) and 3-point field goals attempted (332).

5,283

K-State's 5 Division I transfers - **Abdi Bashir Jr., P.J. Haggerty, Marcus Johnson, Nate Johnson** and **Khamari McGriff** - have combined to score 5,283 points in 403 career games with 221 starts.

TEAM NOTES

■ UP NEXT: UNC GREENSBORO

▶ Led by fifth-year head coach **Mike Jones**, UNC Greensboro returns 3 lettermen (**Domas Kauzonas, Clinton Efinda** and **Clyde Bailey II**) from a squad that posted a 20-12 overall record, including a second-place finish in the SoCon with a 13-5 mark.



▶ UNC Greensboro welcomes 12 newcomers, including 6 transfers and 6 true freshmen. The transfers include **Antwann Jones** (UCF), **Jordan Brown** (Gaston College), **Valentino Pinedo** (St. Francis), **Justin Neely** (Albany), **Donald Whitehead Jr.** (California Univ. of Pennsylvania) and **Landon King** (Brunswick Community College).

▶ Among the 6 true freshmen are 3 from the international ranks, including 6-foot-7 forward **Assane Mandian** (Senegal) and 6-foot-2 guards **Noah Norgaard** (Denmark) and **Lilian Marville** (France).

▶ UNC Greensboro is led by head coach **Mike Jones**, who has a 77-49 record in his fifth season at the school, including a 48-24 mark in SoCon play. He has a 252-199 overall record in his career, including a 174-150 mark at Radford (2011-21), where he led the Highlanders to 3 Big South titles, including a tournament championship and trip to the NCAA Tournament in 2018. He has 8 20-win seasons in the last 12 years.

SERIES HISTORY

▶ This is the first meeting between K-State and UNC Greensboro.

▶ K-State is 2-1 against teams from the Southern Conference, all played at home. The Wildcats defeated Mercer, 89-60, on Nov. 29, 1997 and splitting 2 games with Western Carolina, including a 93-74 win on Nov. 14, 1997 and a 66-64 loss on Dec. 19, 2001.

RANKED AMONG THE NATION'S BEST

▶ UNC Greensboro was one of the top defensive teams in the country in 2024-25, ranking 14th in 3-point field goal percentage defense (30.1), 15th in field goal percentage defense (40.0) and 25th in scoring defense (65.4).

▶ Offensively, the Spartans ranked 26th nationally with just 9.9 turnovers per game and were 32nd in 3-point percentage (37.2).

FRIENDS FACE EACH OTHER

▶ K-State's **Mobi Ikegwuruka** and UNC Greensboro's **Clinton Efinda** have a long history, having started playing basketball together at 13 and 14 years old before making the U16 Irish National Team.

▶ The friends were later reunited at Ellsworth Community College in Iowa Falls, Iowa, where they earned First Team All-Region XI honors in helping the school to a fourth-place finish at the NJCAA Division II Championship in 2023-24. Ikegwuruka averaged a team-best 19 points and 10.3 rebounds per game, while Efinda was second in scoring at 15.2 points per game.

FAMILIAR FACES

▶ **Antwann Jones** will play at Bramlage Coliseum for the second time in his career after playing at UCF in 2023-24, where he was part of Knights' squad who lost 77-52 to K-State. He had 2 assists and 2 rebounds, going 0-of-3 from the field, in 14 minutes.

▶ Jones started his college career at Memphis in 2018-19 before spending time at Creighton (2019-21), Louisiana (2021-22), UCF, Bethune-Cookman (2024-25) and now UNC Greensboro.

DRISCOLL BEAT THE SPARTANS IN 2024

▶ Associate head coach **Matthew Driscoll** has a win over UNC Greensboro, as his North Florida team defeated the Spartans at home, 89-77, on Dec. 14, 2024. The Ospreys had 5 players score in double figures, as they shot 47.8 percent from the field, including 38.7 percent from 3-point range.

RECAPPING EXHIBITION PLAY: MISSOURI 100, K-STATE 91 [Exh.]

▶ Junior **P.J. Haggerty** paced all scorers with a game-high 23 points and 6 assists while senior **Nate Johnson** added 14 points, as K-State opened exhibition play with a 100-91 loss at Missouri on Oct. 24 at Mizzou Arena.

▶ Haggerty scored his 23 points on 8-of-14 field goals, including 2-of-4 from 3-point range, and 5-of-7 free throws to go with his game-high 6 assists, 2 rebounds and 2 steals in 25 minutes. Johnson made 5-of-11 shots, including 2-of-5 from long range, to go with a team-high 6 rebounds.

▶ Four Tigers scored in double figures, including 16 points each from junior **Anthony Robinson II** and graduate **Jayden Stone**, as Missouri connected on 54.8 percent (34-of-62) from the field with 54 points in the paint and 29 fast-break points. The Tigers return 3 starters and 7 lettermen from one of the most potent offenses in the country, ranking ninth nationally at 83.6 points per game.

▶ The Wildcats shot nearly 50 percent from the field (49.3 percent; 33-of-67), while getting 44 points in the paint and 35 points from their bench, as head coach **Jerome Tang** used a platoon-type system for much of the first half. Nine other players scored at least 5 points, including 7 points from junior **Elias Rapieque** and freshman **Andrej Kostic**.

▶ Haggerty, Johnson and Rapieque were joined in the starting lineup by junior **Abdi Bashir Jr.** and senior **Khamari McGriff**, playing the first 3 minutes before being replaced by sophomore **David Castillo**, senior **C.J. Jones**, Kostic, sophomore **Mobi Ikegwuruka** and junior **Dorin Buca** for the next 3 minutes. The platooning went on every 3 minutes until the original starters came back in at the 8:43 mark in the midst of a 14-0 run by the Tigers.

▶ Robinson scored 11 of his 16 points during the pivotal 14-0 run in which Missouri took control of the game. The Tigers flipped a 16-10 deficit into a 24-16 lead before a timeout by Tang with 8:43 to play. The lead grew to 46-32 with 2:10 remaining before the Wildcats closed to 47-39 on a layup by Haggerty.

▶ K-State twice closed to within 6 points in the early moment of the second half, including 63-57 on a 3-pointer by Johnson and 65-59 on 2 free throws by Johnson. However, the explosive Tigers scored 17 of the next 21 points to take an 82-63 lead with 8:16 to play. The Wildcats scored the last 7 points, including a layup by Buca, a 3-pointer from **Taj Manning** and 2 free throws from Jones.

K-STATE 112, NEWMAN 90 [Exh.]

▶ **P.J. Haggerty** and **Abdi Bashir Jr.** combined for 52 points, as K-State posted the second-most points in a home exhibition game with a 112-90 victory over Division II Newman on Friday night at Bramlage Coliseum.

▶ The 112 points tied for the third-most scored by the Wildcats in an exhibition game, including the most at home since a school-record 122-point effort against the University of Windsor on Nov. 29, 1979. Overall, it was the ninth 100-point game in the school's exhibition history.

▶ K-State shot 60 percent from the field, hitting on 42 of 70 field goal attempts, with 64 points in the paint, 34 fast-break points and 31 points off turnovers. The Wildcats had 27 assists, while posting 19 steals.

▶ Haggerty led all scorers with 27 points, connecting on 11-of-14 field goal attempts, to go with a game-high 10 assists, 4 rebounds and 3 steals in 29 minutes, while Bashir added 25 points on 7-of-14 shooting, including 5 3-pointers. The duo was joined in double figures by senior **Khamari McGriff** and sophomore **David Castillo**, who each scored 11 points.

▶ Newman led for more than 6 minutes behind a barrage of 3-pointers, as 13 of its first 16 made field goals came from long range. The Jets finished with 18, including 5 from sophomore **Jayden Schoen** and senior **Brandon Wilson**.

QUOTING JEROME TANG

We tried to treat both exhibitions like practices while working on certain things. Everybody's healthy and so excited to move forward.

■ BIG 12 PRESEASON POLL

'CATS PICKED 9TH IN BIG 12 POLL; HAGGERTY NAMED ALL-BIG 12

▶ K-State was picked ninth in the 16-team Big 12 preseason poll, while junior transfer **P.J. Haggerty** was named to the 10-member Preseason All-Big 12 team by the league coaches on Oct. 16.

▶ Haggerty's selection marks the second straight year that a Wildcat has been named to the preseason all-conference team (**Coleman Hawkins**, 2024) by the league coaches. He is one of 9 players in school history to be chosen for preseason all-conference honors dating to **Manny Dies** in 1998-99. Others include **Jacob Pullen** and **Curtis Kelly** in 2010-11, **Rodney McGruder** in 2012-13 and **Marcus Foster** in 2014-15 and **Barry Brown Jr.** and **Dean Wade** in 2018-19.

▶ Haggerty is one of 3 newcomers on the Preseason All-Big 12 team, along with freshmen **AJ Dybantsa** (BYU) and **Darryn Peterson** (Kansas). The trio of newcomers are joined by 7 returners in BYU's **Richie Saunders**, Houston's **Emanuel Sharp**, **Joseph Tugler** and **Milos Uzan**, Iowa State's **Tamin Lipsey** and Texas Tech's **Christian Anderson** and **JT Toppin**. Dybantsa, Uzan, Peterson and Toppin were all unanimous.

▶ K-State received 117 points to place ninth in the poll, just 3 points behind eighth-place Cincinnati and 27 points ahead of 10th-place TCU.

▶ Regular-season and tournament champion Houston was picked first with 224 points and 14 first-place votes followed by second-place BYU (204 points, 1 first-place vote) and third-place Texas Tech (200 points).

▶ Haggerty has already received a number of preseason accolades, including All-America honors from CBS Sports, Jay Bilas, The Field of 68, Jon Rothstein and @CBBAnalytics. He was also named to the watch list for the Jerry West Award, which is given annually the nation's top shooting guard, as well as the NABC Division I Player of the Year and Jersey Mike's Naismith Trophy Men's Player of the Year awards.



NON-CONFERENCE BREAKDOWN

NET Ranking (as of Nov. 3): —

Quad 1: 0-0 ■ Quad 2: 0-0 ■ Quad 3: 0-0 ■ Quad 4: 0-0

Team	Current Record	NET	Date/Result
UNC GREENSBORO	0-0	—	Nov. 4
BELLARMINE	0-0	—	Nov. 8
CALIFORNIA	0-0	—	Nov. 13
TULSA	0-0	—	Nov. 17
vs. Mississippi State	0-0	—	Nov. 20
vs. Nebraska/New Mexico	0-0	—	Nov. 21
@Indiana	0-0	—	Nov. 25
BOWLING GREEN	0-0	—	Dec. 1
SETON HALL	0-0	—	Dec. 6
MISSISSIPPI VALLEY	0-0	—	Dec. 8
@Creighton	0-0	—	Dec. 13
SOUTH DAKOTA	0-0	—	Dec. 20
ULM	0-0	—	Dec. 28

*records and rankings as of Nov. 3

■ HOW THE ‘CATS WERE BUILT

‘CATS WELCOME 10 NEWCOMERS, INCLUDING 5 DIVISION I TRANSFERS

- K-State brought in one of the top transfer classes with 10 newcomers, including 5 Division I transfers, 4 players from the international ranks and 1 true freshman. The class has been rated nationally as high as No. 4 by *247Sports* and No. 20 by *On3*.
- Among the 10 newcomers are 5 Division I transfers, including **Abdi Bashir Jr.** (Monmouth), **P.J. Haggerty** (Memphis), **Marcus Johnson** (Bowling Green), **Nate Johnson** (Akron) and **Khamari McGriff** (UNC Wilmington). Haggerty, N. Johnson and McGriff were on teams that advanced to the NCAA Tournament in 2024-25.
- The 4 international additions include the school's first-ever players from Italy (**Dorin Buca**), Serbia (**Andrej Kostic**) and Germany (**Elias Rapieque**). The fourth international player - **Stephen Osei** - from Toronto played at the junior college level at Casper College in Wyoming.
- Haggerty is coming off a career year at Memphis, in which, he became the first Tiger since 2008 to be named an AP All-American while earning consensus Second Team All-American honors. The AAC Player of the Year ranked third nationally in both scoring (21.7 ppg.) and total points (759).
- Johnson became the first Akron player to be named both the MAC Player and Defensive Player of the Year in the same season and the first since Ball State's **Bonzi Wells** in 1998.
- Bashir was one of the top scorers in the NCAA in 2024-25, leading the CAA in scoring at 20.1 points per game while leading the nation in 3-point field goals per game (3.85) and second in total 3-pointers (127).
- McGriff was one of the top sixth men in the CAA at UNC Wilmington, where he was part of 99 wins and 3 conference championships.
- A member of the German U18 and U20 National Teams, Rapieque played in 53 games with ALBA Berlin in 2024-25 between the EuroLeague (27 games) and the German Basketball Bundesliga (26 games).
- Kostic was a member of the Serbia U18 and U19 National Teams, winning the gold medal at the 2023 European U18 Championship and the silver medal at the 2024 European U18 Championship.
- The lone freshman - **Exavier Wilson** - was a 3-time all-state selection and scored more than 1,700 career points in his prep career.

■ NON-CONFERENCE SUCCESS

Year	Overall	Home	Bramlage
2006-07	11-4	7-0	7-0
2007-08	10-4	8-1	7-1
2008-09	12-3	11-0	10-0
2009-10	13-1	9-0	8-0
2010-11	12-3	9-1	8-1
2011-12	11-1	7-0	6-0
2012-13	11-2	9-0	8-0
2013-14	10-3	7-1	7-1
2014-15	7-6	6-2	5-2
2015-16	11-2	8-0	8-0
2016-17	11-2	8-0	8-0
2017-18	11-2	8-1	8-0
2018-19	10-3	7-0	6-0
2019-20	7-6	6-2	6-1
2020-21	4-5	4-5	4-5
2021-22	8-5	6-1	6-1
2022-23	12-1	8-0	7-0
2023-24	10-3	8-1	7-1
2024-25	7-6	4-2	4-1
Total	188-62 (.752)	146-18 (.890)	130-14 (.903)

SUCCESS IN NON-CONFERENCE PLAY

- K-State has posted a 188-62 (.752) record in non-conference play since the 2006-07 season. During that span, the Wildcats have a 146-18 (.890) mark at home venues (includes games played at Bramlage Coliseum, INTRUST Bank Arena in Wichita and the T-Mobile Center in Kansas City) in non-conference play, including a 130-14 (.903) mark at Bramlage Coliseum.
- K-State's 12-1 non-conference mark in 2022-23 was the best since the 2009-10 team went a program-best 13-1. Last season, the team went 7-6 in non-conference play, including 4-1 in Bramlage Coliseum.

1700 WINS AND COUNTING

- K-State enters the 2025-26 season as one of the winningest programs in Division I history, as the Wildcats have posted a 1,756-1,255 (.583) all-time record which includes 32 NCAA Tournament appearances and 21 conference championships. The 1,756 wins are the 43rd-most in Division I history (one shy of Virginia in 42nd), including the seventh-most among current Big 12 schools.

TANG ADJUSTS COACHING STAFF

- Head coach **Jerome Tang** adjusted his coaching staff during the offseason, adding veteran head coach **Matthew Driscoll** as associate head coach as well as acclaimed player development coach **Bill Peterson** as an assistant coach and **Chase Driscoll** as director of video and analytics.
- The winningest coach in both North Florida and Atlantic Sun Conference history during a 16-year stint (2009-25) with the Ospreys, Driscoll joined the staff on May 23. He won 248 games at North Florida, including 144 in ASUN play, while guiding the school to 3 regular-season championships and the league's tournament championship and a NCAA Tournament bid in 2015.
- Driscoll's relationship with Tang dates back more than 20 years, as the two coached alongside each other for 6 seasons (2003-09) at Baylor as original members of head coach **Scott Drew's** staff.
- Peterson has served in various capacities in the NBA, including the Golden Warriors, Dallas Mavericks and Milwaukee Bucks. He has mentored over 20 NBA players, including Hall of Famers **Dirk Nowitzki**, **Steve Nash** and **Karl Malone**. He also has a combined 10 years of head coaching experience at the NAIA, Division II and G-League levels in his 47-year coaching career.
- Peterson coached alongside Tang while at Baylor from 2017-22, where they helped guide the Bears to the 2021 NCAA Championship.
- **Chase Driscoll** joined the staff on May 13 after serving as an assistant coach and director of operations for his father, Matthew, at North Florida.

BAYLOR NORTH

- With the additions of associate head coach **Matthew Driscoll** and assistant coach **Bill Peterson**, **Jerome Tang** tapped into his coaching history, as all three were on staff at Baylor. Tang and Driscoll were part of **Scott Drew's** first staff from 2003-09, while Tang and Peterson helped the Bears to the 2021 NCAA title while together on staff from 2017-22.
- Driscoll and Peterson aren't the only K-State staffers with Baylor ties, as director of player development **Austin Carpenter** was a graduate assistant for Tang with the Bears from 2020-22, while current graduate assistants **Henry Dugat** and **Mark Vital Jr.** are among the best players in Baylor history.
- Dugat is one of five players known as "The Foundation" that was inducted into the Baylor Athletics Hall of Fame in 2021. He was part of Drew's first two recruiting classes that led to Bears' historic turnaround.
- Vital was a 3-time All-Big 12 selection and a member of Baylor's 2021 National Championship team, playing in 126 games with 105 starts.

NATIONAL POLLS

THE ASSOCIATED PRESS POLL

Updated: Preseason

Rank	School	Record	Points	Prv
1.	Purdue (35)	0-0	1485	—
2.	Houston (16)	0-0	1459	—
3.	Florida (8)	0-0	1382	—
4.	UConn (2)	0-0	1299	—
5.	St. John's	0-0	1203	—
6.	Duke	0-0	1123	—
7.	Michigan	0-0	1084	—
8.	BYU	0-0	1078	—
9.	Kentucky	0-0	1056	—
10.	Texas Tech	0-0	1015	—
11.	Louisville	0-0	966	—
12.	UCLA	0-0	741	—
13.	Arizona	0-0	715	—
14.	Arkansas	0-0	695	—
15.	Alabama	0-0	620	—
16.	Iowa State	0-0	616	—
17.	Illinois	0-0	567	—
18.	Tennessee	0-0	462	—
19.	Kansas	0-0	453	—
20.	Auburn	0-0	424	—
21.	Gonzaga	0-0	387	—
22.	Michigan State	0-0	188	—
23.	Creighton	0-0	158	—
24.	Wisconsin	0-0	136	—
25.	North Carolina	0-0	104	—

Other receiving votes: NC State 101, Oregon 98, San Diego State 74, Texas 35, Ohio State 23, **K-State 13**, Ole Miss 11, USC 10, Missouri 8, Washington 7, Vanderbilt 7, Iowa 6, Boise State 4, **Mississippi State 3**, VCU 2, Saint Mary's 2, Virginia 2, **Baylor 1**, Oklahoma 1, **Indiana 1**.

USA TODAY COACHES POLL

Updated: Preseason

Rank	School	Record	Points	Prv
1.	Purdue (18)	0-0	755	—
2.	Houston (12)	0-0	749	—
3.	Florida (1)	0-0	704	—
4.	UConn	0-0	647	—
5.	Duke	0-0	623	—
6.	St. John's	0-0	609	—
7.	Michigan	0-0	569	—
8.	BYU	0-0	532	—
9.	Kentucky	0-0	629	—
10.	Louisville	0-0	456	—
11.	Texas Tech	0-0	455	—
12.	UCLA	0-0	421	—
13.	Arizona	0-0	398	—
14.	Illinois	0-0	349	—
15.	Arkansas	0-0	329	—
16.	Alabama	0-0	322	—
17.	Tennessee	0-0	292	—
18.	Iowa State	0-0	289	—
19.	Kansas	0-0	235	—
20.	Gonzaga	0-0	185	—
21.	Michigan State	0-0	144	—
22.	Auburn	0-0	114	—
23.	Creighton	0-0	103	—
24.	Wisconsin	0-0	62	—
25.	North Carolina	0-0	37	—

Other receiving votes: NC State 33, Oregon 26, Ohio State 15, San Diego State 15, **Baylor 13**, Virginia 11, Vanderbilt 10, USC 7, Texas 6, Villanova 5, Missouri 5, Ole Miss 4, Saint Mary's 3, Iowa 3, **Cincinnati 3**, Washington 3, VCU 2, **K-State 1**, **Oklahoma State 1**, Boise State 1.

TRACKING K-STATE IN THE POLLS

	AP	Coaches
Pre	IV	IV
11/10		
11/17		
11/24		
12/1		
12/8		
12/15		
12/22		
12/29		
1/5		
1/12		
1/19		
1/26		
2/2		
2/9		
2/16		
2/23		
3/2		
3/9		
Final		

WILDCATS VS. RANKED TEAMS

K-State has played over 400 games vs. ranked teams in their history, posting a 138-299 (.316) record, including 28-85 (.248) vs. the top-5, 56-150 (.272) vs. the top-10 and 80-211 (.275) vs. top-15.

K-State has 45 wins vs. ranked foes in the last 13 seasons, including 17 vs. the top 10 (one over No. 1), and 34 Top 25 wins at home.



PLAYER NOTES

HAGGERTY AMONG THE BEST

- Junior **P.J. Haggerty** is the among the best players to transfer to K-State, as he is coming off a career-best year in 2024-25, in which, he became the first Memphis Tiger since 2008 to be named an AP All-American while becoming the first Division I player to average at least 21.5 points, 5.5 rebounds, 3.5 assists and 1.5 steals per game to go with 6.5 free throws per game since **Ja Morant** in 2018-19. He is the only Division I player to average at 21 points, 5.5 rebounds, 3.5 assists and 1.5 steals per game in each of the last 2 seasons.
- Haggerty ranked third nationally in both scoring (21.7 ppg.) and total points (759) in 2024-25, while his 759 points were an AAC single-season record and the most since **Dajuan Wagner** (762) set the school season record in 2001-02.
- Haggerty was a consensus Second Team All-American in his lone season at Memphis, while was just the second Tiger to be named the AAC Player of the Year as well as Most Outstanding Player at the AAC Tournament. He was also a finalist for the Jerry West Shooting Guard of the Year award, the Wooden Award and the Riley Wallace Award as the most impactful transfer.
- Haggerty, who has also made stops at TCU (2022-23) and Tulsa (2023-24), has scored more than 1,400 points (1,433) in his college career, connecting on 48.4 percent from the field and 79.1 percent from the free throw line. He has scored in double figures in 64 of 72 career games with 25 games of 25 or more points, including two 30-point games and one 40-point game. He scored a career-high 42 points vs. Wichita State on March 14.

HAGGERTY’S PRESEASON ACCOLADES

- 2025-26 Oscar Robertson Trophy Watch List
- 2025-26 Jersey Mike’s Naismith College Player of the Year Watch List
- 2025-26 NABC Preseason Division I Player of the Year Watch List
- 2025-26 Jay Bilas Preseason First Team All-American
- 2025-26 @CBB Analytics Preseason First Team All-American
- 2025-26 CBS Sports Preseason Third Team All-American
- 2025-26 The Field of 68 Preseason Third Team All-American
- 2025-26 Preseason All-Big 12 Team (coaches)
- 2025-26 Jerry West Award Preseason Watch List (one of 20)

HAGGERTY ALSO GREAT AT LINE

- In addition to his scoring prowess, **P.J. Haggerty** is also great at getting to the free throw line, as he ranked in the top-3 nationally in both free throws made and attempted in the past 2 seasons, including second in attempts (309) and third in makes (237) in 2023-24 while playing at Tulsa and second in both makes (224) and attempts (274) in 2024-25 while at Memphis.
- Haggerty has made 461 free throws on 583 attempts in the past 2 seasons, averaging nearly 7 makes on nearly 9 attempts in his last 66 games played.
- Last season, Haggerty connected on 81.8 percent from the free throw line with an AAC-best 224 makes on 274 attempts. He went perfect from the line in 6 games, including 14-of-14 vs. Tulane on March 15 in the AAC Tournament. He made 27 straight free throws at one point during the season.
- Haggerty drew 7.9 fouls per 40 minutes as a sophomore at Tulsa in 2023-24, finishing behind only National Player of the Year **Zach Edey** with 309 free throw attempts, while his 237 free throws were the third-most in the country.

BASHIR GOOD FROM 3

- Junior guard **Abdi Bashir Jr.** is among the best returning 3-point shooting in the country, as he led the NCAA in 3-point field goals/game (3.85) while he was second in total 3-point field goals (127) and 3-point field goals attempted (332) in 2024-25). He broke both the Monmouth and CAA (Coastal Athletic Association) single-season record for 3-pointers (327).
- Bashir connected on a career-high 10 3-pointers in his 38-point performance against Rutgers on Nov. 18, 2024. The 10 treys tied for the second-most in Monmouth history. He made at least 5 3-pointers in 12 games, while he had 8 triples in back-to-back games vs. Northeastern (2/24/25) and Elon (2/27/25).
- Bashir has made 178 3-point field goals in his 66-game college career on 38.4 percent shooting, which is nearly 3 made 3-pointers per game.
- As a sophomore, Bashir led Monmouth and the CAA in scoring at 20.1 points per game, while he was 16th in scoring and 25th in total points (663) in the NCAA. He posted five 30-point games, which tied for the most in program history, while he scored 20 or more points in 13 other contests. He scored a career-high 38 points at Rutgers on Nov. 15, 2024, which were the most points scored against the Scarlet Knight since 1977.
- Bashir also had notable performances against Michigan State (20 points), Wichita State (15 points), Stephen F. Austin (30 points), Seton Hall (28 points), Lehigh (22 points), Princeton (26 points) and Auburn (15 points) in 2024-25.

BASHIR ALSO A TWIN

- Junior **Abdi Bashir Jr.** and his brother **Abdul** are among 9 sets of twins playing Division I basketball in 2025-26, including one of 3 sets of identical twins (Illinois’ **Tomislav** and **Zvonimir Ivisic** and Texas State’s **Dimp** and **Ky Pernel**). They also one of 3 sets playing at different schools, joining **Ethan** (Air Force) and **Eli** (Le Moyne) **Greenberg** and **Tajuan** (Seton Hall) and **Takai** (Oregon) **Simpkins**.

TWINS PLAYING DIVISION I BASKETBALL

- **Abdi and Abdul Bashir** (K-State, Auburn)
- **Micah and Marley Curtis** (North Dakota)
- **Cameron and Cayden Boozer** (Duke)
- **Dominykas and Dovydas Butka** (Campbell)
- **Ethan and Eli Greenberg** (Air Force, Le Moyne)
- **Tomislav and Zvonimir Ivisic** (Illinois)
- **Dimp and Ky Pernel** (Texas State)
- **Tajuan and Takai Simpkins** (Seton Hall, Oregon)
- **Donny and MJ Yeager** (Oakland)

INTERNATIONAL FLAIR

- K-State’s 5 international players are the most on any Wildcat team in school history, which includes juniors **Dorin Buca** (Perugia, Italy), **Mobi Ikegwuruka** (Galway, Ireland) and **Elias Rapieque** (Berlin, Germany), sophomore **Stephen Osei** (Toronto, Ontario) and freshman **Andrej Kostic** (Belgrade, Serbia).
- Buca, Kostic and Rapieque are the first-ever players from their respective countries, while the trio joins Ikegwuruka among 7 players from Europe.

■ SITUATIONAL STATS UNDER TANG

	'25-26	Overall
Overall	0-0	61-42
Big 12 play	0-0	28-28
At Home	0-0	41-10
At Bramlage Coliseum	0-0	39-9
On the Road	0-0	9-25
At Neutral Sites	0-0	11-7
In Overtime	0-0	12-1
vs. Top 25 teams	0-0	16-16
vs. Top 10 teams	0-0	7-6
In games decided by 3 points or less	0-0	9-9
In games decided by 4-5 points	0-0	10-4
In games decided by 6-10 points	0-0	17-8
In games decided by 11-19 points	0-0	15-17
In games decided by 20 or more points	0-0	10-4
Scoring first	0-0	43-21
Leading at the Half	0-0	42-9
Tied at the Half	0-0	2-2
Trailing at the Half	0-0	17-31
K-State shoots 50% or better	0-0	20-3
K-State shoots less than 50%	0-0	41-39
K-State shoots better than opponent	0-0	47-10
Opponent shoots 50% or better	0-0	3-10
Opponent shoots less than 50%	0-0	55-32
K-State out-rebounds opponent	0-0	36-16
Opponent out-rebounds K-State	0-0	18-25
K-State shoots 70% or better from FT Line	0-0	39-20
K-State has more FT attempts	0-0	40-11
Opponent has more FT attempts	0-0	20-30
K-State shoots 40% or better from 3-pt range	0-0	19-7
K-State makes at least 6 3-pt FGs	0-0	45-30
K-State has more turnovers than opponent	0-0	27-26
K-State has less turnovers than opponent	0-0	28-11
K-State equals opponent in turnovers	0-0	6-5
K-State scores 100-plus points	0-0	3-0
K-State scores 90-99 points	0-0	8-0
K-State scores 80-89 points	0-0	15-3
K-State scores 70-79 points	0-0	22-10
K-State scores 60-69 points	0-0	12-17
K-State scores 50-59 points	0-0	2-11
K-State scores less than 50 points	0-0	0-0
Opponent scores 100-plus points	0-0	1-0
Opponent scores 90 or more points	0-0	4-4
Opponent scores 80-89 points	0-0	2-11
Opponent scores 70-79 points	0-0	14-19
Opponent scores 60-69 points	0-0	21-9
Opponent scores 50-59 points	0-0	19-0
Opponent scores less than 50 points	0-0	1-0
K-State has 2 in double figures	0-0	46-29
K-State has 3 in double figures	0-0	48-26
K-State has 4 in double figures	0-0	31-13
K-State has 5 in double figures	0-0	12-0
K-State has 6 in double figures	0-0	4-0

■ OCTAGON OF DOOM // BRAMLAGE COLISEUM [1989-present]



HOME SWEET HOME

- K-State has posted a 441-153 (.742) all-time record at Bramlage Coliseum since its opening during the 1988-89 season. The 441 wins are the most at a home venue for the Wildcats, surpassing the 378 wins at Ahearn Field House (1950-88). It is the school's third home venue.
- K-State finished the 2022-23 campaign with a 15-1 record at Bramlage Coliseum, which included an 8-1 mark vs. Big 12 foes. The 15 wins tied for the second-most in the arena's history and are the most since also winning 15 in 2013-14, while the 15-1 record is the best since going 16-1 in 2012-13.
- K-State has registered a 240-73 (.767) record at home over the past 19 seasons, including a 106-59 (.642) mark in Big 12 play. The 240 wins rank fourth among all Big 12 schools in that span, while the 106 league victories at home are among the tops in the Big 12.
- K-State has defeated 54 ranked opponents in the history of Bramlage Coliseum, including 51 ranked Big 12 foes. Four No. 1 teams have been knocked off in the arena's history, including No. 1 Missouri in 1990, No. 1 Texas in 2010, No. 1 Kansas in 2011 and No. 1 Oklahoma in 2016.
- K-State is now 39-9 (.813) at Bramlage Coliseum under head coach **Jerome Tang**, including 21-7 (.750) in Big 12 play. Tang is also 13-4 (.765) at home vs. AP Top 25 opponents, including 4-2 in 2024-25.



JEROME TANG

HEAD COACH

Charter Oak State '07

Third Season at K-State [61-42]

33rd Season Overall | 23rd Season in College



COACH OF THE YEAR

Jerome Tang, who was selected as the 2023 Werner Ladder Naismith Men's College Coach of the Year after guiding the Wildcats to a 26-win season and its 13th trip to the Elite Eight in his inaugural season, is set to start his fourth season as the 25th head men's basketball coach at K-State in 2025-26.

With his relentless passion, energy and positivity, Tang has re-energized a K-State program which had endured three consecutive losing seasons before his arrival in 2022-23. In the past 3 seasons, he has led the Wildcats to a 61-42 (.592) record, including 28 wins in Big 12 play, with consecutive postseason appearances (2023 NCAA Tournament, 2024 NIT) highlighted by the run to the Elite Eight. He is one of just 4 head coaches (**Lon Kruger**, **Frank Martin** and **Bruce Weber**) to help the Wildcats to the postseason in their first 2 seasons.

Among his 61 wins at K-State are 16 against teams ranked in the Top 25, including 7 Top 10 opponents. The 16 career Top 25 wins tie **Tex Winter** (1954-68) for the fourth-most in school history, while the 7 against Top 10 competition are also fourth all-time. Thirteen of the 16 ranked wins have come in the friendly confines of Bramlage Coliseum, where Tang is 39-9 (.813) overall, including 21-7 (.750) in Big 12 play and 13-4 (.765) against ranked foes. The 13 career home Top 25 wins are the second-most by a head coach in school history.

In addition to the wins over ranked teams, Tang's teams have also proved to be clutch in his short tenure, posting a 13-1 mark in overtime games, including an NCAA single-season record 7 such wins in 2023-24. The 12-game winning streak in overtime games was the second-longest such streak in Division I history since 1950 and the second-longest streak behind Florida State (14; 2018-present) and right ahead of Winthrop (10; 2017-present). Including his time as interim head coach at Baylor, Tang is now 13-1 in overtime games.

Tang has helped reestablish the "Octagon of Doom" as one of the toughest places to play in college basketball, as the Wildcats have played before nine sellouts while posting a 39-9 record at home with 13 wins over Top 25 foes, including a pair of top-5 wins over archrival Kansas, two over top-10 Baylor and No. 6/6 Iowa State. The 15 home wins in 2022-23 were the most in nearly a decade (2014-15) and tied for the second-most in the arena's 35-year history.

During a roller coaster 2024-25 season that included a 6-game losing streak followed by a 6-game winning streak in Big 12 play, K-State could not overcome a disappointing non-conference season, as the Wildcats finished with a 16-17 overall record, including a tie for ninth place with TCU in the new-look 16-team Big 12 with a 9-11 mark. Among the 16 wins were 10 over teams that advanced to the postseason (3 NCAA Tournament, 1 NIT and 6 College Basketball Crown), including ranked wins over No. 3/3 Iowa State, No. 13/13 Arizona, No. 16/17 Cincinnati, No. 16/17 Kansas and No. 23/23 West Virginia.

Despite losing a pair of All-Americans in **Keyontae Johnson** and **Markquis Nowell** as well as a third starter in **Nae'Quan Tomlin** right before the season, Tang kept the Wildcats in the NCAA Tournament conversation until the very end of the 2023-24 season before receiving a bid to the NIT, where they lost in the first round at Iowa. The team posted a 19-15 record, which included a tie for ninth with Oklahoma in the new 14-team Big 12 with an 8-10 mark. Among the 19 wins were 10 over teams that advanced to the postseason, including No. 9/9 Baylor, No. 4/4 Kansas, No. 25/21 BYU and No. 6/6 Iowa State.

The victories over the Bears and Jayhawks came in overtime, as the Wildcats set a new Division I single-season record with 7 overtime wins, breaking the mark of 6 set by Wake Forest (1983-84), Chattanooga (1988-89) and Lafayette (2007-08). The 7 overtime wins also broke the school record of 5, set in 1992-93 and 2022-23, while it is the most overtime games in school history (5 total set in 1992-93 and 2022-23). The 6 overtime home wins are also a Division I record.

Armed with just two returning players, the Wildcats posted a 26-10 overall record in Tang's inaugural season, which included a tie for third place in the nation's most difficult conference – the Big 12 – with an 11-7 mark and the school's 13th appearance in the Elite Eight and the first since 2017-18. The 26 wins are the third-most in school history, trailing the school-record 29 in 2009-10 and the 27 in 2012-13, and just the eighth 25-win campaign. His 26 wins are the second-most by a first-year head coach in school history.

During the team's historic season, Tang coached a pair of All-Americans in 2023 Bob Cousy Award winner **Markquis Nowell** and forward **Keyontae Johnson**, who became the first duo in school history to each earn the recognition from The Associated Press when they were selected to the Third Team. Both players were named to the All-Big 12 First Team, while Johnson was the league's Newcomer

of the Year. Nowell was selected as the winner of Cousy Award as the nation's top point guard by the Naismith Basketball Hall of Fame after he finished second nationally in assists/game (8.3 apg.), total assists (297) and total steals (92) while ranking in the top-15 in four others. He was chosen the East Regional Most Outstanding Player after guiding the Wildcats to the Elite Eight, averaging 23.5 points, 13.5 assists and 4.0 steals in his 4-game NCAA Tournament run, which included a tournament and school-record 19-assist performance in the win over Michigan State on March 23. Nowell was also named a Third Team All-American by *The Sporting News*, NABC and U.S. Basketball Writers Association.

The 2022-23 Wildcats set three school single-season records, including the mark for assists (611), while finishing No. 2 in points (2,742), field goals made (961), 3-point field goals made (258), free throw percentage (74.8) and steals (289) in school history. The 46.1 field goal percentage tied for the seventh-best in the shot clock era and the best since 2017-18. Nowell crushed the single-season marks for assists (297) and steals (92) while he and Johnson became just the second duo in school history to each tally 600 or more points in a single season.

Starting with the 2007-08 season, Tang was pivotal in helping Baylor to a stretch of 15 consecutive seasons of at least 18 wins, including a school-record 30 in 2011-12, en route to a 361-153 (.702) overall record and 10 NCAA Tournament appearances. Since 2010, the Bears have appeared in the NCAA Tournament Sweet 16 five times (2010, 2012, 2014, 2017, 2021), three times advancing to the Elite Eight (2010, 2012, 2021) and once to the Final Four (2021).

In his last three seasons (2019-22) at Baylor, Tang helped the Bears tally an 81-13 (.862) record, including a 43-8 (.843) mark in Big 12 play, with 22 wins over ranked opponents highlighted by the Bears' first National Championship in 2021, as they defeated No. 1 ranked Gonzaga, 86-70, in the national title game. The 2021 Bears also won their first Big 12 Championship in the league's 25-year history, which was the school's first conference title in 71 years, then followed it up with a second-straight crown in 2022 by winning their last five Big 12 games.

Despite a season mired by injuries to key players, Tang helped Baylor navigate a successful 2021-22 season that ended in a heartbreaking 93-86 overtime loss to North Carolina in the NCAA Tournament. Down 25 points with 10 minutes left, the Bears rallied to force overtime before faltering late, 93-86, to finish with a 27-7 record, including a tie for first place in the Big 12 with a 14-4 mark.

Baylor lost just twice during its historic national championship season in 2020-21, posting a 28-2 record and a 14-1 mark in Big 12 play which included school-record 11 wins against ranked foes. The Bears enjoyed the best start in program history with an 18-game winning streak, which was the fourth-longest streak in Big 12 history. A school-record 3 Bears earned All-America honors, including **Jared Butler** becoming the first consensus First Team selection.

Tang helped Baylor to what was then the best season in program history in 2019-20, as the Bears spent five consecutive weeks ranked No. 1 nationally en route to posting a 26-4 record, including a 15-3 mark in league play. The team set a Big 12 record with 23 straight wins and were projected to earn a No. 1 seed in the NCAA Tournament before it was cancelled due to the COVID-19 pandemic.

Tang was part of the Baylor rebuild from the beginning, as he assisted Drew in guiding a Bear program that was crippled by NCAA sanctions into one that has advanced to the postseason 14 times in the last 15 seasons, including a current streak of 12 consecutive seasons, and 16 straight winning seasons.

After going 36-69 in their first four seasons, Tang and the Bears were rewarded with their first NCAA Tournament berth in 20 seasons and just their second at the school since 1950 in 2007-08. The team lost to No. 18 Purdue in the first round to conclude the year with a 21-11 record, including 9-7 in Big 12 play, as **Curtis Jerrells** became the first All-Big 12 First Team selection since 2001.

Baylor posted back-to-back 20-win seasons for the first time in school history, as the 2008-09 team advanced to its first Big 12 Championship game before finishing as the runner-up in the NIT. The Bears then made another significant step with two Elite Eight runs in a 3-year period, including the first in the modern era in 2009-10 and to cap a school-record 30-win season in 2011-12.

Prior to Baylor, Tang built a powerhouse at Heritage Christian Academy, a birth-through-high school private school in Cleveland, Texas, as the head coach and athletic director, guiding the Eagles to 4 TAPPS Division A state championships (1995, 1999, 2000, 2001) from 1993 to 2003. His program gained national attention in 2001 when **Cedrick Hensley** scored 101 points in a game. Tang's most-publicized recruit – **Vakeaton "Von" Wafer** – became a McDonald's All-American before playing at FSU and being drafted by the L.A. Lakers in 2005.

Wildcats

JEROME TANG FILE

Experience	33rd year [Fourth at K-State]
Date Hired	March 21, 2022
Birthdate	October 7
Hometown	San Fernando, Trinidad [West Indies]
Wife	Careylyen [Rey]
Children	Son Seven, Daughter Aylyn
	Adopted sons Lamar & Richard Hurd

EDUCATION

► Charter Oak State College '07 [B.S., Emphasis in Leadership]

COACHING EXPERIENCE

- Heritage Christian Academy [Texas], Head Coach [1993-2003]
- Baylor, Assistant Coach [2003-17]
- Baylor, Associate Head Coach [2017-22]
- K-State, Head Coach [2022-present]

COACHING HONORS

- 1995 TAPPS Division A State Champion
- 1999 TAPPS Division A State Champion
- 2000 TAPPS Division A State Champion
- 2001 TAPPS Division A State Champion
- 2022 Texas Association of Basketball Coaches (TABC) Division I Men's Assistant Coach of the Year
- 2023 Big 12 Coach of the Year [league coaches/AP]
- 2023 NABC | USBWA District Coach of the Year
- 2023 Werner Ladder Naismith Men's Coach of the Year
- 2023 *College Hoops Today* National Coach of the Year
- 2023 Ben Jobe National Coach of the Year [finalist]
- 2023 Jim Phelan National Coach of the Year [finalist]
- 2023 Joe B. Hall National Coach of the Year [finalist]

TAPPS is the Texas Association of Private and Parochial Schools

YEAR-BY-YEAR AS AN ASSISTANT COACH

Year	School	Record (Conf.)	Postseason
2003-04	Baylor	8-21 (3-13/11th)	—
2004-05	Baylor	9-19 (1-15/12th)	—
2005-06	Baylor	4-13^ (4-12/12th)	—
2006-07	Baylor	15-16 (4-12/11th)	—
2007-08	Baylor	21-11 (9-7/t-4th)	NCAA First Rd.
2008-09	Baylor	24-15 (5-11/9th)	NIT Runner-Up
2009-10	Baylor	28-8 (11-5/t-2nd)	NCAA Elite Eight
2010-11	Baylor	18-13 (7-9/t-7th)	—
2011-12	Baylor	30-8 (12-6/t-3rd)	NCAA Elite Eight
2012-13	Baylor	23-14 (9-9/6th)	NIT Champions
2013-14	Baylor	26-12 (9-9/t-6th)	NCAA Sweet 16
2014-15	Baylor	24-10 (11-7/t-4th)	NCAA First Rd.
2015-16	Baylor	22-12 (10-8/t-5th)	NCAA First Rd.
2016-17	Baylor	27-8 (12-6/t-2nd)	NCAA Sweet 16

YEAR-BY-YEAR AS ASSOCIATE HEAD COACH

Year	School	Record (Conf.)	Postseason
2017-18	Baylor	19-15 (8-10/t-6th)	NIT Second Rd.
2018-19	Baylor	20-14 (10-8/4th)	NCAA Second Rd.
2019-20	Baylor	26-4 (15-3/2nd)	Canceled%
2020-21	Baylor	28-2 (14-1/1st)	NCAA Champions
2021-22	Baylor	27-7 (14-4/1st)	NCAA Second Rd.
Totals (19 years)		397-222 (.641)	
Since 2007-08		361-153 (.702)	

YEAR-BY-YEAR AS A HEAD COACH

Year	School	Record (Conf.)	Postseason
2022-23	K-State	26-10 (11-7/t-3rd)	NCAA Elite Eight
2023-24	K-State	19-15 (8-10)	NIT First Rd.
2024-25	K-State	16-17 (9-11)	—
2025-26	K-State	0-0 (0-0)	—
Totals (4 years)		61-42 (.28-28)	

^ Baylor did not play a non-conference schedule due to NCAA sanctions

% NCAA Tournament cancelled due to COVID-19

13-1

Record in Overtime Games

BY THE NUMBER

- 2021 NCAA Champions
- 2013 NIT Champions
- 2021, 2022 Big 12 Regular-Season Champions
- NCAA Tournaments [11 Appearances]
- [2008, 2010, 2012, 2014, 2015, 2016, 2017, 2019, 2021, 2022, 2023]
- NCAA Final Four [2021]
- NCAA Elite Eight [2010, 2012, 2021, 2023]
- NCAA Sweet 16 [2010, 2012, 2014, 2017, 2021, 2023]
- 13 All-Americans [2 Consensus]
- 64 All-Big 12 Selections [11 on First Team]

RECORD BREAKDOWN

Overall: 63-42 (30-28 Big 12) *only 2013 games count toward official record
First 4 wins came as an interim head coach at Baylor

- 1/5/13 - Baylor 86, Texas 79 [OT] [Waco, Texas]*
- 1/8/13 - Baylor 82, at Texas Tech 48 [Lubbock, Texas]*
- 11/28/20 - Baylor 112, Louisiana 82 [Las Vegas, Nev.]
- 11/29/20 - Baylor 86, Washington 52 [Las Vegas, Nev.]

HIGHS/LOWS OF THE JEROME TANG ERA [2023-present]

Individual

Category	Kansas State	Opponent
Points	36 - Markquis Nowell at Texas (1/3/23)	38 - Jalen Wilson, Kansas (1/17/23)
Points in a Half	24 - Markquis Nowell at West Virginia (3/4/23) 24 - Cam Carter vs. Miami (11/19/23)	22 - Payton Sandfort, Iowa (3/19/24)
Field Goals Made	12 - Cam Carter vs. Miami (11/19/23)	12 - Jalen Wilson, Kansas (1/17/23) 12 - Hunter Dickinson, Kansas (1/18/25)
Field Goals Attempted	22 - Cam Carter vs. Miami (11/19/23) 22 - Dug McDaniel vs. Arizona (2/11/25)	25 - Jalen Wilson, Kansas (1/17/23)
Highest FG Percentage (min. 5 made)	100.0 (9-of-9) - Keyontae Johnson at Butler (11/30/22) 100.0 (9-of-9) - David N'Guessan vs. Abilene Christian (12/6/22) 100.0 (5-of-5) - Will McNair Jr. at West Virginia (1/9/24) 100.0 (6-of-6) - David N'Guessan vs. Cleveland State (11/9/24)	100.0 (6-of-6) - Dillon Mitchell, Texas (3/13/24) 100.0 (5-of-5) - Daimion Collins, LSU (11/14/24)
Highest FG Percentage (min. 10 made)	76.9 (10-of-13) - Arthur Kaluma vs. Villanova (12/5/23)	73.3 (11-of-15) - Abou Ousmane, Oklahoma State (1/7/25)
3-Point Field Goals Made	6 - Markquis Nowell at Texas (1/3/23) 6 - Markquis Nowell at West Virginia (3/4/23) 6 - Tylor Perry vs. South Dakota State (11/13/23) 6 - Tylor Perry vs. UCF (1/6/24) 6 - Tylor Perry vs. West Virginia (2/26/24) 6 - Tylor Perry at Cincinnati (3/2/24) 6 - Brendan Hausen vs. Cleveland State (11/9/24) 6 - Brendan Hausen at St. John's (12/7/24)	8 - Mitch Mascari, Drake (12/17/24)
3-Point Field Goals Attempted	12 - Markquis Nowell at West Virginia (3/4/23) 12 - Tylor Perry vs. USC (11/6/23) 12 - Tylor Perry vs. Oral Roberts (11/28/23) 12 - Tylor Perry at Iowa (3/19/24) 12 - Brendan Hausen vs. Liberty (11/24/24)	14 - Erik Stevenson, West Virginia (3/4/23)
3-Point Field Goal Percentage (min. 3 made)	100.0 (5-of-5) - Brendan Hausen vs. Oklahoma State (1/29/25)	80.0 (4-of-5) - Nicolas Timberlake, Kansas (3/5/24) 80.0 (8-of-10) - Mitch Mascari, Drake (12/17/24)
Free Throws	14 - Tylor Perry vs. Providence (11/17/23)	14 - Kedrian Johnson, West Virginia (3/4/23)
Free Throws Attempted	14 - Tylor Perry vs. Providence (11/17/23)	16 - Keyonte George, Baylor (1/7/23)
Free Throw Percentage (min. 5 made)	100.0 (14-of-14) - Tylor Perry vs. Providence (11/17/23)	100.0 - 11 times
Offensive Rebounds	10 - David N'Guessan vs. New Orleans (11/5/24)	11 - Juwan Gary, Nebraska (12/17/23)
Defensive Rebounds	13 - Arthur Kaluma vs. Chicago State (1/2/24)	14 - Hunter Dickinson, Kansas (3/5/24)
Total Rebounds	17 - David N'Guessan at TCU (1/4/25)	20 - Hunter Dickinson, Kansas (3/5/24)
Assists	\$19 - Markquis Nowell vs. Michigan State (3/23/23)	11 - Mike Miles Jr., TCU (1/14/23) 11 - Dajuan Harri Jr., Kansas (1/17/23) 11 - Jacari Lane, North Alabama (12/2/23)
Blocks	5 - Nae'Owan Tomlin vs. Rhode Island (11/21/22) 5 - Will McNair Jr. at Texas Tech (1/13/24) 5 - Coleman Hawkins vs. Kansas (2/8/25)	8 - Moustapha Thiam, UCF (2/26/25)
Steals	7 - Markquis Nowell vs. West Virginia (12/31/22)	6 - Micah Peavy, TCU (2/7/23) 6 - Kedrian Johnson, West Virginia (3/4/23) 6 - Charlie Easley, South Dakota State (11/13/23) 6 - Keshon Gilbert, Iowa State (3/14/24)
Minutes Played	45 - Keyontae Johnson vs. Michigan State (3/23/23) 45 - Tylor Perry vs. Kansas (2/5/24)	45 - Jalen Wilson, Kansas (1/17/23) 45 - Isaac McBride, Oral Roberts (11/29/23) 45 - Kareem Thompson, Oral Roberts (11/29/23) 45 - Daniel Abreu, Drake (12/17/24) 45 - Bennett Stirtz, Drake (12/17/24)

Team

K-State High	K-State Low	Category	Opponent High	Opponent Low
\$120 vs. UAPB (12/1/24)	46 vs. Nebraska (12/17/23)	Points Scored	103 by Texas (1/3/23)	49 by Cincinnati (3/5/25)
40 vs. UAPB (12/1/24)	16 twice	Field Goals	35 by Texas (1/3/23)	18 4 times
75 vs. Central Arkansas (11/22/23)	45 vs. Cleveland State (11/9/24)	Field Goals Attempted	77 by West Virginia (2/26/24)	47 by California (11/11/22)
61.5 vs. UAPB (12/1/24)	26.7 vs. Nebraska (12/17/23)	FG Percentage	57.1 by Iowa State (1/24/23)	27.9 by Central Arkansas (11/22/23)
21 vs. UAPB (12/1/24)	1 twice	3-Point Field Goals Made	13 twice	1 by Iowa State (3/14/24)
\$40 vs. UAPB (12/1/24)	12 vs. Abilene Christian (12/6/22)	3-Point Field Goals Attempted	37 by Arizona State (2/4/25)	10 by Wichita State (12/21/24)
56.3 at Iowa State (1/24/23)	5.3 vs. Arizona (2/11/25)	3-Point Field Goal Percentage	56.3 by Drake (12/17/24)	7.1 by Iowa State (3/14/24)
34 vs. North Alabama (12/2/23)	2 twice	Free Throws	29 by Baylor (1/7/23)	1 by Nebraska (12/17/23)
48 vs. North Alabama (12/2/23)	3 at Butler (11/30/22)	Free Throws Attempted	39 twice	4 by Nebraska (12/17/23)
100.0 vs. Villanova (12/5/23)	40.0 twice	Free Throw Percentage	100.0 by Mississippi Valley State (11/19/24)	25.0 by Nebraska (12/17/23)
29 at TCU (1/4/25)	2 twice	Offensive Rebounds	23 twice	3 by Iowa State (3/8/25)
38 vs. Florida (1/28/23)	14 at Iowa State (1/24/23)	Defensive Rebounds	36 by St. John's (12/7/24)	13 by Cleveland State (11/9/24)
63 vs. Central Arkansas (11/22/23)	20 twice	Total Rebounds	57 by Nebraska (12/17/23)	22 3 times
27 twice	8 vs. Cincinnati (12/30/24)	Fouls	28 by North Alabama (12/2/23)	8 by TCU (1/14/23)
2 twice	0 84 times	Fouled Out	3 4 times	0 75 times
30 vs. UAPB (12/1/24)	6 at BYU (2/15/25)	Assists	22 twice	5 by Wichita State (12/3/22)
23 at Texas Tech (2/11/23)	5 twice	Turnovers	26 by UTRGV (11/7/22)	4 by Baylor (1/22/25)
9 twice	0 7 times	Blocks	9 by Kansas (1/31/23)	0 4 times
16 vs. UAPB (12/1/24)	1 vs. Texas (3/13/24)	Steals	15 by TCU (1/14/23)	1 by Kansas (1/18/25)
56 vs. Miami (11/19/23)	18 6 times	Points in Paint	54 by TCU (1/14/23)	12 by Central Arkansas (11/22/23)
32 vs. UAPB (12/1/24)	4 3 times	Points off Turnovers	31 by Oklahoma State (1/7/25)	2 by Michigan State (3/23/23)
\$34 vs. Central Arkansas (11/22/23)	0 twice	2nd Chance Points	25 by TCU (3/9/23)	0 by UIW (12/11/22)
24 vs. Oklahoma (3/1/23)	0 vs. TCU (3/9/23)	Fast Break Points	\$32 vt TCU (1/14/23)	0 by Arizona State (2/23/25)
\$68 vs. UAPB (12/1/24)	2 twice	Bench Points	42 by BYU (2/24/24)	2 by Kansas (2/5/24)
63 vs. UAPB (12/1/24)	19 vs. Oklahoma (1/30/24)	Points/1st Half	56 by Houston (11/11/25)	16 by Florida (1/28/23)
61.8 vs. Texas (1/3/23)	23.1 twice	FG Percentage/1st Half	62.5 by Oral Roberts (11/28/23)	17.9 by Central Arkansas (11/22/23)
58 vs. Texas (1/3/23)	12 vs. Nebraska (12/17/23)	Points/2nd Half	63 by Texas (1/3/23)	18 twice
70.4 vs. Oklahoma (3/1/23)	16.0 vs. Nebraska (12/17/23)	FG Percentage/2nd Half	68.2 by Kansas (1/18/25)	21.9 by Iowa State (2/18/23)
16 5 times	9 vs. Villanova (12/5/23)	Points/Overtime	13 by Providence (11/17/23)	6 twice
83.3 vs. Nevada (11/22/22)	33.3 vs. Kansas (1/17/23)	FG Percentage/Overtime	50.0 3 times	20.0 by West Virginia (2/26/24)

2024-25 RESULTS

Overall Record: 16-17 (Home: 10-6 // Away: 3-9 // Neutral: 3-2)

Big 12 Record: 9-11 (Home: 6-4 // Away: 3-7)

Date	Rk	Opponent	W/L	Score	Record [Big 12]	High Scorer	High Rebounds	High Assists	High Steals	High Blocks	Attend.
Oct. 29	rv/rv	1FORT HAYS STATE	W	70-56	—	Hausen (15)	N'Guessan (9)	Hawkins (6)	Three players (2)	Onyenso (2)	9,526
Nov. 5	rv/rv	NEW ORLEANS	W	89-65	1-0	N'Guessan (21)	N'Guessan (15)	McDaniel (8)	Two players (2)	Onyenso (2)	9,155
Nov. 9	rv/rv	CLEVELAND STATE	W	77-64	2-0	Hausen (22)	Two players (3)	Hawkins (5)	McDaniel (5)	Hawkins (4)	9,928
Nov. 14	rv/rv	LSU	L	65-76	2-1	Two players (16)	N'Guessan (5)	McDaniel (5)	Three players (2)	Hawkins (1)	9,507
Nov. 19	—/—	MISSISSIPPI VALLEY	W	74-56	3-1	Onyenso (18)	Hawkins (13)	Hawkins (4)	Hawkins (3)	Fall (2)	8,416
Nov. 22	—/—	2vs. George Washington	W	83-71	4-1	N'Guessan (17)	Two players (9)	McDaniel (5)	Hawkins (3)	Hawkins (2)	2,125
Nov. 24	—/—	2vs. Liberty	L	65-67	4-2	Hausen (14)	M. Jones (7)	Hawkins (4)	Five players (1)	Two players (1)	2,225
Nov. 25	—/—	2vs. Longwood	W	80-64	5-2	Hawkins (19)	Hawkins (10)	McDaniel (6)	McDaniel (4)	Hawkins (2)	2,225
Dec. 1	—/—	UAPB	W	120-73	6-2	Achor (21)	N'Guessan (8)	McDaniel (10)	McDaniel (5)	M. Jones (1)	7,971
Dec. 7	—/—	3@rv/rv St. John's	L	71-88	6-3	Hausen (27)	Hawkins (9)	M. Jones (4)	Hawkins (4)	Two players (2)	5,602
Dec. 17	—/—	4DRAKE	L	70-73 [OT]	6-4	Hawkins (16)	N'Guessan (9)	Hawkins (5)	Hawkins (4)	Hawkins (2)	9,210
Dec. 21	—/—	@Wichita State	L	65-84	6-5	Rich (20)	Hawkins (9)	Hawkins (8)	Rich (2)	Hawkins (3)	8,253
Dec. 30	—/—	16/17 CINCINNATI*	W	70-67	7-5 [1-0]	Hawkins (20)	Hawkins (10)	Hausen (4)	Hawkins (4)	Two players (1)	9,970
Jan. 4	—/—	@TCU*	L	62-63	7-6 [1-1]	McDaniel (12)	N'Guessan (17)	McDaniel (5)	McDaniel (2)	Hawkins (2)	6,108
Jan. 7	—/—	@Oklahoma State*	L	66-79	7-7 [1-2]	Hawkins (18)	N'Guessan (12)	N'Guessan (4)	Hawkins (3)	Two players (2)	5,540
Jan. 11	—/—	12/11 HOUSTON*	L	57-87	7-8 [1-3]	Hausen (15)	Two players (5)	Three players (4)	Three players (1)	—	8,332
Jan. 14	—/—	TEXAS TECH*	L	57-61	7-9 [1-4]	Hausen (13)	M. Jones (9)	Hawkins (3)	Three players (2)	Two players (1)	8,019
Jan. 18	—/—	@9/10 Kansas*	L	74-84	7-10 [1-5]	Hawkins (15)	Hawkins (7)	Hawkins (10)	Castillo (2)	Hawkins (1)	15,300
Jan. 22	—/—	@Baylor*	L	62-70	7-11 [1-6]	N'Guessan (13)	N'Guessan (11)	Hawkins (7)	Two players (1)	N'Guessan (2)	7,500
Jan. 25	—/—	23/23 WEST VIRGINIA*	W	73-60	8-11 [2-6]	McDaniel (15)	Two players (7)	McDaniel (6)	McDaniel (2)	N'Guessan (4)	9,018
Jan. 29	—/—	OKLAHOMA STATE*	W	85-57	9-11 [3-6]	Hausen (18)	Hawkins (9)	Two players (6)	Three players (3)	Hawkins (3)	8,542
Feb. 1	—/—	@3/3 Iowa State*	W	80-61	10-11 [4-6]	McDaniel (20)	N'Guessan (8)	McDaniel (5)	Hawkins (4)	N'Guessan (3)	14,267
Feb. 4	—/—	@Arizona State*	W	71-70	11-11 [5-6]	N'Guessan (22)	Two players (8)	McDaniel (9)	M. Jones (2)	Ikegwuruka (1)	7,362
Feb. 8	—/—	16/17 KANSAS*	W	81-73	12-11 [6-6]	N'Guessan (20)	N'Guessan (7)	McDaniel (11)	Two players (2)	Hawkins (5)	11,010
Feb. 11	—/—	13/13 ARIZONA*	W	73-70	13-11 [7-6]	McDaniel (24)	Two players (7)	Hawkins (4)	McDaniel (5)	Three players (1)	8,914
Feb. 15	—/—	@BYU*	L	65-80	13-12 [7-7]	McDaniel (22)	Hawkins (8)	N'Guessan (3)	McDaniel (2)	—	17,228
Feb. 17	—/—	@Utah*	L	69-74	13-13 [7-8]	Hausen (17)	N'Guessan (7)	Hawkins (7)	Two players (2)	Onyenso (4)	7,537
Feb. 23	—/—	ARIZONA STATE*	L	54-66	13-14 [7-9]	N'Guessan (20)	N'Guessan (13)	McDaniel (7)	Two players (2)	N'Guessan (2)	9,121
Feb. 26	—/—	@UCF*	L	76-80	13-15 [7-10]	M. Jones (22)	Five players (4)	McDaniel (9)	M. Jones (2)	Onyenso (3)	7,003
Mar. 2	—/—	COLORADO*	W	65-56	14-15 [8-10]	N'Guessan (21)	N'Guessan (8)	McDaniel (7)	McDaniel (3)	Onyenso (3)	8,832
Mar. 5	—/—	@Cincinnati*	W	54-49	15-15 [9-10]	N'Guessan (18)	N'Guessan (10)	Two players (4)	Two players (2)	Two players (1)	10,814
Mar. 8	—/—	10/10 IOWA STATE*	L	57-73	15-16 [9-11]	N'Guessan (19)	Hawkins (9)	McDaniel (6)	Castillo (2)	Two players (2)	8,720
Mar. 11	—/—	5vs. [15] Arizona State	W	71-66	16-16	Hawkins (26)	Two players (8)	McDaniel (5)	McDaniel (2)	Hawkins (2)	12,929
Mar. 12	—/—	5vs. [7] Baylor	L	56-70	16-17	N'Guessan (20)	N'Guessan (10)	McDaniel (5)	Three players (1)	—	15,431

1 – Exhibition (Bramlage Coliseum, Manhattan, Kan.)
2 – U.S. Virgin Islands Paradise Jam (UVI Sports & Fitness Center, St. Thomas, U.S.V.I.)
3 – BIG EAST/Big 12 Battle (Carnesecca Arena, Queens, N.Y.)
4 – Wildcat Classic (T-Mobile Center; Kansas City, Mo.)
5 – Phillips 66 Big 12 Conference Tournament (T-Mobile Center; Kansas City, Mo.)
* – Big 12 Conference game

Attendance / Record Summary

► Overall

Site	G	W-L	Total	Avg.	High
Home	16	10-6	144,665	9,042	11,010 vs. Kansas (2/8/25)
Away	12	3-9	112,514	9,376	17,228 at BYU (2/15/25)
Neutral	5	3-2	34,696	6,939	15,431 vs. Baylor (3/12/25)
Total	33	16-17	291,875	8,845	17,228 at BYU (2/15/25)

► Big 12

Site	G	W-L	Total	Avg.	High
Home	10	6-4	90,478	9,048	11,010 vs. Kansas (2/8/25)
Away	10	3-7	98,661	9,866	17,228 at BYU (2/15/25)
Neutral	—	—	—	—	—
Total	20	9-11	189,139	9,457	17,228 at BYU (2/15/25)

Win/Loss Margin

	1	2	3	4	5	6	7	8	9	10	11	12	13	14	15	16	17	18	19	20-24	25+
Wins (16)	1		2		2			1	1			1	2			1		1	1	1	2
Losses (17)	1	1	1	2	1			1		1	1	1	1	1	1	1	1				1

Largest Leads / Deficits

► When Leading

Largest Margin of Victory	47 vs. UAPB (12/1/24)
Largest Overall Lead	47 vs. UAPB (12/1/24)
Largest Halftime Lead	30 vs. UAPB (12/1/24)
Largest Lead in a Loss	12 at Baylor (1/22/25)
Largest Halftime Lead in a Loss	4, 4 times
Largest K-State Run	29-7 vs. New Orleans (11/5/24)

► When Trailing

Largest Margin of Defeat	30 vs. Houston (1/11/25)
Largest Overall Deficit	32 vs. Houston (1/11/25)
Largest Halftime Deficit	22 vs. Houston (1/11/25)
Largest Deficit Overcome in a Win	16 at Arizona State (2/4/25)
Largest Halftime Deficit in a Win	3 at Cincinnati (3/5/25)
Largest Opponent Run	26-8 by Drake (12/17/24)



2024-25 SEASON BOX SCORE

Game Records

Record	Overall	Home	Away	Neutral
ALL GAMES	16-17	10-6	3-9	3-2
CONFERENCE	9-11	6-4	3-7	0-0
NON-CONFERENCE	7-6	4-2	0-2	3-2

Score by Periods

Team	1st	2nd	OT	TOT
Kansas St.	1109	1221	7	2337
Opponents	1064	1223	10	2297

Team Box Score

No.	Player				Total		3-Point		F-Throw		Rebounds											
		GP-GS	MIN	AVG	FG-FGA	FG%	3FG-3FGA	3FG%	FT-FTA	FT%	OFF	DEF	TOT	AVG	PF	DQ	A	TO	BLK	STL	PTS	AVG
1	N'GUESSAN, David	33-33	980:38	29.7	179-278	.644	6-22	.273	74-124	.597	98	140	238	7.2	82	1	46	42	28	26	438	13.3
0	MCDANIEL, Dug	32-23	1031:60	32.2	145-384	.378	34-132	.258	42-58	.724	11	78	89	2.8	41	0	158	85	0	54	366	11.4
11	HAUSEN, Brendan	33-33	910:37	27.6	108-277	.390	90-232	.388	54-66	.818	5	77	82	2.5	41	0	28	22	3	19	360	10.9
33	HAWKINS, Coleman	30-30	1008:52	33.6	120-299	.401	36-119	.303	45-78	.577	56	151	207	6.9	75	0	129	86	39	54	321	10.7
2	JONES, Max	33-33	984:09	29.8	110-275	.400	45-131	.344	61-80	.763	49	85	134	4.1	82	0	61	47	9	28	326	9.9
14	ACHOR, Achor	7-0	92:37	13.2	20-37	.541	3-9	.333	8-12	.667	7	12	19	2.7	18	0	5	9	0	5	51	7.3
23	RICH, Macaleab	13-0	163:13	12.6	29-45	.644	4-7	.571	15-18	.833	9	20	29	2.2	26	0	2	13	0	5	77	5.9
3	JONES, CJ	33-9	622:12	18.9	70-172	.407	17-55	.309	31-46	.674	8	48	56	1.7	66	2	48	32	5	18	188	5.7
34	ONYENSO, Ugonna	24-2	264:45	11.0	28-40	.700	0-0	.000	10-13	.769	23	35	58	2.4	25	0	2	6	21	7	66	2.8
21	FALL, Baye	4-0	26:07	6.5	5-8	.625	0-0	.000	0-0	.000	4	2	6	1.5	5	0	0	3	3	0	10	2.5
10	CASTILLO, David	32-2	318:47	10.0	19-86	.221	17-67	.254	22-25	.880	0	18	18	0.6	22	0	24	19	1	13	77	2.4
4	IKEGWURUKA, Mobi	24-0	191:39	8.0	21-35	.600	0-0	.000	9-17	.529	18	39	57	2.4	27	0	2	9	5	14	51	2.1
15	MANNING, Taj	8-0	21:20	2.7	2-4	.500	2-4	.500	0-0	.000	1	5	6	0.8	4	0	0	1	0	1	6	0.8
5	BAIN, Spencer	6-0	08:05	1.3	0-3	.000	0-3	.000	0-0	.000	1	0	1	0.2	1	0	0	1	0	0	0	0.0
Team											49	69	118					24				
Total		33	6625		856-1943	.441	254-781	.325	371-537	.691	339	779	1118	33.9	515	3	505	399	114	244	2337	70.8
Opponents		33	6625		837-1931	.433	217-689	.315	406-553	.734	361	814	1175	35.6	530	4	463	407	117	221	2297	69.6


Team Statistics			Team Results				
	KSTATE	OPP	Date	Opponent		Score	Att.
Scoring	2337	2297	11/05/2024	New Orleans	W	89-65	9155
Points per game	70.8	69.6	11/09/2024	Cleveland St.	W	77-64	9928
Scoring margin	+1.2	-	11/14/2024	LSU	L	65-76	9507
Field goals-att	856-1943	837-1931	11/19/2024	Mississippi Val.	W	74-56	8416
Field goal pct	.441	.433	11/22/2024	vs George Washington	W	83-71	2125
3 point fg-att	254-781	217-689	11/24/2024	vs Liberty	L	65-67	2225
3-point FG pct	.325	.315	11/25/2024	vs Longwood	W	80-64	1986
3-pt FG made per game	7.7	6.6	12/01/2024	Ark.-Pine Bluff	W	120-73	7971
Free throws-att	371-537	406-553	12/07/2024	at St. John's (NY)	L	71-88	5602
Free throw pct	.691	.734	12/17/2024	Drake	Lot	70-73	9210
F-Throws made per game	11.2	12.3	12/21/2024	at Wichita St.	L	65-84	8253
Rebounds	1118	1175	12/30/2024	Cincinnati	W	70-67	9970
Rebounds per game	33.9	35.6	01/04/2025	at TCU	L	62-63	6108
Rebounding margin	-1.7	-	01/07/2025	at Oklahoma St.	L	66-79	5540
Assists	505	463	01/11/2025	Houston	L	57-87	8332
Assists per game	15.3	14.0	01/14/2025	Texas Tech	L	57-61	8019
Turnovers	399	407	01/18/2025	at Kansas	L	74-84	15300
Turnovers per game	12.1	12.3	01/22/2025	at Baylor	L	62-70	7500
Turnover margin	+0.2	-	01/25/2025	West Virginia	W	73-60	9018
Assist/turnover ratio	1.3	1.1	01/29/2025	Oklahoma St.	W	85-57	8542
Steals	244	221	02/01/2025	at Iowa St.	W	80-61	14267
Steals per game	7.4	6.7	02/04/2025	at Arizona St.	W	71-70	7362
Blocks	114	117	02/08/2025	Kansas	W	81-73	11010
Blocks per game	3.5	3.5	02/11/2025	Arizona	W	73-70	8914
Winning streak	0	-	02/15/2025	at BYU	L	65-80	17228
Home win streak	0	-	02/17/2025	at Utah	L	69-74	7537
Attendance	144665	112514	02/23/2025	Arizona St.	L	54-66	9121
Home games-Avg/Game	16-9042	12-9376	02/26/2025	at UCF	L	76-80	7003
Neutral site-Avg/Game	-	5-6939	03/02/2025	Colorado	W	65-56	8832
			03/05/2025	at Cincinnati	W	54-49	10814
			03/08/2025	Iowa St.	L	57-73	8720
			03/11/2025	vs Arizona St.	W	71-66	12929
			03/12/2025	vs Baylor	L	56-70	15431

2024-25 GAME-BY-GAME STATISTICS

Opponent	W/L	1H	2H	OT	TOT	+/-	FGM-A	Pct.	3FM-A	Pct.	FTM-A	Pct.	OR	DR	TOT	+/-	A	TO	TO Mar	BLK	STL	PF
KANSAS STATE	W	44	45	—	89	+24	34-73	46.6	13-34	38.2	8-12	66.7	19	26	45	+10	24	9	+3	6	7	12
New Orleans		32	33	—	65		25-64	39.1	9-20	45.0	6-7	85.7	14	21	35		13	12		3	7	13
KANSAS STATE	W	36	41	—	77	+13	26-45	57.8	10-19	52.6	15-26	57.7	7	18	25	-6	16	19	+1	6	12	17
Cleveland State		24	40	—	64		23-60	38.3	6-18	33.3	12-16	75.0	18	13	31		12	20		3	13	20
KANSAS STATE	L	31	34	—	65	-11	23-61	37.7	5-21	23.8	14-20	70.0	8	17	25	-18	13	7	+9	1	7	17
LSU		43	33	—	76		27-54	50.0	8-24	33.3	14-18	77.8	11	32	43		19	16		2	3	19
KANSAS STATE	W	25	49	—	74	+18	23-64	35.9	3-23	13.0	25-27	92.6	21	24	45	+17	15	10	+7	5	8	12
Mississippi Valley State		23	33	—	56		20-53	37.7	8-19	42.1	8-8	100.0	7	21	28		12	17		3	7	19
KANSAS STATE	W	46	37	—	83	+12	29-56	51.8	9-26	34.6	16-27	59.3	11	31	42	+14	19	14	-4	3	9	22
vs. George Washington		27	44	—	71		20-55	36.4	8-25	32.0	23-33	69.7	7	21	28		9	10		2	9	23
KANSAS STATE	L	29	36	—	65	-2	27-60	45.0	7-24	29.2	4-5	80.0	11	22	33	+2	11	13	0	2	5	11
vs. Liberty		32	35	—	67		24-53	45.3	9-20	45.0	10-14	71.4	9	22	31		13	13		0	7	10
KANSAS STATE	W	44	36	—	80	+16	33-56	58.9	11-20	55.0	3-5	60.0	8	28	36	+12	15	18	-5	3	8	19
vs. Longwood		36	28	—	64		24-58	41.4	2-15	13.3	14-19	73.7	8	16	24		8	13		4	8	13
KANSAS STATE	W	63	57	—	120	+47	40-65	61.5	21-40	52.5	19-26	73.1	10	26	36	+8	30	13	+7	1	16	11
UAPB		30	40	—	73		32-68	47.1	6-28	21.4	3-6	50.0	11	17	28		16	20		2	6	17
KANSAS STATE	L	39	32	—	71	-17	25-71	35.2	8-25	32.0	13-20	65.0	12	28	40	-11	10	8	0	4	5	16
@St. John's		35	53	—	88		32-75	42.7	8-27	29.6	16-17	94.1	15	36	51		17	8		7	4	17
KANSAS STATE	L	27	36	7	70	-3	26-52	50.0	7-21	33.3	11-20	55.0	8	18	26	-5	21	13	+1	3	12	15
Drake		36	27	10	73		24-49	49.0	9-16	56.3	16-22	72.7	8	23	31		14	14		2	8	18
KANSAS STATE	L	33	32	—	65	-19	25-69	36.2	9-32	28.1	6-15	40.0	16	22	38	-4	16	12	-4	9	3	18
@Wichita State		29	55	—	84		30-59	50.8	4-10	40.0	20-22	90.9	9	33	42		14	8		8	9	14
KANSAS STATE	W	31	39	—	70	+3	24-55	43.6	6-20	30.0	16-20	80.0	7	23	30	-6	14	11	+4	2	7	8
Cincinnati		29	38	—	67		28-60	46.7	7-19	36.8	4-7	57.1	10	26	36		11	15		2	8	16
KANSAS STATE	L	24	38	—	62	-1	27-69	39.1	6-28	21.4	2-5	40.0	18	29	47	+11	16	12	-6	4	3	19
@TCU		27	36	—	63		24-61	39.3	6-15	40.0	9-16	56.3	10	26	36		10	6		3	4	13
KANSAS STATE	L	24	42	—	66	-13	24-47	51.1	3-14	21.4	15-20	75.0	7	23	30	+1	13	19	-7	5	9	16
@Oklahoma State		43	36	—	79		28-59	47.5	9-21	42.9	14-18	77.8	11	18	29		15	12		3	11	19
KANSAS STATE	L	24	33	—	57	-30	19-47	40.4	10-25	40.0	9-14	64.3	2	18	20	-24	16	15	-10	0	3	17
Houston		46	41	—	87		34-69	49.3	6-14	42.9	13-20	65.0	16	28	44		13	5		4	8	16
KANSAS STATE	L	33	24	—	57	-4	19-52	36.5	9-30	30.0	10-12	83.3	6	18	24	-11	10	10	+4	2	8	13
Texas Tech		31	30	—	61		26-52	50.0	5-13	38.5	4-7	57.1	9	26	35		18	14		3	4	12
KANSAS STATE	L	29	45	—	74	-10	27-59	45.8	6-26	23.1	14-19	73.7	9	16	25	-10	19	5	+5	1	5	17
@Kansas		39	45	—	84		31-56	55.4	6-16	37.5	16-21	76.2	12	23	35		16	10		4	1	13
KANSAS STATE	L	30	32	—	62	-8	24-55	43.6	9-24	37.5	5-9	55.6	10	22	32	-3	16	9	-5	4	2	19
@Baylor		26	44	—	70		21-56	37.5	11-29	37.9	17-21	81.0	13	22	35		14	4		2	3	15
KANSAS STATE	W	42	31	—	73	+13	26-55	47.3	6-17	35.3	15-22	68.2	12	28	40	+4	16	11	-1	7	7	14
West Virginia		18	42	—	60		25-68	36.8	4-21	19.0	6-8	75.0	14	22	36		14	10		2	8	23
KANSAS STATE	W	45	40	—	85	+28	30-57	52.6	12-23	52.2	13-18	72.2	7	24	31	0	17	14	+7	5	15	15
Oklahoma State		23	34	—	57		21-53	39.6	6-19	31.6	9-15	60.0	10	21	31		12	21		3	8	17
KANSAS STATE	W	37	43	—	80	+19	26-58	44.8	10-20	50.0	18-21	85.7	14	25	39	+10	12	18	0	5	11	22
@Iowa State		35	26	—	61		19-52	36.5	8-18	44.4	15-19	78.9	11	18	29		10	18		4	8	17
KANSAS STATE	W	35	36	—	71	+1	27-58	46.6	10-26	38.5	7-10	70.0	8	30	38	+4	20	11	-4	1	5	15
@Arizona State		32	38	—	70		22-57	38.6	12-37	32.4	14-21	66.7	10	24	34		14	7		4	3	12
KANSAS STATE	W	44	37	—	81	+8	33-66	50.0	11-27	40.7	4-6	66.7	5	25	30	-6	23	10	+4	6	7	12
Kansas		36	37	—	73		30-60	50.0	6-19	31.6	7-12	58.3	8	28	36		22	14		2	6	10
KANSAS STATE	W	35	38	—	73	+3	28-62	45.2	1-19	5.3	16-26	61.5	7	26	33	-13	9	10	+7	3	14	15
Arizona		29	41	—	70		26-63	41.3	2-22	9.1	16-19	84.2	13	33	46		13	17		4	7	19
KANSAS STATE	L	22	43	—	65	-15	25-61	41.0	6-21	28.6	9-17	52.9	14	17	31	-10	6	12	0	0	5	17
@BYU		40	40	—	80		27-55	49.1	6-23	26.1	20-26	76.9	14	27	41		18	12		7	6	19
KANSAS STATE	L	32	37	—	69	-5	26-60	43.3	11-25	44.0	6-10	60.0	6	22	28	-23	19	11	+1	8	6	22
@Utah		32	42	—	74		24-63	38.1	3-19	15.8	23-30	76.7	21	30	51		16	12		5	6	15
KANSAS STATE	L	28	26	—	54	-12	22-66	33.3	5-26	19.2	5-8	62.5	17	26	43	+10	13	14	-2	3	8	11
Arizona State		34	32	—	66		25-54	46.3	9-25	36.0	7-10	70.0	5	28	33		15	12		4	8	10
KANSAS STATE	L	34	42	—	76	-4	27-65	41.5	7-22	31.8	15-21	71.4	16	19	35	-6	14	13	+2	3	6	20
@UCF		41	39	—	80		27-60	45.0	7-29	24.1	19-25	76.0	16	25	41		14	15		8	8	23
KANSAS STATE	W	33	32	—	65	+9	21-61	34.4	7-21	33.3	16-19	84.2	9	26	35	-1	13	8	+7	3	8	13
Colorado		22	34	—	56		22-56	39.3	4-23	17.4	8-14	57.1	6	30	36		16	15		6	8	15
KANSAS STATE	W	22	32	—	54	+5	22-54	40.7	3-18	16.7	7-10	70.0	8	28	36	-1	13	12	-2	2	6	11
@Cincinnati		25	24	—	49		21-57	36.8	2-18	11.1	5-11	45.5	10	27	37		11	10		4	5	12
KANSAS STATE	L	26	31	—	57	-16	20-53	37.7	2-21	9.5	15-22	68.2	10	22	32	+2	15	17	-6	4	7	21
Iowa State		34	39	—	73		24-51	47.1	7-20	35.0	18-22	81.8	3	27	30		17	11		2	11	23
KANSAS STATE	W	38	33	—	71	+5	27-54	50.0	8-18	44.4	9-12	75.0	7	29	36	+1	11	13	-3	3	7	17
vs. Arizona State		31	35	—	66		23-60	38.3	7-26	26.9	13-19	68.4	12	23	35		11	10		3	4	17
KANSAS STATE	L	24	32	—	56	-14	21-57	36.8	3-25	12.0	11-13	84.6	9	23	32	-5	10	7	-1	0	3	13
vs. Baylor		41	29	—	70		28-61	45.9	7-21	33.3	7-10	70.0	10	27	37		16	6		3	5	12



2024-25 SUPERLATIVES



Individual

Category	Kansas State	Opponent
Points Scored	27 - Brendan Hausen at St. John's (12/7/24)	30 - V.J. Edgecombe, Baylor (1/22/25)
Field Goals	10 - David N'Guessan vs. New Orleans (11/5/24) 10 - Dug McDaniel vs. Arizona (2/11/25) 10 - Coleman Hawkins vs. Arizona State (3/11/25)	12 - Hunter Dickinson, Kansas (1/18/25)
Field Goals Attempted	22 - Dug McDaniel vs. Arizona (2/11/25)	20 - James White, New Orleans (11/5/24)
Highest FG Percentage (min. 5 made)	100.0 (6-of-6) - David N'Guessan vs. Cleveland State (11/9/24)	100.0 (5-of-5) - Daimion Collins, LSU (11/14/24)
Highest FG Percentage (min. 10 made)	71.4 (10-of-14) - David N'Guessan vs. New Orleans (11/5/24)	73.3 (11-of-15) - Abou Ousmane, Oklahoma State (1/7/25)
3-Point Field Goals Made	6 - Brendan Hausen vs. Cleveland State (11/9/24) 6 - Brendan Hausen at St. John's (12/7/24)	8 - Mitch Mascari, Drake (12/17/24)
3-Point Field Goals Attempted	12 - Brendan Hausen vs. Liberty (11/24/24)	10 - Mitch Mascari, Drake (12/17/24) 10 - Darius Johnson, UCF (2/26/25)
3-Point Field Goal Percentage (min. 3 made)	100.0 (5-of-5) - Brendan Hausen vs. Oklahoma State (1/29/25)	80.0 (8-of-10) - Mitch Mascari, Drake (12/17/24)
Free Throws	9 - Brendan Hausen at Iowa State (2/1/25)	11 - V.J. Edgecombe, Baylor (1/22/25) 11 - Curtis Jones, Iowa State (3/8/25)
Free Throws Attempted	10 - David N'Guessan vs. George Washington (11/22/24) 10 - Coleman Hawkins vs. West Virginia (1/25/25)	12 - V.J. Edgecombe, Baylor (1/22/25) 12 - Lawson Lovering, Utah (2/17/25) 12 - Keyshawn Hall, UCF (2/26/25) 12 - Curtis Jones, Iowa State (3/8/25)
Free Throw Percentage (min. 5 made)	100.0 (9-of-9) - Brendan Hausen vs. Oklahoma State (1/29/25) 100.0 (5-of-5) - Max Jones at Oklahoma State (1/7/25)	100.0 (5-of-5) - Zuby Ejiofor, St. John's (12/7/24) 100.0 (6-of-6) - Justin Hill, Wichita State (12/21/24) 100.0 (6-of-6) - Alston Mason, Arizona State (2/4/25) 100.0 (7-of-7) - Ezra Ausar, Utah (2/17/25)
Offensive Rebounds	10 - David N'Guessan vs. New Orleans (11/5/24)	9 - Zuby Ejiofor, St. John's (12/7/24)
Defensive Rebounds	11 - David N'Guessan at Oklahoma State (1/7/25)	11 - Norchad Omier, Baylor (3/12/25)
Total Rebounds	17 - David N'Guessan at TCU (1/4/25)	14 - Richie Saunders, BYU (2/15/25) 14 - Shawn Phillips Jr., Arizona State (3/11/25) 14 - Norchad Omier, Baylor (3/12/25)
Assists	11 - Dug McDaniel vs. Kansas (2/8/25)	10 - Elijah Hawkins, Texas Tech (1/14/25)
Blocked Shots	5 - Coleman Hawkins vs. Kansas (2/8/25)	8 - Moustapha Thiam, UCF (2/26/25)
Steals	5 - Dug McDaniel vs. Cleveland State (11/9/24) 5 - Dug McDaniel vs. UAPB (12/1/24) 5 - Dug McDaniel vs. Arizona (2/11/25)	4 - Jacoi Hutchinson, George Washington (11/22/24)
Minutes Played	40 - David N'Guessan vs. Drake (12/17/24) 40 - Coleman Hawkins at Kansas (1/18/25)	45 - Daniel Abreu, Drake (12/17/24) 45 - Bennett Stirtz, Drake (12/17/24)


Team

K-State High	K-State Low	Category	Opponent High	Opponent Low
\$120 vs. UAPB (12/1/24)	54 twice	Points Scored	88 by St. John's (12/7/24)	49^ by Cincinnati (3/5/25)
40 vs. UAPB (12/1/24)	19 twice	Field Goals	34 by Houston (1/11/25)	19 by Iowa State (2/1/25)
73 vs. New Orleans (11/5/24)	45 vs. Cleveland State (11/9/24)	Field Goals Attempted	75 by St. John's (12/7/24)	49 by Drake (12/17/24)
61.5 vs. UAPB (12/1/24)	33.3 vs. Arizona State (2/23/25)	FG Percentage	55.4 by Kansas (1/18/25)	36.4 by George Washington (11/22/24)
21 vs. UAPB (12/1/24)	1 vs. Arizona (2/11/25)	3-Point Field Goals Made	12 by Arizona State (2/4/25)	2 3 times
\$40 vs. UAPB (12/1/24)	14 at Oklahoma State (1/7/25)	3-Point Field Goals Attempted	37 by Arizona State (2/4/25)	10 by Wichita State (12/21/24)
55.0 vs. Longwood (11/25/24)	5.3 vs. Arizona (2/11/25)	3-Point Field Goal Percentage	56.3 by Drake (12/17/24)	9.1 by Arizona (2/11/25)
25 vs. Mississippi Valley State (11/19/24)	2 at TCU (1/4/25)	Free Throws	23 twice	3 by UAPB (12/1/24)
27 twice	5 3 times	Free Throws Attempted	33 by George Washington (11/22/24)	6 by UAPB (12/1/24)
92.6 vs. Mississippi Valley State (11/19/24)	40.0 twice	Free Throw Percentage	100.0 by Mississippi Valley State (11/19/24)	45.5 by Cincinnati (3/5/25)
29 at TCU (1/4/25)	2 vs. Houston (1/11/25)	Offensive Rebounds	21 by Utah (2/17/25)	3 by Iowa State (3/8/25)
31 vs. George Washington (11/22/24)	16 at Kansas (1/18/25)	Defensive Rebounds	36 by St. John's (12/7/24)	13 by Cleveland State (11/9/24)
47 at TCU (1/4/25)	20 vs. Houston (1/11/25)	Total Rebounds	51 twice	28 twice
22 3 times	8 vs. Cincinnati (12/30/24)	Fouls	23 4 times	10 3 times
1 3 times	0 30 times	Fouled Out	1 twice	0 29 times
30 vs. UAPB (12/1/24)	6 at BYU (2/15/25)	Assists	22 by Kansas (2/8/25)	8 by Longwood (11/25/24)
19 3 times	5 at Kansas (1/18/25)	Turnovers	21 by Oklahoma State (1/29/25)	4 by Baylor (1/22/25)
9 at Wichita State (12/21/24)	0 3 times	Blocked Shots	8 twice	0 twice
16 vs. UAPB (12/1/24)	2 at Baylor (1/22/25)	Steals	13 by Cleveland State (11/9/24)	1 by Kansas (1/18/25)
46 vs. Arizona (2/11/25)	18 twice	Points in Paint	52 by Houston (1/11/25)	16 twice
32 vs. UAPB (12/1/24)	4 twice	Points off Turnovers	31 by Oklahoma State (1/7/25)	5 3 times
22 vs. New Orleans (11/5/24)	1 vs. Houston (1/11/25)	2nd Chance Points	20 by Houston (1/11/25)	5 by Longwood (11/25/24)
20 twice	2 at Wichita State (12/21/24)	Fast Break Points	17 by Oklahoma State (1/29/25)	0 by Arizona State (2/23/25)
\$68 vs. UAPB (12/1/24)	2 at Cincinnati (3/5/25)	Bench Points	41 by BYU (2/15/25)	4 twice
63 vs. UAPB (12/1/24)	22 twice	Points/1st Half	56 by Houston (1/11/25)	18 by West Virginia (1/25/25)
57.1 vs. UAPB (12/1/24)	26.3 at TCU (1/4/25)	FG Percentage/1st Half	57.6 by Houston (1/11/25)	24.1 by West Virginia (1/25/25)
57 vs. UAPB (12/1/24)	24 vs. Texas Tech (1/14/25)	Points/2nd Half	55 by Wichita State (12/21/24)	24 by Cincinnati (3/5/25)
66.7 vs. UAPB (12/1/24)	26.5 vs. Arizona State (2/23/25)	FG Percentage/2nd Half	68.2 by Kansas (1/18/25)	27.3 by Iowa State (2/1/25)
7 vs. Drake (12/17/24)	—	Points/Overtime	10 by Drake (12/17/24)	—
20.0 vs. Drake (12/17/24)	—	FG Percentage/Overtime	50.0 by Drake (12/17/24)	—

S School record
^ Low under head coach Jerome Tang



2024-25 LINEUP COMBINATIONS / NCAA RANKINGS



WILDCATS IN NCAA RANKINGS

Team Stats in the Top 50		
Category	Stat	Ranking
None		

Player Stats in the Top 100			
Category	Player	Stat	Ranking
FG Percentage	David N'Guessan	64.4	5
Assists	Dug McDaniel	158	59
Assists/Game	Dug McDaniel	4.9	57
Off. Rebs/Game	David N'Guessan	2.97	55
Steals/Game	Coleman Hawkins	1.80	72
3-pt Attempts	Brendan Hausen	232	66
3-pt Percentage	Brendan Hausen	38.8	55
3-pters/Game	Brendan Hausen	2.73	67
Total 3-pt FGM	Brendan Hausen	90	57

QUICKEST / SLOWEST

Points	K-State quickest to...	Opponent slowest to...
First	19:44, 1st	17:07, 1st
	11/14/24 vs. LSU	11/24/24 by Liberty
10	17:16, 1st	9:56, 1st
	1/29/25 vs. Oklahoma St.	11/9/24 by Cleveland St.
20	14:32, 1st	19:32, 2nd
	12/1/24 vs. UAPB	1/25/25 by West Virginia
30	12:38, 1st	14:36, 2nd
	12/1/24 vs. UAPB	1/25/25 by West Virginia
40	8:19, 1st	9:07, 2nd
	12/1/24 vs. UAPB	11/9/24 by Cleveland St.
50	5:41, 1st	4:30, 2nd
	12/1/24 vs. UAPB	11/9/24 by Cleveland St.
60	1:38, 1st	0:17, 2nd
	12/1/24 vs. UAPB	1/14/25 by Texas Tech
70	17:50, 2nd	0:07, 2nd
	12/1/24 vs. UAPB	11/22/24 by GW
80	14:02, 2nd	2:54, 2nd
	12/1/24 vs. UAPB	12/7/24 by SJU
90	11:15, 2nd	—
	12/1/24 vs. UAPB	—
100	5:23, 2nd	—
	12/1/24 vs. UAPB	—

WILDCATS BY THE MONTH

Month	Record	PPG	Opp. PPG	Margin	FG%	Opp. FG%	3P%	Opp. 3P%	RPG	APG
November	5-2	76.1	66.1	+10.0	47.0	41.1	34.7	35.5	35.9	16.1
December	2-3	79.2	77.0	+2.2	44.9	46.9	37.0	34.0	34.0	18.2
January	2-6	67.0	70.1	-3.1	44.4	44.3	32.6	35.8	31.1	15.4
February	4-4	71.1	71.8	-0.6	43.1	43.1	32.8	27.6	34.6	14.5
March	3-2	60.6	62.8	-2.2	39.8	41.4	22.3	25.0	34.2	12.4

STARTING LINEUPS

Date	Opponent	G	G	G	G/W	W
11.5	NEW ORLEANS	C.J. Jones	Brendan Hausen	Max Jones	Coleman Hawkins	David N'Guessan
11.9	CLEVELAND STATE	C.J. Jones	Brendan Hausen	Max Jones	Coleman Hawkins	David N'Guessan
11.14	LSU	Dug McDaniel	Brendan Hausen	Max Jones	Coleman Hawkins	David N'Guessan
11.19	MISSISSIPPI VALLEY	C.J. Jones	Brendan Hausen	Max Jones	Coleman Hawkins	David N'Guessan
11.22	vs. George Washington	C.J. Jones	Brendan Hausen	Max Jones	Coleman Hawkins	David N'Guessan
11.24	vs. Liberty	C.J. Jones	Brendan Hausen	Max Jones	Coleman Hawkins	David N'Guessan
11.25	vs. Longwood	C.J. Jones	Brendan Hausen	Max Jones	Coleman Hawkins	David N'Guessan
12.1	UAPB	C.J. Jones	Brendan Hausen	Max Jones	Coleman Hawkins	David N'Guessan
12.7	@St. John's	C.J. Jones	Brendan Hausen	Max Jones	Coleman Hawkins	David N'Guessan
12.17	vs. Drake [Kansas City]	David Castillo	Brendan Hausen	Max Jones	Coleman Hawkins	David N'Guessan
12.21	@Wichita State	David Castillo	Brendan Hausen	Max Jones	Coleman Hawkins	David N'Guessan
12.30	16/17 CINCINNATI*	Dug McDaniel	Brendan Hausen	Max Jones	Coleman Hawkins	David N'Guessan
1.4	@TCU*	Dug McDaniel	Brendan Hausen	Max Jones	Coleman Hawkins	David N'Guessan
1.7	@Oklahoma State*	Dug McDaniel	Brendan Hausen	Max Jones	Coleman Hawkins	David N'Guessan
1.11	12/11 HOUSTON*	Dug McDaniel	Brendan Hausen	Max Jones	Coleman Hawkins	David N'Guessan
1.14	TEXAS TECH*	Dug McDaniel	Brendan Hausen	Max Jones	Coleman Hawkins	David N'Guessan
1.18	@9/10 Kansas*	Dug McDaniel	Brendan Hausen	Max Jones	Coleman Hawkins	David N'Guessan
1.22	@Baylor*	Dug McDaniel	Brendan Hausen	Max Jones	Coleman Hawkins	David N'Guessan
1.25	23/23 WEST VIRGINIA*	Dug McDaniel	Brendan Hausen	Max Jones	Coleman Hawkins	David N'Guessan
1.29	OKLAHOMA STATE*	Dug McDaniel	Brendan Hausen	Max Jones	Coleman Hawkins	David N'Guessan
2.1	@3/3 Iowa State*	Dug McDaniel	Brendan Hausen	Max Jones	Coleman Hawkins	David N'Guessan
2.4	@Arizona State*	Dug McDaniel	Brendan Hausen	Max Jones	Coleman Hawkins	David N'Guessan
2.8	16/17 KANSAS*	Dug McDaniel	Brendan Hausen	Max Jones	Coleman Hawkins	David N'Guessan
2.11	13/13 ARIZONA*	Dug McDaniel	Brendan Hausen	Max Jones	Coleman Hawkins	David N'Guessan
2.15	@BYU*	Dug McDaniel	Brendan Hausen	Max Jones	Coleman Hawkins	David N'Guessan
2.17	@Utah*	Dug McDaniel	Brendan Hausen	Max Jones	Coleman Hawkins	David N'Guessan
2.23	ARIZONA STATE*	Dug McDaniel	Brendan Hausen	C.J. Jones	Max Jones	David N'Guessan
2.26	@UCF*	Dug McDaniel	Brendan Hausen	Max Jones	David N'Guessan	Ugonna Onyenso
3.2	COLORADO*	Dug McDaniel	Brendan Hausen	Max Jones	David N'Guessan	Ugonna Onyenso
3.5	@Cincinnati*	Dug McDaniel	Brendan Hausen	Max Jones	Coleman Hawkins	David N'Guessan
3.8	10/10 IOWA STATE*	Dug McDaniel	Brendan Hausen	Max Jones	Coleman Hawkins	David N'Guessan
3.11	vs. Arizona State	Dug McDaniel	Brendan Hausen	Max Jones	Coleman Hawkins	David N'Guessan
3.12	vs. Baylor	Dug McDaniel	Brendan Hausen	Max Jones	Coleman Hawkins	David N'Guessan

COMBINATIONS

Rank	Combination	Times Used	K-State Record	Last Time Used
1	C. Jones / Hausen / M. Jones / Hawkins / N'Guessan	8	6-2	12/7/24 at St. John's
2	McDaniel / Hausen / M. Jones / Hawkins / N'Guessan	20	9-11	3/12/25 vs. Baylor
3	Castillo / Hausen / M. Jones / Hawkins / N'Guessan	2	0-2	12/21/24 at Wichita State
4	McDaniel / Hausen / C. Jones / M. Jones / N'Guessan	1	0-1	2/23/25 vs. Arizona State
5	McDaniel / Hausen / M. Jones / N'Guessan / Onyenso	2	1-1	3/2/25 vs. Colorado

STARTING STREAKS & TOTALS

#	Player	Streak	2024-25	Career	K-State Career	Big 12 Play
0	Dug McDaniel	22	23	75	23	20
1	David N'Guessan	33	33	72	72	34
2	Max Jones	33	33	114	33	20
3	C.J. Jones	1	9	59	9	1
4	Mobi Ikegwuruka	—	—	—	—	—
5	Spencer Bain	—	—	20	—	—
10	David Castillo	2	2	2	2	—
11	Brendan Hausen	33	33	33	33	20
14	Achor Achor	—	—	34	—	—
15	Taj Manning	—	—	1	1	—
21	Baye Fall	—	—	—	—	—
23	Macaleab Rich	—	—	—	—	—
33	Coleman Hawkins	30	30	112	30	17
34	Ugonna Onyenso	2	2	16	2	2



2024-25 SPECIALITY STATS / BIGGEST LEAD / TIME IN LEAD

SPECIALITY STATS

Date	Opponent	PAINT		OFF TOS		2ND CHANCE		FAST BREAK		BENCH		HALFTIME SCORE		
		KS	Opp.	KS	Opp.	KS	Opp.	KS	Opp.	KS	Opp.	KS	Opp.	Marg
11.5	NEW ORLEANS	42	26	15	13	22	12	13	10	19	12	44	32	+12
11.9	CLEVELAND STATE	32	34	24	21	14	18	17	4	17	29	36	24	+12
11.14	LSU	34	34	14	13	10	16	6	12	15	32	31	43	-12
11.19	MISSISSIPPI VALLEY	36	18	17	10	17	8	13	2	35	24	25	23	+2
11.22	vs. George Washington	32	22	10	15	12	10	12	13	26	15	46	27	+19
11.24	vs. Liberty	38	30	11	24	10	11	5	6	19	21	29	32	-3
11.25	vs. Longwood	40	38	11	5	4	5	14	8	23	22	44	36	+8
12.1	UAPB	36	46	32	12	13	6	20	4	68	37	63	33	+30
12.7	@St. John's	32	44	6	11	12	15	14	14	11	25	39	35	+4
12.17	vs. Drake [Kansas City]	38	26	20	21	11	13	8	6	23	4	27	36	-9
12.21	@Wichita State	28	44	6	16	17	12	2	16	30	19	33	29	+4
12.30	16/17 CINCINNATI*	30	36	15	8	8	10	11	9	9	10	31	29	+2
1.4	@TCU*	40	30	4	13	13	19	4	6	12	10	24	27	-3
1.7	@Oklahoma State*	38	34	14	31	10	10	4	14	18	31	24	43	-19
1.11	12/11 HOUSTON*	18	52	7	21	1	20	9	10	12	30	24	46	-22
1.14	TEXAS TECH*	18	40	10	11	11	11	11	7	7	20	33	31	+2
1.18	@9/10 Kansas*	34	46	13	5	8	17	6	6	19	8	29	39	-10
1.22	@Baylor*	30	16	4	7	9	14	3	8	8	23	30	26	+4
1.25	23/23 WEST VIRGINIA*	36	42	11	10	12	19	17	8	15	5	42	18	+24
1.29	OKLAHOMA STATE*	36	30	28	11	9	9	18	17	23	39	45	23	+22
2.1	@3/3 Iowa State*	30	22	18	26	21	6	7	10	6	4	37	35	+2
2.4	@Arizona State*	30	16	11	14	3	11	20	11	4	8	35	32	+3
2.8	16/17 KANSAS*	40	44	13	9	4	6	14	6	13	17	44	36	+8
2.11	13/13 ARIZONA*	46	44	23	10	6	13	10	12	12	27	35	29	+6
2.15	@BYU*	30	40	16	21	8	11	12	15	13	41	22	40	-18
2.17	@Utah*	30	34	8	11	7	14	5	2	12	14	32	32	0
2.23	ARIZONA STATE*	34	30	13	11	9	7	12	0	10	20	28	34	-6
2.26	@UCF*	40	34	26	17	14	15	12	11	21	12	34	41	-7
3.2	COLORADO*	26	36	20	5	10	7	8	11	12	17	33	22	+11
3.5	@Cincinnati*	30	26	17	12	9	7	5	3	2	12	22	25	-3
3.8	10/10 IOWA STATE*	34	34	6	22	8	5	5	8	9	28	26	34	-8
3.11	vs. Arizona State	36	24	10	20	8	13	5	7	6	9	38	31	+7
3.12	vs. Baylor	32	42	7	6	4	10	8	7	4	27	24	41	-17

BIGGEST LEAD/TIME IN LEAD

Date	Opponent	W/L	Score	KS Big Lead	Opp Big Lead	Times Tied	LC	KS in Lead	Opp in Lead	Tied
11.5	NEW ORLEANS	W	89-65	26	10	1	5	26:28	13:00	0:22
11.9	CLEVELAND STATE	W	77-64	23	—	1	—	39:03	—	0:57
11.14	LSU	L	65-76	5	17	3	11	5:35	31:22	3:03
11.19	MISSISSIPPI VALLEY	W	74-56	19	2	3	1	35:13	0:59	3:48
11.22	vs. George Washington	W	83-71	19	—	—	—	39:35	—	0:25
11.24	vs. Liberty	L	65-67	5	8	7	9	7:38	25:47	6:35
11.25	vs. Longwood	W	80-64	21	3	6	7	33:12	3:02	3:46
12.1	UAPB	W	120-73	47	—	—	—	39:02	—	0:58
12.7	@St. John's	L	71-88	10	19	3	3	19:12	17:27	3:21
12.17	vs. Drake [Kansas City]	L	70-73	3	20	7	4	5:02	34:14	5:44
12.21	@Wichita State	L	65-84	4	19	4	4	5:38	31:45	2:37
12.30	16/17 CINCINNATI*	W	70-67	9	1	3	2	35:31	0:24	4:05
1.4	@TCU*	L	62-63	6	8	4	5	15:35	20:27	3:58
1.7	@Oklahoma State*	L	66-79	—	21	2	—	—	39:08	0:52
1.11	12/11 HOUSTON*	L	57-87	4	32	—	1	4:31	35:01	0:28
1.14	TEXAS TECH*	L	57-61	6	8	7	5	8:23	26:22	5:15
1.18	@9/10 Kansas*	L	74-84	—	16	—	—	—	39:14	0:46
1.22	@Baylor*	L	62-70	12	9	3	7	28:44	8:31	2:45
1.25	23/23 WEST VIRGINIA*	W	73-60	26	—	1	—	38:35	—	1:25
1.29	OKLAHOMA STATE*	W	85-57	32	—	—	—	38:57	—	1:03
2.1	@3/3 Iowa State*	W	80-61	19	9	4	5	25:56	11:47	2:17
2.4	@Arizona State*	W	71-70	13	16	1	7	19:25	19:30	1:05
2.8	16/17 KANSAS*	W	81-73	15	2	—	10	37:10	2:26	0:24
2.11	13/13 ARIZONA*	W	73-70	8	7	9	10	20:30	12:49	6:41
2.15	@BYU*	L	65-80	1	22	1	2	0:23	38:16	1:21
2.17	@Utah*	L	69-74	5	9	10	6	6:37	26:58	6:25
2.23	ARIZONA STATE*	L	54-66	2	21	1	1	0:29	38:29	1:02
2.26	@UCF*	L	76-80	3	11	2	2	1:33	36:42	1:45
3.2	COLORADO*	W	65-56	17	—	1	—	38:36	—	1:24
3.5	@Cincinnati*	W	54-49	7	8	4	4	12:57	23:22	—
3.8	10/10 IOWA STATE*	L	57-73	—	17	1	—	—	37:18	2:42
3.11	vs. Arizona State	W	71-66	14	3	2	2	35:46	1:25	2:49
3.12	vs. Baylor	L	56-70	4	19	2	1	3:03	35:13	1:44

RECORD BY GAME TIME

Time	When K-State Leads	When Opponent Leads	When Tied
10:00, 1st half	13-0	3-14	0-3
Halftime	15-4	1-12	0-1
10:00	15-1	1-15	0-1
5:00	16-1	0-15	0-1
2:00	16-2	0-15	0-0
1:00	16-2	0-15	0-0

HALF SPLITS

K-State	Most Points	Fewest Points
1st Half	63, 12/1/24 vs. UAPB	22 twice
2nd Half	57, 12/1/24 vs. UAPB	24, 1/14/25 vs. Tech
Overtime	7, 12/17/24 vs. Drake	—

Opponents	Most Points	Fewest Points
1st Half	46, 1/11/25 by Houston	18, 1/25/25 by WVU
2nd Half	55, 12/21/24 by WSU	24, 3/5/25 by UC
Overtime	10, 12/17/24 by Drake	—

Halftime Margin		
Biggest Lead	30 points, 12/1/24 vs. UAPB	
Biggest Deficit	22 points, 1/11/25 vs. Houston	

OPENING TIP

Result	Record
K-State controls	14-13
Opponent controls	2-4

FIRST OFF BENCH

Player	Times
C.J. Jones	17
David Castillo	11
Mobi Ikegwuruka	8
Dug McDaniel	8
Ugonna Onyenso	8
Achor Achor	4
Macaleab Rich	2
Baye Fall	1

DOUBLE-DOUBLES

Player	S/C	Date/Opp.	Stat Line
David N'Guessan	1/4	11/5/24 vs. UNO	21p/15r
Coleman Hawkins	1/7	11/25/24 vs. Longwood	19p/10r
Dug McDaniel	1/1	12/1/24 vs. UAPB	18p/10a
Coleman Hawkins	2/8	12/30/24 vs. Cincinnati	20p/10r
David N'Guessan	2/5	1/4/25 at TCU	10p/17r
David N'Guessan	3/6	1/7/25 at Oklahoma State	12p/12r
Coleman Hawkins	3/9	1/18/25 at Kansas	15p/10a
David N'Guessan	4/7	1/22/25 at Baylor	13p/11r
Dug McDaniel	2/2	2/8/25 vs. Kansas	15p/11a
David N'Guessan	5/8	2/23/25 vs. Arizona State	20p/13r
David N'Guessan	6/9	3/5/25 at Cincinnati	18p/10r
David N'Guessan	7/10	3/12/25 vs. Baylor	20p/10r

THE LAST TIME K-STATE...

<div>Team</div> <div> <p>K-State was ranked No. 1 in AP Top 25: March 14, 1959</p> <p>K-State was ranked in AP Top 25: No. 15 (March 13, 2023)</p> <p>K-State was ranked in USA Today Coaches Poll: No. 9 (April 4, 2023)</p> <p>Played AP No. 1-ranked opponent: Lost to Baylor, 77-68 (Jan. 14, 2017)</p> <p>Defeated AP No. 1-ranked opponent: Oklahoma, 80-69 (Feb. 6, 2016)</p> <p>Defeated AP No. 1-ranked opponent on road: Kansas, 68-64 (Jan. 17, 1994)</p> <p>Played AP No. 2-ranked opponent: Defeated No. 2 Kansas, 83-82 [OT] (Jan. 17, 2023)</p> <p>Defeated opponent ranked 3-10 by AP: No. 3 Iowa State, 80-61 (Feb. 1, 2025)</p> <p>Defeated opponent ranked 3-10 by AP on the road: No. 3 Iowa State, 80-61 (Feb. 1, 2025)</p> <p>Defeated opponent ranked 11-15 by AP: No. 13 Arizona, 73-70 (Feb. 11, 2025)</p> <p>Defeated AP Top 25 opponent at home: No. 13 Arizona, 73-70 (Feb. 11, 2025)</p> <p>Defeated AP Top 25 opponent on the road: No. 3 Iowa State, 80-61 (Feb. 1, 2025)</p> <p>Defeated consecutive AP Top 25 opponents on the road: No. 6 Texas, 116-103 (Jan. 3, 2023) and No. 19 Baylor, 97-95 [OT] (Jan. 7, 2023)</p> <p>Defeated AP Top 25 opponent at neutral site: No. 18 Kentucky, 61-58 (March 22, 2018)</p> </div>	<div> <p>K-State attempted 70 or more field goals: 71 at St. John's (Dec. 7, 2024)</p> <p>K-State attempted 80 or more field goals: 88 vs. South Dakota (Jan. 3, 2010)</p> <p>K-State attempted 90 or more field goals: 94 vs. Houston (March 14, 1970)</p> <p>K-State attempted 100 or more field goals: 103 vs. Cal State Fullerton (Dec. 2, 1967)</p> </div>
<div>Scoring</div> <div> <p>Scored 20 or more points: 20 by David N'Guessan vs. Baylor (March 12, 2025)</p> <p>Reserve scored 20 or more points: 20 by Macaleab Rich at Wichita State (Dec. 21, 2024)</p> <p>Freshman scored 20 or more points: 23 by Nijel Pack vs. TCU (March 10, 2021)</p> <p>Scored 30 or more points: 30 by Markquis Nowell vs. No. 25/25 Florida Atlantic (March 25, 2023)</p> <p>Freshman scored 30 or more points: 34 by Marcus Foster vs. Texas (Feb. 8, 2014)</p> <p>Scored 35 or more points: 36 by Markquis Nowell at No. 6/6 Texas, 116-103 (Jan. 3, 2023)</p> <p>Scored 40 or more points: 44 by Denis Clemente at Texas (Jan. 31, 2009)</p> <p>Scored 50 or more points: 62 by Askia Jones vs. Fresno State (March 24, 1994) <i>school record</i></p> <p>Two or more Wildcats scored 30 or more points in same game: Michael Beasley (44) and Bill Walker (31) at Baylor (Feb. 23, 2008)</p> <p>Two or more Wildcats scored 25 or more points in same game: Markquis Nowell (36) and Keyontae Johnson (28) at No. 6/6 Texas (Jan. 3, 2023)</p> <p>Two or more Wildcats scored 20 or more points in same game: Arthur Kaluma (23) and Cam Carter (21) vs. No. 6/6 Iowa State (March 9, 2024)</p> <p>Three or more Wildcats scored 20 or more points in same game: Dean Wade (34), Kamau Stokes (23) and Barry Brown Jr., (21) at Iowa State (Dec. 29, 2017)</p> <p>Scored 20 points in one half: 24 (2nd) by Cam Carter vs. No. 12/11 Miami (Nov. 19, 2023)</p> <p>Scored 20 points/two straight games: David N'Guessan (2), 22 at Arizona State (Feb. 4, 2025) and 20 vs. No. 16 Kansas (Feb. 8, 2025)</p> <p>Scored 20 points/three straight games: Markquis Nowell (3), 27 vs. Kentucky (March 19, 2023), 20 vs. Michigan State (March 23, 2023), 30 vs. No. 25/25 FAU (March 25, 2023)</p> <p>Scored 20 points/four straight games: Markquis Nowell (4), 23 vs. No. 24/24 WVU (Dec. 31, 2022), 36 at No. 6/6 Texas (Jan. 3, 2023), 32 at No. 19/17 Baylor (Jan. 7, 2023), 20 vs. OSU (Jan. 10, 2023)</p> <p>Scored 30 points/two straight games: Markquis Nowell, 36 at No. 6/6 Texas (Jan. 3, 2023), 32 at No. 19/17 Baylor (Jan. 7, 2023)</p> <p>No Wildcat scored in double figures: at Nebraska (Jan. 26, 1983)</p> <p>One Wildcat scored in double figures: Tylor Perry (23) vs. No. 23/24 Oklahoma (Jan. 30, 2024)</p> <p>Four Wildcats scored in double figures: Coleman Hawkins (26), Dug McDaniel (14), Max Jones (10), Brendan Hausen (10) vs. Arizona State (March 11, 2025)</p> <p>Five Wildcats scored in double figures: Dug McDaniel (20), Coleman Hawkins (17), Brendan Hausen (15), Max Jones (12), David N'Guessan (10) at No. 3/3 Iowa State (Feb. 1, 2025)</p> <p>Six Wildcats scored in double figures: Achor Achor (21), Dug McDaniel (18), David Castillo (17), David N'Guessan (17), Brendan Hausen (14), Max Jones (12) vs. UAPB (Dec. 1, 2024)</p> <p>Seven Wildcats scored in double figures: Keyontae Johnson (18), Nae'Qwan Tomlin (15), Desi Sills (14), David N'Guessan (12), Cam Carter (10), Dorian Finister (10) and Markquis Nowell (10) vs. UIW (Dec. 11, 2022)</p> <p>All five Wildcat starters scored in double figures: Dug McDaniel (20), Coleman Hawkins (17), Brendan Hausen (15), Max Jones (12), David N'Guessan (10) at No. 3/3 Iowa State (Feb. 1, 2025)</p> <p>K-State scored 70 or more points: 71 vs. Arizona State (March 11, 2025)</p> <p>K-State scored 80 or more points: 81 vs. No. 16/17 Kansas (Feb. 8, 2025)</p> <p>K-State scored 90 or more points: 120 vs. UAPB (Dec. 1, 2024)</p> <p>K-State scored 100 or more points: 120 vs. UAPB (Dec. 1, 2024)</p> </div>	<div> <p>Made 5 or more 3-point field goals: 5 by Brendan Hausen at Utah (Feb. 17, 2025)</p> <p>Made 10 or more 3-point field goals: 14 by Askia Jones vs. Fresno State (March 24, 1994) <i>school record</i></p> <p>100 percent from the field (min. 6 att): 100.0% (6-6) by Denis Clemente at Texas (Jan. 31, 2009)</p> <p>K-State connected on 50 percent or better (min. 10 att): 50.0% (10-20) at No. 3/3 Iowa State (Feb. 1, 2025)</p> <p>K-State connected on 60 percent or better (min. 10 att): 71.4% (10-14) vs. Western Illinois (Nov. 11, 2016)</p> <p>K-State connected on 70 percent or better (min. 10 att): 71.4% (10-14) vs. Western Illinois (Nov. 11, 2016)</p> <p>K-State connected on 80 percent or better (min. 10 att): 80.0% (8-10) vs. Coastal Carolina (Dec. 6, 1997)</p> <p>K-State made 10 or more 3-point field goals: 11 at Utah (Feb. 17, 2025)</p> <p>K-State made 15 or more 3-point field goals: 21 vs. UAPB (Dec. 1, 2024)</p> <p>K-State made 20 or more 3-point field goals: 21 vs. UAPB (Dec. 1, 2024)</p> <p>K-State attempted 30 or more 3-point field goals: 30 vs. Texas Tech (Jan. 14, 2025)</p> <p>K-State attempted 35 or more 3-point field goals: 40 vs. UAPB (Dec. 1, 2024) <i>school record</i></p> </div> <div>Double-Double / Triple-Double</div> <div> <p>Had a Triple-Double: <i>Never happened in recorded school history</i></p> <p>Had a 20/20 Double-Double (Pts/Rebs): Michael Beasley (28 pts, 22 rebs) vs. Western Illinois (Nov. 17, 2007)</p> <p>Had a 20/10 Double-Double (Pts/Rebs): David N'Guessan (20 pts, 10 rebs) vs. Baylor (March 12, 2025)</p> <p>Had a Double-Double (Pts/Rebs): David N'Guessan (20 pts, 10 rebs) vs. Baylor (March 12, 2025)</p> <p>Had a Double-Double (Pts/Asts): Dug McDaniel (15 pts, 11 asts) vs. No. 16 Kansas (Feb. 8, 2025)</p> <p>Had a Double-Double (Rebs/Asts): <i>Never happened in recorded school history</i></p> <p>Had a Double-Double (Pts/Rebs) in a Half: David N'Guessan (16 pts, 10 rebs) 2H vs. Arizona State (Feb. 23, 2025)</p> <p>Had a Double-Double (Pts/Rebs) in Consecutive Games: David N'Guessan (12 pts, 17 rebs) at TCU (Jan. 4, 2025) and (12 pts, 12 rebs) at Oklahoma State (Jan. 7, 2025)</p> <p>Had a Double-Double (Pts/Asts) in Consecutive Games: Markquis Nowell (20 pts, 19 asts vs. Michigan State; March 23, 2023) and (30 pts, 12 asts vs. No. 25/25 FAU (March 25, 2023)</p> <p>Two Players with Double-Doubles in Same Game: Selton Miguel (12 pts, 10 rebs) and Mark Smith (14 pts, 10 rebs) vs. UAlbany (Dec. 1, 2021)</p> </div> <div> <p>[^]Second 30-point, 10-assist game in school history and first in an NCAA Tournament game</p> </div>
<div>Field Goal Shooting</div> <div> <p>Made 10 or more field goals: 10 by Coleman Hawkins vs. Arizona State (March 11, 2025)</p> <p>Made 15 or more field goals: 15 by Michael Beasley vs. Nebraska (Feb. 6, 2008)</p> <p>100 percent from the field (min. 10 att): 100.0% (11-11) by Eddie Elder vs. Colorado (Feb. 23, 1985)</p> <p>100 percent from the field (min. 5 att): 100% (6-6) by David N'Guessan vs. Cleveland State (Nov. 9, 2024)</p> <p>K-State connected on 50 percent or better: 50% (27-54) vs. Arizona State (March 11, 2025)</p> <p>K-State connected on 50 percent or better in both halves: 53.3% (16-30)/1st half and 51.9% (14-27)/2nd half vs. Oklahoma State (Jan. 29, 2025)</p> <p>K-State connected on 60 percent or better: 61.5% (40-65) vs. UAPB (Dec. 1, 2024)</p> <p>K-State connected on 60 percent or better in both halves: 62.5% (15-24)/1st half and 69.6% (16-23)/2nd half vs. Wake Forest (March 14, 2017)</p> <p>K-State connected on 70 percent or better: 70% (42-60) vs. Southern Colorado (Nov. 30, 1985)</p> <p>K-State made 30 or more field goals: 33 vs. No. 16 Kansas (Feb. 8, 2025)</p> <p>K-State made 40 or more field goals: 40 vs. UAPB (Dec. 1, 2024)</p> <p>K-State made 45 or more field goals: 49 vs. Morgan State (Jan. 5, 1985) <i>school record</i></p> <p>K-State made 50 or more field goals: <i>Never been done in recorded school history</i></p> <p>K-State attempted 60 or more field goals: 61 vs. Colorado (March 2, 2025)</p> </div>	<div> <p>Free Throw Shooting</p> <p>Made 10 or more free throws: 10 by Tylor Perry vs. Texas (March 13, 2024)</p> <p>Made 15 or more free throws: 15 by Jacob Pullen vs. Kansas (Feb. 14, 2011)</p> <p>Perfect at the FT line (min. 10 att): 10-10 by Tylor Perry vs. Texas (March 13, 2024)</p> <p>Perfect at the FT line: 17-17 by Steve Henson at Iowa State (Feb. 24, 1988) <i>school record</i></p> <p>K-State connected on 80 percent or better (min. 15 att.): 84.2% (16-19) vs. Colorado (March 2, 2025)</p> <p>K-State connected on 90 percent or better (min. 15 att.): 92.6% (25-27) vs. Mississippi Valley State (Nov. 19, 2024)</p> <p>K-State connected on 100 percent or better (min. 15 att.): 100% (16-16) vs. Nebraska (Jan. 26, 1980)</p> <p>K-State made 20 or more free throws: 25 vs. Mississippi Valley State (Nov. 19, 2024)</p> <p>K-State made 30 or more free throws: 34 vs. North Alabama (Dec. 2, 2023)</p> <p>K-State made 40 or more free throws: 41 vs. Oklahoma (Dec. 29, 1958)</p> <p>K-State attempted 30 or more free throws: 35 vs. West Virginia [OT] (Feb. 26, 2024)</p> <p>K-State attempted 40 or more free throws: 48 vs. North Alabama (Dec. 2, 2023)</p> <p>K-State attempted 50 or more free throws: 54 at Colorado (Jan. 16, 2010)</p> <p>K-State attempted 55 or more free throws: 56 vs. Purdue (Dec. 1, 1958) <i>school record</i></p> </div>
<div>Rebounds</div> <div> <p>Had 10 or more rebounds: 10 by David N'Guessan vs. Baylor (March 12, 2025)</p> <p>Had 15 or more rebounds: 17 by David N'Guessan at TCU (Jan. 4, 2025)</p> <p>Had 20 or more rebounds: 22 by Michael Beasley vs. Western Illinois (Nov. 17, 2007)</p> <p>Had 10 or more rebounds in consecutive games: David N'Guessan (17 at TCU (Jan. 4, 2025) and 12 at Oklahoma State (Jan. 7, 2025)</p> <p>Multiple players had 10 or more rebounds: Selton Miguel (10 rebs) and Mark Smith (10 rebs) vs. UAlbany (Dec. 1, 2021)</p> <p>K-State had 20 or more offensive rebounds: 21 vs. Mississippi Valley State (Nov. 19, 2024)</p> <p>K-State had 30 or more defensive rebounds: 30 at Arizona State (Feb. 4, 2025)</p> <p>K-State had 40 or more rebounds: 43 vs. Arizona State (Feb. 23, 2025)</p> <p>K-State had 50 or more rebounds: 63 vs. Central Arkansas (Nov. 22, 2023)</p> <p>K-State had 60 or more rebounds: 63 vs. Central Arkansas (Nov. 22, 2023)</p> </div>	<div>Assists</div> <div> <p>Had 10 or more assists: 11 by Dug McDaniel vs. No. 16 Kansas (Feb. 8, 2025)</p> <p>Had 15 or more assists: 19 by Markquis Nowell vs. Michigan State (March 23, 2023) <i>school record</i></p> <p>K-State had 20 or more assists: 23 vs. No. 16 Kansas (Feb. 8, 2025)</p> <p>K-State had 30 or more assists: 30 vs. UAPB (Dec. 1, 2024)</p> </div>
<div>Blocked Shots</div> <div> <p>Had 5 or more blocked shots: 5 by Coleman Hawkins vs. No. 16 Kansas (Feb. 8, 2025)</p> <p>Had 10 or more blocked shots: <i>Never happened in recorded school history</i></p> <p>K-State had 5 or more blocked shots: 8 at Utah (Feb. 17, 2025)</p> <p>K-State had 10 or more blocked shots: 11 vs. North Florida (Dec. 11, 2011)</p> </div>	

THE LAST TIME K-STATE...

Steals

Had 5 or more steals: 5 by Dug McDaniel vs. No. 13/13 Arizona (Feb. 11, 2025)
Had 10 or more steals: *Never happened in recorded school history*
K-State had 10 or more steals: 14 vs. No. 13/13 Arizona (Feb. 11, 2025)
K-State had 15 or more steals: 15 vs. Oklahoma State (Jan. 29, 2025)

Turnovers

K-State had 3 or fewer turnovers: 3 vs. SIU-Edwardsville (Dec. 14, 1978) *school record*
K-State had 5 or fewer turnovers: 5 at No. 9/10 Kansas (Jan. 18, 2025)
Opponent committed 15 or more turnovers: 15 by Colorado (March 2, 2025)
Opponent committed 20 or more turnovers: 21 by Oklahoma State (Jan. 29, 2025)

Overtime

Played an Overtime Game: Lost to Drake, 73-70 (Dec. 17, 2024)
Played an Overtime Game at home: Won vs. West Virginia, 94-90 (Feb. 26, 2024)
Played a 2-Overtime Game: Lost at No. 13/13 Baylor, 79-72 (Jan. 20, 2016)
Played a 3-Overtime Game: Lost at Oregon State, 87-72 (Dec. 6, 2003)
Played a 4-Overtime Game: Lost at Missouri State, 82-80 (Dec. 8, 1987)
Played in Consecutive OT Games (3 in a row):
Won vs. Oral Roberts, 88-78 (Nov. 28, 2023), Won vs. North Alabama, 75-74 (Dec. 2, 2023), Won vs. Villanova (Dec. 5, 2023)

Winning Streaks

K-State won consecutive games: vs. Colorado (March 2, 2025) and at Cincinnati (March 5, 2025)
K-State had a 5 or more game winning streak: 6, Jan. 25 to Feb. 11, 2025
(longest since winning 9, Dec. 3, 2022-Jan. 10, 2023)
K-State had a 10 or more game winning streak: 10, Nov. 24, 2013 to Jan. 7, 2014
K-State had a 15 or more game winning streak: 21, Dec. 19, 1958 to March 13, 1959
K-State had a 20 or more game winning streak: 21, Dec. 19, 1958 to March 13, 1959

Miscellaneous

Hit a Buzzer Beater: vs. Villanova 72-71 (Dec. 5, 2023) [Tylor Perry 3-pointer at :03.9]
Won after trailing by at least 10 points in second half: 10 vs. Texas (March 13, 2024)
(down 39-29, 20:00 remaining - won 78-74)
Won after trailing by at least 15 points in second half: 15 at Iowa State (Feb. 12, 2022)
(down 45-30, 18:59 remaining - won 75-69 in overtime)





K-STATE BROADCAST NOTES

**2025-26
Record/Conf:**
0-0/0-0 Big 12

National Rankings:
rv / AP
rv / Coaches

Last Game:
Defeated Newman,
112-90
Oct. 31, 2025
Exhibition

Next Game:
Nov. 4, 2025
vs. UNC Greensboro
(Season Opener)

Head Coach:
Jerome Tang
(Charter Oak State '07)
KS: 61-42 / 4th
CAR: 63-42 / 4th+

Assistants
Matthew Driscoll
Jareem Dowling
Rodney Perry
Anthony Winchester
Bill Peterson

**2025-26
Schedule**
@Missouri, L 91-100^
Newman, W 112-90^
UNC Greensboro
Bellarmine
California
Tulsa
vs. Mississippi State
vs. Nebraska/New Mexico
@Indiana
Bowling Green
Seton Hall
Mississippi Valley
@Creighton
South Dakota
ULM
BYU*
@Arizona*
@Arizona State*
UCF*
@Oklahoma State*
Utah*
Kansas*
@West Virginia*
Iowa State*
@TCU*
Cincinnati*
@Houston*
Baylor*
@Texas Tech*
@Colorado*
TCU*
West Virginia*
@Kansas*

^exhibition
*Big 12



**ELIAS
RAPIQUE**
uh-LEE-us RUH-pee-ECK
W / Jr. / 6-9 / 225
Berlin, Germany
[ALBA Berlin]



**ABDI
BASHIR JR.**
OBB-dee BUH-sheer
G / Jr. / 6-7 / 175
Omaha, Neb.
[Monmouth]



**EXAVIER
WILSON**
G / Fr. / 6-1 / 170
Columbia, Mo.
[Father Tolton Catholic]



**C.J.
JONES**
G / Jr. / 6-5 / 195
East St. Louis, Ill.
[UIC]



**P.J.
HAGGERTY**
PRE ALL-BIG 12
G / Jr. / 6-4 / 195
Crosby, Texas
[Memphis]



**MARCUS
JOHNSON**
W / Sr. / 6-7 / 265
Akron, Ohio
[Bowling Green]



**DAVID
CASTILLO**
G / So. / 6-1 / 180
Bartlesville, Okla.
[Sunrise Christian]



**MOBII
IKEGWURUKA**
EE-kay-gah-roo-KAY
G / Jr. / 6-6 / 220
Galway, Ireland
[Ellsworth CC]



**TAJ
MANNING**
W / Jr. / 6-7 / 230
Grandview, Mo.
[La Lumiere Ind.]



**KHAMARI
McGRIFF**
Kuh-MAR-ee
W / Sr. / 6-9 / 230
Tallahassee, Fla.
[UNC Wilmington]




**DORIN
BUCA**
DOOR-reen BOO-cah
C / Jr. / 7-2 / 254
Perugia, Italy
[Akrern Libertas Livorno]



**STEPHEN
OSEI**
OH-say
W / So. / 6-10 / 200
Toronto, Ontario
[Casper College [Wyo.]



**NATE
JOHNSON**
G / Sr. / 6-3 / 215
Liberty Township, Ohio
[Akron]



**ANDREJ
KOSTIC**
ANDRE (j is silent) COS-titch
W / Fr. / 6-6 / 210
Belgrade, Serbia
[Crvena zvezda Me]

SEASON / CAREER STATS								
GP/GS	PPG	RPG	APG	SPG	FG%	3FG%	FT%	
24-25	62/11	5.7	2.8	1.6	0.9	43.3	26.7	61.5
Season	—	—	—	—	—	—	—	—
Big 12	—	—	—	—	—	—	—	—
Career	134/38	6.5	3.0	1.9	1.0	42.1	27.9	66.5

SEASON / CAREER STATS								
GP/GS	PPG	RPG	APG	SPG	FG%	3FG%	FT%	
24-25	33/32	20.1	2.6	2.2	0.5	37.7	38.3	86.8
Season	—	—	—	—	—	—	—	—
Big 12	—	—	—	—	—	—	—	—
Career	66/32	13.2	1.8	1.3	0.4	37.8	38.4	86.0

SEASON / CAREER STATS								
GP/GS	PPG	RPG	APG	SPG	FG%	3FG%	FT%	
24-25	—	—	—	—	—	—	—	—
Season	—	—	—	—	—	—	—	—
Big 12	—	—	—	—	—	—	—	—
Career	—	—	—	—	—	—	—	—

SEASON / CAREER STATS								
GP/GS	PPG	RPG	APG	SPG	FG%	3FG%	FT%	
24-25	33/9	5.7	1.7	1.5	0.5	40.7	30.9	67.4
Season	—	—	—	—	—	—	—	—
Big 12	—	—	—	—	—	—	—	—
Career	95/59	7.8	2.4	2.8	0.8	39.7	34.6	64.7

SEASON / CAREER STATS								
GP/GS	PPG	RPG	APG	SPG	FG%	3FG%	FT%	
24-25	35/35	21.7	5.8	3.7	1.8	47.6	36.4	81.8
Season	—	—	—	—	—	—	—	—
Big 12	—	—	—	—	—	—	—	—
Career	72/66	19.9	5.3	3.5	1.8	48.4	33.2	79.1

SEASON / CAREER STATS								
GP/GS	PPG	RPG	APG	SPG	FG%	3FG%	FT%	
24-25	32/32	16.2	5.0	1.8	0.9	43.0	39.4	89.8
Season	—	—	—	—	—	—	—	—
Big 12	—	—	—	—	—	—	—	—
Career	88/86	18.5	6.4	2.2	1.3	46.2	41.1	87.2

SEASON / CAREER STATS								
GP/GS	PPG	RPG	APG	SPG	FG%	3FG%	FT%	
24-25	32/2	2.4	0.6	0.8	0.4	22.1	25.4	88.0
Season	—	—	—	—	—	—	—	—
Big 12	—	—	—	—	—	—	—	—
Career	32/2	2.4	0.6	0.8	0.4	22.1	25.4	88.0

SEASON / CAREER STATS								
GP/GS	PPG	RPG	APG	SPG	FG%	3FG%	FT%	
24-25	24/0	2.1	2.4	0.1	0.6	60.0	—	52.9
Season	—	—	—	—	—	—	—	—
Big 12	—	—	—	—	—	—	—	—
Career	24/0	2.1	2.4	0.1	0.6	60.0	—	52.9

SEASON / CAREER STATS								
GP/GS	PPG	RPG	APG	SPG	FG%	3FG%	FT%	
24-25	8/0	0.8	0.8	0.0	0.1	50.0	50.0	—
Season	—	—	—	—	—	—	—	—
Big 12	—	—	—	—	—	—	—	—
Career	22/1	0.9	1.0	0.1	0.1	58.3	42.9	42.9

SEASON / CAREER STATS								
GP/GS	PPG	RPG	APG	SPG	FG%	3FG%	FT%	
24-25	34/12	11.5	4.0	0.7	0.4	65.1	66.7	69.3
Season	—	—	—	—	—	—	—	—
Big 12	—	—	—	—	—	—	—	—
Career	85/42	6.3	3.1	0.4	0.3	67.9	66.7	67.4

SEASON / CAREER STATS								
GP/GS	PPG	RPG	APG	SPG	FG%	3FG%	FT%	
24-25	43/12	5.6	5.3	0.2	1.2	60.8	—	49.4
Season	—	—	—	—	—	—	—	—
Big 12	—	—	—	—	—	—	—	—
Career	43/12	5.6	5.3	0.2	1.2	60.8	—	49.4

SEASON / CAREER STATS								
GP/GS	PPG	RPG	APG	SPG	FG%	3FG%	FT%	
24-25	26/25	11.0	7.0	0.8	0.2	63.8	—	68.6
Season	—	—	—	—	—	—	—	—
Big 12	—	—	—	—	—	—	—	—
Career	26/25	11.0	7.0	0.8	0.2	63.8	—	68.6

SEASON / CAREER STATS								
GP/GS	PPG	RPG	APG	SPG	FG%	3FG%	FT%	
24-25	35/34	14.0	4.9	3.4	1.7	43.9	30.1	80.3
Season	—	—	—	—	—	—	—	—
Big 12	—	—	—	—	—	—	—	—
Career	92/60	8.8	3.8	2.0	1.3	44.9	33.0	78.4

SEASON / CAREER STATS								
GP/GS	PPG	RPG	APG	SPG	FG%	3FG%	FT%	
24-25	41/8	13.8	2.5	2.6	0.6	43.4	36.5	76.5
Season	—	—	—	—	—	—	—	—
Big 12	—	—	—	—	—	—	—	—
Career	54/15	13.8	2.9	2.1	0.8	44.0	34.6	75.8

CAREER-HIGHS		
PTS	27	2/15/25 vs. ETE Miners
REB	12	3/1/25 vs. Berlin Braves
AST	11	3/1/25 vs. Berlin Braves
STL	7	twice
MIN	36	5/3/25 vs. Paderborn

CAREER-HIGHS		
PTS	38	11/15/24 at Rutgers
REB	6	2/24/25 vs. Northeast
AST	7	2/13/25 at Stony Brook
STL	3	11/21/24 vs. YSU
MIN	48	1/30/25 vs. Drexel

CAREER-HIGHS		
PTS	—	—
REB	—	—
AST	—	—
STL	—	—
MIN	—	—

CAREER-HIGHS		
PTS	25	1/13/24 vs. Bradley
REB	6	3 times
AST	14	2/28/24 vs. Drake
STL	5	11/11/22 vs. Loyola
MIN	47	3/7/24 vs. So. Illinois

CAREER-HIGHS		
PTS	42	3/14/25 vs. Wichita St.
REB	10	twice
AST	9	twice
STL	7	12/4/24 vs. La. Tech
MIN	44	12/14/24 at Clemson

CAREER-HIGHS		
PTS	34	2/3/24 vs. W.V. State
REB	15	1/10/24 vs. Fairmont St.
AST	9	12/23/23 at W.V. Wesleyan
STL	4	6 times
MIN	44	3/6/24 vs. Notre Dame

CAREER-HIGHS		
PTS	17	12/1/24 vs. UAPB
REB	3	5 times
AST	3	12/17/24 vs. Drake
STL	2	3 times
MIN	23	1/18/25 at Kansas

CAREER-HIGHS		
PTS	8	1/29/25 vs. Okla. St.
REB	7	twice
AST	1	twice
STL	3	twice
MIN	34	twice

CAREER-HIGHS		
PTS	6	12/1/24 vs. UAPB
REB	4	11/22/23 vs. C. Ark.
AST	1	twice
STL	1	3 times
MIN	15	1/2/24 vs. Chicago St.

CAREER-HIGHS		
PTS	34	12/14/24 at Howard
REB	12	11/8/24 vs. Ga. South.
AST	3	twice
STL	2	3 times
MIN	32	11/8/24 vs. Ga. South.

CAREER-HIGHS		
PTS	15	3/8/25 vs. Piazenza
REB	12	twice
AST	3	2/19/25 vs. Brindisi
STL	5	3/8/25 vs. Piazenza
MIN	33	3/23/25 vs. Cento

CAREER-HIGHS		
PTS	23	twice
REB	14	11/16/24 vs. NE JC
AST	3	twice
STL	1	4 times
MIN	36	11/16/24 vs. NE JC

CAREER-HIGHS		
PTS	31	3/14/25 vs. Toledo
REB	10	2/28/25 vs. Kent St.
AST	10	2/8/25 vs. So. Alabama
STL	4	3 times
MIN	36	3/21/25 vs. Arizona

CAREER-HIGHS		
PTS	39	2/8/25 vs. Joker S.
REB	10	3/17/24 vs. Sloga KR
AST	8	3/17/24 vs. Sloga KR
STL	5	3/2/24 vs. NGT Belgrade
MIN	36	twice

QUICK NOTES		
LAST: 8 points (4-5 FG, 0-0 3FG, 0-0 FT), 4 asts, 5 stls in 18 mins vs. Newman (10/31/25)		
► One of 5 international players on the roster and the first German-born Wildcat.		
► Was a member of the German U18 and U20 National Teams.		
► Grew up with the ALBA Berlin club, making his debut at the age of 17 in 2021-22.		
► Played in 53 games with ALBA in 2024-25 between Euroleague and the BBL.		

||
||
||