

557

## NUMBER TO KNOW

The 557 points are the most in first 6 games.



K-STATE

MEN'S BASKETBALL  
// 2025-26 GAME NOTES

32 NCAA TOURNAMENTS ■ 4 FINAL FOUR [1948, 1951, 1958, 1964] ■ 21 CONFERENCE TITLES

## K-STATE WILDCATS

5-1

OVERALL

0-0

BIG 12

—

NET

47

KenPom

## JEROME TANG

HEAD COACH  
(Charter Oak State '07)

66-43

RECORD AT K-STATE /  
4th SEASON

68-43

OVERALL /  
4th SEASON

## GAME 7



@



25/24

## 25/24 INDIANA HOOSIERS

5-0

OVERALL

0-0

BIG TEN

—

NET

24

KenPom

## DARIAN DEVRIES

HEAD COACH  
(Northern Iowa '98)

5-0

RECORD AT IU /  
1st SEASON

174-68

OVERALL /  
8th SEASON

## ■ 2025-26 SCHEDULE/RESULTS

5-1	0-0	4-0	0-0	1-1
W-L	XFL	H	A	N
Fri 10/24	@Missouri (Exh.)			L, 91-100
Fri 10/31	NEWMAN (Exh.)			W, 93-64
Tue 11/4	UNC GREENSBORO			W, 98-71
Sat 11/8	BELLARMINE			W, 99-96
Thu 11/13	CALIFORNIA			W, 84-83
Mon 11/17	TULSA			W, 98-77
Thu 11/20	vs. Mississippi State^			L, 85-86
Fri 11/21	vs. Nebraska^			7 p.m.
Tue 11/25	@Indiana			7 p.m.
Mon 11/28	BOWLING GREEN			3 p.m.
Sat 12/6	SETON HALL			7 p.m.
Mon 12/8	MISSISSIPPI VALLEY			2 p.m.
Sat 12/13	@Creighton			11 a.m.
Sat 12/20	SOUTH DAKOTA			1 p.m.
Sun 12/28	ULM			12:30 p.m.
Sat 1/3	BYU*			8 p.m.
Wed 1/7	@Arizona*			2 p.m.
Sat 1/10	@Arizona State*			7 p.m.
Wed 1/14	UCF*			9 p.m.
Sat 1/17	@Oklahoma State*			8 p.m.
Tues 1/24	UTAH*			7 p.m.
Sat 1/28	KANSAS*			7:30 p.m.
Tue 1/27	@West Virginia*			1 p.m.
Sun 2/1	IOWA STATE*			1 p.m.
Sat 2/7	@TCU*			8 p.m.
Wed 2/11	CINCINNATI*			8 p.m.
Sat 2/14	@Houston*			8 p.m.
Tue 2/17	BAYLOR*			1:30 p.m.
Sat 2/21	@Texas Tech*			8 p.m.
Wed 2/25	@Colorado*			5:30 p.m.
Sat 2/28	TCU*			7 p.m.
Tue 3/3	WEST VIRGINIA*			1 p.m.
Sat 3/7	@Kansas*			

## BIG 12 CHAMPIONSHIP [Kansas City, Mo.]

Tu-Sa 3/10-14 TBD

tbd

^Hall of Fame Classic [Kansas City, Mo.]

Home Games in BOLD CAPS | \*Big 12 Conference Game

## NUMBERS TO KNOW

40.0

K-State is averaging 40.0 points in the paint through 6 games, which includes a school record-tying 56 vs. Cal.

52.1

K-State is connecting on 52.1 percent (199-of-382) from the field through 6 games, including 58.2 percent from 2.

557

K-State's 557 points are the most through the first 6 games of a season, eclipsing the 541 scored in 1991-92.

1761

K-State now has 1,761 all-time wins, as the school entered 2025-26 ranking 43rd all-time among Division I schools.

## TUESDAY, NOVEMBER 25, 2025 /

7:10 pm [CT]

Simon Skjodt Assembly Hall (17,222)  
Bloomington, Ind.

## ■ SERIES HISTORY

Overall	_____	Indiana leads 19-12
In Bloomington	_____	Indiana leads 11-4
At Assembly Hall	_____	Indiana leads 3-0
Active Streak	_____	Indiana, 9
First Meeting	_____	Indiana won 60-33 (12/14/1936)
Last Meeting	_____	Indiana won 71-70 (11/23/1998)
Jerome Tang vs. Darian DeVries	_____	1-0

## ■ STATISTICAL MATCHUP

		TEAM COMPARISON	
		2025-26 stats	
	NCAA Rk	Category	NCAA Rk
92.8	32	Scoring Offense	62
79.5	275	Scoring Defense	23
+13.3	103	Scoring Margin	21
52.1	21	FG Percentage	48
46.4	295	FG Percentage Defense	21
43.3	9	3-point FG Percentage	29
11.3	26	3-point FG/Game	54
77.1	46	FT Percentage	46
35.5	247	Rebounds/Game	114
+5.0	120	Rebounding Margin	106
21.0	8	Assists/Game	11
13.7	258	Turnovers/Game	13
+0.2	210	TO Margin	62
1.5	71	A/TO Ratio	3
6.3	265	Steals/Game	250
3.8	131	Blocks/Game	173

## ■ A K-STATE WIN WOULD...

- Give the Wildcats their best start (6-1) since 2022-23.
- Snap a 9-game losing streak vs. Indiana.
- Move the Wildcats to 19-13 all-time vs. Indiana.
- Be the first-ever at Assembly Hall, snapping 5-game road skid.
- Give the Wildcats a 194-63 non-conference mark since 2006.

## ■ K-STATE'S PROJECTED ROTATION (starters vs. Nebraska; stats from 2025-26 season)

Starters	Ht.	Wt.	Yr.-Exp.	Hometown	PPG	RPG	AST	FG%	3FG%	FT%	MPG
G 4 P.J. HAGGERTY	6-4	195	Jr.-TR	Crosby, Texas	28.0	5.3	6.3	56.0	40.9	83.9	34.0
The preseason All-American and nation's leading scorer (28.0 ppg.) is just the Wildcat to score 20 or more points in each of the first 6 games of the season, eclipsing a tie with Michael Beasley.											
G 34 NATE JOHNSON	6-3	215	Sr.-TR	Liberty Township, Ohio	13.7	6.2	4.5	56.1	50.0	66.7	32.6
The 2024-25 MAC Player and Defensive Player of the Year has scored in double figures in 4 of 6 games this season, including a near triple-double (22 points, 9 rebounds, 9 assists) in the opener.											
G 1 ABDI BASHIR JR.	6-7	175	Jr.-TR	Omaha, Neb.	14.3	2.3	2.3	45.2	50.0	85.7	25.8
Was one of the top scorers in the country as a sophomore at Monmouth in 2024-25; has scored in double figures in 5 of first 6 games while averaging 4 made 3-point field goals/game.											
W 0 ELIAS RAPEIQUE	6-9	225	Jr.-TR	Berlin, Germany	3.0	2.5	1.7	28.6	22.2	50.0	18.0
The first-ever German-born player who was a member of the German U18 and U20 National Teams has started each of the last 5 games.											
W 21 KHAMARI MCGRIFF	6-9	230	Sr.-TR	Tallahassee, Fla.	11.7	4.0	0.8	82.9	0.0	92.3	19.6
The UNC Wilmington transfer has scored in double figures in 3 of last 5 games, averaging 13.2 points on 84.4 percent (27-of-32) shooting while scoring a season-high 21 points vs. Cal.											
Key Reserves	Ht.	Wt.	Yr.-Exp.	Hometown	PPG	RPG	AST	FG%	3FG%	FT%	MPG
G 3 C.J. Jones	6-5	195	Sr.-1L	East St. Louis, Ill.	1.5	2.5	1.5	25.0	—	50.0	16.0
W 6 Marcus Johnson	6-7	265	Sr.-TR	Akron, Ohio	—	—	—	—	—	—	—
G 10 David Castillo	6-1	180	So.-1L	Bartlesville, Okla.	11.8	1.8	1.8	54.5	52.0	76.9	19.5
W 14 Moli Ikegwuruka	6-6	220	Jr.-1L	Galway, Ireland	2.4	2.0	0.6	71.4	—	50.0	14.0
W 15 Taj Manning	6-7	230	So.-1L	Grandview, Mo.	1.0	1.3	0.3	100.0	—	—	3.5
W 22 Dorin Buca	7-2	254	Jr.-TR	Perugia, Italy	1.2	2.0	0.5 (bpg.)	33.3	0.0	25.0	8.7
W 23 Stephen Osei	6-10	200	So.-TR	Toronto, Ontario	1.0	1.5	0.0	—	—	—	4.0
W 47 Andrej Kostic	6-6	210	Fr.-TR	Belgrade, Serbia	4.7	1.8	0.8	34.6	35.3	80.0	10.5

## ■ QUICK FACTS

**Kansas State University**  
**Manhattan, KS 66502**



<b>Founded</b>	1863
<b>Enrollment</b>	21,213 (Fall 2025)
<b>Nickname</b>	Wildcats
<b>School Colors</b>	Purple (PMS 2695C) and White
<b>Conference</b>	Big 12
<b>President</b>	Dr. Richard H. Linton (Virginia Tech '88, '91, '94) assumed the presidency on Feb. 14, 2022
<b>Director of Athletics</b>	Gene Taylor (Arizona State '80)
<b>Faculty Athletics Representative</b>	Dr. Shawna Jordan (K-State '96)

## ALL-TIME RECORD

122nd season of Kansas State men's basketball	
<b>First Year of Basketball</b>	1903
<b>Overall Record</b>	1,761-1,256 (.583)
<b>Postseason Tournament Appearances</b>	40 (32 NCAA, 8 NIT)
<b>Postseason Tournament Record</b>	46-45 (.505)
<b>NCAA Tournament Appearances</b>	32
	22nd-most nationally in Division I
<b>NCAA Tournament Record</b>	40-36 (.533)
<b>Conference Tournament Record (1977-present)</b>	39-46 (.459)
<b>Big 12 Championship Record (1996-present)</b>	19-28 (.404)

## BRAMLAGE COLISEUM

<b>Opened</b>	Nov. 26, 1988
	defeated Purdue, 81-77
<b>Capacity</b>	11,010
<b>Overall Record</b>	445-153 (.743)
<b>Conference Record (Big Eight/12)</b>	180-123 (.594)
<b>Tang's Record at Bramlage Coliseum (Big 12)</b>	43-9 (.820) / 21-7 (.750)

## NCAA TOURNAMENT HISTORY

**Appearances (32):** 1948, 1951, 1956, 1958, 1959, 1961, 1964, 1968, 1970, 1972, 1973, 1975, 1977, 1980, 1981, 1982, 1987, 1988, 1989, 1990, 1993, 1996, 2008, 2010, 2011, 2012, 2014, 2017, 2018, 2019, 2023

**First Four (1):** 2017

**Final Four (4):** 1948, 1951, 1958, 1964

**Elite Eight (13):** 1951, 1958, 1959, 1961, 1964, 1972, 1973, 1975, 1981, 1988, 2010, 2018, 2023

**Sweet 16 (18):** 1951, 1956, 1958, 1959, 1961, 1964, 1968, 1970, 1972, 1973, 1975, 1977, 1981, 1982, 1988, 2010, 2018, 2023

## NIT HISTORY

**Appearances (8):** 1976, 1992, 1994, 1998, 1999, 2007, 2009, 2024

**NIT Final Four (1):** 1994

## CONFERENCE CHAMPIONSHIPS

**Regular-Season Titles (21):** 1917, 1919, 1951, 1956, 1958, 1959, 1960, 1961, 1963, 1964, 1968, 1970, 1972, 1973, 1977, 2013, 2019

## CONFERENCE TOURNAMENT TITLES

**Titles (2):** 1977, 1980

**Finals Appearances (8):** 1977, 1978, 1980, 1981, 1988, 1993, 2010, 2013

## ■ MEDIA RESOURCES

## CREDENTIALS

Outlets interested in obtaining credentials to cover K-State men's basketball home games must apply for credentials via *Sports Systems*. Applications should be submitted at least one week in advance of the game(s) one plans to cover. Please scan the QR code to the right.



## 2025-26 MEDIA GUIDE

Learn more about the 2025-26 men's basketball team by viewing the media guide. The 306-page guide includes bios, stats, records and historical information and photos about the K-State program. Please scan the QR code to the right.



## 2025-26 KANSAS STATE WILDCATS



**ELIAS**  
**RAPIEQUE**

W / 6-9 / 225 / Jr-TR  
 Berlin, Germany



**ABDI**  
**BASHIR JR.**

G / 6-7 / 175 / Jr-TR  
 Omaha, Neb.



**EXAVIER**  
**WILSON**

G / 6-1 / 170 / Fr-HS  
 Columbia, Mo.




**C.J.**  
**JONES**

G / 6-5 / 195 / Sr-IL  
 East St. Louis, Ill.



**P.J.**  
**HAGGERTY**

G / 6-4 / 195 / Jr-TR  
 Crosby, Texas



**MARCUS**  
**JOHNSON**

W / 6-7 / 265 / Sr-TR  
 Akron, Ohio



**DAVID**  
**CASTILLO**

G / 6-1 / 185 / So.-IL  
 Bartlesville, Okla.



**MOBI**  
**IKEGWURUKA**

G / 6-6 / 220 / Jr-IL  
 Galway, Ireland



**TAJ**  
**MANNING**

W / 6-7 / 230 / Jr-2L  
 Grandview, Mo.



**KHAMARI**  
**MCGRIFF**

W / 6-9 / 230 / Sr-TR  
 Tallahassee, Fla.



**DORIN**  
**BUCA**

C / 7-2 / 254 / Jr-TR  
 Perugia, Italy




**STEPHEN**  
**OSEI**

W / 6-10 / 200 / So-TR  
 Toronto, Ontario



**NATE**  
**JOHNSON**

G / 6-3 / 215 / Sr-TR  
 Liberty Township, Ohio



**ANDREJ**  
**KOSTIC**

W / 6-6 / 210 / Fr-TR  
 Belgrade, Serbia



**JEROME**  
**TANG**

Head Coach  
 Fourth Season  
 Charter Oak State '07



Scan to View  
**Online Roster**  
**[Voice Pronunciations]**

## NUMERICAL

No	Name	Pos	Ht	Wt	Yr-Exp	Hometown (Schools)
0	Elias Rapieque	W	6-9	225	Jr-TR	Berlin, Germany (ALBA Berlin)
1	Abdi Bashir Jr.	G	6-7	175	Jr-TR	Omaha, Neb. (PHHoenix Prep/Monmouth)
2	Exavier Wilson	G	6-1	170	Fr-HS	Columbia, Mo. (Father Tolton Catholic)
3	C.J. Jones	G	6-5	195	Sr-1L	East St. Louis, Ill. (East St. Louis/UIC)
4	P.J. Haggerty	G	6-4	195	Jr-TR	Crosby, Texas (Crosby/TCU/Tulsa/Memphis)
6	Marcus Johnson	W	6-7	265	Sr-TR	Akron, Ohio (St. Vincent-St. Mary/Parkland CC/Wheeling/Bowling Green)
10	David Castillo	G	6-1	185	So.-1L	Bartlesville, Okla. (Sunrise Christian Academy [Kan.])
14	Mobi Ikegwuruka	W	6-6	220	Jr-1L	Galway, Ireland (Ellsworth Community College [Iowa])
15	Taj Manning	W	6-7	230	Jr-2L	Grandview, Mo. (La Lumiere [Ind.])
21	Khamari McGriff	W	6-9	230	Sr-TR	Tallahassee, Fla. (James S. Rickards/UNC Wilmington)
22	Dorin Buca	C	7-2	254	Jr-TR	Perugia, Italy (Akern Libertas Livorno)
23	Stephen Osei	W	6-10	200	So-TR	Toronto, Ontario (Salt Lake Academy/Casper College [Wyo.])
34	Nate Johnson	G	6-3	215	Sr-TR	Liberty Township, Ohio (Lakota East/Akron)
47	Andrej Kostic	W	6-6	210	Fr-HS	Belgrade, Serbia (Crvena zvezda Meridian bet Beograd)

## COACHING STAFF

**Head Coach:** Jerome Tang (Charter Oak State College '07), Fourth Season at K-State

**Associate Head Coach:** Matthew Driscoll (Slippery Rock '92), First Season

**Assistant Coach:** Jareem Dowling (Maryland-Eastern Shore '05), Third Season

**Assistant Coach:** Rodney Perry (Missouri State '94), Third Season

**Assistant Coach:** Anthony Winchester (Western Kentucky '06), Third Season

**Assistant Coach:** Bill Peterson (Eckerd '80), First Season

## SUPPORT STAFF

**Chief of Staff:** Marco Borne (Dillard '03), Fourth Season

**Director of Operations:** Bailey Bachamp (Kansas State '11), 14th Season

**Director of Player Development:** Austin Carpenter (Oklahoma '20), Fourth Season

**Director of Video and Analytics:** Chase Driscoll (North Florida '18), First Season

**Strength and Conditioning Coach:** Phil Baier (Springfield [Mass.] College '13), Third Season

**IFBC Sports Medicine Coordinator/Athletics Trainer:** Luke Sauber (Kansas State '05), 11th Season

**Character Coach:** Jayson Gee (Charleston '88), First Season

**Graduate Student Manager:** Henry Dugat (Baylor '09), First Season

**Graduate Student Manager:** Alec Kagan (Cincinnati '18), Second Season

**Graduate Student Manager:** Rob Lowery (Dayton '10), First Season

**Graduate Student Manager:** Miguel Mateo Vojtova (Bethel College '24), Second Season

**Graduate Student Manager:** Mark Vital Jr. (Baylor '21), First Season

## PRONUNCIATION GUIDE

<b>ABDI BASHIR JR.</b>	0BB-dee BUH-sheer	<b>ANDREJ KOSTIC</b>	ANDRE (j is silent) COS-titch
<b>DORIN BUCA</b>	DOOR-reen BOO-cah	<b>KHAMARI McGriff</b>	Kuh-MAR-ee
<b>JAREEM Dowling</b>	JAH-reen	<b>ELIAS RAPIEQUE</b>	uh-LEE-us RUH-pee-ECK
<b>Henry DUGAT</b>	DOO-got	<b>Stephen OSEI</b>	OH-say
<b>MOBI IKEGWURUKA</b>	Mow-B EE-kay-gah-rao-KAH	<b>EXAVIER Wilson</b>	X-ZAY-ver

## &gt;&gt;&gt; BY THE NUMBERS

1st

Preseason All-American **P.J. Haggerty** became the first Division I player since **Ja Morant** in 2018-19 to average 21.5 points, 5.5 rebounds, 3.5 assists and 1.5 steals to go with 6.5 free throw per game while at Memphis in 2024-25.

3.85

Junior transfer **Abdi Bashir Jr.** led the NCAA in 3-point field goals/game (3.85) while at Monmouth in 2024-25 while he was second in total 3-point field goals (127) and 3-point field goals attempted (332).

5,689

K-State's 5 Division I transfers - **Abdi Bashir Jr.**, **P.J. Haggerty**, **Marcus Johnson**, **Nate Johnson** and **Khamari McGriff** - have combined to score 5,689 points in 427 career games with 246 stars.

## TEAM NOTES

## ■ UP NEXT: 25/24 INDIANA

► Led by first-year head coach **Darian DeVries**, No. 25/24 Indiana is off to a 5-0 start after home wins over Alabama A&M (98-51), Milwaukee (101-70), UIW (69-61) and Lindenwood (73-53) to go with an impressive 100-77 neutral-site win over Marquette. The Hoosiers have an entirely new team (13 new players) from a squad that posted a 19-13 record, including a 10-10 mark, in 2024-25.



► Indiana is averaging 88.2 points on 50 percent shooting, including 39.4 percent from 3-point range, while allowing 62.4 points on 36.2 percent shooting, including 28.7 percent from 3-point range. The Hoosiers out-rebound their opponents, 39.4 to 33.2, and turn the ball over just 8.8 times per game. They are shooting 77.1 percent from the free throw line.

► The Hoosiers rank in the top-25 nationally in several categories, including third in assist/turnover ratio (2.36), 12th in assists (20.8), 13th in turnovers (8.8), 22nd in scoring margin (+25.8) and 23rd in scoring defense (62.4).

► Indiana is a balanced team with 5 players averaging in double figures led by transfers **Tucker DeVries** (19.2 ppg.) and **Lamar Wilkerson** (17.0 ppg.). DeVries is connecting on 47 percent from the field, including 46.5 percent from 3-point range, and is shooting 82.4 percent from the line. Wilkerson is tops in steals (2.2 spg.) and second in 3-pointers (16). Senior **Sam Alexis** is averaging a team-best 7.0 rebounds per game to go with 11.4 points per game. Senior **Tayton Conerway** has a team-high 30 assists to go with 11 points per game. Senior **Reed Bailey** is shooting a team-best 65.4 percent.

► The Hoosiers were picked 10th in the 18-team preseason Big Ten media poll. Current No. 1 Purdue is the preseason favorite to win the league.

► DeVries is in his eighth season as a head coach, which includes a 6-year stint in guiding Drake to six 20-win seasons and 3 NCAA Tournament bids from 2018-24. He has a 174-68 record as a head coach, including a 19-13 mark in one season at West Virginia. He is 1-1 all-time vs. K-State.

## SERIES HISTORY

► Indiana leads the series, 19-12, including an 11-4 mark in games played in Bloomington. The teams first met on Dec. 14, 1936 when the Hoosiers posted a 60-33 win at home over the Wildcats. K-State once led the series, 12-10, after an 87-83 overtime win at home on Dec. 9, 1968 before Indiana rattled off 9 straight in the series, including 4 in a row at home.

► This will be the first meeting between the schools since a 71-70 win by Indiana at the Maui Invitational on Nov. 23, 1998. Overall, this will be the first at Assembly Hall since a 78-71 win on Dec. 10, 1985.

► K-State is 185-171 against current teams from the Big Ten, including a 57-94 mark in games played on the road.

## LAST 5 MEETINGS [0-5]

Date	Rank	Result	Score	Location
12/18/1982	—/—	L	46-48	Manhattan
12/21/1983	—/—	L	53-56 [OT]	Bloomington
12/22/1984	—/—	L	58-70	Manhattan
12/10/1985	—/—	L	71-78	Bloomington
11/23/1998	—/—	L	70-71	Maui

## LAST MEETING:

## INDIANA 71, K-STATE 70 (Nov. 23, 1998)

► **A.J. Guyton** paced four Hoosiers in double figures with a game-high 25 points, as Indiana posted a 71-70 win over K-State in the last meeting between the schools at the Maui Invitational on Nov. 23, 1998.

► The Wildcats led 45-29 at halftime behind 52.9 percent shooting before the Hoosiers turned up the defensive intensity, holding the squad to 25 points on just 26.5 percent shooting. **Shawn Rhodes** led the way with 15 points and a game-high 15 rebounds for K-State.

## LAST TIME OUT

## NEBRASKA 86, K-STATE 85

► Senior **Sam Hoiberg** knocked down the winning free throw with 0.6 seconds left to lift Nebraska to an 86-85 win over K-State in the championship game of the Hall of Fame Classic on Friday night before 6,743 fans at the T-Mobile Center.

► After Hoiberg intentionally missed the second free throw and senior **Nate Johnson** grabbed the rebound, the officials made a timing adjustment to give K-State one last chance with 0.9 seconds, however, senior **Khamari McGriff's** pass was off the mark, as Nebraska (6-0) ran its winning streak to 10 games.

► The backcourt tandem of juniors **P.J. Haggerty** (27 points) and **Abdi Bashir Jr.** (26 points) combined for 53 of the team's 85 points, including 33 in the second half when the Wildcats rallied from a 10-point halftime deficit. Johnson joined the duo in double figures with 12 points.

► K-State, which trailed by as many as 15 points in the first half, got a spark from Bashir out of halftime as he connected on three 3-pointers to ignite an 11-0 run that gave the Wildcats a 46-45 lead. From there, the teams went back and forth with neither holding more than a 5-point lead in a second half that included 12 lead changes and nine ties.

► Haggerty gave K-State its largest lead at 72-67 on a layup with 7:21 to play before Nebraska answered back with 9 straight points to go ahead 76-72 with just 5 minutes remaining. However, four free throws by the Wildcats tied it at 76-all, including 3 in a row from Bashir.

► Neither team led by more than 2 points in the last 4 minutes, as they matched each other shot for shot. Tied at 83-all with less than a minute to play, senior **Rienk Mast** gave the Huskers an 85-83 lead by converting on a layup with 35 seconds before Haggerty matched it 8 seconds later to knot it at 85-all.

► Nebraska called a full timeout with 22 seconds to play to set up the final sequence, as junior **Pryce Sandfort** missed a 3-pointer, but Hoiberg grabbed the offensive rebound and was fouled.

► Redshirt freshman **Braden Frager** was named the tournament MVP after posting 16 points and 6 rebounds off the bench, while Sandfort and Mast posted 21 and 20 points, respectively. Hoiberg, who redeemed himself with the free throw make after missing a pair with the score tied at 78-all with 2:58 to play, finished with 13 points.

► Joining Frager on the all-tournament team were Mast and Haggerty as well as Mississippi State's **Josh Hubbard** and New Mexico's **Tomislav Buljan**.

► One of the top 3-point shooting teams, the Huskers did most of their damage in the paint, where they outscored the Wildcats, 48-24. They converted on 54.1 percent (33-of-61) of their field goals, including a stellar 86.2 percent (25-of-29) of their 2-point attempts. They also scored 24 points off 13 turnovers.

► K-State shot a season-low 43.5 percent (27-of-62) from the field, including 34.3 percent (12-of-35) from beyond the arc, while hitting on 86.4 percent (19-of-22) from the free throw line. The 24 points in the paint and 12 fast-break points were also season-lows.

## POSTGAME NOTES

► K-State fell to 0-3 in the championship game of the Hall of Fame Classic, following losses to No. 1 Duke in 2010 and No. 9 North Carolina in 2015.

► K-State connected on double-digit 3-pointers for the fourth time in 6 games.

► Bashir's 7 made 3-pointers tied for the sixth-most in a game in school history.

► Each team had 32 rebounds with K-State owning a 13-11 edge on second-chance points.

## QUOTING JEROME TANG

The outcome wasn't what we wanted, but so proud of my guys, fight and resilience. We dug ourselves a hole, but we didn't hang our heads.

## ■ OFFENSE OFF TO FAST START

## MOST POINTS THROUGH 6 GAMES

► After scoring 85 or more points for the fifth time in 6 games, including 4 games of 90 or more points, the Wildcats continued their fast offensive start. The squad is averaging 92.8 points on 52.1 percent (199-of-382) shooting, including 43.3 percent (68-of-157) from 3-point range.

► The 557 points are the most points through the first 6 games of a season, surpassing the 541 scored by the 1991-92 squad. The 98 points vs. MSU marked the fourth 90-point performance to open the season, which was a first since that Dana Altman-led squad 34 years ago.

## ► 557, 2025-26 (94, 98, 99, 84, 98 and 85 points)

► 541, 1991-92 (103, 90, 115, 59, 99 and 75 points)

► 533, 1997-98 (93, 89, 89, 71, 101 and 90 points)

► 516, 1956-57 (97, 90, 84, 90, 72 and 83 points)

► 490, 2008-09 (96, 88, 82, 69, 83 and 72 points)

## HAGGERTY JOINS ELITE COMPANY

► After his 27-point performance vs. Nebraska, junior **P.J. Haggerty** became the first Wildcat to open a season with 6 consecutive games of 20 or more points, eclipsing a record shared with **Michael Beasley** in 2007-08. His 168 points are also the most by a player through the first 6 games, surpassing Beasley's 163 points.

## HAGGERTY SCORES 37 VS. MSU

► Junior **P.J. Haggerty** scored a season-high 37 points in the win over Mississippi State (11/20/25), which were the most scored by a player under head coach **Jerome Tang** and the most since **Barry Brown Jr.** had 38 points against Oklahoma State on Jan. 10, 2018.

## HAGGERTY HAS RARE 30-10 GAME

► Junior **P.J. Haggerty** had 31 points and a career-tying 10 rebounds vs. Tulsa (11/17/25) to become the first Wildcat since **Michael Beasley** in 2008 to post a rare 30-point, 10-rebound double-double. He scored 27 of his 31 points in the second half, which are the fifth-most in any half.

## MOST POINTS AT BRAMLAGE

► K-State's 99-96 win over Cal on Nov. 13 made history, as the 195 combined points were the most-ever in Bramlage Coliseum, surpassing the 194 scored between K-State (106) and Marshall (88) on Dec. 2, 1995.

► K-State posted the highest field goal percentage of the **Jerome Tang** era, as the Wildcats hit on 64.4 percent. It was the highest field goal percentage since 66.0 percent vs. Wake Forest on March 14, 2017.

## TRIO OF 'CATS POST 20-POINT GAMES

► K-State had three players record 20-point games in the win over Cal, as junior **P.J. Haggerty** led the way with 23 points to go with 21 from senior **Khamari McGriff** and 20 from senior **Nate Johnson**.

► The trio is the first to each have 20-point games since **Dean Wade** (34 points), **Kamau Stokes** (23 points) and **Barry Brown Jr.** (21 points) did it against Iowa State on Dec. 29, 2017.

## MCGRIFF, CASTILLO GO PERFECT

► Two Wildcats - senior **Khamari McGriff** and sophomore **David Castillo** - each went perfect from the field, becoming the 24th and 25th players in school history to go perfect from the field on 5 or more field goals in the 98-71 win over Bellarmine on Nov. 8. They are the first set of teammates to accomplish the feat in the same game.

► Castillo scored a career-high 19 points on 7-of-7 shooting, including 5-of-5 from 3-point range, while McGriff totaled 16 points on 8-of-8 field goals. Castillo is just the eighth Wildcat to go 5-of-5 from beyond the arc, joining his high school coach **Cient Stewart** who was in attendance.





PLAYER NOTES

HAGGERTY AMONG THE BEST

► Junior **P.J. Haggerty** is the among the best players to transfer to K-State, as he is coming off a career-best year in 2024-25, in which, he became the first Memphis Tiger since 2008 to be named an AP All-American while becoming the first Division I player to average at least 21.5 points, 5.5 rebounds, 3.5 assists and 1.5 steals per game to go with 6.5 free throws per game since **Ja Morant** in 2018-19. He is the only Division I player to average at 21 points, 5.5 rebounds, 3.5 assists and 1.5 steals per game in each of the last 2 seasons.

► Haggerty ranked third nationally in both scoring (21.7 ppg.) and total points (759) in 2024-25, while his 759 points were an AAC single-season record and the most since **Dajuan Wagner** (762) set the school season record in 2001-02.

► Haggerty was a consensus Second Team All-American in his lone season at Memphis, while was just the second Tiger to be named the AAC Player of the Year as well as Most Outstanding Player at the AAC Tournament. He was also a finalist for the Jerry West Shooting Guard of the Year award, the Wooden Award and the Riley Wallace Award as the most impactful transfer.

► Haggerty, who has also made stops at TCU (2022-23) and Tulsa (2023-24), has scored more than 1,600 points (1,601) in his college career, connecting on 49.1 percent from the field and 79.5 percent from the free throw line. He has scored in double figures in 70 of 78 career games with 29 games of 25 or more points, including five 30-point games and one 40-point game. He scored a career-high 42 points vs. Wichita State on March 14.

HAGGERTY’S PRESEASON ACCOLADES

- 2025-26 Wooden Award Watch List
- 2025-26 Oscar Robertson Trophy Watch List
- 2025-26 Jersey Mike’s Naismith College Player of the Year Watch List
- 2025-26 NABC Preseason Division I Player of the Year Watch List
- 2025-26 Jerry West Award Preseason Watch List (one of 20)
- 2025-26 Jay Bilas Preseason First Team All-American
- 2025-26 @CBB Analytics Preseason First Team All-American
- 2025-26 CBS Sports Preseason Third Team All-American
- 2025-26 The Field of 68 Preseason Third Team All-American

HAGGERTY ALSO GREAT AT LINE

► In addition to his scoring prowess, **P.J. Haggerty** is also great at getting to the free throw line, as he ranked in the top-3 nationally in both free throws made and attempted in the past 2 seasons, including second in attempts (309) and third in makes (237) in 2023-24 while playing at Tulsa and second in both makes (224) and attempts (274) in 2024-25 while at Memphis.

► Haggerty has made 515 free throws on 648 attempts in the past 4 seasons, averaging nearly 7 makes on nearly 9 attempts in his last 78 games played.

► Last season, Haggerty connected on 81.8 percent from the free throw line with an AAC-best 224 makes on 274 attempts. He went perfect from the line in 6 games, including 14-of-14 vs. Tulane on March 15 in the AAC Tournament. He made 27 straight free throws at one point during the season.

► Haggerty drew 7.9 fouls per 40 minutes as a sophomore at Tulsa in 2023-24, finishing behind only National Player of the Year **Zach Edey** with 309 free throw attempts, while his 237 free throws were the third-most in the country.

BASHIR GOOD FROM 3

► Junior guard **Abdi Bashir Jr.** is among the best returning 3-point shooting in the country, as he led the NCAA in 3-point field goals/game (3.85) while he was second in total 3-point field goals (127) and 3-point field goals attempted (332) in 2024-25. He broke both the Monmouth and CAA (Coastal Athletic Association) single-season record for 3-pointers (327).

► Bashir connected on a career-high 10 3-pointers in his 38-point performance against Rutgers on Nov. 18, 2024. The 10 treys tied for the second-most in Monmouth history. He made at least 5 3-pointers in 12 games, while he had 8 triples in back-to-back games vs. Northeastern (2/24/25) and Elon (2/27/25).

► Bashir has made 202 3-point field goals in his 72-game college career on 38.3 percent shooting, which is nearly 3 made 3-pointers per game. He leads the team with 24 makes so far this season on 50 percent shooting. His 7 made 3-pointers vs. Nebraska (11/21/25) tied for the sixth-most ever in a game.

► As a sophomore, Bashir led Monmouth and the CAA in scoring at 20.1 points per game, while he was 16th in scoring and 25th in total points (663) in the NCAA. He posted five 30-point games, which tied for the most in program history, while he scored 20 or more points in 13 other contests.

► Bashir also had notable performances against Michigan State (20 points), Wichita State (15 points), Stephen F. Austin (30 points), Seton Hall (28 points), Lehigh (22 points), Princeton (26 points) and Auburn (15 points) in 2024-25.

BASHIR ALSO A TWIN

► Junior **Abdi Bashir Jr.** and his brother **Abdul** are among 9 sets of twins playing Division I basketball in 2025-26, including one of 3 sets of identical twins (Illinois’ **Tomislav** and **Zvonimir Ivisic** and Texas State’s **Dimp** and **Ky Pernel**). They also one of 3 sets playing at different schools, joining **Ethan** (Air Force) and **Eli** (Le Moyne) **Greenberg** and **Tajuan** (Seton Hall) and **Takai** (Oregon) **Simpkins**.

TWINS PLAYING DIVISION I BASKETBALL

- **Abdi** and **Abdul Bashir** (K-State, Auburn)
- **Micah** and **Marley Curtis** (North Dakota)
- **Cameron** and **Cayden Boozer** (Duke)
- **Dominykas** and **Dovydas Butka** (Campbell)
- **Ethan** and **Eli Greenberg** (Air Force, Le Moyne)
- **Tomislav** and **Zvonimir Ivisic** (Illinois)
- **Dimp** and **Ky Pernel** (Texas State)
- **Tajuan** and **Takai Simpkins** (Seton Hall, Oregon)
- **Donny** and **MJ Yeager** (Oakland)

INTERNATIONAL FLAIR

► K-State’s 5 international players are the most on any Wildcat team in school history, which includes juniors **Dorin Buca** (Perugia, Italy), **Mobi Ikegwuruka** (Galway, Ireland) and **Elias Rapieque** (Berlin, Germany), sophomore **Stephen Osei** (Toronto, Ontario) and freshman **Andrej Kostic** (Belgrade, Serbia).

► Buca, Kostic and Rapieque are the first-ever players from their respective countries, while the trio joins Ikegwuruka among 7 players from Europe.

■ SITUATIONAL STATS UNDER TANG

	'25-26	Overall
Overall	5-1	66-43
Big 12 play	0-0	28-28
At Home	4-0	45-10
At Bramlage Coliseum	4-0	43-9
On the Road	0-0	9-25
At Neutral Sites	1-1	12-8
In Overtime	0-0	12-1
vs. Top 25 teams	0-0	16-16
vs. Top 10 teams	0-0	7-6
In games decided by 3 points or less	2-1	11-10
In games decided by 4-5 points	0-0	10-4
In games decided by 6-10 points	0-0	17-8
In games decided by 11-19 points	0-0	15-17
In games decided by 20 or more points	3-0	13-4
Scoring first	4-1	47-22
Leading at the Half	4-0	46-9
Tied at the Half	0-0	2-2
Trailing at the Half	1-1	18-32
K-State shoots 50% or better	4-0	24-3
K-State shoots less than 50%	1-1	42-40
K-State shoots better than opponent	5-0	52-10
Opponent shoots 50% or better	1-1	4-11
Opponent shoots less than 50%	4-0	59-32
K-State out-rebounds opponent	4-0	40-16
Opponent out-rebounds K-State	1-0	19-25
K-State shoots 70% or better from FT Line	3-1	42-21
K-State has more FT attempts	2-1	42-12
Opponent has more FT attempts	2-0	22-30
K-State shoots 40% or better from 3-pt range	4-0	23-7
K-State makes at least 6 3-pt FGs	4-1	49-31
K-State has more turnovers than opponent	2-1	29-27
K-State has less turnovers than opponent	2-0	30-11
K-State equals opponent in turnovers	1-0	7-5
K-State scores 100-plus points	0-0	3-0
K-State scores 90-99 points	4-0	12-0
K-State scores 80-89 points	1-1	16-4
K-State scores 70-79 points	0-0	22-10
K-State scores 60-69 points	0-0	12-17
K-State scores 50-59 points	0-0	2-11
K-State scores less than 50 points	0-0	0-0
Opponent scores 100-plus points	0-0	1-0
Opponent scores 90 or more points	1-0	5-4
Opponent scores 80-89 points	1-1	3-12
Opponent scores 70-79 points	2-0	16-19
Opponent scores 60-69 points	1-0	22-9
Opponent scores 50-59 points	0-0	19-0
Opponent scores less than 50 points	0-0	1-0
K-State has 2 in double figures	0-0	46-29
K-State has 3 in double figures	2-1	50-27
K-State has 4 in double figures	3-0	34-13
K-State has 5 in double figures	0-0	12-0
K-State has 6 in double figures	0-0	4-0

■ SPECIAL NIGHT IN SEASON OPENER



► Junior **Nate Johnson** nearly made history in his first game in a Wildcat uniform, as he narrowly missed the school’s first triple-double in the 93-64 win over UNC Greensboro on Nov. 4, as he finished with 22 points on 8-of-11 field goals, including 6-of-7 from 3-point range, to go with 9 rebounds and 9 assists.

► Johnson’s 6 made 3-pointers are the most by a Wildcat in a season opener, while his 9 assists tie **Aaron Swartzendruber** vs. Kansas City in 1996 and **Larry Reid** vs. UTSA in 2000 for the most in an opener.

► Junior All-American candidate **P.J. Haggerty** (27 points) and Johnson (22 points) became the first duo to go over 20 points in a season opener in nearly 18 years since **Michael Beasley** and **Blake Young** went for 32 and 22 points, respectively, against Sacramento State on Nov. 9, 2007.

MOST POINTS IN A SEASON OPENER

- 45, Bob Boozer vs. Purdue, 1958
- 35, Wally Frank vs. South Dakota State, 1959
- 32, Dick Knostman vs. Drake, 1952
- 32, Michael Beasley vs. Sacramento State, 2007
- 31, Mike Evans vs. Northern Iowa, 1977
- 31, Norris Coleman vs. Chaminade, 1985
- 30, Mike Evans vs. Montana State, 1974
- 30, Larry Dassie vs. Vanderbilt, 1976
- 27, **P.J. Haggerty** vs. UNC Greensboro, 2025

► Haggerty’s 27 points, which came on 10-of-20 field goals and 6-of-7 free throws, are ninth-most by a Wildcat in an opener and the most since the aforementioned Beasley, who had 32 points in his first career game.

► Haggerty and Johnson became the first Wildcat duo to post 20-point games in any game since **Arthur Kaluma** (23) and **Cam Carter** (21) did it against No. 6/6 Iowa State on March 9, 2024.

► Junior **Abdi Bashir Jr.** was the other Wildcat to score in double figure, scoring all 16 of his points in the second half, hitting on 6-of-7 field goals, including 4-of-5 from 3-point range.

► The 93 points equaled the most by a **Jerome Tang**-team in a season opener (93 vs. UTRGV (11/7/22) and were the most since scoring 98 vs. Southern Utah on Nov. 14, 2014.

► K-State shot just over 50 percent (34-of-67) from the field, including 59.5 percent (22-of-37) in the second half, while hitting on 51.9 percent (14-of-27) from 3-point range. The 14 made 3-pointers tie for the seventh-most in any game and are the most-ever in a season opener.

► The Wildcats scored 60 of their 93 points in the second half, connecting on 59.5 percent from the field and 64.7 percent (11-of-17) from 3-point range. The 60-point second-half marked the 11th time that a Wildcat team has 60 or more points in a half and tied for the ninth-most points in any half.



AROUND THE

XII

BIG 12 PLAYERS OF THE WEEK

	Player	Newcomer
Nov. 10	Koa Peat, UofA	Koa Peat, UofA
	Christian Anderson, TxFch	
Starting Five - Anderson, Peat, AJ Dybantsa, Baba Miller, Darryn Peterson		
Nov. 17	Kingston Flemings, UH	Kingston Flemings, UH
Starting Five - Flemings, AJ Dybantsa, Tamin Lipsey, Flory Bidunga, JT Toppin		
Nov. 24	PJ Haggerty, K-State	Koa Peat, UofA
Starting Five - Haggerty, Peat, Jaden Bradley, Jamichael Stillwell, Tamin Lipsey		
Dec. 1		
Starting Five -		
Dec. 8		
Starting Five -		
Dec. 15		
Starting Five -		
Dec. 22		
Starting Five -		
Jan. 5		
Starting Five -		
Jan. 12		
Starting Five -		
Jan. 19		
Starting Five -		
Jan. 26		
Starting Five -		
Feb. 2		
Starting Five -		
Feb. 9		
Starting Five -		
Feb. 16		
Starting Five -		
Feb. 23		
Starting Five -		
Mar. 2		
Starting Five -		
Mar. 9		
Starting Five -		

BIG 12 PRESEASON POLL

Team (First-place Votes)	Points
1. Houston (14)	224
2. BYU (1)	204
3. Texas Tech	200
4. Arizona (1)	179
5. Iowa State	170
6. Kansas	163
7. Baylor	137
8. Cincinnati	120
9. K-STATE	117
10. TCU	90
11. West Virginia	79
12. Oklahoma State	77
13. Utah	50
14. UCF	39
15. Colorado	37
16. Arizona State	34

Preseason All-Big 12 First Team

\*AJ Dybantsa, BYU  
Ritchie Saunders, BYU  
Emanuel Sharp, Houston  
Joseph Tugler, Houston  
\*Milos Uzan, Houston  
Tamin Lipsey, Iowa State  
\*Darryn Peterson, Kansas  
PJ Haggerty, K-State  
Christian Anderson, Texas Tech  
\*JT Toppin, Texas Tech

Preseason Speciality Awards

Preseason Player of the Year: JT Toppin, Texas Tech  
Preseason co-Newcomer of the Year: LeJuan Watts, Texas Tech  
Freshman of the Year: Darryn Peterson, Kansas

BIG 12 STANDINGS

	SCHOOL	NET	W-L	Pct.	W-L	Pct.	H	A	N	Streak
—	Oklahoma State	—	0-0	.000	6-0	1.000	6-0	0-0	0-0	W6
—	Arizona	—	0-0	.000	5-0	1.000	2-0	1-0	2-0	W5
—	Colorado	—	0-0	.000	5-0	1.000	5-0	0-0	0-0	W5
—	Houston	—	0-0	.000	5-0	1.000	4-0	0-0	1-0	W5
—	Iowa State	—	0-0	.000	4-0	1.000	3-0	0-0	1-0	W4
—	Baylor	—	0-0	.000	3-0	1.000	3-0	0-0	0-0	W3
—	UCF	—	0-0	.000	5-1	.833	3-1	1-0	1-0	W4
—	K-STATE	—	0-0	.000	5-1	.833	4-0	0-0	1-1	L1
—	Utah	—	0-0	.000	5-1	.833	5-1	0-0	0-0	L1
—	Arizona State	—	0-0	.000	4-1	.800	3-1	1-0	0-0	W1
—	BYU	—	0-0	.000	4-1	.800	2-0	0-0	2-1	W1
—	Cincinnati	—	0-0	.000	4-1	.800	4-0	0-0	0-1	L1
—	West Virginia	—	0-0	.000	5-2	.714	5-0	0-0	0-2	L2
—	Texas Tech	—	0-0	.000	4-2	.667	3-0	0-1	1-1	L1
—	Kansas	—	0-0	.000	3-2	.600	3-0	0-1	0-1	L1
—	TCU	—	0-0	.000	3-2	.600	3-2	0-0	0-0	W1

BIG 12 STAT RANKINGS

Scoring

	Player	G	FG	3FG	FT	Pts	AVG
1.	Haggerty, PJ - KState	6	56	9	47	168	28.00
2.	Brown, Terrence - Utah	6	49	8	45	151	25.17
3.	Carr, Cameron - Baylor	3	23	9	16	71	23.67
4.	Toppin, JT - TTU	5	46	1	16	109	21.80
5.	Saunders, Richie - BYU	5	36	14	18	104	20.80
6.	Dybantsa, AJ - BYU	5	34	5	26	99	19.80
7.	Lipsey, Tamin - IowaSt	4	30	6	10	76	19.00
8.	Jefferson, Joshua - IowaSt	4	27	2	19	75	18.75
9.	Kugel, Riley - UCF	6	40	17	11	108	18.00
10.	Anderson, Christian - TTU	6	35	16	21	107	17.83

Rebounding

	Player	G	Off	Def	Total	AVG
1.	Dawes, Keanu - Utah	6	17	49	66	11.00
2.	Toppin, JT - TTU	5	23	29	52	10.40
3.	Miller, Baba - UC	5	10	40	50	10.00
4.	Awaka, Tobe - UA	5	17	32	49	9.80
5.	Stillwell, Jamichael - UCF	6	16	34	50	8.33
6.	Krivas, Motiejus - UA	5	17	24	41	8.20
7.	Thiam, Moustapha - UC	5	11	29	40	8.00
8.	Jefferson, Joshua - IowaSt	4	8	23	31	7.75
9.	Cenac Jr, Chris - UH	5	9	28	37	7.40
	Bidunga, Flory - KU	5	9	28	37	7.40

Scoring Offense

	Team	G	W-L	Pts	AVG
1.	Iowa St.	4	4-0	382	95.50
2.	Colorado	5	5-0	472	94.40
3.	Oklahoma St.	6	6-0	559	93.17
4.	Kansas St.	6	5-1	557	92.83
5.	Baylor	3	3-0	268	89.33
6.	BYU	5	4-1	436	87.20
7.	UCF	6	5-1	522	87.00
8.	Utah	6	5-1	518	86.33
9.	Texas Tech	6	4-2	493	82.17
10.	Arizona	5	5-0	410	82.00
11.	TCU	5	3-2	400	80.00
12.	Kansas	5	3-2	387	77.40
13.	Arizona St.	5	4-1	385	77.00
14.	Houston	5	5-0	382	76.40
15.	Cincinnati	5	4-1	378	75.60
16.	West Virginia	7	5-2	499	71.29

Scoring Defense

	Team	G	Pts	AVG
1.	Houston	5	267	53.40
2.	West Virginia	7	422	60.29
3.	Iowa St.	4	249	62.25
4.	TCU	5	318	63.60
	Cincinnati	5	318	63.60
6.	Kansas	5	319	63.80
7.	Arizona	5	335	67.00
8.	BYU	5	343	68.60
9.	Arizona St.	5	345	69.00
10.	Oklahoma St.	6	446	74.33
11.	Texas Tech	6	450	75.00
12.	Baylor	3	231	77.00
13.	UCF	6	467	77.83
14.	Kansas St.	6	477	79.50
15.	Utah	6	481	80.17
16.	Colorado	5	408	81.60

Team Summaries

Team	G	PF-PA	Avg score	Margin	FG-FGA	Pct.	3FG-FGA	Pct.	FT-FTA	Pct.	RebF	RebA	Margin
Arizona	5	410-335	82.0-67.0	+15.00	145-293	.495	28-75	.373	92-119	.773	204	152	+10.40
Arizona St.	5	385-345	77.0-69.0	+8.00	135-307	.440	39-115	.339	76-114	.667	181	188	-1.40
BYU	5	436-343	87.2-68.6	+18.60	155-319	.486	46-134	.343	80-104	.769	197	170	+5.40
Baylor	3	268-231	89.3-77.0	+12.33	91-178	.511	28-78	.359	58-81	.716	96	102	-2.00
Cincinnati	5	378-318	75.6-63.6	+12.00	125-292	.428	40-136	.294	88-139	.633	203	182	+4.20
Colorado	5	472-408	94.4-81.6	+12.80	157-294	.534	35-83	.422	123-162	.759	185	146	+7.80
Houston	5	382-267	76.4-53.4	+23.00	149-325	.458	41-134	.306	43-54	.796	197	167	+6.00
Iowa St.	4	382-249	95.5-62.3	+33.25	142-262	.542	36-101	.356	62-93	.667	150	122	+7.00
Kansas	5	387-319	77.4-63.8	+13.60	137-279	.491	39-117	.333	74-103	.718	188	163	+5.00
Kansas St.	6	557-477	92.8-79.5	+13.33	199-382	.521	68-157	.433	91-118	.771	213	183	+5.00
Oklahoma St.	6	559-446	93.2-74.3	+18.83	195-392	.497	48-142	.338	121-159	.761	264	206	+9.67
TCU	5	400-318	80.0-63.6	+16.40	137-315	.435	44-135	.326	82-108	.759	185	169	+3.20
Texas Tech	6	493-450	82.2-75.0	+7.17	171-395	.433	68-195	.349	83-119	.697	235	220	+2.50
UCF	6	522-467	87.0-77.8	+9.17	184-362	.508	57-125	.456	97-134	.724	229	176	+8.83
Utah	6	518-481	86.3-80.2	+6.17	178-378	.471	57-164	.348	105-141	.745	240	222	+3.00
West Virginia	7	499-422	71.3-60.3	+11.00	168-383	.439	50-146	.342	113-163	.693	239	226	+1.86

## ■ BIG WINS AT BRAMLAGE COLISEUM

Most memorable wins since the arena's opening in 1988.

**Nov. 26, 1988 - K-State 81, Purdue 77**

First-ever game in Bramlage Coliseum

**First Points Scored by a Wildcat**

**Steve Henson**, 3-pointer vs. Purdue (18:53 of first half)

**Jan. 14, 1989 - No. 16 Kansas 75, K-State 74**

The first overtime game in Bramlage Coliseum

**Mar. 1, 1989 - K-State 76, No. 7 Missouri 75**

The first Top 25 win at Bramlage Coliseum

**Jan. 16, 1990 - K-State 66, No. 3 Oklahoma 51**

The first Top 5 win at Bramlage Coliseum

**Feb. 8, 1990 - K-State 65, No. 1 Missouri 58**

The first win over a No. 1 team at Bramlage Coliseum

**Dec. 8, 1992 - K-State 73, Ohio 72**

The first overtime win at Bramlage Coliseum

**Jan. 5, 1993 - K-State 79, La Salle 59**

The 50th win at Bramlage Coliseum

**March 17, 1994 - K-State 78, Mississippi State 67**

The first postseason win at Bramlage Coliseum

**March 24, 1994 - K-State 115, Fresno State 77**

**Askia Jones** scores a school-record 62 points

**Nov. 22, 1997 - K-State 89, Long Beach State 50**

The 100th win at Bramlage Coliseum

**Dec. 23, 2000 - K-State 86, No. 19 Iowa 78**

K-State ends 8-game losing streak vs. Top 25 teams

**Feb. 12, 2002 - K-State 69, Texas A&M 38**

The 150th win at Bramlage Coliseum

**Feb. 8, 2006 - K-State 66, Iowa State 63**

The 200th win at Bramlage Coliseum

**Jan. 7, 2008 - K-State 85, Savannah State 25**

The fewest points allowed at Bramlage Coliseum

**Jan. 30, 2008 - No. 22 K-State 84, No. 2 Kansas 75**

The first win over Kansas at Bramlage Coliseum

**Dec. 8, 2009 - K-State 71, Xavier 56**

The 250th win at Bramlage Coliseum

**Jan. 18, 2010 - K-State 71, No. 1 Texas 62**

The second win over a No. 1 team at Bramlage Coliseum

**Feb. 14, 2011 - K-State 84, No. 1 Kansas 68**

The third win over a No. 1 team at Bramlage Coliseum

**Feb. 25, 2013 - No. 13 K-State 75, Texas Tech 55**

The 300th win at Bramlage Coliseum

**Feb. 6, 2016 - K-State 80, No. 1 Oklahoma 69**

The fourth win over a No. 1 team at Bramlage Coliseum

**Jan. 21, 2017 - K-State 79, No. 7 West Virginia 75**

The 350th win at Bramlage Coliseum

**March 9, 2019 - No. 18 K-State 68, Oklahoma 53**

K-State clinches a share of the Big 12 title

**Jan. 15, 2022 - K-State 62, No. 19 Texas Tech 51**

The 400th win at Bramlage Coliseum

**Nov. 7, 2022 - K-State 93, UTRGV 59**

**Jerome Tang's** first win at Bramlage Coliseum

**Jan. 17, 2023 - No. 13 K-State 83, No. 2 Kansas 82 (OT)**

The first OT win over Kansas at Bramlage Coliseum

**Dec. 1, 2024 - K-State 120, UAPB 73**

The most K-State points scored at Bramlage Coliseum

**Nov. 13, 2025 - K-State 99, California 96**

The most combined points in Bramlage Coliseum history



## BRAMLAGE COLISEUM

### 38th season [1988-present]

Now in its 38th season of hosting Wildcat men's basketball, the **Fred Bramlage Coliseum** has carved its own niche in K-State's colorful history of basketball homes. In keeping with the tradition established by Nichols Gymnasium (1910-50) and Ahearn Field House (1950-88), the arena has given the team a deafening, winning environment since its opening in 1988.

Dubbed the "Octagon of Doom," K-State has posted a 445-153 (.743) all-time mark in its current home, including an emotional 81-77 win over Purdue (led by alumnus **Gene Keady**) in the facility's debut on Nov. 26, 1988. The 445 victories are the most at a home venue for the Wildcats, surpassing the previous mark of 378 wins at Ahearn Field House (1950-88).

K-State has earned double-digit victories in 29 of its 37 seasons at Bramlage Coliseum, including a streak of 18 consecutive seasons from 2001-19. Three times Wildcat teams have set the single-season mark with 16 wins in the arena, which came in the 2008-09, 2010-11 and 2012-13 seasons. The 2010-11 team set the high mark for highest winning percentage (.611; .941) in a single season, which was then matched by the 2012-13 squad. The team recorded a 15-1 mark at home in 2022-23, which tied for the fewest losses in arena history.

K-State's home court advantage has been even better since the 2001-02 season, as the Wildcats have compiled a 306-96 (.759) record at Bramlage Coliseum, which includes a 176-19 (.901) mark in non-conference play. Among those 306 victories are 130 in Big 12 play, including 42 against ranked conference foes. In the last 24 seasons, the school has posted double-digit wins 21 times with an average of just over 12 home wins (12.7) per season.

Wins over Top 25 teams have also been a regular occurrence at Bramlage Coliseum since its opening with 54 ranked opponents falling to K-State, including 23 Top 10 opponents. Four No. 1 teams have been defeated during the arena's history, including No. 1 Missouri in 1990, No. 1 Texas in 2010, No. 1 Kansas in 2011 and No. 1 Oklahoma in 2016. The Wildcats have beaten at least one Top 25 opponent at Bramlage Coliseum every season since 2009-10.

The three Top 10 wins (No. 9 Baylor, No. 4 Kansas and No. 6 Iowa State) at Bramlage Coliseum in 2024 were a first in the arena's history. It surpassed the mark of two Top 10 wins set four times (1989-90, 2007-08, 2013-14, 2022-23).

In addition to wins, Bramlage Coliseum has also played host to some of the biggest crowds in the history of K-State basketball. The Wildcats have averaged better than 12,000 fans in 10 seasons since the doors to the arena opened in 1988-89, including a program-best 12,978 fans during that inaugural season.

Nine of the school's Top 10 attendance averages have come since 2006-07.

K-State has ranked among the NCAA's Top 40 nationally in attendance 13 times in the last 19 seasons, including a program-best 24th in 2012-13 (12,528) and 25th in both 2007-08 (12,529) and 2011-12 (12,783). In addition, the program has been rated 26th in 2006-07 (12,301), 2010-11 (12,652) and 2014-15 (12,549), 29th in 2013-14 (12,125) and 2016-17, 31st in 2009-10 (11,884), 32nd (11,903) in 2015-16 and 35th in 2018-19 (10,640).

K-State was one of 22 schools nationally and one of four Big 12 schools (Arizona, Iowa State and Texas Tech) to have both its men's and women's programs finish in the Top 40 nationally in average attendance in 2023-24, as the Wildcats finished 19th in women's basketball attendance with an average of 5,531 fans. The Wildcat women hosted NCAA First/Second Round action for the first time since 2017, selling out the arena for their Second Round matchup with Colorado.

Seating changes and construction has reduced capacity over the years to its current total of 11,010 for the 2025-26 season. The Wildcats sold out eight games and ranked 23rd nationally in percentage capacity at 87.57% as well as 39th in average (9,596) and total attendance (163,135) in 2022-23.

## ■ QUICK FACTS

**Opened:** Nov. 26, 1988

**Groundbreaking:** Oct. 18, 1986

**Capacity:** 11,010

**Original cost:** \$17.2 million

**Building:** The coliseum is named for the late 1935 K-State graduate and Junction City (Kan.) businessman

**Fred Bramlage**, who made the principle contribution.

**All-Time Record:** 445-153 (.743)

**Conference Record:** 180-123 (.594)

**Big 12 Record:** 149-98 (.603)

**Record vs. Top 25:** 54-75 (.419)

**Record vs. Ranked Big 12:** 50-72 (.410)

**Record under Tang:** 43-9 (.820)

# 4

Four No. 1 teams have gone down at Bramlage, including No. 1 Missouri in 1990, No. 1 Texas in 2010, No. 1 Kansas in 2011 and No. 1 Oklahoma in 2016.

# 43-9

K-State is 43-9 at Bramlage Coliseum under **Jerome Tang**, including 21-7 in Big 12 play. Tang is 13-4 at home vs. AP Top 25 opponents, including 4-2 in 2024-25.

# 54

K-State has defeated 54 ranked teams in the history of Bramlage Coliseum, including 51 ranked Big 12 foes.

# 306-96

K-State has tallied a 306-96 record at home since 2001-02, including 130 wins in Big 12 play. The 306 wins rank fourth among all Big 12 schools.

# 445

K-State has posted a 445-153 all-time record at Bramlage Coliseum since its opening in 1988-89. The 445 wins are the most at a home venue for the Wildcats.





# JEROME TANG

## HEAD COACH

Charter Oak State '07

Fourth Season at K-State [66-43]

33rd Season Overall | 23rd Season in College



COACH OF THE YEAR

**Jerome Tang**, who was selected as the 2023 Werner Ladder Naismith Men's College Coach of the Year after guiding the Wildcats to a 26-win season and its 13th trip to the Elite Eight in his inaugural season, is set to start his fourth season as the 25th head men's basketball coach at K-State in 2025-26.

With his relentless passion, energy and positivity, Tang has re-energized a K-State program which had endured three consecutive losing seasons before his arrival in 2022-23. In his first 3 seasons, he has led the Wildcats to a 61-42 (.592) record, including 28 wins in Big 12 play, with consecutive postseason appearances (2023 NCAA Tournament, 2024 NIT) highlighted by the run to the Elite Eight. He is one of just 4 head coaches (**Lon Kruger**, **Frank Martin** and **Bruce Weber**) to help the Wildcats to the postseason in their first 2 seasons.

Among his 66 wins at K-State are 16 against teams ranked in the Top 25, including 7 Top 10 opponents. The 16 career Top 25 wins tie **Tex Winter** (1954-68) for the fourth-most in school history, while the 7 against Top 10 competition are also fourth all-time. Thirteen of the 16 ranked wins have come in the friendly confines of Bramlage Coliseum, where Tang is 43-9 (.820) overall, including 21-7 (.750) in Big 12 play and 13-4 (.765) against ranked foes. The 13 career home Top 25 wins are the second-most by a head coach in school history.

In addition to the wins over ranked teams, Tang's teams have also proved to be clutch in his short tenure, posting a 13-1 mark in overtime games, including an NCAA single-season record 7 such wins in 2023-24. The 12-game winning streak in overtime games was the second-longest such streak in Division I history since 1950 and the second-longest streak behind Florida State (14; 2018-present) and right ahead of Winthrop (10; 2017-present). Including his time as interim head coach at Baylor, Tang is now 13-1 in overtime games.

Tang has helped reestablish the "Octagon of Doom" as one of the toughest places to play in college basketball, as the Wildcats have played before nine sellouts while posting a 40-9 record at home with 13 wins over Top 25 foes, including a pair of top-5 wins over archival Kansas, two over top-10 Baylor and No. 6/6 Iowa State. The 15 home wins in 2022-23 were the most in nearly a decade (2014-15) and tied for the second-most in the arena's 35-year history.

During a roller coaster 2024-25 season that included a 6-game losing streak followed by a 6-game winning streak in Big 12 play, K-State could not overcome a disappointing non-conference season, as the Wildcats finished with a 16-17 overall record, including a tie for ninth place with TCU in the new-look 16-team Big 12 with a 9-11 mark. Among the 16 wins were 10 over teams that advanced to the postseason (3 NCAA Tournament, 1 NIT and 6 College Basketball Crown), including ranked wins over No. 3/3 Iowa State, No. 3/13 Arizona, No. 16/17 Cincinnati, No. 16/17 Kansas and No. 23/23 West Virginia.

Despite losing a pair of All-Americans in **Keyontae Johnson** and **Markquis Nowell** as well as a third starter in **Nae'Qwan Tomlin** right before the season, Tang kept the Wildcats in the NCAA Tournament conversation until the very end of the 2023-24 season before receiving a bid to the NIT, where they lost in the first round at Iowa. The team posted a 19-15 record, which included a tie for ninth with Oklahoma in the new 14-team Big 12 with an 8-10 mark. Among the 19 wins were 10 over teams that advanced to the postseason, including No. 9/9 Baylor, No. 4/4 Kansas, No. 25/21 BYU and No. 6/6 Iowa State.

The victories over the Bears and Jayhawks came in overtime, as the Wildcats set a new Division I single-season record with 7 overtime wins, breaking the mark of 6 set by Wake Forest (1983-84), Chattanooga (1988-89) and Lafayette (2007-08). The 7 overtime wins also broke the school record of 5, set in 1992-93 and 2022-23, while it is the most overtime games in school history (5 total set in 1992-93 and 2022-23). The 6 overtime home wins are also a Division I record.

Armed with just two returning players, the Wildcats posted a 26-10 overall record in Tang's inaugural season, which included a tie for third place in the nation's most difficult conference — the Big 12 — with an 11-7 mark and the school's 13th appearance in the Elite Eight and the first since 2017-18. The 26 wins are the third-most in school history, trailing the school-record 29 in 2009-10 and the 27 in 2012-13, and just the eighth 25-win campaign. His 26 wins are the second-most by a first-year head coach in school history.

During the team's historic season, Tang coached a pair of All-Americans in 2023 Bob Cousy Award winner **Markquis Nowell** and forward **Keyontae Johnson**, who became the first duo in school history to each earn the recognition from The Associated Press when they were selected to the Third Team. Both players were named to the All-Big 12 First Team, while Johnson was the league's Newcomer of the Year. Nowell was selected as the winner of Cousy Award as the nation's top point guard by the Naismith Basketball Hall of Fame after he finished second nationally in assists/game (8.3 apg.), total assists (297) and total steals (92) while ranking in the top-15 in four others. He was chosen the East Regional Most Outstanding Player after guiding the Wildcats to the Elite Eight, averaging 23.5 points, 13.5 assists and 4.0 steals in his 4-game NCAA Tournament run, which included a tournament and school-record 19-assist performance in the win over Michigan State on March 23. Nowell was also named a Third Team All-American by *The Sporting News*, NABC and U.S. Basketball Writers Association.

Tang arrived at K-State on March 21, 2022 after a 19-year stint at Baylor (2003-22), where as an original member of **Scott Drew's** staff played an instrumental role in building the Bears' program from one rocked by scandal and NCAA probation into one of the nation's top programs highlighted by the 2021 NCAA Championship. He helped Baylor win 397 games, including 168 in Big 12 play, to go with 13 postseason appearances (10 NCAA Tournaments, 3 NITs).

## JEROME TANG FILE

Experience	33rd year [Fourth at K-State]
Date Hired	March 21, 2022
Birthdate	October 7
Hometown	San Fernando, Trinidad [West Indies]
Wife	Careylyen [Rey]
Children	Son Seven, Daughter Aylyn Adopted sons Lamar & Richard Hurd

## EDUCATION

► Charter Oak State College '07 [B.S., Emphasis in Leadership]

## COACHING EXPERIENCE

► Heritage Christian Academy [Texas], Head Coach [1993-2003]  
 ► Baylor, Assistant Coach [2003-17]  
 ► Baylor, Associate Head Coach [2017-22]  
 ► K-State, Head Coach [2022-present]

## COACHING HONORS

► 1995 TAPPS Division A State Champion  
 ► 1999 TAPPS Division A State Champion  
 ► 2000 TAPPS Division A State Champion  
 ► 2001 TAPPS Division A State Champion  
 ► 2022 Texas Association of Basketball Coaches (TABC) Division I Men's Assistant Coach of the Year  
 ► 2023 Big 12 Coach of the Year [league coaches/AP]  
 ► 2023 NABC [USBWA District Coach of the Year]  
 ► 2023 Werner Ladder Naismith Men's Coach of the Year  
 ► 2023 *College Hoops Today* National Coach of the Year  
 ► 2023 Ben Jobe National Coach of the Year [finalist]  
 ► 2023 Jim Phelan National Coach of the Year [finalist]  
 ► 2023 Joe B. Hall National Coach of the Year [finalist]

## YEAR-BY-YEAR AS A HEAD COACH

Year	School	Record (Conf.)	Postseason
2022-23	K-State	26-10 (11-7/t-3rd)	NCAA Elite Eight
2023-24	K-State	19-15 (8-10)	NIT First Rd.
2024-25	K-State	16-17 (9-11)	—
2025-26	K-State	5-1 (0-0)	—
<b>Totals (4 years)</b>		<b>66-43 (28-28)</b>	

# 13-1

Record in Overtime Games

## BY THE NUMBER

► 2021 NCAA Champions  
 ► 2013 NIT Champions  
 ► 2021, 2022 Big 12 Regular-Season Champions  
 ► NCAA Tournaments [11 Appearances]  
 [2008, 2010, 2012, 2014, 2015, 2016, 2017, 2019, 2021, 2022, 2023]  
 ► NCAA Final Four [2021]  
 ► NCAA Elite Eight [2010, 2012, 2021, 2023]  
 ► NCAA Sweet 16 [2010, 2012, 2014, 2017, 2021, 2023]  
 ► 13 All-Americans [2 Consensus]  
 ► 64 All-Big 12 Selections [11 on First Team]

## RECORD BREAKDOWN

**Overall:** 68-43 (30-28 Big 12) \*only 2013 games count toward official record

First 4 wins came as an interim head coach at Baylor

► 1/5/13 - Baylor 86, Texas 79 [OT] [Waco, Texas]\*  
 ► 1/8/13 - Baylor 82, at Texas Tech 48 [Lubbock, Texas]\*  
 ► 11/28/20 - Baylor 112, Louisiana 82 [Las Vegas, Nev.]  
 ► 11/29/20 - Baylor 86, Washington 52 [Las Vegas, Nev.]

## ■ ASSISTANT COACHES



### MATTHEW DRISCOLL

Associate Head Coach  
1st Season

► Joined the K-State staff on May 23, 2025 after a 16-year stint as the head coach at North Florida (2009-25), where he became the school's all-time winningest coach (248).

► Driscoll's relationship with Tang dates more than 20 years, as the two coached alongside each other for 6 seasons (2003-09) at Baylor.



### ANTHONY WINCHESTER

Assistant Coach  
4th Season

► Is in the midst of his fourth season at K-State, including his third as an assistant coach after beginning his career as the program's Director of Video Operations in 2022-23.

► Enjoyed a Hall of Fame career at WKU from 2002-06, scoring 1,732 points and becoming an AP All-American as a senior in 2005-06.



### JAREEM DOWLING

Assistant Coach  
4th Season

► Was the first announced member of head coach **Jerome Tang's** inaugural coaching staff on March 29, 2022.

► Helps run a defensive scheme that has ranked among *KenPom's* top-40 in adjusted defensive efficiency, including 27th (95.0) in 2022-23, 25th (96.8) in 2023-24 and 36th (97.2) in 2024-25.



### BILL PETERSON

Assistant Coach  
1st Season

► Joined the K-State staff on April 29, 2025 with experience at virtually every level of college and professional coaching, including time in the NBA with Golden State, Dallas and Milwaukee.

► Peterson previously coached along **Jerome Tang** while at Baylor from 2017-22 where they helped guide the Bears to 2021 national title.



### RODNEY PERRY

Assistant Coach  
4th Season

► Joined the K-State staff on July 27, 2022 as a original member of **Jerome Tang's** coaching staff, primarily focusing on offense.

► A finalist for the 2022 *Jersey Mike's* Naismith High School Boys Coach of the Year, Perry came to K-State from Link Academy in Branson, Mo., where he the Lions to a national runner-up finish.



### MARCO BORNE

Chief of Staff  
4th Season

► Joined the K-State staff on March 29, 2022 as the program's Chief of Staff, where he assists **Jerome Tang** in all areas.

► A native of New Orleans, Borne has been a head coach at Paul Quinn College (2009-11) and as interim head coach at Southern-New Orleans in 2006-07 after Hurricane Katarina.



HIGHS/LOWS OF THE JEROME TANG ERA [2023-present]

Individual

Category	Kansas State	Opponent
Points	37 - P.J. Haggerty vs. Mississippi State (11/20/25)	38 - Jalen Wilson, Kansas (1/17/23)
Points in a Half	27 - P.J. Haggerty vs. Tulsa (11/17/25)	22 - Payton Sandfort, Iowa (3/19/24)
Field Goals Made	13 - P.J. Haggerty vs. Mississippi State (11/20/25)	12 - Jalen Wilson, Kansas (1/17/23)
		12 - Hunter Dickinson, Kansas (1/18/25)
Field Goals Attempted	22 - Cam Carter vs. Miami (11/19/23)	25 - Jalen Wilson, Kansas (1/17/23)
	22 - Dug McDaniel vs. Arizona (2/11/25)	
Highest FG Percentage (min. 5 made)	100.0 (9-of-9) - Keyontae Johnson at Butler (11/30/22)	100.0 (6-of-6) - Dillon Mitchell, Texas (3/13/24)
	100.0 (9-of-9) - David N'Guessan vs. Abilene Christian (12/6/22)	100.0 (5-of-5) - Daimion Collins, LSU (11/14/24)
	100.0 (5-of-5) - Will McNair Jr. at West Virginia (1/9/24)	100.0 (6-of-6) - Sam Hoiberg, Nebraska (11/21/25)
	100.0 (6-of-6) - David N'Guessan vs. Cleveland State (11/9/24)	
	100.0 (8-of-8) - Khamari McGriff vs. Bellarmine (11/8/25)	
	100.0 (7-of-7) - David Castillo vs. Bellarmine (11/8/25)	
Highest FG Percentage (min. 10 made)	76.9 (10-of-13) - Arthur Kaluma vs. Villanova (12/5/23)	73.3 (11-of-15) - Abou Ousmane, Oklahoma State (1/7/25)
3-Point Field Goals Made	7 - Abdi Bashir Jr. vs. Nebraska (11/21/25)	8 - Mitch Mascari, Drake (12/17/24)
3-Point Field Goals Attempted	15 - Abdi Bashir Jr. vs. Nebraska (11/21/25)	14 - Erik Stevenson, West Virginia (3/4/23)
		14 - Pryce Sandfort, Nebraska (11/21/25)
3-Point Field Goal Percentage (min. 3 made)	100.0 (5-of-5) - Brendan Hausen vs. Oklahoma State (1/29/25)	80.0 (4-of-5) - Nicolas Timberlake, Kansas (3/5/24)
	100.0 (5-of-5) - David Castillo vs. Bellarmine (11/8/25)	80.0 (8-of-10) - Mitch Mascari, Drake (12/17/24)
Free Throws	14 - Tylor Perry vs. Providence (11/17/23)	14 - Kedrian Johnson, West Virginia (3/4/23)
Free Throws Attempted	14 - Tylor Perry vs. Providence (11/17/23)	16 - Keyonte George, Baylor (1/7/23)
Free Throw Percentage (min. 5 made)	100.0 (14-of-14) - Tylor Perry vs. Providence (11/17/23)	100.0 - 12 times
Offensive Rebounds	10 - David N'Guessan vs. New Orleans (11/5/24)	11 - Juwan Gary, Nebraska (12/17/23)
Defensive Rebounds	13 - Arthur Kaluma vs. Chicago State (1/2/24)	14 - Hunter Dickinson, Kansas (3/5/24)
Total Rebounds	17 - David N'Guessan at TCU (1/4/25)	20 - Hunter Dickinson, Kansas (3/5/24)
Assists	\$19 - Markquis Nowell vs. Michigan State (3/23/23)	11 - Mike Miles Jr., TCU (1/14/23)
		11 - Dajuan Harri Jr., Kansas (1/17/23)
		11 - Jacari Lane, North Alabama (12/2/23)
Blocks	5 - Nae'Qwan Tomlin vs. Rhode Island (11/21/22)	8 - Moustapha Thiam, UCF (2/26/25)
	5 - Will McNair Jr. at Texas Tech (1/13/24)	
	5 - Coleman Hawkins vs. Kansas (2/8/25)	
Steals	7 - Markquis Nowell vs. West Virginia (12/31/22)	6 - Micah Peavy, TCU (2/7/23)
		6 - Kedrian Johnson, West Virginia (3/4/23)
		6 - Charlie Easley, South Dakota State (11/13/23)
		6 - Keshon Gilbert, Iowa State (3/14/24)
Minutes Played	45 - Keyontae Johnson vs. Michigan State (3/23/23)	45 - Jalen Wilson, Kansas (1/17/23)
	45 - Tylor Perry vs. Kansas (2/5/24)	45 - Isaac McBride, Oral Roberts (11/29/23)
		45 - Kareem Thompson, Oral Roberts (11/29/23)
		45 - Daniel Abreu, Drake (12/17/24)
		45 - Bennett Stirtz, Drake (12/17/24)

Team

K-State High	K-State Low	Category	Opponent High	Opponent Low
\$120 vs. UAPB (12/1/24)	46 vs. Nebraska (12/17/23)	Points Scored	103 by Texas (1/3/23)	49 by Cincinnati (3/5/25)
40 vs. UAPB (12/1/24)	16 twice	Field Goals	35 twice	18 4 times
75 vs. Central Arkansas (11/22/23)	45 vs. Cleveland State (11/9/24)	Field Goals Attempted	77 by West Virginia (2/26/24)	47 by California (11/11/22)
64.4 vs. California (11/13/25)	26.7 vs. Nebraska (12/17/23)	FG Percentage	57.1 by Iowa State (1/24/23)	27.9 by Central Arkansas (11/22/23)
21 vs. UAPB (12/1/24)	1 twice	3-Point Field Goals Made	15 by California (11/13/25)	1 by Iowa State (3/14/24)
\$40 vs. UAPB (12/1/24)	12 vs. Abilene Christian (12/6/22)	3-Point Field Goals Attempted	37 by Arizona State (2/4/25)	10 by Wichita State (12/21/24)
60.9 vs. Bellarmine (11/8/25)	5.3 vs. Arizona (2/11/25)	3-Point Field Goal Percentage	56.3 by Drake (12/17/24)	7.1 by Iowa State (3/14/24)
34 vs. North Alabama (12/2/23)	2 twice	Free Throws	29 by Baylor (1/7/23)	1 by Nebraska (12/17/23)
48 vs. North Alabama (12/2/23)	3 at Butler (11/30/22)	Free Throws Attempted	39 twice	4 by Nebraska (12/17/23)
100.0 vs. Villanova (12/5/23)	40.0 twice	Free Throw Percentage	100.0 by Mississippi Valley State (11/19/24)	25.0 by Nebraska (12/17/23)
29 at TCU (1/4/25)	2 twice	Offensive Rebounds	23 twice	3 by Iowa State (3/8/25)
38 vs. Florida (1/28/23)	14 at Iowa State (1/24/23)	Defensive Rebounds	36 by St. John's (12/7/24)	11 by Bellarmine (11/8/25)
63 vs. Central Arkansas (11/22/23)	20 twice	Total Rebounds	57 by Nebraska (12/17/23)	22 4 times
27 twice	8 vs. Cincinnati (12/30/24)	Fouls	28 by North Alabama (12/2/23)	8 by TCU (1/14/23)
2 twice	0 90 times	Fouled Out	3 4 times	0 80 times
30 vs. UAPB (12/1/24)	6 at BYU (2/15/25)	Assists	22 twice	5 by Wichita State (12/3/22)
23 at Texas Tech (2/11/23)	5 twice	Turnovers	26 by UTRGV (11/7/22)	4 by Baylor (1/22/25)
9 twice	0 8 times	Blocks	9 by Kansas (1/31/23)	0 5 times
16 vs. UAPB (12/1/24)	1 vs. Texas (3/13/24)	Steals	15 by TCU (1/14/23)	1 by Kansas (1/18/25)
56 twice	18 6 times	Points in Paint	54 by TCU (1/14/23)	12 by Central Arkansas (11/22/23)
32 vs. UAPB (12/1/24)	4 3 times	Points off Turnovers	31 by Oklahoma State (1/7/25)	2 by Michigan State (3/23/23)
\$34 vs. Central Arkansas (11/22/23)	0 twice	2nd Chance Points	25 by TCU (3/9/23)	0 by UIW (12/11/22)
27 vs. California (11/13/25)	0 vs. TCU (3/9/23)	Fast Break Points	32 by TCU (1/14/23)	0 by Arizona State (2/23/25)
\$68 vs. UAPB (12/1/24)	2 twice	Bench Points	42 by BYU (2/24/24)	2 by Kansas (2/5/24)
63 vs. UAPB (12/1/24)	19 vs. Oklahoma (1/30/24)	Points/1st Half	56 by Houston (1/11/25)	16 by Florida (1/28/23)
67.6 vs. California (11/13/25)	23.1 twice	FG Percentage/1st Half	62.5 by Oral Roberts (11/28/23)	17.9 by Central Arkansas (11/22/23)
60 vs. UNC Greensboro (11/4/25)	12 vs. Nebraska (12/17/23)	Points/2nd Half	63 by Texas (1/3/23)	18 twice
70.4 vs. Oklahoma (3/1/23)	16.0 vs. Nebraska (12/17/23)	FG Percentage/2nd Half	68.2 by Kansas (1/18/25)	21.9 by Iowa State (2/18/23)
16 5 times	9 vs. Villanova (12/5/23)	Points/Overtime	13 by Providence (11/17/23)	6 twice
83.3 vs. Nevada (11/22/22)	33.3 vs. Kansas (1/17/23)	FG Percentage/Overtime	50.0 3 times	20.0 by West Virginia (2/26/24)

SSchool record



# 2025-26 RESULTS

**Overall Record: 5-1** (Home: 4-0 // Away: 0-0 // Neutral: 1-1)  
**Big 12 Record: 0-0** (Home: 0-0 // Away: 0-0)

Date	Rk	Opponent	W/L	Score	Record [Big 12]	High Scorer	High Rebounds	High Assists	High Steals	High Blocks	Attend.
Oct. 24	rv/rv	1@rv/rv Missouri	L	91-100	—	Haggerty (23)	Two players (6)	Haggerty (6)	Haggerty (2)	Two players (1)	—
Oct. 29	rv/rv	2NEWMAN	W	112-90	—	Haggerty (27)	Ikegwuruka (6)	Haggerty (10)	Rapieque (5)	Three players (2)	6,901
Nov. 5	rv/rv	UNC GREENSBORO	W	93-64	1-0	Haggerty (27)	N. Johnson (9)	N. Johnson (9)	Rapieque (3)	Two players (2)	7,765
Nov. 8	rv/rv	BELLARMINE	W	98-71	2-0	Haggerty (23)	N. Johnson (7)	Haggerty (11)	Two players (2)	Two players (1)	8,040
Nov. 13	rv/rv	CALIFORNIA	W	99-96	3-0	Haggerty (23)	Castillo (4)	Haggerty (6)	Two players (2)	Buca (4)	7,521
Nov. 17	rv/—	TULSA	W	84-83	4-0	Haggerty (31)	Haggerty (10)	N. Johnson (4)	Haggerty (2)	Two players (1)	7,123
Nov. 20	rv/—	3vs. Mississippi State	W	98-77	5-0	Haggerty (37)	Haggerty (7)	Haggerty (8)	Two players (2)	Four players (1)	5,278
Nov. 21	rv/—	4vs. Nebraska	L	85-86	5-1	Haggerty (27)	Haggerty (6)	Haggerty (7)	Five players (1)	McGriff (2)	6,743
Nov. 25	—/—	@25/24 Indiana									
Dec. 1	—/—	BOWLING GREEN									
Dec. 6	—/—	SETON HALL									
Dec. 8	—/—	MISSISSIPPI VALLEY STATE									
Dec. 13	—/—	@Creighton									
Dec. 20	—/—	SOUTH DAKOTA									
Dec. 28	—/—	ULM									
Jan. 3	—/—	BYU*									
Jan. 7	—/—	@Arizona*									
Jan. 10	—/—	@Arizona State*									
Jan. 14	—/—	UCF*									
Jan. 17	—/—	@Oklahoma State*									
Jan. 20	—/—	UTAH*									
Jan. 24	—/—	KANSAS*									
Jan. 27	—/—	@West Virginia*									
Feb. 1	—/—	IOWA STATE*									
Feb. 7	—/—	@TCU*									
Feb. 11	—/—	CINCINNATI*									
Feb. 14	—/—	@Houston*									
Feb. 17	—/—	BAYLOR*									
Feb. 21	—/—	@Texas Tech*									
Feb. 25	—/—	@Colorado*									
Feb. 28	—/—	TCU*									
Mar. 3	—/—	WEST VIRGINIA*									
Mar. 7	—/—	@Kansas*									
Mar. 10-14	—/—	4vs. TBD									

1 – Exhibition (Mizzou Arena, Columbia, Mo.)  
2 – Exhibition (Bramlage Coliseum, Manhattan, Kan.)  
3 – Hall of Fame Classic (T-Mobile Center, Kansas City, Mo.)  
4 – Phillips 66 Big 12 Conference Tournament (T-Mobile Center, Kansas City, Mo.)  
\* – Big 12 Conference game

## Attendance / Record Summary

► Overall

Site	G	W-L	Total	Avg.	High
Home	4	4-0	30,449	7,612	8,040 vs. Bellarmine (11/8/25)
Away	—	—	—	—	—
Neutral	2	1-1	12,021	6,011	6,743 vs. Nebraska (11/21/25)
Total	6	5-1	42,470	7,078	8,040 vs. Bellarmine (11/8/25)

► Big 12

Site	G	W-L	Total	Avg.	High
Home	—	—	—	—	—
Away	—	—	—	—	—
Neutral	—	—	—	—	—
Total	—	—	—	—	—

## Win/Loss Margin

	1	2	3	4	5	6	7	8	9	10	11	12	13	14	15	16	17	18	19	20-24	25+
Wins (5)	1		1																	1	2
Losses (1)	1																				

## Largest Leads / Deficits

► When Leading

Largest Margin of Victory	29 vs. UNC Greensboro (11/4/25)
Largest Overall Lead	32 vs. UNC Greensboro (11/4/25)
Largest Halftime Lead	21 vs. California (11/13/25)
Largest Lead in a Loss	5 vs. Nebraska (11/21/25)
Largest Halftime Lead in a Loss	—
Largest K-State Run	15-0 vs. UNC Greensboro (11/4/25)

► When Trailing

Largest Margin of Defeat	1 vs. Nebraska (11/21/25)
Largest Overall Deficit	15 vs. Nebraska (11/21/25)
Largest Halftime Deficit	10 vs. Nebraska (11/21/25)
Largest Deficit Overcome in a Win	10 vs. UNC Greensboro (11/4/25)
Largest Halftime Deficit in a Win	1 vs. UNC Greensboro (11/4/25)
Largest Opponent Run	15-0 by Nebraska (11/21/25)





2025-26 SEASON BOX SCORE

Game Records

Record	Overall	Home	Away	Neutral
ALL GAMES	5-1	4-0	0-0	1-1
CONFERENCE	0-0	0-0	0-0	0-0
NON-CONFERENCE	5-1	4-0	0-0	1-1

Score by Periods

Team	1st	2nd	OT	TOT
Kansas St.	252	305	0	557
Opponents	213	264	0	477

Team Box Score

No.	Player				Total		3-Point		F-Throw		Rebounds													
		GP-GS	MIN	AVG	FG-FGA	FG%	3FG-3FGA	3FG%	FT-FTA	FT%	OFF	DEF	TOT	AVG	PF	DQ	A	TO	BLK	STL	PTS	AVG		
4	HAGGERTY, PJ	6-6	204:18	34.0	56-100	.560	9-22	.409	47-56	.839	8	24	32	5.3	16	0	38	23	1	6	168	28.0		
1	BASHIR JR., Abdi	6-6	154:42	25.8	28-62	.452	24-48	.500	6-7	.857	0	14	14	2.3	7	0	14	7	0	2	86	14.3		
34	JOHNSON, Nate	6-6	195:41	32.6	32-57	.561	14-28	.500	4-6	.667	6	31	37	6.2	17	0	27	11	1	9	82	13.7		
10	CASTILLO, David	6-0	116:47	19.5	24-44	.545	13-25	.520	10-13	.769	2	9	11	1.8	7	0	11	7	0	2	71	11.8		
21	MCGRIFF, Khamari	6-6	117:26	19.6	29-35	.829	0-1	.000	12-13	.923	8	16	24	4.0	19	1	5	3	4	5	70	11.7		
47	KOSTIC, Andrej	6-0	62:55	10.5	9-26	.346	6-17	.353	4-5	.800	5	6	11	1.8	3	0	5	5	1	1	28	4.7		
0	RAPICQUE, Elias	6-5	107:57	18.0	6-21	.286	2-9	.222	4-8	.500	5	10	15	2.5	18	0	10	7	3	7	18	3.0		
14	IKEGWURUKA, Mobi	5-1	70:08	14.0	5-7	.714	0-0	.000	2-4	.500	4	6	10	2.0	9	0	3	4	3	2	12	2.4		
3	JONES, CJ	6-0	95:55	16.0	4-16	.250	0-6	.000	1-2	.500	1	14	15	2.5	6	0	9	6	0	4	9	1.5		
22	BUCA, Dorin	6-0	51:56	8.7	3-9	.333	0-1	.000	1-4	.250	7	5	12	2.0	6	0	3	4	8	0	7	1.2		
15	MANNING, Taj	4-0	14:10	3.5	2-2	1.000	0-0	.000	0-0	.000	1	4	5	1.3	2	0	1	1	2	0	4	1.0		
23	OSEI, Stephen	2-0	08:05	4.0	1-3	.333	0-0	.000	0-0	.000	2	1	3	1.5	1	0	0	3	0	0	2	1.0		
Team											12	12	24					1						
Total		6	1200		199-382	.521	68-157	.433	91-118	.771	61	152	213	35.5	111	1	126	82	23	38	557	92.8		
Opponents		6	1200		172-371	.464	48-155	.310	85-123	.691	61	122	183	30.5	104	3	90	83	15	50	477	79.5		

Team Statistics

	KSTATE	OPP
Scoring	557	477
Points per game	92.8	79.5
Scoring margin	+13.3	-
Field goals-att	199-382	172-371
Field goal pct	.521	.464
3 point fg-att	68-157	48-155
3-point FG pct	.433	.310
3-pt FG made per game	11.3	8.0
Free throws-att	91-118	85-123
Free throw pct	.771	.691
F-Throws made per game	15.2	14.2
Rebounds	213	183
Rebounds per game	35.5	30.5
Rebounding margin	+5.0	-
Assists	126	90
Assists per game	21.0	15.0
Turnovers	82	83
Turnovers per game	13.7	13.8
Turnover margin	+0.2	-
Assist/turnover ratio	1.5	1.1
Steals	38	50
Steals per game	6.3	8.3
Blocks	23	15
Blocks per game	3.8	2.5
Winning streak	0	-
Home win streak	4	-
Attendance	30449	0
Home games-Avg/Game	4-7612	0-0
Neutral site-Avg/Game	-	2-6011

Team Results


Date	Opponent		Score	Att.
11/04/2025	UNC Greensboro	W	93-64	7765
11/08/2025	Bellarmine	W	98-71	8040
11/13/2025	California	W	99-96	7521
11/17/2025	Tulsa	W	84-83	7123
11/20/2025	vs Mississippi St.	W	98-77	5278
11/21/2025	vs Nebraska	L	85-86	6743

2025-26 GAME-BY-GAME STATISTICS

Opponent	W/L	1H	2H	OT	TOT	+/-	FGM-A	Pct.	3FM-A	Pct.	FTM-A	Pct.	OR	DR	TOT	+/-	A	TO	TO Mar	BLK	STL	PF	
KANSAS STATE	W	33	60	—	93	+29	34-67	50.7	14-27	51.9	11-20	55.0	11	31	42	+11	22	16	+2	7	9	20	
UNC Greensboro		34	30	—	64		23-61	37.7	6-20	30.0	12-20	60.0	10	21	31		15	18		3	11	17	
KANSAS STATE	W	46	52	—	98	+27	33-53	62.3	14-23	60.9	18-23	78.3	11	25	36	+14	24	18	-5	3	5	19	
Bellarmine		30	41	—	71		28-61	45.9	4-20	20.0	11-17	64.7	11	11	22		11	13		1	12	20	
KANSAS STATE	W	55	44	—	99	+3	38-59	64.4	9-18	50.0	14-21	66.7	6	19	25	-1	21	17	0	5	9	17	
California		34	62	—	96		35-62	56.5	15-28	53.6	11-14	78.6	9	17	26		21	17		5	11	20	
KANSAS STATE	W	39	45	—	84	+1	30-68	44.1	5-24	20.8	19-21	90.5	12	28	40	+2	18	10	-1	2	5	19	
Tulsa		34	49	—	83		27-66	40.9	8-30	26.7	21-29	72.4	14	24	38		16	9		1	7	16	
KANSAS STATE	W	44	54	—	98	+21	37-73	50.7	14-30	46.7	10-11	90.9	12	26	38	+4	22	8	+6	4	5	19	
vs. Mississippi State		36	41	—	77		26-60	43.3	7-25	28.0	18-23	78.3	9	25	34		11	14		5	3	14	
KANSAS STATE	L	35	50	—	85	-1	27-62	43.5	12-35	34.3	19-22	86.4	9	23	32	0	19	13	-1	2	5	17	
vs. Nebraska		45	41	—	86		33-61	54.1	8-32	25.0	12-20	60.0	8	24	32		16	12		0	6	17	
KANSAS STATE																							
@Indiana																							
KANSAS STATE																							
Bowling Green																							
KANSAS STATE																							
Seton Hall																							
KANSAS STATE																							
Mississippi Valley State																							
KANSAS STATE																							
@Creighton																							
KANSAS STATE																							
South Dakota																							
KANSAS STATE																							
ULM																							
KANSAS STATE																							
BYU																							
KANSAS STATE																							
@Arizona																							
KANSAS STATE																							
@Arizona State																							
KANSAS STATE																							
UCF																							
KANSAS STATE																							
@Oklahoma State																							
KANSAS STATE																							
Utah																							
KANSAS STATE																							
Kansas																							
KANSAS STATE																							
@West Virginia																							
KANSAS STATE																							
Iowa State																							
KANSAS STATE																							
@TCU																							
KANSAS STATE																							
Cincinnati																							
KANSAS STATE																							
@Houston																							
KANSAS STATE																							
Baylor																							
KANSAS STATE																							
@Texas Tech																							
KANSAS STATE																							
@Colorado																							
KANSAS STATE																							
TCU																							
KANSAS STATE																							
West Virginia																							
KANSAS STATE																							
@Kansas																							
KANSAS STATE																							
vs. TBD																							



2025-26 SUPERLATIVES



Individual

Category	Kansas State	Opponent
Points Scored	37 - P.J. Haggerty vs. Mississippi State (11/21/25)	27 - Chris Bell, California (11/13/25)
Field Goals	13 - P.J. Haggerty vs. Mississippi State (11/21/25)	9 - Michael Wilson Jr., Bellarmine (11/8/25) 9 - Dai Dai Ames, California (11/13/25) 9 - Chris Bell, California (11/13/25)
Field Goals Attempted	21 - P.J. Haggerty vs. Mississippi State (11/21/25) 21 - P.J. Hagerty vs. Nebraska (11/21/25)	17 - Pryce Sandfort, Nebraska (11/21/25)
Highest FG Percentage (min. 5 made)	100.0 (8-of-8) - Khamari McGriff vs. Bellarmine (11/8/25) 100.0 (7-of-7) - David Castillo vs. Bellarmine (11/8/25)	100.0 (6-of-6) - Sam Hoiberg, Nebraska (11/21/25)
Highest FG Percentage (min. 10 made)	61.9 (13-of-21) - P.J. Haggerty vs. Mississippi State (11/21/25)	—
3-Point Field Goals Made	7 - Abdi Bashir Jr. vs. Nebraska (11/21/25)	7 - Chris Bell, California (11/13/25)
3-Point Field Goals Attempted	15 - Abdi Bashir Jr. vs. Nebraska (11/21/25)	14 - Pryce Sandfort, Nebraska (11/21/25)
3-Point Field Goal Percentage (min. 3 made)	85.7 (6-of-7) - Nate Johnson vs. UNC Greensboro (11/4/25)	77.8 (7-of-9) - Chris Bell, California (11/13/25)
Free Throws	11 - P.J. Haggerty vs. Bellarmine (11/8/25) 11 - P.J. Haggerty vs. Tulsa (11/17/25)	8 - Myles Rigsby, Tulsa (11/17/25) 8 - Josh Hubbard, Mississippi State (11/20/25) 8 - Rienk Mast, Nebraska (11/21/25)
Free Throws Attempted	12 - P.J. Haggerty vs. Bellarmine (11/8/25) 12 - P.J. Haggerty vs. California (11/13/25) 12 - P.J. Haggerty vs. Tulsa (11/17/25)	10 - Rienk Mast, Nebraska (11/21/25)
Free Throw Percentage (min. 5 made)	100.0 (5-of-5) - Abdi Bashir Jr. vs. Nebraska (11/21/25)	100.0 (8-of-8) - Myles Rigsby, Tulsa (11/17/25)
Free Throw Percentage (min. 10 made)	91.7 (11-of-12) - P.J. Haggerty vs. Bellarmine (11/8/25) 91.7 (11-of-12) - P.J. Haggerty vs. Tulsa (11/17/25)	—
Offensive Rebounds	3 - Mobi Ikegwuruka vs. Bellarmine (11/8/25) 3 - Khamari McGriff vs. Tulsa (11/17/25) 3 - P.J. Haggerty vs. Tulsa (11/17/25) 3 - Nate Johnson vs. Tulsa (11/17/25) 3 - P.J. Haggerty vs. Mississippi State (11/21/25)	5 - Justin Neely, UNC Greensboro (11/4/25) 5 - Miles Barnstable, Tulsa (11/17/25)
Defensive Rebounds	8 - Nate Johnson vs. UNC Greensboro (11/4/25)	6 - Achor Achor, Mississippi State (11/20/25) 6 - Shawn Jones Jr., Mississippi State (11/20/25)
Total Rebounds	10 - P.J. Haggerty vs. Tulsa (11/17/25)	9 - Justin Neely, UNC Greensboro (11/4/25) 9 - Miles Barnstable, Tulsa (11/17/25) 9 - Achor Achor, Mississippi State (11/20/25)
Assists	11 - P.J. Haggerty vs. Bellarmine (11/8/25)	7 - Dai Dai Ames, California (11/13/25)
Blocked Shots	4 - Dorin Buca vs. California (11/13/25)	3 - Dhiaukuei Manyiel Dut (11/13/25)
Steals	3 - Elias Rapieque vs. UNC Greensboro (11/4/25)	5 - Dai Dai Ames, California (11/13/25)
Minutes Played	37 - P.J. Haggerty vs. Nebraska (11/21/25)	36 - Miles Barnstable, Tulsa (11/17/25)


Team

K-State High	K-State Low	Category	Opponent High	Opponent Low
99 vs. California (11/13/25)	84 vs. Tulsa (11/17/25)	Points Scored	96 by California (11/13/25)	64 by UNC Greensboro (11/4/25)
38 vs. California (11/13/25)	27 vs. Nebraska (11/21/25)	Field Goals	35 by California (11/13/25)	23 by UNC Greensboro (11/4/25)
73 vs. Mississippi State (11/20/25)	53 vs. Bellarmine (11/8/25)	Field Goals Attempted	66 by Tulsa (11/17/25)	60 by Mississippi State (11/20/25)
^64.4 vs. California (11/13/25)	43.5 vs. Nebraska (11/21/25)	FG Percentage	56.5 by California (11/13/25)	37.7 by UNC Greensboro (11/4/25)
14, 3 times	5 vs. Tulsa (11/17/25)	3-Point Field Goals Made	^15 by California (11/13/25)	4 by Bellarmine (11/8/25)
35 vs. Nebraska (11/21/25)	18 vs. California (11/13/25)	3-Point Field Goals Attempted	32 by Nebraska (11/21/25)	20, twice
60.9 vs. Bellarmine (11/8/25)	20.8 vs. Tulsa (11/17/25)	3-Point Field Goal Percentage	53.6 by California (11/13/25)	20.0 by Bellarmine (11/8/25)
19, twice	10 vs. Mississippi State (11/20/25)	Free Throws	21 by Tulsa (11/17/25)	11, twice
23 vs. Bellarmine (11/8/25)	11 vs. Mississippi State (11/20/25)	Free Throws Attempted	29 by Tulsa (11/17/25)	14 by California (11/13/25)
90.9 vs. Mississippi State (11/20/25)	55.0 vs. UNC Greensboro (11/4/25)	Free Throw Percentage	78.6 by California (11/13/25)	60.0, twice
12, twice	6 vs. California (11/13/25)	Offensive Rebounds	14 by Tulsa (11/17/25)	8 by Nebraska (11/21/25)
31 vs. UNC Greensboro (11/4/25)	19 vs. California (11/13/25)	Defensive Rebounds	25 by Mississippi State (11/20/25)	11 by Bellarmine (11/8/25)
42 vs. UNC Greensboro (11/4/25)	25 vs. California (11/13/25)	Total Rebounds	38 by Tulsa (11/17/25)	22 by Bellarmine (11/8/25)
20 vs. UNC Greensboro (11/4/25)	17, twice	Fouls	20 twice	14 by Mississippi State (11/20/25)
1 vs. UNC Greensboro (11/4/25)	0, 5 times	Fouled Out	1 3 times	0, 3 times
24 vs. Bellarmine (11/8/25)	18 vs. Tulsa (11/17/25)	Assists	21 by California (11/13/25)	11, twice
18 vs. Bellarmine (11/8/25)	8 vs. Mississippi State (11/20/25)	Turnovers	18 by UNC Greensboro (11/4/25)	9 by Tulsa (11/17/25)
7 vs. UNC Greensboro (11/4/25)	2, twice	Blocked Shots	5, twice	0 by Nebraska (11/21/25)
9 twice	5, 5 times	Steals	12 by Bellarmine (11/8/25)	3 by Mississippi State (11/20/25)
\$56 vs. California (11/13/25)	24 vs. Nebraska (11/21/25)	Points in Paint	48 by Nebraska (11/21/25)	28 by UNC Greensboro (11/4/25)
22 vs. California (11/13/25)	12 vs. Tulsa (11/17/25)	Points off Turnovers	27 by California (11/13/25)	4 by Mississippi State (11/20/25)
17, twice	12 vs. California (11/13/25)	2nd Chance Points	15, twice	8 by Mississippi State (11/20/25)
^27 vs. California (11/13/25)	6 vs. Bellarmine (11/8/25)	Fast Break Points	15 by California (11/13/25)	4, twice
31 vs. Bellarmine (11/8/25)	21 vs. UNC Greensboro (11/4/25)	Bench Points	34 by Mississippi State (11/20/25)	10 by UNC Greensboro (11/4/25)
55 vs. California (11/13/25)	33 vs. UNC Greensboro (11/4/25)	Points/1st Half	45 by Nebraska (11/21/25)	30 by Bellarmine (11/8/25)
^67.6 vs. California (11/13/25)	39.4 vs. Nebraska (11/21/25)	FG Percentage/1st Half	54.3 by Nebraska (11/21/25)	33.3 by Tulsa (11/17/25)
60 vs. UNC Greensboro (11/4/25)	44 vs. California (11/13/25)	Points/2nd Half	62 by California (11/13/25)	30 by UNC Greensboro (11/4/25)
65.4 vs. Bellarmine (11/8/25)	42.9 vs. Tulsa (11/17/25)	FG Percentage/2nd Half	67.6 by California (11/13/25)	34.6 by UNC Greensboro (11/4/25)
—	—	Points/Overtime	—	—
—	—	FG Percentage/Overtime	—	—

^High in Jerome Tang era  
\$School record



2025-26 LINEUP COMBINATIONS / NCAA RANKINGS



WILDCATS IN NCAA RANKINGS

Team Stats in the Top 50		
Category	Stat	Ranking
Assists/Game	21.0	8
3-point Field Goal Percentage	43.3	9
Effective Field Goal Percentage	61.0	16
Field Goal Percentage	52.1	21
3-pointers/Game	11.3	23
Scoring Offense	92.8	32
Fastbreak Points	19.0	35
Free Throw Percentage	77.1	46

Player Stats in the Top 100			
Category	Player	Stat	Ranking
Assists	P.J. Haggerty	38	16
	Nate Johnson	27	99
Assists/Game	P.J. Haggerty	6.3	21
Double-Doubles	P.J. Haggerty	2	51
Field Goals	P.J. Haggerty	56	2
Field Goal Att	P.J. Haggerty	100	9
Free Throw Att	P.J. Haggerty	56	5
Free Throws	P.J. Haggerty	47	4
Minutes/Game	P.J. Haggerty	34.0	58
Points	P.J. Haggerty	168	2
Points/Game	P.J. Haggerty	28.0	1
3-point Att	Abdi Bashir Jr.	48	33
3-pt Field Goal %	Abdi Bashir Jr.	50.0	38
3-pointers/Game	Abdi Bashir Jr.	4.00	5
Total 3-point FGM	Abdi Bashir Jr.	24	6

KILL SHOTS

A "kill shot" is a term coined by college basketball analytics reporter **Evan Miyakawa**. Miyakawa defines a "kill shot" as any time that a team scores 10 or more unanswered points against their opponent. The ability to maximize "kill shots" while minimizing your opponent's "kill shots" plays a major factor in erasing deficits and holding leads.

Run	Score Before	Score After	Opponent
15-0	55-45, 12:35	70-45, 9:39	UNC Greensboro
10-0	15-12, 11:23	25-12, 7:35	Bellarmine
13-0	5-9, 15:54	18-9, 13:22	California
11-0	71-64, 8:46	82-64, 6:16	Mississippi State
11-0	35-45, 19:26	46-45, 17:06	Nebraska

WILDCATS BY THE MONTH

Month	Record	PPG	Opp. PPG	Margin	FG%	Opp. FG%	3P%	Opp. 3P%	RPG	APG
November	5-1	92.8	79.5	+13.3	52.1	46.4	43.3	31.0	35.5	21.0
December										
January										
February										
March										

STARTING LINEUPS

Date	Opponent	G	G	G	G/W	W
11.4	UNC GREENSBORO	P.J. Haggerty	Nate Johnson	Abdi Bashir Jr.	Mobi Ikegwuruka	Khamari McGriff
11.8	BELLARMINE	P.J. Haggerty	Nate Johnson	Abdi Bashir Jr.	Elias Rapieque	Khamari McGriff
11.13	CALIFORNIA	P.J. Haggerty	Nate Johnson	Abdi Bashir Jr.	Elias Rapieque	Khamari McGriff
11.17	TULSA	P.J. Haggerty	Nate Johnson	Abdi Bashir Jr.	Elias Rapieque	Khamari McGriff
11.20	vs. Mississippi State	P.J. Haggerty	Nate Johnson	Abdi Bashir Jr.	Elias Rapieque	Khamari McGriff
11.21	vs. Nebraska	P.J. Haggerty	Nate Johnson	Abdi Bashir Jr.	Elias Rapieque	Khamari McGriff
11.25	@Indiana					
12.1	BOWLING GREEN					
12.6	SETON HALL					
12.8	MISSISSIPPI VALLEY STATE					
12.13	@Creighton					
12.20	SOUTH DAKOTA					
12.28	ULM					
1.3	BYU*					
1.7	@Arizona*					
1.10	@Arizona State*					
1.14	UCF*					
1.17	@Oklahoma State*					
1.20	UTAH*					
1.24	KANSAS*					
1.27	@West Virginia*					
2.1	IOWA STATE*					
2.7	@TCU*					
2.11	CINCINNATI*					
2.14	@Houston*					
2.17	BAYLOR*					
2.21	@Texas Tech*					
2.25	@Colorado*					
2.28	TCU*					
3.3	WEST VIRGINIA*					
3.7	@Kansas*					

COMBINATIONS

Rank	Combination	Times Used	K-State Record	Last Time Used
1	Haggerty / N. Johnson / Bashir / Ikegwuruka / McGriff	1	1-0	11/4/25 vs. UNC Greensboro
2	Haggerty / N. Johnson / Bashir / Rapieque / McGriff	5	4-1	11/21/25 vs. Nebraska

STARTING STREAKS & TOTALS

#	Player	Streak	2025-26	Career	K-State Career	Big 12 Play
0	Elias Rapieque	5	5	5	5	—
1	Abdi Bashir Jr.	6	6	38	6	—
2	Exavier Wilson	—	—	—	—	—
3	C.J. Jones	—	—	59	9	1
4	P.J. Haggerty	6	6	72	6	—
6	Marcus Johnson	—	—	—	—	—
10	David Castillo	—	—	2	2	—
14	Mobi Ikegwuruka	1	1	1	1	—
15	Taj Manning	—	—	1	1	—
21	Khamari McGriff	6	6	48	6	—
22	Dorin Buca	—	—	—	—	—
23	Stephen Osei	—	—	—	—	—
34	Nate Johnson	6	6	66	6	—
47	Andrej Kostic	—	—	—	—	—



# 2025-26 SPECIALITY STATS / BIGGEST LEAD / TIME IN LEAD

## SPECIALITY STATS

Date	Opponent	PAINT		OFF TOS		2ND CHANCE		FAST BREAK		BENCH		HALFTIME SCORE		
		KS	Opp.	KS	Opp.	KS	Opp.	KS	Opp.	KS	Opp.	KS	Opp.	Marg
11.4	UNC GREENSBORO	34	28	21	17	14	10	26	8	21	10	33	34	-1
11.8	BELLARMINE	38	46	20	19	17	15	6	9	31	21	46	30	+16
11.13	CALIFORNIA	56	34	22	27	12	13	27	15	28	15	55	34	+21
11.17	TULSA	46	34	12	14	17	15	26	10	23	33	39	34	+5
11.20	vs. Mississippi State	42	30	17	4	9	8	17	4	24	34	44	36	+8
11.21	vs. Nebraska	24	48	18	24	13	11	12	4	8	20	35	45	-10
11.25	@Indiana													
12.1	BOWLING GREEN													
12.6	SETON HALL													
12.8	MISSISSIPPI VALLEY													
12.13	@Creighton													
12.20	SOUTH DAKOTA													
12.28	ULM													
1.3	BYU*													
1.7	@Arizona*													
1.10	@Arizona State*													
1.14	UCF*													
1.17	@Oklahoma State*													
1.20	UTAH*													
1.24	KANSAS*													
1.27	@West Virginia*													
2.1	IOWA STATE*													
2.7	@TCU*													
2.11	CINCINNATI*													
2.14	@Houston*													
2.17	BAYLOR*													
2.21	@Texas Tech*													
2.25	@Colorado*													
2.28	TCU*													
3.3	WEST VIRGINIA*													
3.7	@Kansas*													

## BIGGEST LEAD/TIME IN LEAD

Date	Opponent	W/L	Score	KS Big	Opp Big	Times	LC	KS in	Opp in	Tied
				Lead	Lead	Tied		Lead	Lead	
11.4	UNC GREENSBORO	W	93-64	32	10	3	10	22:06	15:56	1:58
11.8	BELLARMINE	W	98-71	27	1	3	2	37:13	0:13	2:34
11.13	CALIFORNIA	W	99-96	25	4	2	3	36:20	1:43	1:57
11.17	TULSA	W	84-83	10	5	8	10	29:53	6:07	4:00
11.20	vs. Mississippi State	W	98-77	23	4	2	6	33:59	4:57	1:04
11.21	vs. Nebraska	L	85-86	15	5	11	13	8:00	23:41	8:19
11.25	@Indiana									
12.1	BOWLING GREEN									
12.6	SETON HALL									
12.8	MISSISSIPPI VALLEY									
12.13	@Creighton*									
12.20	SOUTH DAKOTA*									
12.28	ULM*									
1.3	BYU*									
1.7	@Arizona*									
1.10	@Arizona State*									
1.14	UCF*									
1.17	@Oklahoma State*									
1.20	UTAH*									
1.24	KANSAS*									
1.27	@West Virginia*									
2.1	IOWA STATE*									
2.7	@TCU*									
2.11	CINCINNATI*									
2.14	@Houston*									
2.17	BAYLOR*									
2.21	@Texas Tech*									
2.25	@Colorado*									
2.28	TCU*									
3.3	WEST VIRGINIA*									
3.7	@Kansas*									

### RECORD BY GAME TIME

Time	When K-State Leads	When Opponent Leads	When Tied
10:00, 1st half	4-0	1-1	0-0
Halftime	4-0	1-1	0-0
10:00	4-1	1-0	0-0
5:00	5-0	0-1	0-0
2:00	4-0	1-1	0-0
1:00	4-0	1-0	0-1

### HALF SPLITS

K-State	Most Points	Fewest Points
1st Half	55, 11/13/25 vs. Cal	33, 11/4/25 vs. UNCG
2nd Half	60, 11/4/25 vs. UNCG	44, 11/13/25 vs. Cal
Overtime	—	—

Opponents	Most Points	Fewest Points
1st Half	45, 11/21/25 by NU	30, 11/8/25 by BU
2nd Half	62, 11/13/25 by Cal	30, 11/4/25 by UNCG
Overtime	—	—

Halftime Margin	
Biggest Lead	25 points, 11/13/25 by K-State
Biggest Deficit	15, 11/21/25 by Nebraska

### OPENING TIP

Result	Record
K-State controls	5-1
Opponent controls	0-0

### FIRST OFF BENCH

Player	Times
Dorin Buca	4
Mobi Ikegwuruka	3
David Castillo	2
C.J. Jones	1
Elias Rapieque	1

### DOUBLE-DOUBLES

Player	S/C	Date/Opp.	Stat Line
P.J. Haggerty	1/3	11/8/25 vs. Bellarmine	23p/11a
P.J. Haggerty	2/4	11/17/25 vs. Tulsa	31p/10r

2025-26 BOXSCORES/RECAPS

O1
UNC GREENSBORO

Nov. 4, 2025 | Manhattan, Kan. / Bramlage Coliseum

UNC Greensboro	34	30	—	64
K-STATE	33	60	—	93

► K-State erupted for 60 points in the second half to shake off a one-point halftime deficit, as the Wildcats opened the 2025-26 season with a 93-64 win over UNC Greensboro on Nov. 4 before 7,765 fans at Bramlage Coliseum.

► Three Wildcats scored in double figures, including a pair of 20-point efforts from junior **P.J. Haggerty** (27 points) and senior **Nate Johnson**, who narrowly missed the school's first recorded triple-double, with 22 points and game-highs of 9 rebounds and 9 assists. Junior **Abdi Bashir Jr.** scored all 16 of his points in the second half, hitting on 6-of-7 field goals, including 4-of-5 from 3.

► It marked the first time in nearly 18 years that a pair of Wildcats each went over 20 points in an opener and the first since **Michael Beasley** and **Blake Young** went for 32 and 22 points against Sacramento State on Nov. 9, 2007.

► Down 34-33 at the half, the Wildcats (1-0) came out of the locker room a different team, scoring 22 of the first 31 points to take a 12-point lead and force a timeout by UNGC head coach **Mike Jones** at the 13:25 mark. Unfortunately for the Spartans, the timeout only slowed the Wildcats' momentum as they rattled off 15 straight points — all on 3-pointers from Bashir and Johnson — to go ahead 70-45 with under 10 minutes to play. The lead grew to as many 32 points (89-57) after Haggerty's last points of the night with 3:12 left.

► K-State shot just over 50 percent (34-of-67) from the field, including 59.5 percent (22-of-37) in the second half, while hitting on 51.9 percent (14-of-27) from 3-point range. Eleven of the Wildcats' 14 marks from beyond the arc came after halftime. The 14 3-pointers tie for the seventh-most in any game, while the 11 in the second half tie for the second-most in any half.

► The 60-point second half marked just the 11th time that the Wildcats have scored 60 or more points in any half, as it ties for the ninth-most points in any half and are the most since a 63-point second half against UAPB on Dec. 1, 2024.

► K-State is now 95-27 all-time in season openers, including an 83-10 mark at home and a 31-3 mark at Bramlage Coliseum.

► UNGC (0-1) led by as many as 10 points in the first half before K-State closed to within one at the break. The Spartans were led by graduate **Justin Neely**, who had 15 points to go with a team-high 9 rebounds, 5 assists and 3 steals in 32 minutes. Freshman **Lilian Marville** added 14 points in his college debut, while junior **Domas Kauzonas** chipped in 10 points.

UNC GREENSBORO (O-1)														
No.	Name	PTS	FG	3FG	FT	O	D	R	PF	A	TO	S	B	MIN
12	NEELY, Justin	F	15	5-9	1-1	4-6	5	4	9	3	5	2	3	0 32
16	KAUZONAS, Domas	F	21	5-9	0-0	0-2	1	5	6	5	1	1	0	2 21
13	WHITEHEAD Jr., Donald	G	6	2-8	0-3	2-4	0	1	1	3	4	3	2	0 27
21	YOUNGER, K.J.	G	9	4-14	1-6	0-1	1	2	0	0	0	0	4	0 30
45	MARVILLE, Lilian	G	14	3-9	2-3	6-8	0	2	2	2	1	5	1	0 32
02	EFINDA, Clinton	0	0-3	0-2	0-0	0-0	0	0	0	2	2	1	0	1 07
06	NORGAARD, Noah	3	1-4	1-3	0-0	0	3	3	1	1	3	0	0	22
00	JONES, Antwann	5	2-3	1-1	0-0	0	4	4	1	0	2	0	0	13
04	MANDIAN, Assane	2	1-2	0-1	0-0	0	1	2	1	1	2	0	0	1 8
TEAM						3	0	3						
TOTALS		64	23-61	6-20	12-20	10	21	31	17	15	18	11	3	200

	FG	FG%	3FG	3FG%	FT	FT%
1st Half	14-35	40.0	3-9	33.3	3-4	75.0
2nd Half	9-26	34.6	3-11	27.3	9-16	56.3
GAME	23-61	37.7	6-20	30.0	12-20	60.0

Deadball Rebounds: 4, 3

Biggest Run: 7 (10:45 1H)

Largest Lead: 10 (9:52 1H)

Technical Fouls: none

K-STATE (I-0)														
No.	Name	PTS	FG	3FG	FT	O	D	R	PF	A	TO	S	B	MIN
14	KEGWURUKA, Mobi	W	3	1-1	0-0	1-2	1	2	3	2	2	0	1	2 17
21	MCGRIFF, Khamari	W	4	2-3	0-0	0-0	0	4	4	5	1	1	0	0 14
01	BASHIR Jr., Abdi	G	16	6-11	4-8	0-0	0	1	1	2	2	0	0	0 21
04	HAGGERTY, P.J.	G	27	10-20	1-4	6-7	0	2	2	2	3	3	1	1 32
34	JOHNSON, Nate	G	22	8-11	6-7	0-0	1	8	9	3	9	1	2	0 31
00	RAPIEQUE, Elias	5	2-5	0-2	1-2	1	3	4	3	1	1	1	3	2 21
22	BUCA, Dorin	0	0-1	0-0	0-2	1	1	1	0	0	0	0	0	1 3
07	CASTILLO, David	7	3-5	1-2	0-2	0	0	0	0	0	2	1	0	0 13
03	JONES, C.J.	0	0-3	0-0	0-1	1	6	7	0	2	2	2	0	24
23	OSEI, Stephen	0	0-0	0-0	0-0	1	1	2	1	0	3	0	0	5
47	KOSTIC, Andrej	9	2-7	2-4	3-4	2	3	5	0	0	4	0	0	17
15	MANNING, Taj	0	0-0	0-0	0-0	0	1	1	0	0	0	0	0	1 3
TEAM						3	0	3						
TOTALS		93	34-67	14-27	11-20	11	31	42	20	22	16	9	7	200

	FG	FG%	3FG	3FG%	FT	FT%
1st Half	12-30	40.0	3-10	30.0	6-13	46.2
2nd Half	22-37	59.5	11-17	64.7	5-7	71.4
GAME	34-67	50.7	14-27	51.9	11-20	55.0

Deadball Rebounds: 7, 1

Biggest Run: 15 (9:39 2H)

Largest Lead: 32 (3:12 2H)

Technical Fouls: None

Officials: Doug Simmons, Chris Pacsi, Tommy Johnson  
Attendance: 7,765 | Start Time: 7:01 p.m. | Game Duration: 2:09  
K-State led for 22:06 // UNGC led 15:56 // Game was tied for 1:58  
Lead Changes: 10 // Times Tied: 3

Points From	Off Turnovers	Paint	2nd Chance	Fast Break	Bench
UNCG	17	28	10	8	10
K-State	21	34	14	26	21

O2
BELLARMINE

Nov. 8, 2025 | Manhattan, Kan. / Bramlage Coliseum

Bellarmine	30	41	—	71
K-STATE	46	52	—	98

► Four Wildcats scored in double figures, including the first career points/assists double-double for junior **P.J. Haggerty**, as K-State moved to 2-0 with a 98-71 win over Bellarmine on Nov. 8 before 8,040 fans at Bramlage Coliseum.

► The offense continued its fast pace, as K-State (2-0) posted 90 or more points in the first 2 games for the first time in nearly 34 years while totaling the most points in that span since scoring 193 to open the 1991-92 season.

► The Wildcats posted the highest field goal percentage of the **Jerome Tang** era at 62.3 percent (33-of-53), including 60.9 percent (14-of-23) from 3-point range. It was the highest field goal percentage since hitting on 62.5 percent against Alabama State on Dec. 11, 2019.

► Haggerty led the way with his third career double-double and first points/assists double-double, as he finished with a game-high 23 points on 5-of-9 field goals and 11-of-12 free throws to go with a career-best 11 assists. It marked his first double-double since posting a pair of tradition points/rebounds double-doubles while playing at Tulsa in 2023-24.

► Two Wildcats — senior **Khamari McGriff** and sophomore **David Castillo** — each went perfect from the field, becoming the 24th and 25th players in school history to go perfect from the field on 5 or more field goals. Castillo scored a career-high 19 points on 7-of-7 shooting, including 5-of-5 from 3-point range, while McGriff totaled 16 points on 8-of-8 field goals.

► K-State broke open a back-and-forth affair with an 18-4 run near the midway point of the first half en route to taking a 46-30 lead into the halftime break. The lead grew to 19 points in early moments of the second half before a timeout by Bellarmine head coach **Doug Davenport** keyed a surge by the Knights, who closed to within 62-52 with 13:04 to play.

► Bellarmine kept the pressure on K-State over the next 6 minutes, staying within 11 points, including 73-62 on back-to-back layups, before a 10-5 run by the Wildcats pushed the lead to 83-67 at the final media timeout. The squad then ended the game on a 15-4 run to put it away.

► Bellarmine (0-2) saw four players score in double figures, including 19 points from sophomore **Michael Wilson, Jr.**, and 18 from senior **Jack Karasinski**. The Knights shot 45.9 percent (28-of-61) from the field, but just 20 percent (4-of-20) from beyond the arc.

BELLARMINE (O-2)														
No.	Name	PTS	FG	3FG	FT	O	D	R	PF	A	TO	S	B	MIN
11	WADDELL, Brian	F	11	4-9	2-2	1-2	2	2	4	2	1	2	1	0 34
24	WILSON Jr., Michael	F	19	9-14	0-2	1-3	2	1	3	2	2	2	3	0 33
32	KARASINSKI, Jack	F	18	6-9	1-4	5-8	2	3	5	1	0	0	2	0 30
02	DOYLE, Tyler	G	2	1-2	0-1	0-0	1	0	1	5	1	0	0	0 15
22	BOLDEN, Darrius	G	0	0-3	0-0	0-0	0	2	2	4	1	0	1	0 27
05	WATKINS, Myles	4	2-6	0-2	0-0	0	0	0	1	5	1	2	0	23
10	WHITAKER, Grant	0	0-1	0-0	0-0	0	0	0	0	1	0	2	0	12
44	WASSLER, Jacob	10	3-7	0-3	4-4	1	1	2	2	1	1	1	1	1 0
00	CLARK, Tommy	3	1-2	1-2	0-0	0	0	0	0	1	0	0	0	4
07	HUNTER, Donovan	4	2-8	0-4	0-0	1	0	1	1	0	1	2	0	12
14	MURPHY Jr., Dominique	0	0-0	0-0	0-0	1	0	1	0	0	0	0	0	1+
TEAM						1	2	3						
TOTALS		71	28-61	4-20	11-17	11	22	20	11	13	12	1	20	

	FG	FG%	3FG	3FG%	FT	FT%
1st Half	11-27	40.7	2-8	25.0	6-8	75.0
2nd Half	17-34	50.0	2-12	16.7	5-9	55.6
GAME	28-61	45.9	4-20	20.0	11-17	64.7

Deadball Rebounds: 3, 1

Biggest Run: 6 (16:23 2H)

Largest Lead: 1 (17:16 1H)

Technical Fouls: none

K-STATE (2-0)														
No.	Name	PTS	FG	3FG	FT	O	D	R	PF	A	TO	S	B	MIN
00	RAPIEQUE, Elias	W	4	1-2	0-0	2-4	1	2	3	4	2	1	2	0 17
21	MCGRIFF, Khamari	W	16	8-8	0-0	0-0	2	0	2	2	0	1	1	0 14
01	BASHIR Jr., Abdi	G	15	5-10	5-9	0-0	0	4	2	2	3	0	0	0 30
04	HAGGERTY, P.J.	G	23	5-9	2-3	11-12	1	3	4	0	11	3	0	0 35
34	JOHNSON, Nate	G	9	3-7	1-3	2-2	1	6	7	2	4	2	2	1 35
03	JONES, C.J.	5	2-5	0-2	1-1	0	2	2	2	1	2	0	0	20
14	KEGWURUKA, Mobi	3	1-1	0-0	1-2	3	1	4	3	1	2	0	0	17
22	BUCA, Dorin	1	0-2	0-0	1-2	2	0	2	1	0	1	0	1	8
47	KOSTIC, Andrej	3	1-2	1-1	0-0	1	0	1	2	1	0	0	0	9
07	CASTILLO, David	19	7-7	5-5	0-0	0	1	1	2	1	2	0	0	12
15	MANNING, Taj	0	0-0	0-0	0-0	2	2	0	0	0	1	0	0	2
TEAM						0	4	4			1			
TOTALS		98	33-53	14-23	18-23	11	25	36	19	24	18	5	3	200

	FG	FG%	3FG	3FG%	FT	FT%
1st Half	16-27	59.3	8-13	61.5	6-7	85.7
2nd Half	17-26	65.4	6-10	60.0	12-16	75.0
GAME	33-53	62.3	14-23	60.9	18-23	78.3

Deadball Rebounds: 2, 0

Biggest Run: 10 (7:35 1H)

Largest Lead: 27 (0:57 2H)

Technical Fouls: None

Officials: Kipp Kissinger, Marques Pettigrew, James Duke  
Attendance: 8,040 | Start Time: 7:01 p.m. | Game Duration: 2:09  
K-State led for 37:13 // BU led 0:13 // Game was tied for 2:34  
Lead Changes: 2 // Times Tied: 3

Points From	Off Turnovers	Paint	2nd Chance	Fast Break	Bench
Bellarmine	19	46	15	9	21
K-State	20	38	17	6	31

O3
CALIFORNIA

Nov. 13, 2025 | Manhattan, Kan. / Bramlage Coliseum

California	34	62	—	96
K-STATE	55	44	—	99

► K-State scorched the nets in building as much as a 25-point lead before holding off a late charge from a hot-shooting California squad in a 99-96 win on Nov. 13 before 7,521 fans at Bramlage Coliseum.

► The 195 points are the most combined points in Bramlage Coliseum history, surpassing the 194 scored between K-State and Marshall on Dec. 2, 1995. The Wildcats have now scored 90 or more points in each of the first 3 games for the first time since 1991-92. The 290 points scored through the first 3 games are the most since that **Dana Altman**-led team scored 308 nearly 34 years ago.

► Four Wildcats scored in double figures, including three 20-point scorers in junior **P.J. Haggerty** (23 points), senior **Khamari McGriff** (21 points) and senior **Nate Johnson** (20 points). It marked the first time three Wildcats each had 20 points since the trio of **Dean Wade** (34 points), **Kamau Stokes** (23 points) and **Bar**

2025-26 BOXSCORES/RECAPS

04 TULSA

Nov. 17, 2025 | Manhattan, Kan. / Bramlage Coliseum

Tulsa	34	49	—	83
K-STATE	39	45	—	84

▶ K-State rallied from a 5-point deficit with 49 seconds to play with a 6-0 run to end the game, as the Wildcats moved to 4-0 with a nail-biting 84-83 win over a defiant Tulsa squad on Nov. 17 before 7,123 fans at Bramlage Coliseum.

▶ Down 83-78 after a pair of free throws from junior **Myles Rigsby** with 49 seconds remaining, K-State was able to pull out the improbable victory behind the heroics of junior **P.J. Haggerty** and sophomore **David Castillo**, who combined for the final 6 points.

▶ Haggerty connected on 2 free throws before a successful coach's challenge reversed an out of bounds play leading to a jumper by Haggerty that closed it to 83-82 with 31 seconds. Senior **Khamari McGriff** stole the ball on the next possession, leading to the game-winning layup by Castillo with 18 seconds.

▶ Tulsa (3-1) had two chances in the final seconds to escape with victory, but senior **Miles Barnstable** missed a 3-pointer with 7 seconds, then after a second coach's challenge reversed another out of bounds call this time in favor of the Golden Hurricane, graduate **David Green** missed a jumper and senior **C.J. Jones** was able to corral the rebound as the clock expired.

▶ Haggerty finished the night with 31 points on 10-of-17 field goals and 11-of-12 free throws to go with a game-high 10 rebounds, 3 assists and 2 steals in 32 minutes. He is the first Wildcat with a 30-point, 10-rebound performance since **Michael Beasley** registered 33 points and 14 rebounds against Colorado on March 4, 2008. He scored 27 of his game-high 31 points in the second half, which the fifth-most by any Wildcat in a half and the most since 2009.

▶ Haggerty was joined in double figures by McGriff, who narrowly missed his own double-double with 13 points and 9 rebounds, while Castillo and junior **Abdi Bashir Jr.** added 12 and 10 points, respectively.

▶ K-State entered averaging 96.7 points on 58.7 percent shooting, including 54.4 percent from 3-point range, but scored its 84 points in a different way with lows in field goal percentage (44.1) and 3-point field goal percentage (20.8).

▶ The Wildcats shot 56.8 percent (25-of-44) inside the 3-point arc with 46 points in the paint to go with 26 fast-break points and a 17-15 edge in second-chance points while out-rebounding the nationally-ranked Hurricane, 40-38. They also converted on their opportunities from the free throw line, hitting on a season-best 90.5 percent (19-of-21).

TULSA (3-1)														
No.	Name	PTS	FG	3FG	FT	O	D	R	PF	A	TO	S	B	MIN
00	BEHREND, Tyler	F	4	2-4	0-1	0-0	2	2	4	1	0	0	1	12
23	GREEN, David	F	11	3-16	2-9	3-6	2	2	4	1	0	1	0	26
00	POPOOLA, Ade	G	5	1-3	1-3	2-2	1	3	4	0	1	0	1	20
10	RILEY, Tylen	G	12	5-7	0-0	2-5	0	4	4	4	3	1	0	26
14	BARNSTABLE, Miles	G	18	6-16	4-11	2-2	5	4	9	1	4	1	1	36
04	RIGSBY, Myles	12	2-4	0-0	8-8	1	4	5	3	2	1	1	0	24
35	SMIKLE, Ian	7	3-3	0-0	1-2	2	2	4	4	2	1	1	0	17
02	LAWAL, Jaylen	6	1-7	1-4	3-4	0	1	1	2	1	1	0	0	14
06	DEAN, Romad	2	1-2	0-1	0-0	0	1	1	0	0	0	0	0	15
15	MARTIN Jr., KJ	6	3-4	0-1	0-0	0	1	1	0	1	0	1	0	11
TEAM						2	0	2			1			
TOTALS		83	27-66	8-30	21-29	14	24	38	16	9	7	1	20	300

	FG	FG%	3FG	3FG%	FT	FT%	Deadball Rebounds: 5, 3
1st Half	13-39	33.3	3-19	15.8	5-8	62.5	Biggest Run: 8 (18:28 2H)
2nd Half	14-27	51.9	5-11	45.5	16-21	76.2	Largest Lead: 5 (0:49 2H)
GAME	27-66	40.9	8-30	26.7	21-29	72.4	Technical Fouls: none

K-STATE (4-0)														
No.	Name	PTS	FG	3FG	FT	O	D	R	PF	A	TO	S	B	MIN
00	RAPIEQUE, Elias	W	2	1-4	0-1	0-0	0	0	2	0	1	0	0	10
21	MCGRIFF, Khamari	W	13	4-6	0-0	5-6	3	6	9	3	2	0	1	25
01	BASHIR Jr., Abdi	G	10	4-12	2-6	0-0	0	0	0	1	2	0	0	28
04	HAGGERTY, P.J.	G	31	10-17	0-2	11-12	3	7	10	4	3	5	2	32
34	JOHNSON, Nate	G	5	2-7	1-4	0-0	3	6	9	4	4	1	1	35
10	CASTILLO, David	12	4-10	1-5	3-3	0	1	1	1	2	2	1	0	24
22	BUCA, Dorin	2	1-2	0-0	0	2	4	3	1	1	0	0	1	15
15	MANNING, Taj	2	1-1	0-0	0-0	1	1	2	1	0	0	0	0	7
03	JONES, C.J.	2	1-4	0-3	0-0	0	1	1	0	2	1	0	0	14
47	KOSTIC, Andrej	5	2-5	1-3	0-0	0	2	2	0	2	0	0	0	10
TEAM						0	2	2						
TOTALS		84	30-68	5-24	19-21	12	28	40	19	18	10	5	2	200

	FG	FG%	3FG	3FG%	FT	FT%	Deadball Rebounds: 1, 0
1st Half	15-33	45.5	3-13	23.1	6-7	85.7	Biggest Run: 6 (0:18 2H)
2nd Half	15-35	42.9	2-11	18.2	13-14	92.9	Largest Lead: 10 (2:41 1H)
GAME	30-68	44.1	5-24	20.8	19-21	90.5	Technical Fouls: None

Officials: Jeffrey Anderson, Rick Crawford, Robert Felder  
Attendance: 7,123 | Start Time: 7:01 p.m. | Game Duration: 2:12  
K-State led for 29:53 // Tulsa led 6:07 // Game was tied for 4:00  
Lead Changes: 10 // Times Tied: 8

Points From	Off Turnovers	Paint	2nd Chance	Fast Break	Bench
Tulsa	14	34	15	10	33
K-State	12	46	17	26	23

05 vs. MISSISSIPPI STATE

Nov. 20, 2025 | Kansas City, Mo. / T-Mobile Center

Mississippi State	36	41	—	77
K-STATE	44	54	—	98

▶ Junior **P.J. Haggerty** scored a season-high 37 points to go with a game-high 8 assists and 7 rebounds to lift K-State to the Hall of Fame Classic Championship game with 98-77 win over Mississippi State on Nov. 20 at the T-Mobile Center.

▶ Haggerty paced three Wildcats with his season-high 37 points, which came on 13-of-21 field goals, including 4-of-7 from 3-point range, and 7-of-8 free throws. The 37 points are the most scored by a K-State player in 49 games played at the T-Mobile Center, eclipsing the 29 scored by **Makol Mawien** against Kansas in the Big 12 Championship on March 9, 2018.

▶ The 37 points are the most by a Wildcat since **Barry Brown Jr.** scored 38 against Oklahoma State on Jan. 10, 2018, while he is the first player with back-to-back 30-point games since **Markquis Nowell** posted 36 points vs. Texas and 32 points vs. Baylor on Jan. 3 and 7, 2023.

▶ In addition, Haggerty is the first Wildcat to record a stat line of 30 or more points, 5 or more rebounds and 5 or more assists since Brown tallied 34 points, 5 rebounds and 5 assists in a win at Baylor on Jan. 22, 2018.

▶ Haggerty was joined in double figures by senior **Nate Johnson** and junior **Abdi Bashir Jr.**, who posted 14 and 12 points, respectively. The Wildcats also got 9 points from sophomore **David Castillo**, 8 points from senior **Khamari McGriff** and 7 points from freshman **Andrej Kostic**.

▶ K-State took the lead for good on a rare 4-point play by Kostic with 9:11 left in the first half then slowly pulled away behind the play of Haggerty, who had 15 points, 5 rebounds and 5 assists in the first half. Haggerty's old-fashioned 3-point play extended the lead to 40-32 with 2:07 remaining before consecutive baskets by Castillo and Johnson made it 44-36 at the break.

▶ The lead grew to double digits early in the second half after a 3-pointer by Johnson, but the Bulldogs closed within 69-62 after 4 consecutive free throws with 9:24 to play. However, four more points from Haggerty and a layup by McGriff extended it back to double figures at the third media timeout. From there, the advantage grew to more than 20 points, including its largest at 91-68 after a 3-pointer by Bashir with 3:13 to play.

▶ The 98 points broke the school record for points scored at T-Mobile Center, topping the 87 scored in the school's first-ever game in the building against Florida A&M on Dec. 17, 2007.

MISSISSIPPI STATE (2-2)														
No.	Name	PTS	FG	3FG	FT	O	D	R	PF	A	TO	S	B	MIN
99	ACHOR, Achor	F	5	1-5	1-3	2-2	3	6	9	0	2	0	0	24
15	BALLARD, Quincy	C	10	5-7	0-0	0-0	1	5	6	1	0	1	1	19
02	MCGHEE, Ja'Borri	G	1	0-5	0-1	1-4	0	0	2	4	3	0	0	30
05	JONES Jr., Shawn	G	4	1-4	0-3	2-2	0	6	6	3	2	1	1	21
12	HUBBARD, Josh	G	23	7-15	1-6	8-9	2	2	2	2	3	0	1	32
00	DAVIS-FLEMING, Jamarion	2	1-3	0-0	0-0	2	2	4	3	1	0	1	1	17
11	MACURA, Sergej	3	1-2	1-2	0-0	1	1	2	0	0	0	0	0	10
10	EPSS, Jayden	18	6-11	4-7	2-2	0	2	2	2	1	2	0	0	20
23	GRACE, King	4	2-4	0-2	0-0	1	0	1	0	1	1	0	0	15
01	WARREN, Dellquan	0	0-0	0-0	0-0	0	0	0	0	0	0	0	0	4
04	WALKER, Brandon	4	2-3	0-0	0-0	0	0	0	1	0	0	0	0	4
14	ALI, Amier	3	0-1	0-1	3-4	0	0	0	0	0	0	0	0	4
TEAM						1	1	2			1			
TOTALS		77	26-60	7-25	18-23	9	25	34	14	11	14	3	5	200

	FG	FG%	3FG	3FG%	FT	FT%	Deadball Rebounds: 3, 0
1st Half	13-31	41.9	3-13	23.1	7-8	87.5	Biggest Run: 6 (15:27 1H)
2nd Half	13-29	44.8	4-12	33.3	11-15	73.3	Largest Lead: 4 (12:31 1H)
GAME	26-60	43.3	7-25	28.0	18-23	78.3	Technical Fouls: none

K-STATE (5-0)															
No.	Name	PTS	FG	3FG	FT	O	D	R	PF	A	TO	S	B	MIN	
00	RAPIEQUE, Elias	W	3	1-6	1-4	0-0	1	1	2	3	2	0	0	1	19
21	MCGRIFF, Khamari	W	8	4-4	0-0	0-0	0	3	3	1	0	0	1	17	
01	BASHIR Jr., Abdi	G	12	4-10	4-6	0-0	0	4	4	0	1	0	0	23	
04	HAGGERTY, P.J.	G	37	13-21	4-7	7-8	3	4	7	3	8	1	2	34	
34	JOHNSON, Nate	G	14	6-11	2-5	0-0	1	3	4	3	4	2	2	29	
22	BUCA, Dorin	2	1-3	0-1	0-0	1	2	3	1	0	1	0	1	11	
10	CASTILLO, David	9	3-7	1-2	2-2	1	2	3	2	2	0	0	0	24	
14	IKEGWURUKA, Mobi	2	1-1	0-0	0-0	0	2	2	0	2	1	1	0	13	
03	JONES, C.J.	0	0-0	0-0	0-0	0	2	2	1	2	1	0	0	9	
47	KOSTIC, Andrej	7	2-6	2-5	1-1	1	1	2	1	2	0	0	0	16	
15	MANNING, Taj	2	1-1	0-0	0-0	0	0	0	0	1	0	0	0	3	
23	OSEI, Stephen	2	1-3	0-0	0-0	1	0	1	0	0	0	0	0	3	
						3	2	5							
TOTAL		98	37-73	14-30	10-11	12	26	38	19	22	8	5	4	200	

	FG	FG%	3FG	3FG%	FT	FT%	Deadball Rebounds: 0, 1
1st Half	17-38	44.7	6-15	40.0	4-5	80.0	Biggest Run: 11 (6:16 2H)
2nd Half	20-35	57.1	8-15	53.3	6-6	100.0	Largest Lead: 23 (3:13 2H)
GAME	37-73	50.7	14-30	46.7	10-11	90.9	Technical Fouls: None

Officials: Tony Henderson, Vlas Voyard-Todal, Tommy Johnson  
Attendance: 5,278 | Start Time: 8:30 p.m. | Game Duration: 2:00  
K-State led for 33:59 // MSU led 4:57 // Game was tied for 1:04  
Lead Changes: 6 // Times Tied: 2

Points From	Off Turnovers	Paint	2nd Chance	Fast Break	Bench
MSU	4	30	8	4	34
K-State	17	42	9	17	24

06 vs. NEBRASKA

Nov. 21, 2025 | Kansas City, Mo. / T-Mobile Center

Nebraska	45	41	—	86
K-STATE	35	50	—	85

▶ Senior **Sam Hoiberg** knocked down the winning free throw with 0.6 seconds left to lift Nebraska to an 86-85 win over K-State in the championship game of the Hall of Fame Classic on Nov. 21 at the T-Mobile Center.

▶ After Hoiberg intentionally missed the second free throw and senior **Nate Johnson** grabbed the rebound, the officials made a timing adjustment to give K-State one last chance with 0.9 seconds, however, senior **Khamari McGriff's** pass was off the mark, as Nebraska (6-0) ran its winning streak to 10 games.

▶ The backcourt tandem of juniors **P.J. Haggerty** (27 points) and **Abdi Bashir Jr.** (26 points) combined for 53 of the team's 85 points, including 33 in the second half when the Wildcats rallied from a 10-point halftime deficit.

▶ K-State, which trailed by as many as 15 points in the first half, got a spark from Bashir out of halftime as he connected on three 3-pointers to ignite an 11-0 run that gave the Wildcats a 46-45 lead. From there, the teams went back and forth with neither holding more than a 5-point lead in a second half that included 12 lead changes and nine ties.

▶ Haggerty gave K-State its largest lead at 72-67 on a layup with 7:21 to play before Nebraska answered back with 9 straight points to go ahead 76-72 with just 5 minutes remaining. However, four free throws by the Wildcats tied it at 76-all, including 3 in a row from Bashir.

▶ Neither team led by more than 2 points in the last 4 minutes, as they matched each other shot for shot. Tied at 83-all with less than a minute to play, senior **Rienk Mast** gave the Huskers an 85-83 lead by converting on a layup with 35 seconds before Haggerty matched it 8 seconds later to knot it at 85-all.

▶ Nebraska called a full timeout with 22 seconds to play to set up the final sequence, as junior **Pryce Sandfort** missed a 3-pointer, but Hoiberg grabbed the offensive rebound and was fouled.

▶ The Huskers did most of their damage in the paint, where they outscored the Wildcats, 48-24. They converted on 54.1 percent (33-of-61) of their field goals, including a stellar 86.2 percent (25



THE LAST TIME K-STATE...

<div>Team</div> <div> <p>K-State was ranked No. 1 in AP Top 25: March 14, 1959</p> <p>K-State was ranked in AP Top 25: No. 15 (March 13, 2023)</p> <p>K-State was ranked in USA Today Coaches Poll: No. 9 (April 4, 2023)</p> <p>Played AP No. 1-ranked opponent: Lost to Baylor, 77-68 (Jan. 14, 2017)</p> <p>Defeated AP No. 1-ranked opponent: Oklahoma, 80-69 (Feb. 6, 2016)</p> <p>Defeated AP No. 1-ranked opponent on road: Kansas, 68-64 (Jan. 17, 1994)</p> <p>Played AP No. 2-ranked opponent: Defeated No. 2 Kansas, 83-82 [OT] (Jan. 17, 2023)</p> <p>Defeated opponent ranked 3-10 by AP: No. 3 Iowa State, 80-61 (Feb. 1, 2025)</p> <p>Defeated opponent ranked 3-10 by AP on the road: No. 3 Iowa State, 80-61 (Feb. 1, 2025)</p> <p>Defeated opponent ranked 11-15 by AP: No. 13 Arizona, 73-70 (Feb. 11, 2025)</p> <p>Defeated AP Top 25 opponent at home: No. 13 Arizona, 73-70 (Feb. 11, 2025)</p> <p>Defeated AP Top 25 opponent on the road: No. 3 Iowa State, 80-61 (Feb. 1, 2025)</p> <p>Defeated consecutive AP Top 25 opponents on the road: No. 6 Texas, 116-103 (Jan. 3, 2023) and No. 19 Baylor, 97-95 [OT] (Jan. 7, 2023)</p> <p>Defeated AP Top 25 opponent at neutral site: No. 18 Kentucky, 61-58 (March 22, 2018)</p> </div>	<div> <p>K-State made 40 or more field goals: 40 vs. UAPB (Dec. 1, 2024)</p> <p>K-State made 45 or more field goals: 49 vs. Morgan State (Jan. 5, 1985) <i>school record</i></p> <p>K-State made 50 or more field goals: <i>Never been done in recorded school history</i></p> <p>K-State attempted 60 or more field goals: 62 vs. Nebraska (Nov. 21, 2025)</p> <p>K-State attempted 70 or more field goals: 73 vs. Mississippi State (Nov. 20, 2025)</p> <p>K-State attempted 80 or more field goals: 88 vs. South Dakota (Jan. 3, 2010)</p> <p>K-State attempted 90 or more field goals: 94 vs. Houston (March 14, 1970)</p> <p>K-State attempted 100 or more field goals: 103 vs. Cal State Fullerton (Dec. 2, 1967)</p> </div>
<div>Scoring</div> <div> <p>Scored 20 or more points: 27 by P.J. Haggerty and 26 by Abdi Bashir Jr. vs. Nebraska (Nov. 21, 2025)</p> <p>Reserve scored 20 or more points: 20 by Macaleeb Rich at Wichita State (Dec. 21, 2024)</p> <p>Freshman scored 20 or more points: 23 by Nijel Pack vs. TCU (March 10, 2021)</p> <p>Scored 30 or more points: 37 by P.J. Haggerty vs. Mississippi State (Nov. 20, 2025)</p> <p>Freshman scored 30 or more points: 34 by Marcus Foster vs. Texas (Feb. 8, 2014)</p> <p>Scored 35 or more points: 37 by P.J. Haggerty vs. Mississippi State (Nov. 20, 2025)</p> <p>Scored 40 or more points: 44 by Denis Clemente at Texas (Jan. 31, 2009)</p> <p>Scored 50 or more points: 62 by Askia Jones vs. Fresno State (March 24, 1994) <i>school record</i></p> <p>Two or more Wildcats scored 30 or more points in same game: Michael Beasley (44) and Bill Walker (31) at Baylor (Feb. 23, 2008)</p> <p>Two or more Wildcats scored 25 or more points in same game: P.J. Haggerty (27) and Abdi Bashir Jr. (26) vs. Nebraska (Nov. 21, 2025)</p> <p>Two or more Wildcats scored 20 or more points in same game: P.J. Haggerty (27) and Abdi Bashir Jr. (26) vs. Nebraska (Nov. 21, 2025)</p> <p>Three or more Wildcats scored 20 or more points in same game: P.J. Haggerty (23 points), Khamari McGriff (21 points) and Nate Johnson (20 points) vs. California (Nov. 13, 2025)</p> <p>Scored 20 points in one half: 22 (2nd) by P.J. Haggerty vs. Mississippi State (Nov. 20, 2025)</p> <p>Scored 20 points/two straight games: P.J. Haggerty (6), 27 vs. UNC Greensboro (Nov. 4, 2025), 23 vs. Bellarmine (Nov. 8, 2025), 23 vs. California (Nov. 13, 2025), 31 vs. Tulsa (Nov. 17, 2025), 37 vs. Mississippi State (Nov. 20, 2025), 27 vs. Nebraska (Nov. 21, 2025)</p> <p>Scored 20 points/three straight games: P.J. Haggerty (6), 27 vs. UNC Greensboro (Nov. 4, 2025), 23 vs. Bellarmine (Nov. 8, 2025), 23 vs. California (Nov. 13, 2025), 31 vs. Tulsa (Nov. 17, 2025), 37 vs. Mississippi State (Nov. 20, 2025), 27 vs. Nebraska (Nov. 21, 2025)</p> <p>Scored 20 points/four straight games: P.J. Haggerty (6), 27 vs. UNC Greensboro (Nov. 4, 2025), 23 vs. Bellarmine (Nov. 8, 2025), 23 vs. California (Nov. 13, 2025), 31 vs. Tulsa (Nov. 17, 2025), 37 vs. Mississippi State (Nov. 20, 2025), 27 vs. Nebraska (Nov. 21, 2025)</p> <p>Scored 30 points/two straight games: P.J. Haggerty, 31 vs. Tulsa (Nov. 17, 2025), 37 vs. Mississippi State (Nov. 20, 2025)</p> <p>No Wildcat scored in double figures: at Nebraska (Jan. 26, 1983)</p> <p>One Wildcat scored in double figures: Tylor Perry (23) vs. No. 23/24 Oklahoma (Jan. 30, 2024)</p> <p>Four Wildcats scored in double figures: P.J. Haggerty (31), Khamari McGriff (13), David Castillo (12) and Abdi Bashir Jr. (10) vs. Tulsa (Nov. 17, 2025)</p> <p>Five Wildcats scored in double figures: Dug McDaniel (20), Coleman Hawkins (17), Brendan Hausen (15), Max Jones (12), David N'Guessan (10) at No. 3/3 Iowa State (Feb. 1, 2025)</p> <p>Six Wildcats scored in double figures: Achor Achor (21), Dug McDaniel (18), David Castillo (17), David N'Guessan (17), Brendan Hausen (14), Max Jones (12) vs. UAPB (Dec. 1, 2024)</p> <p>Seven Wildcats scored in double figures: Keyontae Johnson (18), Nae'Qwan Tomlin (15), Desi Sills (14), David N'Guessan (12), Cam Carter (10), Dorian Finister (10) and Markquis Nowell (10) vs. UIW (Dec. 11, 2022)</p> <p>All five Wildcat starters scored in double figures: Dug McDaniel (20), Coleman Hawkins (17), Brendan Hausen (15), Max Jones (12), David N'Guessan (10) at No. 3/3 Iowa State (Feb. 1, 2025)</p> <p>K-State scored 70 or more points: 85 vs. Nebraska (Nov. 21, 2025)</p> <p>K-State scored 80 or more points: 85 vs. Nebraska (Nov. 21, 2025)</p> <p>K-State scored 90 or more points: 98 vs. Mississippi State (Nov. 20, 2025)</p> <p>K-State scored 100 or more points: 120 vs. UAPB (Dec. 1, 2024)</p> </div>	<div> <p>Made 5 or more 3-point field goals: 7 by Abdi Bashir Jr. vs. Nebraska (Nov. 21, 2025)</p> <p>Made 10 or more 3-point field goals: 14 by Askia Jones vs. Fresno State (March 24, 1994) <i>school record</i></p> <p>100 percent from the field (min. 5 att): 100.0% (5-5) by David Castillo vs. Bellarmine (Nov. 8, 2025)</p> <p>K-State connected on 50 percent or better (min. 10 att): 50.0% (9-18) vs. California (11/13/25)</p> <p>K-State connected on 60 percent or better (min. 10 att): 60.9% (14-23) vs. Bellarmine (Nov. 8, 2025)</p> <p>K-State connected on 70 percent or better (min. 10 att): 71.4% (10-14) vs. Western Illinois (Nov. 11, 2016)</p> <p>K-State connected on 80 percent or better (min. 10 att): 80.0% (8-10) vs. Coastal Carolina (Dec. 6, 1997)</p> <p>K-State made 10 or more 3-point field goals: 12 vs. Nebraska (Nov. 21, 2025)</p> <p>K-State made 15 or more 3-point field goals: 21 vs. UAPB (Dec. 1, 2024)</p> <p>K-State made 20 or more 3-point field goals: 21 vs. UAPB (Dec. 1, 2024)</p> <p>K-State attempted 30 or more 3-point field goals: 35 vs. Nebraska (Nov. 21, 2025)</p> <p>K-State attempted 35 or more 3-point field goals: 35 vs. Nebraska (Nov. 21, 2025)</p> <p>K-State attempted 35 or more 3-point field goals: 40 vs. UAPB (Dec. 1, 2024) <i>school record</i></p> </div>
<div>Double-Double</div> <div> <p>Had a Triple-Double: <i>Never happened in recorded school history</i></p> <p>Had a 20/20 Double-Double (Pts/Rebs): Michael Beasley (28 pts, 22 rebs) vs. Western Illinois (Nov. 17, 2007)</p> <p>Had a 30/10 Double-Double (Pts/Rebs): P.J. Haggerty (31 pts, 10 rebs) vs. Tulsa (11/17/25)</p> <p>Had a 20/10 Double-Double (Pts/Rebs): P.J. Haggerty (31 pts, 10 rebs) vs. Tulsa (11/17/25)</p> <p>Had a Double-Double (Pts/Rebs): P.J. Haggerty (31 pts, 10 rebs) vs. Tulsa (11/17/25)</p> <p>Had a Double-Double (Pts/Asts): P.J. Haggerty (23 pts, 11 asts) vs. Bellarmine (Nov. 8, 2025)</p> <p>Had a Double-Double (Rebs/Asts): <i>Never happened in recorded school history</i></p> <p>Had a Double-Double (Pts/Rebs) in a Half: David N'Guessan (16 pts, 10 rebs) 2H vs. Arizona State (Feb. 23, 2025)</p> <p>Had a Double-Double (Pts/Rebs) in Consecutive Games: David N'Guessan (12 pts, 17 rebs) at TCU (Jan. 4, 2025) and (12 pts, 12 rebs) at Oklahoma State (Jan. 7, 2025)</p> <p>Had a Double-Double (Pts/Asts) in Consecutive Games: Markquis Nowell (20 pts, 19 asts vs. Michigan State; March 23, 2023) and (30 pts, 12 asts vs. No. 25/25 FAU (March 25, 2023)</p> <p>Two Players with Double-Doubles in Same Game: Selton Miguel (12 pts, 10 rebs) and Mark Smith (14 pts, 10 rebs) vs. UAlbany (Dec. 1, 2021)</p> </div>	<div> <p>Double-Double / Triple-Double</p> </div>
<div>Free Throw Shooting</div> <div> <p>Made 10 or more free throws: 11 by P.J. Haggerty vs. Tulsa (Nov. 17, 2025)</p> <p>Made 15 or more free throws: 15 by Jacob Pullen vs. Kansas (Feb. 14, 2011)</p> <p>Perfect at the FT line (min. 10 att): 10-10 by Tylor Perry vs. Texas (March 13, 2024)</p> <p>Perfect at the FT line: 17-17 by Steve Henson at Iowa State (Feb. 24, 1988) <i>school record</i></p> <p>K-State connected on 80 percent or better (min. 15 att.): 90.5% (19-21) vs. Tulsa (Nov. 17, 2025)</p> <p>K-State connected on 90 percent or better (min. 15 att.): 90.5% (19-21) vs. Tulsa (Nov. 17, 2025)</p> <p>K-State connected on 100 percent or better (min. 15 att.): 100% (16-16) vs. Nebraska (Jan. 26, 1980)</p> <p>K-State made 20 or more free throws: 25 vs. Mississippi Valley State (Nov. 19, 2024)</p> <p>K-State made 30 or more free throws: 34 vs. North Alabama (Dec. 2, 2023)</p> <p>K-State made 40 or more free throws: 41 vs. Oklahoma (Dec. 29, 1958)</p> <p>K-State attempted 30 or more free throws: 35 vs. West Virginia [OT] (Feb. 26, 2024)</p> <p>K-State attempted 40 or more free throws: 48 vs. North Alabama (Dec. 2, 2023)</p> <p>K-State attempted 50 or more free throws: 54 at Colorado (Jan. 16, 2010)</p> <p>K-State attempted 55 or more free throws: 56 vs. Purdue (Dec. 1, 1958) <i>school record</i></p> </div>	<div> <p>Free Throw Shooting</p> </div>
<div>Rebounds</div> <div> <p>Had 10 or more rebounds: 10 by P.J. Haggerty vs. Tulsa (Nov. 17, 2025)</p> <p>Had 15 or more rebounds: 17 by David N'Guessan at TCU (Jan. 4, 2025)</p> <p>Had 20 or more rebounds: 22 by Michael Beasley vs. Western Illinois (Nov. 17, 2007)</p> <p>Had 10 or more rebounds in consecutive games: David N'Guessan (17 at TCU (Jan. 4, 2025) and 12 at Oklahoma State (Jan. 7, 2025)</p> <p>Multiple players had 10 or more rebounds: Selton Miguel (10 rebs) and Mark Smith (10 rebs) vs. UAlbany (Dec. 1, 2021)</p> <p>K-State had 20 or more offensive rebounds: 21 vs. Mississippi Valley State (Nov. 19, 2024)</p> <p>K-State had 30 or more defensive rebounds: 31 vs. UNC Greensboro (Nov. 4, 2025)</p> <p>K-State had 40 or more rebounds: 43 vs. Arizona State (Feb. 23, 2025)</p> <p>K-State had 50 or more rebounds: 63 vs. Central Arkansas (Nov. 22, 2023)</p> <p>K-State had 60 or more rebounds: 63 vs. Central Arkansas (Nov. 22, 2023)</p> </div>	<div> <p>Rebounds</p> </div>
<div>Field Goal Shooting</div> <div> <p>Made 10 or more field goals: 11 by P.J. Haggerty vs. Nebraska (Nov. 21, 2025)</p> <p>Made 15 or more field goals: 15 by Michael Beasley vs. Nebraska (Feb. 6, 2008)</p> <p>100 percent from the field (min. 10 att): 100.0% (11-11) by Eddie Elder vs. Colorado (Feb. 23, 1985)</p> <p>100 percent from the field (min. 5 att): 100% (8-8) by Khamari McGriff and (7-7) by David Castillo vs. Bellarmine (Nov. 8, 2025)</p> <p>K-State connected on 50 percent or better: 50.7 (37-73) vs. Mississippi State (Nov. 20, 2025)</p> <p>K-State connected on 50 percent or better in both halves: 67.6% (23-34)/1st half and 60.0% (15-25)/2nd half vs. California (Nov. 13, 2025)</p> <p>K-State connected on 60 percent or better: 64.4 (38-59) vs. California (Nov. 13, 2025)</p> <p>K-State connected on 60 percent or better in both halves: 67.6% (23-34)/1st half and 60.0% (15-25)/2nd half vs. California (Nov. 13, 2025)</p> <p>K-State connected on 70 percent or better: 70% (42-60) vs. Southern Colorado (Nov. 30, 1985)</p> <p>K-State made 30 or more field goals: 37 vs. Mississippi State (Nov. 20, 2025)</p> </div>	<div> <p>Assists</p> </div>
<div> <p>Assists</p> </div>	<div> <p>Assists</p> </div>

# THE LAST TIME K-STATE...

## Blocked Shots

Had 5 or more blocked shots: 5 by Coleman Hawkins vs. No. 16 Kansas (Feb. 8, 2025)  
Had 10 or more blocked shots: *Never happened in recorded school history*  
K-State had 5 or more blocked shots: 5 vs. California (11/13/25)  
K-State had 10 or more blocked shots: 11 vs. North Florida (Dec. 11, 2011)

## Steals

Had 5 or more steals: 5 by Dug McDaniel vs. No. 13/13 Arizona (Feb. 11, 2025)  
Had 10 or more steals: *Never happened in recorded school history*  
K-State had 10 or more steals: 14 vs. No. 13/13 Arizona (Feb. 11, 2025)  
K-State had 15 or more steals: 15 vs. Oklahoma State (Jan. 29, 2025)

## Turnovers

K-State had 3 or fewer turnovers: 3 vs. SIU-Edwardsville (Dec. 14, 1978) *school record*  
K-State had 5 or fewer turnovers: 5 at No. 9/10 Kansas (Jan. 18, 2025)  
Opponent committed 15 or more turnovers: 17 vs. California (11/13/25)  
Opponent committed 20 or more turnovers: 21 by Oklahoma State (Jan. 29, 2025)

## Overtime

Played an Overtime Game: Lost to Drake, 73-70 (Dec. 17, 2024)  
Played an Overtime Game at home: Won vs. West Virginia, 94-90 (Feb. 26, 2024)  
Played a 2-Overtime Game: Lost at No. 13/13 Baylor, 79-72 (Jan. 20, 2016)  
Played a 3-Overtime Game: Lost at Oregon State, 87-72 (Dec. 6, 2003)  
Played a 4-Overtime Game: Lost at Missouri State, 82-80 (Dec. 8, 1987)  
Played in Consecutive OT Games (3 in a row):  
Won vs. Oral Roberts, 88-78 (Nov. 28, 2023), Won vs. North Alabama, 75-74 (Dec. 2, 2023), Won vs. Villanova (Dec. 5, 2023)

## Winning Streaks

K-State won consecutive games: vs. Tulsa (Nov. 17, 2025) and Mississippi State (Nov. 20, 2025)  
K-State had a 5 or more game winning streak: 5, Nov. 4-20, 2025  
*(longest since winning 6, Jan. 25 to Feb. 11, 2025)*  
K-State had a 10 or more game winning streak: 10, Nov. 24, 2013 to Jan. 7, 2014  
K-State had a 15 or more game winning streak: 21, Dec. 19, 1958 to March 13, 1959  
K-State had a 20 or more game winning streak: 21, Dec. 19, 1958 to March 13, 1959

## Miscellaneous

Hit a Buzzer Beater: vs. Villanova 72-71 (Dec. 5, 2023) [Tyler Perry 3-pointer at :03.9]  
Won after trailing by at least 10 points in second half: 10 vs. Texas (March 13, 2024)  
*(down 39-29, 20:00 remaining - won 78-74)*  
Won after trailing by at least 15 points in second half: 15 at Iowa State (Feb. 12, 2022)  
*(down 45-30, 18:59 remaining - won 75-69 in overtime)*



# ELIAS RAPIQUE

W | 6-9 | 225 | Jr.-TR | Berlin, Germany | ALBA Berlin

[X @eliasrapieque](#) / [elias.rapieque](#)

## SUPERLATIVES

	—	—	JR	SR	CAR
10+ Points	—	15	—	—	15
15+ Points	—	8	—	—	8
20+ Points	—	4	—	—	4
2+ 3FGM	—	—	—	—	—
5+ Rebounds	—	13	1	—	14
3+ Assists	—	17	1	—	18
Multiple Steals	—	14	1	—	15
2+ Blocks	—	1	1	—	2
Double-Doubles	—	1	—	—	1

## PERSONAL HIGHS

### ■ Points

Season 5 vs. UNC Greensboro (11/4/25)

Career 27 vs. ETB Miners (2/15/25)

Big 12 —

### ■ Field Goals Made

Season 2 vs. UNC Greensboro (11/4/25)

Career 8 vs. Paderborn (5/3/25)

Big 12 —

### ■ Field Goals Attempted

Season 6 vs. Mississippi State (11/20/25)

Career 18 vs. Paderborn (5/3/25)

Big 12 —

### ■ 3-Point Field Goals Made

Season 1, twice

Career 4 vs. Hamburg (12/12/21)

Big 12 —

### ■ 3-Point Field Goals Attempted

Season 4 vs. Mississippi State (11/20/25)

Career 7, 4 times

Big 12 —

### ■ Free Throws Made

Season 2 vs. Bellarmine (11/8/25)

Career 10 vs. Rostock II (1/13/24)

Big 12 —

### ■ Free Throws Attempted

Season 4 vs. Bellarmine (11/8/25)

Career 12 vs. ETB Miners (2/15/25)

Big 12 —

### ■ Rebounds

Season 5 vs. Nebraska (11/21/25)

Career 12 vs. Berlin Braves (3/1/25)

Big 12 —

### ■ Assists

Season 3 vs. California (11/13/25)

Career 11 vs. Berlin Braves (3/1/25)

Big 12 —

### ■ Blocked Shots

Season 2 vs. UNC Greensboro (11/4/25)

Career 2, 4 times

Big 12 —

### ■ Steals

Season 3 vs. UNC Greensboro (11/4/25)

Career 7, twice

Big 12 —

### ■ Minutes

Season 23 vs. California (11/13/25)

Career 36 vs. Paderborn (5/3/25)

Big 12 —

## SEASON STATS

PPG	RPG	APG	FG%	3FG%	FT%
3.0	2.5	1.7	28.6	22.2	50.0

## RAPIQUE AT A GLANCE

► Has played in all 6 games to start the year, averaging 18.0 minutes per game... Has started each of the last 5 games after coming off the bench in the opener.

► Has scored in 5 of 6 games, including a season-high 5 points in the opener vs. UNC Greensboro (11/4/25) on 2-of-5 field goals and 1-of-2 free throws.

► Posted his best all-around effort vs. Nebraska (11/21/25) with 4 points, a season-high 5 rebounds, 2 assists and a steal in 18 minutes.

► Contributed in multiple areas vs. UNC Greensboro (11/4/25) with 5 points, 4 rebounds, 3 steals and 2 blocks in 21 minutes.

► Member of German U18 and U20 National Teams, playing at 2022 European U18 Championship as well as 2023 and 2024 European U20 Championships.

► First-ever German basketball player at K-State... One of just 24 foreign-born players in school history and one of just 7 from the European continent.

## LAST GAME (vs. Nebraska (11/21/25))

MIN	PTS	REBS	ASTS	BLKS	STLS
18	4	5	2	0	1

## TOP PERFORMANCES

► Scored a career-high 27 points vs. ETB Miners (2/15/25) while playing for SSV Lokomotive Bernau on 9-of-16 field goals.

► Collected a triple-double while playing for SSV Lokomotive Bernau vs. the Berlin Braves with 16 points, 12 rebounds and 11 assists in 35 minutes.

## BACKGROUND

► Grew up with the ALBA Berlin club, which was founded in 1991 and is the largest national basketball club by membership... Also one of the most successful with 11 German Championships, 11 German Cups and 3 German Supercups.

► Made his debut with ALBA Berlin at the age of 17 during the 2021-22 season.

## 2025-26 GAME-BY-GAME STATISTICS

Date	Opponent	GS	MIN	FG	3PT	FT	O	D	TR	PF	AST	TO	BLK	STL	PTS	+/-
Nov. 4	UNC GREENSBORO		21	2-5	0-2	1-2	1	3	4	3	1	1	2	3	5	31
Nov. 8	BELLARMINE	*	17	1-2	0-0	2-4	1	2	3	4	2	1	0	2	4	12
Nov. 13	CALIFORNIA	*	23	0-2	0-1	0-0	0	1	1	2	3	1	0	1	0	-11
Nov. 17	TULSA	*	10	1-4	0-1	0-0	0	0	0	2	0	1	0	0	2	3
Nov. 20	vs. Mississippi State	*	19	1-6	1-4	0-0	1	1	2	3	2	0	1	0	3	0
Nov. 21	vs. Nebraska	*	18	1-2	1-1	1-2	2	3	5	4	2	3	0	1	4	-8
Nov. 25	@Indiana															
Dec. 1	BOWLING GREEN															
Dec. 6	SETON HALL															
Dec. 8	MISSISSIPPI VALLEY															
Dec. 13	@Creighton															
Dec. 20	SOUTH DAKOTA															
Dec. 28	ULM															
Jan. 3	BYU*															
Jan. 7	@Arizona*															
Jan. 10	@Arizona State*															
Jan. 14	UCF*															
Jan. 17	@Oklahoma State*															
Jan. 20	UTAH*															
Jan. 24	KANSAS*															
Jan. 27	@West Virginia*															
Feb. 1	IOWA STATE*															
Feb. 7	@TCU*															
Feb. 11	CINCINNATI*															
Feb. 14	@Houston*															
Feb. 17	BAYLOR*															
Feb. 21	@Texas Tech*															
Feb. 25	@Colorado*															
Feb. 28	TCU*															
Mar. 3	WEST VIRGINIA*															
Mar. 7	@Kansas*															

## RAPIQUE'S CAREER STATS

YEAR	GP	GS	Min	Avg.	FGM	FGA	Pct.	3FGM	3FGA	Pct.	FTM	FTA	Pct.	Off	Def	Tot	Avg.	PF	Ast	TO	Blk	Stl	Pts	Avg.
2021-22 (Age 17)	5	4	114	22.7	15	44	.341	1	11	.091	10	17	.588	2	17	19	3.8	13	12	16	0	8	41	8.2
2022-23 (Age 18)	29	7	406	14.0	53	133	.398	21	67	.313	34	47	.723	21	50	71	2.4	51	62	37	0	35	161	5.6
2023-24 (Age 19)	38	16	692	18.2	105	242	.434	24	82	.293	85	122	.697	39	91	130	3.4	68	84	53	2	29	319	8.4
2024-25 (Age 20)	62	11	1017	16.4	130	300	.433	31	116	.267	64	104	.615	68	107	175	2.8	143	102	75	8	59	355	5.7
2025-26 (Jr.)	6	5	108	18.0	6	21	.286	2	9	.222	4	8	.500	5	10	15	2.5	18	10	7	3	7	18	3.0
Totals	6	5	108	18.0	6	21	.286	2	9	.222	4	8	.500	5	10	15	2.5	18	10	7	3	7	18	3.0



1

G | JR.-TR



# ABDI BASHIR JR.

G | 6-7 | 175 | Jr.-TR | Omaha, Neb. | PHHoenix Prep | Monmouth

X @abdibashirjr / abdibashirjr

CAA 2024-25 All-CAA First Team | CAA Player of the Week (twice)  
USBWA/Oscar Robertson National Player of the Week (11/19/24)

## SUPERLATIVES

	FR	SO	JR	SR	CAR
10+ Points	6	30	5	—	41
15+ Points	1	24	3	—	28
20+ Points	1	18	1	—	20
30+ Points	—	1	—	—	1
2+ 3FGM	17	28	6	—	52
5+ Rebounds	—	3	—	—	3
3+ Assists	—	12	2	—	14
Multiple Steals	1	4	—	—	5
Double-Doubles	—	—	—	—	—

## PERSONAL HIGHS

### ■ Points

Season	26 vs. Nebraska (11/21/25)
Career	38 at Rutgers (11/15/24)
Big 12	—

### ■ Field Goals Made

Season	7 vs. Nebraska (11/21/25)
Career	12, twice
Big 12	—

### ■ Field Goals Attempted

Season	15 vs. Nebraska (11/21/25)
Career	33 vs. Drexel (1/30/25)
Big 12	—

### ■ 3-Point Field Goals Made

Season	7 vs. Nebraska (11/21/25)
Career	10 at Rutgers (11/15/24)
Big 12	—

### ■ 3-Point Field Goals Attempted

Season	15 vs. Nebraska (11/21/25)
Career	20 vs. Drexel (1/30/25)
Big 12	—

### ■ Free Throws Made

Season	5 vs. Nebraska (11/21/25)
Career	7 at Lehigh (12/4/24)
Big 12	—

### ■ Free Throws Attempted

Season	5 vs. Nebraska (11/21/25)
Career	8 at Lehigh (12/4/24)
Big 12	—

### ■ Rebounds

Season	4, twice
Career	6 vs. Northeastern (2/24/25)
Big 12	—

### ■ Assists

Season	5 vs. California (11/13/25)
Career	7 at Stony Brook (2/13/25)
Big 12	—

### ■ Blocked Shots

Season	—
Career	1, twice
Big 12	—

### ■ Steals

Season	1, twice
Career	3 vs. Youngstown State (11/21/24)
Big 12	—

### ■ Minutes

Season	30 vs. Bellarmine (11/8/25)
Career	48 vs. Drexel (1/30/25)
Big 12	—

## SEASON STATS

PPG	RPG	APG	FG%	3FG%	FT%
14.3	2.3	2.3	45.2	50.0	85.7

## BASHIR AT A GLANCE

► Has started the first 6 games, averaging 25.8 minutes per game... Has now played 72 career games in college, including 38 starts.

► Now has 41 career double-digit scoring games, including in 5 of the first 6 games with 15 20-point games and five 30-point games... His five 30-point games at Monmouth tied for the most in program history.

► Posted his first 20-point game as a Wildcat with 26 points vs. Nebraska (11/21/25), as he connected on 7-of-15 attempts from 3-point range... His 7 made 3-pointers tie for the sixth-most 3-pointers in school history.

► Has a team-high 24 3-pointers, including a season-high 7 vs. Nebraska (11/21/25)... Has made at least 5 3-pointers in 14 games in his career, while he had a career-high 10 triples at Rutgers (11/15/24) while at Monmouth.

► Eclipsed 200 career 3-pointers (202) with his 7-triple performance vs. Nebraska (11/21/25), hitting on 39 percent (202-of-511) from beyond the arc.

► Led the NCAA in 3-point field goals/game (3.85), while he was second in total 3-point field goals (127) and 3-point field goals attempted (332) in 2024-25... Broke both the school and conference single-season record for 3-pointers.

► Led Monmouth and CAA in scoring at 20.1 points per game as a sophomore in 2024-25, while he was 16th in scoring and 25th in total points (663)... Jumped nearly 14 points per game from true freshman (6.3 ppg.) to sophomore season.

## 2025-26 GAME-BY-GAME STATISTICS

Date	Opponent	GS	MIN	FG	3PT	FT	O	D	TR	PF	AST	TO	BLK	STL	PTS	+/-
Nov. 4	UNC GREENSBORO	*	21	6-11	4-8	0-0	0	1	1	2	2	0	0	0	16	11
Nov. 8	BELLARMINE	*	30	5-10	5-9	0-0	0	4	4	2	3	2	0	0	15	19
Nov. 13	CALIFORNIA	*	23	2-4	2-4	1-2	0	2	2	2	5	1	0	1	7	7
Nov. 17	TULSA	*	28	4-12	2-6	0-0	0	0	0	1	2	0	0	0	10	3
Nov. 20	vs. Mississippi State	*	23	4-10	4-6	0-0	0	4	4	0	0	1	0	0	12	13
Nov. 21	vs. Nebraska	*	30	7-15	7-15	5-5	0	3	3	0	2	3	0	1	26	1
Nov. 25	@Indiana															
Dec. 1	BOWLING GREEN															
Dec. 6	SETON HALL															
Dec. 8	MISSISSIPPI VALLEY															
Dec. 13	@Creighton															
Dec. 20	SOUTH DAKOTA															
Dec. 28	ULM															
Jan. 3	BYU*															
Jan. 7	@Arizona*															
Jan. 10	@Arizona State*															
Jan. 14	UCF*															
Jan. 17	@Oklahoma State*															
Jan. 20	UTAH*															
Jan. 24	KANSAS*															
Jan. 27	@West Virginia*															
Feb. 1	IOWA STATE*															
Feb. 7	@TCU*															
Feb. 11	CINCINNATI*															
Feb. 14	@Houston*															
Feb. 17	BAYLOR*															
Feb. 21	@Texas Tech*															
Feb. 25	@Colorado*															
Feb. 28	TCU*															
Mar. 3	WEST VIRGINIA*															
Mar. 7	@Kansas*															

## BASHIR'S CAREER STATS

YEAR	GP	GS	Min	Avg.	FGM	FGA	Pct.	3FGM	3FGA	Pct.	FTM	FTA	Pct.	Off	Def	Tot	Avg.	PF	Ast	TO	Blk	Stl	Pts	Avg.
*2023-24 (Fr.)	33	0	443	13.4	76	200	.380	51	131	.389	6	8	.750	4	27	31	0.9	28	11	28	0	7	209	6.3
*2024-25 (So.)	33	32	1097	33.2	222	589	.377	127	332	.383	92	106	.868	8	79	87	2.6	44	73	91	2	18	663	20.1
2025-26 (Jr.)	6	6	155	25.8	28	62	.452	24	48	.500	6	7	.857	0	14	14	2.3	7	14	7	0	2	86	14.3
Totals	72	38	1695	23.5	326	851	.383	202	511	.395	104	121	.860	12	120	132	1.8	79	98	126	2	27	958	13.3

\*Played at Monmouth

Wildcats

2

G | FR.-HS



# EXAVIER WILSON

G | 6-1 | 170 | Fr.-HS | Columbia, Mo. | Father Tolton Catholic

X @ExavierWilson7 / zay\_gollve

## SUPERLATIVES

	FR	SO	JR	SR	CAR
10+ Points	—	—	—	—	—
15+ Points	—	—	—	—	—
20+ Points	—	—	—	—	—
2+ 3FGM	—	—	—	—	—
5+ Rebounds	—	—	—	—	—
3+ Assists	—	—	—	—	—
Multiple Steals	—	—	—	—	—
2+ Blocks	—	—	—	—	—
Double-Doubles	—	—	—	—	—

## PERSONAL HIGHS

■ Points	
Season	—
Career	—
Big 12	—
■ Field Goals Made	
Season	—
Career	—
Big 12	—
■ Field Goals Attempted	
Season	—
Career	—
Big 12	—
■ 3-Point Field Goals Made	
Season	—
Career	—
Big 12	—
■ 3-Point Field Goals Attempted	
Season	—
Career	—
Big 12	—
■ Free Throws Made	
Season	—
Career	—
Big 12	—
■ Free Throws Attempted	
Season	—
Career	—
Big 12	—
■ Rebounds	
Season	—
Career	—
Big 12	—
■ Assists	
Season	—
Career	—
Big 12	—
■ Blocked Shots	
Season	—
Career	—
Big 12	—
■ Steals	
Season	—
Career	—
Big 12	—
■ Minutes	
Season	—
Career	—
Big 12	—

## SEASON STATS

PPG	RPG	APG	FG%	3FG%	FT%
—	—	—	—	—	—

## WILSON AT A GLANCE

► Has not played yet.

## LAST GAME

MIN	PTS	REBS	ASTS	BLKS	STLS
—	—	—	—	—	—

## TOP PERFORMANCES

► Has not played yet.

## BACKGROUND

► Scored more than 1,700 career points in his prep career at Father Tolton Catholic behind only Brooklyn Net **Michael Porter Jr.**

## 2025-26 GAME-BY-GAME STATISTICS

Date	Opponent	GS	MIN	FG	3PT	FT	O	D	TR	PF	AST	TO	BLK	STL	PTS	+/-
Nov. 4	UNC GREENSBORO		DNP													
Nov. 8	BELLARMINE		DNP													
Nov. 13	CALIFORNIA		DNP													
Nov. 17	TULSA		DNP													
Nov. 20	vs. Mississippi State		DNP													
Nov. 21	vs. Nebraska															
Nov. 25	@Indiana															
Dec. 1	BOWLING GREEN															
Dec. 6	SETON HALL															
Dec. 8	MISSISSIPPI VALLEY															
Dec. 13	@Creighton															
Dec. 20	SOUTH DAKOTA															
Dec. 28	ULM															
Jan. 3	BYU*															
Jan. 7	@Arizona*															
Jan. 10	@Arizona State*															
Jan. 14	UCF*															
Jan. 17	@Oklahoma State*															
Jan. 20	UTAH*															
Jan. 24	KANSAS*															
Jan. 27	@West Virginia*															
Feb. 1	IOWA STATE*															
Feb. 7	@TCU*															
Feb. 11	CINCINNATI*															
Feb. 14	@Houston*															
Feb. 17	BAYLOR*															
Feb. 21	@Texas Tech*															
Feb. 25	@Colorado*															
Feb. 28	TCU*															
Mar. 3	WEST VIRGINIA*															
Mar. 7	@Kansas*															

## WILSON'S CAREER STATS

YEAR	GP	GS	Min	Avg.	FGM	FGA	Pct.	3FGM	3FGA	Pct.	FTM	FTA	Pct.	Off	Def	Tot	Avg.	PF	Ast	TO	Blk	Stl	Pts	Avg.
2025-26 (Fr.)																								
Totals																								

3

G | SR-1L



# C.J. JONES

G | 6-5 | 195 | Sr.-1L | East St. Louis, Ill. | East St. Louis | UIC

X @urcjay / urcjay

## SUPERLATIVES

	FR	SO	JR	SR	CAR
10+ Points	8	18	5	—	31
15+ Points	2	9	—	—	11
20+ Points	—	3	—	—	3
2+ 3FGM	6	9	2	—	17
5+ Rebounds	2	9	1	1	13
3+ Assists	12	24	6	—	42
Multiple Steals	3	8	2	1	14
2+ Blocks	3	3	1	—	7
Double-Doubles	—	2	—	—	2

## PERSONAL HIGHS

### ■ Points

Season	5 vs. Bellarmine (11/8/25)
Career	25 vs. Bradley (1/13/24)
Big 12	12 at UCF (2/26/25)

### ■ Field Goals Made

Season	2 vs. Bellarmine (11/8/25)
Career	10, twice
Big 12	4, 5 times

### ■ Field Goals Attempted

Season	5 vs. Bellarmine (11/8/25)
Career	18 vs. Indiana State (2/15/23)
Big 12	11 vs. Arizona State (2/23/25)

### ■ 3-Point Field Goals Made

Season	—
Career	3 at Belmont (1/27/24)
Big 12	2 at UCF (2/26/25)

### ■ 3-Point Field Goals Attempted

Season	3 vs. Tulsa (11/17/25)
Career	7 vs. Bradley (1/13/24)
Big 12	3, 3 times

### ■ Free Throws Made

Season	1 vs. Bellarmine (11/8/25)
Career	8 vs. Mississippi Valley State (11/19/24)
Big 12	4 vs. Cincinnati (12/30/24)

### ■ Free Throws Attempted

Season	1, twice
Career	9 vs. Mississippi Valley State (11/19/24)
Big 12	5 vs. Arizona (2/11/25)

### ■ Rebounds

Season	7 vs. UNC Greensboro (11/4/25)
Career	7 vs. UNC Greensboro (11/4/25)
Big 12	6 vs. West Virginia (1/25/25)

### ■ Assists

Season	2, twice
Career	14 vs. Drake (2/28/24)
Big 12	4 vs. Oklahoma State (1/29/25)

### ■ Blocked Shots

Season	—
Career	2, 7 times
Big 12	1 vs Arizona State (2/23/25)

### ■ Steals

Season	2 vs. UNC Greensboro (11/4/25)
Career	5 vs. Loyola Chicago (11/11/22)
Big 12	2 vs. Oklahoma State (1/29/25)

### ■ Minutes

Season	24 vs. UNC Greensboro (11/4/25)
Career	47 vs. Southern Illinois (3/7/24)
Big 12	28 vs. West Virginia (1/25/25)

## SEASON STATS

PPG	RPG	APG	FG%	3FG%	FT%
1.5	2.5	1.5	25.0	0.0	50.0

## JONES AT A GLANCE

- ▶ Averaging 16 minutes off the bench in the first 6 games... Has played in 101 games in his college career (39 at K-State), including 59 starts.
- ▶ Scored his first points of the season with 5 points vs. Bellarmine (11/8/25).
- ▶ Grabbed a career-high 7 rebounds vs. UNC Greensboro (11/4/25) to go with 2 assists and 2 steals in 24 minutes.
- ▶ Has 31 career double-digit scoring games, including 3 20-point efforts... Had 14 double-digit scoring games (two 20-point games) in his last 17 games at UIC.
- ▶ Had 2 career points/assists double-doubles at UIC, posting 17 points and 10 assists vs. Evansville (2/21/24) and 16 points and a career-high 14 assists vs. Drake (2/28/24)... His 14 assists were the most by a MVC player in 2023-24.

## LAST GAME (vs. Nebraska (11/21/25))

MIN	PTS	REBS	ASTS	BLKS	STLS
18	0	2	1	0	1

## TOP PERFORMANCES

- ▶ Scored a career-high 25 points vs. Bradley (1/13/24) while at UIC, connecting on 10-of-16 field goals in 34 minutes.
- ▶ Registered first career double-digit scoring game vs. Mississippi Valley State (11/19/24) with 12 points on 2-of-5 field goals and 8-of-9 free throws.
- ▶ Matched his season-high with 12 points at UCF (2/26/25) on 4-of-6 field goals, including 2-of-3 from 3-point range, and 2-of-3 free throws in 21 minutes.
- ▶ Tied his career-high with 6 rebounds vs. No. 23/23 West Virginia (1/25/25) to go with his first double-digit scoring game in Big 12 play (10 points).
- ▶ Was pivotal in the win over No. 16/17 Cincinnati (12/30/24), scoring 9 points on 2-of-3 field goals and 4-of-4 free throws in 18 minutes.

## BACKGROUND

- ▶ Transferred to K-State in April 2024 after 2 seasons at UIC (2022-24).
- ▶ Briefly entered the transfer portal this spring before returning for his senior season in July.

## 2025-26 GAME-BY-GAME STATISTICS

Date	Opponent	GS	MIN	FG	3PT	FT	O	D	TR	PF	AST	TO	BLK	STL	PTS	+/-
Nov. 4	UNC GREENSBORO	24	0-3	0-0	0-1	1	6	7	0	2	2	0	2	0	18	
Nov. 8	BELLARMINE	20	2-5	0-2	1-1	0	2	2	2	1	2	0	0	5	17	
Nov. 13	CALIFORNIA	10	1-2	0-0	0-0	0	1	1	0	1	0	0	1	2	-12	
Nov. 17	TULSA	14	1-4	0-3	0-0	0	1	1	0	2	1	0	0	2	-2	
Nov. 20	vs. Mississippi State	9	0-0	0-0	0-0	0	2	2	1	2	1	0	0	0	8	
Nov. 21	vs. Nebraska	18	0-2	0-1	0-0	0	2	2	3	1	0	0	1	0	4	
Nov. 25	@Indiana															
Dec. 1	BOWLING GREEN															
Dec. 6	SETON HALL															
Dec. 8	MISSISSIPPI VALLEY															
Dec. 13	@Creighton															
Dec. 20	SOUTH DAKOTA															
Dec. 28	ULM															
Jan. 3	BYU*															
Jan. 7	@Arizona*															
Jan. 10	@Arizona State*															
Jan. 14	UCF*															
Jan. 17	@Oklahoma State*															
Jan. 20	UTAH*															
Jan. 24	KANSAS*															
Jan. 27	@West Virginia*															
Feb. 1	IOWA STATE*															
Feb. 7	@TCU*															
Feb. 11	CINCINNATI*															
Feb. 14	@Houston*															
Feb. 17	BAYLOR*															
Feb. 21	@Texas Tech*															
Feb. 25	@Colorado*															
Feb. 28	TCU*															
Mar. 3	WEST VIRGINIA*															
Mar. 7	@Kansas*															

## JONES' CAREER STATS

YEAR	GP	GS	Min	Avg.	FGM	FGA	Pct.	3FGM	3FGA	Pct.	FTM	FTA	Pct.	Off	Def	Tot	Avg.	PF	Ast	TO	Blk	Stl	Pts	Avg.
*2022-23 (Fr.)	29	19	770	26.6	66	195	.338	23	68	.338	25	37	.676	8	47	55	1.9	70	62	46	16	23	180	6.2
*2023-24 (So.)	33	31	1099	33.3	150	353	.425	31	82	.378	45	73	.616	18	97	115	3.5	82	159	93	14	31	376	11.4
2024-25 (Jr.)	33	9	622	18.9	70	172	.407	17	55	.309	31	46	.674	8	48	56	1.7	66	48	32	5	18	188	5.7
2025-26 (Sr.)	6	0	96	16.0	4	16	.250	0	6	.000	1	2	.500	1	14	15	2.5	6	9	6	0	4	9	1.5
K-State career	39	9	718	18.4	74	188	.394	17	61	.279	32	48	.667	9	62	71	1.8	72	57	38	5	22	197	5.1
Totals	101	59	2588	25.6	290	736	.394	71	211	.336	102	158	.646	35	206	241	2.4	224	278	177	35	76	753	7.5



4

G | JR.-TR



# P.J. HAGGERTY

G | 6-4 | 195 | Jr.-TR | Crosby, Texas | Crosby | TCU | Tulsa | Memphis

X @HaggertyPJ / Instagram pj\_haggerty\_4



2024-25 Consensus Second Team All-American (Memphis)  
2024-25 AAC Player of the Year | 2025 AAC Tournament MVP

## SUPERLATIVES

	RFR	SO	JR	SR	CAR
10+ Points	30	34	6	—	70
15+ Points	26	32	6	—	64
20+ Points	20	23	5	—	48
30+ Points	2	1	2	—	6
40+ Points	—	1	—	—	1
5+ Rebounds	21	25	3	—	49
3+ Assists	25	26	6	—	57
Multiple Steals	17	16	2	—	35
Double-Doubles	2	—	2	—	4

## PERSONAL HIGHS

### ■ Points

Season 37 vs. Mississippi State (11/20/25)

Career 42 vs. Wichita State (3/14/25)

Big 12 —

### ■ Field Goals Made

Season 13 vs. Mississippi State (11/20/25)

Career 16 vs. Wichita State (3/14/25)

Big 12 —

### ■ Field Goals Attempted

Season 21, twice

Career 25 vs. Wichita State (3/14/25)

Big 12 —

### ■ 3-Point Field Goals Made

Season 4 vs. Mississippi State (11/20/25)

Career 4, 3 times

Big 12 —

### ■ 3-Point Field Goals Attempted

Season 7 vs. Mississippi State (11/20/25)

Career 8 vs. Colorado State (3/21/25)

Big 12 —

### ■ Free Throws Made

Season 11, twice

Career 19 vs. South Carolina State (11/20/23)

Big 12 —

### ■ Free Throws Attempted

Season 12, twice

Career 22 vs. South Carolina State (11/20/23)

Big 12 —

### ■ Rebounds

Season 10 vs. Tulsa (11/17/25)

Career 10, 3 times

Big 12 —

### ■ Assists

Season 11 vs. Bellarmine (11/8/25)

Career 11 vs. Bellarmine (11/8/25)

Big 12 —

### ■ Blocked Shots

Season 1 vs. UNC Greensboro (11/4/25)

Career 1, 5 times

Big 12 —

### ■ Steals

Season 2, twice

Career 7 vs. Louisiana Tech (12/4/24)

Big 12 —

### ■ Minutes

Season 37 vs. Nebraska (11/21/25)

Career 44 at Clemson (12/14/24)

Big 12 —

## SEASON STATS

PPG	RPG	APG	FG%	3FG%	FT%
28.0	5.3	6.3	56.0	40.9	83.9

## HAGGERTY AT A GLANCE

► Averaging a team-best 34.0 minutes per game in starting the first 6 games... Has now played in 78 career games, including 72 starts.

► Earned first Big 12 Player of the Week honor on Monday after averaging 31.7 points, 7.7 rebounds and 6.0 assists in helping K-State to a 2-1 record last week.

► First Wildcat to open a season with 6 consecutive games of 20 or more points, while his 168 points are the most by any player in that span.

► Has led the Wildcats in scoring in each of the first 6 games, including the school's first 30-point game since 2023 with 31 vs. Tulsa (11/17/25)... Followed with 37 points vs. Mississippi State (11/20/25), which are the most by any player under **Jerome Tang** and the most since **Barry Brown Jr.** in 2018... First Wildcat with back-to-back 30-point games since **Markquis Nowell** in 2023.

► Eclipsed 1,600 career points vs. Nebraska (11/21/25) with his 27 points... One of 14 active Division I players with at least 1,600 points.

► Has scored in double figures in 70 of 78 career games with 49 games of 20 or more points, including four 30-point games and one 40-point game in his career.

► Coming off a career year in 2024-25, becoming the first Memphis Tiger since 2008 to be named an AP All-American while earning consensus Second Team All-America honors... Just the second Tiger to be name the AAC Player of the Year while also earning MVP honors at the AAC Championship.

## 2025-26 GAME-BY-GAME STATISTICS

Date	Opponent	GS	MIN	FG	3PT	FT	O	D	TR	PF	AST	TO	BLK	STL	PTS	+/-
Nov. 4	UNC GREENSBORO	*	32	10-20	1-4	6-7	0	2	2	2	3	3	1	1	27	35
Nov. 8	BELLARMINE	*	35	5-9	2-3	11-12	1	3	4	0	11	3	0	0	23	20
Nov. 13	CALIFORNIA	*	34	7-12	1-1	8-12	0	3	3	4	6	7	0	1	23	4
Nov. 17	TULSA	*	32	10-17	0-2	11-12	3	7	10	4	3	5	0	2	31	6
Nov. 20	vs. Mississippi State	*	34	13-21	4-7	7-8	3	4	7	3	8	1	0	2	37	22
Nov. 21	vs. Nebraska	*	37	11-21	1-5	4-5	1	5	6	3	7	4	0	0	27	7
Nov. 25	@Indiana															
Dec. 1	BOWLING GREEN															
Dec. 6	SETON HALL															
Dec. 8	MISSISSIPPI VALLEY															
Dec. 13	@Creighton															
Dec. 20	SOUTH DAKOTA															
Dec. 28	ULM															
Jan. 3	BYU*															
Jan. 7	@Arizona*															
Jan. 10	@Arizona State*															
Jan. 14	UCF*															
Jan. 17	@Oklahoma State*															
Jan. 20	UTAH*															
Jan. 24	KANSAS*															
Jan. 27	@West Virginia*															
Feb. 1	IOWA STATE*															
Feb. 7	@TCU*															
Feb. 11	CINCINNATI*															
Feb. 14	@Houston*															
Feb. 17	BAYLOR*															
Feb. 21	@Texas Tech*															
Feb. 25	@Colorado*															
Feb. 28	TCU*															
Mar. 3	WEST VIRGINIA*															
Mar. 7	@Kansas*															

## LAST GAME (vs. Nebraska (11/21/25))

MIN	PTS	REBS	ASTS	BLKS	STLS
37	27	6	7	0	0

## TOP PERFORMANCES

► Scored a season-high 37 points in the win over Mississippi State (11/20/25) on 13-of-21 field goals and 7-of-8 free throws to go with 8 assists and 7 rebounds... It was his highest point total since a career-high 42 vs. Wichita State (3/14/25).

► Posted the first 30-point, 10-rebound double-double since 2008 with his 31-point, 10-rebound performance vs. Tulsa (11/17/25)... It was his fourth career double-double, including his third points/rebounds variety.

► Collected his first career points/assists double-double vs. Bellarmine (11/8/25) with a game-high 23 points and a career-best 11 assists... It marked just the ninth such game in school history and the first since **Markquis Nowell** in 2023.

► Last season posted 25-point efforts vs. Missouri (25 points), at UNLV (29 points), vs. Auburn (27 points), vs. Arkansas State (29 points), at Virginia (27 points), vs. North Texas (27 points), vs. East Carolina (25 points), at Rice (26 points) and at UAB (25 points).

## BACKGROUND

► Transferred to K-State in June 2025 after 1 season at Memphis (2024-25)... Has also spent time at TCU (2022-23) and Tulsa (2023-24).

► His uncle, **Eli Roberson**, is a famed Wildcat signal-caller who is a member of the Class of 2022 Ring of Honor after his standout career from 2000-03.

## HAGGERTY'S CAREER STATS

YEAR	GP	GS	Min	Avg.	FGM	FGA	Pct.	3FGM	3FGA	Pct.	FTM	FTA	Pct.	Off	Def	Tot	Avg.	PF	Ast	TO	Blk	Stl	Pts	Avg.
*2022-23 (Fr.)	6	0	54	9.0	5	9	.556	0	1	.000	7	9	.778	1	8	9	1.5	3	5	4	0	2	17	2.8
**2023-24 (Rfr.)	31	31	1045	33.7	199	404	.493	22	76	.289	237	309	.767	32	137	169	5.5	53	119	80	1	60	657	21.2
***2024-25 (So.)	35	35	1282	36.6	248	521	.476	39	107	.364	224	274	.818	40	162	202	5.8	80	131	116	3	64	759	21.7
2025-26 (Jr.)	6	6	204	34.0	56	100	.560	9	22	.409	47	56	.839	8	24	32	5.3	16	38	23	1	6	168	28.0
Totals	78	72	2585	33.1	508	1034	.491	70	206	.340	515	648	.795	81	331	412	5.3	152	293	223	5	132	1601	20.5

\*at TCU | \*\*at Tulsa | \*\*\*at Memphis

Wildcats



MARCUS JOHNSON

W | 6-7 | 265 | Sr-TR | Akron, Ohio | Parkland | Wheeling | Bowling Green

@thebigestmarc / @marcus.6



2023-24 NABC All-District Second Team (Wheeling)  
2023-24 D2CCA All-Region Second Team | All-MEC First Team

SUPERLATIVES

	FR	SO	JR	SR	CAR
10+ Points	—	—	26	—	86
15+ Points	—	—	19	—	71
20+ Points	—	—	13	—	42
30+ Points	—	—	—	—	4
5+ Rebounds	—	—	17	—	73
10+ Rebounds	—	—	1	—	15
3+ Assists	—	—	11	—	39
Multiple Steals	—	—	6	—	x
Double-Doubles	—	—	1	—	15

PERSONAL HIGHS

■ Points	—
Season	—
Career	34 vs. West Virginia State (2/3/24)
Big 12	—
■ Field Goals Made	—
Season	—
Career	13 at Alderson Broaddus (2/22/23)
Big 12	—
■ Field Goals Attempted	—
Season	—
Career	27 vs. Concord (1/20/24)
Big 12	—
■ 3-Point Field Goals Made	—
Season	—
Career	6 vs. West Virginia State (2/3/24)
Big 12	—
■ 3-Point Field Goals Attempted	—
Season	—
Career	13 vs. Kent State (2/18/25)
Big 12	—
■ Free Throws Made	—
Season	—
Career	11 vs. Salem (11/21/23)
Big 12	—
■ Free Throws Attempted	—
Season	—
Career	12 vs. Salem (11/21/23)
Big 12	—
■ Rebounds	—
Season	—
Career	15 vs. Fairmont State (1/10/24)
Big 12	—
■ Assists	—
Season	—
Career	9 at West Virginia Wesleyan (12/2/23)
Big 12	—
■ Blocked Shots	—
Season	—
Career	3 vs. Salem (11/21/23)
Big 12	—
■ Steals	—
Season	—
Career	4, 6 times
Big 12	—
■ Minutes	—
Season	—
Career	44 vs. Notre Dame (Ohio) (3/6/24)
Big 12	—

JOHNSON'S CAREER STATS

YEAR	GP	GS	Min	Avg.	FGM	FGA	Pct.	3FGM	3FGA	Pct.	FTM	FTA	Pct.	Off	Def	Tot	Avg.	PF	Ast	TO	Blk	Stl	Pts	Avg.
*2021-22 (Fr.)	29	4	400	13.8	94	186	.505	14	37	.378	36	47	.766	36	91	127	4.4	53	34	46	8	19	238	8.2
**2022-23 (So.)	29	29	869	30.0	200	412	.485	42	107	.393	84	104	.808	60	129	189	6.5	72	49	75	16	46	526	18.1
**2023-24 (Jr.)	27	25	896	30.0	203	430	.472	67	150	.447	109	120	.908	63	149	212	7.9	74	83	86	15	36	582	21.6
***2024-25 (Sr.)	32	32	1006	31.4	181	421	.430	78	198	.394	79	88	.898	42	118	160	5.0	69	58	79	5	28	519	16.2
2025-26 (Sr.)	0																							
Totals	88	86	2771	31.5	584	1263	.462	187	455	.411	272	312	.872	165	396	561	6.4	215	190	240	36	110	1627	18.5

SEASON STATS

PPG	RPG	BPG	FG%	3FG%	FT%
—	—	—	—	—	—

JOHNSON AT A GLANCE

- ▶ Has not played this season.
- ▶ Has scored nearly 1,900 points (1,865) in his college career, which includes more than 1,600 points (1,627) at the Division I or II ranks... Has 3 consecutive seasons of 500 or more points, including 582 in 2023-24 at Wheeling.
- ▶ Has scored in double figures in 86 of 107 career games, including 42 20-point games and four 30-point games.
- ▶ Has 15 career double-doubles, including 9 at Wheeling in 2023-24.

LAST GAME

MIN	PTS	REBS	ASTS	BLKS	STLS
—	—	—	—	—	1

TOP PERFORMANCES

- ▶ Scored a career-high 34 points vs. West Virginia State (2/3/24) while playing at Division II Wheeling.
- ▶ Had a Division I high of 28 points vs. Toledo (1/24/25).

BACKGROUND

- ▶ Transferred to K-State in May 2025 after 1 season at Bowling Green (2024-25)... Started at the junior college level at Parkland College in Champaign, Ill., in 2021-22 then moving to Division II Wheeling College for 2 seasons (2022-24).
- ▶ Part of back-to-back state titles at famed St. Vincent-St. Mary's in Akron.

2025-26 GAME-BY-GAME STATISTICS

Date	Opponent	GS	MIN	FG	3PT	FT	O	D	TR	PF	AST	TO	BLK	STL	PTS	+/-
Nov. 4	UNC GREENSBORO		DNP													
Nov. 8	BELLARMINE		DNP													
Nov. 13	CALIFORNIA		DNP													
Nov. 17	TULSA		DNP													
Nov. 20	vs. Mississippi State		DNP													
Nov. 21	vs. Nebraska		DNP													
Nov. 25	@Indiana															
Dec. 1	BOWLING GREEN															
Dec. 6	SETON HALL															
Dec. 8	MISSISSIPPI VALLEY															
Dec. 13	@Creighton															
Dec. 20	SOUTH DAKOTA															
Dec. 28	ULM															
Jan. 3	BYU*															
Jan. 7	@Arizona*															
Jan. 10	@Arizona State*															
Jan. 14	UCF*															
Jan. 17	@Oklahoma State*															
Jan. 20	UTAH*															
Jan. 24	KANSAS*															
Jan. 27	@West Virginia*															
Feb. 1	IOWA STATE*															
Feb. 7	@TCU*															
Feb. 11	CINCINNATI*															
Feb. 14	@Houston*															
Feb. 17	BAYLOR*															
Feb. 21	@Texas Tech*															
Feb. 25	@Colorado*															
Feb. 28	TCU*															
Mar. 3	WEST VIRGINIA*															
Mar. 7	@Kansas*															



SUPERLATIVES

	FR	SO	JR	SR	CAR
10+ Points	1	3	—	—	4
20+ Points	—	—	—	—	—
30+ Points	—	—	—	—	—
3+ 3FGM	1	2	—	—	3
5+ Rebounds	—	—	—	—	—
5+ Assists	—	—	—	—	—
Multiple Steals	2	—	—	—	2
2+ Blocks	—	—	—	—	—
Double-Doubles	—	—	—	—	—

PERSONAL HIGHS

■ Points	
Season	19 vs. Bellarmine (11/8/25)
Career	19 vs. Bellarmine (11/8/25)
Big 12	6, twice
■ Field Goals Made	
Season	7 vs. Bellarmine (11/8/25)
Career	7 vs. Bellarmine (11/8/25)
Big 12	2, twice
■ Field Goals Attempted	
Season	10 vs. Tulsa (11/17/25)
Career	10 vs. Tulsa (11/17/25)
Big 12	7 vs. Texas Tech (1/16/25)
■ 3-Point Field Goals Made	
Season	5 vs. Bellarmine (11/8/25)
Career	5 twice
Big 12	2, twice
■ 3-Point Field Goals Attempted	
Season	6 vs. California (11/13/25)
Career	9 vs. UAPB (12/1/24)
Big 12	5 vs. Arizona State (2/23/25)
■ Free Throws Made	
Season	5 vs. Nebraska (11/21/25)
Career	5 vs. Nebraska (11/21/25)
Big 12	3, twice
■ Free Throws Attempted	
Season	6 vs. Nebraska (11/21/25)
Career	6 vs. Nebraska (11/21/25)
Big 12	4, twice
■ Rebounds	
Season	4 vs. California (11/13/25)
Career	4 vs. California (11/13/25)
Big 12	2, twice
■ Assists	
Season	2, 5 times
Career	3 vs. Drake (12/17/24)
Big 12	2 vs. Cincinnati (12/30/24)
■ Blocked Shots	
Season	—
Career	1 vs. Arizona (2/11/25)
Big 12	1 vs. Arizona (2/11/25)
■ Steals	
Season	1, twice
Career	2, 3 times
Big 12	2, twice
■ Minutes	
Season	24 vs. Tulsa (11/17/25)
Career	24 vs. Tulsa (11/17/25)
Big 12	23 at Kansas (1/18/25)

CASTILLO'S CAREER STATS

YEAR	GP	GS	Min	Avg.	FGM	FGA	Pct.	3FGM	3FGA	Pct.	FTM	FTA	Pct.	Off	Def	Tot	Avg.	PF	Ast	TO	Blk	Stl	Pts	Avg.
2024-25 (Fr.)	32	2	319	10.0	19	86	.221	17	67	.254	22	25	.880	0	18	18	0.6	22	24	19	1	13	77	2.4
2025-26 (So.)	6	0	117	19.5	24	44	.545	13	25	.520	10	13	.769	2	9	11	1.8	7	11	7	0	2	71	11.8
Totals	38	2	436	11.5	43	130	.331	30	92	.326	32	38	.842	2	27	29	0.8	29	35	26	1	15	148	3.9

SEASON STATS

PPG	RPG	APG	FG%	3FG%	FT%
11.8	1.8	1.8	54.5	52.0	76.9

CASTILLO AT A GLANCE

- ▶ Averaging 19.5 minutes off the bench in first 6 games... Played a career-high 24 minutes vs. Tulsa (11/17/25)... Has played in 38 career games with 2 starts.
- ▶ Scored in double figures in 3 consecutive games for the first time in his career after 12 points vs. Tulsa (11/17/25), including the game-winner... This came on the heels of a 16-point effort in the win vs. Cal (11/13/25), which came on 6-of-9 attempts, including 4-of-6 from 3-point range in 23 minutes.
- ▶ Scored a career-high 19 points on 7-of-7 field goals, including 5-of-5 from 3-point range, in just 12 minutes... He is the 25th player in school history to go 5-of-5 or better from the field, including the eighth such player to go 5-of-5 from beyond the arc (which also includes high school coach **Clell Stewart**).
- ▶ Scored 7 points on 3-of-5 shooting, including 1-of-2 from 3-point range, in the opener vs. UNC Greensboro (11/4/25).

LAST GAME (vs. Nebraska (11/21/25))

MIN	PTS	REBS	ASTS	BLKS	STLS
21	8	2	2	0	1

TOP PERFORMANCES

- ▶ Scored a career-best 19 points vs. Bellarmine (11/8/25) in just 12 minutes of action, hitting on all 7 field goals, including 5-of-5 from 3-point range... He is just the eighth Wildcat to go 5-of-5 or better from beyond the arc.
- ▶ Played a career-high 23 minutes at No. 9/10 Kansas (1/18/25), posting 6 points on 2-of-4 field goals, including 2-of-3 from 3-point range, to go with 2 steals... His 2 made 3-pointers snapped a streak of 18 consecutive misses.
- ▶ Posted first career block vs. No. 13/13 Arizona (2/11/25).
- ▶ Matched his season-high of 2 steals vs. No. 10/10 Iowa State (3/8/25).

BACKGROUND

- ▶ Played his senior season at prep powerhouse Sunrise Christian Academy in Bel Aire, Kan., leading the team in scoring (13.2 ppg.) and free throw percentage.
- ▶ Played for former Wildcat **Clell Stewart** at Bartlesville High School, where he became the school's all-time leading scorer with 1,594 points.

2025-26 GAME-BY-GAME STATISTICS

Date	Opponent	GS	MIN	FG	3PT	FT	O	D	TR	PF	AST	TO	BLK	STL	PTS	+/-
Nov. 4	UNC GREENSBORO		13	3-5	1-2	0-2	0	0	0	0	2	1	0	0	7	-13
Nov. 8	BELLARMINE		12	7-7	5-5	0-0	0	1	1	2	1	2	0	0	19	8
Nov. 13	CALIFORNIA		23	6-9	4-6	0-0	0	4	4	1	2	1	0	0	16	2
Nov. 17	TULSA		24	4-10	1-5	3-3	0	1	1	1	2	2	0	1	12	-2
Nov. 20	vs. Mississippi State		24	3-7	1-2	2-2	1	2	3	2	2	0	0	0	9	20
Nov. 21	vs. Nebraska		21	1-6	1-5	5-6	1	1	2	1	2	1	0	1	8	2
Nov. 25	@Indiana															
Dec. 1	BOWLING GREEN															
Dec. 6	SETON HALL															
Dec. 8	MISSISSIPPI VALLEY															
Dec. 13	@Creighton															
Dec. 20	SOUTH DAKOTA															
Dec. 28	ULM															
Jan. 3	BYU*															
Jan. 7	@Arizona*															
Jan. 10	@Arizona State*															
Jan. 14	UCF*															
Jan. 17	@Oklahoma State*															
Jan. 20	UTAH*															
Jan. 24	KANSAS*															
Jan. 27	@West Virginia*															
Feb. 1	IOWA STATE*															
Feb. 7	@TCU*															
Feb. 11	CINCINNATI*															
Feb. 14	@Houston*															
Feb. 17	BAYLOR*															
Feb. 21	@Texas Tech*															
Feb. 25	@Colorado*															
Feb. 28	TCU*															
Mar. 3	WEST VIRGINIA*															
Mar. 7	@Kansas*															





SUPERLATIVES

	RFR	SO	JR	SR	CAR
10+ Points	21	—	—	—	21
15+ Points	18	—	—	—	18
20+ Points	13	—	—	—	13
5+ Rebounds	21	3	—	—	24
10+ Rebounds	10	—	—	—	10
3+ Assists	3	—	—	—	3
Multiple Steals	13	4	—	—	17
2+ Blocks	14	1	1	—	16
Double-Doubles	10	—	—	—	10

PERSONAL HIGHS

■ Points

Season	4 vs. California (11/13/25)
Career	27 at Western Iowa Tech (12/9/23)
Big 12	8 vs. Oklahoma State (1/29/25)

■ Field Goals Made

Season	2 vs. California (11/13/25)
Career	10 at Western Iowa Tech (12/9/23)
Big 12	3, twice

■ Field Goals Attempted

Season	3 vs. California (11/13/25)
Career	16, 5 times
Big 12	4, 5 times

■ 3-Point Field Goals Made

Season	—
Career	1, 3 times
Big 12	—

■ 3-Point Field Goals Attempted

Season	—
Career	2, twice
Big 12	—

■ Free Throws Made

Season	1, twice
Career	11 at North Iowa Area (1/3/24)
Big 12	2, 4 times

■ Free Throws Attempted

Season	2, twice
Career	14 at North Iowa Area (1/3/24)
Big 12	5 at BYU (2/15/25)

■ Rebounds

Season	4 vs. Bellarmine (11/8/25)
Career	17 vs. Marshalltown (2/10/24)
Big 12	7, twice

■ Assists

Season	2 vs. UNC Greensboro (11/4/25)
Career	3, multiple times
Big 12	1 vs. Arizona State (2/23/25)

■ Blocked Shots

Season	2 vs. UNC Greensboro (11/4/25)
Career	6 at South Suburban (3/22/24)
Big 12	2 at Utah (2/17/25)

■ Steals

Season	1 vs. UNC Greensboro (11/4/25)
Career	5, twice
Big 12	3, twice

■ Minutes

Season	17 vs. UNC Greensboro (11/4/25)
Career	34, twice
Big 12	18 vs. Arizona State (2/23/25)

SEASON STATS

PPG	RPG	BPG	FG%	3FG%	FT%
2.4	2.0	0.6	71.4	—	50.0

IKEGWURUKA AT A GLANCE

► Earned his first career start at K-State vs. UNC Greensboro (11/4/25)... Has come off the bench in 4 of last 5 games... Has now played in 29 career games.

► Chipped in all around in the win over UNC Greensboro (11/4/25), posting 3 points, 3 rebounds, 2 assists, 2 blocks and a steal in 17 minutes... Also had 3 points vs. Bellarmine (11/8/25) with 4 rebounds and an assist.

► Played his best all-around game vs. Oklahoma State (1/29/25) with a season-high 8 points on 3-of-4 field goals to go with 3 rebounds and 3 steals... Followed with 4 points and 3 rebounds in the win at No. 3/3 Iowa State (2/1/25)... Had 6 points in the win over No. 16/17 Kansas (2/8/25) with a pair of steals.

► Scored his first points vs. Drake (12/17/24), posting 4 points on 2-of-2 field goals with 1 rebound and 1 steal in 10 minutes.

► Averaged a double-double (19 ppg., 10.3 rpg.) as a redshirt freshman at Ellsworth Community College, where he helped the school to its first national tournament appearance in 38 seasons and the highest finish in 1977.

► Has a variety of international experience, having played for both the Irish U16 National Team at the 2019 FIBA European U16 Division B Championships as well as for two club teams in the Czech Republic from 2020-23.

LAST GAME (vs. Nebraska (11/21/25))

MIN	PTS	REBS	ASTS	BLKS	STLS
7	0	0	0	0	0

TOP PERFORMANCES

► Scored a career-high 27 points at Western Iowa Tech (12/9/23)... Rattled off 7 consecutive 20-point games to end the regular season at Ellsworth.

► Scored season-high 8 points vs. Oklahoma State (1/29/25) on 3-of-4 field goals to go with 3 rebounds and 3 steals in 12 minutes.

► Grabbed a season-high 3 steals twice, vs. Oklahoma State (1/29/25) and No. 13/13 Arizona (2/11/25).

► Tied a season-high with 7 rebounds vs. Arizona State (2/23/25) in a season-high 18 minutes

► Posted a pair of blocks at Utah (2/17/25).

BACKGROUND

► Transferred to K-State in May 2024 after 2 seasons at Ellsworth Community College in Ellsworth, Iowa, redshirting in 2022-23.

► Earned NJCAA Second Team All-American honors in leading the Panthers to 29 wins and a fourth-place finish at the NJCAA Division II Championship.

2025-26 GAME-BY-GAME STATISTICS

Date	Opponent	GS	MIN	FG	3PT	FT	O	D	TR	PF	AST	TO	BLK	STL	PTS	+/-
Nov. 4	UNC GREENSBORO	*	17	1-1	0-0	1-2	1	2	3	2	2	0	2	1	3	-2
Nov. 8	BELLARMINE		16	1-1	0-0	1-2	3	1	4	2	1	2	0	0	3	8
Nov. 13	CALIFORNIA		17	2-3	0-0	0-0	0	1	1	2	0	0	0	0	4	-5
Nov. 17	TULSA		DNP													
Nov. 20	vs. Mississippi State		13	1-1	0-0	0-0	0	2	2	2	0	2	1	1	2	12
Nov. 21	vs. Nebraska		7	0-1	0-0	0-0	0	0	0	1	0	0	0	0	0	0
Nov. 25	@Indiana															
Dec. 1	BOWLING GREEN															
Dec. 6	SETON HALL															
Dec. 8	MISSISSIPPI VALLEY															
Dec. 13	@Creighton															
Dec. 20	SOUTH DAKOTA															
Dec. 28	ULM															
Jan. 3	BYU*															
Jan. 7	@Arizona*															
Jan. 10	@Arizona State*															
Jan. 14	UCF*															
Jan. 17	@Oklahoma State*															
Jan. 20	UTAH*															
Jan. 24	KANSAS*															
Jan. 27	@West Virginia*															
Feb. 1	IOWA STATE*															
Feb. 7	@TCU*															
Feb. 11	CINCINNATI*															
Feb. 14	@Houston*															
Feb. 17	BAYLOR*															
Feb. 21	@Texas Tech*															
Feb. 25	@Colorado*															
Feb. 28	TCU*															
Mar. 3	WEST VIRGINIA*															
Mar. 7	@Kansas*															

IKEGWURUKA'S CAREER STATS

YEAR	GP	GS	Min	Avg.	FGM	FGA	Pct.	3FGM	3FGA	Pct.	FTM	FTA	Pct.	Off	Def	Tot	Avg.	PF	Ast	TO	Blk	Stl	Pts	Avg.
2024-25 (So.)	24	0	192	8.0	21	35	.600	0	0	.000	9	17	.529	18	39	57	2.4	27	2	9	5	14	51	2.1
2025-26 (Jr.)	5	1	70	14.0	5	7	.714	0	0	.000	2	4	.500	4	6	10	2.0	9	3	4	3	2	12	2.4
Totals	29	1	262	9.0	26	42	.619	0	0	.000	11	21	.524	22	45	67	2.3	36	5	13	8	16	63	2.2

15  
W | JR.-2L



# TAJ MANNING

W | 6-7 | 230 | Jr.-2L | Grandview, Mo. | La Lumiere [Ind.] School

@TajManning / taj.manning

## SUPERLATIVES

	RFR	SO	JR	SR	CAR
10+ Points	—	—	—	—	—
20+ Points	—	—	—	—	—
2+ 3FGM	—	1	—	—	1
5+ Rebounds	—	—	—	—	—
10+ Rebounds	—	—	—	—	—
3+ Assists	—	—	—	—	—
Multiple Steals	—	—	—	—	—
2+ Blocks	—	—	—	—	—
Double-Double	—	—	—	—	—

## PERSONAL HIGHS

### ■ Points

Season	2, twice
Career	6 vs. UAPB (12/1/24)
Big 12	4 vs. Oklahoma (1/30/24)

### ■ Field Goals Made

Season	1, twice
Career	2, twice
Big 12	1 vs. Oklahoma (1/30/24)

### ■ Field Goals Attempted

Season	1, twice
Career	2, 4 times
Big 12	2 vs. Oklahoma (1/30/24)

### ■ 3-Point Field Goals Made

Season	—
Career	2 vs. UAPB (12/1/24)
Big 12	1 vs. Oklahoma (1/30/24)

### ■ 3-Point Field Goals Attempted

Season	—
Career	2, twice
Big 12	2 vs. Oklahoma (1/30/24)

### ■ Free Throws Made

Season	—
Career	1, 3 times
Big 12	1, twice

### ■ Free Throws Attempted

Season	—
Career	2, 3 times
Big 12	2, twice

### ■ Rebounds

Season	2, twice
Career	4 vs. Central Arkansas (11/22/23)
Big 12	3 vs. Oklahoma (1/30/24)

### ■ Assists

Season	1, vs. Mississippi State (11/20/25)
Career	1, 3 times
Big 12	—

### ■ Blocked Shots

Season	1, twice
Career	1, twice
Big 12	—

### ■ Steals

Season	—
Career	1, 3 times
Big 12	1 vs. Houston (1/11/25)

### ■ Minutes

Season	7 vs. Tulsa (11/17/25)
Career	15 vs. Chicago State (1/2/24)
Big 12	10 vs. Oklahoma (1/30/24)

## SEASON STATS

PPG	RPG	BPG	FG%	3FG%	FT%
1.0	1.3	0.5	100.0	—	—

## MANNING AT A GLANCE

- Has come off the bench in 4 of the first 6 games, averaging 3.5 minutes per game... Has now played in 26 games with 1 start in his career.
- Came off the bench to play 7 minutes in the win over Tulsa (11/17/25), scoring his first points on a layup to go with 2 rebounds.
- Equaled his season-high with 2 points vs. Mississippi State (11/20/25).
- Grabbed 2 rebounds vs. Bellarmine (11/8/25).
- Played in 18 games with a start as a redshirt freshman in 2023-24.
- Was redshirt as a true freshman in 2022-23.

## LAST GAME (vs. Mississippi State (11/20/25))

MIN	PTS	REBS	ASTS	BLKS	STLS
3	2	0	1	0	0

## TOP PERFORMANCES

- Posted a career-high 6 points vs. UAPB (12/1/24), hitting on both 3-pointers.
- Scored his first career points vs. Central Arkansas (11/22/23), posting 3 points on 1-of-1 field goals and 1-of-2 free throws in 9 minutes.
- Connected on his first career 3-pointer vs. No. 23/24 Oklahoma (1/30/24).

## BACKGROUND

- Was signed by the previous coaching staff on Nov. 10, 2021.
- Played locally at Grandview (2018-20) and Bishop Miege High Schools (2020-21) in the Kansas City area, winning a Missouri Class 4A title with a 29-2 record with the Bulldogs and a Kansas Class 6A title with a 22-1 record with the Stags.

## 2025-26 GAME-BY-GAME STATISTICS

Date	Opponent	GS	MIN	FG	3PT	FT	O	D	TR	PF	AST	TO	BLK	STL	PTS	+/-
Nov. 4	UNC GREENSBORO		3	0-0	0-0	0-0	0	1	1	1	0	0	1	0	0	-3
Nov. 8	BELLARMINE		2	0-0	0-0	0-0	0	2	2	0	0	1	0	0	0	3
Nov. 13	CALIFORNIA		DNP													
Nov. 17	TULSA		7	1-1	0-0	0-0	1	1	2	1	0	0	0	0	2	-3
Nov. 20	vs. Mississippi State		3	1-1	0-0	0-0	0	0	0	0	1	0	0	0	2	-1
Nov. 21	vs. Nebraska		DNP													
Nov. 25	@Indiana															
Dec. 1	BOWLING GREEN															
Dec. 6	SETON HALL															
Dec. 8	MISSISSIPPI VALLEY															
Dec. 13	@Creighton															
Dec. 20	SOUTH DAKOTA															
Dec. 28	ULM															
Jan. 3	BYU*															
Jan. 7	@Arizona*															
Jan. 10	@Arizona State*															
Jan. 14	UCF*															
Jan. 17	@Oklahoma State*															
Jan. 20	UTAH*															
Jan. 24	KANSAS*															
Jan. 27	@West Virginia*															
Feb. 1	IOWA STATE*															
Feb. 7	@TCU*															
Feb. 11	CINCINNATI*															
Feb. 14	@Houston*															
Feb. 17	BAYLOR*															
Feb. 21	@Texas Tech*															
Feb. 25	@Colorado*															
Feb. 28	TCU*															
Mar. 3	WEST VIRGINIA*															
Mar. 7	@Kansas*															

## MANNING'S CAREER STATS

YEAR	GP	GS	Min	Avg.	FGM	FGA	Pct.	3FGM	3FGA	Pct.	FTM	FTA	Pct.	Off	Def	Tot	Avg.	PF	Ast	TO	Blk	Stl	Pts	Avg.
2023-24 (Rfr.)	14	1	68	4.9	5	8	.625	1	3	.333	3	7	.429	6	10	16	1.1	13	2	1	0	2	14	1.0
2024-25 (So.)	8	0	21	2.7	2	4	.500	2	4	.500	0	0	.000	1	5	6	0.8	4	0	1	0	1	6	0.8
2025-26 (Jr.)	4	0	14	3.5	2	2	1.000	0	0	.000	0	0	.000	1	4	5	1.3	2	1	1	2	0	4	1.0
Totals	26	1	103	4.0	9	14	.643	3	7	.429	3	7	.429	8	19	27	1.0	19	3	3	2	3	24	0.9

21

W | SR-TR



# KHAMARI McGRIFF

W | 6-9 | 230 | Sr.-TR | Tallahassee, Fla. | James S. Rickards | UNC Wilmington

X @KhamariMcGriff / khamarimm



2024-25 All-CAA Tournament Team (UNC Wilmington)  
2024-25 CAA's Dean Ehlers Leadership Award (UNC Wilmington)

## SUPERLATIVES

	RFR	SO	JR	SR	CAR
10+ Points	—	1	22	3	26
15+ Points	—	—	9	2	11
20+ Points	—	—	2	1	3
30+ Points	—	—	1	—	1
5+ Rebounds	—	8	13	1	22
10+ Rebounds	—	1	1	—	2
Multiple Steals	—	—	1	—	3
2+ Blocks	1	6	10	1	18
Double-Doubles	—	—	1	—	1

## PERSONAL HIGHS

### ■ Points

Season	21 vs. California (11/13/25)
Career	34 at Howard (12/14/24)
Big 12	—

### ■ Field Goals Made

Season	8, twice
Career	14 at Howard (12/14/24)
Big 12	—

### ■ Field Goals Attempted

Season	11 vs. California (11/13/25)
Career	16 at Howard (12/14/24)
Big 12	—

### ■ 3-Point Field Goals Made

Season	—
Career	1, twice
Big 12	—

### ■ 3-Point Field Goals Attempted

Season	1 vs. California (11/13/25)
Career	1, 4 times
Big 12	—

### ■ Free Throws Made

Season	5, twice
Career	7, twice
Big 12	—

### ■ Free Throws Attempted

Season	6 vs. Tulsa (11/17/25)
Career	10 vs. Georgia Southern (11/8/24)
Big 12	—

### ■ Rebounds

Season	9 vs. Tulsa (11/17/25)
Career	12 vs. Georgia Southern (11/8/24)
Big 12	—

### ■ Assists

Season	2 vs. Tulsa (11/17/25)
Career	3, twice
Big 12	—

### ■ Blocked Shots

Season	1, twice
Career	4, 3 times
Big 12	—

### ■ Steals

Season	2 vs. California (11/13/25)
Career	2, 4 times
Big 12	—

### ■ Minutes

Season	27 vs. Nebraska (11/21/25)
Career	32 vs. Georgia Southern (11/8/24)
Big 12	—

## SEASON STATS

PPG	RPG	BPG	FG%	3FG%	FT%
11.7	4.0	0.7	82.9	0.0	92.3

## McGRIFF AT A GLANCE

- ▶ Has started the first 6 games, averaging 19.6 minutes per game... Has now played in 91 career games, including 48 starts.
- ▶ Collected his first 20-point game as a Wildcat with 21 points vs. Cal (11/13/25) on 8-of-11 field goals in just 20 minutes of action.
- ▶ Became the 24th Wildcat to go perfect on 5 or more field goals in school history with his 16-point effort vs. Bellarmine (11/8/25) on 8-of-8 field goals.
- ▶ Went a perfect 7-of-7 from the field in games vs. Mississippi State (11/20/25) and Nebraska (11/21/25) with 8 points each.
- ▶ Has now scored in double figures in 26 career games with two 20-point games and one 30-point game in his career.
- ▶ Coming off a career year at UNC Wilmington in 2024-25, emerging as one of the top sixth men in the CAA, averaging 11.5 points on 65.1 percent shooting from the field... Led the CAA in field goal percentage (64.1) in league-only games.
- ▶ Has a career 69.3 field goal percentage while averaging 4 field goal attempts/game... Led UNCW in field goal percentage in 2023-24 (75.4) and 2024-25 (65.1).
- ▶ His scoring ability increased each season at UNCW capped by his 11.5 points per game as a junior in 2024-25... More than doubled his scoring average from his sophomore (3.8 ppg.) to his junior (11.5 ppg.) seasons.

## 2025-26 GAME-BY-GAME STATISTICS

Date	Opponent	GS	MIN	FG	3PT	FT	O	D	TR	PF	AST	TO	BLK	STL	PTS	+/-
Nov. 4	UNC GREENSBORO	*	14	2-3	0-0	0-0	0	4	4	5	1	1	0	0	4	19
Nov. 8	BELLARMINE	*	14	8-8	0-0	0-0	2	0	2	2	0	1	0	1	16	22
Nov. 13	CALIFORNIA	*	20	8-11	0-1	5-5	1	1	2	3	0	0	0	2	21	6
Nov. 17	TULSA	*	25	4-6	0-0	5-6	3	6	9	3	2	0	1	1	13	6
Nov. 20	vs. Mississippi State	*	17	4-4	0-0	0-0	0	3	3	3	1	0	1	0	8	9
Nov. 21	vs. Nebraska	*	28	3-3	0-0	2-2	2	2	4	3	1	1	2	1	8	4
Nov. 25	@Indiana															
Dec. 1	BOWLING GREEN															
Dec. 6	SETON HALL															
Dec. 8	MISSISSIPPI VALLEY															
Dec. 13	@Creighton															
Dec. 20	SOUTH DAKOTA															
Dec. 28	ULM															
Jan. 3	BYU*															
Jan. 7	@Arizona*															
Jan. 10	@Arizona State*															
Jan. 14	UCF*															
Jan. 17	@Oklahoma State*															
Jan. 20	UTAH*															
Jan. 24	KANSAS*															
Jan. 27	@West Virginia*															
Feb. 1	IOWA STATE*															
Feb. 7	@TCU*															
Feb. 11	CINCINNATI*															
Feb. 14	@Houston*															
Feb. 17	BAYLOR*															
Feb. 21	@Texas Tech*															
Feb. 25	@Colorado*															
Feb. 28	TCU*															
Mar. 3	WEST VIRGINIA*															
Mar. 7	@Kansas*															

## McGRIFF'S CAREER STATS

YEAR	GP	GS	Min	Avg.	FGM	FGA	Pct.	3FGM	3FGA	Pct.	FTM	FTA	Pct.	Off	Def	Tot	Avg.	PF	Ast	TO	Blk	Stl	Pts	Avg.
*2021-22 (Fr.)	2	0	10	4.9	2	3	.667	0	0	.000	1	3	.333	0	1	1	0.5	0	0	0	0	0	5	2.5
*2022-23 (Rfr.)	18	0	95	5.3	12	14	.857	0	0	.000	1	7	.143	8	8	16	0.9	17	6	3	8	2	25	1.4
*2023-24 (So.)	31	30	518	16.7	46	61	.754	0	0	.000	26	34	.765	45	63	108	3.5	55	7	19	23	10	118	3.8
*2024-25 (Jr.)	34	12	656	19.3	164	252	.651	2	3	.667	61	88	.693	53	83	136	4.0	71	23	33	39	13	391	11.5
2025-26 (Sr.)	6	6	117	19.6	29	35	.829	0	1	.000	12	13	.923	8	16	24	4.0	19	5	3	4	5	70	11.7
Totals	91	48	1397	15.3	253	365	.693	2	4	.500	101	145	.697	114	171	285	3.1	162	41	58	74	30	609	6.7

Wildcats

\*at UNC Wilmington

22

C | JR.-TR



# DORIN BUCA

C | 7-2 | 254 | Jr.-TR | Perugia, Italy | Akern Libertas Livorno

dorin.\_buca

## SUPERLATIVES

	JR	SR	CAR
10+ Points	—	7	—
15+ Points	—	1	—
20+ Points	—	—	—
5+ Rebounds	—	24	—
10+ Rebounds	—	4	—
3+ Assists	—	1	—
Multiple Steals	—	—	—
2+ Blocks	—	14	1
Double-Doubles	—	1	—

## PERSONAL HIGHS

### ■ Points

Season	2, 3 times
Career	15 vs. Piacenza (3/8/25)
Big 12	—

### ■ Field Goals Made

Season	1, 3 times
Career	6, twice
Big 12	—

### ■ Field Goals Attempted

Season	3 vs. Mississippi State (11/20/25)
Career	11 vs. Cento (3/23/25)
Big 12	—

### ■ 3-Point Field Goals Made

Season	—
Career	—
Big 12	—

### ■ 3-Point Field Goals Attempted

Season	1 vs. Mississippi State (11/20/25)
Career	—
Big 12	—

### ■ Free Throws Made

Season	1 vs. Bellarmine (11/8/25)
Career	4, 4 times
Big 12	—

### ■ Free Throws Attempted

Season	2, twice
Career	8 vs. Pesaro (3/30/25)
Big 12	—

### ■ Rebounds

Season	4 vs. Tulsa (11/17/25)
Career	12, twice
Big 12	—

### ■ Assists

Season	2 vs. California (11/13/25)
Career	3 vs. Brindisi (2/19/25)
Big 12	—

### ■ Blocked Shots

Season	4 vs. California (11/13/25)
Career	5 vs. Piacenza (3/8/25)
Big 12	—

### ■ Steals

Season	—
Career	2, twice
Big 12	—

### ■ Minutes

Season	15 vs. Tulsa (11/17/25)
Career	33 vs. Cento (3/23/25)
Big 12	—

## SEASON STATS

PPG	RPG	BPG	FG%	3FG%	FT%
1.2	2.0	1.3	33.3	—	25.0

## BUCA AT A GLANCE

- One of the tallest players in school history, just one inch short than 7-foot-3 Jason Bennett, who played from the Wildcats from 2006-07... He is one of 9 players in school history to measure 7-feet or taller.
- Has averaged 8.7 minutes per game off the bench in the first 6 games.
- Collected 4 blocks vs. Cal (11/13/25) with 2 points and 2 assists in a season-high 12 minutes... Made his first field goal on a dunk.
- Grabbed a season-high 4 rebounds vs. Tulsa (11/17/25).
- Scored his first points on a free throw vs. Bellarmine (11/8/25).
- Began his career with Basket Perugia in the Italian Serie C in 2019-20, spending 2 seasons before moving to Sana Basketball Academy Siena in Serie C in 2022-23... Was promoted to Libertas 1947 Livorno in the Italian Serie B, helping them to the 2024 Italian Serie B Cup Finals and the Serie B Nazionale Group B Championship... Played for Akern Libertas Livorno in 2024-25.

## LAST GAME (vs. Nebraska (11/21/25))

MIN	PTS	REBS	ASTS	BLKS	STLS
3	0	0	0	0	0

## TOP PERFORMANCES

- Posted 4 blocks in the win over Cal (11/13/25) to go with 2 points and 2 assists in a season-best 12 minutes of action.
- Scored a career-high 15 points vs. Piacenza (3/8/25) while with Akern Libertas Livorno on 6-of-10 field goals.
- Collected a double-double with 10 points and 12 rebounds vs. Cento (3/23/25).

## BACKGROUND

- First-ever Italian-born basketball player at K-State... One of just 24 foreign-born players in school history and one of 7 from European continent.
- Dual citizenship with Romania and Italy.

## 2025-26 GAME-BY-GAME STATISTICS

Date	Opponent	GS	MIN	FG	3PT	FT	O	D	TR	PF	AST	TO	BLK	STL	PTS	+/-
Nov. 4	UNC GREENSBORO	3	0-1	0-0	0-2	1	0	1	1	0	0	1	0	0	0	0
Nov. 8	BELLARMINE	8	0-2	0-0	1-2	2	0	2	1	0	1	1	0	1	6	
Nov. 13	CALIFORNIA	12	1-1	0-0	0-0	1	1	2	0	2	2	4	0	2	11	
Nov. 17	TULSA	15	1-2	0-0	0-0	2	2	4	3	1	0	1	0	2	-5	
Nov. 20	vs. Mississippi State	11	1-3	0-1	0-0	1	2	3	1	0	1	1	0	2	4	
Nov. 21	vs. Nebraska	3	0-0	0-0	0-0	0	0	0	0	0	0	0	0	0	-4	
Nov. 25	@Indiana															
Dec. 1	BOWLING GREEN															
Dec. 6	SETON HALL															
Dec. 8	MISSISSIPPI VALLEY															
Dec. 13	@Creighton															
Dec. 20	SOUTH DAKOTA															
Dec. 28	ULM															
Jan. 3	BYU*															
Jan. 7	@Arizona*															
Jan. 10	@Arizona State*															
Jan. 14	UCF*															
Jan. 17	@Oklahoma State*															
Jan. 20	UTAH*															
Jan. 24	KANSAS*															
Jan. 27	@West Virginia*															
Feb. 1	IOWA STATE*															
Feb. 7	@TCU*															
Feb. 11	CINCINNATI*															
Feb. 14	@Houston*															
Feb. 17	BAYLOR*															
Feb. 21	@Texas Tech*															
Feb. 25	@Colorado*															
Feb. 28	TCU*															
Mar. 3	WEST VIRGINIA*															
Mar. 7	@Kansas*															

## BUCA'S CAREER STATS

YEAR	GP	GS	Min	Avg.	FGM	FGA	Pct.	3FGM	3FGA	Pct.	FTM	FTA	Pct.	Off	Def	Tot	Avg.	PF	Ast	TO	Blk	Stl	Pts	Avg.
*2024-25	43	12	717	16.7	101	166	.608	0	0	.000	39	79	.494	72	158	230	5.3	111	7	68	53	9	241	5.6
2025-26 (Jr.)	6	0	52	8.7	3	9	.333	0	1	.000	1	4	.250	7	5	12	2.0	6	3	4	8	0	7	1.2
Totals	6	0	52	8.7	3	9	.333	0	1	.000	1	4	.250	7	5	12	2.0	6	3	4	8	0	7	1.2

\*played with several club teams, including Akern Libertas Livorno



23

W | SO-TR



# STEPHEN OSEI

W | 6-10 | 200 | So.-TR | Toronto, Ontario | Salt Lake Academy | Casper College

X @stephenoseii / stephenoseii

## SUPERLATIVES

	FR	SO	JR	SR	CAR
10+ Points	15	—	—	—	15
15+ Points	6	—	—	—	6
20+ Points	3	—	—	—	3
5+ Rebounds	22	—	—	—	22
10+ Rebounds	8	—	—	—	8
3+ Assists	2	—	—	—	2
Multiple Steals	—	—	—	—	—
2+ Blocks	—	—	—	—	—
Double-Doubles	7	—	—	—	7

## PERSONAL HIGHS

### ■ Points

Season	2 vs. Mississippi State (11/20/25)
Career	23, twice
Big 12	—

### ■ Field Goals Made

Season	1 vs. Mississippi State (11/20/25)
Career	9, twice
Big 12	—

### ■ Field Goals Attempted

Season	3 vs. Mississippi State (11/20/25)
Career	12 vs. Yavapai (11/18/24)
Big 12	—

### ■ 3-Point Field Goals Made

Season	—
Career	—
Big 12	—

### ■ 3-Point Field Goals Attempted

Season	—
Career	—
Big 12	—

### ■ Free Throws Made

Season	—
Career	7 vs. Lamar CC (1/11/25)
Big 12	—

### ■ Free Throws Attempted

Season	—
Career	10 vs. Monroe College (11/7/24)
Big 12	—

### ■ Rebounds

Season	2 vs. UNC Greensboro (11/4/25)
Career	14 vs. Northeastern JC (11/16/24)
Big 12	—

### ■ Assists

Season	—
Career	3, twice
Big 12	—

### ■ Blocked Shots

Season	—
Career	—
Big 12	—

### ■ Steals

Season	—
Career	1, 4 times
Big 12	—

### ■ Minutes

Season	5 vs. UNC Greensboro (11/20/25)
Career	36 vs. Northeastern JC (11/16/24)
Big 12	—

## SEASON STATS

PPG	RPG	BPG	FG%	3FG%	FT%
1.0	1.5	0.0	33.3	—	—

## OSEI AT A GLANCE

- ▶ Has seen action in 2 games, including opener vs. UNC Greensboro (11/4/25).
- ▶ Scored his first points as a Wildcat with 2 points vs. Mississippi State (11/20/25) on 1-of-3 field goals.
- ▶ Played in 26 games with 25 starts at Casper College in Casper, Wyo., where he was a Fab 50 Freshman by *JUCORecruiting.com*.
- ▶ Scored in double figures in 15 of Casper's 26 games with three 20-point games.
- ▶ Collected 7 double-doubles, including a 20-point, 10-rebound performance vs. Yavapai College (23 points, 11 rebounds; 11/18/24).
- ▶ Prep'd at Salt Lake Academy in Herriman, Utah from 2021-23 before spending a postgraduate season at the NBA Academy in San Luis Potosi, Mexico in 2023-24.
- ▶ Has international experience, having played for the Canadian U17 and U16 National Teams at the 2021 FIBA U16 Americas Championship and 2022 FIBA U17 World Cup.

## LAST GAME (vs. Mississippi State (11/20/25))

MIN	PTS	REBS	ASTS	BLKS	STLS
3	2	1	0	0	0

## TOP PERFORMANCES

- ▶ Scored a career-tying 23 points vs. Yavapai College (11/18/24) on 9-of-12 field goals and 5-of-7 free throws to go with 11 rebounds.
- ▶ Tied his career-high with 23 points vs. Lamar Community College (11/11/25) on 8-of-9 field goals and 7-of-7 free throws.

## BACKGROUND

- ▶ Transferred to K-State in May 2025 after 1 season at Casper College in Casper, Wyo., where he played alongside **Abdi Bashir Jr's** twin brother **Abdul**.
- ▶ Osei is the fifth Canadian-born player at K-State, joining **Justin Edwards**, **Kaosi Ezeagu**, **Juevol Myles** and **Rudi Williams**.

## 2025-26 GAME-BY-GAME STATISTICS

Date	Opponent	GS	MIN	FG	3PT	FT	0	D	TR	PF	AST	TO	BLK	STL	PTS	+/-
Nov. 4	UNC GREENSBORO		5	0-0	0-0	0-0	1	1	2	1	0	3	0	0	0	-7
Nov. 8	BELLARMINE		DNP													
Nov. 13	CALIFORNIA		DNP													
Nov. 17	TULSA		DNP													
Nov. 20	vs. Mississippi State		3	1-3	0-0	0-0	1	0	1	0	0	0	0	0	2	-1
Nov. 21	vs. Nebraska		DNP													
Nov. 25	@Indiana															
Dec. 1	BOWLING GREEN															
Dec. 6	SETON HALL															
Dec. 8	MISSISSIPPI VALLEY															
Dec. 13	@Creighton															
Dec. 20	SOUTH DAKOTA															
Dec. 28	ULM															
Jan. 3	BYU*															
Jan. 7	@Arizona*															
Jan. 10	@Arizona State*															
Jan. 14	UCF*															
Jan. 17	@Oklahoma State*															
Jan. 20	UTAH*															
Jan. 24	KANSAS*															
Jan. 27	@West Virginia*															
Feb. 1	IOWA STATE*															
Feb. 7	@TCU*															
Feb. 11	CINCINNATI*															
Feb. 14	@Houston*															
Feb. 17	BAYLOR*															
Feb. 21	@Texas Tech*															
Feb. 25	@Colorado*															
Feb. 28	TCU*															
Mar. 3	WEST VIRGINIA*															
Mar. 7	@Kansas*															

## OSEI'S CAREER STATS

YEAR	GP	GS	Min	Avg.	FGM	FGA	Pct.	3FGM	3FGA	Pct.	FTM	FTA	Pct.	Off	Def	Tot	Avg.	PF	Ast	TO	Blk	Stl	Pts	Avg.
*2024-25 (Fr.)	26	25	550	21.2	113	177	.638	0	0	.000	59	86	.686	75	108	183	7.0	49	20	27	28	4	285	11.0
2025-26 (So.)	2	0	8	4.0	1	3	.333	0	0	.000	0	0	.000	2	1	3	1.5	1	0	3	0	0	2	1.0
Totals	2	0	8	4.0	1	3	.333	0	0	.000	0	0	.000	2	1	3	1.5	1	0	3	0	0	2	1.0

\*played at Casper College

Wildcats

34  
G | SR-TR



# NATE JOHNSON

G | 6-3 | 215 | Sr.-TR | Liberty Township, Ohio | Lakota East | Akron

X @NateJohnson34 / loyalty.natejohnson

2024-25 MAC Player of the Year | MAC Defensive Player of the Year  
2025 MAC Tournament MVP | 2025 Lou Henson Award finalist

## SUPERLATIVES

	FR	SO	JR	SR	CAR
10+ Points	5	9	26	4	44
15+ Points	—	2	13	2	17
20+ Points	—	—	6	2	8
30+ Points	—	—	1	—	1
10+ Rebounds	—	—	1	—	1
3+ Assists	1	4	23	4	32
Multiple Steals	10	7	18	4	39
2+ Blocks	—	—	6	—	6
Double-Doubles	—	—	1	—	1

## PERSONAL HIGHS

### ■ Points

Season	22 vs. UNC Greensboro (11/4/25)
Career	31 vs. Toledo (3/14/25)
Big 12	—

### ■ Field Goals Made

Season	9 vs. California (11/13/25)
Career	12 vs. Toledo (1/14/25)
Big 12	—

### ■ Field Goals Attempted

Season	11, 3 times
Career	23 vs. Toledo (1/14/25)
Big 12	—

### ■ 3-Point Field Goals Made

Season	6 vs. UNC Greensboro (11/4/25)
Career	6 vs. UNC Greensboro (11/4/25)
Big 12	—

### ■ 3-Point Field Goals Attempted

Season	7 vs. UNC Greensboro (11/4/25)
Career	7, 3 times
Big 12	—

### ■ Free Throws Made

Season	2, twice
Career	11 vs. Arizona (3/21/25)
Big 12	—

### ■ Free Throws Attempted

Season	2, 3 times
Career	12 vs. Arizona (3/21/25)
Big 12	—

### ■ Rebounds

Season	9, twice
Career	10 vs. Kent State (2/28/25)
Big 12	—

### ■ Assists

Season	9 vs. UNC Greensboro (11/4/25)
Career	10 vs. South Alabama (2/8/25)
Big 12	—

### ■ Blocked Shots

Season	1 vs. Bellarmine (11/8/25)
Career	3 vs. Western Michigan (2/11/25)
Big 12	—

### ■ Steals

Season	2, 4 times
Career	4, 8 times
Big 12	—

### ■ Minutes

Season	37 vs. Nebraska (11/21/25)
Career	37 vs. Nebraska (11/21/25)
Big 12	—

## SEASON STATS

PPG	RPG	APG	FG%	3FG%	FT%
13.7	6.2	4.5	56.1	50.0	66.7

## JOHNSON AT A GLANCE

- ▶ Has started the first 6 games, averaging 32.6 minutes per game... Has now seen action in 98 career games, including 66 starts.
- ▶ Has scored in double figures in 4 of 6 games, including a season-high 22 points in the opener vs. UNC Greensboro (11/4/25)... Posted his second 20-point game vs. Cal (11/13/25) with 20 points on 9-of-11 field goals... Has now scored in double figures in 44 games with eight 20-point games and one 30-point game.
- ▶ Ranks second in assists with 27, dishing out at least 2 in every game.
- ▶ Nearly made history in his first game in a Wildcat uniform, falling a rebound and an assist short of a triple-double with 22 points on 8-of-11 field goals, including 6-of-7 from 3-point range, with 9 rebounds and 9 assists.
- ▶ Coming off a career year in 2024-25, becoming the first player in Akron history to be named both the MAC Player and Defensive Player of the Year in the same season and the first since Ball State's **Bonzi Wells** in 1998.
- ▶ His scoring ability increased in each season at Akron capped by his 14.0 points per game as a junior in 2024-25... Nearly doubled his scoring average from his sophomore (7.3 ppg.) to his junior (14.0 ppg.) seasons.
- ▶ One of the active Division I leaders in steals with 132 in his 98-game career, averaging 1.4 per game.

## LAST GAME (vs. Nebraska (11/21/25))

MIN	PTS	REBS	ASTS	BLKS	STLS
37	12	5	4	0	0

## TOP PERFORMANCES

- ▶ Scored a career-high 31 points in the Zips' win over Toledo in the semifinals of the MAC Tournament, connecting on 10-of-16 field goals and 8-of-8 free throws.
- ▶ Also scored 28 points vs. Toledo (1/14/25) on 12-of-23 field goals.
- ▶ Nearly had a triple-double in his first career game as Wildcat with 22 points, 9 rebounds and 9 assists in 31 minutes.

## BACKGROUND

- ▶ Transferred to K-State in May 2025 after 3 seasons at Akron (2022-25), where he was part of 74 wins, 3 MAC Championships (1 regular season and 2 tournament titles) and 2 NCAA Tournament appearances (2024, 2025).

## 2025-26 GAME-BY-GAME STATISTICS

Date	Opponent	GS	MIN	FG	3PT	FT	O	D	TR	PF	AST	TO	BLK	STL	PTS	+/-
Nov. 4	UNC GREENSBORO	*	31	8-11	6-7	0-0	1	8	9	3	9	1	0	2	22	47
Nov. 8	BELLARMINE	*	35	3-7	1-3	2-2	1	6	7	2	4	2	1	2	9	21
Nov. 13	CALIFORNIA	*	29	9-11	2-3	0-2	0	3	3	3	2	4	0	2	20	5
Nov. 17	TULSA	*	35	2-7	1-4	0-0	3	6	9	4	4	1	0	1	5	0
Nov. 20	vs. Mississippi State	*	29	6-11	2-5	0-0	1	3	4	3	4	2	0	2	14	11
Nov. 21	vs. Nebraska	*	37	4-10	2-6	2-2	0	5	5	2	4	1	0	0	12	-8
Nov. 25	@Indiana															
Dec. 1	BOWLING GREEN															
Dec. 6	SETON HALL															
Dec. 8	MISSISSIPPI VALLEY															
Dec. 13	@Creighton															
Dec. 20	SOUTH DAKOTA															
Dec. 28	ULM															
Jan. 3	BYU*															
Jan. 7	@Arizona*															
Jan. 10	@Arizona State*															
Jan. 14	UCF*															
Jan. 17	@Oklahoma State*															
Jan. 20	UTAH*															
Jan. 24	KANSAS*															
Jan. 27	@West Virginia*															
Feb. 1	IOWA STATE*															
Feb. 7	@TCU*															
Feb. 11	CINCINNATI*															
Feb. 14	@Houston*															
Feb. 17	BAYLOR*															
Feb. 21	@Texas Tech*															
Feb. 25	@Colorado*															
Feb. 28	TCU*															
Mar. 3	WEST VIRGINIA*															
Mar. 7	@Kansas*															

## JOHNSON'S CAREER STATS

YEAR	GP	GS	Min	Avg.	FGM	FGA	Pct.	3FGM	3FGA	Pct.	FTM	FTA	Pct.	Off	Def	Tot	Avg.	PF	Ast	TO	Blk	Stl	Pts	Avg.
*2022-23 (Fr.)	33	5	653	19.8	58	115	.504	21	50	.420	10	15	.667	29	67	96	2.9	55	28	33	1	34	147	4.5
*2023-24 (So.)	24	21	567	23.6	68	157	.433	19	60	.317	21	28	.750	19	59	78	3.3	52	39	22	2	28	176	7.3
*2024-25 (Jr.)	35	34	1052	30.1	169	385	.439	37	123	.301	114	142	.803	35	136	171	4.9	72	120	63	18	61	489	14.0
2025-26 (Sr.)	6	6	196	32.6	32	57	.561	14	28	.500	4	6	.667	6	31	37	6.2	17	27	11	1	9	82	13.7
Totals	98	66	2480	25.3	327	714	.458	91	261	.349	149	191	.780	89	293	382	3.9	196	215	129	22	132	894	9.1

\*at Akron

Wildcats

47

W | FR.-HS



ANDREJ KOSTIC

W | 6-6 | 210 | Fr.-TR | Belgrade, Serbia | Crvena zvezda Meridian bet Beograd

andrejkostic

SUPERLATIVES

	FR	SO	JR	SR	CAR
10+ Points	—	—	—	—	—
15+ Points	—	—	—	—	—
20+ Points	—	—	—	—	—
2+ 3FGM	1	—	—	—	1
5+ Rebounds	1	—	—	—	1
3+ Assists	—	—	—	—	—
Multiple Steals	—	—	—	—	—
2+ Blocks	—	—	—	—	—
Double-Doubles	—	—	—	—	—

PERSONAL HIGHS

■ Points	
Season	9 vs. UNC Greensboro (11/4/25)
Career	39 vs. Joker S (2/8/25)
Big 12	—
■ Field Goals Made	
Season	2, 4 times
Career	13 vs. Joker S (2/8/25)
Big 12	—
■ Field Goals Attempted	
Season	7 vs. UNC Greensboro (11/4/25)
Career	20 vs. Joker S (2/8/25)
Big 12	—
■ 3-Point Field Goals Made	
Season	2, twice
Career	8 vs. Joker S (2/8/25)
Big 12	—
■ 3-Point Field Goals Attempted	
Season	5 vs. Mississippi State (11/20/25)
Career	14 vs. Joker S (2/8/25)
Big 12	—
■ Free Throws Made	
Season	3 vs. UNC Greensboro (11/4/25)
Career	10 vs. Zlatibor (3/29/25)
Big 12	—
■ Free Throws Attempted	
Season	4 vs. UNC Greensboro (11/4/25)
Career	12 vs. Zlatibor (3/29/25)
Big 12	—
■ Rebounds	
Season	5 vs. UNC Greensboro (11/4/25)
Career	10 vs. Sloga KR (3/17/24)
Big 12	—
■ Assists	
Season	2, twice
Career	8 vs. Sloga KR (3/17/24)
Big 12	—
■ Blocked Shots	
Season	1 vs. California (11/13/25)
Career	3 vs. Joker S. (2/8/25)
Big 12	—
■ Steals	
Season	1 vs. California (11/13/25)
Career	5 vs. NGT Belgrade (3/2/24)
Big 12	—
■ Minutes	
Season	17 vs. UNC Greensboro (11/4/25)
Career	36, twice
Big 12	—

KOSTIC'S CAREER STATS

YEAR	GP	GS	Min	Avg.	FGM	FGA	Pct.	3FGM	3FGA	Pct.	FTM	FTA	Pct.	Off	Def	Tot	Avg.	PF	Ast	TO	Blk	Stl	Pts	Avg.
2022-23 (Age 15)	3	0	41	13.5	5	12	.417	3	9	.333	0	0	.000	3	6	9	3.0	8	4	2	0	1	13	4.3
2023-24 (Age 16)	10	7	237	23.7	57	123	.463	16	60	.267	36	49	.735	8	38	46	4.6	19	6	24	1	18	166	16.6
2024-25 (Age 17)	41	8	917	22.4	180	415	.434	91	249	.365	114	149	.765	4	98	102	2.5	62	105	97	8	24	565	13.8
2025-26 (Fr.)	6	0	63	10.5	9	26	.346	6	17	.353	4	5	.800	5	6	11	1.8	3	5	5	1	1	28	4.7
Totals	6	0	63	10.5	9	26	.346	6	17	.353	4	5	.800	5	6	11	1.8	3	5	5	1	1	28	4.7

SEASON STATS

PPG	RPG	APG	FG%	3FG%	FT%
4.7	1.8	0.8	34.6	35.3	80.0

KOSTIC AT A GLANCE

- Has come off the bench in each of the first 6 games, averaging 10.5 minutes per game... Has already played in 41 games in the Serbian pro circuit in 2024-25.
- Scored his first points as a Wildcat with 9 points vs. UNC Greensboro (11/4/25), including a pair of 3-pointers, to go with 5 rebounds in 17 minutes.
- Considered one of the top prospects in Europe, earning all-tournament honors at the 2025 Adidas Eurocamp (May 31-June 2) in Treviso, Italy... The Adidas Eurocamp in the premier pre-draft scouting event for player ages 16-22.
- A member of the Serbian U18 and U19 National Teams, winning the gold medal at the 2023 European U18 Championship in Nils, Serbia and a silver medal at the 2024 European U18 Championship in Tampere, Finland.
- Played on Serbia's U19 National Team at the 2025 U19 World Cup, helping the team to 3 straight wins to end the tournament, as he averaged 23.7 points, 3.7 rebounds and 1.3 assists per game in that span.

LAST GAME (vs. Nebraska (11/21/25))

MIN	PTS	REBS	ASTS	BLKS	STLS
2	0	0	0	0	0

TOP PERFORMANCES

- Scored a career-high 39 points vs. Joker S. (2/8/25) while with Crvena zvezda Meridian on 13-of-20 field goals, including 8-of-14 from 3-point range.

BACKGROUND

- Kostic is the first-ever Serbian-born basketball player at K-State... One of just 24 foreign-born players in school history, and one of 7 players from Europe.

2025-26 GAME-BY-GAME STATISTICS

Date	Opponent	GS	MIN	FG	3PT	FT	O	D	TR	PF	AST	TO	BLK	STL	PTS	+/-
Nov. 4	UNC GREENSBORO		17	2-7	2-4	3-4	2	3	5	0	0	4	0	0	9	9
Nov. 8	BELLARMINE		9	1-2	1-1	0-0	1	0	1	2	1	0	0	0	3	-1
Nov. 13	CALIFORNIA		9	2-4	0-2	0-0	1	0	1	0	0	1	1	1	4	8
Nov. 17	TULSA		10	2-5	1-3	0-0	0	2	2	0	2	0	0	0	5	-1
Nov. 20	vs. Mississippi State		16	2-6	2-5	1-1	1	1	2	1	2	0	0	0	7	8
Nov. 21	vs. Nebraska		2	0-2	0-2	0-0	0	0	0	0	0	0	0	0	0	-3
Nov. 25	@Indiana															
Dec. 1	BOWLING GREEN															
Dec. 6	SETON HALL															
Dec. 8	MISSISSIPPI VALLEY															
Dec. 13	@Creighton															
Dec. 20	SOUTH DAKOTA															
Dec. 28	ULM															
Jan. 3	BYU*															
Jan. 7	@Arizona*															
Jan. 10	@Arizona State*															
Jan. 14	UCF*															
Jan. 17	@Oklahoma State*															
Jan. 20	UTAH*															
Jan. 24	KANSAS*															
Jan. 27	@West Virginia*															
Feb. 1	IOWA STATE*															
Feb. 7	@TCU*															
Feb. 11	CINCINNATI*															
Feb. 14	@Houston*															
Feb. 17	BAYLOR*															
Feb. 21	@Texas Tech*															
Feb. 25	@Colorado*															
Feb. 28	TCU*															
Mar. 3	WEST VIRGINIA*															
Mar. 7	@Kansas*															

\*played with several club teams, including Crvena zvezda Meridian bet Beograd





## K-STATE BROADCAST NOTES

**2025-26  
Record/Conf:**  
5-1/0-0 Big 12

**National  
Rankings:**  
nr / AP  
nr / Coaches

**Last Game:**  
Lost to Nebraska,  
86-85  
Nov. 21, 2025

**Next Game:**  
Nov. 25, 2025  
at Indiana

**Head Coach:**  
Jerome Tang  
(Charter Oak State '07)  
KS: 66-43 / 4th  
CAR: 68-43 / 4th+

**Assistants**  
Matthew Driscoll  
Jareem Dowling  
Rodney Perry  
Anthony Winchester  
Bill Peterson

**2025-26  
Schedule**  
@Missouri, L 91-100^  
Newman, W 112-90^  
UNCG, W 93-64  
Bellarmino, W 98-71  
California, W 99-96  
Tulsa, W 84-83

vs. Miss. St., W 98-77  
vs. Nebraska, L 85-86  
@Indiana  
Bowling Green  
Seton Hall  
Mississippi Valley  
@Creighton  
South Dakota  
ULM

BYU\*  
@Arizona\*  
@Arizona State\*  
UCF\*  
@Oklahoma State\*  
Utah\*

Kansas\*  
@West Virginia\*  
Iowa State\*  
@TCU\*  
Cincinnati\*  
@Houston\*

Baylor\*  
@Texas Tech\*  
@Colorado\*  
TCU\*  
West Virginia\*  
@Kansas\*

^exhibition  
\*Big 12



0

**ELIAS  
RAPIQUE**  
uh-LEE-us RUH-pee-ECK  
W / Jr. / 6-9 / 225  
Berlin, Germany  
[ALBA Berlin]



1

**ABDI  
BASHIR JR.**  
OBB-dee BUH-sheer  
G / Jr. / 6-7 / 175  
Omaha, Neb.  
[Monmouth]



2

**EXAVIER  
WILSON**  
G / Fr. / 6-1 / 170  
Columbia, Mo.  
[Father Tolton Catholic]



3

**C.J.  
JONES**  
G / Jr. / 6-5 / 195  
East St. Louis, Ill.  
[UIC]



4

**P.J.  
HAGGERTY**  
**PRE ALL-BIG 12**  
G / Jr. / 6-4 / 195  
Crosby, Texas  
[Memphis]



6

**MARCUS  
JOHNSON**  
W / Sr. / 6-7 / 265  
Akron, Ohio  
[Bowling Green]



10

**DAVID  
CASTILLO**  
G / So. / 6-1 / 180  
Bartlesville, Okla.  
[Sunrise Christian]



14

**MOBI  
IKEGWURUKA**  
EE-kay-gah-roo-KAY  
G / Jr. / 6-6 / 220  
Galway, Ireland  
[Ellsworth CC]



15

**TAJ  
MANNING**  
W / Jr. / 6-7 / 230  
Grandview, Mo.  
[La Lumiere Ind.]



21

**KHAMARI  
McGRIFF**  
Kuh-MAR-ee  
W / Sr. / 6-9 / 230  
Tallahassee, Fla.  
[UNC Wilmington]



22

**DORIN  
BUCA**  
DOOR-reen BOO-cah  
C / Jr. / 7-2 / 254  
Perugia, Italy  
[Akrern Libertas Livorno]



23

**STEPHEN  
OSEI**  
OH-say  
W / So. / 6-10 / 200  
Toronto, Ontario  
[Casper College [Wyo.]



34

**NATE  
JOHNSON**  
G / Sr. / 6-3 / 215  
Liberty Township, Ohio  
[Akron]



47

**ANDREJ  
KOSTIC**  
ANDRE (j is silent) COS-titch  
W / Fr. / 6-6 / 210  
Belgrade, Serbia  
[Crvena zvezda Me]

SEASON / CAREER STATS								
GP/GS	PPG	RPG	APG	SPG	FG%	3FG%	FT%	
24-25	62/11	5.7	2.8	1.6	0.9	43.3	26.7	61.5
Season	6/5	3.0	2.5	1.7	1.2	28.6	22.2	50.0
Big 12	—	—	—	—	—	—	—	—
Career	6/5	3.0	2.5	1.7	1.2	28.6	22.2	50.0

SEASON / CAREER STATS								
GP/GS	PPG	RPG	APG	SPG	FG%	3FG%	FT%	
24-25	33/32	5.7	1.7	1.5	0.5	37.7	38.3	86.8
Season	6/6	14.3	2.3	2.3	0.3	45.2	50.0	85.7
Big 12	—	—	—	—	—	—	—	—
Career	72/38	13.3	1.8	1.4	0.3	38.3	39.5	86.0

SEASON / CAREER STATS								
GP/GS	PPG	RPG	APG	SPG	FG%	3FG%	FT%	
24-25	—	—	—	—	—	—	—	—
Season	—	—	—	—	—	—	—	—
Big 12	—	—	—	—	—	—	—	—
Career	—	—	—	—	—	—	—	—

SEASON / CAREER STATS								
GP/GS	PPG	RPG	APG	SPG	FG%	3FG%	FT%	
24-25	33/32	5.7	1.7	1.5	0.5	40.7	30.9	67.4
Season	6/0	1.5	2.5	1.5	0.7	25.0	0.0	50.0
Big 12	—	—	—	—	—	—	—	—
Career	101/59	7.5	2.4	2.8	0.8	39.4	33.6	64.6

SEASON / CAREER STATS								
GP/GS	PPG	RPG	APG	SPG	FG%	3FG%	FT%	
24-25	35/35	21.7	5.8	3.7	1.8	47.6	36.4	81.8
Season	6/6	28.0	5.3	6.3	1.0	56.0	40.9	83.9
Big 12	—	—	—	—	—	—	—	—
Career	78/72	20.5	5.3	3.8	1.7	49.1	34.0	79.5

SEASON / CAREER STATS								
GP/GS	PPG	RPG	APG	SPG	FG%	3FG%	FT%	
24-25	32/32	16.2	5.0	1.8	0.9	43.0	39.4	89.8
Season	—	—	—	—	—	—	—	—
Big 12	—	—	—	—	—	—	—	—
Career	88/86	18.5	6.4	2.2	1.3	46.2	41.1	87.2

SEASON / CAREER STATS								
GP/GS	PPG	RPG	APG	SPG	FG%	3FG%	FT%	
24-25	32/2	2.4	0.6	0.8	0.4	22.1	25.4	88.0
Season	6/0	11.8	1.8	0.8	0.3	54.5	52.0	76.9
Big 12	—	—	—	—	—	—	—	—
Career	38.2	3.9	0.8	0.8	0.4	33.1	32.6	84.2

SEASON / CAREER STATS								
GP/GS	PPG	RPG	APG	SPG	FG%	3FG%	FT%	
24-25	24/0	2.1	2.4	0.1	0.6	60.0	—	52.9
Season	5/1	2.4	2.0	0.6	0.4	71.4	—	50.0
Big 12	—	—	—	—	—	—	—	—
Career	29/1	2.2	2.3	0.2	0.6	61.9	—	52.4

SEASON / CAREER STATS								
GP/GS	PPG	RPG	APG	SPG	FG%	3FG%	FT%	
24-25	8/0	0.8	0.8	0.0	0.1	50.0	50.0	—
Season	4/0	1.0	1.3	0.3	0.0	100.0	—	—
Big 12	—	—	—	—	—	—	—	—
Career	26/1	0.9	1.0	0.1	0.1	64.3	42.9	42.9

SEASON / CAREER STATS								
GP/GS	PPG	RPG	APG	SPG	FG%	3FG%	FT%	
24-25	34/12	11.5	4.0	0.7	0.4	65.1	66.7	69.3
Season	6/6	11.7	4.0	0.8	0.8	82.9	0.0	92.3
Big 12	—	—	—	—	—	—	—	—
Career	91/48	6.7	3.1	0.4	0.3	69.3	50.0	69.7

SEASON / CAREER STATS								
GP/GS	PPG	RPG	APG	BPG	FG%	3FG%	FT%	
24-25	43/12	5.6	5.3	0.2	1.2	60.8	—	49.4
Season	6/0	1.2	2.0	0.5	1.3	33.3	—	25.0
Big 12	—	—	—	—	—	—	—	—
Career	6/0	1.2	2.0	0.5	1.3	33.3	—	25.0

SEASON / CAREER STATS								
GP/GS	PPG	RPG	APG	SPG	FG%	3FG%	FT%	
24-25	26/25	11.0	7.0	0.8	0.2	63.8	—	68.6
Season	2/0	1.0	1.5	0.0	0.0	33.3	—	—
Big 12	—	—	—	—	—	—	—	—
Career	2/0	1.0	1.5	0.0	0.0	33.3	—	—

SEASON / CAREER STATS								
GP/GS	PPG	RPG	APG	SPG	FG%	3FG%	FT%	
24-25	35/34	14.0	4.9	3.4	1.7	43.9	30.1	80.3
Season	6/6	13.7	6.2	4.5	1.5	56.1	50.0	66.7
Big 12	—	—	—	—	—	—	—	—
Career	98/66	9.1	3.9	2.2	1.4	45.8	34.9	78.0

SEASON / CAREER STATS								
GP/GS	PPG	RPG	APG	SPG	FG%	3FG%	FT%	
24-25	41/8	13.8	2.5	2.6	0.6	43.4	36.5	76.5
Season	6/0	4.7	1.8	0.8	0.2	34.6	35.3	80.0
Big 12	—	—	—	—	—	—	—	—
Career	6/0	4.7	1.8	0.8	0.2	34.6	35.3	80.0

CAREER-HIGHS		
PTS	27	2/15/25 vs. ETB Miners
REB	12	3/1/25 vs. Berlin Braves
AST	11	3/1/25 vs. Berlin Braves
STL	7	twice
MIN	36	5/3/25 vs. Paderborn

CAREER-HIGHS		
PTS	38	11/15/24 at Rutgers
REB	6	2/24/25 vs. Nokeastern
AST	7	2/13/25 at Stony Brook
STL	3	11/21/24 vs. YSU
MIN	48	1/30/25 vs. Drexel

CAREER-HIGHS		
PTS	—	—
REB	—	—
AST	—	—
STL	—	—
MIN	—	—

CAREER-HIGHS		
PTS	25	1/13/24 vs. Bradley
REB	7	11/4/25 vs. UNCG
AST	14	2/28/24 vs. Drake
STL	5	11/11/22 vs. Loyola
MIN	47	3/7/24 vs. So. Illinois

CAREER-HIGHS		
PTS	42	3/14/25 vs. Wichita St.
REB	10	3 times
AST	11	11/8/25 vs. Bellarmine
STL	7	12/4/24 vs. La. Tech
MIN	44	12/14/24 at Clemson

CAREER-HIGHS		
PTS	34	2/3/24 vs. W.V. State
REB	15	1/10/24 vs. Fairmont St.
AST	9	12/23/24 at W.V. Wesleyan
STL	4	6 times
MIN	44	3/6/24 vs. Notre Dame

CAREER-HIGHS		
PTS	19	11/8/25 vs. Bellarmine
REB	4	11/13/25 vs. Cal
AST	3	12/17/24 vs. Drake
STL	2	3 times
MIN	24	11/17/25 vs. Tulsa

CAREER-HIGHS		
PTS	8	1/29/25 vs. Okla. St.
REB	7	twice
AST	2	11/4/25 vs. UNCG
STL	3	twice
MIN	34	twice

CAREER-HIGHS		
PTS	6	12/1/24 vs. UAPB
REB	4	11/22/23 vs. C. Ark.
AST	1	twice
STL	1	3 times
MIN	15	1/2/24 vs. Chicago St.

CAREER-HIGHS		
PTS	34	12/14/24 at Howard
REB	12	11/8/24 vs. Ga. South.
AST	3	twice
STL	2	4 times
MIN	32	11/8/24 vs. Ga. South.

CAREER-HIGHS		
PTS	15	3/8/25 vs. Piazenza
REB	15	twice
AST	3	2/19/25 vs. Brindisi
BLK	5	3/8/25 vs. Piazenza
MIN	33	3/23/25 vs. Cento

CAREER-HIGHS		
PTS	23	twice
REB	14	11/16/24 vs. NE JC
AST	3	twice
STL	1	4 times
MIN	36	11/16/24 vs. NE JC