

INSIDE THE SERIES

First Meeting

K-STATE'S RETURNING STATISTICAL LEADERS

RUSHING



#31
DJ Giddens

223 CAR
1,226 YDS
10 TD

PASSING



#2
Avery Johnson

37 COMP
66 ATT
479 YDS
5 TD

RECEIVING



#1
Jayce Brown

27 REC
437 YDS
3 TD

RETURNS



#10
Keagan Johnson

1 KR
19 YDS
0 TD

TACKLES



Two Tied
63 TKL

TFLs



#41
Austin Moore
12.5 TFL

SACKS



#47
Cody Stufflebean
2.0 SKS

INTs



#10
Jacob Parrish
4 INT

WHERE TO FIND...

Media Information.....	2
Team Notes.....	3-4
Offensive Notes.....	4-5
Defensive Notes.....	5-6
Special Teams Notes.....	6
Coaching Staff/Roster Notes.....	7
Opponent Breakdown.....	8
2024 Opponent Tracker.....	9
Head Coach Chris Klieman.....	10-11
Assistant Coaches/Gameday Locations.....	12
Roster/Pronunciations.....	13-14
How the Wildcats Were Built.....	15
Depth Chart.....	16
Depth Chart Notes.....	17-19
Select Player Bios.....	20-29
Team Statistics.....	30-31
Game-by-Game Offensive Statistics.....	32
Defensive Statistics.....	33
Game-by-Game Defensive Statistics.....	34
Game-by-Game Summaries/Starters/Turnovers.....	35
Scoring Drives/Drive Superlatives.....	36
Drive Analysis/Third Downs/Red Zone.....	37
Long Plays.....	38
Superlatives.....	39
Last Time.....	40-44
Records Watch.....	45
Bill Snyder Family Stadium.....	46



KANSAS STATE
WILDCATS

0-0 - 0-0 BIG 12

Ranking (AP/Coaches).....	18/17
Last Game.....	Dec. 28, 2023
Defeated No. 19 NC State, 28-19	
Coach.....	Chris Klieman
Career Record (Yr).....	111-37 (12th)
Record at K-State (Yr).....	39-24 (6th)
Record vs. UT Martin.....	0-0



ESPN+

Mark Neely (Play-by-Play)
Ahman Green (Analyst)



K-State Sports Network

Wyatt Thompson (Play-by-Play)
Stan Weber (Analyst)
Matt Walters (Sidelines)



SIRIUSXM

SiriusXM Channel 160 or 198
and on the SiriusXM App



TUNEIN

TuneIn.com/Big12Radio

THE TOP 5

1 K-State opens its 129th season of football on Saturday when the Wildcats host UT Martin in a 6 p.m. contest inside Bill Snyder Family Stadium. The game will be shown on ESPN+ with **Mark Neeley** (play-by-play) and former NFL running back **Ahman Green** (analyst) on the call, as the Wildcats are in search of their seventh season-opening win in the last eight years.

2 Quarterback **Avery Johnson** is set to be the fifth sophomore signal caller to start a season opener since 1990 and will be the second-youngest player to start under center during that span. He is coming off a true freshman season that was capped with a start in the Pop-Tarts Bowl, leading the Wildcats to a 28-19 victory over No. 19 NC State as he was named MVP.

3 Returning beside Johnson in the backfield is junior running back **DJ Giddens** after he rushed for 1,226 yards and 10 touchdowns on 223 carries in 2023, while he also hauled in 29 receptions for 323 yards and three other scores. Giddens enters the game with a four-game streak of at least 100 rushing yards, while he is 466 rushing yards shy of tying for 10th in school history for a career.

4 The experience of the Wildcats resides on defense as the unit brings back eight starters, including five of its top six tacklers from a year ago. Leading the charge last year and back in 2024 are linebacker **Austin Moore** and safety **Marques Sigle** with 63 tackles apiece. Both players, along with defensive ends **Brendan Mott** and **Cody Stufflebean** were voted as team captains for the 2024 season.

5 Kicker **Chris Tennant** is back for his senior campaign and enters the year tied for eighth in career extra points made and is six field goals shy of entering the school's career top-10 list. The Wildcats will be breaking in a new punter with **Simon McClannan** earning the first opportunity, while both return units will see a new man deep, which could be manned by Colorado transfer **Dylan Edwards**.

STATISTICAL SPOTLIGHTS

Red-zone TD percentage by the Wildcats in 2023, which ranked second in the nation behind Oregon State (78.57%).

78.46

Turnovers produced by K-State since 2021, the most among active Big 12 teams and tied for 8th among Power 4 teams.

64

Points per game allowed by K-State since 2021, ranked third among active Big 12 teams and 15th among Power 4 programs.

21.3

Career per rush average by **DJ Giddens**, ranking third in school history behind Darren Sproles (6.11) and Alex Barnes (5.71).

5.59

Avery Johnson will be the second-youngest Wildcat since 1990 to start a season at QB (19 years, 9 months, 29 days).

2

PLAYER SPOTLIGHT



Running back **DJ Giddens** enters the season on a four-game streak of 100-plus rushing yards. That figure is tied for sixth in school history and one game shy of tying for fourth.

2024 SCHEDULE & RESULTS

 UT Martin Aug. 31 6 p.m. ESPN+	 at rv/rv Tulane Sept. 7 11 a.m. ESPN or ESPN2	 21/21 Arizona (F) Sept. 13 7 p.m. FOX	 at BYU* Sept. 21 TBA	 17/18 Okla. St.* Sept. 28 TBA	 at rv/rv Colorado* Oct. 12 TBA	 at rv/rv W. Virginia* Oct. 19 TBA	 22/24 Kansas* Oct. 26 TBA	 at Houston* Nov. 2 TBA	 Arizona State* Nov. 16 TBA	 Cincinnati* Nov. 23 TBA	 at rv/rv Iowa St.* Nov. 30 TBA
--	--	--	--	---	--	---	--	--	--	---	--



MEDIA SCHEDULE • UT MARTIN

MONDAY 26	TUESDAY 27	WEDNESDAY 28	THURSDAY 29	FRIDAY 30	SATURDAY 31	SUNDAY 1
Press Conference 12 p.m. – Lunch 12:30 p.m. – Chris Klieman 1 p.m. – Players Media Download Video and audio files of Coach Klieman's press conference will be available for media download at approximately 2 p.m. Contact Ryan Lackey for access.	No Media Availability	No Media Availability	Coordinator Media Availability 2 p.m. Media Download Video and audio files of both coordinator media sessions will be available for media download at approximately 3:30 p.m. Contact Ryan Lackey for access.	No Media Availability	Game 1 UT Martin at K-State 6 p.m. ESPN+ Bill Snyder Family Stadium Manhattan, Kan. Postgame Coach Klieman and players in team theatre	No Media Availability K-State's game notes for the Tulane game will be available on Monday, September 2 at 12 p.m.

K-STATE ATHLETICS COMMUNICATIONS



RYAN LACKEY

Associate AD/Communications

Primary Contact/Assistants & Players Requests

Cell 785-587-7865

Email rlackey@kstatesports.com

Twitter @rlackey84



KENNY LANNOU

Executive Associate A.D./Communications

Coach Klieman Requests

Cell 785-587-7867

Email klannou@kstatesports.com

Twitter @KennyLannou



MANDI MCKINLEY

ADMINISTRATIVE ASST./COMMUNICATIONS

Credentials

Office 785-532-6735

Email mmckinley@kstatesports.com

CREDENTIALS

Media outlets interested in covering Kansas State football on either a season or individual-game basis are requested to submit all applications for credentials through the K-State Athletics Communications football credential application website at www.k-statesports.com/media. K-State is unable to process written requests for football credentials. Please be sure and review the department's credential policies on page 239 of the 2024 K-State Football Media Guide.

Due to inconsistent mail delivery service on tight deadlines, media passes generally will not be mailed. If this is the case, passes may be picked up at a location to be determined by the K-State Athletics Communications Office. Individuals picking up credentials will be required to furnish positive identification.

Admission to the press level is for working media only. Only those media with official K-State credentials will be admitted. Friends, spouses, children under the age of 16 and non-workers are not welcome in the press area.

Only two field access credentials will be allowed per media outlet for each game.

WEEKLY MEDIA AVAILABILITY

Mondays: Head coach **Chris Klieman** hosts a weekly news conference in the Steel & Pipe Team Theatre of the Vanier Family Football Complex. Lunch will be served at noon followed by Klieman's press conference at 12:30 p.m. Requested players are available from 1 p.m., to 1:45 p.m. **Player requests must be submitted to Ryan Lackey by 3 p.m., on Sundays.**

Thursdays: Offensive coordinator **Conor Riley** and defensive coordinator **Joe Klanderman** will hold interviews for 10 minutes apiece beginning at 2 p.m. These will take place in the Steel & Pipe Team Theatre at the Vanier Family Football Complex.

PRESS CONFERENCE VIDEO

Broadcast-quality video and audio files of press conferences on Monday and Thursday will be available for download in the afternoons on those respective days. Please contact Ryan Lackey for download instructions.

POSTGAME INTERVIEWS

K-State's locker room is closed. Media will be asked to submit a list of player requests to Ryan Lackey at the start of the fourth quarter. During home games, Coach Klieman will address the media in the Steel & Pipe Team Theatre on the third floor of the Vanier Family Football Complex, followed by the requested players. To get to the theater, proceed to the concourse and walk toward the Vanier Family Football Complex. Enter the first set of double doors and take an immediate left into the theater. On the road, these interviews will take place either in the designated visiting interview area or outside the visiting locker room.



COLLEGE PRESSBOX

collegepressbox is the official media website for Division I football. Access and download game notes, quotes, statistics, media guides, headshots, logos and more for all FBS schools, conferences, postseason games, awards and the College Football Playoff. For access, please register for an account at collegepressbox.com/register.

FIND BIG 12 CONTENT ON ESPN+

Most K-State and Big 12 athletic events, home and away – including men's basketball, women's basketball, volleyball, soccer, baseball, and select football games – are available on ESPN+, the direct-to-consumer sports streaming service. Fans can sign up for ESPN+ at plus.espn.com, with monthly, annual, and bundle options available. No minimum contract is required, cancel anytime.



CHRIS KLIEMAN SHOW

Featuring the head coach of the Wildcats with the Voice of the Wildcats Wyatt Thompson, the Chris Klieman Show looks ahead to the coming week, while also taking questions in front of a live audience at Powercat Sports Grill in Manhattan. The show will be held every Wednesday during the season from 7-8 p.m., with the exception of October 2 and November 27. The show will air on Facebook Live and many of the K-State Sports Network affiliates, and it will also be available on demand on ESPN+ and YURView Kansas each Friday.

2024 RADIO AFFILIATES

MARKET	CALL LETTERS	FREQUENCY
Beloit	KVSV	1190 AM/105.5 FM/102.9 FM
Chanute	KINZ	95.3 FM
Clay Center	KCLY	100.9 FM
Coffeyville	KGGF	690 AM
Colby/Goodland	KRDQ	100.3 FM
Concordia	KNCK	1390 AM/98.3 FM
Dodge City	KAHE	95.5 FM
Emporia	KVOE	101.7 FM
Great Bend	KZRS	107.9 FM
Hays/Ness City	KKDT	93.5 FM
Hiawatha	KNZA	103.9 FM
Hutchinson/Wichita	KHMY	93.1 FM
Junction City	KJCK	1420 AM/107.9 FM
Kansas City	KFNZ	610 AM/96.5 FM
Liberal	KSMM	1470 AM
Manhattan	KMAN	1350 AM/93.3 FM
Manhattan	KMKF	101.5 FM
Marysville	KNDY	1570 AM/94.1 FM/95.5 FM
Medicine Lodge	KQZQ	98.3 FM
Norton	KQNK	1530 AM/106.7 FM
Phillipsburg	KKAN	1490 AM
Phillipsburg	KQMA	92.5 FM
Pittsburg	KSEK	107.9 FM
Salina	KSAL	1150 AM/106.7 FM
Scott City	KSCL	94.5 FM
Seneca	KMZA	92.1 FM
Topeka	WIBW	580 AM/104.9 FM
Wichita	KFH	1240 AM/97.5 FM
Winfield	KWLS	107.9 FM



CATS IN LID LIFTERS

- Entering its 129th year of football, Kansas State holds an all-time record of 88-35-5 (70.7%) in season openers, including a 30-4 (88.2%) mark since 1990.
- **Chris Klieman**, who enters his 12th year as a head coach, has earned a 9-2 (81.8%) record in season openers.

HOME OPENERS

- All-time, Kansas State is 95-28-5 (76.2%) in home openers, while head coach **Chris Klieman** is 9-2 (81.8%) in home openers as a head coach.

NON-CONFERENCE NOTABLES

- Since 1990, K-State holds a 97-20 (82.9%) record in regular-season non-conference games.
- That stretch includes an 82-9 (90.1%) mark at home. Over that period of time, the Wildcats have had perfect regular season non-conference ledgers 17 times and unblemished marks at home on 25 occasions.

A WINNING TRADITION

- Kansas State has totaled 139 Big 12 victories since the conference's formation in 1996, which stands as the most among active Big 12 programs.
- The Wildcats are also second among active Big 12 members in winning percentage since non-divisional play began in 2011. They sit at 59.8% (70-47), trailing only Oklahoma State (65.8%; 77-40).
- During that stretch, the Wildcats are 39-20 (66.1%) at home in Big 12 play and 31-27 (53.4%) on the road.

ALL-TIME BIG 12 VICTORIES

Rk.	School	Wins
1.	K-State	139
2.	Oklahoma State	132
3.	Texas Tech	112
4.	Iowa State	82
5.	Baylor	81
6.	Colorado [^]	60
7.	TCU*	59
8.	West Virginia*	51
9.	Kansas	49
10.	UCF [†]	3
11.	BYU/Houston [†]	2
13.	Cincinnati [†]	1

[^] Rejoining the Big 12 after being a member 1996-2010; * Joined Big 12 prior to 2012 season; [†] Joined Big 12 prior to 2023 season

BIG 12 WINNING % SINCE 2011*

Rk.	School	Pct.
1.	Oklahoma State	65.8%
2.	K-State	59.8%
3.	TCU	54.6%
4.	Baylor	53.8%
5.	West Virginia	49.5%
6.	Iowa State	41.0%
7.	Texas Tech	36.8%
8.	Kansas	12.1%

* Among teams in the Big 12 since 2011

AMONG THE NATION'S BEST

- K-State has a total of 222 victories since 1996, which is tied for 21st nationally.
- Among active Big 12 teams, the Wildcats rank fourth behind TCU (229), BYU (228) and Utah (228).
- Over the last 14 seasons, the Wildcats have won at least seven games 12 times.

ON A GOOD RUN

- K-State is riding a streak of three-straight years of at least eight wins, its longest since 2011 (10), 2012 (11), 2013 (8) and 2014 (9).
- The Wildcats are the only returning Big 12 team with at least eight wins in each of the last three seasons and one of 13 Power 4 programs to claim that feat.
- K-State has 27 wins since 2021, which ranks third among active Big 12 teams behind Oklahoma State (29) and Utah (28).

CONSECUTIVE SEASONS WITH 8-PLUS WINS

Rk.	School	Years
1.	Alabama	16
2.	Clemson/Georgia	13
4.	Notre Dame	7
5.	NC State	4
T6.	K-State	3

Tied with Iowa, Michigan, Ohio State, Ole Miss, Oregon, UCLA, Utah

POSTSEASON PROMINENCE

- Kansas State has a strong history of being in the postseason, having advanced to a bowl game 24 times since 1993, including 12 times in the last 14 years.
- K-State's 24 bowl trips since 1993 are tied for second among active Big 12 teams with BYU and just behind West Virginia (25).
- In an era when over 80 teams play in a bowl game each year, the Cats are one of just 16 Power 4 teams to play in a bowl game at least 12 times in the last 14 years.

PRESEASON EXPECTATIONS

- For the second-straight season, Kansas State will enter a season ranked in both the Associated Press Top 25 and the AFCA Coaches Poll as they checked in at No. 18 and No. 17, respectively.
- It marks the first time the Wildcats are ranked in the Preseason AP Top 25 in consecutive years since 2003 and 2004.
- Last season, K-State entered the year No. 16 in the AP Top 25 and No. 17 in the Coaches Poll.
- K-State has been ranked in the AP Top 25 on 232 occasions since 1993, the most among active Big 12 teams and ranked 22nd nationally.

RANKED STREAK

- Kansas State was ranked No. 25 in the final College Football Playoff Top 25 of 2023, marking the 12-straight time the Cats have been ranked in the CFP Top 25. That figure enters the 2024 season tied for the sixth-longest active streak.

CONSECUTIVE WEEKS RANKED IN CFP TOP 25

Rk.	School	Weeks
T1.	Alabama/Ohio State	60
3.	Georgia	41
4.	Oregon	19
5.	Michigan	18
T6.	K-State (Tied with LSU, Penn State, Tennessee)	12

NEW OPPONENTS

- K-State was more busy than usual scouting the opponents on its schedule during the spring and summer months as the Wildcats are only playing four foes from last year's schedule — Houston, Iowa State, Kansas and Oklahoma State — in 2024.
- It is the Wildcats' fewest amount of carryover opponents from one year to the next since only three rematches from the 1918 season to the 1919 season (Baker, Kansas and Iowa State).
- Additionally, half of the Wildcats' schedule is against teams in which they have not faced in at least 10 years, if ever. Those are UT Martin (First Meeting), Arizona (Last Meeting: 1978), BYU (1997), Colorado (2010), Arizona State (2002) and Cincinnati (1996).

WILDCATS WHEN (2023)...

Overall.....	9-4
Big 12.....	6-3
Non-conference record	3-1
Home	6-1
Away	2-3
Neutral.....	1-0
Current streak.....	Won 1
Current home streak.....	Lost 1
Current road streak.....	Won 1
Last win	28-19 vs. No. 19 NC State (12/28/23)
Last loss	42-35 vs. Iowa State (11/25/23)

Day game.....	3-1
Night game.....	6-3

Game on:

ESPN.....	1-1
ESPN2.....	2-0
FOX.....	0-2
FS1.....	4-0
Big 12 Now on ESPN+.....	2-0
SEC Network.....	0-1
September	3-1
October	3-1
November	2-2
December.....	1-0
vs. top-25 teams (AP).....	1-1
vs. non-ranked teams (AP)	8-3
On artificial surface.....	9-4
On natural grass	0-0

Scoring first.....	9-1
Opponent scores first	0-3
Leading after 1st quarter	8-0
Behind after 1st quarter	1-4
Tied after 1st quarter	0-0
Leading at halftime.....	8-1
Behind at halftime	1-3
Tied at halftime.....	0-0
Leading after 3rd quarter	8-1
Behind after 3rd quarter	1-2
Tied after 3rd quarter	0-1
Overtime.....	0-1

Scoring 20 points or less.....	0-0
Scoring 20+ points	9-4
Scoring 30+ points	8-2
Allowing 21 points or less	6-0
Allowing 10 points or less	3-0

With 100-yard rusher.....	9-1
Allow 100-yard rusher.....	3-2
With 300-yard passer.....	0-1
Allow 300-yard passer.....	2-1
Outgain opponent.....	9-1
Total offense + 400 yards.....	8-2
Allow + 400 yards total offense.....	3-3

No turnovers	4-0
Less than three turnovers	8-3
Three or more turnovers.....	0-1
No takeaways.....	0-2
Three or more takeaways	2-1
Fewer turnovers gained	0-2
Equal turnovers gained	0-0
More turnovers gained	9-2
Control time of possession	5-1
Opponent controls time of possession.....	4-3



NATIONAL RANKINGS

Associated Press Top 25 (Preseason)

1. Georgia (46)	0-0	1532
2. Ohio State (15)	0-0	1490
3. Oregon (1)	0-0	1403
4. Texas	0-0	1386
5. Alabama	0-0	1260
6. Ole Miss	0-0	1189
7. Notre Dame	0-0	1122
8. Penn State	0-0	1060
9. Michigan	0-0	995
10. Florida State	0-1	971
11. Missouri	0-0	927
12. Utah	0-0	887
13. LSU	0-0	804
14. Clemson	0-0	689
15. Tennessee	0-0	629
16. Oklahoma	0-0	566
17. Oklahoma State	0-0	538
18. Kansas State	0-0	526
19. Miami	0-0	492
20. Texas A&M	0-0	292
21. Arizona	0-0	237
22. Kansas	0-0	231
23. USC	0-0	172
24. North Carolina State	0-0	171
25. Iowa	0-0	140

OTHER BIG 12 RECEIVING VOTES:

Iowa State 33, West Virginia 17, Colorado 1.

US LBM Coaches' Poll (Preseason)

1. Georgia (46)	0-0	1364
2. Ohio State (7)	0-0	1302
3. Oregon	0-0	1228
4. Texas (1)	0-0	1223
5. Alabama	0-0	1077
6. Ole Miss	0-0	1019
7. Notre Dame	0-0	969
8. Michigan (1)	0-0	944
9. Penn State	0-0	889
10. Florida State	0-1	867
11. Missouri	0-0	808
12. LSU	0-0	742
13. Utah	0-0	665
14. Clemson	0-0	657
15. Tennessee	0-0	621
16. Oklahoma	0-0	609
17. Kansas State	0-0	416
18. Oklahoma State	0-0	359
19. Miami	0-0	292
20. Texas A&M	0-0	273
21. Arizona	0-0	230
22. NC State	0-0	216
23. USC	0-0	199
24. Kansas	0-0	186
25. Iowa	0-0	148

OTHER BIG 12 RECEIVING VOTES:

West Virginia 22; Iowa State 15; UCF 4; Texas Tech 4; Colorado 2.

THE LAST TIME KANSAS STATE WAS...

Ranked in CFP Poll: 2023 Final (25th)

Ranked in AP Top 25: 2024 Preseason (18th)

Ranked in US LBM Coaches Poll: 2024 Preseason (17th)

Not Ranked but RV in AP Poll: 12/3/2023

Not Ranked but RV in Coaches' Poll: 12/3/2023

A TRACK RECORD OF WINNING

• A proven winner with a championship history, **Chris Klieman** holds a 111-37 career record, as his 75.0% career winning percentage ranks third among current FBS coaches that have led programs for at least 10 seasons. He is also one of just 16 current Power 4 head coaches with at least 100 victories.

• Klieman, who is 39-24 (61.9%) since arriving at K-State, has led the Cats to five victories over teams ranked in the top 10 of the Associated Press Top 25, which is the most of any active Big 12 program since 2019. Next on the list is Utah with four, followed by Baylor, Oklahoma State and TCU with three apiece.

WINNING % BY ACTIVE FBS COACHES*

Rk.	Coach	Current School	Pct.
1.	Dabo Swinney	Clemson	79.8%
2.	Curt Cignetti	Indiana	77.3%
3.	Chris Klieman	K-State	75.0%
4.	Brian Kelly	LSU	73.2%
5.	Lance Leipold	Kansas	73.1%

* Minimum 10 years of head coaching experience

TOP 30 IN BOTH

• Kansas State ended the 2023 season ranked 10th nationally in scoring offense (37.1 points per game) and 26th in scoring defense (21.0 points allowed per game). The Wildcats were one of just 11 Power 5 teams to rank in the top 30 in both categories, joining Alabama, Arizona, Florida State, Georgia, Michigan, Missouri, Notre Dame, Oregon, Penn State and Texas.

• It was the first time the Wildcats finished in the top 30 nationally in both categories since 2014 when they ranked 24th in scoring offense (35.8 points per game) and 29th in scoring defense (23.2 points allowed per game).

TO'S MAKE THE DIFFERENCE

• Kansas State ranked in the top 10 nationally in turnover margin each of the last two years as the Wildcats finished eighth in 2022 and fifth in 2023.

• It was the first time K-State has ranked in the top 10 in consecutive seasons since 2011 (9th) and 2012 (3rd).

• The Wildcats' march to the top 10 in 2023 took a long path as, prior to the Texas Tech game, K-State ranked 105th nationally in turnover margin (minus-3) but flipped that script as it went plus-14 over the final eight games.

• Over the final seven weeks of the regular season and bowl season, K-State forced a nation-leading 19 turnovers (11 interceptions, eight fumbles) while only committing five (three interceptions, two fumbles).

• Additionally, the Wildcats only lost two fumbles in 2023, a new school record and the third fewest in the nation.

CATS TOPS IN NON-OFFENSIVE TDs

• K-State is the nation's best in non-offensive touchdowns over the last 25 seasons as it has 131 since 1999, six more than the next closest team (Alabama – 125).

• K-State recorded two non-offensive scores against Baylor in 2023 – a 15-yard fumble return by **Desmond Purnell** and a 45-yard interception return by **Keenan Garber**.

NON-OFFENSIVE TDs SINCE 1999

Rk.	School	Non-Offensive TDs
1.	K-State	131
2.	Alabama	125
3.	Virginia Tech	118
4.	Texas	114
5.	Utah	113

Of the 131 non-offensive scores since 1999, 44 have been punt returns, 41 interception returns, 33 kickoff returns, 11 fumble returns and 2 missed/blocked field goal returns

OH CAPTAIN! MY CAPTAIN!

• K-State announced the selection of six captains at the conclusion of fall camp. The players voted by their teammates to serve as captains in 2024 are quarterback **Avery Johnson**, offensive lineman **Hadley Panzer**, linebacker **Austin Moore**, defensive ends **Brendan Mott** and **Cody Stuffiebean**, and safety **Marques Sigle**.

• Of the six captains, five are seniors and four hail from the state of Kansas. Both of those lists include Moore, a former walk-on who is a captain for a second-straight season.

• Johnson is just the ninth sophomore captain in program history, joining Mark Simoneau (1997), Terry Pierce (2001), Josh Freeman (2007), Alex Hrebec (2009), Collin Klein (2010), B.J. Finney (2012), Dalton Risner (2016) and Wyatt Hubert (2019).

FILL THE BILL

• With the entire six-game 2024 home slate trending toward being sold out, Kansas State enters the year with 14-consecutive sellouts dating back to the beginning of 2022.

• Kansas State is one of only three schools in the nation to rank in the top 20 of percentage of capacity filled each of the last 10 seasons, joining Ohio State and Oklahoma.

OFFENSIVE NOTES NEW OFFENSIVE STRUCTURE

• K-State's offense has new faces at the front of room as **Conor Riley**, the offensive line coach the last five seasons, will add playcalling duties to his repertoire for the first time in his career, while K-State hired former Utah State and Texas Tech head coach **Matt Wells** to serve as co-offensive coordinator, quarterbacks coach and associate head coach.

• Riley was the interim offensive coordinator in K-State's 28-19 victory over NC State in the 2023 Pop-Tarts Bowl, a game in which the Wildcats amassed 257 rushing yards and 435 total yards on a Wolfpack defense that entered bowl season ranking No. 16 and No. 25 in those categories, respectively.

• Wells, who boasts nine years of head coaching experience, comes to Manhattan after spending the last two years at Oklahoma as an advisor to head coach/offensive analyst. In addition to coaching quarterbacks during his 27-year coaching career, Wells has also spent time tutoring wide receivers and tight ends.

TOTAL OFFENSE

• K-State has totaled at least 375 yards of offense in 22 of the last 27 games dating back to the beginning of the 2022 season. During that stretch, the Cats held a 10-game streak against Big 12 foes with 375 or more yards, the longest in school history.

• K-State ranked 23rd nationally last year by averaging 445.2 yards per game. That figured ranked second in school history, while K-State's 6.04 yards per play ranked 10th.

SCORING SURGE

• K-State finished last year ranked 10th nationally by scoring 37.1 points per game, a mark ranked sixth in school history.

• It was the first time the Wildcats finished in the top 10 in the country in scoring offense since 2003 (9th), while it was their highest average since 2012 (38.8).

THIRD DOWN SUCCESS

• Kansas State was one of the best teams in the nation last year in terms of converting on third down, as the Wildcats ranked 11th nationally with a 47.9% (90-of-188) success rate.

• K-State's 90 total third-down conversions last year ranked fifth in the country and was tops in the Big 12.



RED ZONE SUCCESS

- Just like on third downs, K-State was one of the nation's leaders in turning red-zone trips into touchdowns during the 2023 season, as the Cats ranked second nationally by finding paydirt on 78.46% percent of their red-zone possessions (51-of-65).
- K-State just narrowly finished behind Oregon State by 0.11% and would have led the nation had the Cats not been in the red zone when taking a knee to close out the Pop-Tarts Bowl win.
- K-State's 51 red-zone touchdowns in 2023 ranked third nationally behind Oregon and Georgia (56), while the Cats had five more than the next closest Big 12 team (Oklahoma – 46).
- The 2023 season was a continuation of red-zone success under head coach **Chris Klieman**, as the Wildcats rank first among active Big 12 programs by scoring on 90.4% (227-of-251) of their overall red-zone trips since 2019 with 169 touchdowns.

2023 RED ZONE TOUCHDOWN PERCENTAGE

Rk.	School	Red Zone %
1.	Oregon State	78.57%
2.	K-State	78.46%
3.	South Alabama	78.00%
4.	Western Kentucky	77.50%
5.	Rice	76.60%

NOT LACKING IN EXPERIENCE

- Although the offensive line lost four starters from a year, the unit is not lacking in experience as the current group has totaled 69 career starts and 5,499 career snaps from nine players.
- The leaders in those departments are North Dakota transfer tackle **Easton Kilty** (35 starts, 2,381 snaps), guard **Hadley Panzer** (26 starts, 1,753 snaps), tackle **Carver Willis** (seven starts, 599 snaps) and guard **Taylor Poitier** (one start, 541 snaps).

YOUNG BUT EXPLOSIVE

- **Avery Johnson**, the top dual-threat quarterback in the Class of 2023, is set for his first full season as K-State's starting quarterback a year after becoming just the first true freshman signal caller in school history to start and win a bowl game. Johnson led the Wildcats to a 28-19 victory over NC State in the Pop-Tarts Bowl en route to MVP honors.
- A member of the watch list for the Maxwell Award, Johnson will be just the fifth sophomore to start a season opener under center since 1990, joining Eli Roberson (2001), Dylan Meier (2004), Josh Freeman (2007) and Jesse Ertz (2015).
- Johnson will be the second-youngest quarterback to start a season opener since 1990 at 19 years, 9 months and 29 days. Freeman was 19 years, 6 months and 19 days when he opened the 2007 season. Both Johnson and Freeman started the openers of their true sophomore season, while the other three were redshirt sophomores.

GIDDENS GETTING IT DONE

- Running back **DJ Giddens** returns for his junior season after rushing for 1,226 yards and 10 touchdowns last year in addition to hauling 29 receptions for 323 yards and three more scores.
- His 1,226 yards a year ago ranked 10th in school history.
- Giddens finished the 2023 season ranked 11th in the nation with 51 touches that went for at least 10 yards.

GROUND AND POUND

- **DJ Giddens** produced the 19th 1,000-yard rushing season in school history last season and did so on 223 carries to rank eighth in school history in yards per rush (5.50).
- It was the third-straight season K-State had a 1,000-yard rusher, the first time doing so since 2009-11 and the first time by running backs since 2001-04.

- A native of Junction City, Kansas, Giddens holds a career average of 5.59 yards per carry to rank third behind only Darren Sproles (6.11; 2001-04) and Alex Barnes (5.71; 2016-18).

ENTERING ON A STREAK

- **DJ Giddens** will be in search of his fifth-straight game of 100 rushing yards in the season opener.
- His current 100-yard rushing streak of four games is tied for sixth in school history. It is also the third time in the last four years a Wildcat enters the season with a 100-yard game streak as Deuce Vaughn had a two-game streak entering 2021 and extended it to five games, while he had a five-game streak entering 2022 and extended it to eight games.

CONSECUTIVE 100-YARD RUSHING GAMES

Rk.	Player, Dates	Games
1.	Darren Sproles, 10/5/2002–8/23/2003	10
2.	Deuce Vaughn, 10/30/2021–9/10/2022	8
3.	Isaac Jackson, 9/22/1973–10/27/1973	6
4.	Deuce Vaughn, 11/28/2020–9/18/2021	5
	Darren Sproles, 11/1/2003–12/6/2003	5
5.	DJ Giddens, 11/11/2023–Present	4
	Alex Barnes, 11/3/2018–11/24/2018	4

DEFENSIVE NOTES

DEFENSIVE SWITCH PAYS OFF

- Since the K-State defense switched from a four-man front to a 3-3-5 alignment at the beginning of the 2021 season (40 games), the Cats are allowing just 21.3 points per game, which ranks 20th nationally and second among returning Big 12 teams.
- After averaging 21.0 points per game allowed in 2021 and 21.9 points in 2022, K-State surrendered only 21.0 points per game in 2023. It is the first time the Wildcats strung together three-straight seasons allowing less than 22.0 points per game since going 13-straight years from 1991 to 2003.
- The Wildcats allowed 31 touchdowns from scrimmage in 2023, which was the second fewest in the Big 12 (Texas – 30).

UNDER AVERAGE

- K-State held each of its Big 12 opponents in 2022 and six of nine in 2023 under its season averages.
- Additionally, the Wildcats limited NC State to just 19 points after the Wolfpack entered the Pop-Tarts Bowl averaging 26.8 points per game.
- Since head coach **Chris Klieman**'s first year of 2019, the Wildcats have held 35 of their 45 Big 12 opponents under their season average at the time it faces the Wildcats.

SCORING AVERAGE DIFFERENCE (BIG 12 ONLY)

Team	PPG Entering Game	Points Scored	Difference
UCF	40.7	31	-9.7
Oklahoma State	22.0	29	+7.0
Texas Tech	34.2	21	-13.2
TCU	33.1	3	-30.1
Houston	28.9	0	-28.9
Texas	34.5	33	-1.5
Baylor	22.7	25	+2.3
Kansas	32.7	27	-5.7
Iowa State	24.8	42	+17.2

CREATING TURNOVERS

- Over the last three seasons, K-State has totaled 64 forced turnovers, which is the most among active Big 12 teams, while it is tied for seventh among Power 4 teams.
- Of the 64 turnovers, 40 have been via interceptions to lead all active Big 12 programs and tie for eighth among Power 4 teams.

WILDCATS IN THE NFL

With the first week of the NFL season coming up next week, Kansas State currently has 19 players on NFL rosters. Of the 19, 12 are on offense and seven are on defense. The longest-tenured former Wildcats are **Tyler Lockett** and **Cornelius Lucas** as both are entering their 10th season, while **Cody Whitehair** is entering his ninth.



Four players from last year's roster are now on NFL teams, including second-round pick **Ben Sinnott** (Washington), third-round selection **Cooper Beebe** (Dallas) and seventh-round pick **KT Leveston** (Los Angeles Rams).

Name	Team	Pos.	Exp.
Felix Anudike-Uzomah	Kansas City	DE	2
Cooper Beebe	Dallas	OL	R
JuJu Brents	Indianapolis	CB	2
Khalid Duke*	Tennessee	OLB	R
Josh Hayes	Tampa Bay	DB	2
Timmy Horne^	New York Giants	DT	3
Malik Knowles^	Minnesota	WR	1
KT Leveston^	Los Angeles Rams	OL	R
Tyler Lockett	Seattle	WR	10
Cornelius Lucas	Washington	OL	10
Adrian Martinez*	New York Jets	QB	1
Byron Pringle	Washington	WR	7
D.J. Reed	New York Jets	CB	6
Dalton Risner^	Minnesota	OL	6
Ben Sinnott	Washington	TE	R
Skylar Thompson	Miami	QB	3
Deuce Vaughn	Dallas	RB	2
Cody Whitehair	Las Vegas	OL	9
Russ Yeast	Los Angeles Rams	DB	3

* – Practice Squad

^ – Injured Reserve

NFL CATS - WEEK 1

THURSDAY, SEPTEMBER 5

Baltimore
at Kansas City – **Felix Anudike-Uzomah**
7:20 p.m. (NBC)

SUNDAY, SEPTEMBER 8

Tennessee – **Khalid Duke**
at Chicago
12 p.m. (FOX)
Houston
at Indianapolis – **JuJu Brents**
12 p.m. (CBS)
Minnesota – **Malik Knowles, Dalton Risner**
at New York Giants – **Timmy Horne**
12 p.m. (FOX)
Jacksonville
at Miami – **Skylar Thompson**
12 p.m. (CBS)
Denver
at Seattle – **Tyler Lockett**
3:05 p.m. (CBS)
Las Vegas – **Cody Whitehair**
at Los Angeles Chargers
3:05 p.m. (CBS)
Dallas – **Cooper Beebe, Deuce Vaughn**
at Cleveland
3:25 p.m. (FOX)
Washington – **Cornelius Lucas, Byron Pringle, Ben Sinnott**
at Tampa Bay – **Josh Hayes**
3:25 p.m. (FOX)
Los Angeles Rams – **KT Leveston, Russ Yeast**
at Detroit
7:20 p.m. (NBC)

MONDAY, SEPTEMBER 9

New York Jets – **Adrian Martinez, D.J. Reed**
at San Francisco
7:15 p.m. (ABC/ESPN)



ON THIS DATE...

AUG 31

Record3-0
StreakWon 3
Last Time.....W, 49-14
2019 • Manhattan, Kan.

ALL-TIME GAMES ON AUGUST 31

Year	h/a	Opponent	Score	W/L
1996	h	Texas Tech	21-14	W
2002	h	Western Kentucky	48-3	W
2019	h	Nicholls	49-14	W



K-State 49, Nicholls 14
August 31, 2019
Bill Snyder Family Stadium

Chris Klieman wasn't the only one making his K-State debut against Nicholls. Almost all of K-State's running backs were as well. All left positive first impressions.

K-State won, 49-14, against Nicholls in front of a sold-out crowd. The Wildcats, who returned zero rushing yards from running backs from last season, amassed 361 rushing yards to open the Klieman era. It marked the most in a K-State season opener since at least 1981.

The Wildcats accomplished this behind, mostly, a trio of K-State newcomers: James Gilbert, Jordon Brown and Harry Trotter. Those three combined for 214 rushing yards, led by Gilbert's 115 yards on 18 carries. Each of them had one touchdown, all coming in a first half that K-State dominated by a 28-0 margin.

For a position group that started all but empty when Klieman and his staff took over, depth did not look to be an issue after nine months of work.

Gilbert, a graduate transfer from Ball State, became the first Wildcat to eclipse 100 yards rushing in his first K-State game since Daniel Thomas in 2009. Gilbert's longest run, a 24-yard scamper in the second quarter, finished one of K-State's five scoring drives of at least 10 plays.

Trotter, a junior who sat out last season after transferring from Louisville, collected 50 yards on 10 carries. The Atchison native ran through multiple tackles on a 9-yard touchdown run that capped a 12-play, 72-yard drive to open the game. K-State followed with three straight scoring drives.

Brown, a graduate transfer from North Carolina who joined the team in July, added in 49 yards on 11 carries. He scored on a 14-yard run early in the second quarter, but he also snagged a pair of passes for 28 yards from redshirt junior quarterback Skylar Thompson, who finished 16-of-22 through the air for 212 yards and a touchdown.

THIRD DOWN STOPS

- K-State did not allow any of its 13 opponents in 2023 to convert on greater than 47% of its third-down attempts, while the Wildcats have held opponents under 50% in 24 of the last 27 games dating back to the beginning of the 2022 season.
- K-State finished the 2023 campaign ranked 11th nationally by allowing opponents to convert on just 30.0% of its third downs, its lowest rate since 2019 (28.0%).
- The Cats surrendered five or fewer third-down conversions in each of their final seven regular-season games against Texas Tech (4), TCU (2), Houston (3), Texas (2), Baylor (4), Kansas (5) and Iowa State (3).
- K-State's 54 third-down conversions allowed tied for the 12th fewest in the nation and ranked second in the Big 12.

DEFENSIVE RED ZONE SUCCESS

- The Cats were stingy when opponents entered the red zone in 2023 as they allowed touchdowns just 39.39% of the time (13-of-33), the second-best mark in the nation. The 13 touchdowns allowed also tied for the second fewest in the nation.
- It is a dramatic improvement from last season when K-State ranked 108th when 67.5% of opponents' red-zone trips resulted in touchdowns (27-of-40).

2023 DEFENSIVE RED ZONE TD PERCENTAGE

Rk.	School	Red Zone %
1.	UCLA	35.90%
2.	K-State	39.39%
3.	Notre Dame	41.18%
4.	Nebraska	42.11%
5.	Michigan	44.00%

THE MACHINE IS BACK

- Linebacker **Austin Moore**, nicknamed "The Machine" by his teammates and coaches, returns for his Super Senior season after leading the team in tackles in 2022 (87) and tying for team-high honors in 2023 (63).
- Moore originally entered the program as a walk-on during **Chris Klieman's** first season at K-State in 2019.
- In addition to leading the team in tackles the last two years, he also finished second on the squad in 2022 in tackles for loss with 10.0 and led the team last year with 12.5.
- A native of Louisburg, Kansas, Moore needs 78 total tackles this season to become the 27th player in school history and the first since 2014 with 250 career stops.

SIGLE SEEKS MORE PICKS

- Senior safety **Marques Sigle** mans the free safety position again in 2023 on the heels of an All-Big 12 season in 2023 after transferring from North Dakota State.
- Last season, Sigle tied for team high honors with 63 tackles and ranked second on the team with 10 total passes defended with his lone interception helping to seal the victory at Kansas.

SPECIAL TEAMS NOTES UNDER NEW LEADERSHIP

- Kansas State's third phase this season is now under the direction of special teams quality control coach **Nate Kaczor**, who has served an NFL special teams coordinator for 11 years.
- A native of Scott City, Kansas, Kaczor is a 33-year coaching veteran who coached return and coverage units in addition to specialists for Tennessee, Tampa Bay and Washington.
- The addition of Kaczor took on an added importance as, in June, the NCAA adopted a new rule in which any staff member may provide technical and tactical instruction to student-athletes during practice and competition.

SCORING IN THE THIRD PHASE

- Despite not scoring a kickoff- or punt-return touchdown in 2024, the Wildcats continue to lead the nation in total return touchdowns since 2005 with 60, which is 20 more than the next closest program in Alabama (40) and 26 more than the next closest Big 12 program in Oklahoma State (34).
- Of the 60 total returns, a nation-leading 31 are on kickoff returns, and the next closest team is Houston with 21.
- The 2023 season marked the first time since 2004 in which the Wildcats did not score via a kickoff or punt return.

KICK/PUNT RETURN TDs SINCE 2005

Rk.	School	PR/KOR TDs
1.	K-State	60
2.	Alabama	40
3.	San Diego State	35
4.	Oklahoma State	34
5.	TCU	33

BLOCK PARTY

- K-State totaled three blocked kicks in 2023 to rank 10th in the nation.
- It was the second time under head coach **Chris Klieman** that the Wildcats had at least three blocks as they had four in 2020 to tie for fourth nationally.
- K-State blocked an extra point at Kansas that was returned 91 yards for a defensive extra point by **Keenan Garber**, who went on to earn Big 12 Special Teams Player of the Week honors. It was Kansas State's first defensive extra point since 2011 and the longest in school history via a block.
- The Wildcats also blocked a punt at Texas, while **Marques Sigle** blocked a field goal at Oklahoma State.

SIX-STRAIGHT

- Kansas State's blocked punt last year at Texas marked the sixth-straight season the Wildcats blocked a punt, tied for the longest streak in the nation.
- San Diego State is tied with K-State at six-straight years, while eight teams are tied for third at four-straight years.

NEW MAN BACK DEEP

- With the departure of Phillip Brooks, who signed a rookie free agent contract with the Kansas City Chiefs, Kansas State will break in new returners at both kickoff and punt return.
- One man vying for the duty at both spots is running back **Dylan Edwards**, who gained experience returning kicks last season at Colorado. As a true freshman, Edwards returned five kickoffs for a 21.0-yard average — including a long of 24 yards against both Colorado State and Oregon State — while he had a 19-yard punt return in the 2023 season finale at Utah.
- Edwards had success with returns while prepping in the Sunflower State at Derby High School, averaging 34.7 yards per kickoff return with three touchdowns and 27.6 yards per punt return with another three scores.

DEFENSE ON KICK RETURNS

- K-State has not allowed a kickoff return for a touchdown since the 2013 season, going the last 127 games and 420 returns without allowing its opponent to find paydirt.
- The streak is the longest among the active Big 12 teams, 270 more than the next closest team (Arizona State — 150).
- Since K-State allowed its last kickoff-return touchdown, the Wildcats have scored 14 of their own.



COACHING STAFF NOTES BY THE NUMBERS

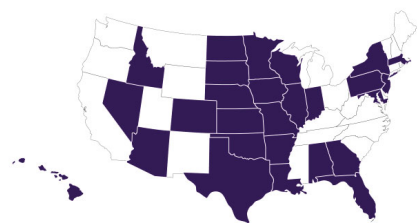
- 1,674** – Combined Division I coaching wins
- 277** – Combined years of coaching experience
- 284** – Combined Division I all-conference players coached
- 157** – Combined postseason appearances
- 103** – Combined bowl game appearances
- 87** – Combined NFL Draft selections
- 53** – Combined years of coordinator experience
- 25** – Combined years of head coach experience

PRIOR RELATIONSHIPS

- Several K-State coaches had prior working relationships before to their time in Manhattan. A core of the group was at North Dakota State under head coach **Chris Klieman**, as he worked with offensive coordinator **Conor Riley** from 2013 to 2018 and defensive coordinator **Joe Klanderma** from 2014 to 2018.
- Additionally, then-defensive coordinator Klieman and linebackers coach **Steve Stanard** and were on the NDSU staff in 2012 and 2013.
- Other connections include: assistant head coach/cornerbacks **Van Malone** and defensive ends coach **Buddy Wyatt** working together at Texas A&M in 2008 and 2009 as well as SMU from 2015 to 2017; Klieman and running backs coach **Brian Anderson** were at Western Illinois together from 1994 to 1996; Riley and **Matthew Middleton** coached together at Omaha in 2009 and 2010. Additionally, co-offensive coordinator/quarterbacks/associate head coach **Matt Wells** and Athletics Director **Gene Taylor** were at Navy together from 1997 to 2001.

ROSTER NOTES OWNING THE STATE

- K-State casts a wide net in addition to owning its state when it comes to roster composition as a total of 27 states are represented on the 2024 roster, and none more so than the state of Kansas as 55 players hail from the Sunflower State. It is the seventh-straight year the Wildcats have had at least 50 Kansans on the roster.
- The next highest totals come from Texas (12), Colorado (7), Nebraska (7), Iowa (5), Minnesota (4) and Oklahoma (4).



LOTS OF LETTERWINNERS

- For the fifth-straight season, Kansas State brings back 44 or more letterwinners as the 2024 squad sees 46 returning letterwinners come back for another year.
- Of the 46 returning letterwinners, 17 are on offense, 28 are on defense and there is one specialist.
- The 46 returning letterwinners are tied for the fifth most by a K-State squad since 2003.

MOST RETURNING LETTERWINNERS SINCE 2003

Rk.	Year	Letterwinners
1.	2021	56
2.	2020	48
3.	2022, 2009	47
4.	2024, 2015	46
5.	2007	45
6.	2023, 2017	44

SUPER SENIORS

- K-State has eight players who are using an extra year of eligibility and are seniors again in 2024 as the NCAA froze eligibility clocks during the 2020 season due to the COVID-19 pandemic.
- Those returning to the Wildcats for a second senior season are wide receiver **Jadon Jackson**, cornerback **Keenan Garber**, defensive end **Brendan Mott**, linebacker **Austin Moore**, offensive lineman **Taylor Poirier** and defensive tackle **Uso Seumalo**. Additionally, two players transferred to K-State for their Super Senior year in wide receiver **Dante Cephas** and quarterback **Ta'Quan Roberson**.

NEW FACES IN NEW PLACES

- Kansas State welcomes in 11 Division I transfers with six on offense, four on defense and one specialist. Four of the transfers have multiple years of eligibility remaining, while four of the 11 came from Power 5 schools.
- The incoming transfers for 2024 include defensive end **Travis Bates** (Austin Peay), long snapper **Keane Bessert** (Wisconsin), wide receiver **Dante Cephas** (Penn State/Kent State), cornerback **Jordan Dunbar** (Rice), running back **Dylan Edwards** (Colorado), offensive lineman **Easton Kilty** (North Dakota), linebacker **Alec Marengo** (New Mexico), wide receiver **Quenton Rice** (BYU), safety **Jordan Riley** (Ball State), quarterback **Ta'Quan Roberson** (UConn/Penn State) and tight end **Justin Wolf** (Wagner).

ACADEMIC NOTES THESE CATS ARE SMART

- Not only has Kansas State put in hard work on the field, but also in the classroom as the Wildcats have been one of the Big 12s best over the better part of a decade.
- Since 2014, K-State has accumulated a Big 12-leading 313 Academic All-Big 12 selections, which is 37 more than the next closest program (Iowa State).
- The Wildcats have produced at least 24 Academic All-Big 12 performers every year since 2014, including a school record 45 selections in 2023. Last year's total included a school-record 38 first-team performers.

ACADEMIC ALL-BIG 12 HONORS SINCE 2014

Rk.	School	All-Big 12 Honors
1.	K-State	313
2.	Iowa State	276
3.	Oklahoma State	273
4.	Kansas	243
5.	Baylor	241

ON A NATIONAL STAGE

- Kansas State has had six players named finalist for the Campbell Trophy – often referred to as the “Academic Heisman” since 2011, five of which went on to either be drafted or sign NFL free agent contracts.
- The first in the span was defensive back Tysyn Hartman in 2011, who went on to play for the Kansas City Chiefs. Tyler Lockett – currently of the Seattle Seahawks – was a finalist in 2014 before the Wildcats had offensive linemen in back-to-back years named finalists in Dalton Risner in 2018 and Adam Holtorf in 2019. The former was a second-round draft pick by the Denver Broncos and is currently with the Minnesota Vikings. In 2022, quarterback Adrian Martinez – currently with the New York Jets – was a finalist.
- Last year, the Cats were represented Cooper Beebe was named a finalist before being drafted in the second round by Dallas.
- The Campbell Trophy, generally referred to as the “Academic Heisman,” is awarded to the nation's top football scholar-athlete by the National Football Foundation.

2024 HONOR ROLL

DANTE CEPHAS • SENIOR • WIDE RECEIVER

- Senior Bowl watch list
- East-West Shrine Bowl watch list

DYLAN EDWARDS • SOPHOMORE • RUNNING BACK

- Paul Hornung Award watch list

KEENAN GARBER • SENIOR • CORNERBACK

- East-West Shrine Bowl watch list

DJ GIDDENS • JUNIOR • RUNNING BACK

- Maxwell Award watch list
- Doak Walker Award watch list
- Senior Bowl watch list

AVERY JOHNSON • SOPHOMORE • QUARTERBACK

- Maxwell Award watch list
- Top 100 Players for 2024 – No. 93 (ESPN)

KEAGAN JOHNSON • JUNIOR • WIDE RECEIVER

- East-West Shrine Bowl watch list

EASTON KILTY • SENIOR • OFFENSIVE LINE

- Senior Bowl watch list
- East-West Shrine Bowl watch list

AUSTIN MOORE • SENIOR • LINEBACKER

- Bednarik Award watch list
- Wuerffel Trophy watch list

BRENDAN MOTT • SENIOR • DEFENSIVE END

- East-West Shrine Bowl watch list

HADLEY PANZER • SENIOR • OFFENSIVE LINE

- Senior Bowl watch list
- East-West Shrine Bowl watch list

JACOB PARRISH • JUNIOR • CORNERBACK

- Senior Bowl watch list

JORDAN RILEY • SENIOR • SAFETY

- East-West Shrine Bowl watch list

USO SEUMALO • SENIOR • DEFENSIVE TACKLE

- East-West Shrine Bowl watch list
- Polynesian College Football Player of the Year Award watch list

MARQUES SIGLE • SENIOR • SAFETY

- Senior Bowl watch list
- East-West Shrine Bowl watch list

CARVER WILLIS • SENIOR • OFFENSIVE LINE

- East-West Shrine Bowl watch list



OPPONENT BREAKDOWN



JASON SIMPSON

Overall Record: 115-87
Overall Season: 19th
Record at UTM: 115-87
Season at UTM: 19th

UT MARTIN STATISTICAL LEADERS (2023)

RUSHING						
	Att	Net	Avg	TD	Lg	YPG
Sam Franklin	223	1,386	6.2	11	81	126.0
Narkel LeFlore*	70	382	5.5	4	75	34.7
PASSING						
	Cmp	Att	Int	Pct	Yds	TD
Kinkead Dent*	192	353	8	54.4	2,295	25
						208.6
RECEIVING						
	No	Yds	Avg	TD	Long	YPG
DeVonte Tanksley*	54	698	12.9	4	46	63.5
Trevonte Rucker*	37	469	12.7	2	42.6	
DEFENSE						
	Solo	Ast	Total	TFL-Yds	Sacks-Yds	INT-Yds
Carson Evans	32	33	65	3.0-5	1.0-2	0-0
Jaylon Sharpe*	36	27	63	6.5-17	2.0-5	0-0
Tevin Shipp*	34	27	61	4.0-17	1.0-12	0-0

* Returning Player

2024 SCHEDULE

Date	Opponent	Time [CT] (TV)/Result
Aug. 31	at K-State	6 p.m. (ESPN+)
Sept. 7	at SEMO*	6 p.m. (ESPN+)
Sept. 14	North Alabama	6 p.m. (ESPN+)
Sept. 21	Missouri State	6 p.m. (ESPN+)
Sept. 28	at Kennesaw State	5 p.m. (ESPN+)
Oct. 5	Gardner-Webb*	2 p.m. (ESPN+)
Oct. 12	at Western Illinois*	3 p.m. (ESPN+)
Oct. 26	Eastern Illinois*	2 p.m. (ESPN+)
Nov. 2	at Tennessee State*	5 p.m. (ESPN+)
Nov. 9	at Charleston Southern*	1 p.m. (ESPN+)
Nov. 16	Tennessee Tech*	2 p.m. (ESPN+)
Nov. 23	Lindenwood*	2 p.m. (ESPN+)

* Ohio Valley/Big South Conference Game

INSIDE THE SERIES

FIRST MEETING

SERIES NOTES

- Saturday marks the first all-time meeting between Kansas State and UT Martin.
- K-State is opening the season against a Ohio Valley/Big South Football Association opponent for a second-straight year after defeating SEMO, 45-0, in 2023.
- The Wildcats are 6-0 all-time against current members of the Ohio Valley/Big 12, going 2-0 against Tennessee Tech and Western Illinois winning their lone matchups against Eastern Illinois and SEMO.

2023 NCAA TEAM RANKINGS



RK	TOTAL	CATEGORY	TOTAL	RK*
11	204.1	Rushing Offense	223.0	8
53	241.2	Passing Offense	216.8	49
23	445.2	Total Offense	439.8	7
10	37.1	Scoring Offense	31.7	20
54	147.5	Rushing Defense	96.3	6
68	225.1	Passing Defense	254.9	112
57	372.5	Total Defense	351.2	53
26	21.0	Scoring Defense	24.0	37
11	.479	3rd Down Offense	.411	41
11	.302	3rd Down Defense	.328	15
30	.892	Red Zone Offense	.800	62
30	.788	Red Zone Defense	.821	69
91	37.67	Net Punting	40.83	9
107	4.56	Punt Returns	5.35	88
102	18.11	Kickoff Returns	23.30	12
5	0.85	Turnover Margin	-0.73	106
21	31:52	Time of Possession	31:12	30
31	43.69	Penalty Yards	58.91	88

FBS rankings out of 130

* FCS rankings out of 122

2023 BIG 12 STANDINGS

	Overall	Big 12
Texas.....	12-2	8-1
Oklahoma State.....	10-4	7-2
Oklahoma.....	10-3	7-2
Kansas State.....	9-4	6-3
West Virginia.....	9-4	6-3
Iowa State.....	7-6	6-3
Kansas.....	9-4	5-4
Texas Tech.....	7-6	5-4
UCF.....	6-7	3-6
TCU.....	5-7	3-6
BYU.....	5-7	2-7
Houston.....	4-8	2-7
Baylor.....	3-9	2-7
Cincinnati.....	3-9	1-8

THIS WEEK IN THE BIG 12

THURSDAY, AUGUST 29

New Hampshire at UCF, 6 p.m. (ESPN+)
Lindenwood at Kansas, 7 p.m. (ESPN+)
North Dakota State at Colorado, 7 p.m. (ESPN)
Southern Utah at Utah, 8 p.m. (ESPN+)

FRIDAY, AUGUST 30

TCU at Stanford, 9:30 p.m. (ESPN)

SATURDAY, AUGUST 31

Penn State at West Virginia, 11 a.m. (FOX)
South Dakota State at Oklahoma State, 1 p.m. (ESPN+)
Towson at Cincinnati, 1:30 p.m. (ESPN+)
North Dakota at Iowa State, 2:30 p.m. (FS1)
UT Martin at K-State, 6 p.m. (ESPN+)
Tarleton at Baylor, 6 p.m. (ESPN+)
UNLV at Houston, 6 p.m. (FS1)
Abilene Christian at Texas Tech, 6:30 p.m. (ESPN+)
Southern Illinois at BYU, 7 p.m. (ESPN+)
New Mexico at Arizona, 9:30 p.m. (ESPN)
Wyoming at Arizona State, 9:30 p.m. (FS1)

NEXT WEEK IN THE BIG 12

FRIDAY, SEPTEMBER 6

BYU at SMU, 6 p.m. (ESPN2)

SATURDAY, SEPTEMBER 7

Kansas State at Tulane, 11 a.m. (ESPN or ESPN2)
Pittsburgh at Cincinnati, 11 a.m. (ESPN or ESPN2)
Arkansas at Oklahoma State, 11 a.m. (ABC)
Baylor at Utah, 2:30 p.m. (FOX)
Iowa State at Iowa, 2:30 p.m. (CBS)
Albany at West Virginia, 5 p.m. (ESPN+)
Sam Houston at UCF, 5:30 p.m. (ESPN+)
Kansas at Illinois, 60 p.m. (FS1)
Colorado at Nebraska, 6:30 p.m. (NBC)
Houston at Oklahoma, 6:45 p.m. (SEC Network)
LIU at TCU, 7 p.m. (ESPN+)
Texas Tech at Washington State, 9 p.m. (FOX)
Northern Arizona at Arizona, 9 p.m. (ESPN+)
Mississippi State at Arizona State, 9:30 p.m. (ESPN)



UT MARTIN

O-O, O-O OVC

Date	Opponent	Time (TV)/Result
Aug. 31	at K-State	6 p.m. (ESPN+)
Sept. 7	at SEMO*	7 p.m. (ESPN+)
Sept. 14	North Alabama	6 p.m. (ESPN+)
Sept. 21	Missouri State	6 p.m. (ESPN+)
Sept. 28	at Kennesaw State	5 p.m. (ESPN+)
Oct. 5	Gardner-Webb*	2 p.m. (ESPN+)
Oct. 12	at Western Illinois*	3 p.m. (ESPN+)
Oct. 26	Eastern Illinois*	2 p.m. (ESPN+)
Nov. 2	at Tennessee State*	5 p.m. (ESPN+)
Nov. 9	at Charleston Southern*	1 p.m. (ESPN+)
Nov. 16	Tennessee Tech*	2 p.m. (ESPN+)
Nov. 23	Lindenwood*	2 p.m. (ESPN+)

* Ohio Valley/Big South Conference Game



TULANE

O-O, O-O AAC

Date	Opponent	Time (TV)/Result
Aug. 29	Southeastern Louisiana	7 p.m. (ESPN+)
Sept. 7	K-State	11 a.m. (ESPN or ESPN2)
Sept. 14	at Oklahoma	2:30 p.m. (ESPN or ESPN2)
Sept. 21	at Louisiana	TBA
Sept. 28	South Florida*	TBA
Oct. 5	at UAB*	TBA
Oct. 19	Rice*	TBA
Oct. 26	at North Texas*	TBA
Oct. 31	at Charlotte*	6:30 p.m. (ESPN)
Nov. 9	Temple*	TBA
Nov. 16	at Navy*	11 a.m.
Nov. 28	Memphis*	6:30 p.m. (ESPN)

* American Athletic Conference Game



ARIZONA

O-O, O-O Big 12

Date	Opponent	Time (TV)/Result
Aug. 31	New Mexico	9:30 p.m. (ESPN)
Sept. 7	Northern Arizona	9 p.m. (ESPN+)
Sept. 13	at K-State	7 p.m. (FOX)
Sept. 28	at Utah*	TBA
Oct. 5	Texas Tech*	TBA
Oct. 12	at BYU*	TBA
Oct. 19	Colorado*	TBA
Oct. 26	West Virginia*	TBA
Nov. 2	at UCF*	TBA
Nov. 15	Houston*	9:15 p.m. (FS1)
Nov. 23	at TCU*	TBA
Nov. 30	Arizona State*	TBA

* Big 12 Conference Game



BYU

O-O, O-O Big 12

Date	Opponent	Time (TV)/Result
Aug. 31	Southern Illinois	7 p.m. (ESPN+)
Sept. 6	at SMU	6 p.m. (ESPN2)
Sept. 14	at Wyoming	8 p.m. (CBSSN)
Sept. 21	K-State*	TBA
Sept. 28	at Baylor*	TBA
Oct. 12	Arizona*	TBA
Oct. 18	Oklahoma State*	9:15 p.m. (ESPN)
Oct. 26	at UCF*	TBA
Nov. 9	at Utah*	TBA
Nov. 16	Kansas*	TBA
Nov. 23	at Arizona State*	TBA
Nov. 30	Houston*	TBA

* Big 12 Conference Game



OKLAHOMA STATE

O-O, O-O Big 12

Date	Opponent	Time (TV)/Result
Aug. 31	South Dakota State	1 p.m. (ESPN+)
Sept. 7	Arkansas	11 a.m. (ABC)
Sept. 14	at Tulsa	11 a.m. (ESPN2)
Sept. 21	Utah*	TBA
Sept. 28	at K-State*	TBA
Oct. 5	West Virginia*	TBA
Oct. 18	at BYU*	9:15 p.m. (ESPN)
Oct. 26	at Baylor*	TBA
Nov. 2	Arizona State*	TBA
Nov. 9	at TCU*	TBA
Nov. 23	Texas Tech*	TBA
Nov. 29	at Colorado*	11 a.m. (ABC)

* Big 12 Conference Game



COLORADO

O-O, O-O Big 12

Date	Opponent	Time (TV)/Result
Aug. 29	North Dakota State	7 p.m. (ESPN)
Sept. 7	at Nebraska	6:30 p.m. (NBC)
Sept. 14	at Colorado State	6:30 p.m. (CBS)
Sept. 21	Baylor*	TBA
Sept. 28	at UCF*	TBA
Oct. 12	K-State*	TBA
Oct. 19	at Arizona*	TBA
Oct. 26	Cincinnati*	TBA
Nov. 9	at Texas Tech*	TBA
Nov. 16	Utah*	TBA
Nov. 23	at Kansas*	TBA
Nov. 29	Oklahoma State*	11 a.m. (ABC)

* Big 12 Conference Game



WEST VIRGINIA

O-O, O-O Big 12

Date	Opponent	Time (TV)/Result
Aug. 31	Penn State	11 a.m. (FOX)
Sept. 7	Albany	7 p.m. (ESPN+)
Sept. 14	at Pittsburgh	2:30 p.m. (ESPN or ESPN2)
Sept. 21	Kansas*	TBA
Oct. 5	at Oklahoma State*	TBA
Oct. 12	Iowa State*	TBA
Oct. 19	K-State*	TBA
Oct. 26	at Arizona*	TBA
Nov. 9	at Cincinnati*	TBA
Nov. 16	Baylor*	TBA
Nov. 23	UCF*	TBA
Nov. 30	at Texas Tech*	TBA

* Big 12 Conference Game



KANSAS

O-O, O-O Big 12

Date	Opponent	Time (TV)/Result
Aug. 29	Lindenwood	7 p.m. (ESPN+)
Sept. 7	at Illinois	6 p.m. (FS1)
Sept. 13	UNLV	6 p.m. (ESPN)
Sept. 21	at West Virginia*	TBA
Sept. 28	TCU*	TBA
Oct. 5	at Arizona State*	TBA
Oct. 19	Houston*	TBA
Oct. 26	at K-State*	TBA
Nov. 9	Iowa State*	TBA
Nov. 16	at BYU*	TBA
Nov. 23	Colorado*	TBA
Nov. 30	at Baylor*	TBA

* Big 12 Conference Game



HOUSTON

O-O, O-O Big 12

Date	Opponent	Time (TV)/Result
Aug. 31	UNLV	6 p.m. (FS1)
Sept. 7	at Oklahoma	6:45 p.m. (SEC Network)
Sept. 14	Rice	7 p.m. (ESPN+)
Sept. 21	at Cincinnati*	TBA
Sept. 28	Iowa State*	TBA
Oct. 4	at TCU*	6:30 p.m. (ESPN)
Oct. 19	at Kansas*	TBA
Oct. 26	Utah*	TBA
Nov. 2	K-State*	TBA
Nov. 15	at Arizona*	9:15 p.m. (FS1)
Nov. 23	Baylor*	TBA
Nov. 30	at BYU*	TBA

* Big 12 Conference Game



ARIZONA STATE

O-O, O-O Big 12

Date	Opponent	Time (TV)/Result
Aug. 31	Wyoming	9:30 p.m. (FS1)
Sept. 7	Mississippi State	9:30 p.m. (ESPN)
Sept. 12	at Texas State	6:30 p.m. (ESPN)
Sept. 21	at Texas Tech*	TBA
Oct. 5	Kansas*	TBA
Oct. 11	Utah*	9:30 p.m. (ESPN)
Oct. 19	at Cincinnati*	TBA
Nov. 2	at Oklahoma State*	TBA
Nov. 9	UCF*	TBA
Nov. 16	at K-State*	TBA
Nov. 23	BYU*	TBA
Nov. 30	at Arizona*	TBA

* Big 12 Conference Game



CINCINNATI

O-O, O-O Big 12

Date	Opponent	Time (TV)/Result
Aug. 31	Towson	1:30 p.m. (ESPN+)
Sept. 7	Pittsburgh	11 a.m. (ESPN or ESPN2)
Sept. 14	at Miami (Ohio)	11 a.m. (ESPN)
Sept. 21	Houston*	TBA
Sept. 28	at Texas Tech*	TBA
Oct. 12	at UCF*	TBA
Oct. 19	Arizona State*	TBA
Oct. 26	at Colorado*	TBA
Nov. 9	West Virginia*	TBA
Nov. 16	at Iowa State*	TBA
Nov. 23	at K-State*	TBA
Nov. 30	TCU*	TBA

* Big 12 Conference Game



IOWA STATE

O-O, O-O Big 12

Date	Opponent	Time (TV)/Result
Aug. 31	North Dakota	2:30 p.m. (FS1)
Sept. 7	at Iowa	2:30 p.m. (CBS)
Sept. 21	Arkansas State	1 p.m. (ESPN+)
Sept. 28	at Houston*	TBA
Oct. 5	Baylor*	TBA
Oct. 12	at West Virginia*	TBA
Oct. 19	UCF*	TBA
Nov. 2	Texas Tech*	TBA
Nov. 9	at Kansas*	TBA
Nov. 16	Cincinnati*	TBA
Nov. 23	at Utah*	TBA
Nov. 30	K-State*	TBA

* Big 12 Conference Game



CHRIS KLIEMAN

Head Coach • Sixth Year at K-State

31st Year in Coaching • 12th Year as a Head Coach
Northern Iowa '90, '92

• A culture of selflessness, discipline, toughness and commitment is the cornerstone of a Chris Klieman-led K-State program, and that is what has led the Wildcats to sustained success and the distinction of being the winningest active program in the Big 12 Conference. In five seasons, Klieman has led the Wildcats to a 39-24 record as he is tied for the second most wins in school history.

• Under Klieman's leadership, K-State has won eight or more games in four of the five seasons, the lone exception being the COVID-19 campaign of 2020. No other coach in school history has more wins or eight-plus win seasons in their first five years. In fact, K-State is the only Big 12 program – and one of only 11 Power 4 teams – currently riding a streak of three eight-plus win seasons.

• A 9-4 campaign in 2023 was capped with a victory in the Pop-Tarts Bowl over NC State as the Wildcats finished the year ranked No. 18 in the Associated Press Top 25, No. 19 in the Coaches' poll and No. 25 in the final College Football Playoff Top 25. It marked the second-straight year they were ranked in the final poll, doing so for the first time since 2011 and 2012. Additionally, it was the first time in the 10-year history of the CFP Top 25 that K-State has landed in the final poll in two-straight seasons.

• The Wildcats saw 30 players earn All-Big 12 recognition in 2023, the third-most of any program. Leading the way was Consensus All-American Cooper Beebe, who became the first offensive lineman in school history to earn the honor. It marked the third-straight year a Wildcat earned Consensus All-America status, the longest stretch since going five-straight years from 1995 through 1999.

• It only took year four for a milestone to be reached at K-State as the Wildcats captured the 2022 Big 12 Championship – the fourth league title in school history and first since 2012 – and the Wildcats finished the season with a 10-4 record, the 11th double-digit victory campaign in school history. K-State finished No. 9 in the final College Football Playoff Top 25, the Wildcats' second-highest ranking ever in the CFP era and the highest for the final poll. K-State also ranked No. 14 in the final Associated Press Top 25 and Coaches' Poll, the highest final ranking since 2012.

• The Wildcats' championship campaign was spearheaded by a school-record three victories over teams that were ranked in the top 10 of the AP Top 25, culminating with a 31-28 overtime victory over No. 3 TCU in the Big 12 Championship. In fact, since Klieman took over the reins of the K-State program in 2019, the Wildcats have five wins over teams ranked in the top 10 of the AP Top 25, the most victories over AP Top 10 teams by any active Big 12 program over that span.

• Under Klieman's watch, running back Deuce Vaughn became just the second player in school history to earn back-to-back Consensus All-America honors. Vaughn was one of three players to earn First Team All-America accolades – the most by K-State in a single season since 2003 – and one of five overall All-Americans – the most since 2012.

• The other two First Team All-Americans also earned individual awards from the Big 12 coaches as Felix Anudike-Uzomah was named the Big 12 Defensive Player of the Year and Big 12 Defensive Lineman of the Year, while Beebe was the Big 12 Offensive Lineman of the Year. In all, Klieman helped produce 17 All-Big 12 performers, the most by K-State since 2012.

• Thanks to his 39 wins in Manhattan, Klieman holds a career head coaching record of 111-36 as his 75.0% winning percentage ranks third among current FBS coaches that have led programs for at least 10 seasons, trailing only Clemson's Dabo Swinney (79.8%) and Indiana's Curt Cignetti (77.3%).

• Under Klieman, 10 Wildcats have been selected in the NFL Draft, including seven in the past two years. In fact, Felix Anudike-Uzomah was selected in the first round (No. 31) and Julius Brents was picked in the second round (No. 44) of the 2023 NFL Draft, marking the first time in school history two Wildcats were taken within the first 44 picks of an NFL Draft.

• Not only has Klieman's tenure produced success on the field, but with his mantra of "how you do one thing is how you do everything" has come success in the classroom. Over Klieman's first five seasons, K-State as a combined 178 Academic All-Big 12 honors – the second most in the conference during that timeframe – which includes a school record 45 in 2023. Additionally, the Wildcats boast three National Football Foundation National Scholar-Athletes under Klieman in Adam Holtorf (2019), Adrian Martinez (2022) and Cooper Beebe (2023).

• Prior to arriving at K-State, Klieman capped his five-year stint as head coach at North Dakota State by winning his fourth national championship in 2018. He tied Jim Tressel (Youngstown State) for the most FCS National Championships as a head coach, while he was a part of seven national championships at NDSU, which was the most in FCS history at the time of his departure.

• Klieman guided the 2018 Bison to a perfect 15-0 record, just the fifth team in FCS history to go undefeated and untied on the way to a national championship. North Dakota State also claimed that feat in 2013 when Klieman as the defensive coordinator.

• The Bison won the Missouri Valley Football Conference each of his five years as head coach and put together a collective 36-4 (90.0%) record against conference foes during that time. He was named the Bruce Craddock MVFC Coach of the Year in 2017, while he was the 2014 Rawlings Football/American Football Monthly FCS Coach of the Year and the 2018 AFCA Region 4 FCS Coach of the Year.

• Klieman was a three-time All-Gateway Conference defensive back at Northern Iowa and four-year letterwinner from 1986 to 1990. He graduated from UNI in 1990 with a bachelor's degree in health education and a master's degree in physical education in 1992.

• Klieman and his wife, Rhonda, are parents of two sons, Devin and Colby, and one daughter, Haley. Devin is the safeties coach at North Dakota State and Colby is a junior defensive back at Kansas Wesleyan.

For a complete bio, visit www.k-statesports.com/coachklieman

KLIEMAN'S YEAR-BY-YEAR RECORD

Year	School	Overall	Home	Away	Neutral	Conf.	Finish	Postseason
2005	Loras College	3-7	2-3	1-4	0-0	2-6	7th	None
2014	North Dakota State	15-1	9-0	5-1	1-0	7-1	t1st	FCS Champions
2015	North Dakota State	13-2	8-1	4-1	1-0	7-1	t1st	FCS Champions
2016	North Dakota State	12-2	7-2	5-0	0-0	7-1	t1st	FCS Semifinals
2017	North Dakota State	14-1	9-0	4-1	1-0	7-1	1st	FCS Champions
2018	North Dakota State	15-0	10-0	4-0	1-0	8-0	1st	FCS Champions
2019	Kansas State	8-5	5-2	3-2	0-1	5-4	t3rd	Liberty Bowl
2020	Kansas State	4-6	2-3	2-3	0-0	4-5	7th	None
2021	Kansas State	8-5	4-3	2-2	2-0	4-5	t5th	Texas Bowl Champions
2022	Kansas State	10-4	5-2	4-1	1-1	7-2	1st	Sugar Bowl
2023	Kansas State	9-4	6-1	2-3	1-0	6-3	t4th	Pop-Tarts Bowl Champions

THE KLIEMAN FILE

Hometown:	Waterloo, Iowa
Spouse:	Rhonda
Children:	Devin, Haley, Colby

EDUCATION

Bachelor's Degree in Health Education (Northern Iowa, 1990)
Master's Degree in Physical Education (Northern Iowa, 1992)

PLAYING EXPERIENCE

Northern Iowa, Defensive Back (1986-90)

COACHING EXPERIENCE

Year(s)	Position	School
1991-92	Graduate Assistant	Northern Iowa
1993	Defensive Backs	Northern Iowa
1994-96	Defensive Backs	Western Illinois
1997	Graduate Assistant	Kansas
1999	Defensive Backs	Missouri State
2002-04	Defensive Coordinator	Loras College
2005	Head Coach	Loras College
2006-07	Defensive Backs	Northern Iowa
2008	Co-Defensive Coordinator/DB	Northern Iowa
2009-10	Defensive Coordinator/DB	Northern Iowa
2011	Defensive Backs	North Dakota State
2012-13	Defensive Coordinator/DB	North Dakota State
2014-18	Head Coach	North Dakota State
2019-24	Head Coach	Kansas State

RECORD VS. D1 OPPONENTS

Opponent	W	L	PCT
Alabama	0	1	.000
Arizona	FIRST MEETING		
Arizona State	FIRST MEETING		
Arkansas State	0	1	.000
Baylor	2	3	.400
Bowling Green	1	0	1.000
BYU	FIRST MEETING		
Cal Poly	1	0	1.000
Charleston Southern	1	0	1.000
Cincinnati	FIRST MEETING		
Coastal Carolina	1	0	1.000
Colgate	1	0	1.000
Colorado	FIRST MEETING		
Delaware	1	0	1.000
Eastern Washington	3	0	1.000
Houston	1	0	1.000
Illinois State	4	0	1.000
Incarinate Word	1	0	1.000
Indiana State	4	0	1.000
Iowa	1	0	1.000
Iowa State	3	3	.500
Jacksonville State	1	0	1.000
James Madison	1	1	.500
Kansas	5	0	1.000
LSU	1	0	1.000
Mississippi State	1	0	1.000
Mississippi Valley State	1	0	1.000
Missouri	1	1	.500
Missouri State	5	0	1.000
Montana	2	0	1.000
Montana State	0	1	.500
Navy	0	1	.000
Nevada	1	0	1.000
Nicholls	1	0	1.000
North Alabama	1	0	1.000
NC State	1	0	1.000
North Dakota	1	0	1.000
Northern Iowa	5	1	.833
Oklahoma	3	1	.750
Oklahoma State	1	4	.200
Richmond	1	0	1.000
Robert Morris	1	0	1.000
Sam Houston State	2	0	1.000
San Diego	2	0	1.000
South Dakota	5	1	.833
South Dakota State	6	2	.750
Southeast Missouri	1	0	1.000
Southern Illinois	4	0	1.000
Stanford	1	0	1.000
TCU	5	1	.833
Texas	0	5	.000
Texas Tech	5	0	1.000
Troy	1	0	1.000
Tulane	0	1	.000
UCF	1	0	1.000
UT Martin	FIRST MEETING		
Weber State	2	0	1.000
West Virginia	2	2	.500
Western Illinois	5	0	1.000
Wofford	1	0	1.000
Youngstown State	5	0	1.000



KLIEMAN RECORD BREAKDOWN

Overall	111-37 (.750)
Overall (K-State).....	39-24 (.619)
Home (Overall)	67-17 (.798)
Home (K-State).....	22-11 (.667)
Away (Overall).....	36-18 (.667)
Away (K-State).....	13-11 (.542)
Neutral	8-2 (.800)
Neutral (K-State).....	4-2 (.667)
Conference (Overall)	64-29 (.688)
Conference (K-State).....	26-19 (.578)
Home Conference (Overall).....	33-13 (.717)
Home Conference (K-State).....	15-9 (.625)
Away Conference (Overall).....	31-16 (.660)
Away Conference (K-State).....	11-10 (.524)
Non-Conference (Overall)	47-8 (.855)
Non-Conference (K-State).....	13-5 (.722)
Home Non-Conference (Overall).....	34-3 (.919)
Home Non-Conference (K-State).....	8-2 (.800)
Away Non-Conference (Overall).....	5-3 (.625)
Away Non-Conference (K-State).....	7-1 (.500)
Neutral Non-Conference	8-2 (.800)
Neutral Non-Conference (K-State).....	4-2 (.667)
Coming Off a Win*.....	85-21 (.802)
at K-State*.....	24-14 (.632)
Coming Off a Loss*.....	17-13 (.567)
at K-State*.....	11-8 (.579)
Coming Off a Bye *.....	20-5 (.800)
at K-State	3-5 (.375)
In August	3-1 (.750)
In September	28-8 (.778)
In October	35-10 (.778)
In November	24-14 (.632)
In December	16-4 (.800)
In January	5-0 (1.000)
Tuesday.....	1-1 (.500)
Thursday	1-0 (1.000)
Friday.....	4-2 (.667)
Saturday	105-34 (.755)
Scoring First	84-15 (.848)
at K-State	34-8 (.810)
Opponent Scores First	27-22 (.551)
at K-State	5-16 (.238)
Leading at Halftime	91-11 (.892)
at K-State	33-7 (.825)
Behind at Halftime.....	13-25 (.342)
at K-State	5-16 (.238)
Tied at Halftime	7-1 (.875)
at K-State	1-1 (.500)
Overtime	4-1 (.800)
Outgain Opponent	96-7 (.932)
at K-State	26-5 (.839)
Outgained by Opponent.....	15-29 (.341)
at K-State	13-18 (.419)
Total Yardage Equal	0-1 (.000)
at K-State	0-1 (.000)
Win Turnover Battle	75-12 (.862)
at K-State	29-6 (.829)
Lose Turnover Battle	17-18 (.486)
at K-State	4-14 (.222)
Equal Turnovers	19-7 (.731)
at K-State	6-4 (.600)
With 100-Yard Rusher.....	67-7 (.905)
at K-State	27-7 (.788)
Scoring a Defensive Touchdown.....	18-0 (1.000)
at K-State	4-0 (1.000)
Scoring a Special Teams Touchdown.....	12-4 (.750)
at K-State	7-3 (.700)

* In Season Only

LORAS COLLEGE

2005 (3-7/2-6 IIAC)

Date	Opponent	Score	W / L
9/3	Concordia (Ill.).....	48-3	W
9/10	at No. 22 St. Ambrose	28-29	L
9/17	at Buena Vista	0-14	L
9/24	Central College	0-21	L
10/1	at Cornell College.....	27-14	W
10/15	Simpson College.....	15-7	W
10/2	Wartburg College.....	10-14	L
10/29	at Luther College.....	19-22	L
11/5	Coe College.....	14-24	L
11/12	at Dubuque.....	18-20	L

NORTH DAKOTA ST.

2014 (15-1/7-1 MVFC)

MVFC Champions

FCS National Champions

Date	Opponent	Score	W / L
8/30	at Iowa State	34-14	W
9/6	at Weber State	24-7	W
9/13	Incarnate World	58-0	W
9/20	No. 3 Montana	22-10	W
10/4	at Western Illinois	17-10	W
10/11	No. 12 Southern Illinois	38-10	W
10/18	No. 22 Indiana State	34-17	W
10/25	at South Dakota	47-7	W
11/1	No. 18 South Dakota St.....	37-17	W
11/8	at No. 19 N. Iowa	3-23	L
11/15	at Missouri State.....	45-10	W
11/22	No. 20 Youngstown St.....	38-14	W

NCAA FCS Second Round

NCAA FCS Quarterfinal

NCAA FCS Semifinal

NCAA Division I Championship (Frisco, Texas)

1/10 No. 2 Illinois State.....29-27 W

2015 (13-2/7-1 MVFC)

MVFC Champions

FCS National Champions

Date	Opponent	Score	W / L
8/29	at No. 12 Montana State.....	35-38	L
9/12	Weber State	41-14	W
9/19	North Dakota	34-9	W
10/3	at No. 5 South Dakota St.....	28-7	W
10/10	No. 10 Northern Iowa	31-28	W
10/17	South Dakota	21-24	L
10/24	at No. 18 Indiana State	28-14	W
10/31	at Southern Illinois	35-29	W
11/7	Western Illinois	59-7	W
11/14	at No. 20 Youngstown St.....	27-24	W
11/21	Missouri State.....	55-0	W

NCAA FCS Second Round

NCAA FCS Quarterfinal

NCAA FCS Semifinal

NCAA Division I Championship (Frisco, Texas)

1/9 No. 1 Jacksonville State.....37-10 W

2016 (12-2/7-1 MVFC)

MVFC Champions

FCS National Champions

Date	Opponent	Score	W / L
8/27	No. 6 Charleston Southern.....	24-17 (OT)	W
9/10	No. 8 Eastern Washington.....	50-44 (OT)	W
9/17	at No. 11 Iowa	23-21	W
10/1	No. 18 Illinois State.....	31-10	W
10/8	at Missouri State.....	27-3	W
10/15	No. 11 South Dakota St.....	17-19	L
10/22	at No. 12 Western Illinois.....	21-13	W
10/29	at Northern Iowa	24-20	W
11/5	No. 13 Youngstown State.....	24-3	W
11/12	Indiana State	41-17	W
11/19	at South Dakota	28-21	W

NCAA FCS Second Round

NCAA FCS Quarterfinal

NCAA FCS Semifinal

12/10 No. 7 South Dakota State.....36-10 W

12/18 No. 5 James Madison.....17-27 L

2017 (14-1/7-1 MVFC)

MVFC Champions

FCS National Champions

Date	Opponent	Score	W / L
9/2	Mississippi Valley State.....	72-7	W
9/9	at No. 6 E. Washington.....	40-13	W
9/23	Robert Morris	56-0	W
9/30	Missouri State.....	38-11	W
10/7	at Indiana State	52-0	W
10/14	at No. 8 Youngstown St.....	27-24 (OT)	W
10/21	No. 10 Western Illinois.....	24-12	W
10/28	No. 25 Northern Iowa	30-14	W
11/4	at No. 8 South Dakota St.....	21-33	L
11/11	No. 10 South Dakota	49-14	W
11/18	at No. 21 Illinois State.....	20-7	W

NCAA FCS Second Round

NCAA FCS Quarterfinal

NCAA FCS Semifinal

NCAA Division I Championship (Frisco, Texas)

1/6 No. 1 James Madison.....17-13 W

2018 (15-0/8-0 MVFC)

MVFC Champions

FCS National Champions

Date	Opponent	Score	W / L
9/1	Cal Poly.....	49-3	W
9/15	North Alabama	38-7	W
9/22	Delaware	38-10	W
9/29	No. 3 South Dakota State.....	21-17	W
10/6	at No. 22 Northern Iowa.....	56-31	W
10/13	at Western Illinois.....	34-7	W
10/20	Illinois State.....	28-14	W
10/27	at South Dakota.....	59-14	W
11/3	Youngstown State.....	17-7	W
11/10	at Missouri State.....	48-7	W
11/17	Southern Illinois.....	65-17	W

NCAA FCS Second Round

NCAA FCS Quarterfinal

NCAA FCS Semifinal

NCAA Division I Championship (Frisco, Texas)

11/5 No. 3 Eastern Washington.....38-24 W

KANSAS STATE

2019 (8-5/5-4 Big 12)

Liberty Bowl

Date	Opponent	Score	W / L
8/31	Nicholls.....	49-14	W
9/7	Bowling Green.....	52-0	W
9/14	at Mississippi State.....	31-24	W
9/28	at Oklahoma State.....	13-26	L
10/5	Baylor	12-31	L
10/19	TCU	24-17	W
10/26	No. 5 Oklahoma	48-41	W
11/2	at Kansas	38-10	W
11/9	at Texas.....	24-27	L
11/16	West Virginia	20-24	L
11/23	at Texas Tech.....	30-27	W
11/30	No. 23 Iowa State.....	27-17	W
12/31	No. 23 Navy	17-20	L

2020 (4-6/4-5 Big 12)

Date	Opponent	Score	W / L
9/12	Arkansas State	31-35	L
9/26	at No. 3 Oklahoma	38-35	W
10/3	Texas Tech.....	31-21	W
10/10	at TCU	21-14	W
10/24	Kansas.....	55-14	W
10/31	at West Virginia.....	10-37	L
11/7	No. 14 Oklahoma State	18-20	L
11/21	at No. 17 Iowa State.....	45-0	L
11/28	at Baylor	31-32	L
12/5	Texas.....	31-69	L

2021 (8-5/4-5 Big 12)

Texas Bowl Champions

Date	Opponent	Score	W / L
9/4	vs. Stanford (Arlington, Texas)	24-7	W
9/11	Southern Illinois	31-23	W
9/18	Nevada	38-17	W
9/25	at Oklahoma State.....	20-31	L
10/2	No. 6 Oklahoma	31-37	L
10/16	Iowa State	20-33	L
10/23	at Texas Tech	25-24	W
11/30	TCU	31-12	W
11/6	at Kansas	35-10	W
11/13	West Virginia	34-17	W
11/20	No. 11 Baylor	10-20	L
11/26	at Texas.....	17-22	L

TaxAct Texas Bowl (Houston, Texas)

1/4 LSU.....42-20 W

2022 (10-4/7-2 Big 12)

Big 12 Champions

Sugar Bowl

Date	Opponent	Score	W / L
9/3	South Dakota.....	34-0	W
9/10	Missouri.....	40-12	W
9/17	Tulane.....	10-17	L
9/24	at No. 6 Oklahoma	41-34	W
10/1	Texas Tech	37-28	W
10/8	at Iowa State	10-9	W
10/22	at No. 8 TCU.....	28-38	L
10/29	No. 9 Oklahoma State	48-0	W
11/5	Texas.....	27-34	L
11/12	at Baylor	31-3	W
11/19	at West Virginia.....	48-31	W
11/26	Kansas.....	47-27	W

Dr. Pepper Big 12 Championship (Arlington, Texas)

12/3 No. 3 TCU.....31-28 (OT) W

Allstate Sugar Bowl (New Orleans, La.)

12/31 No. 5 Alabama.....20-45 L

2023 (9-4/6-3 Big 12)

Date	Opponent	Score	W / L
9/2	SEMO.....	45-0	W
9/9	Troy.....	42-13	W
9/16	at Missouri.....	27-30	L
9/23	UCF.....	44-31	W
10/6	at Oklahoma State.....	21-29	L
10/14	at Texas Tech	38-21	W
10/21	TCU	41-3	W
10/28	Houston.....	41-0	W
11/4	at Texas.....	30-33 (OT)	L
11/11	Baylor.....	59-25	W
11/18	at Kansas.....	31-27	W
11/25	Iowa State.....	35-42	L

Pop-Tarts Bowl (Orlando, Fla.)

12/28 No. 19 NC State.....28-19 W



GAMEDAY: FIELD

MATT WELLS

Associate Head Coach/QBs • Houston '96
28th Year in Coaching • First Year at K-State

- In his first season at K-State coaching the quarterbacks while also serving as the co-offensive coordinator and associate head coach.
- In his 28th year in coaching, which includes nine seasons as a head coach at Utah State (2013-18) and Texas Tech (2019-21).
- Coached Jordan Love at Utah State, who went on to become a First Round NFL Draft choice by Green Bay.
- Left Utah State as the second-winningest coach in school history and led the Aggies to multiple bowl wins.
- Has spent time throughout his career working with quarterbacks, wide receivers and tight ends.



GAMEDAY: FIELD

VAN MALONE

Assistant Head Coach/CBs • Houston '02
26th Year in Coaching • Sixth Year at K-State

- In his sixth season coaching the K-State cornerbacks and added the titles of assistant head coach and defensive pass game coordinator prior to the 2020 campaign.
- Has tutored six All-Big 12 cornerbacks during his five years.
- Coached Juju Brents, who was the 44th overall selection in the 2023 NFL Draft by the Indianapolis Colts – the highest Wildcat CB drafted since Terence Newman in 2003 (No. 5).
- Also coached Ekow Boye-Doe, who signed a rookie free agent contract with Kansas City and helped the Chiefs win Super Bowl LVIII.
- Named the 2023 Big 12 Cornerbacks Coach of the Year by Our Coaching Network.



GAMEDAY: FIELD

JOE KLANDERMAN

Defensive Coord./Safeties • Minnesota State '01
23rd Year in Coaching • Sixth Year at K-State

- In his sixth season coaching the safeties and fifth as the defensive coordinator.
- Spearheaded a complete overhaul of the defense prior to 2021, going from a four-man front to conducting a 3-3-5 structure for the first time in his career.
- The Wildcats have ranked in the top four of the Big 12 in both total yards and points allowed each of the last three seasons, their longest streak since 2000-03.
- K-State has averaged 21.3 allowed points per game over the last three seasons – a span of 40 games – to rank 20th nationally, 15th among Power 4 teams and second in the Big 12.



GAMEDAY: BOOTH

CONOR RILEY

Offensive Coordinator/Offensive Line • Omaha '03
22nd Year in Coaching • Sixth Year at K-State

- In his sixth season as the offensive line coach and first as offensive coordinator as he took over in January after serving as the interim coordinator for the Pop-Tarts Bowl.
- Has been an integral part of a staff that has helped produce 34.6 points per game over the last two seasons to rank 19th in the nation and third among returning Big 12 teams.
- Has produced 15 All-Big 12 offensive linemen at K-State, which includes a three-time First Team All-Big 12 selection and the school's first Consensus All-American offensive linemen, Cooper Beebe.
- Beebe was named the 2022 and 2023 Big 12 Offensive Lineman of the Year.

SUPPORT STAFF**Graduate Assistants**

Will Farrar, Alex Wallace (Offense)
Mikael Bradford, Parker Schrater (Defense)

Analysts/Quality Control

Nate Kaczor (Special Teams Quality Control)
Matt Kardulis (Defensive Quality Control)
Drew Liddle (Offensive Analyst)
Sean Maguire (Offensive Analyst)
David Orloff (Defensive Analyst)

Strength and Conditioning

Truman Carroll (Director of Strength & Conditioning)
Ray Thomas (Assoc. Strength & Conditioning Coach)
Elijah Blackman (Asst. Strength & Conditioning Coach)
Lonnie Maddox (Asst. Strength & Conditioning Coach)
Isaac Lopez (Asst. Strength & Conditioning Coach)

Sports Medicine

Mindy Hoffman (Head FB Athletic Trainer)*
Matt Thomason (Senior Assoc. AD)
Scott Trausch (Director of Sports Diet and Nutrition)
Lance Yancy (Director of Sports Science)
Connor Bennett (Asst. Athletic Trainer)
Matt Greenwald (Asst. Athletic Trainer)

Administration

Hank Jacobs (Director of Football Administration)
Kacey Feldkamp (Director of Football Operations)*
Natalie Crimmins (Program Coordinator)
Taylor Wenger (Football Operations Coordinator)
Joe Hall (Director of Player Development)

Recruiting

Clint Brown (Director of Roster Management)
Taylor Braet (Director of Football Recruiting)
Maddi Gage (Director of On-Campus Recruiting)
Dimitri Donald (Director of Scouting)
Riley Galpin (Asst. Dir. of On-Campus Recruiting)
Zac Cox (Recruiting Operations Assistant)

Coaching Video

Scott Eilert (Director of Video Services)
Brandon Hasselbeck (Asst. Director of Football Video)

Creative

Ron Cook (Director of Football Graphic Design)
Parker Schmitz (Director of Creative Media)
Chandler Mixon (Director of Football Photography)

Equipment

Al Cerbe (Head Equipment Manager)
Preston Flack (Assistant Football Equipment Manager)
Mitchell Mueller (Football Equipment Assistant)

** K-State is one of just two FBS programs (along with Bowling Green) to have females in the roles of Director of Football Operations and Head Football Athletic Trainer.*



GAMEDAY: FIELD

BRIAN ANDERSON

Running Backs • Western Illinois '94
30th Year in Coaching • Sixth Year at K-State

- In his sixth season as the running backs coach and his 30th season in coaching overall.
- Has tutored at least one All-Big 12 running back in each of his first five seasons on staff.
- Coached Deuce Vaughn to consecutive Consensus All-America seasons, the second player in school history to earn the nod in back-to-back years.
- Vaughn, the third player in school history with multiple 1,000-yard seasons, was selected in the 2023 NFL Draft by Dallas.
- Coached DJ Giddens to a 1,000-yard season in 2023 to mark the third-straight season with a 1,000-yard rusher, the longest streak by K-State running backs since 2001-04.



GAMEDAY: FIELD

BRIAN LEPAK (In-PACK)

Tight Ends • Oklahoma '10
11th Year in Coaching • Fourth Year at K-State

- An intelligent young coach with stops at two other Power 5 schools who is in his third year coaching the tight ends.
- Tutored Ben Sinnott to consecutive All-Big 12 First Team accolades in 2022 and 2023.
- Over the last two seasons, Lepak coached Sinnott to top-10 rankings nationally among tight ends in receiving yards (3rd), receptions (4th) and receiving touchdowns (T8th).
- Sinnott was selected in the second round – No. 53 overall – in 2023 by the Washington Commanders.
- Began to groom Garrett Oakley in 2023, who accounted for 154 yards and two touchdowns, the latter tying for the sixth most nationally among freshmen tight ends.



GAMEDAY: FIELD

MATTHEW MIDDLETON

Wide Receivers • Ottawa '08
17th Year in Coaching • Second Year at K-State

- A native Kansan and 16-year coaching veteran who is in his second season at K-State working with the wide receivers.
- During his first year in Manhattan, he helped close the career of Phillip Brooks, who left K-State ranking fourth in school history in career catches (182), seventh in yards (2,127) and tied for seventh in touchdowns (14).
- Under Middleton, Brooks ranked ninth in the Big 12 in catches per game (4.42) in 2023, the first Wildcat wide receiver to rank in the top 10 in the conference in the category since Tyler Lockett (second) and Curry Sexton (fourth) in 2014.
- Came to K-State after five seasons at Kent State, while he has also coached at South Dakota.



GAMEDAY: BOOTH

STEVE STANARD (STAN-oid)

Linebackers • Nebraska '89
37th Year in Coaching • Fifth Year at K-State

- A veteran coach with ties to the Midwest and more than 30 years of coaching experience who is in his fifth season coaching the K-State linebackers.
- Has coached eight linebackers to All-Big 12 honors while at K-State, including two in each of the last three years.
- Saw three linebackers earn All-Big 12 recognition a year ago in Austin Moore (second team), Desmond Purnell (honorable mention) and Austin Romaine (votes for Big 12 Defensive Freshman of the Year).
- Has 20 seasons worth of defensive coordinator experience coming at Nebraska Wesleyan, South Dakota, New Mexico State, Colorado State, Tulane and Wyoming.



GAMEDAY: FIELD

MIKE TUIASOSOPO (TWO-ee-All-so-SO-po)

Defensive Tackles • Pacific Lutheran '89
34th Year in Coaching • Sixth Year at K-State

- A veteran coach with over 30 years of experience who is in his sixth season at K-State.
- Under his leadership, the Wildcats have boasted an All-Big 12 defensive tackle each of the last four years.
- Has helped K-State rank in the top 20 nationally in turn-overs gained each of the last two seasons, doing so for the first time since 1999 and 2000.
- Aided the 2023 defense in ranking 11th nationally in third-down defense (30.2%), while the unit ranked second nationally in red-zone touchdowns allowed (39.4%).
- Coached transfer Timmy Horne to All-Big 12 honors in 2021, as Horne has spent the last two seasons in the NFL.



GAMEDAY: FIELD

BUDDY WYATT

Defensive Ends • TCU '90
34th Year in Coaching • Sixth Year at K-State

- A respected defensive line coach with more than 30 years experience who is in his sixth season at K-State.
- Has tutored defensive ends to seven All-Big 12 honors, including four first-team accolades.
- Led two Wildcats – Khalid Duke (second team) and Brendan Mott (honorable mention) – to All-Big 12 honors in 2023.
- Coached Felix Anudike-Uzomah to All-America honors in 2021 and 2022 in addition to being named the 2022 Big 12 Defensive Player and Defensive Lineman of the Year.
- Anudike-Uzomah went on to be selected in the first round of the 2023 NFL Draft by Kansas City, the Wildcats' first first-round draft selection since 2009.



ALPHABETICAL

NO	NAME	POS
55	Malcolm Alcorn-Crowder	DT
91	Jordan Allen	DE
80	Will Anciaux	TE
3	Blake Barnett	QB
22	Callen Barta	S
75	Holden Bass	DT
39	Travis Bates	DE
53	Drake Bequeaith	OL
17	Mikey Bergeron	S
46	Keane Bessert	LS
8	Ty Bowman	WR
1	Jayce Brown	WR
32	Evan Cantu	RB
66	Michael Capria	OL
14	Dante Cephas	WR
30	Teagan Cobb	P/K
27	Daniel Cobbs	S
16	Jayden Cook	CB
67	Logan Cox	OL
13	Andre Davis	WR
52	Ryan Davis	DE
15	Trae Davis	WR
14	Jet Dineen	S
34	Jordan Dunbar	CB
3	Dylan Edwards	RB
36	Jack Fabris	S
18	Wesley Fair	S
62	Jackson Fullmer	OL
1	Keenan Garber	CB
31	DJ Giddens	RB
51	Will Granger	LB
92	Truman Griffith	DE
13	Joe Hall III	CB
19	Garrett Harstad	TE
70	Gus Hawkins	OL
75	Sam Hecht	OL
72	Ryan Howard	OL
18	Hudson Hutcheson	QB
56	Damian Ilalio	DT
0	Jadon Jackson	WR
4	Joe Jackson	RB
5	Justice James	CB
60	Andrew Johnson	LS
2	Avery Johnson	QB
10	Keagan Johnson	WR
0	Darell Jones	CB
74	Alex Key	OL
71	Easton Kilty	OL
26	Terry Kirksey Jr.	LB
7	Jacob Knuth	QB
84	Isaac Koch	WR
24	Trey Krause	S
56	Andrew Leingang	OL
6	Sterling Lockett	WR
87	Brayden Loftin	TE
20	Alec Marengo	LB
89	Zayden Martinez	WR
73	Kaedin Massey	OL
2	Colby McCalister	S
35	Simon McClannan	K/P
9	Donovan McIntosh	CB
43	Kaden McMahan	LB
81	Andrew Metzger	TE

NO	NAME	POS	HT	WT	YR-EX	HOMETOWN (LAST SCHOOL)
0	# Jadon Jackson	WR	6-1	187	Sr.-2L	Centeron, Ark. (Univ. of Mississippi)
0	# Darell Jones	CB	5-11	180	Jr.-SQ	Coffeyville, Kan. (Field Kindley)
1	# Jayce Brown	WR	6-0	179	So.-1L^	Fort Walton Beach, Fla. (Choctawhatchee)
1	# Keenan Garber	CB	6-0	188	Sr.-4L	Lawrence, Kan. (Free State)
2	# Avery Johnson	QB	6-2	192	So.-1L^	Wichita, Kan. (Maize)
2	# Colby McCalister	S	5-10	200	So.-1L	Houston, Texas (Clear Brook)
3	# Blake Barnett	QB	6-1	228	Fr.-HS^	Erie, Colo. (Erie)
3	# Dylan Edwards	RB	5-9	167	So.-TR^	Derby, Kan. (Univ. of Colorado)
4	# Joe Jackson	RB	6-0	203	Fr.-RS	Haines City, Fla. (Ridge Community)
4	# Tyler Nelome	CB	6-2	198	Sr.-SQ	Atlanta, Ga. (Southeast Missouri State Univ.)
5	# Justice James	CB	5-10	198	Sr.-1L	West Columbia, Texas (Tyler JC)
5	# Ta'Quan Roberson	QB	6-0	201	Sr.-TR	Orange, N.J. (Univ. of Connecticut)
6	# Sterling Lockett	WR	5-10	170	So.-SQ	Leawood, Kan. (Blue Valley)
6	# Jordan Riley	S	6-0	202	Sr.-TR^	Clinton, Md. (Ball State Univ.)
7	# Jacob Knuth	QB	6-3	213	So.-SQ	Sioux Falls, S.D. (Univ. of Minnesota)
7	# Kam Sallis	LB	6-1	222	Fr.-RS	Arlington, Texas (Kennedale)
8	# Ty Bowman	WR	6-5	220	Sr.-3L^	Chanute, Kan. (Chanute)
8	# Chiddi Obiazor	DE	6-6	282	Fr.-RS	Eden Prairie, Minn. (Eden Prairie)
9	# Donovan McIntosh	CB	6-3	190	Fr.-RS	St. Louis, Mo. (St. Mary's)
9	# Jacques Spradley-Demps	WR	6-1	207	Fr.-HS^	Jarrell, Texas (Weiss)
10	# Keagan Johnson	WR	6-0	206	Jr.-1L	Bellevue, Neb. (Univ. of Iowa)
10	# Jacob Parrish	CB	5-10	198	Jr.-2L^	Olathe, Kan. (Olathe North)
12	# Tre Spivey	WR	6-4	217	Fr.-RS	Chandler, Ariz. (Hamilton)
12	# Nickendre Stiger	S	5-11	187	Sr.-SQ	Wichita, Kan. (Butler CC)
13	# Andre Davis	WR	6-4	216	Fr.-RS	Leawood, Kan. (Blue Valley)
13	# Joe Hall III	CB	6-0	208	So.-1L	Manhattan, Kan. (Manhattan)
14	# Dante Cephas	WR	6-0	193	Sr.-TR	Pittsburgh, Pa. (Penn State Univ.)
14	# Jet Dineen	S	5-10	198	So.-1L	Lawrence, Kan. (Free State)
15	# Trae Davis	WR	5-11	164	Fr.-HS^	Troup, Texas (Troup)
15	# Dante Thomas	S	5-11	188	Jr.-TR	Hammond, La. (Southwest Mississippi CC)
16	# Jayden Cook	CB	6-0	190	Fr.-RS	Frankfort, Ill. (Lincoln-Way East)
16	# Mason Olguin	LS	6-1	226	Jr.-SQ	Edmond, Okla. (Dodge City CC)
17	# Mikey Bergeron	S	6-2	198	Fr.-RS	Shawnee, Kan. (Mill Valley)
17	# Chris Tennant	K	6-5	226	Sr.-3L^	Shawnee, Kan. (Mill Valley)
18	# Wesley Fair	S	6-1	200	Fr.-RS	Wichita, Kan. (Wichita Collegiate)
18	# Hudson Hutcheson	QB	5-11	180	Fr.-HS^	Lubbock, Texas (Frenship)
19	# Garrett Harstad	TE	6-4	224	Fr.-RS	Loveland, Colo. (Loveland)
19	# VJ Payne	S	6-3	211	Jr.-2L^	Gainesville, Ga. (Buford)
20	# Alec Marengo	LB	6-2	234	Sr.-TR^	El Paso, Texas (Univ. of New Mexico)
20	# Jackson Voht	WR	5-10	184	Fr.-HS^	Cheney, Kan. (Cheney)
21	# Bryce Noernberg	WR	6-5	170	Fr.-HS^	Olathe, Kan. (Olathe South)
21	# Marques Sigle	S	6-0	197	Sr.-1L^	Omaha, Neb. (North Dakota State Univ.)
22	# Callen Barta	S	6-1	186	Fr.-HS^	Topeka, Kan. (Seaman)
22	# Blake Turner	TE	6-3	224	Fr.-HS^	Stewartville, Minn. (Stewartville)
23	# Asa Newsom	LB	6-3	228	Fr.-RS	Waverly, Iowa (Waverly-Shell Rock)
23	# DeVon Rice	RB	5-9	179	Fr.-HS^	Las Vegas, Nev. (Bishop Gorman)
24	# Trey Krause	S	6-1	202	Jr.-1L	Olathe, Kan. (Olathe West)
24	# JB Price	RB	5-10	199	Fr.-HS^	Overland Park, Kan. (Blue Valley)
25	# Zashon Rich	CB	6-1	199	Fr.-HS^	Minneapolis, Minn. (North Community)
26	# Terry Kirksey Jr.	LB	6-3	228	Jr.-RS	Theodore, Ala. (Hutchinson CC)
26	# Cooper Warren	WR	5-8	178	Fr.-HS^	Olathe, Kan. (Olathe South)
27	# Daniel Cobbs	S	5-10	190	So.-RS	Fort Worth, Texas (Tyler JC)
28	# Rex Van Wyhe	LB	6-5	239	So.-RS	Rock Rapids, Iowa (Iowa Central CC)
29	# Kanijal Thomas	CB	5-11	188	So.-1L	Del City, Okla. (Del City)
30	# Teagan Cobb	P/K	6-2	215	Fr.-RS	Rose Hill, Kan. (Rose Hill)
30	# Jake Stonebraker	LB	6-0	221	Fr.-HS^	Castle Rock, Colo. (Douglas County)
31	# DJ Giddens	RB	6-1	212	Jr.-2L	Junction City, Kan. (Junction City)
31	# Ben Wheeler	S	6-0	180	Fr.-HS^	Olathe, Kan. (St. James Academy)
32	# Evan Cantu	RB	5-9	207	So.-SQ	Wichita, Kan. (Maize South)
32	# Desmond Purnell	LB	6-0	236	Jr.-2L	Topeka, Kan. (Hayden)
33	# Tyson Struber	LB	6-2	226	So.-SQ	Galva, Kan. (Canton-Galva)
34	# Jordan Dunbar	CB	6-0	196	Jr.-TR	Tarrytown, N.Y. (Rice Univ.)
35	# Simon McClannan	K/P	5-11	190	Fr.-RS	Omaha, Neb. (Millard South)
36	# Jack Fabris	S	6-2	193	Fr.-RS	Bogart, Ga. (North Oconee)
37	# Andrew Sonner	TE	6-4	240	Jr.-SQ	Olathe, Kan. (Olathe East)
38	# Brendan Mott	DE	6-5	244	Sr.-2L	Iowa City, Iowa (Iowa City West)
39	# Travis Bates	DE	6-3	265	So.-TR	Tomball, Texas (Austin Peay Univ.)
40	# Gavin Meyers	LB	6-3	227	So.-SQ	Hays, Kan. (Hays)
41	# Austin Moore	LB	6-1	220	Sr.-4L	Louisburg, Kan. (Louisburg)
42	# Justin Wolf	TE	6-4	252	Sr.-TR^	Breezy Point, N.Y. (Wagner College)
43	# Kaden McMahan	LB	6-4	223	So.-TR	Georgetown, Texas (Tyler JC)
44	# Tobin Osunsanmi	DE	6-3	248	So.-2L	Wichita, Kan. (Wichita East)
45	# Austin Romaine	LB	6-2	242	So.-1L	Hillsboro, Mo. (Hillsboro)
46	# Keane Bessert	LS	6-0	220	Fr.-TR	Loma, Colo. (Univ. of Wisconsin)
47	# Cody Stufflebean	DE	6-4	257	Sr.-2L^	McPherson, Kan. (McPherson)



NO	NAME	POS	HT	WT	YR-EX	HOMETOWN (LAST SCHOOL)
47	# La'James White	RB	5-7	196	Jr.-1L	Kansas City, Kan. (Air Force)
48	Zach Wittenberg	LB	6-2	225	Jr.-1L	El Dorado, Kan. (Butler CC)
49	Drew Schmelzle	DE	6-4	227	Jr.-SQ	Sabetha, Kan. (Sabetha)
50	Boone Morris	LB	6-2	235	Fr.-HS^	Talco, Texas (Mount Vernon)
51	Will Granger	LB	6-2	213	Fr.-HS^	Omaha, Neb. (Millard North)
52	Ryan Davis	DE	6-4	252	Fr.-RS	Phoenix, Ariz. (Sandra Day O'Connor)
53	Drake Bequeaith	OL	6-6	292	So.-1L	Colleyville, Texas (Grapevine)
54	Hadley Panzer	OL	6-4	305	Sr.-3L^	Lakin, Kan. (Lakin)
55	# Malcolm Alcorn-Crowder	DT	6-5	318	So.-TR	Brockton, Mass. (Butler CC)
55	# Kyle Rakers	OL	6-3	295	Fr.-HS^	Norwalk, Iowa (Dowling Catholic)
56	# Damian Ilalio	DT	6-2	300	Jr.-2L	Manhattan, Kan. (Manhattan)
56	# Andrew Leingang	OL	6-6	306	Jr.-2L	Bismarck, N.D. (Century)
57	Beau Palmer	LB	6-2	225	Sr.-2L^	Overland Park, Kan. (Blue Valley)
59	Gabe Roland	LB	6-1	235	Fr.-RS	Ponca City, Okla. (Ponca City)
60	Andrew Johnson	LS	6-1	225	Fr.-RS	Lincoln, Neb. (Lincoln Christian School)
62	Jackson Fullmer	OL	6-4	285	Fr.-RS	Eagle, Idaho (Rocky Mountain)
64	Navarro Schunke	OL	6-6	318	Fr.-HS^	Brandon, S.D. (Brandon Valley)
66	Michael Capria	OL	6-2	295	So.-SQ	Kansas City, Mo. (Liberty)
67	Logan Cox	OL	6-5	322	So.-TR^	Topeka, Kan. (Hutchinson CC)
68	Joe Vickers	OL	6-6	271	Fr.-RS	DeWitt, Iowa (Central DeWitt)
69	Taylor Poitier	OL	6-3	305	Sr.-2L	Kansas City, Kan. (Bishop Miege)
70	Gus Hawkins	OL	6-7	295	Fr.-HS^	Shawnee, Kan. (Mill Valley)
71	Easton Kilty	OL	6-6	307	Sr.-TR	Stratford, Wis. (Univ. of North Dakota)
72	Ryan Howard	OL	6-7	310	Fr.-HS^	Downingtown, Pa. (Downingtown West)
73	Kaedin Massey	OL	6-8	300	Fr.-HS^	Lyndon, Kan. (Lyndon)
74	Alex Key	OL	6-3	298	So.-SQ	Derby, Kan. (Derby)
75	# Holden Bass	DT	6-3	287	Fr.-HS^	Seneca, Kan. (Nemaha Central)
75	# Sam Hecht	OL	6-4	287	Jr.-2L	Shawnee, Kan. (Mill Valley)
76	Brock Woolf	OL	6-5	290	Fr.-RS	Brewster, Kan. (Brewster)
77	Carver Willis	OL	6-5	291	Sr.-3L	Durango, Colo. (Durango)
78	John Pastore	OL	6-6	303	So.-SQ	Erie, Colo. (Erie)
79	Devin Vass	OL	6-6	280	Fr.-RS	Bartow, Fla. (Lakeland)
80	Will Anciaux	TE	6-6	246	Fr.-RS	Wichita, Kan. (Kapaun Mt. Carmel)
81	Andrew Metzger	TE	6-5	248	Fr.-RS	Aurora, Colo. (Regis Jesuit)
82	Quenton Rice	WR	6-0	208	Jr.-TR	Las Vegas, Nev. (Brigham Young Univ.)
83	Will Swanson	TE	6-5	251	Sr.-3L^	Papillion, Neb. (La Vista South)
84	Isaac Koch	WR	6-1	198	So.-1L	Olathe, Kan. (Rockhurst)
86	Garrett Oakley	TE	6-5	239	So.-1L	Columbus, Neb. (Scotus Central Catholic)
87	Brayden Loftin	TE	6-5	237	So.-1L	Omaha, Neb. (Lewis Central [IA])
88	Erwin Nash	WR	6-3	217	So.-SQ	Olathe, Kan. (Olathe South)
89	Zayden Martinez	WR	6-4	202	Fr.-HS^	Liberal, Kan. (Liberal)
90	Donovan Rieman	DE	6-4	258	So.-1L	Enid, Okla. (Enid)
91	Jordan Allen	DE	6-4	258	Fr.-RS	Olathe, Kan. (Olathe South)
92	Truman Griffith	DE	6-2	250	Fr.-HS^	Shawnee, Kan. (Mill Valley)
93	Asher Tomaszewski	DT	6-4	290	Fr.-RS	Schererville, Ind. (Mount Carmel [IL])
94	Titus Tuiasosopo	DT	6-0	315	Jr.-1L	Manhattan, Kan. (Wamego)
95	George Traglia	DE	6-5	275	Jr.-SQ	Wichita, Kan. (Butler CC)
96	Leyton Simmering	K	6-0	173	So.-SQ	Rosemount, Minn. (Rosemount)
98	Kian Payne	DE	6-3	249	Fr.-HS^	Overland Park, Kan. (St. Thomas Aquinas)
99	Uso Seumalo	DT	6-3	333	Sr.-2L^	Maunaloa, Hawai'i (Garden City CC)

NOTE: Kansas State elected to advance players' classification even though the 2020 season did not affect eligibility. Those that wish to take advantage of the extra year will be listed as a senior again after their original eligibility would have been exhausted.

Duplicate Number | ^ Redshirt Available | Roster as of August 19, 2024

PRONUNCIATIONS

PLAYERS

Will ANCIAUX.....ann-SEE-OH
 CALLEN Barta.....CAL-in
 Drake BEQUEAITH.....BECK-with
 Mikey BERGERON.....BUR-zhr-on
 Evan CANTU.....can-TOO
 Michael CAPRIA.....cuh-PREE-ah
 Jet DINEEN.....duh-NEEN
 Jack FABRIS.....FAB-ris
 Damian ILALIO.....EE-lah-LEE-oh
 DARELL Jones.....duh-REL
 Jacob KNUTH.....kah-NOOTH
 Isaac Koch.....COOK
 Andrew LEINGANG.....LANE-gang
 Alec MARENCO.....mah-REN-coe
 Tyler NELOME.....NELL-um

ASA Newsom.....ACE-uh
 Bryce NOERNBERG.....NOR-en-berg
 CHIDDI OBIAZOR.....CHEE-dee oh-bee-EYE-zor
 Mason OLGUIN.....ole-GEEN
 Tobi OSUNSANMI.....oh-sun-SAH-me
 John PASTORE.....pass-TOR-ee
 Taylor POITIER.....por-tee-AY (long A)
 Kyle RAKERS.....ROCK-ers
 DEVON Rice.....duh-VON
 ZASHON Rich.....ZAY-shawn
 TA'QUAN Roberson.....tay-QUAN
 Austin ROMAIN.....roe-MANE
 Kam SALLIS.....SALL-is
 Andrew SCHMELZLE.....SHMELLS-lee
 Navarro SCHUNKE.....shun-KEY
 USO SEUMALO.....OO-soh SAY-oh-mall-oh

MARQUES SIGLE.....mar-KEECE-SEE-gull
 Andrew SONNER.....SAHN-er
 JACQUES Spradley-Demps.....juh-QWEES
 NICKENDRE STIGER.....nuh-KIN-dre STYE-gur
 KANIJAL Thomas.....kuh-NYE-gel
 Asher TOMASZEWSKI.....tom-uh-ZOO-ski
 George TRAGLIA.....TRAW-lee-ah
 Titus TUIASOSOPO.....TWO-ee-AH-so-SO-po
 Rex VAN WYHE.....VAN WHY

COACHES

Chris KLIEMAN.....KLY-men
 Brian LEPACK.....luh-PACK
 Steve STANARD.....STAN-urd
 Mike TUIASOSOPO.....TWO-ee-AH-so-SO-po

ALPHABETICAL

NO	NAME	POS
40	Gavin Meyers	LB
41	Austin Moore	LB
50	Boone Morris	LB
38	Brendan Mott	DE
88	Erwin Nash	WR
4	Tyler Nelome	CB
23	Asa Newsom	LB
21	Bryce Noernberg	WR
86	Garrett Oakley	TE
8	Chiddi Obiazor	DE
16	Mason Olguin	LS
44	Tobi Osunsanmi	DE
57	Beau Palmer	LB
54	Hadley Panzer	OL
10	Jacob Parrish	CB
78	John Pastore	OL
98	Kian Payne	DE
19	VJ Payne	S
69	Taylor Poitier	OL
24	JB Price	RB
32	Desmond Purnell	LB
55	Kyle Rakers	OL
23	DeVon Rice	RB
82	Quenton Rice	WR
25	Zashon Rich	CB
90	Donovan Rieman	DE
6	Jordan Riley	S
5	Ta'Quan Roberson	QB
59	Gabe Roland	LB
45	Austin Romaine	LB
7	Kam Sallis	LB
49	Drew Schmelzle	DE
64	Navarro Schunke	OL
99	Uso Seumalo	DT
21	Marques Sigle	S
96	Leyton Simmering	K
37	Andrew Sonner	TE
12	Tre Spivey	WR
9	Jacques Spradley-Demps	WR
12	Nickendre Stiger	S
30	Jake Stonebraker	LB
33	Tyson Struber	LB
47	Cody Stufflebean	DE
83	Will Swanson	TE
17	Chris Tennant	K
15	Dante Thomas	S
29	Kanijal Thomas	CB
93	Asher Tomaszewski	DT
95	George Traglia	DE
94	Titus Tuiasosopo	DT
22	Blake Turner	TE
28	Rex Van Wyhe	LB
79	Devin Vass	OL
68	Joe Vickers	OL
20	Jackson Voth	WR
26	Cooper Warren	WR
31	Ben Wheeler	S
47	La'James White	RB
77	Carver Willis	OL
48	Zach Wittenberg	LB
42	Justin Wolf	TE
76	Brock Woolf	OL



HOW THE 2024 WILDCATS WERE BUILT

YEAR	HIGH SCHOOL SIGNEES	CC TRANSFERS	WALK-ONS	DIVISION I TRANSFERS
2019	CB Keenan Garber (Free State) OL Taylor Poitier (Bishop Miege)		LB Austin Moore (Louisburg) DE Brendan Mott (Iowa City West)	
2020	DE Cody Stufflebean (McPherson) TE Will Swanson (La Vista South) OL Carver Willis (Durango)		WR Ty Bowman (Chanute) LB Beau Palmer (Blue Valley)	
2021	RB DJ Giddens (Junction City) DT Damian Ilalio (Manhattan) CB Darell Jones (Field Kindley) OL Andrew Leingang (Century) OL Hadley Panzer (Lakin) LB Desmond Purnell (Hayden)		OL Sam Hecht (Mill Valley) S Trey Krause (Olathe West) DE Andrew Schmelzle (Sabetha) TE Andrew Sonner (Olathe East) PK Chris Tennant (Mill Valley) DT Titus Tuiasosopo (Wamego)	
2022	OL Drake Bequeaith (Grapevine) WR Sterling Lockett (Blue Valley) TE Brayden Loftin (Lewis Central) CB Colby McCalister (Clear Brook) TE Garrett Oakley (Scotus Central Catholic) DE Tobi Osunsanmi (Wichita East) CB Jacob Parrish (Olathe North) OL John Pastore (Erie) S VJ Payne (Buford) DE Donovan Rieman (Enid) LB Tyson Struber (Canton-Galva)	CB Justice James (Tyler JC) LS Mason Olquin (Dodge City CC) DT Uso Seumalo (Garden City CC) S Nickendre Stiger (Butler CC) LB Zach Wittenberg (Butler CC)	RB Evan Cantu (Maize South) OL Michael Capria (Liberty) S Jet Dineen (Free State) CB Joe Hall III (Manhattan) OL Alex Key (Derby) WR Isaac Koch (Rockhurst) LB Gavin Meyers (Hays) WR Erwin Nash (Olathe South) PK Leyton Simmering (Rosemount)	WR Jadon Jackson (Ole Miss) RB La'James White (Air Force)
2023	DE Jordan Allen (Olathe South) TE Will Anciaux (Kapaun Mt. Carmel) WR Jayce Brown (Choctawhatchee) WR Andre Davis (Blue Valley) DE Ryan Davis (Sandra Day O'Connor) S Jack Fabris (North Oconee) S Wesley Fair (Wichita Collegiate) OL Jackson Fullmer (Rocky Mountain) RB Joe Jackson (Ridge Community) QB Avery Johnson (Maize) CB Donovan McIntosh (St. Mary's) TE Andrew Metzger (Regis Jesuit) LB Asa Newsom (Waverly-Shell Rock) DE Chiddi Obiazor (Eden Prairie) LB Austin Romaine (Hillsboro) LB Kam Sallis (Kennedale) WR Tre Spivey (Hamilton) CB Kanijal Thomas (Del City) DT Asher Tomaszewski (Mount Carmel) OL Devin Vass (Lakeland)	S Daniel Cobbs (Tyler JC) LB Terry Kirksey Jr. (Hutchinson CC) DE George Traglia (Butler CC) LB Rex Van Wyhe (Iowa Central CC)	S Mikey Bergeron (Mill Valley) K/P Teagan Cobb (Rose Hill) CB Jayden Cook (Lincoln-Way East) TE Garrett Harstad (Loveland) K/P Simon McClannan (Millard South) LB Gabe Roland (Ponca City) OL Brock Woolf (Brewster)	WR Keagan Johnson (Iowa) QB Jacob Knuth (Minnesota) CB Tyler Nelome (SEMO) S Marques Sigle (North Dakota State)
2024	QB Blake Barnett (Erie) S Callen Barta (Seaman) WR Trae Davis (Troup) OL Gus Hawkins (Mill Valley) OL Ryan Howard (Downingtown West) OL Kaedin Massey (Lyndon) LB Boone Morris (Mount Vernon) RB JB Price (Blue Valley) OL Kyle Rakers (Dowling Catholic) RB DeVon Rice (Bishop Gorman) CB Zashon Rich (North Central) WR Jacques Spradley-Demps (Weiss) LB Jake Stonebraker (Douglas County)	DL Malcolm Alcorn-Crowder (Butler CC) OL Logan Cox (Hutchinson CC) LB Kaden McMahan (Tyler JC) S Dante Thomas (Southwest Mississippi CC)	DT Holden Bass (Nemaha Central) LB Will Granger (Millard North) DE Truman Griffith (Mill Valley) QB Hudson Hutcheson (Frenship) LS Andrew Johnson (Lincoln Christian School) WR Zayden Martinez (Liberal) WR Bryce Noernberg (Olathe South) DE Kian Payne (St. Thomas Aquinas) OL Navarro Schunke (Brandon Valley) TE Blake Turner (Stewartville) OL Joe Vickers (Central DeWitt) WR Jackson Voth (Cheney) WR Cooper Warren (Olathe South) S Ben Wheeler (St. James Academy)	DE Travis Bates (Austin Peay) LS Keane Bessert (Wisconsin) WR Dante Cephas (Penn State) CB Jordan Dunbar (Rice) RB Dylan Edwards (Colorado) OL Easton Kilty (North Dakota) LB Alec Marengo (New Mexico) WR Quenton Rice (BYU) S Jordan Riley (Ball State) QB Ta'Quan Roberson (UConn) TE Justin Wolf (Wagner)



OFFENSIVE CAREER STARTS

PLAYER	'19	'20	'21	'22	'23	TOT
Dante Cephas [*]	0	3	4	8	6	31
Hadley Panzer [*]	—	—	0	13	13	26
Keagan Johnson [^]	—	—	9	0	5	14
DJ Giddens	—	—	—	0	13	13
Ta'Quan Roberson [®]	0	0	0	1	10	11
Jadon Jackson [®]	0	1	3	0	6	10
Carver Willis	—	0	0	0	7	7
Jayce Brown	—	—	—	—	6	6
Dylan Edwards [®]	—	—	—	—	6	6
Taylor Poitier	—	2	0	1	0	3
Will Swanson	—	—	0	0	4	4
Justin Wolf [†]	—	—	0	2	2	4
Avery Johnson	—	—	—	—	2	2
Garrett Oakley	—	—	—	—	2	2

^{*} 2019-22 at Kent State; 2023 at Penn State

[^] 2021-22 at Iowa

[®] 2019-21 at Penn State; 2022-23 at Connecticut

[®] 2019-21 at Ole Miss

[®] 2023 at Colorado

[†] 2021-23 at Wagner

DEFENSIVE CAREER STARTS

PLAYER	'19	'20	'21	'22	'23	TOT
Austin Moore	—	0	1	14	13	28
Jordan Riley [*]	—	—	0	12	12	24
Brendan Mott	—	0	0	10	13	23
Jordan Dunbar [^]	—	—	9	12	—	21
VJ Payne	—	—	—	4	13	17
Desmond Purnell	—	—	—	1	13	14
Alec Marengo [®]	—	—	0	3	10	13
Jacob Parrish	—	—	—	0	12	12
Marques Sigle [®]	—	0	0	0	12	12
Uso Seumalo	—	—	—	0	10	10
Travis Bates [®]	—	—	—	—	9	9
Tyler Nelome [®]	—	1	0	8	0	9
Austin Romaine	—	—	—	—	5	5
Keenan Garber	0	0	0	0	5	5
Dante Thomas [*]	—	0	0	4	—	4
Damian Ilalio	—	—	—	0	3	3
Colby McCalister	—	—	—	—	2	2
Beau Palmer	—	0	0	0	2	2

^{*} 2021-23 at Ball State

[^] 2021-22 at Rice

[^] 2021-23 at New Mexico

[®] 2020-22 at North Dakota State

[®] 2023 at Austin Peay

[®] 2020-22 at SEMO

^{*} 2020-22 at Northwestern State

CONSECUTIVE STARTS

PLAYER, POSITION	STARTS
Austin Moore, LB	27
Hadley Panzer, OL	26
Jordan Riley, S	24
Brendan Mott, DE	17
VJ Payne, S	16
DJ Giddens, RB	13
Desmond Purnell, LB	13
Jordan Dunbar, CB	12
Jacob Parrish, CB	12
Marques Sigle, S	12

Among games played (does not include missed games due to injury)

OFFENSE

WR	10	Keagan Johnson	6-0	206	Jr.-1L	Bellevue, Neb. (Univ. of Iowa)
	0	Jadon Jackson	6-1	187	Sr.-2L	Centeron, Ark. (Univ. of Mississippi)
	or 8	Ty Bowman	6-5	220	Sr.-3L	Chanute, Kan. (Chanute)
TE	86	Garrett Oakley	6-5	239	So.-1L	Columbus, Neb. (Scotus Central Catholic)
	87	Brayden Loftin	6-5	237	So.-1L	Omaha, Neb. (Lewis Central [IA])
LT	71	Easton Kilty	6-6	307	Sr.-TR	Stratford, Wis. (Univ. of North Dakota)
	78	John Pastore	6-6	303	So.-SQ	Erie, Colo. (Erie)
LG	54	Hadley Panzer	6-4	305	Sr.-3L	Lakin, Kan. (Lakin)
	56	Andrew Leingang	6-6	306	Jr.-2L	Bismarck, N.D. (Century)
C	75	Sam Hecht	6-4	287	Jr.-2L	Shawnee, Kan. (Mill Valley)
	66	Michael Capria	6-2	295	So.-SQ	Liberty, Mo. (Liberty)
RG	69	Taylor Poitier	6-3	305	Sr.-2L	Kansas City, Kan. (Bishop Miege)
	or 56	Andrew Leingang	6-6	306	Jr.-2L	Bismarck, N.D. (Century)
	74	Alex Key	6-3	298	So.-SQ	Derby, Kan. (Derby)
RT	77	Carver Willis	6-5	291	Sr.-3L	Durango, Colo. (Durango)
	53	Drake Bequeaith	6-6	292	So.-1L	Colleyville, Texas (Grapevine)
TE	83	Will Swanson	6-5	251	Sr.-3L	Papillion, Neb. (La Vista South)
	80	Will Anciaux	6-6	246	Fr.-RS	Wichita, Kan. (Kapaun Mt. Carmel)
	81	Andrew Metzger	6-5	248	Fr.-RS	Aurora, Colo. (Regis Jesuit)
QB	2	Avery Johnson	6-2	192	So.-1L	Wichita, Kan. (Maize)
	5	Ta'Quan Roberson	6-0	201	Sr.-TR	Orange, N.J. (Univ. of Connecticut)
	or 7	Jacob Knuth	6-3	213	So.-SQ	Sioux Falls, S.D. (Univ. of Minnesota)
RB	31	DJ Giddens	6-1	212	Jr.-2L	Junction City, Kan. (Junction City)
	4	Joe Jackson	6-0	203	Fr.-RS	Haines City, Fla. (Ridge Community)
RB	3	Dylan Edwards	5-9	167	So.-TR	Derby, Kan. (Univ. of Colorado)
	or 47	La'James White	5-7	196	Jr.-1L	Kanas City, Kan. (Air Force)
WR	1	Jayce Brown	6-0	179	So.-1L	Fort Walton Beach, Fla. (Choctawhatchee)
	6	Sterling Lockett	5-10	170	So.-SQ	Leawood, Kan. (Blue Valley)
WR	14	Dante Cephas	6-0	193	Sr.-TR	Pittsburgh, Pa. (Penn State Univ.)
	12	Tre Spivey	6-4	217	Fr.-RS	Chandler, Ariz. (Hamilton)




























DEFENSE

DE	38	Brendan Mott	6-5	244	Sr.-2L	Iowa City, Iowa (Iowa City West)
	44	Tobi Osunsanmi	6-3	248	So.-2L	Wichita, Kan. (Wichita East)
	or 52	Ryan Davis	6-4	252	Fr.-RS	Phoenix, Ariz. (Sandra Day O'Connor)
DL	56	Damian Ilalio	6-2	300	Jr.-2L	Manhattan, Kan. (Manhattan)
	99	Uso Seumalo	6-3	333	Sr.-2L	Maunaloa, Hawaii (Garden City CC)
	93	Asher Tomaszewski	6-4	290	Fr.-RS	Schererville, Ind. (Mount Carmel [IL])
DE	39	Travis Bates	6-3	265	So.-TR	Tomball, Texas (Austin Peay Univ.)
	or 8	Chiddi Obiazor	6-6	282	Fr.-RS	Eden Prairie, Minn. (Eden Prairie)
DE	47	Cody Stufflebean	6-4	257	Sr.-2L	McPherson, Kan. (McPherson)
	91	Jordan Allen	6-4	258	Fr.-RS	Olathe, Kan. (Olathe South)
SLB	32	Desmond Purnell	6-0	236	Jr.-2L	Topeka, Kan. (Hayden)
	23	Asa Newsom	6-3	228	Fr.-RS	Waverly, Iowa (Waverly-Shell Rock)
MLB	45	Austin Romaine	6-2	242	So.-1L	Hillsboro, Mo. (Hillsboro)
	57	Beau Palmer	6-2	225	Sr.-2L	Overland Park, Kan. (Blue Valley)
	26	Terry Kirksey Jr.	6-3	228	Jr.-RS	Theodore, Ala. (Hutchinson CC)
WLB	41	Austin Moore	6-1	220	Sr.-4L	Louisburg, Kan. (Louisburg)
	28	Rex Van Wyhe	6-5	239	So.-RS	Rock Rapids, Iowa (Iowa Central CC)
	48	Zach Wittenberg	6-2	225	Jr.-1L	El Dorado, Kan. (Butler CC)
CB	10	Jacob Parrish	5-10	198	Jr.-2L	Olathe, Kan. (Olathe North)
	5	Justice James	5-10	198	Sr.-1L	West Columbia, Texas (Tyler JC)
SS	19	VJ Payne	6-3	211	Jr.-2L	Gainesville, Ga. (Buford)
	2	Colby McCalister	5-10	200	So.-1L	Houston, Texas (Clear Brook)
	or 18	Wesley Fair	6-1	200	Fr.-RS	Wichita, Kan. (Wichita Collegiate)
JS	6	Jordan Riley	6-0	202	Sr.-TR	Clinton, Md. (Ball State Univ.)
	36	Jack Fabris	6-2	193	Fr.-RS	Bogart, Ga. (North Oconee)
FS	21	Marques Sigle	6-0	197	Sr.-1L	Omaha, Neb. (North Dakota State Univ.)
	12	Nickendre Stiger	5-11	187	Sr.-SQ	Wichita, Kan. (Butler CC)
	or 27	Daniel Cobbs	5-10	190	So.-RS	Fort Worth, Texas (Tyler JC)
CB	1	Keenan Garber	6-0	188	Sr.-4L	Lawrence, Kan. (Free State)
	34	Jordan Dunbar	6-0	196	Jr.-TR	Tarrytown, N.Y. (Rice Univ.)
	or 9	Donovan McIntosh	6-3	190	Fr.-RS	St. Louis, Mo. (St. Mary's)

SPECIALISTS

FG	17	Chris Tennant	6-5	226	Sr.-3L	Shawnee, Kan. (Mill Valley)
	96	Leyton Simmering	6-0	173	So.-SQ	Rosemount, Minn. (Rosemount)
HLD	35	Simon McClannan	5-11	190	Fr.-RS	Omaha, Neb. (Millard South)
	30	Teagan Cobb	6-2	215	Fr.-RS	Rose Hill, Kan. (Rose Hill)
SNP	16	Mason Olguin	6-1	226	Jr.-SQ	Edmond, Okla. (Dodge City CC)
	46	Keane Bessert	6-0	220	Fr.-TR	Loma, Colo. (Univ. of Wisconsin)
P	35	Simon McClannan	5-11	190	Fr.-RS	Omaha, Neb. (Millard South)
	30	Teagan Cobb	6-2	215	Fr.-RS	Rose Hill, Kan. (Rose Hill)
KO	17	Chris Tennant	6-5	226	Sr.-3L	Shawnee, Kan. (Mill Valley)
	35	Simon McClannan	5-11	190	Fr.-RS	Omaha, Neb. (Millard South)
KR	3	Dylan Edwards	5-9	167	So.-TR	Derby, Kan. (Univ. of Colorado)
	or 1	Jayce Brown	6-0	179	So.-1L	Fort Walton Beach, Fla. (Choctawhatchee)
	or 10	Keagan Johnson	6-0	206	Jr.-1L	Bellevue, Neb. (Univ. of Iowa)
PR	3	Dylan Edwards	5-9	167	So.-TR	Derby, Kan. (Univ. of Colorado)
	or 6	Sterling Lockett	5-10	170	So.-SQ	Leawood, Kan. (Blue Valley)















WR		#10 Keagan Johnson 6-0, 206, Jr.-1L Bellevue, Neb. (Univ. of Iowa)	<ul style="list-style-type: none">LAST GAME: 3 rec, 31 yds; 1 rush, -1 yd vs. NC State (12/28/23)Had a career-high 7 catches last year at Texas.In his second year at K-State after spending the 2021 and 2022 seasons at Iowa.	<table><tr><th>Year</th><th>Rec.</th><th>Yds.</th><th>Avg</th><th>TD</th><th>LG</th></tr><tr><td>2023</td><td>24</td><td>227</td><td>9.5</td><td>2</td><td>20</td></tr><tr><td>CAR</td><td>44</td><td>590</td><td>13.4</td><td>4</td><td>49</td></tr></table> <div>Car. Highs: Rec: 7; Yds: 92; TD: 12021-22 at Iowa</div>	Year	Rec.	Yds.	Avg	TD	LG	2023	24	227	9.5	2	20	CAR	44	590	13.4	4	49
	Year	Rec.	Yds.	Avg	TD	LG																
2023	24	227	9.5	2	20																	
CAR	44	590	13.4	4	49																	
	#0 Jadon Jackson OR	<ul style="list-style-type: none">JACKSON'S LAST GAME: 2 rec, 8 yds; 1 rush, 7 yds vs. NC State (12/28/23)BOWMAN'S LAST GAME: Played vs. NC State (12/28/23); No receiving statsJACKSON: Opened the scoring in each of the first 2 contests last season.	<table><tr><th>JACKSON</th><th>Rec.</th><th>Yds.</th><th>Avg</th><th>TD</th><th>LG</th></tr><tr><td>2023</td><td>19</td><td>268</td><td>12.8</td><td>2</td><td>40</td></tr><tr><td>CAR</td><td>36</td><td>439</td><td>12.2</td><td>3</td><td>40</td></tr></table> <div>Car. Highs: Rec: 4; Yds: 77; TD: 12019-21 at Ole Miss</div>	JACKSON	Rec.	Yds.	Avg	TD	LG	2023	19	268	12.8	2	40	CAR	36	439	12.2	3	40	
JACKSON	Rec.	Yds.	Avg	TD	LG																	
2023	19	268	12.8	2	40																	
CAR	36	439	12.2	3	40																	
TE		#86 Garrett Oakley 6-5, 239, So.-1L Columbus, Neb. (Scotus Central Catholic)	<ul style="list-style-type: none">LAST GAME: 2 rec, 35 yds vs. NC State (12/28/23)Played in 10 games last year with starts vs. UCF and NC State.Tied for 6th nationally by freshman TEs with 2 receiving TDs.	<table><tr><th>Year</th><th>Rec.</th><th>Yds.</th><th>Avg</th><th>TD</th><th>LG</th></tr><tr><td>2023</td><td>11</td><td>154</td><td>14.0</td><td>2</td><td>28</td></tr><tr><td>CAR</td><td>11</td><td>154</td><td>14.0</td><td>2</td><td>28</td></tr></table> <div>Car. Highs: Rec: 3; Yds: 46; TD: 1</div>	Year	Rec.	Yds.	Avg	TD	LG	2023	11	154	14.0	2	28	CAR	11	154	14.0	2	28
	Year	Rec.	Yds.	Avg	TD	LG																
2023	11	154	14.0	2	28																	
CAR	11	154	14.0	2	28																	
	#87 Brayden Loftin 6-5, 237, So.-1L Omaha, Neb. (Lewis Central [IA])	<ul style="list-style-type: none">LAST GAME: Played vs. NC State (12/28/23); No statsSaw time in 9 games last year as a redshirt freshman.A First Team Academic All-Big 12 pick a year ago.																				
LT		#71 Easton Kilty 6-6, 307, Sr.-TR Stratford, Wisc. (Univ. of North Dakota)	<ul style="list-style-type: none">Transferred to K-State after playing parts of the last 4 seasons at North Dakota.Viewed at the 5th-best available OT transfer in 2024 by 247Sports.Earned 2023 All-Missouri Valley Football Conference Honorable Mention accolades.	<table><tr><th>Year</th><th>GP/GS</th></tr><tr><td>2023</td><td>12/12</td></tr><tr><td>CAR</td><td>37/35</td></tr></table>	Year	GP/GS	2023	12/12	CAR	37/35												
	Year	GP/GS																				
2023	12/12																					
CAR	37/35																					
	#78 John Pastore (pass-TOR-ee) 6-6, 303, So.-SQ Erie, Colo. (Erie)	<ul style="list-style-type: none">Redshirted the 2022 season and played last year vs. Baylor.Regarded as the 35th-best OG and 4th-best overall player in the state of Colorado for the Class of 2022 by ESPN.Prepped at same high school as current Wildcat quarterback Blake Barnett.	<table><tr><th>Year</th><th>GP/GS</th></tr><tr><td>2023</td><td>1/0</td></tr><tr><td>CAR</td><td>1/0</td></tr></table>	Year	GP/GS	2023	1/0	CAR	1/0													
Year	GP/GS																					
2023	1/0																					
CAR	1/0																					
LG		#54 Hadley Panzer 6-4, 305, Sr.-3L Lakin, Kan. (Lakin)	<ul style="list-style-type: none">Started each of the last 26 games at RG dating back to the 2nd game of the 2022 season.Has seen time on 1,669 offensive snaps according to Pro Football Focus.Voted a team captain for the 2024 season.	<table><tr><th>Year</th><th>GP/GS</th></tr><tr><td>2023</td><td>13/13</td></tr><tr><td>CAR</td><td>36/26</td></tr></table>	Year	GP/GS	2023	13/13	CAR	36/26												
	Year	GP/GS																				
2023	13/13																					
CAR	36/26																					
	#56 Andrew Leingang (LANE-gang) 6-6, 306, Jr.-2L Bismarck, N.D. (Century)	<ul style="list-style-type: none">Has seen time in 14 career games, including a career-high 9 in 2022.Has taken game reps at both guard and both tackle positions.Rated as the top prospect in the state of North Dakota for the Class of 2021 by both ESPN and 247Sports.	<table><tr><th>Year</th><th>GP/GS</th></tr><tr><td>2023</td><td>4/0</td></tr><tr><td>CAR</td><td>14/0</td></tr></table>	Year	GP/GS	2023	4/0	CAR	14/0													
Year	GP/GS																					
2023	4/0																					
CAR	14/0																					
C		#75 Sam Hecht 6-4, 287, Jr.-2L Shawnee, Kan. (Mill Valley)	<ul style="list-style-type: none">Saw time in all 13 games last year on FG protection.Also played as a reserve OL vs. SEMO, Troy, Houston and Baylor in 2023.Earned 2023 Academic All-Big 12 honors and was nominated with a perfect 4.0 GPA.	<table><tr><th>Year</th><th>GP/GS</th></tr><tr><td>2023</td><td>13/0</td></tr><tr><td>CAR</td><td>17/0</td></tr></table>	Year	GP/GS	2023	13/0	CAR	17/0												
	Year	GP/GS																				
2023	13/0																					
CAR	17/0																					
	#66 Michael Capria (cuh-PREE-ah) 6-2, 295, So.-SQ Liberty, Mo. (Liberty)	<ul style="list-style-type: none">Played as a reserve OL in the 2023 season opener vs. SEMO.Earned first team all-state honors as both a junior and senior.	<table><tr><th>Year</th><th>GP/GS</th></tr><tr><td>2023</td><td>1/0</td></tr><tr><td>CAR</td><td>1/0</td></tr></table>	Year	GP/GS	2023	1/0	CAR	1/0													
Year	GP/GS																					
2023	1/0																					
CAR	1/0																					
RG		#69 Taylor Poitier (por-tee-AY [long AJ]) 6-3, 305, Sr.-2L Kansas City, Kan. (Bishop Miege)	<ul style="list-style-type: none">Returns for his Senior Senior year after seeing action in every game last year as a regular member of the playing rotation.Played on 363 offensive snaps last season.Suffered season-ending injuries in both 2021 (fall camp) and 2022 (first game).	<table><tr><th>Year</th><th>GP/GS</th></tr><tr><td>2023</td><td>13/0</td></tr><tr><td>CAR</td><td>18/3</td></tr></table>	Year	GP/GS	2023	13/0	CAR	18/3												
	Year	GP/GS																				
2023	13/0																					
CAR	18/3																					
	#56 Andrew Leingang (LANE-gang) 6-6, 306, Jr.-2L Bismarck, N.D. (Century)	<ul style="list-style-type: none">Has seen time in 14 career games, including a career-high 9 in 2022.Has taken game reps at both guard and both tackle positions.Rated as the top prospect in the state of North Dakota for the Class of 2021 by both ESPN and 247Sports.	<table><tr><th>Year</th><th>GP/GS</th></tr><tr><td>2023</td><td>4/0</td></tr><tr><td>CAR</td><td>14/0</td></tr></table>	Year	GP/GS	2023	4/0	CAR	14/0													
Year	GP/GS																					
2023	4/0																					
CAR	14/0																					
RT		#77 Carver Willis 6-5, 291, Sr.-3L Durango, Colo. (Durango)	<ul style="list-style-type: none">Played in every game last year with starts in the first 7 contests as he earned All-Big 12 Honorable Mention accolades.Helped the 2023 Wildcats pick up semifinalist status for the Joe Moore Award as one of the top OL units in the country.Played in 7 games as a reserve OL in 2022 and in 4 games as a true FR in 2020.	<table><tr><th>Year</th><th>GP/GS</th></tr><tr><td>2023</td><td>13/7</td></tr><tr><td>CAR</td><td>24/7</td></tr></table>	Year	GP/GS	2023	13/7	CAR	24/7												
	Year	GP/GS																				
2023	13/7																					
CAR	24/7																					
	#53 Drake Bequeaith (BECK-with) 6-6, 292, So.-1L Colleyville, Texas (Grapevine)	<ul style="list-style-type: none">Saw time as a reserve OL in 2023 vs. SEMO, Troy, Houston and Baylor.Earned 2023 First Team Academic All-Big 12 honors.Prepped in Texas but spent a majority of his life in Kansas after being born in Leawood.	<table><tr><th>Year</th><th>GP/GS</th></tr><tr><td>2023</td><td>4/0</td></tr><tr><td>CAR</td><td>4/0</td></tr></table>	Year	GP/GS	2023	4/0	CAR	4/0													
Year	GP/GS																					
2023	4/0																					
CAR	4/0																					
TE		#83 Will Swanson 6-5, 251, Sr.-3L Papillion, Neb. (La Vista South)	<ul style="list-style-type: none">LAST GAME: Played vs. NC State (12/28/23); No statsSaw time in every games last year with 4 starts.Carded his first-career TD last year vs. TCU.	<table><tr><th>Year</th><th>Rec.</th><th>Yds.</th><th>Avg</th><th>TD</th><th>LG</th></tr><tr><td>2023</td><td>5</td><td>66</td><td>13.2</td><td>1</td><td>21</td></tr><tr><td>CAR</td><td>7</td><td>89</td><td>12.7</td><td>1</td><td>21</td></tr></table> <div>Car. Highs: Rec: 2; Yds: 23; TD: 1</div>	Year	Rec.	Yds.	Avg	TD	LG	2023	5	66	13.2	1	21	CAR	7	89	12.7	1	21
	Year	Rec.	Yds.	Avg	TD	LG																
2023	5	66	13.2	1	21																	
CAR	7	89	12.7	1	21																	
	#80 Will Anciaux (ann-SEE-OH) 6-6, 246, Fr.-RS Wichita, Kan. (Kapaun Mt. Carmel)	<ul style="list-style-type: none">Redshirted the 2023 season.Viewed as the 28th-best TE in the Class of 2023 by ESPN.Totaled 58 catches for 911 yds and 9 TDs over his prep career.																				
QB		#2 Avery Johnson 6-2, 192, So.-1L Wichita, Kan. (Maize)	<ul style="list-style-type: none">LAST GAME: 14-for-31, 178 yds, 2 TD; 7 rush, 71 yds, TD vs. NC State (12/28/23)On the watch list for the 2024 Maxwell Award.Earned votes for the 2023 Big 12 Offensive Freshman of the Year award.	<table><tr><th>Year</th><th>Cpl-Att</th><th>Pct.</th><th>Yds</th><th>TD/INT</th></tr><tr><td>2023</td><td>37-66</td><td>56.1</td><td>479</td><td>5/0</td></tr><tr><td>CAR</td><td>37-66</td><td>56.1</td><td>479</td><td>5/0</td></tr></table> <div>Car. Highs: Cpl: 14; Att: 31; Yds: 178; TD: 2</div>	Year	Cpl-Att	Pct.	Yds	TD/INT	2023	37-66	56.1	479	5/0	CAR	37-66	56.1	479	5/0			
	Year	Cpl-Att	Pct.	Yds	TD/INT																	
2023	37-66	56.1	479	5/0																		
CAR	37-66	56.1	479	5/0																		
	#5 Ta'Quan (tay-QUAN) Roberson OR	<ul style="list-style-type: none">ROBERSON'S LAST GAME: 16-for-28, 174 yds; 6 rush, 36 yds at UMass (11/25/23)ROBERSON: Transferred in after spending the last 2 years at UConn; Also played at Penn State.KNUTH: In his 2nd year at K-State after transferring in from Minnesota.	<table><tr><th>ROBERSON</th><th>Cpl-Att</th><th>Pct.</th><th>Yds</th><th>TD/INT</th></tr><tr><td>2023</td><td>197-338</td><td>58.3</td><td>2,075</td><td>12/6</td></tr><tr><td>CAR</td><td>209-369</td><td>56.6</td><td>2,170</td><td>13/8</td></tr></table> <div>Car. Highs: Cpl: 24; Att: 40; Yds: 255; TD: 419-21 at Penn St. in 2020</div>	ROBERSON	Cpl-Att	Pct.	Yds	TD/INT	2023	197-338	58.3	2,075	12/6	CAR	209-369	56.6	2,170	13/8				
ROBERSON	Cpl-Att	Pct.	Yds	TD/INT																		
2023	197-338	58.3	2,075	12/6																		
CAR	209-369	56.6	2,170	13/8																		
	#7 Jacob Knuth																					
RB		#31 DJ Giddens 6-1, 212, Jr.-2L Junction City, Kan. (Junction City)	<ul style="list-style-type: none">LAST GAME: 28 rush, 151 yds, TD; 1 rec, 37 yds, TD vs. NC State (12/28/23)On the watch lists for the 2024 Maxwell Award and Doak Walker Award.Enters 2024 with 4-straight 100 yd rushing games, which is tied for 6th in school history.	<table><tr><th>Year</th><th>Att.</th><th>Yds.</th><th>Avg</th><th>TD</th><th>LG</th></tr><tr><td>2023</td><td>223</td><td>1,226</td><td>5.5</td><td>10</td><td>43</td></tr><tr><td>CAR</td><td>312</td><td>1,744</td><td>5.6</td><td>16</td><td>49</td></tr></table> <div>Car. Highs: Att: 31; Yds: 207; TD: 4</div>	Year	Att.	Yds.	Avg	TD	LG	2023	223	1,226	5.5	10	43	CAR	312	1,744	5.6	16	49
	Year	Att.	Yds.	Avg	TD	LG																
2023	223	1,226	5.5	10	43																	
CAR	312	1,744	5.6	16	49																	
	#4 Joe Jackson 6-0, 203, Fr.-RS Haines City, Fla. (Ridge Community)	<ul style="list-style-type: none">LAST GAME: Played vs. NC State (12/28/23); No statsSaw time in 2 games in 2023 as he retained his redshirt.Rated the 14th-best all-purpose RB in the Class of 2023 by Rivals.	<table><tr><th>Year</th><th>Att.</th><th>Yds.</th><th>Avg</th><th>TD</th><th>LG</th></tr><tr><td>2023</td><td>4</td><td>1</td><td>0.3</td><td>0</td><td>5</td></tr><tr><td>CAR</td><td>4</td><td>1</td><td>0.3</td><td>0</td><td>5</td></tr></table> <div>Car. Highs: Att: 4; Yds: 1</div>	Year	Att.	Yds.	Avg	TD	LG	2023	4	1	0.3	0	5	CAR	4	1	0.3	0	5	
Year	Att.	Yds.	Avg	TD	LG																	
2023	4	1	0.3	0	5																	
CAR	4	1	0.3	0	5																	
RB		#3 Dylan Edwards 5-9, 167, So.-TR Derby, Kan. (Univ. of Colorado)	<ul style="list-style-type: none">LAST GAME: 4 rush, 39 yds, TD; 1 rec, 1 yd at Utah (11/25/23)On the watch list for the 2024 Paul Hornung Award.Transferred from Colorado after totaling 321 rush yds with 1 TD and 299 rec yds with 4 TDs.	<table><tr><th>Year</th><th>Att.</th><th>Yds.</th><th>Avg</th><th>TD</th><th>LG</th></tr><tr><td>2023</td><td>76</td><td>321</td><td>4.2</td><td>1</td><td>34</td></tr><tr><td>CAR</td><td>76</td><td>321</td><td>4.2</td><td>1</td><td>34</td></tr></table> <div>Car. Highs: Att: 12; Yds: 57; TD: 12023 at Colorado</div>	Year	Att.	Yds.	Avg	TD	LG	2023	76	321	4.2	1	34	CAR	76	321	4.2	1	34
	Year	Att.	Yds.	Avg	TD	LG																
2023	76	321	4.2	1	34																	
CAR	76	321	4.2	1	34																	
	#47 La'James White 5-7, 196, Jr.-1L Kansas City, Kan. (Air Force)	<ul style="list-style-type: none">LAST GAME: 1 rush, 0 yds vs. NC State (12/28/23)Saw action in 7 games last year on kickoff coverage and as a reserve RB.Transferred to K-State from the Air Force Academy prior to the 2022 season.	<table><tr><th>Year</th><th>Att.</th><th>Yds.</th><th>Avg</th><th>TD</th><th>LG</th></tr><tr><td>2023</td><td>3</td><td>14</td><td>4.7</td><td>0</td><td>9</td></tr><tr><td>CAR</td><td>3</td><td>14</td><td>4.7</td><td>0</td><td>9</td></tr></table> <div>Car. Highs: Att: 2; Yds: 14</div>	Year	Att.	Yds.	Avg	TD	LG	2023	3	14	4.7	0	9	CAR	3	14	4.7	0	9	
Year	Att.	Yds.	Avg	TD	LG																	
2023	3	14	4.7	0	9																	
CAR	3	14	4.7	0	9																	
WR		#1 Jayce Brown 6-0, 179, So.-1L Fort Walton Beach, Fla. (Choctawhatchee)	<ul style="list-style-type: none">LAST GAME: 5 rec, 52 yds, TD vs. NC State (12/28/23)Earned starts in each of the final 6 games of 2023.Averaged 16.2 yds per catch last year, the most among all true FR in the country in 2023.	<table><tr><th>Year</th><th>Rec.</th><th>Yds.</th><th>Avg</th><th>TD</th><th>LG</th></tr><tr><td>2023</td><td>27</td><td>437</td><td>16.2</td><td>3</td><td>46</td></tr><tr><td>CAR</td><td>27</td><td>437</td><td>16.2</td><td>3</td><td>46</td></tr></table> <div>Car. Highs: Rec: 5; Yds: 96; TD: 1</div>	Year	Rec.	Yds.	Avg	TD	LG	2023	27	437	16.2	3	46	CAR	27	437	16.2	3	46
	Year	Rec.	Yds.	Avg	TD	LG																
2023	27	437	16.2	3	46																	
CAR	27	437	16.2	3	46																	
	#6 Sterling Lockett 5-10, 170, So.-SQ Leawood, Kan. (Blue Valley)	<ul style="list-style-type: none">LAST GAME: Played vs. NC State (12/28/23); No statsPlayed in 2 games a year ago, seeing time as a WR vs. Baylor and PR in the Pop-Tarts Bowl.Son of Kevin, a K-State WR from 1993-96, and brother of Tyler, a K-State WR from 2011-14.																				
WR		#14 Dante Cephas 6-0, 173, Sr.-TR Pittsburgh, Pa. (Penn State Univ.)	<ul style="list-style-type: none">LAST GAME: 3 rec, 36 yds vs. Michigan State (11/24/23)Has played in 42 career games with 31 starts at Kent State (2019-22) and Penn State (2023).Played under current K-State WR coach Matthew Middleton at Kent State.	<table><tr><th>Year</th><th>Rec.</th><th>Yds.</th><th>Avg</th><th>TD</th><th>LG</th></tr><tr><td>2023</td><td>22</td><td>246</td><td>11.2</td><td>2</td><td>26</td></tr><tr><td>CAR</td><td>167</td><td>2,385</td><td>14.3</td><td>14</td><td>80</td></tr></table> <div>Car. Highs: Rec: 13; Yds: 246; TD: 32019-22 at Kent St.; 2023 at Penn St.</div>	Year	Rec.	Yds.	Avg	TD	LG	2023	22	246	11.2	2	26	CAR	167	2,385	14.3	14	80
	Year	Rec.	Yds.	Avg	TD	LG																
2023	22	246	11.2	2	26																	
CAR	167	2,385	14.3	14	80																	
	#12 Tre Spivey 6-4, 217, Fr.-RS Chandler, Ariz. (Hamilton)	<ul style="list-style-type: none">LAST GAME: Played vs. Baylor (11/11/23); No statsSaw action last year vs. SEMO and Baylor last year as he retained his redshirt.Son of Junior Spivey, who was a Major Leaguer for 5 years with Arizona, Milwaukee, Washington.	<table><tr><th>Year</th><th>Rec.</th><th>Yds.</th><th>Avg</th><th>TD</th><th>LG</th></tr><tr><td>2023</td><td>1</td><td>24</td><td>24.0</td><td>0</td><td>24</td></tr><tr><td>CAR</td><td>1</td><td>24</td><td>24.0</td><td>0</td><td>24</td></tr></table> <div>Car. Highs: Rec: 1; Yds: 24</div>	Year	Rec.	Yds.	Avg	TD	LG	2023	1	24	24.0	0	24	CAR	1	24	24.0	0	24	
Year	Rec.	Yds.	Avg	TD	LG																	
2023	1	24	24.0	0	24																	
CAR	1	24	24.0	0	24																	



DE		#38 Brendan Mott 6-5, 244, Sr-2L Iowa City, Iowa (Iowa City West)	<ul style="list-style-type: none">LAST GAME: 1 tackle vs. NC State (12/28/23)Started all 13 games last year en route to All-Big 12 Honorable Mention accolades.Tied for 4th in the Big 12 last year with 2 forced fumbles.	<table><tr><th>Year</th><th>U-A-T</th><th>TFL-Yds.</th><th>Sk-Yds</th><th>INT</th><th>PD</th><th>F/R</th></tr><tr><td>2023</td><td>21-6-27</td><td>4.5-17</td><td>1.0-10</td><td>0</td><td>2</td><td>2/0</td></tr><tr><td>CAR</td><td>41-18-59</td><td>11.5-77</td><td>7.0-56</td><td>0</td><td>3</td><td>2/1</td></tr></table> Car. Highs: Tackles: 8; TFL: 3.0; Sacks: 3.0; PD: 1; FF: 1; FR: 1	Year	U-A-T	TFL-Yds.	Sk-Yds	INT	PD	F/R	2023	21-6-27	4.5-17	1.0-10	0	2	2/0	CAR	41-18-59	11.5-77	7.0-56	0	3	2/1
	Year	U-A-T	TFL-Yds.	Sk-Yds	INT	PD	F/R																		
2023	21-6-27	4.5-17	1.0-10	0	2	2/0																			
CAR	41-18-59	11.5-77	7.0-56	0	3	2/1																			
	#44 Tobi Osunsanmi (oh-sun-SAH-me) OR	<ul style="list-style-type: none">OSUNSANMI'S LAST GAME: Played vs. NC State (12/28/23); No statsOSUNSANMI: Moving from LB to DE for the 2024 season.DAVIS: Redshirted the 2023 season.	<table><tr><th>OSUNSANMI U-A-T</th><th>TFL-Yds.</th><th>Sk-Yds</th><th>INT</th><th>PD</th><th>F/R</th></tr><tr><td>2023</td><td>8-1-9</td><td>1.0-12</td><td>1.0-12</td><td>0</td><td>0</td><td>1/0</td></tr><tr><td>CAR</td><td>9-2-11</td><td>1.0-12</td><td>1.0-12</td><td>0</td><td>0</td><td>2/0</td></tr></table> Car. Highs: Tackles: 2; TFL: 1.0; Sacks: 1.0; FF: 1	OSUNSANMI U-A-T	TFL-Yds.	Sk-Yds	INT	PD	F/R	2023	8-1-9	1.0-12	1.0-12	0	0	1/0	CAR	9-2-11	1.0-12	1.0-12	0	0	2/0		
OSUNSANMI U-A-T	TFL-Yds.	Sk-Yds	INT	PD	F/R																				
2023	8-1-9	1.0-12	1.0-12	0	0	1/0																			
CAR	9-2-11	1.0-12	1.0-12	0	0	2/0																			
DL		#56 Damian Ilalio (EE-lah-LEE-oh) 6-2, 300, Jr-2L Manhattan, Kan. (Manhattan)	<ul style="list-style-type: none">LAST GAME: 3 tackles, TFL vs. NC State (12/28/23)Played in 11 games with 3 starts in 2023.Set a new career high with 3 tackles in the 2023 Pop-Tarts Bowl vs. NC State.	<table><tr><th>Year</th><th>U-A-T</th><th>TFL-Yds.</th><th>Sk-Yds</th><th>INT</th><th>PD</th><th>F/R</th></tr><tr><td>2023</td><td>5-4-9</td><td>2.0-4</td><td>0.5-2</td><td>0</td><td>0</td><td>0/0</td></tr><tr><td>CAR</td><td>7-4-11</td><td>2.0-4</td><td>0.5-2</td><td>0</td><td>0</td><td>0/0</td></tr></table> Car. Highs: Tackles: 3; TFL: 1.0; Sacks: 0.5	Year	U-A-T	TFL-Yds.	Sk-Yds	INT	PD	F/R	2023	5-4-9	2.0-4	0.5-2	0	0	0/0	CAR	7-4-11	2.0-4	0.5-2	0	0	0/0
	Year	U-A-T	TFL-Yds.	Sk-Yds	INT	PD	F/R																		
2023	5-4-9	2.0-4	0.5-2	0	0	0/0																			
CAR	7-4-11	2.0-4	0.5-2	0	0	0/0																			
	#99 Uso Seumalo (OO-soh SAY-oh-mall-oh) 6-3, 333, Sr-2L Maunaloa, Hawai'i (Garden City CC)	<ul style="list-style-type: none">LAST GAME: 1 tackle at Kansas (11/18/23)A 10-game starter a year ago who earned All-Big 12 Honorable Mention accolades.Rated the 2nd-best community college DT in the Class of 2022 by ESPN.	<table><tr><th>Year</th><th>U-A-T</th><th>TFL-Yds.</th><th>Sk-Yds</th><th>INT</th><th>PD</th><th>F/R</th></tr><tr><td>2023</td><td>8-10-18</td><td>1.5-5</td><td>1.5-5</td><td>0</td><td>1</td><td>0/1</td></tr><tr><td>CAR</td><td>12-11-23</td><td>3.5-8</td><td>1.5-5</td><td>0</td><td>3</td><td>0/1</td></tr></table> Car. Highs: Tackles: 4; TFL: 1.0; Sacks: 1.0; PD: 2; FR: 1	Year	U-A-T	TFL-Yds.	Sk-Yds	INT	PD	F/R	2023	8-10-18	1.5-5	1.5-5	0	1	0/1	CAR	12-11-23	3.5-8	1.5-5	0	3	0/1	
Year	U-A-T	TFL-Yds.	Sk-Yds	INT	PD	F/R																			
2023	8-10-18	1.5-5	1.5-5	0	1	0/1																			
CAR	12-11-23	3.5-8	1.5-5	0	3	0/1																			
DE		#39 Travis Bates 6-3, 265, So.-TR Tomball, Texas (Austin Peay Univ.)	<ul style="list-style-type: none">LAST GAME: 5 tackles vs. Chattanooga (11/25/23)Earned 2023 FCS Freshman All-America honors from Phil Steele.Blocked an XP last year vs. Eastern Kentucky.	<table><tr><th>Year</th><th>U-A-T</th><th>TFL-Yds.</th><th>Sk-Yds</th><th>INT</th><th>PD</th><th>F/R</th></tr><tr><td>2023</td><td>11-21-32</td><td>5.5-21</td><td>3.0-13</td><td>0</td><td>2</td><td>0/0</td></tr><tr><td>CAR</td><td>11-21-32</td><td>5.5-21</td><td>3.0-13</td><td>0</td><td>2</td><td>0/0</td></tr></table> Car. Highs: Tackles: 6; TFL: 2.0; Sacks: 1.0; PD: 1	Year	U-A-T	TFL-Yds.	Sk-Yds	INT	PD	F/R	2023	11-21-32	5.5-21	3.0-13	0	2	0/0	CAR	11-21-32	5.5-21	3.0-13	0	2	0/0
	Year	U-A-T	TFL-Yds.	Sk-Yds	INT	PD	F/R																		
2023	11-21-32	5.5-21	3.0-13	0	2	0/0																			
CAR	11-21-32	5.5-21	3.0-13	0	2	0/0																			
	#8 Chiddi Obiazor (CHEE-dee oh-bee-EYE-zor) 6-6, 282, Fr-RS Eden Prairie, Minn. (Eden Prairie)	<ul style="list-style-type: none">LAST GAME: 0.5 sacks vs. NC State (12/28/23)Played in 3 games last year as he retained his redshirt.Older brother, Namdi, is a linebacker at TCU	<table><tr><th>Year</th><th>U-A-T</th><th>TFL-Yds.</th><th>Sk-Yds</th><th>INT</th><th>PD</th><th>F/R</th></tr><tr><td>2023</td><td>1-1-2</td><td>0.5-1</td><td>0.5-1</td><td>0</td><td>0</td><td>0/0</td></tr><tr><td>CAR</td><td>1-1-2</td><td>0.5-1</td><td>0.5-1</td><td>0</td><td>0</td><td>0/0</td></tr></table> Car. Highs: Tackles: 1; TFL: 0.5; Sacks: 0.5	Year	U-A-T	TFL-Yds.	Sk-Yds	INT	PD	F/R	2023	1-1-2	0.5-1	0.5-1	0	0	0/0	CAR	1-1-2	0.5-1	0.5-1	0	0	0/0	
Year	U-A-T	TFL-Yds.	Sk-Yds	INT	PD	F/R																			
2023	1-1-2	0.5-1	0.5-1	0	0	0/0																			
CAR	1-1-2	0.5-1	0.5-1	0	0	0/0																			
DE		#47 Cody Stufflebean 6-4, 257, Sr-2L McPherson, Kan. (McPherson)	<ul style="list-style-type: none">LAST GAME: Played vs. NC State (12/28/23); No statsHas played in each of the last 27 games dating back to the start of the 2022 season.Set career highs in tackles (4) and sacks (2) last year vs. Baylor.	<table><tr><th>Year</th><th>U-A-T</th><th>TFL-Yds.</th><th>Sk-Yds</th><th>INT</th><th>PD</th><th>F/R</th></tr><tr><td>2023</td><td>14-5-19</td><td>2.5-14</td><td>2.0-13</td><td>0</td><td>0</td><td>1/0</td></tr><tr><td>CAR</td><td>17-9-26</td><td>2.5-14</td><td>2.0-13</td><td>0</td><td>0</td><td>2/0</td></tr></table> Car. Highs: Tackles: 4; TFL: 2.0; Sacks: 2.0; FF: 1	Year	U-A-T	TFL-Yds.	Sk-Yds	INT	PD	F/R	2023	14-5-19	2.5-14	2.0-13	0	0	1/0	CAR	17-9-26	2.5-14	2.0-13	0	0	2/0
	Year	U-A-T	TFL-Yds.	Sk-Yds	INT	PD	F/R																		
2023	14-5-19	2.5-14	2.0-13	0	0	1/0																			
CAR	17-9-26	2.5-14	2.0-13	0	0	2/0																			
	#91 Jordan Allen 6-4, 258, Fr-RS Olathe, Kan. (Olathe South)	<ul style="list-style-type: none">Redshirted the 2023 season.Rated the 31st-best weakside DE in the Class of 2023 by On3 and RivalsAn all-state selection as both a LB and WR during his prep career.																							
SLB		#32 Desmond Purnell 6-0, 236, Jr-2L Topeka, Kan. (Hayden)	<ul style="list-style-type: none">LAST GAME: 5 tackles, TFL vs. NC State (12/28/23)Started all 13 games last year as he earned All-Big 12 Honorable Mention accolades.Tallied at least 5 tackles in 5 of the last 7 games last year.	<table><tr><th>Year</th><th>U-A-T</th><th>TFL-Yds.</th><th>Sk-Yds</th><th>INT</th><th>PD</th><th>F/R</th></tr><tr><td>2023</td><td>35-17-52</td><td>4.5-12</td><td>0.5-4</td><td>1</td><td>3</td><td>3/2</td></tr><tr><td>CAR</td><td>44-29-73</td><td>5.5-12</td><td>0.5-4</td><td>1</td><td>5</td><td>3/3</td></tr></table> Car. Highs: Tackles: 7; TFL: 1.0; Sacks: 0.5; INT: 1; PD: 2; FF: 1; FR: 1	Year	U-A-T	TFL-Yds.	Sk-Yds	INT	PD	F/R	2023	35-17-52	4.5-12	0.5-4	1	3	3/2	CAR	44-29-73	5.5-12	0.5-4	1	5	3/3
	Year	U-A-T	TFL-Yds.	Sk-Yds	INT	PD	F/R																		
2023	35-17-52	4.5-12	0.5-4	1	3	3/2																			
CAR	44-29-73	5.5-12	0.5-4	1	5	3/3																			
	#23 Asa Newsom 6-3, 228, Fr-RS Waverly, Iowa (Waverly-Shell Rock)	<ul style="list-style-type: none">LAST GAME: Played vs. UCF (9/23/23); No statsPlayed in each of the first 4 games last year before suffering a season-ending injury.Rated the 10th-best LB in the Class of 2023 by On3.	<table><tr><th>Year</th><th>U-A-T</th><th>TFL-Yds.</th><th>Sk-Yds</th><th>INT</th><th>PD</th><th>F/R</th></tr><tr><td>2023</td><td>4-1-5</td><td>0.5-0</td><td>0.0-0</td><td>0</td><td>0</td><td>0/0</td></tr><tr><td>CAR</td><td>4-1-5</td><td>0.5-0</td><td>0.0-0</td><td>0</td><td>0</td><td>0/0</td></tr></table> Car. Highs: Tackles: 4; TFL: 0.5	Year	U-A-T	TFL-Yds.	Sk-Yds	INT	PD	F/R	2023	4-1-5	0.5-0	0.0-0	0	0	0/0	CAR	4-1-5	0.5-0	0.0-0	0	0	0/0	
Year	U-A-T	TFL-Yds.	Sk-Yds	INT	PD	F/R																			
2023	4-1-5	0.5-0	0.0-0	0	0	0/0																			
CAR	4-1-5	0.5-0	0.0-0	0	0	0/0																			
MLB		#45 Austin Romaine (roe-MANE) 6-2, 242, So.-1L Hillsboro, Mo. (Hillsboro)	<ul style="list-style-type: none">LAST GAME: 2 tackles vs. NC State (12/28/23)Pressed into starting duties last year as a true FR, earning 5 starts.Picked up votes for the 2023 Big 12 Defensive Player of the Year award.	<table><tr><th>Year</th><th>U-A-T</th><th>TFL-Yds.</th><th>Sk-Yds</th><th>INT</th><th>PD</th><th>F/R</th></tr><tr><td>2023</td><td>15-7-22</td><td>3.0-5</td><td>1.0-3</td><td>0</td><td>0</td><td>0/0</td></tr><tr><td>CAR</td><td>15-7-22</td><td>3.0-5</td><td>1.0-3</td><td>0</td><td>0</td><td>0/0</td></tr></table> Car. Highs: Tackles: 6; TFL: 1.0; Sacks: 1.0	Year	U-A-T	TFL-Yds.	Sk-Yds	INT	PD	F/R	2023	15-7-22	3.0-5	1.0-3	0	0	0/0	CAR	15-7-22	3.0-5	1.0-3	0	0	0/0
	Year	U-A-T	TFL-Yds.	Sk-Yds	INT	PD	F/R																		
2023	15-7-22	3.0-5	1.0-3	0	0	0/0																			
CAR	15-7-22	3.0-5	1.0-3	0	0	0/0																			
	#57 Beau Palmer 6-2, 225, Sr-2L Overland Park, Kan. (Blue Valley)	<ul style="list-style-type: none">LAST GAME: 4 tackles, 0.5 TFL vs. NC State (12/28/23)Started each of the final 2 games last season.Tied for team-high honors with five tackles on kickoff coverage a year ago.	<table><tr><th>Year</th><th>U-A-T</th><th>TFL-Yds.</th><th>Sk-Yds</th><th>INT</th><th>PD</th><th>F/R</th></tr><tr><td>2023</td><td>16-9-25</td><td>3.5-12</td><td>1.0-7</td><td>0</td><td>1</td><td>0/0</td></tr><tr><td>CAR</td><td>20-9-29</td><td>3.5-12</td><td>1.0-7</td><td>0</td><td>1</td><td>0/0</td></tr></table> Car. Highs: Tackles: 4; TFL: 1.0; Sacks: 1.0; PD: 1	Year	U-A-T	TFL-Yds.	Sk-Yds	INT	PD	F/R	2023	16-9-25	3.5-12	1.0-7	0	1	0/0	CAR	20-9-29	3.5-12	1.0-7	0	1	0/0	
Year	U-A-T	TFL-Yds.	Sk-Yds	INT	PD	F/R																			
2023	16-9-25	3.5-12	1.0-7	0	1	0/0																			
CAR	20-9-29	3.5-12	1.0-7	0	1	0/0																			
WLB		#41 Austin Moore 6-1, 220, Sr-4L Louisburg, Kan. (Louisburg)	<ul style="list-style-type: none">LAST GAME: 4 tackles, 0.5 TFL vs. NC State (12/28/23)On the watch list for the 2024 Bednarik Award.A two-time All-Big 12 honoree who earned second-team accolades last season.	<table><tr><th>Year</th><th>U-A-T</th><th>TFL-Yds.</th><th>Sk-Yds</th><th>INT</th><th>PD</th><th>F/R</th></tr><tr><td>2023</td><td>40-23-63</td><td>12.5-31</td><td>1.5-8</td><td>0</td><td>0</td><td>0/1</td></tr><tr><td>CAR</td><td>112-60-172</td><td>25.5-65</td><td>3.0-16</td><td>1</td><td>5</td><td>2/2</td></tr></table> Car. Highs: Tackles: 9; TFL: 3.0; Sacks: 1.0; INT: 1; PD: 2; FF: 1; FR: 1	Year	U-A-T	TFL-Yds.	Sk-Yds	INT	PD	F/R	2023	40-23-63	12.5-31	1.5-8	0	0	0/1	CAR	112-60-172	25.5-65	3.0-16	1	5	2/2
	Year	U-A-T	TFL-Yds.	Sk-Yds	INT	PD	F/R																		
2023	40-23-63	12.5-31	1.5-8	0	0	0/1																			
CAR	112-60-172	25.5-65	3.0-16	1	5	2/2																			
	#28 Rex Van Wyhe 6-5, 239, So-RS Rock Rapids, Iowa (Iowa Central CC)	<ul style="list-style-type: none">LAST GAME: Played vs. NC State (12/28/23); No statsPlayed in 4 games last year as he retained his redshirt.Rated the 11th-best overall CC prospect in the Class of 2023 by Rivals, No. 2 among CC LB by ESPN.	<table><tr><th>Year</th><th>U-A-T</th><th>TFL-Yds.</th><th>Sk-Yds</th><th>INT</th><th>PD</th><th>F/R</th></tr><tr><td>2023</td><td>3-1-4</td><td>1.0-1</td><td>0.0-0</td><td>0</td><td>1</td><td>0/0</td></tr><tr><td>CAR</td><td>3-1-4</td><td>1.0-1</td><td>0.0-0</td><td>0</td><td>1</td><td>0/0</td></tr></table> Car. Highs: Tackles: 3; TFL: 1.0; PD: 1	Year	U-A-T	TFL-Yds.	Sk-Yds	INT	PD	F/R	2023	3-1-4	1.0-1	0.0-0	0	1	0/0	CAR	3-1-4	1.0-1	0.0-0	0	1	0/0	
Year	U-A-T	TFL-Yds.	Sk-Yds	INT	PD	F/R																			
2023	3-1-4	1.0-1	0.0-0	0	1	0/0																			
CAR	3-1-4	1.0-1	0.0-0	0	1	0/0																			
CB		#10 Jacob Parrish 5-10, 198, Jr-2L Olathe, Kan. (Olathe North)	<ul style="list-style-type: none">LAST GAME: 6 tackles, 0.5 sack, INT vs. NC State (12/28/23)Started all 12 games played last year as he earned All-Big 12 Honorable Mention accolades.Tied for 4th in the Big 12 and 19th nationally in INTs last season.	<table><tr><th>Year</th><th>U-A-T</th><th>TFL-Yds.</th><th>Sk-Yds</th><th>INT</th><th>PD</th><th>F/R</th></tr><tr><td>2023</td><td>37-7-44</td><td>2.5-3</td><td>0.5-1</td><td>4</td><td>13</td><td>0/0</td></tr><tr><td>CAR</td><td>48-10-58</td><td>2.0-3</td><td>0.5-1</td><td>4</td><td>16</td><td>0/1</td></tr></table> Car. Highs: Tackles: 6; TFL: 1.0; Sacks: 0.5; INT: 2; PD: 3; FR: 1	Year	U-A-T	TFL-Yds.	Sk-Yds	INT	PD	F/R	2023	37-7-44	2.5-3	0.5-1	4	13	0/0	CAR	48-10-58	2.0-3	0.5-1	4	16	0/1
	Year	U-A-T	TFL-Yds.	Sk-Yds	INT	PD	F/R																		
2023	37-7-44	2.5-3	0.5-1	4	13	0/0																			
CAR	48-10-58	2.0-3	0.5-1	4	16	0/1																			
	#5 Justice James 5-10, 198, Sr-1L West Columbia, Texas (Tyler JC)	<ul style="list-style-type: none">LAST GAME: 2 tackles vs. NC State (12/28/23)Played in 11 games last year as both a reserve CB and on special teams.Had 3 special teams tackles in 2023.	<table><tr><th>Year</th><th>U-A-T</th><th>TFL-Yds.</th><th>Sk-Yds</th><th>INT</th><th>PD</th><th>F/R</th></tr><tr><td>2023</td><td>7-2-9</td><td>1.0-2</td><td>0.0-0</td><td>0</td><td>1</td><td>0/0</td></tr><tr><td>CAR</td><td>7-2-9</td><td>1.0-2</td><td>0.0-0</td><td>0</td><td>1</td><td>0/0</td></tr></table> Car. Highs: Tackles: 3; TFL: 1.0; PD: 1	Year	U-A-T	TFL-Yds.	Sk-Yds	INT	PD	F/R	2023	7-2-9	1.0-2	0.0-0	0	1	0/0	CAR	7-2-9	1.0-2	0.0-0	0	1	0/0	
Year	U-A-T	TFL-Yds.	Sk-Yds	INT	PD	F/R																			
2023	7-2-9	1.0-2	0.0-0	0	1	0/0																			
CAR	7-2-9	1.0-2	0.0-0	0	1	0/0																			
SS		#19 VJ Payne 6-3, 211, Jr-2L Gainesville, Ga. (Buford)	<ul style="list-style-type: none">LAST GAME: 10 tackles vs. NC State (12/28/23)Has started each of the last 16 games dating back to 2022.Tied a career high with 10 tackles in the Pop-Tarts Bowl vs. NC State.	<table><tr><th>Year</th><th>U-A-T</th><th>TFL-Yds.</th><th>Sk-Yds</th><th>INT</th><th>PD</th><th>F/R</th></tr><tr><td>2023</td><td>44-13-57</td><td>3.0-6</td><td>0.0-0</td><td>1</td><td>4</td><td>0/1</td></tr><tr><td>CAR</td><td>62-22-84</td><td>4.0-10</td><td>1.0-4</td><td>1</td><td>4</td><td>0/1</td></tr></table> Car. Highs: Tackles: 10; TFL: 1.0; Sacks: 1.0; INT: 1; PD: 2; FF: 1; FR: 1	Year	U-A-T	TFL-Yds.	Sk-Yds	INT	PD	F/R	2023	44-13-57	3.0-6	0.0-0	1	4	0/1	CAR	62-22-84	4.0-10	1.0-4	1	4	0/1
	Year	U-A-T	TFL-Yds.	Sk-Yds	INT	PD	F/R																		
2023	44-13-57	3.0-6	0.0-0	1	4	0/1																			
CAR	62-22-84	4.0-10	1.0-4	1	4	0/1																			
	#2 Colby McCalister OR	<ul style="list-style-type: none">MCCALISTER'S LAST GAME: 6 tackles, PD vs. NC State (12/28/23)FAIR'S LAST GAME: 1 tackle vs. NC State (12/28/23)MCCALISTER: Played in all 13 games last year with a pair of starts.	<table><tr><th>MCCALISTER U-A-T</th><th>TFL-Yds.</th><th>Sk-Yds</th><th>INT</th><th>PD</th><th>F/R</th></tr><tr><td>2023</td><td>23-4-27</td><td>1.5-22</td><td>1.0-11</td><td>0</td><td>1</td><td>1/0</td></tr><tr><td>CAR</td><td>23-4-27</td><td>1.5-22</td><td>1.0-11</td><td>0</td><td>1</td><td>1/0</td></tr></table> Car. Highs: Tackles: 6; TFL: 1.0; Sacks: 1.0; PD: 1; FF: 1	MCCALISTER U-A-T	TFL-Yds.	Sk-Yds	INT	PD	F/R	2023	23-4-27	1.5-22	1.0-11	0	1	1/0	CAR	23-4-27	1.5-22	1.0-11	0	1	1/0		
MCCALISTER U-A-T	TFL-Yds.	Sk-Yds	INT	PD	F/R																				
2023	23-4-27	1.5-22	1.0-11	0	1	1/0																			
CAR	23-4-27	1.5-22	1.0-11	0	1	1/0																			
JS		#6 Jordan Riley 6-0, 202, Sr-TR Clinton, Md. (Ball State Univ.)	<ul style="list-style-type: none">LAST GAME: 2 tackles, PD vs. Miami [Ohio] (11/25/23)Played in 37 games with 24 starts over the last 3 seasons at Ball State.Tied for 24th nationally in solo tackles per game (5.1) in 2022.	<table><tr><th>Year</th><th>U-A-T</th><th>TFL-Yds.</th><th>Sk-Yds</th><th>INT</th><th>PD</th><th>F/R</th></tr><tr><td>2023</td><td>39-22-61</td><td>3.0-8</td><td>0.0-0</td><td>0</td><td>8</td><td>0/1</td></tr><tr><td>CAR</td><td>107-60-167</td><td>6.0-17</td><td>1.0-1</td><td>0</td><td>20</td><td>1/1</td></tr></table> Car. Highs: Tackles: 14; TFL: 2.0; Sacks: 1.0; PD: 4; FF: 1; FR: 1	Year	U-A-T	TFL-Yds.	Sk-Yds	INT	PD	F/R	2023	39-22-61	3.0-8	0.0-0	0	8	0/1	CAR	107-60-167	6.0-17	1.0-1	0	20	1/1
	Year	U-A-T	TFL-Yds.	Sk-Yds	INT	PD	F/R																		
2023	39-22-61	3.0-8	0.0-0	0	8	0/1																			
CAR	107-60-167	6.0-17	1.0-1	0	20	1/1																			
	#36 Jack Fabris (FAB-ris) 6-2, 193, Fr-RS Bogart, Ga. (North Oconee)	<ul style="list-style-type: none">LAST GAME: 2 tackles vs. NC State (12/28/23)Saw action in 4 games last year as he retained his redshirt.Son of Jon Fabris, who coached collegiately for 37 years, including 2 stints at K-State.	<table><tr><th>Year</th><th>U-A-T</th><th>TFL-Yds.</th><th>Sk-Yds</th><th>INT</th><th>PD</th><th>F/R</th></tr><tr><td>2023</td><td>3-1-4</td><td>0.0-0</td><td>0.0-0</td><td>0</td><td>0</td><td>0/0</td></tr><tr><td>CAR</td><td>3-1-4</td><td>0.0-0</td><td>0.0-0</td><td>0</td><td>0</td><td>0/0</td></tr></table> Car. Highs: Tackles: 2	Year	U-A-T	TFL-Yds.	Sk-Yds	INT	PD	F/R	2023	3-1-4	0.0-0	0.0-0	0	0	0/0	CAR	3-1-4	0.0-0	0.0-0	0	0	0/0	
Year	U-A-T	TFL-Yds.	Sk-Yds	INT	PD	F/R																			
2023	3-1-4	0.0-0	0.0-0	0	0	0/0																			
CAR	3-1-4	0.0-0	0.0-0	0	0	0/0																			
FS		#21 Marques Sigle (mar-KEECE SEE-guil) 6-0, 197, Sr-1L Omaha, Neb. (North Dakota St. Univ.)	<ul style="list-style-type: none">LAST GAME: 3 tackles, 2 PD vs. NC State (12/28/23)Tied for team-high honors with 63 tackles last year as he earned All-Big 12 honors.Came to K-State prior to 2023 after spending parts of 3 seasons at North Dakota State.	<table><tr><th>Year</th><th>U-A-T</th><th>TFL-Yds.</th><th>Sk-Yds</th><th>INT</th><th>PD</th><th>F/R</th></tr><tr><td>2023</td><td>47-16-63</td><td>3.0-11</td><td>0.0-0</td><td>1</td><td>10</td><td>0/0</td></tr><tr><td>CAR</td><td>77-37-114</td><td>4.0-19</td><td>1.0-8</td><td>4</td><td>20</td><td>2/0</td></tr></table> Car. Highs: Tackles: 8; TFL: 1.0; Sacks: 1.0; INT: 1; PD: 2; FF: 1	Year	U-A-T	TFL-Yds.	Sk-Yds	INT	PD	F/R	2023	47-16-63	3.0-11	0.0-0	1	10	0/0	CAR	77-37-114	4.0-19	1.0-8	4	20	2/0
	Year	U-A-T	TFL-Yds.	Sk-Yds	INT	PD	F/R																		
2023	47-16-63	3.0-11	0.0-0	1	10	0/0																			
CAR	77-37-114	4.0-19	1.0-8	4	20	2/0																			
	#12 Nickendre Stiger (nuh-KIN-dre STYE-gur) OR	<ul style="list-style-type: none">STIGER'S LAST GAME: Played vs. Houston (10/28/23); No statsCOBB'S LAST GAME: Played vs. NC State (12/28/23); No statsSTIGER: Played in 3 games last year.	<table><tr><th>STIGER U-A-T</th><th>TFL-Yds.</th><th>Sk-Yds</th><th>INT</th><th>PD</th><th>F/R</th></tr><tr><td>2023</td><td>0-1-1</td><td>0.0-0</td><td>0.0-0</td><td>0</td><td>1</td><td>0/0</td></tr><tr><td>CAR</td><td>2-2-4</td><td>0.0-0</td><td>0.0-0</td><td>0</td><td>1</td><td>0/0</td></tr></table> Car. Highs: Tackles: 1; PD: 1	STIGER U-A-T	TFL-Yds.	Sk-Yds	INT	PD	F/R	2023	0-1-1	0.0-0	0.0-0	0	1	0/0	CAR	2-2-4	0.0-0	0.0-0	0	1	0/0		
STIGER U-A-T	TFL-Yds.	Sk-Yds	INT	PD	F/R																				
2023	0-1-1	0.0-0	0.0-0	0	1	0/0																			
CAR	2-2-4	0.0-0	0.0-0	0	1	0/0																			
CB		#27 Daniel Cobbs																							
		#1 Keenan Garber 6-0, 188, Sr-4L Lawrence, Kan. (Free State)	<ul style="list-style-type: none">LAST GAME: 1 tackle vs. NC State (12/28/23)Played in 13 games last year with 5 starts.Recorded a 45-yd INT return TD vs. Baylor.	<table><tr><th>Year</th><th>U-A-T</th><th>TFL-Yds.</th><th>Sk-Yds</th><th>INT</th><th>PD</th><th>F/R</th></tr><tr><td>2023</td><td>21-1-22</td><td>1.0-2</td><td>0.0-0</td><td>1</td><td>5</td><td>0/0</td></tr><tr><td>CAR</td><td>22-1-23</td><td>1.0-2</td><td>0.0-0</td><td>1</td><td>5</td><td>0/0</td></tr></table> Car. Highs: Tackles: 5; TFL: 1.0; INT: 1; PD: 2	Year	U-A-T	TFL-Yds.	Sk-Yds	INT	PD	F/R	2023	21-1-22	1.0-2	0.0-0	1	5	0/0	CAR	22-1-23	1.0-2	0.0-0	1	5	0/0
Year	U-A-T	TFL-Yds.	Sk-Yds	INT	PD	F/R																			
2023	21-1-22	1.0-2	0.0-0	1	5	0/0																			
CAR	22-1-23	1.0-2	0.0-0	1	5	0/0																			
	#39 Jordan Dunbar OR	<ul style="list-style-type: none">DUNBAR'S LAST GAME: 1 tackle, 2 PD vs. Southern Miss (12/17/22)DUNBAR: Played in 25 games over 3 seasons at Rice, including a 2022 All-CUSA honors campaign.MCINTOSH: Regarded as the 42nd-best CB in the Class of 2023 by On3.	<table><tr><th>DUNBAR U-A-T</th><th>TFL-Yds.</th><th>Sk-Yds</th><th>INT</th><th>PD</th><th>F/R</th></tr><tr><td>2022</td><td>21-4-25</td><td>0.0-0</td><td>0.0-0</td><td>0</td><td>10</td><td>0/0</td></tr><tr><td>CAR</td><td>44-11-55</td><td>0.0-0</td><td>0.0-0</td><td>0</td><td>19</td><td>0/0</td></tr></table> Car. Highs: Tackles: 7; PD: 3	DUNBAR U-A-T	TFL-Yds.	Sk-Yds	INT	PD	F/R	2022	21-4-25	0.0-0	0.0-0	0	10	0/0	CAR	44-11-55	0.0-0	0.0-0	0	19	0/0		
DUNBAR U-A-T	TFL-Yds.	Sk-Yds	INT	PD	F/R																				
2022	21-4-25	0.0-0	0.0-0	0	10	0/0																			
CAR	44-11-55	0.0-0	0.0-0	0	19	0/0																			
	#9 Donovan McIntosh		2021-22 at Rice																						



FG		#17 Chris Tennant 6-5, 226, Sr.-3L Shawnee, Kan. (Mill Valley)	<ul style="list-style-type: none">• LAST GAME AT PK: 4-for-4 PAT vs. NC State (12/28/23)• Enters 2024 ranked in the top-10 in school history in 3 categories (see pg. 46).• Earned All-Big 12 Honorable Mention accolades in 2023.	<table><tr><th>YEAR</th><th>FGM-A</th><th>Pct.</th><th>LG</th><th>XPM-A</th><th>Pct.</th></tr><tr><td>2023</td><td>11-14</td><td>78.6</td><td>51</td><td>56-57</td><td>98.2</td></tr><tr><td>CAR</td><td>25-36</td><td>69.4</td><td>51</td><td>95-98</td><td>96.9</td></tr><tr><td colspan="6">Car. Highs: FG: 3; XP: 8</td></tr></table>	YEAR	FGM-A	Pct.	LG	XPM-A	Pct.	2023	11-14	78.6	51	56-57	98.2	CAR	25-36	69.4	51	95-98	96.9	Car. Highs: FG: 3; XP: 8					
	YEAR	FGM-A	Pct.	LG	XPM-A	Pct.																						
2023	11-14	78.6	51	56-57	98.2																							
CAR	25-36	69.4	51	95-98	96.9																							
Car. Highs: FG: 3; XP: 8																												
	#96 Leyton Simmering 6-0, 173, So.-SQ Rosemount, Minn. (Rosemount)	<ul style="list-style-type: none">• LAST GAME AT PK: 0-for-1 PAT vs. Houston (10/28/23)• Was successful on a PAT kick last year vs. SEMO.• Rated the 23rd-best kicker in the Class of 2022 by National Kicking Rankings.	<table><tr><th>Year</th><th>FGM-A</th><th>Pct.</th><th>LG</th><th>XPM-A</th><th>Pct.</th></tr><tr><td>2023</td><td>0-0</td><td>0.0</td><td></td><td>1-2</td><td>50.0</td></tr><tr><td>CAR</td><td>0-0</td><td>0.0</td><td></td><td>1-2</td><td>50.0</td></tr><tr><td colspan="6">Car. Highs: XP: 1</td></tr></table>	Year	FGM-A	Pct.	LG	XPM-A	Pct.	2023	0-0	0.0		1-2	50.0	CAR	0-0	0.0		1-2	50.0	Car. Highs: XP: 1						
Year	FGM-A	Pct.	LG	XPM-A	Pct.																							
2023	0-0	0.0		1-2	50.0																							
CAR	0-0	0.0		1-2	50.0																							
Car. Highs: XP: 1																												
HLD		#35 Simon McClannan 5-11, 190, Fr.-RS Omaha, Neb. (Millard South)	<ul style="list-style-type: none">• Has not held during his time at K-State.	<table><tr><th>Year</th><th>Games</th></tr><tr><td>2023</td><td>2</td></tr><tr><td>CAR</td><td>2</td></tr></table>	Year	Games	2023	2	CAR	2																		
	Year	Games																										
2023	2																											
CAR	2																											
	#30 Teagan Cobb 6-2, 215, Fr.-RS Rose Hill, Kan. (Rose Hill)	<ul style="list-style-type: none">• Has not held during his time at K-State.																										
SNP		#16 Mason Olguin 6-1, 226, Jr.-SQ Edmond, Okla. (Dodge City CC)	<ul style="list-style-type: none">• Snapped for an extra point attempt last year vs. Houston.• Rated the No. 1 available transfer long snapper in 2022 by Kohl's Snapping.• Redshirted the 2022 season.	<table><tr><th>Year</th><th>Games</th></tr><tr><td>2023</td><td>1</td></tr><tr><td>CAR</td><td>1</td></tr></table>	Year	Games	2023	1	CAR	1																		
	Year	Games																										
2023	1																											
CAR	1																											
	#46 Keane Bessert 6-0, 220, Fr.-TR Loma, Colo. (Univ. of Wisconsin)	<ul style="list-style-type: none">• Redshirted the 2023 season at Wisconsin.• Rated the No. 3 long snapper nationally in the Class of 2023 by Rubio Long Snapping.• Father, Bob, was an OL for the Wildcats from 1983 through 1986.																										
P		#35 Simon McClannan 5-11, 190, Fr.-RS Omaha, Neb. (Millard South)	<ul style="list-style-type: none">• Has not punted during his time at K-State.• Rated the 23rd-best punter in the Class of 2023 by Kohl's Kicking.• Earned consecutive all-state honors from the <i>Lincoln Journal Star</i>.																									
		#30 Teagan Cobb 6-2, 215, Fr.-RS Rose Hill, Kan. (Rose Hill)	<ul style="list-style-type: none">• Redshirted the 2023 season.• Earned first team all-state honors in 2022 from the <i>Wichita Eagle</i> and KSHSAA Covered.																									
KO		#17 Chris Tennant 6-5, 226, Sr.-3L Shawnee, Kan. (Mill Valley)	<ul style="list-style-type: none">• LAST GAME AT KO: 4 KO, 58.5-yd avg vs. NC State (12/28/23)• Kicked off for the first time in his career during the 2023 season.• Had a career-best 6 touchbacks in the 2023 season opener against SEMO.	<table><tr><th>Year</th><th>No.</th><th>Yards</th><th>Avg.</th><th>TB</th></tr><tr><td>2023</td><td>85</td><td>5,154</td><td>60.6</td><td>34</td></tr><tr><td>CAR</td><td>85</td><td>5,154</td><td>60.6</td><td>34</td></tr><tr><td colspan="5">Car. Highs: KO: 10; Avg: 65.0; TB: 6</td></tr></table>	Year	No.	Yards	Avg.	TB	2023	85	5,154	60.6	34	CAR	85	5,154	60.6	34	Car. Highs: KO: 10; Avg: 65.0; TB: 6								
	Year	No.	Yards	Avg.	TB																							
2023	85	5,154	60.6	34																								
CAR	85	5,154	60.6	34																								
Car. Highs: KO: 10; Avg: 65.0; TB: 6																												
	#35 Simon McClannan 5-11, 190, Fr.-RS Omaha, Neb. (Millard South)	<ul style="list-style-type: none">• LAST GAME AT KO: 1 KO, 56 yds vs. NC State (12/28/23)• Kicked off twice in 2023 as he retained his redshirt.	<table><tr><th>Year</th><th>No.</th><th>Yards</th><th>Avg.</th><th>TB</th></tr><tr><td>2023</td><td>2</td><td>114</td><td>57.0</td><td>0</td></tr><tr><td>CAR</td><td>2</td><td>114</td><td>57.0</td><td>0</td></tr><tr><td colspan="5">Car. Highs: KO: 1; Avg: 58.0</td></tr></table>	Year	No.	Yards	Avg.	TB	2023	2	114	57.0	0	CAR	2	114	57.0	0	Car. Highs: KO: 1; Avg: 58.0									
Year	No.	Yards	Avg.	TB																								
2023	2	114	57.0	0																								
CAR	2	114	57.0	0																								
Car. Highs: KO: 1; Avg: 58.0																												
KOR		#3 Dylan Edwards 5-9, 167, So.-TR Derby, Kan. (Univ. of Colorado)	<ul style="list-style-type: none">• LAST GAME RETURNING: 1 ret, 24 yds vs. Oregon State (11/4/23)• Returned 5 kickoffs for a 21.0-yd average in 2023 while playing at Colorado.• Averaged 34.7 yds per return with 3 TDs during his prep career at Derby HS.	<table><tr><th>Year</th><th>Ret.</th><th>Yds.</th><th>Avg</th><th>TD</th><th>LG</th></tr><tr><td>2023</td><td>5</td><td>105</td><td>21.0</td><td>0</td><td>24</td></tr><tr><td>CAR</td><td>5</td><td>105</td><td>21.0</td><td>0</td><td>24</td></tr><tr><td colspan="6">Car. Highs: Ret: 2; Yds: 46 2023 at Colorado</td></tr></table>	Year	Ret.	Yds.	Avg	TD	LG	2023	5	105	21.0	0	24	CAR	5	105	21.0	0	24	Car. Highs: Ret: 2; Yds: 46 2023 at Colorado					
	Year	Ret.	Yds.	Avg	TD	LG																						
	2023	5	105	21.0	0	24																						
CAR	5	105	21.0	0	24																							
Car. Highs: Ret: 2; Yds: 46 2023 at Colorado																												
	#1 Jayce Brown OR	<ul style="list-style-type: none">• JOHNSON'S LAST GAME RETURNING: 1 ret, 19 yds vs. UCF (9/23/23)• JOHNSON: Returned his first-career kickoff 19 yds last year vs. UCF as he did not return at Iowa.	<table><tr><th>JOHNSON</th><th>Ret.</th><th>Yds.</th><th>Avg</th><th>TD</th><th>LG</th></tr><tr><td>2023</td><td>1</td><td>19</td><td>19.0</td><td>0</td><td>19</td></tr><tr><td>CAR</td><td>1</td><td>19</td><td>19.0</td><td>0</td><td>19</td></tr><tr><td colspan="6">Car. Highs: Ret: 1; Yds: 19</td></tr></table>	JOHNSON	Ret.	Yds.	Avg	TD	LG	2023	1	19	19.0	0	19	CAR	1	19	19.0	0	19	Car. Highs: Ret: 1; Yds: 19						
JOHNSON	Ret.	Yds.	Avg	TD	LG																							
2023	1	19	19.0	0	19																							
CAR	1	19	19.0	0	19																							
Car. Highs: Ret: 1; Yds: 19																												
	#10 Keagan Johnson	<ul style="list-style-type: none">• BROWN: Has not returned a kick at K-State.																										
PR		#3 Dylan Edwards 5-9, 167, So.-TR Derby, Kan. (Univ. of Colorado)	<ul style="list-style-type: none">• LAST GAME RETURNING: 1 ret, 19 yds at Utah (11/25/23)• Had a 19-yd return during the 2023 finale while playing for Colorado.• Averaged 27.6 yds per return with 3 TDs during his prep career at Derby HS.	<table><tr><th>Year</th><th>Ret.</th><th>Yds.</th><th>Avg</th><th>TD</th><th>LG</th></tr><tr><td>2023</td><td>2</td><td>19</td><td>9.5</td><td>0</td><td>19</td></tr><tr><td>CAR</td><td>2</td><td>19</td><td>19.5</td><td>0</td><td>19</td></tr><tr><td colspan="6">Car. Highs: Ret: 1; Yds: 19</td></tr></table>	Year	Ret.	Yds.	Avg	TD	LG	2023	2	19	9.5	0	19	CAR	2	19	19.5	0	19	Car. Highs: Ret: 1; Yds: 19					
	Year	Ret.	Yds.	Avg	TD	LG																						
2023	2	19	9.5	0	19																							
CAR	2	19	19.5	0	19																							
Car. Highs: Ret: 1; Yds: 19																												
	#6 Sterling Lockett 5-10, 170, So.-SQ Leawood, Kan. (Blue Valley)	<ul style="list-style-type: none">• Served as the punt returner for the 2023 Pop-Tarts Bowl but did not have a return.																										

IN-SEASON BIRTHDAYS

Several Wildcats celebrate their birthdays during the 2024 regular season. Below is a list of those players and coaches in addition to the game days for reference.

AUGUST

21 – Chiddi Obiazor (2004)
26 – DJ Giddens (2003)
30 – Ben Wheeler (2005)
31 – UT MARTIN

SEPTEMBER

3 – Austin Romaine (2004)
5 – Leyton Simmering (2003)
6 – Teagan Cobb (2004)
7 – AT TULANE
13 – ARIZONA
13 – Keagan Johnson (2002)
16 – Donovan McIntosh (2004)
18 – Andre Davis (2004)
18 – Boone Morris (2005)
19 – Mason Olguin (2001)

21 – AT BYU

22 – Dylan Edwards (2004)
27 – Chris Klieman
27 – Andrew Metzger (2004)
28 – OKLAHOMA STATE
29 – Devin Vass (2004)
30 – Ryan Davis (2004)

OCTOBER

1 – Jake Stonebraker (2005)
4 – Joe Jackson (2004)
7 – Kyle Rakers (2005)
8 – Sterling Lockett (2003)
8 – Wesley Fair (2004)
9 – Jadon Jackson (2000)
12 – AT COLORADO
19 – AT WEST VIRGINIA

21 – DeVon Rice (2004)

26 – KANSAS
30 – Brock Woolf (2004)

NOVEMBER

2 – AT HOUSTON
2 – Avery Johnson (2004)
2 – JB Price (2005)
3 – Travis Bates (2003)
5 – Will Anciaux (2004)
8 – Buddy Wyatt
8 – Kaden McMahan (2003)
13 – Jacques Spradley-Demps (2005)
14 – Nickendre Stiger (2001)
14 – Andrew Leingang (2002)
14 – Evan Cantu (2003)
16 – ARIZONA STATE

19 – Kam Sallis (2004)

20 – Joe Hall III (2003)
23 – CINCINNATI
23 – Gavin Meyers (2003)
25 – Garrett Harstad (2004)
25 – Kian Payne (2005)
25 – Jackson Voth (2005)
29 – Titus Tuiasosopo (2001)
29 – Donovan Riemann (2003)
30 – AT IOWA STATE
30 – Jordan Dunbar (2001)
30 – Brayden Loftin (2003)
30 – Garrett Oakley (2003)



AVERY JOHNSON

6-2 • 192 • So.-1L
Wichita, Kan. • Maize

- ★ Maxwell Award watch list
- ★ Top 100 Players for 2024 – No. 93 (ESPN)

- Enters the year as the starting QB and will become just the 5th sophomore to start a season opener under center since 1990, joining Eli Roberson (2001), Dylan Meier (2004), Josh Freeman (2007) and Jesse Ertz (2015).
- Voted a team captain for the 2024 season, just the 9th sophomore to serve as a captain in school history.
- Made his first career start at QB in the 2023 Pop-Tarts Bowl, leading the Cats to a 28-19 win over No. 19 NC State and earning MVP honors.
- Just the 5th true FR starting QB in school history, joining James Mack (1975), Duane Howard (1976), Josh Freeman (2006) and Will Howard (2020), while he was the 2nd to start a bowl game (Freeman, 2006 Texas Bowl) and the first to lead a team to victory in a bowl game.
- One of 3 true FR QBs to start a win and bowl game in 2023 (Duke's Grayson Loftis and Tennessee's Nico Iamaleava).
- Had 7 rushing TDs last year, the 2nd most by a FR in school history and tied for the most by a true FR with Deuce Vaughn (2020).
- Tied for 2nd in rushing TDs among all true FR nationally in 2023, while he had the most among true FR QBs.
- Led K-State to a 38-21 victory at Texas Tech as he came off the bench to record 5 rushing TDs, tied for the most in school history for a single game.
- It was the most rushing TDs by any true FR since Oklahoma's Samaje Perine also had five against Kansas in 2014, while it was the most by a true FR QB since at least 1995 and the most ever by a Big 12 true FR QB.
- Also threw for 77 yds on 8-of-9 aim vs. the Red Raiders.
- Started the TCU game as one of 2 QBs on the field as he was flexed out and took an end-around handoff.
- Rated as the top dual-threat QB in the Class of 2023 by Rivals.
- The top player in the state of Kansas for the Class of 2023 by 247Sports, ESPN and On3.
- Competed in the Elite 11 Finals in the summer of 2022, K-State's first Elite 11 quarterback since Josh Freeman in 2005.

2

GAME HIGHS	COMPLETIONS	PASSING TOUCHDOWNS	RUSHING YARDS
	2023..... 14, vs. NC State (12/28)	2023..... 2, vs. NC State (12/28)	2023..... 90, at Texas Tech (10/14)
	Career..... 14, vs. NC State (12/28/23)	Career..... 2, vs. NC State (12/28)	Career..... 90, at Texas Tech (10/14/23)
	ATTEMPTS	LONG PASS	RUSHING TOUCHDOWNS
	2023..... 31, vs. NC State (12/28)	2023..... 43, vs. TCU (10/21)	2023..... 5, at Texas Tech (10/14)
	Career..... 31, vs. NC State (12/28/23)	Career..... 43, vs. TCU (10/21/23)	Career..... 5, at Texas Tech (10/14/23)
	PASSING YARDS	RUSHING ATTEMPTS	LONG RUSH
	2023..... 178, vs. NC State (12/28)	2023..... 16, vs. TCU (10/21)	2023..... 30, at Texas Tech (10/14)
	Career..... 178, vs. NC State (12/28/23)	Career..... 16, vs. TCU (10/21/23)	Career..... 30, at Texas Tech (10/14/23)

PASSING	GP/S	Cmp-Att-Int	Yds	TD	Long	Perc.	Eff.	RUSHING	Att	Yds	TD	Long	Avg/C
2023	8/2	37-66-0	479	5	43	56.1	142.0		52	296	7	30	5.7
TOTAL	8/2	37-66-0	479	5	43	56.1	142.0		52	296	7	30	5.7

JOHNSON'S GAME-BY-GAME STATISTICS

2023	Opponent	Result	PASSING							RUSHING			
			C-A-I	Pct.	Yds	TD	Long	Eff		Att	Yds	TD	Long
Sept. 2	SEMO	W, 45-0	3-4-0	75.0	55	0	24	190.5		5	32	1	15
Sept. 16	at Missouri	L, 27-30	0-0-0	0.0	0	0	0	0.0		5	32	0	11
Oct. 14	at Texas Tech	W, 38-21	8-9-0	88.9	77	0	21	160.8		13	90	5	30
Oct. 21	TCU*	W, 41-3	5-10-0	50.0	90	1	43	158.6		16	73	0	23
Oct. 28	Houston	W, 41-0	5-6-0	83.3	46	1	21	202.7		5	-5	0	5
Nov. 4	at Texas	L, 30-33 (ot)	0-1-0	0.0	0	0	0	0.0		1	-1	0	0
Nov. 11	Baylor	W, 59-25	2-5-0	40.0	33	1	28	161.4		1	4	0	4
Dec. 28	vs. NC State*	W, 28-19	14-31-0	45.2	178	2	37	114.7		7	71	1	19

* Game Started



JADON JACKSON WR • 6-1 • 187 • Sr.-2L
Centeron, Ark. • Univ. of Mississippi

- One of the top players in the rotation in 2023, making 6 starts.
- Opened the scoring in each of the first 2 games of the season, the first Wildcat to have the first TD in each of the first 2 games of a season since Darren Sproles in 2003 against California and Troy.
- Originally entered the program as a transfer from Ole Miss prior to the 2022 season.

JACKSON'S GAME-BY-GAME RECEIVING

Date	Opponent	No	Yds	TD	LG
9/28/19	at Alabama	1	28	7	28
10/5/19	VANDERBILT	1	28	0	28
11/2/19	at Auburn	1	6	0	6
11/9/19	NEW MEXICO STATE	2	25	0	15
12/19/20	at LSU	1	4	0	4
1/2/21	vs. Indiana*	4	38	0	21
10/2/21	at Alabama*	4	30	0	17
10/23/21	LSU*	1	12	0	12
12/31/22	vs. Alabama	2	16	0	10
9/2/23	SEMO*	2	38	7	33
9/9/23	TROY	4	77	1	40
9/16/23	at Missouri*	4	47	0	21
9/23/23	UCF*	3	17	0	12
10/6/23	at Oklahoma State	1	2	0	2
10/14/23	at Texas Tech*	1	10	0	10
11/11/23	BAYLOR	2	53	0	40
12/28/23	vs. NC State	2	8	0	5

2019-21 Seasons at Mississippi

*denotes game started; **Bold Italics** denotes career high

JACKSON'S GAME-BY-GAME RUSHING

Date	Opponent	No	Yds	TD	LG
10/21/23	TCU	1	14	0	14
10/28/23	HOUSTON	2	15	0	8
12/28/23	vs. NC State	1	7	0	7

Bold Italics denotes career high

JACKSON'S CAREER RECEIVING STATS

Year	G/S	No	Yds	Avg	TD	Lg
2019*	9/0	5	87	17.4	1	28
2020*	4/1	5	42	8.4	0	21
2021*	9/3	5	42	8.4	0	17
2022	4/0	2	16	8.0	0	10
2023	13/6	19	252	13.3	2	40
TOTAL	39/10	36	439	12.2	3	40

*at Mississippi

JACKSON'S CAREER RUSHING STATS

Year	G/S	No	Yds	Avg	TD	Lg
2022	13/6	4	36	9.0	0	14
TOTAL	39/10	4	36	9.0	0	14



JAYCE BROWN WR • 6-0 • 179 • So.-1L
Fort Walton Beach, Fla. • Choctawhatchee

- Came on strong at the end of 2023, starting each of the final 6 games.
- Had 401 of his receiving yds and all 3 TDs last year come in the team's final 7 games.
- His 16.2 yds/catch in 2023 were the most among all true FR in the nation, while he tied for the 8th in total receiving yds and tied for 10th in receiving TDs.
- Tied for the 3rd most receiving TDs by a FR in school history in 2023 and tied for the most by a true FR (Tyler Lockett, 2011).
- Also produced the 3rd-most receiving yds and tied for the 4th-most receptions by a FR in school history, while both were the top marks by a true FR.

BROWN'S GAME-BY-GAME RECEIVING

Date	Opponent	No	Yds	TD	LG
9/2/23	SEMO	1	15	0	15
10/14/23	at Texas Tech	1	21	0	21
10/21/23	TCU	4	88	7	43
10/28/23	HOUSTON*	2	13	0	8
11/4/23	at Texas*	4	77	1	32
11/11/23	BAYLOR*	1	6	0	6
11/18/23	at Kansas*	4	96	0	46
11/25/23	IOWA STATE*	5	69	0	20
12/28/23	vs. NC State*	5	52	7	22

*denotes game started; **Bold Italics** denotes career high

BROWN'S GAME-BY-GAME RUSHING

Date	Opponent	No	Yds	TD	LG
9/2/23	SEMO	1	0	0	0
10/21/23	TCU	1	1	0	1
10/28/23	HOUSTON*	2	2	0	2

*denotes game started; **Bold Italics** denotes career high

BROWN'S CAREER RECEIVING STATS

Year	G/S	No	Yds	Avg	TD	Lg
2022	10/6	27	437	16.2	3	46
TOTAL	10/6	27	437	16.2	3	46

BROWN'S CAREER RUSHING STATS

Year	G/S	No	Yds	Avg	TD	Lg
2022	10/6	4	3	0.8	0	2
TOTAL	10/6	4	3	0.8	0	2



KEENAN GARBER CB • 6-0 • 188 • Sr.-4L
Lawrence, Kan. • Free State

- ★ East-West Shrine Bowl watch list

- Part of the regular rotation at CB in 2023, which included 5 starts.
- Had a 45-yd INT TD return vs. Baylor.
- Earned Big 12 Special Teams Player of the Week honors after the KU game when he returned a blocked XP 91 yds for a defensive XP.
- It was the longest defensive XP via a blocked kick in school history, one yard longer than Terence Newman's 90-yd return vs. USC in 2002.

- Originally entered the program as a WR, but moved to CB the week of the Big 12 Championship game and was pressed into action that game due to other injured players, playing on 21 defensive snaps.

GARBER'S GAME-BY-GAME STATS

Date	Opponent	UA-AT-TT	TFL	SACK	INT	PD	F/R
12/3/22	vs. TCU	1-0-1	0.0-0	0.0-0	0	0	0/0
9/2/23	SEMO	2-0-2	0.0-0	0.0-0	0	0	0/0
9/16/23	at Missouri	2-1-3	0.0-0	0.0-0	0	0	0/0
9/23/23	UCF	1-0-1	0.0-0	0.0-0	0	0	0/0
10/6/23	at Oklahoma State*	2-0-2	1.0-2	0.0-0	0	1	0/0
10/14/23	at Texas Tech*	5-0-5	0.0-0	0.0-0	0	0	0/0
10/21/23	TCU*	2-0-2	0.0-0	0.0-0	0	2	0/0
10/28/23	HOUSTON*	2-0-2	0.0-0	0.0-0	0	0	0/0
11/4/23	at Texas	1-0-1	0.0-0	0.0-0	0	0	0/0
11/11/23	BAYLOR	2-0-2	0.0-0	0.0-0	7	2	0/0
11/25/23	IOWA STATE	1-0-1	0.0-0	0.0-0	0	0	0/0
12/28/23	vs. NC State*	1-0-1	0.0-0	0.0-0	0	0	0/0

*denotes game started; **Bold Italics** denotes career high

GARBER'S CAREER STATS

Year	G/S	UA-AT-TT	TFL	SACK	INT	PD	F/R
2022	14/0	1-0-1	0.0-0	0.0-0	0	0	0/0
2023	13/5	21-1-22	1.0-2	0.0-0	1	5	0/0
TOTAL	46/5	22-1-23	1.0-2	0.0-0	1	5	0/0



COLBY MCCALISTER S • 5-10 • 200 • So.-1L
Houston, Texas • Clear Brook

- Played in all 13 games during his first year on the field in 2023 with starts in the season opener and Pop-Tarts Bowl.
- Had a season-high 6 tackles and his first-career pass breakup vs. NC State.
- Carded his first-career sack vs. Baylor.

MCCALISTER'S GAME-BY-GAME STATS

Date	Opponent	UA-AT-TT	TFL	SACK	INT	PD	F/R
9/2/23	SEMO*	3-0-3	0.0-0	0.0-0	0	0	0/0
9/16/23	at Missouri	0-1-1	0.5-1	0.0-0	0	0	0/0
9/23/23	UCF*	1-0-1	0.0-0	0.0-0	0	0	0/0
10/6/23	at Oklahoma State	1-0-1	0.0-0	0.0-0	0	0	0/0
10/14/23	at Texas Tech	3-1-4	0.0-0	0.0-0	0	0	0/0
10/21/23	TCU	2-0-2	0.0-0	0.0-0	0	0	0/0
11/4/23	at Texas	2-0-2	0.0-0	0.0-0	0	0	0/0
11/11/23	BAYLOR	4-0-4	1.0-11	1.0-11	0	0	1/0
11/18/23	at Kansas	1-0-1	0.0-0	0.0-0	0	0	0/0
11/25/23	IOWA STATE	2-0-2	0.0-0	0.0-0	0	0	0/0
12/28/23	vs. NC State*	4-2-6	0.0-0	0.0-0	0	7	0/0

*denotes game started; **Bold Italics** denotes career high

MCCALISTER'S CAREER STATS

Year	G/S	UA-AT-TT	TFL	SACK	INT	PD	F/R
2023	13/2	23-4-27	1.5-12	1.0-12	0	1	1/0
TOTAL	13/2	23-4-27	1.5-12	1.0-12	0	1	1/0



DYLAN EDWARDS

RB • 5-9 • 167 • So.-TR
Derby, Kan. • Univ. of Colorado

★ Paul Hornung Award watch list

- Transferred to K-State after making an impact during his true FR season at Colorado in 2023.
- Played in 12 games last year with 4 starts, becoming the first CU true FR ever with at least 250 rushing yds and 250 receiving yds in the same season and just the 9th player in program history to do so.
- Earned Pac-12 Freshman of the Week honors after his first-career game at TCU, a contest in which he scored 4 TDs (3 rec) and had 159 total yds from scrimmage (135 rec yds).
- Set the CU single-game rec record by a RB.
- Prepped at Derby HS in Kansas under former Wildcat Brandon Clark as he was regarded as one of the nation's top-100 prospects for the Class of 2023 and the 3rd-best RB by Rivals.

EDWARDS' GAME-BY-GAME RUSHING

Date	Opponent	No	Yds	TD	LG
9/2/23	at TCU*	6	24	1	8
9/9/23	NEBRASKA*	9	55	0	34
9/16/23	COLORADO STATE*	10	57	0	19
9/23/23	at Oregon*	3	21	0	17
9/30/23	USC	12	44	0	8
10/7/23	at Arizona State	7	16	0	6
10/13/23	STANFORD	7	33	0	11
10/28/23	at UCLA	4	12	0	8
11/4/23	OREGON STATE	5	6	0	2
11/11/23	ARIZONA	5	10	0	5
11/17/23	at Washington State*	7	42	0	23
11/25/23	at Utah	1	1	0	1

2023 Season at Colorado

* denotes game started; **Bold Italics** denotes career high

EDWARDS' GAME-BY-GAME RECEIVING

Date	Opponent	No	Yds	TD	LG
9/2/23	at TCU*	5	135	3	75
9/9/23	NEBRASKA*	3	8	0	7
9/16/23	COLORADO STATE*	6	17	0	6
9/23/23	at Oregon*	3	9	0	7
10/7/23	at Arizona State	3	24	0	15
10/13/23	STANFORD	3	24	0	17
10/28/23	at UCLA	2	12	0	9
11/4/23	OREGON STATE	4	22	0	11
11/11/23	ARIZONA	3	9	0	5
11/25/23	at Utah	4	39	1	30

2023 Season at Colorado

* denotes game started; **Bold Italics** denotes career high

EDWARDS' GAME-BY-GAME KICKOFF RETURNS

Date	Opponent	No	Yds	TD	LG
9/2/23	at TCU	1	18	0	18
9/16/23	COLORADO STATE	2	46	0	24
9/30/23	USC	1	17	0	17
11/4/23	OREGON STATE	1	24	0	24

2023 Season at Colorado

* denotes game started; **Bold Italics** denotes career high

EDWARDS' GAME-BY-GAME PUNT RETURNS

Date	Opponent	No	Yds	TD	LG
11/11/23	ARIZONA	1	0	0	0
11/25/23	at Utah	1	19	0	19

2023 Season at Colorado

* denotes game started; **Bold Italics** denotes career high

EDWARDS' CAREER RUSHING STATS

YEAR	G/S	NO	YDS	AVG	TD	LG
2023*	12/6	76	321	4.2	1	34
TOTAL	12/6	76	321	4.2	1	34

* at Colorado

EDWARDS' CAREER RECEIVING STATS

YEAR	G/S	NO	YDS	AVG	TD	LG
2023*	12/6	36	299	8.3	4	75
TOTAL	12/6	36	299	8.3	4	75

* at Colorado

EDWARDS' CAREER KICKOFF RETURN STATS

YEAR	G	NO	YDS	AVG	TD	LG
2023*	12	5	105	21.0	0	24
TOTAL	12	5	105	21.0	0	24

* at Colorado

EDWARDS' CAREER PUNT RETURN STATS

YEAR	G	NO	YDS	AVG	TD	LG
2023*	12	2	19	9.5	0	19
TOTAL	12	2	19	9.5	0	19

* at Colorado



JOE JACKSON

RB • 6-0 • 203 • Fr.-RS
Haines City, Fla. • Ridge Community

- Played in 2 games a year go – the season opener vs. SEMO and the Pop-Tarts Bowl vs. NC State – retaining his redshirt.
- Rated the 14th-best all-purpose RB in the Class of 2023 by Rivals.

JACKSON'S GAME-BY-GAME STATS

Date	Opponent	No	Yds	TD	LG
9/2/23	SEMO	4	7	0	5

Bold Italics denotes career high

JACKSON'S CAREER STATS

YEAR	G/S	NO	YDS	AVG	TD	LG
2023	2/0	4	1	0.3	0	5
TOTAL	2/0	4	1	0.3	0	5



JUSTICE JAMES

CB • 5-10 • 198 • Sr.-1L
West Columbia, Texas • Tyler JC

- Saw action in 11 games last year after redshirting the 2022 season.
- Played on 127 defensive snaps last year, including a season-high 40 at Oklahoma State.
- Had 3 special teams tackles to tie for 7th on the team.

JAMES' GAME-BY-GAME STATS

Date	Opponent	UA-AT-TT	TFL	SACK	INT	PD	F/R
9/2/23	SEMO	1-0-1	1.0-2	0.0-0	0	0	0/0
10/21/23	TCU	1-0-1	0.0-0	0.0-0	0	0	0/0
10/28/23	HOUSTON	1-0-1	0.0-0	0.0-0	0	0	0/0
11/4/23	at Texas	1-0-1	0.0-0	0.0-0	0	0	0/0
11/11/23	BAYLOR	2-1-3	0.0-0	0.0-0	0	1	0/0
12/28/23	vs. NC State	1-1-2	0.0-0	0.0-0	0	0	0/0

Bold Italics denotes career high

JAMES' CAREER STATS

Year	G/S	UA-AT-TT	TFL	SACK	INT	PD	F/R
2023	11/0	7-2-9	1.0-2	0.0-0	0	1	0/0
TOTAL	11/0	7-2-9	1.0-2	0.0-0	0	1	0/0



TA'QUAN ROBERSON

QB • 6-0 • 201 • Sr.-TR
Orange, N.J. • Univ. of Connecticut

- Transferred from UConn after serving parts of the last 2 seasons as the starter.
- Started the 2022 season opener before an injury ended his season, while he started 10 games last year.
- Began his collegiate career at Penn State in 2019 after being regarded as the 200th-best prospect – regardless of position – and the 10th-best QB for the Class of 2019 by ESPN.

ROBERSON'S GAME-BY-GAME PASSING

Date	Opponent	C-A-I	Yds	TD	LG
11/30/19	RUTGERS	0-1-0	0	0	0
9/11/21	BALL STATE	1-2-0	23	1	23
9/25/21	VILLANOVA	3-5-0	28	0	14
10/9/21	at Iowa	7-21-2	34	0	12
8/27/22	at Utah State*	1-2-0	10	0	10
9/9/23	at Georgia State	19-30-1	216	2	32
9/16/23	FLORIDA INTERNATIONAL*	15-32-0	170	1	40
9/23/23	DUKE*	13-28-0	114	0	24
9/30/23	UTAH STATE*	23-32-1	255	2	35
10/7/23	at Rice*	15-19-0	115	2	59
10/21/23	SOUTH FLORIDA*	19-34-1	217	1	31
10/28/23	at Boston College*	11-24-0	130	0	26
11/4/23	at Tennessee*	24-40-2	218	0	34
11/11/23	at James Madison*	20-36-1	207	0	44
11/18/23	SACRED HEART*	22-35-0	201	4	46
11/25/23	at UMass*	16-28-0	174	0	36

2020-21 Seasons at Penn State; 2022-23 Seasons at UConn

* denotes game started; **Bold Italics** denotes career high

ROBERSON'S GAME-BY-GAME RUSHING

Date	Opponent	No	Yds	TD	LG
11/30/19	RUTGERS	1	-1	0	0
9/11/21	BALL STATE	1	-5	0	0
9/25/21	VILLANOVA	1	2	0	2
10/9/21	at Iowa	10	27	0	10
8/27/22	at Utah State*	3	8	1	5
9/9/23	at Georgia State	4	11	0	7
9/16/23	FLORIDA INTERNATIONAL*	8	8	0	6
9/23/23	DUKE*	4	-8	1	6
9/30/23	UTAH STATE*	8	15	0	15
10/7/23	at Rice*	1	7	0	7
10/21/23	SOUTH FLORIDA*	5	24	1	24
11/4/23	at Tennessee*	3	-2	0	1
11/11/23	at James Madison*	3	-1	0	5
11/18/23	SACRED HEART*	4	30	0	11
11/25/23	at UMass*	6	36	0	14

2020-21 Seasons at Penn State; 2022-23 Seasons at UConn

* denotes game started; **Bold Italics** denotes career high



ROBERSON'S CAREER PASSING STATS

Year	G/S	C-A-I	Pct.	Yds	TD	Lg	Eff.
2019*	1/0	0-1-0	0.0	0	0	0	0.0
2021*	4/0	11-28-2	62.3	85	1	23	62.3
2022^	1/1	1-2-0	50.0	10	0	10	92.0
2023^	11/10	197-338-6	58.3	2,075	12	59	118.0
TOTAL	18/11	209-369-8	56.6	2,170	13	59	113.3

* at Penn State | ^ at UConn

ROBERSON'S CAREER RUSHING STATS

Year	G/S	NO	YDS	AVG	TD	LG
2019*	1/0	1	-1	-1.0	0	0
2021*	4/0	12	24	2.0	0	10
2022^	1/1	3	8	2.7	1	5
2023^	11/10	46	120	2.6	2	24
TOTAL	18/11	62	151	2.4	3	24

* at Penn State | ^ at UConn



STERLING LOCKETT

WR • 5-10 • 170 • So.-SQ
Leawood, Kan. • Blue Valley

- Played in 2 games last year, seeing time vs. Baylor and NC State, the latter being the Pop-Tarts Bowl.
- Fair caught one punt vs. NC State.



JORDAN RILEY

S • 6-0 • 202 • Sr.-TR
Clinton, Md. • Ball State Univ.

★ East-West Shrine Bowl watch list

- Transferred to K-State from Ball State before spring practices.
- Started 24 games over the 2022 and 2023 seasons.
- Earned All-MAC honors in 2022 as he was the only player in the league with over 70 tackles and 10 pass pickups that year.

RILEY'S GAME-BY-GAME STATS

Date	Opponent	UA-AT-TT	TFL	SACK	INT	PD	F/R
9/11/21	at Penn State	1-0-1	0.0-0	0.0-0	0	0	0/0
10/23/21	MIAMI (OHIO)	2-0-2	0.0-0	0.0-0	0	0	0/0
11/17/21	CENTRAL MICHIGAN	4-1-5	0.0-0	0.0-0	0	0	0/0
11/23/21	BUFFALO	0-1-1	0.0-0	0.0-0	0	0	0/0
9/1/22	at Tennessee	3-1-4	1.0-1	1.0-1	0	1	0/0
9/10/22	WESTERN MICHIGAN*	8-0-8	0.0-0	0.0-0	0	1	0/0
9/17/22	MURRAY STATE*	2-1-3	0.0-0	0.0-0	0	0	0/0
9/24/22	at Georgia Southern*	6-2-8	1.0-2	0.0-0	0	4	0/0
10/1/22	NORTHERN ILLINOIS*	4-7-11	0.0-0	0.0-0	0	0	0/0
10/8/22	at Central Michigan*	7-2-9	0.0-0	0.0-0	0	0	0/0
10/15/22	UCONN*	6-8- 14	0.5-5	0.0-0	0	1	7/0
10/22/22	EASTERN MICHIGAN*	5-3-8	0.0-0	0.0-0	0	0	0/0
11/1/22	at Kent State*	11-0-11	0.0-0	0.0-0	0	1	0/0
11/8/22	at Toledo*	0-4-4	0.0-0	0.0-0	0	1	0/0
11/15/22	OHIO*	4-4-8	0.5-1	0.0-0	0	1	0/0
11/22/22	at Miami (Ohio)*	5-4-9	0.0-0	0.0-0	0	2	0/0
9/2/23	at Kentucky*	4-1-5	0.0-0	0.0-0	0	0	0/0
9/9/23	at Georgia*	1-0-1	0.0-0	0.0-0	0	1	0/0
9/16/23	INDIANA STATE*	1-3-4	0.0-0	0.0-0	0	1	0/0
9/23/23	GEORGIA SOUTHERN*	7-2-9	0.0-0	0.0-0	0	1	0/0
9/30/23	at Western Michigan*	5-2-7	1.0-2	0.0-0	0	0	0/0

10/7/23	at Eastern Michigan*	4-1-5	0.0-0	0.0-0	0	1	0/0
10/14/23	TOLEDO*	3-4-7	0.0-0	0.0-0	0	1	0/0
10/21/23	CENTRAL MICHIGAN*	4-2-6	2.0-6	0.0-0	0	1	0/0
11/1/23	at Bowling Green*	2-5-7	0.0-0	0.0-0	0	0	0/0
11/7/23	at Northern Illinois*	5-0-5	0.0-0	0.0-0	0	0	0/7
11/18/23	KENT STATE*	1-2-3	0.0-0	0.0-0	0	1	0/0
11/25/23	MIAMI (OHIO)*	2-0-2	0.0-0	0.0-0	0	1	0/0

2021-23 Seasons at Ball State

* denotes game started; **Bold Italics** denotes career high

RILEY'S CAREER STATS

Year	G/S	UA-AT-TT	TFL	SACK	INT	PD	F/R
2021*	13/0	7-2-9	0.0-0	0.0-0	0	0	0/0
2022*	12/12	61-36-97	3.0-9	1.0-1	0	12	1/0
2023*	12/12	39-22-61	3.0-8	0.0-0	0	8	0/1
TOTAL	37/24	107-60-167	6.0-17	1.0-1	0	20	1/1

* at Ball State



JACOB KNUTH

QB • 6-3 • 213 • So.-SQ
Sioux Falls, S.D. • Harrisburg

- Spent the 2023 season as the scout-team QB after transferring from Minnesota.
- Rated as the 27th-best pocket passer in the Class of 2022 by ESPN, while he was regarded as the top prep player in the state of South Dakota by 247Sports, On3 and ESPN.



TY BOWMAN

WR • 6-5 • 220 • Sr.-3L
Chanute, Kan. • Chanute

- Has played in 31 games over the last 3 seasons as one of the top contributors on the four core special teams units.
- Tied for 2nd on the team with 4 tackles on kickoff coverage, while his 4 overall special teams tackles tied for 5th.



CHIDDI OBIAZOR

DE • 6-6 • 282 • Fr.-RS
Eden Prairie, Minn. • Eden Prairie

- Saw action in 3 games in 2023 as he retained his redshirt.
- Viewed as the 79th-best edge defender in the Class of 2023 by On3.
- Older brother, Namdi, is a linebacker at TCU.

OBIAZOR'S GAME-BY-GAME STATS

Date	Opponent	UA-AT-TT	TFL	SACK	INT	PD	F/R
9/2/23	SEMO	1-0-1	0.0-0	0.0-0	0	0	0/0
12/28/23	vs. NC State	0-1-1	0.5-1	0.5-1	0	0	0/0

Bold Italics denotes career high

OBIAZOR'S CAREER STATS

Year	G/S	UA-AT-TT	TFL	SACK	INT	PD	F/R
2023	3/0	1-1-2	0.5-1	0.5-1	0	0	0/0
TOTAL	3/0	1-1-2	0.5-1	0.5-1	0	0	0/0



DONOVAN MCINTOSH

CB • 6-3 • 190 • Fr.-RS
St. Louis, Mo. • St. Mary's

- Redshirted the 2023 season.
- Regarded as the 42nd-best CB in the Class of 2023 by On3.



KEAGAN JOHNSON

WR • 6-0 • 206 • Jr.-1L
Bellevue, Neb. • Univ. of Iowa

★ East-West Shrine Bowl watch list

- Played in 11 games with 5 starts last year for the Wildcats after transferring in from Iowa.
- Hauled in a career-high 7 passes last year at Texas, including his first TD as a Wildcat.
- Rated as an athlete by On3, which placed him No. 19 nationally in the Class of 2021.

JOHNSON'S GAME-BY-GAME RECEIVING

Date	Opponent	No	Yds	TD	LG
9/25/21	COLORADO STATE	2	92	1	49
10/9/21	PENN STATE*	2	45	0	42
10/16/21	PURDUE*	2	50	0	38
10/30/21	at Wisconsin*	2	27	0	18
11/6/21	at Northwestern*	5	68	0	26
11/13/21	MINNESOTA*	2	34	1	27
11/20/21	ILLINOIS*	1	12	0	12
11/26/21	at Nebraska*	1	11	0	11
12/4/21	vs. Michigan*	1	13	0	13
9/17/22	NEVADA	2	11	0	7
9/9/23	TROY	3	25	0	17
9/16/23	at Missouri	1	2	0	2
9/23/23	UCF	2	15	0	9
10/6/23	at Oklahoma State	2	31	0	20
11/4/23	at Texas*	7	70	1	20
11/11/23	BAYLOR*	3	31	0	13
11/18/23	at Kansas*	2	17	1	11
11/25/23	IOWA STATE	1	5	0	5
12/28/23	vs. NC State*	3	31	0	16

2021-22 Seasons at Iowa

* denotes game started; **Bold Italics** denotes career high



JOHNSON'S GAME-BY-GAME RUSHING

Date	Opponent	No	Yds	TD	LG
10/30/21	at Wisconsin*	1	12	0	12
11/13/21	MINNESOTA*	1	0	0	0
11/26/21	at Nebraska*	1	-4	0	0
9/16/23	at Missouri	1	4	0	4
10/14/23	at Texas Tech	1	13	0	13
10/21/23	TCU*	2	6	0	6
11/4/23	at Texas*	1	2	0	2
11/11/23	BAYLOR*	1	1	0	1
11/25/23	IOWA STATE	1	1	0	1
12/28/23	vs. NC State*	1	-1	0	0

2021-22 Seasons at Iowa

*denotes game started; **Bold Italics** denotes career high

JOHNSON'S CAREER RECEIVING STATS

YEAR	G/S	NO	YDS	AVG	TD	LG
2021*	13/9	18	352	19.6	2	49
2022*	2/0	2	11	5.5	0	7
2023	11/5	24	227	9.5	2	20
TOTAL	26/14	44	590	13.4	4	49

* at Iowa

JOHNSON'S CAREER RUSHING STATS

YEAR	G/S	NO	YDS	AVG	TD	LG
2021*	13/9	3	8	2.7	0	12
2023	11/5	8	26	3.3	0	13
TOTAL	26/14	11	34	3.1	0	13

* at Iowa



JACOB PARRISH

CB • 5-10 • 198 • Jr.-2L
Olathe, Kan. • Olathe North

★ East-West Shrine Bowl watch list

- Started all 12 games played in 2023 en route to All-Big 12 honors.
- Tied for 4th in the Big 12 and 19th nationally with 4 INTs last year.
- Led the Cats and ranked 6th in the Big 12 with 13 passes defended last year as he recorded at least one pass defended in 9 of his 12 games.
- Had 2 INTs last year at Texas, one of a Big 12-leading 12 2-INT games during the 2023 season.

PARRISH'S GAME-BY-GAME STATS

Date	Opponent	UA-AT-TT	TFL	SACK	INT	PD	F/R
9/3/22	SOUTH DAKOTA	1-0-1	0.0-0	0.0-0	0	0	0/0
10/1/22	TEXAS TECH	1-0-1	0.0-0	0.0-0	0	0	0/0
10/22/22	at TCU	0-1-1	0.0-0	0.0-0	0	1	0/0
10/29/22	OKLAHOMA STATE	2-0-2	0.0-0	0.0-0	0	0	0/0
11/5/22	TEXAS	1-0-1	0.0-0	0.0-0	0	0	0/1
11/12/22	at Baylor	1-0-1	0.0-0	0.0-0	0	0	0/0
11/19/22	at West Virginia	2-1-3	0.0-0	0.0-0	0	1	0/0
12/3/22	vs. TCU	3-1-4	0.0-0	0.0-0	0	1	0/0
9/2/23	SEMO*	3-0-3	0.0-0	0.0-0	0	1	0/0
9/9/23	TROY*	3-0-3	0.0-0	0.0-0	0	2	0/0
9/16/23	at Missouri*	3-1-4	0.0-0	0.0-0	0	1	0/0
9/23/23	UCF*	0-0-0	0.0-0	0.0-0	1	2	0/0
10/14/23	at Texas Tech*	5-1-6	0.0-0	0.0-0	0	1	0/0
10/21/23	TCU*	5-1-6	0.0-0	0.0-0	0	1	0/0
10/28/23	HOUSTON*	1-0-1	0.0-0	0.0-0	0	1	0/0
11/4/23	at Texas*	4-2-6	0.0-0	0.0-0	2	3	0/0
11/11/23	BAYLOR*	4-0-4	1.0-1	0.0-0	0	0	0/0
11/18/23	at Kansas*	3-0-3	0.0-0	0.0-0	0	0	0/0
11/25/23	IOWA STATE*	2-0-2	1.0-1	0.0-0	0	0	0/0
12/28/23	vs. NC State*	4-2-6	0.5-1	0.5-1	1	1	0/0

*denotes game started; **Bold Italics** denotes career high

PARRISH'S CAREER STATS

Year	G/S	UA-AT-TT	TFL	SACK	INT	PD	F/R
2022	14/0	11-3-14	0.0-0	0.0-0	0	3	0/1
2023	12/12	37-7-44	2.5-3	0.5-1	4	13	0/0
TOTAL	26/12	48-10-58	2.5-3	0.5-1	4	16	0/1



TRE SPIVEY

WR • 6-4 • 217 • Fr.-RS
Chandler, Ariz. • Hamilton

- Played in 2 games last year, retaining his redshirt.
- Viewed as the 70th-best WR in the Class of 2023 by 247Sports.
- Son of Junior Spivey, a Major Leaguer for five seasons with Arizona, Milwaukee and Washington.

SPIVEY'S GAME-BY-GAME STATS

Date	Opponent	No	Yds	TD	LG
9/2/23	SEMO	1	24	0	24

Bold Italics denotes career high



NICKENDRE STIGER

S • 5-11 • 187 • Sr.-SQ
Wichita, Kan. • Butler CC

- Has played in 3 games in each of the last 2 seasons.
- Carded his first-career pass breakup last season vs. TCU.

STIGER'S GAME-BY-GAME STATS

Date	Opponent	UA-AT-TT	TFL	SACK	INT	PD	F/R
9/3/22	SOUTH DAKOTA	1-0-1	0.0-0	0.0-0	0	0	0/0
9/10/22	MISSOURI	1-0-1	0.0-0	0.0-0	0	0	0/0
11/19/22	at West Virginia	0-1-1	0.0-0	0.0-0	0	0	0/0
10/21/23	TCU	0-1-1	0.0-0	0.0-0	0	1	0/0

Bold Italics denotes career high

STIGER'S CAREER STATS

Year	G/S	UA-AT-TT	TFL	SACK	INT	PD	F/R
2022	3/0	2-1-3	0.0-0	0.0-0	0	0	0/0
2023	3/0	0-1-1	0.0-0	0.0-0	0	1	0/0
TOTAL	6/0	2-2-4	0.0-0	0.0-0	0	1	0/0



DANTE CEPHAS

WR • 6-0 • 193 • Sr.-TR
Pittsburgh, Pa. • Penn State Univ.

- ★ Senior Bowl watch list
- ★ East-West Shrine Bowl watch list

- Transferred to K-State from Penn State in time for spring practices.
- Has played in 42 career games with 31 starts over parts of 5 seasons at Kent State and Penn State.

- Played at Kent State under current K-State WR coach Matthew Middleton.
- Left Kent State following the 2022 season ranking 3rd in school history in career receiving yds (2,139), 4th in catches (145) and tied for 7th in receiving TDs (12).
- Earned First Team All-MAC honors in both 2021 and 2022.

CEPHAS' GAME-BY-GAME RECEIVING

Date	Opponent	No	Yds	TD	LG
11/5/19	at Toledo	4	19	0	8
11/4/20	EASTERN MICHIGAN	6	47	0	15
11/10/20	at Bowling Green*	2	55	0	50
11/17/20	AKRON*	2	27	0	22
11/28/20	at Buffalo*	1	7	0	7
9/4/21	at Texas A&M*	3	21	0	12
9/11/21	VMI*	2	54	0	52
9/18/21	at Iowa*	2	8	0	4
9/25/21	at Maryland*	10	151	1	40
10/2/21	BOWLING GREEN*	6	64	0	15
10/9/21	BUFFALO*	13	186	3	40
9/16/21	at Western Michigan*	5	96	1	43
10/23/21	at Ohio*	9	103	1	33
11/3/21	NORTHERN ILLINOIS*	5	124	0	46
11/10/21	at Central Michigan*	5	100	1	51
11/20/21	at Akron*	2	36	0	18
11/27/21	MIAMI (OHIO)*	9	79	1	21
12/4/21	vs. Northern Illinois*	7	102	0	26
12/21/21	vs. Wyoming*	4	116	1	80
9/3/22	at Washington*	6	105	0	33
9/10/22	at Oklahoma	4	50	0	24
9/17/22	LONG ISLAND*	4	75	1	27
9/24/22	at Georgia*	3	25	0	12
10/1/22	OHIO*	13	246	1	54
10/8/22	at Miami (Ohio)*	9	118	1	28
10/15/22	at Toledo*	5	68	0	19
10/22/22	AKRON*	3	44	0	25
11/9/22	at Bowling Green*	1	13	0	13
9/2/23	WEST VIRGINIA	1	22	0	22
9/9/23	DELAWARE	2	36	0	26
9/16/23	at Illinois	1	13	0	13
9/23/23	IOWA*	1	11	0	11
9/30/23	at Northwestern*	2	21	0	15
10/21/23	at Ohio State	2	28	0	19
10/28/23	INDIANA	2	15	0	10
11/4/23	at Maryland*	6	53	2	15
11/11/23	MICHIGAN*	2	11	0	11
11/24/23	at Michigan State*	3	36	0	14

2019-22 Seasons at Kent State; 2023 Season at Penn State

*denotes game started; **Bold Italics** denotes career high

CEPHAS' GAME-BY-GAME RUSHING

Date	Opponent	No	Yds	TD	LG
11/28/20	at Buffalo*	1	6	0	6
9/10/22	at Oklahoma	1	4	0	4
10/8/22	at Miami (Ohio)*	1	8	0	8

2019-22 Seasons at Kent State

*denotes game started; **Bold Italics** denotes career high

CEPHAS' CAREER RECEIVING STATS

YEAR	G/S	NO	YDS	AVG	TD	LG
2019*	3/0	4	19	4.8	0	8
2020*	4/3	11	136	12.4	0	50
2021*	14/14	82	1,240	15.1	9	80
2022*	9/8	48	744	15.5	3	54
2023*	12/6	22	246	11.2	2	26
TOTAL	42/31	167	2,385	14.3	14	80

* at Kent State | * at Penn State


CEPHAS' CAREER RUSHING STATS

YEAR	G/S	NO	YDS	AVG	TD	LG
2020*	4/3	1	6	6.0	0	6
2022*	9/8	2	12	6.0	0	8
TOTAL	42/31	3	18	6.0	0	8

* at Kent State



17



CHRIS TENNANT

K • 6-5 • 226 • Sr.-3L
Shawnee, Kan. • Mill Valley

- Has served as the primary place kicker over parts of the last 3 years, including the 2023 season when he earned All-Big 12 accolades.
- Enters senior year tied for 5th in school history with 2 career FGs of at least 50 yds, while he is 8th in career XP made (95) and XP attempted (98).
- On the verge of entering the school's top-10 list for career FG % (96.9), career FGs made and career FGs attempted.
- Ranked 7th in the Big 12 in scoring among kickers (6.85 pts/gm) and 10th in scoring among all players in 2023.
- Connected on all 4 of his FG attempts from 40-49 yards in 2023.
- A two-time Academic All-Big 12 performer who was an Academic All-District pick by CSC in 2023.

TENNANT'S GAME-BY-GAME KICKING

Date	Opponent	FGM-A	Sequence	XPM-A
10/30/21	TCU	1-1	(42)	4-4
11/6/21	at Kansas	0-1	24	5-5
11/13/21	WEST VIRGINIA	2-3	(32), (26), (25)	4-4
11/20/21	BAYLOR	1-2	(28), 39	1-1
11/25/21	at Texas	1-1	(51)	2-2
9/3/22	SOUTH DAKOTA	0-1	43	4-5
9/10/22	MISSOURI	2-3	(35), 31, (37)	4-5
9/17/22	TULANE	1-1	(22)	1-1
9/24/22	at Oklahoma	2-2	(23), (29)	5-5
10/1/22	TEXAS TECH	3-3	(29), (26), (32)	4-4
10/8/22	at Iowa State	1-2	33, (30)	1-1
10/22/22	at TCU	0-2	44, 40	4-4
9/2/23	SEMO	1-1	(51)	5-5
9/9/23	TROY	0-0		6-6
9/16/23	at Missouri	2-3	55, (46), (26)	3-3
9/23/23	UCF	1-2	26, (30)	5-6
10/6/23	at Oklahoma State	0-0		1-1
10/14/23	at Texas Tech	1-1	(47)	5-5
10/21/23	TCU	2-2	(27), (40)	5-5
10/28/23	HOUSTON	0-0		5-5
11/4/23	at Texas	1-2	27, (45)	3-3
11/11/23	BAYLOR	1-1	(33)	8-8
11/18/23	at Kansas	0-0		3-3
11/25/23	IOWA STATE	2-2	(23), (22)	3-3
12/28/23	vs. NC State	0-0		4-4

() Indicates made FG

Bold Italics denotes career high

TENNANT'S CAREER STATS

Year	FGM-A	PCT.	1-19	20-29	30-39	40-49	50+
2021	5-8	62.5	0-0	2-4	1-2	1-1	1-1
2022	9-14	64.3	0-0	5-5	4-6	0-3	0-0
2023	11-14	78.6	0-0	4-6	2-2	4-4	1-2
TOTAL	25-36	69.4	0-0	11-15	7-10	5-8	2-3



WESLEY FAIR

S • 6-1 • 200 • Fr.-RS
Wichita, Kan. • Wichita Collegiate

- Played in 3 contests a year ago as he retained his redshirt.
- Saw action as both a reserve S and on kickoff coverage last year.

FAIR'S GAME-BY-GAME STATS

Date	Opponent	UA-AT-TT	TFL	SACK	INT	PD	F/R
9/2/23	SEMO	1-0-1	0.0-0	0.0-0	0	0	0/0
12/28/23	vs. NC State	1-0-1	0.0-0	0.0-0	0	0	0/0

Bold Italics denotes career high

FAIR'S CAREER STATS

Year	G/S	UA-AT-TT	TFL	SACK	INT	PD	F/R
2023	3/0	2-0-2	0.0-0	0.0-0	0	0	0/0
TOTAL	3/0	2-0-2	0.0-0	0.0-0	0	0	0/0



VJ PAYNE

S • 6-3 • 211 • Jr.-2L
Gainesville, Ga. • Buford

- Has been a regular member of the rotation since his true FR year of 2022, accumulating 17 total starts.
- Tied for 3rd on the team last year with 57 tackles.
- Tied a career high and tied for 10th in K-State's bowl history with 10 tackles last year vs. NC State in the Pop-Tarts Bowl.
- Carded his first-career INT last year at Texas Tech, a one-handed pick that led to a K-State TD on the next play.

PAYNE'S GAME-BY-GAME STATS

Date	Opponent	UA-AT-TT	TFL	SACK	INT	PD	F/R
9/17/22	TULANE	0-1-1	0.0-0	0.0-0	0	0	0/0
9/24/22	at Oklahoma	1-0-1	0.0-0	0.0-0	0	0	0/0
10/8/22	at Iowa State	0-1-1	0.0-0	0.0-0	0	0	0/0
11/19/22	at West Virginia	1-1-2	0.0-0	0.0-0	0	0	0/0
11/26/22	KANSAS*	7-1-8	0.0-0	0.0-0	0	0	0/0
12/3/22	vs. TCU*	3-1-4	0.0-0	0.0-0	0	0	0/0
12/31/22	vs. Alabama*	6-4-10	1.0-4	1.0-4	0	0	0/0
9/2/23	SEMO*	2-0-2	0.0-0	0.0-0	0	0	0/0
9/9/23	TROY*	5-0-5	0.0-0	0.0-0	0	1	0/0
9/16/23	at Missouri*	2-2-4	1.0-2	0.0-0	0	0	0/0
9/23/23	UCF*	1-0-1	0.0-0	0.0-0	0	0	0/1
10/6/23	at Oklahoma State*	4-2-6	1.0-3	0.0-0	0	0	0/0
10/14/23	at Texas Tech*	3-0-3	0.0-0	0.0-0	1	1	0/0
10/21/23	TCU*	4-0-4	0.0-0	0.0-0	0	0	0/0
10/28/23	HOUSTON*	2-0-2	0.0-0	0.0-0	0	1	0/0
11/4/23	at Texas*	4-2-6	0.0-0	0.0-0	0	1	0/0
11/11/23	BAYLOR*	4-0-4	0.0-0	0.0-0	0	0	0/0
11/18/23	at Kansas*	5-0-5	1.0-1	0.0-0	0	0	0/0
11/25/23	IOWA STATE*	1-4-5	0.0-0	0.0-0	0	0	0/0
12/28/23	vs. NC State*	7-3-10	0.0-0	0.0-0	0	0	0/0

*denotes game started; Bold Italics denotes career high

PAYNE'S CAREER STATS

Year	G/S	UA-AT-TT	TFL	SACK	INT	PD	F/R
2022	14/4	18-9-27	1.0-4	1.0-4	0	0	0/0
2023	13/13	44-13-57	3.0-6	0.0-0	1	4	0/1
TOTAL	27/17	62-22-84	4.0-10	1.0-4	1	4	0/1

21



MARQUES SIGLE

S • 6-0 • 197 • Sr.-1L
Omaha, Neb. • North Dakota State Univ.

- ★ Senior Bowl watch list
- ★ East-West Shrine Bowl watch list

- Tied for team-high honors with 63 tackles last year en route to All-Big 12 honors, a year after transferring in from North Dakota State.
- Also earned votes for the 2023 Big 12 Defensive Newcomer of the Year award.
- Ranked 2nd on the team in 2023 with 10 passes defended.
- Carded his first INT as a Wildcat at KU, a 4th-quarter pick in the end zone that helped seal a 4-point win.
- Named to the 2021 Missouri Valley Football Conference All-Newcomer team.
- Voted a team captain for the 2024 season.

SIGLE'S GAME-BY-GAME STATS

Date	Opponent	UA-AT-TT	TFL	SACK	INT	PD	F/R
3/6/21	at Missouri State	0-1-1	0.0-0	0.0-0	0	0	0/0
9/11/21	VALPARAISO	1-1-2	0.0-0	0.0-0	0	0	0/0
9/18/21	at Towson	3-0-3	0.0-0	0.0-0	0	1	1/0
10/30/21	INDIANA STATE	3-1-4	0.0-0	0.0-0	1	1	0/0
11/13/21	at Youngstown State	2-1-3	0.0-0	0.0-0	0	1	0/0
11/20/21	SOUTH DAKOTA	1-0-1	0.0-0	0.0-0	0	0	0/0
12/4/21	SOUTHERN ILLINOIS	1-1-2	0.0-0	0.0-0	0	1	0/0
12/11/21	E. TENNESSEE STATE	1-1-2	0.0-0	0.0-0	0	1	0/0
12/17/21	JAMES MADISON	2-1-3	0.0-0	0.0-0	0	0	0/0
1/8/22	vs. Montana State	1-2-3	0.0-0	0.0-0	0	0	0/0
9/3/22	DRAKE	2-1-3	0.0-0	0.0-0	1	1	0/0
9/10/22	N. CAROLINA A&T	2-3-5	0.0-0	0.0-0	0	0	0/0
9/17/22	at Arizona	1-0-1	0.0-0	0.0-0	0	0	0/0
9/24/22	at South Dakota	2-0-2	0.0-0	0.0-0	0	0	0/0
10/1/22	YOUNGSTOWN STATE	1-0-1	0.0-0	0.0-0	0	0	0/0
10/8/22	at Indiana State	1-2-3	0.0-0	0.0-0	0	1	0/0
10/15/22	SOUTH DAKOTA STATE	2-1-3	1.0-8	1.0-8	0	0	1/0
10/29/22	ILLINOIS STATE	1-1-2	0.0-0	0.0-0	0	1	0/0
11/5/22	at Western Illinois	0-0-0	0.0-0	0.0-0	1	1	0/0
11/12/22	at Southern Illinois	1-4-5	0.0-0	0.0-0	0	1	0/0
11/19/22	NORTH DAKOTA	2-0-2	0.0-0	0.0-0	0	0	0/0
9/9/23	TROY*	2-0-2	0.0-0	0.0-0	0	0	0/0
9/16/23	at Missouri*	6-2-8	1.0-3	0.0-0	0	1	0/0
9/23/23	UCF*	6-0-6	0.0-0	0.0-0	0	0	0/0
10/6/23	at Oklahoma State*	4-3-7	0.0-0	0.0-0	0	1	0/0
10/14/23	at Texas Tech*	5-1-6	1.0-7	0.0-0	0	1	0/0
10/21/23	TCU*	1-2-3	0.0-0	0.0-0	0	0	0/0
10/28/23	HOUSTON*	5-2-7	1.0-1	0.0-0	0	0	0/0
11/4/23	at Texas*	5-3-8	0.0-0	0.0-0	0	1	0/0
11/11/23	BAYLOR*	4-0-4	0.0-0	0.0-0	0	2	0/0
11/18/23	at Kansas*	4-0-4	0.0-0	0.0-0	1	1	0/0
11/25/23	IOWA STATE*	3-2-5	0.0-0	0.0-0	0	1	0/0
12/28/23	vs. NC State*	2-1-3	0.0-0	0.0-0	0	2	0/0

2020-22 Seasons at North Dakota State

*denotes game started; Bold Italics denotes career high

SIGLE'S CAREER STATS

Year	G/S	UA-AT-TT	TFL	SACK	INT	PD	F/R
2020*	1/0	0-1-1	0.0-0	0.0-0	0	0	0/0
2021*	13/0	15-8-23	0.0-0	0.0-0	1	5	1/0
2022*	11/0	15-12-27	1.0-8	1.0-8	2	5	1/0
2023	12/12	47-16-63	3.0-11	0.0-0	1	10	0/0
TOTAL	37/12	77-37-114	4.0-19	1.0-8	4	20	2/0

*at North Dakota State



23

ASA NEWSOMLB • 6-3 • 228 • Fr.-RS
Waverly, Iowa • Waverly-Shell Rock

- Saw action in each of the first 4 games of 2023 before suffering a season-ending injury as he retained his redshirt
- Had 4 tackles in his collegiate debut vs. SEMO.

NEWSOM'S GAME-BY-GAME STATS

Date	Opponent	UA-AT-TT	TFL	SACK	INT	PD	F/R
9/2/23	SEMO	4-0-4	0.0-0	0.0-0	0	0	0/0
9/9/23	TROY	0-1-1	0.5-0	0.0-0	0	0	0/0

Bold Italics denotes career high**NEWSOM'S CAREER STATS**

Year	G/S	UA-AT-TT	TFL	SACK	INT	PD	F/R
2023	4/0	4-1-5	0.5-0	0.0-0	0	0	0/0
TOTAL	4/0	4-1-5	0.5-0	0.0-0	0	0	0/0



26

TERRY KIRKSEY JR.LB • 6-3 • 228 • Jr.-RS
Theodore, Ala. • Hutchinson CC

- Played last season vs. SEMO as he retained his redshirt.
- Regarded as the 21st-best overall CC prospect in the Class of 2023 by On3, while he was rated the 3rd best LB by On3, 247Sports and ESPN.
- A 2022 NJCAA Honorable Mention All-America honoree.



27

DANIEL COBBSS • 5-10 • 190 • So.-RS
Fort Worth, Texas • Tyler JC

- Played in 4 games at both safety and on special teams in 2023 as he retained his redshirt.
- Saw time last year vs. SEMO, Baylor and NC State.



28

REX VAN WYHELB • 6-5 • 239 • So.-RS
Rock Rapids, Iowa • Iowa Central CC

- Played in 4 games last year as he retained his redshirt.
- Had 3 tackles and his first TFL vs. Baylor, while he had a pass breakup vs. TCU.
- Also played at Kansas and in the Pop-Tarts Bowl vs. NC State.

VAN WYHE'S GAME-BY-GAME STATS

Date	Opponent	UA-AT-TT	TFL	SACK	INT	PD	F/R
10/21/23	TCU	0-1-1	0.0-0	0.0-0	0	1	0/0
11/11/23	BAYLOR	3-0-3	1.0-1	0.0-0	0	0	0/0

Bold Italics denotes career high**VAN WYHE'S CAREER STATS**

Year	G/S	UA-AT-TT	TFL	SACK	INT	PD	F/R
2023	4/0	3-1-4	1.0-1	0.0-0	0	1	0/0
TOTAL	4/0	3-1-4	1.0-1	0.0-0	0	1	0/0



31

DJ GIDDENSRB • 6-1 • 212 • Jr.-2L
Junction City, Kan. • Junction City

- ★ Maxwell Award watch list
- ★ Doak Walker Award watch list
- ★ Senior Bowl watch list

- Enters junior year with 4-straight games with 100 or more rushing yds, tied for the 6th-longest streak in school history.
- Currently ranked 3rd in school history in career rushing yds/carry (5.59) and 10th in rushing yds/game (64.6).
- Needs 466 rushing yds to enter K-State's career top-10 list, while he is 9 rushing TDs shy of the top-10.
- Started all 13 games at RB a year ago, producing the 19th 1,000-yd rushing season in school history.
- Ranked 18th nationally in total rushing yds in 2023, while he was 27th in all-purpose yds/gm (119.15).
- Finished 5th in the Big 12 in total rushing yds, all-purpose yds/gm and scoring (6.00 pts/gm), while he tied for 6th in rushing TDs and was 7th in rushing yd/gm (94.31) and yds/rush (5.50).
- Had six 100-yd rushing games to tie for 4th in the Big 12 and 8th in school history.
- Finished 10th in K-State history in single-season rushing yds.
- Also ranked 3rd in rushing yds by a sophomore behind Darren Sproles (1,465 yards in 2002) and Deuce Vaughn (1,404 yards in 2021).
- Led all Big 12 RBs in receiving TDs and yds/catch (11.1), while he ranked 2nd in total receiving yds and catches.
- His 11.1-yd rec avg ranked 4th among all RBs in the nation.
- Forced 69 missed tackles on the year according to Pro Football Focus, rankings 7th nationally among Power 5 RBs.
- Set career highs in rushing yds (207), carries (30), rushing TDs (4), catches (8) and receiving yds (86) vs. UCF... It was the first 200-yd, 4-TD rushing game in school history, while it was the 22nd occurrence in Big 12 history but just the second since 2015.

GIDDENS' GAME-BY-GAME RUSHING

Date	Opponent	No	Yds	TD	LG
9/3/22	SOUTH DAKOTA	6	57	1	16
9/10/22	MISSOURI	2	29	1	28
9/17/22	TULANE	9	46	0	17
9/24/22	at Oklahoma	2	13	0	12
10/8/22	at Iowa State	8	32	0	8
10/22/22	at TCU	4	7	0	4
10/29/22	OKLAHOMA STATE	7	44	1	12
11/5/22	TEXAS	2	14	0	9
11/12/22	at Baylor	13	58	1	17
11/19/22	at West Virginia	12	78	1	49
11/26/22	KANSAS	9	44	1	11
12/3/22	vs. TCU	6	29	0	8
12/31/22	vs. Alabama	9	67	0	30
9/2/23	SEMO*	15	128	0	43
9/9/23	TROY*	12	52	0	17
9/16/23	at Missouri*	9	36	0	10
9/23/23	UCF*	30	207	4	36
10/6/23	at Oklahoma State*	16	65	0	14
10/14/23	at Texas Tech*	12	53	0	18
10/21/23	TCU*	9	85	1	23
10/28/23	HOUSTON*	13	96	2	14
11/4/23	at Texas*	9	22	0	8
11/11/23	BAYLOR*	18	115	0	35
11/18/23	at Kansas*	21	102	1	18
11/25/23	IOWA STATE*	31	114	1	15
12/28/23	vs. NC State*	28	151	1	20

* denotes game started; *Bold Italics* denotes career high**GIDDENS' GAME-BY-GAME RECEIVING**

Date	Opponent	No	Yds	TD	LG
9/3/22	SOUTH DAKOTA	1	3	0	3
10/22/22	at TCU	1	26	0	26
10/29/22	OKLAHOMA STATE	1	2	0	2
11/12/22	at Baylor	1	11	0	11
11/26/22	KANSAS	1	8	0	8
12/31/22	vs. Alabama	3	48	0	36
9/9/23	TROY*	1	7	0	7
9/16/23	at Missouri*	3	14	0	13
9/23/23	UCF*	8	86	0	24
10/6/23	at Oklahoma State*	4	28	0	14
10/14/23	at Texas Tech*	1	5	0	5
10/21/23	TCU*	2	75	1	61
10/28/23	HOUSTON*	2	25	0	23
11/4/23	at Texas*	3	23	0	17
11/11/23	BAYLOR*	2	19	1	18
11/18/23	at Kansas*	2	4	0	4
12/28/23	vs. NC State*	1	37	1	37

* denotes game started; *Bold Italics* denotes career high**GIDDENS' CAREER RUSHING STATS**

Year	G/S	NO	YDS	AVG	TD	LG
2022	14/0	89	518	5.8	6	49
2023	13/13	223	1,226	5.5	10	43
TOTAL	27/13	312	1,744	5.6	16	49

GIDDENS' CAREER RECEIVING STATS

Year	G/S	NO	YDS	AVG	TD	LG
2022	14/0	8	98	12.3	0	36
2023	13/13	29	323	11.1	3	61
TOTAL	27/13	37	421	11.4	3	61



32



DESMOND PURNELL

LB • 6-0 • 236 • Jr.-2L
Topeka, Kan. • Hayden

- Started all 13 games last year en route to All-Big 12 accolades.
- Finished 5th on the team in 2023 with 52 tackles as he tallied at least 5 tackles in 5 of the final 7 games.
- Tied for 19th in the nation in fumble recoveries, while he tied for 2nd in the Big 12 in both fumble recoveries and forced fumbles.
- One of his fumble recoveries was returned 15 yds for a TD vs. Baylor.
- A two-time First Team Academic All-Big 12 performer.

PURNELL'S GAME-BY-GAME STATS

Date	Opponent	UA-AT-TT	TFL	SACK	INT	PD	F/R
9/3/22	SOUTH DAKOTA	1-2-3	0.5-0	0.0-0	0	0	0/0
9/24/22	at Oklahoma	1-1-2	0.5-0	0.0-0	0	0	0/0
10/1/22	TEXAS TECH	1-1-2	0.0-0	0.0-0	0	0	0/0
10/8/22	at Iowa State	0-3-3	0.0-0	0.0-0	0	2	0/0
10/29/22	OKLAHOMA STATE*	1-0-1	0.0-0	0.0-0	0	0	0/0
11/5/22	TEXAS	1-0-1	0.0-0	0.0-0	0	0	0/0
11/19/22	at West Virginia	1-4-5	0.0-0	0.0-0	0	0	0/0
11/26/22	KANSAS	0-0-0	0.0-0	0.0-0	0	0	0/1
12/3/22	vs. TCU	1-0-1	0.0-0	0.0-0	0	0	0/0
12/31/22	vs. Alabama	2-1-3	0.0-0	0.0-0	0	0	0/0
9/9/23	TROY*	1-3-4	0.0-0	0.0-0	0	1	0/0
9/16/23	at Missouri*	3-2-5	0.0-0	0.0-0	0	0	0/0
9/23/23	UCF*	7-0-7	1.0-1	0.0-0	0	0	1/0
10/6/23	at Oklahoma State*	1-1-2	0.5-1	0.0-0	0	0	0/0
10/14/23	at Texas Tech*	2-2-4	0.0-0	0.0-0	0	0	0/0
10/21/23	TCU*	3-2-5	0.5-4	0.5-4	1	1	0/0
10/28/23	HOUSTON*	2-1-3	0.0-0	0.0-0	0	0	0/1
11/4/23	at Texas*	2-3-5	1.0-2	0.0-0	0	1	0/0
11/11/23	BAYLOR*	4-1-5	0.5-3	0.0-0	0	0	0/1
11/18/23	at Kansas*	4-1-5	0.0-0	0.0-0	0	0	1/0
11/25/23	IOWA STATE*	2-2-2	0.0-0	0.0-0	0	0	1/0
12/28/23	vs. NC State*	4-1-5	1.0-1	0.0-0	0	0	0/0

*denotes game started; **Bold Italics** denotes career high

PURNELL'S CAREER STATS

Year	G/S	UA-AT-TT	TFL	SACK	INT	PD	F/R
2022	14/1	9-12-21	1.0-0	0.0-0	0	2	0/1
2023	13/13	35-17-52	4.5-12	0.5-4	1	3	3/2
TOTAL	27/14	44-29-73	5.5-12	0.5-4	1	5	3/3

34



JORDAN DUNBAR

CB • 6-0 • 196 • Jr.-TR
Tarrytown, N.Y. • Rice Univ.

- Saw action in 25 games over parts of 3 seasons at Rice.
- Redshirted the 2023 season.
- Earned All-Conference USA honors in 2022 when he started all 12 games and totaled 25 tackles with 10 passes defended, the latter of which tied for 9th in the conference.

DUNBAR'S GAME-BY-GAME STATS

Date	Opponent	UA-AT-TT	TFL	SACK	INT	PD	F/R
9/4/21	at Arkansas*	1-0-1	0.0-0	0.0-0	0	0	0/0
9/11/21	HOUSTON*	4-3-7	0.0-0	0.0-0	0	1	0/0
9/18/21	at Texas*	1-0-1	0.0-0	0.0-0	0	1	0/0
9/25/21	TEXAS SOUTHERN*	3-1-4	0.0-0	0.0-0	0	0	0/0
10/2/21	SOUTHERN MISS*	3-2-5	0.0-0	0.0-0	0	1	0/0
10/16/21	at UTSA*	3-0-3	0.0-0	0.0-0	0	1	0/0
10/23/21	at UAB*	0-0-0	0.0-0	0.0-0	0	1	0/0
10/30/21	NORTH TEXAS*	2-0-2	0.0-0	0.0-0	0	0	0/0
11/6/21	at Charlotte*	1-0-1	0.0-0	0.0-0	0	1	0/0
11/13/21	WESTERN KENTUCKY	1-0-1	0.0-0	0.0-0	0	1	0/0
11/20/21	at UTEP	2-1-3	0.0-0	0.0-0	0	0	0/0
11/27/21	LOUISIANA TECH	2-0-2	0.0-0	0.0-0	0	2	0/0
9/3/22	at USC*	1-0-1	0.0-0	0.0-0	0	0	0/0
9/10/22	McNEESE STATE*	0-0-0	0.0-0	0.0-0	0	1	0/0
9/17/22	LOUISIANA*	3-1-4	0.0-0	0.0-0	0	1	0/0
9/24/22	at Houston*	4-0-4	0.0-0	0.0-0	0	0	0/0
10/1/22	UAB*	2-2-4	0.0-0	0.0-0	0	1	0/0
10/15/22	at Florida Atlantic*	3-0-3	0.0-0	0.0-0	0	1	0/0
10/22/22	at Louisiana Tech*	1-0-1	0.0-0	0.0-0	0	3	0/0
10/29/22	CHARLOTTE*	2-0-2	0.0-0	0.0-0	0	0	0/0
11/3/22	UTEP*	2-1-3	0.0-0	0.0-0	0	0	0/0
11/12/22	at Western Kentucky*	2-0-2	0.0-0	0.0-0	0	0	0/0
11/26/22	at North Texas*	0-0-0	0.0-0	0.0-0	0	1	0/0
12/17/22	vs. Southern Miss*	1-0-1	0.0-0	0.0-0	0	2	0/0

2021-22 Seasons at Rice

*denotes game started; **Bold Italics** denotes career high

DUNBAR'S CAREER STATS

Year	G/S	UA-AT-TT	TFL	SACK	INT	PD	F/R
2021*	12/9	23-7-30	0.0-0	0.0-0	0	9	0/0
2022*	12/12	21-4-25	0.0-0	0.0-0	0	10	0/0
TOTAL	25/21	44-11-55	0.0-0	0.0-0	0	19	0/0

*at Rice

35



SIMON McCLANNAN

P • 5-11 • 190 • Fr.-RS
Omaha, Neb. • Millard South

- Kicked off twice during the season — once at Texas and once against NC State in the Pop-Tarts Bowl — as he retained his redshirt.
- Rated the 23rd-best punter and 45th-best kicker in the Class of 2023 by Kohl's Kicking.

36



JACK FABRIS

S • 6-2 • 193 • Fr.-RS
Bogart, Ga. • North Oconee

- Played in 4 games in 2023 as he retained his redshirt.
- Carded 2 tackles in the 2023 season opener vs. SEMO and the Pop-Tarts Bowl vs. NC State.
- Son of Jon Fabris, a football coach for 37 years, including two stints as K-State's DE coach from 1997 to 1998 and 2017 to 2018.

FABRIS' GAME-BY-GAME STATS

Date	Opponent	UA-AT-TT	TFL	SACK	INT	PD	F/R
9/2/23	SEMO	2-0-2	0.0-0	0.0-0	0	0	0/0
12/28/23	vs. NC State	1-1-2	0.0-0	0.0-0	0	0	0/0

Bold Italics denotes career high

FABRIS' CAREER STATS

Year	G/S	UA-AT-TT	TFL	SACK	INT	PD	F/R
2023	4/0	3-1-4	0.0-0	0.0-0	0	0	0/0
TOTAL	4/0	3-1-4	0.0-0	0.0-0	0	0	0/0

38



BRENDAN MOTT

DE • 6-5 • 244 • Sr.-2L
Iowa City, Iowa • Iowa City West

★ East-West Shrine Bowl watch list

- A Super Senior who returns after earning All-Big 12 honors a year ago.
- Tallied 2 forced fumbles last year to tie for 4th in the Big 12.
- Had 6.0 sacks in 2022 to rank 6th in the Big 12, including a career-high 3.0 at West Virginia.
- A two-time First Team Academic All-Big 12 and CSC Academic All-District performer.
- Voted a team captain for the 2024 season.

MOTT'S GAME-BY-GAME STATS

Date	Opponent	UA-AT-TT	TFL	SACK	INT	PD	F/R
10/24/20	KANSAS	1-0-1	0.0-0	0.0-0	0	0	0/0
9/3/22	SOUTH DAKOTA	2-0-2	1.0-7	1.0-7	0	0	0/0
9/10/22	MISSOURI	2-0-2	1.0-14	0.0-0	0	0	0/0
9/17/22	TULANE	1-1-2	0.0-0	0.0-0	0	0	0/0
9/24/22	at Oklahoma*	0-1-1	0.0-0	0.0-0	0	0	0/0
10/1/22	TEXAS TECH*	2-0-2	0.0-0	0.0-0	0	0	0/0
10/8/22	at Iowa State*	1-0-1	1.0-4	1.0-4	0	0	0/0
10/22/22	at TCU*	1-2-3	0.0-0	0.0-0	0	0	0/0
10/29/22	OKLAHOMA STATE*	2-0-2	1.0-12	1.0-12	0	0	0/1
11/5/22	TEXAS*	2-3-5	0.0-0	0.0-0	0	0	0/0
11/12/22	at Baylor	1-0-1	0.0-0	0.0-0	0	1	0/0
11/19/22	at West Virginia*	5-3-8	3.0-23	3.0-23	0	0	0/0
11/26/22	KANSAS*	0-1-1	0.0-0	0.0-0	0	0	0/0
12/3/22	vs. TCU*	0-1-1	0.0-0	0.0-0	0	0	0/0
9/2/23	SEMO*	2-0-2	1.0-1	0.0-0	0	0	0/0
9/9/23	TROY*	1-1-2	0.0-0	0.0-0	0	0	1/0
9/16/23	at Missouri*	0-0-0	0.0-0	0.0-0	0	1	0/0
9/23/23	UCF*	3-0-3	1.0-10	1.0-10	0	0	0/0
10/6/23	at Oklahoma State*	2-2-4	1.0-1	0.0-0	0	0	0/0
10/14/23	at Texas Tech*	4-0-4	0.0-0	0.0-0	0	0	0/0
10/21/23	TCU*	1-0-1	0.0-0	0.0-0	0	0	0/0
11/4/23	at Texas*	1-0-1	1.0-2	0.0-0	0	1	1/0
11/11/23	BAYLOR*	1-1-2	0.5-3	0.0-0	0	0	0/0
11/18/23	at Kansas*	5-0-5	0.0-0	0.0-0	0	0	0/0
11/25/23	IOWA STATE*	1-1-2	0.0-0	0.0-0	0	0	0/0
12/28/23	vs. NC State*	0-1-1	0.0-0	0.0-0	0	0	0/0

*denotes game started; **Bold Italics** denotes career high

MOTT'S CAREER STATS

Year	G/S	UA-AT-TT	TFL	SACK	INT	PD	F/R
2020	1/0	1-0-1	0.0-0	0.0-0	0	0	0/0
2022	14/10	19-12-31	7.0-60	6.0-46	0	1	0/1
2023	13/13	21-6-27	4.5-17	1.0-10	0	2	2/0
TOTAL	29/23	41-18-59	11.5-77	7.0-56	0	3	2/1



TRAVIS BATES

DE • 6-3 • 265 • So.-TR
Tomball, Texas • Austin Peay Univ.

- Transferred to K-State in time for spring practices after spending the last 2 seasons at Austin Peay.
- Earned Freshman All-America honors from Phil Steele as a redshirt FR in 2023.

BATES' GAME-BY-GAME STATS

Date	Opponent	UA-AT-TT	TFL	SACK	INT	PD	F/R
9/2/23	at Southern Illinois*	0-2-2	0.5-4	0.5-4	0	0	0/0
9/9/23	at Tennessee*	2-2-4	0.5-1	0.0-0	0	0	0/0
9/16/23	E. TENNESSEE STATE*	0-4-4	0.5-1	0.0-0	0	0	0/0
9/23/23	at Stephen F. Austin*	1-3-4	0.0-0	0.0-0	0	1	0/0
10/28/23	NORTH ALABAMA	0-1-1	0.0-0	0.0-0	0	0	0/0
11/4/23	at Eastern Kentucky*	6-0-6	2.0-6	1.0-2	0	1	0/0
11/11/23	UTAH TECH*	0-3-3	1.0-5	0.5-3	0	0	0/0
11/18/23	CENTRAL ARKANSAS*	1-2-3	1.0-4	1.0-4	0	0	0/0
11/25/23	CHATTANOOGA*	1-4-5	0.0-0	0.0-0	0	0	0/0

2023 Season at Austin Peay

* denotes game started; **Bold Italics** denotes career high

BATES' CAREER STATS

Year	G/S	UA-AT-TT	TFL	SACK	INT	PD	F/R
2023*	10/9	11-21-32	5.5-21	3.0-13	0	2	0/0
TOTAL	10/9	11-21-32	5.5-21	3.0-13	0	2	0/0

* at Austin Peay



AUSTIN MOORE

LB • 6-1 • 220 • Sr.-4L
Louisburg, Kan. • Louisburg

- ★ Bednarik Award watch list
- ★ Wuerffel Trophy watch list

- A Super Senior who has started each of the last 27 games dating back to the first game of the 2022 season.
- Earned All-Big 12 honors each of the last 2 years, including second-team accolades a year ago.
- Also picked up votes for the 2023 Big 12 Def. Player of the Year award.
- Tied for team-high honors last year with 63 tackles while he had a team-leading 12.5 TFLs.
- Led the team with 87 tackles in 2022.
- Needs 78 tackles to become the 27th player in school history with 250 in a career.
- A four-time First Team Academic All-Big 12 performer and two-time CSC Academic All-District selection.
- Voted a team captain in both 2023 and 2024.

MOORE'S GAME-BY-GAME STATS

Date	Opponent	UA-AT-TT	TFL	SACK	INT	PD	F/R
9/26/20	at Oklahoma	0-1-1	0.0-0	0.0-0	0	0	0/0
10/24/20	KANSAS	3-0-3	0.0-0	0.0-0	0	0	0/0
9/11/21	SOUTHERN ILLINOIS	1-1-2	0.0-0	0.0-0	0	0	0/0
10/23/21	at Texas Tech	1-0-1	0.0-0	0.0-0	0	0	0/0
10/30/21	TCU	2-1-3	1.0-1	0.0-0	0	0	0/0
11/6/21	at Kansas*	4-1-5	0.5-1	0.0-0	0	0	0/0
11/13/21	WEST VIRGINIA	0-1-1	0.5-1	0.0-0	0	0	0/0
11/20/21	BAYLOR	1-1-2	0.5-1	0.0-0	0	0	0/0
11/25/21	at Texas	1-0-1	0.0-0	0.0-0	0	0	0/0
1/4/22	vs. LSU	2-1-3	0.5-0	0.0-0	0	0	0/0
9/3/22	SOUTH DAKOTA*	3-2-5	0.5-1	0.0-0	0	0	0/0
9/10/22	MISSOURI*	4-2-6	2.0-2	0.0-0	0	0	0/0
9/17/22	TULANE*	6-2-8	2.0-5	1.0-3	0	0	0/0
9/24/22	at Oklahoma*	4-5-9	0.5-3	0.5-3	0	0	0/0
10/1/22	TEXAS TECH*	6-1-7	1.0-1	0.0-0	1	2	0/0
10/8/22	at Iowa State*	4-2-6	1.0-4	0.0-0	0	2	0/0
10/22/22	at TCU*	5-4-9	0.0-0	0.0-0	0	0	1/0
10/29/22	OKLAHOMA STATE*	5-0-5	0.0-0	0.0-0	0	0	1/0
11/5/22	TEXAS*	4-2-6	0.0-0	0.0-0	0	0	0/0
11/12/22	at Baylor*	6-2-8	0.0-0	0.0-0	0	0	0/0
11/19/22	at West Virginia*	2-3-5	1.0-5	0.0-0	0	0	0/0
11/26/22	KANSAS*	6-2-8	1.0-4	0.0-0	0	0	0/0
12/3/22	vs. TCU*	1-2-3	1.0-5	0.0-0	0	1	0/1
12/31/22	vs. Alabama*	1-1-2	0.0-0	0.0-0	0	0	0/0
9/2/23	SEMO*	3-3-6	3.0-6	1.0-4	0	0	0/0
9/9/23	TROY*	5-1-6	2.0-3	0.0-0	0	0	0/0
9/16/23	at Missouri*	3-1-4	1.0-1	0.0-0	0	0	0/0
9/23/23	UCF*	5-1-6	1.0-1	0.0-0	0	0	0/0
10/6/23	at Oklahoma State*	3-5-8	0.5-1	0.0-0	0	0	0/0
10/14/23	at Texas Tech*	6-2-8	0.0-0	0.0-0	0	0	0/0
10/21/23	TCU*	2-2-4	0.5-4	0.5-4	0	0	0/0
10/28/23	HOUSTON*	1-0-1	1.0-1	0.0-0	0	0	0/0
11/4/23	at Texas*	2-5-7	0.0-0	0.0-0	0	0	0/0
11/11/23	BAYLOR*	3-1-4	1.0-3	0.0-0	0	0	0/0
11/18/23	at Kansas*	4-0-4	2.0-10	0.0-0	0	0	0/0
11/25/23	IOWA STATE*	1-0-1	0.0-0	0.0-0	0	0	0/1
12/28/23	vs. NC State*	2-2-4	0.5-1	0.0-0	0	0	0/0

* denotes game started; **Bold Italics** denotes career high

MOORE'S CAREER STATS

Year	G/S	UA-AT-TT	TFL	SACK	INT	PD	F/R
2020	7/0	3-1-4	0.0-0	0.0-0	0	0	0/0
2021	13/1	12-6-18	3.0-4	0.0-0	0	0	0/0
2022	14/14	57-30-87	10.0-30	1.5-6	1	5	2/1
2023	13/13	40-23-63	12.5-31	1.5-8	0	0	0/1
TOTAL	47/28	112-60-172	25.5-65	3.0-14	1	5	2/2



TOBI OSUNMIMI

DE • 6-3 • 248 • So.-2L
Wichita, Kan. • Wichita East

- Has seen time in 17 career games as a LB and on special teams before moving to DE prior to the 2024 season.
- Had a sack that forced a fumble vs. Troy last season.
- Tied for team-high honors with 5 tackles on kickoff coverage.

OSUNMIMI'S GAME-BY-GAME STATS

Date	Opponent	UA-AT-TT	TFL	SACK	INT	PD	F/R
10/29/22	OKLAHOMA STATE	1-0-1	0.0-0	0.0-0	0	0	0/0
11/26/22	KANSAS	0-1-1	0.0-0	0.0-0	0	0	0/0
9/9/23	TROY	1-0-1	1.0-12	1.0-12	0	0	1/0
9/23/23	UCF	1-0-1	0.0-0	0.0-0	0	0	0/0
10/6/23	at Oklahoma State	2-0-2	0.0-0	0.0-0	0	0	0/0
10/21/23	TCU	0-1-1	0.0-0	0.0-0	0	0	0/0
10/28/23	HOUSTON	1-0-1	0.0-0	0.0-0	0	0	0/0
11/11/23	BAYLOR	2-0-2	0.0-0	0.0-0	0	0	0/0
11/25/23	IOWA STATE	1-0-1	0.0-0	0.0-0	0	0	0/0

Bold Italics denotes career high

OSUNSANMI'S CAREER STATS

Year	G/S	UA-AT-TT	TFL	SACK	INT	PD	F/R
2022	4/0	1-1-2	0.0-0	0.0-0	0	0	0/0
2023	13/0	8-1-9	1.0-12	1.0-12	0	0	1/0
TOTAL	17/0	9-2-11	1.0-12	1.0-12	0	0	1/0



AUSTIN ROMAINÉ

LB • 6-2 • 242 • So.-1L
Hillsboro, Mo. • Hillsboro

- Pressed into action last year as a true FR, playing in 12 games with 5 starts.
- Earned votes for the 2023 Big 12 Defensive FR of the Year award.
- His 5 starts last year were the most by a Wildcat true FR defender since CB Duke Shelley started 7 games in 2015 and the most by a K-State true FR LB since at least 1988.
- Had a TFL in 3-straight games, which included his first-career sack at Texas Tech.

ROMAINÉ'S GAME-BY-GAME STATS

Date	Opponent	UA-AT-TT	TFL	SACK	INT	PD	F/R
9/9/23	TROY	2-1-3	0.0-0	0.0-0	0	0	0/0
9/23/23	UCF*	3-0-3	1.0-2	0.0-0	0	0	0/0
10/6/23	at Oklahoma State*	2-4-6	1.0-0	0.0-0	0	0	0/0
10/14/23	at Texas Tech*	3-1-4	1.0-3	1.0-3	0	0	0/0
10/28/23	HOUSTON*	2-0-2	0.0-0	0.0-0	0	0	0/0
11/18/23	at Kansas*	2-0-2	0.0-0	0.0-0	0	0	0/0
12/28/23	vs. NC State*	1-1-2	0.0-0	0.0-0	0	0	0/0

* denotes game started; **Bold Italics** denotes career high

ROMAINÉ'S CAREER STATS

Year	G/S	UA-AT-TT	TFL	SACK	INT	PD	F/R
2022	12/5	15-7-22	3.0-5	1.0-3	0	0	0/0
TOTAL	12/5	15-7-22	3.0-5	1.0-3	0	0	0/0



CODY STUFFLEBEAN

DE • 6-4 • 257 • Sr.-2L
McPherson, Kan. • McPherson

- Played in every game last year as a regular member of the playing rotation at DE.
- Had a banner day vs. Baylor, setting a career high with 4 tackles and carding his first 2.0 sacks, the first of which caused a fumble that was returned 15 yds for a TD by Desmond Purnell.
- Originally entered the program as a TE before moving to DE at the end of the 2021 season.
- Voted a team captain for the 2024 season.

STUFFLEBEAN'S GAME-BY-GAME STATS

Date	Opponent	UA-AT-TT	TFL	SACK	INT	PD	F/R
9/3/22	SOUTH DAKOTA	1-0-1	0.0-0	0.0-0	0	0	0/0
9/10/22	MISSOURI	1-0-1	0.0-0	0.0-0	0	0	0/0
9/24/22	at Oklahoma	0-1-1	0.0-0	0.0-0	0	0	0/0
10/8/22	at Iowa State	0-1-1	0.0-0	0.0-0	0	0	0/0
12/31/22	vs. Alabama	1-2-3	0.0-0	0.0-0	0	0	0/0
9/16/23	at Missouri	2-1-3	0.0-0	0.0-0	0	0	0/0
9/23/23	UCF	1-0-1	0.0-0	0.0-0	0	0	0/0
10/6/23	at Oklahoma State	0-2-2	0.5-1	0.0-0	0	0	0/0
10/14/23	at Texas Tech	0-1-1	0.0-0	0.0-0	0	0	0/0



10/21/23	TCU	2-0-2	0.0-0	0.0-0	0	0	0/0
11/4/23	at Texas	3-0-3	0.0-0	0.0-0	0	0	0/0
11/11/23	BAYLOR	3-1-4	2.0-13	2.0-13	0	0	1/0
11/18/23	at Kansas	3-0-3	0.0-0	0.0-0	0	0	0/0

Bold Italics denotes career high

STUFFLEBEAN'S CAREER STATS

Year	G/S	UA-AT-TT	TFL	SACK	INT	PD	F/R
2022	14/0	3-4-7	0.0-0	0.0-0	0	0	0/0
2023	13/0	14-5-19	2.5-14	2.0-13	0	0	1/0
TOTAL	27/0	17-9-26	2.5-14	2.0-13	0	0	1/0



La'JAMES WHITE

RB • 5-7 • 196 • Jr.-1L
Kansas City, Kan. • Air Force

- Saw action in 7 games in 2023 as a reserve RB and on kickoff coverage.
- Attended the Air Force Academy in 2021 before transferring to K-State prior to the 2022 season.

WHITE'S GAME-BY-GAME STATS

Date	Opponent	No	Yds	TD	LG
11/11/23	BAYLOR	2	14	0	9
12/28/23	vs. NC State	1	0	0	0

Bold Italics denotes career high

WHITE'S CAREER STATS

Year	G/S	NO	YDS	AVG	TD	LG
2023	7/0	3	14	4.7	0	9
TOTAL	7/0	3	14	4.7	0	9



RYAN DAVIS

DE • 6-4 • 252 • Fr.-RS
Phoenix, Ariz. • Sandra Day O'Connor

- Redshirted the 2023 season.
- Viewed as the 50th-best weakside DE in the Class of 2023 by Rivals



DAMIAN ILALIO

DT • 6-2 • 300 • Jr.-2L
Manhattan, Kan. • Manhattan

- Played in 11 games last year with 3 starts.
- Recorded the first full TFL of his career in the Pop-Tarts Bowl vs. NC State.
- Was in for the stop on 4th and Goal inside the one-yard line in overtime during the Big 12 Championship vs. TCU in 2022.

ILALIO'S GAME-BY-GAME STATS

Date	Opponent	UA-AT-TT	TFL	SACK	INT	PD	F/R
9/3/22	SOUTH DAKOTA	1-0-1	0.0-0	0.0-0	0	0	0/0
10/29/22	OKLAHOMA STATE	1-0-1	0.0-0	0.0-0	0	0	0/0
9/2/23	SEMO*	1-1-2	0.5-2	0.5-2	0	0	0/0
10/6/23	at Oklahoma State	0-1-1	0.5-1	0.0-0	0	0	0/0
10/14/23	at Texas Tech	0-1-1	0.0-0	0.0-0	0	0	0/0
10/25/23	HOUSTON	1-0-1	0.0-0	0.0-0	0	0	0/0
11/18/23	at Kansas	1-0-1	0.0-0	0.0-0	0	0	0/0
12/28/23	vs. NC State*	2-1-3	1.0-1	0.0-0	0	0	0/0

*denotes game started; **Bold Italics** denotes career high

ILALIO'S CAREER STATS

Year	G/S	UA-AT-TT	TFL	SACK	INT	PD	F/R
2022	5/0	2-0-2	0.0-0	0.0-0	0	0	0/0
2023	11/3	5-4-9	2.0-4	0.5-2	0	0	0/0
TOTAL	16/3	7-4-11	2.0-4	0.5-2	0	0	0/0



BEAU PALMER

LB • 6-2 • 225 • Sr.-2L
Overland Park, Kan. • Blue Valley

- Saw action in all 13 games last year with starts at MLB in the final 2 contests.
- Tied for team-high honors with 5 tackles on kickoff coverage.
- A two-time First Team Academic All-Big 12 honoree.

PALMER'S GAME-BY-GAME STATS

Date	Opponent	UA-AT-TT	TFL	SACK	INT	PD	F/R
9/3/22	SOUTH DAKOTA	2-0-2	0.0-0	0.0-0	0	0	0/0
9/10/22	MISSOURI	2-0-2	0.0-0	0.0-0	0	0	0/0
9/2/23	SEMO	2-0-2	1.0-2	0.0-0	0	0	0/0
9/16/23	at Missouri	2-0-2	0.0-0	0.0-0	0	0	0/0
9/23/23	UCF	1-0-1	0.0-0	0.0-0	0	0	0/0
10/6/23	at Oklahoma State	1-2-3	0.0-0	0.0-0	0	0	0/0
10/14/23	at Texas Tech	0-2-2	0.0-0	0.0-0	0	0	0/0
10/21/23	TCU	1-0-1	0.0-0	0.0-0	0	0	0/0
10/28/23	HOUSTON	1-0-1	1.0-2	0.0-0	0	0	0/0
11/4/23	at Texas	0-1-1	0.0-0	0.0-0	0	0	0/0
11/11/23	BAYLOR	2-0-2	0.0-0	0.0-0	0	0	0/0
11/18/23	at Kansas	3-1-4	1.0-7	1.0-7	0	1	0/0
11/25/23	IOWA STATE*	1-1-2	0.0-0	0.0-0	0	0	0/0
12/28/23	vs. NC State*	2-2-4	0.5-1	0.0-0	0	0	0/0

*denotes game started; **Bold Italics** denotes career high

PALMER'S CAREER STATS

Year	G/S	UA-AT-TT	TFL	SACK	INT	PD	F/R
2022	6/0	4-0-4	0.0-0	0.0-0	0	0	0/0
2023	13/2	16-9-25	3.5-12	1.0-7	0	1	0/0
TOTAL	21/2	20-9-29	3.5-12	1.0-7	0	1	0/0



WILL ANCIAUX

TE • 6-6 • 246 • Fr.-RS
Wichita, Kan. • Kapaun Mt. Carmel

- Redshirted the 2023 season.
- Viewed as the 28th-best TE in the Class of 2023 by ESPN.
- A two-time first team all-state honoree.



ANDREW METZGER

TE • 6-5 • 248 • Fr.-RS
Aurora, Colo. • Regis Jesuit

- Redshirted the 2023 season.
- Rated the 35th-best TE (Y) nationally in the Class of 2023 by ESPN.
- Father, Joe, played TE at Ohio State from 1988 to 1992



WILL SWANSON

TE • 6-5 • 251 • Sr.-3L
Papillion, Neb. • La Vista South

- Played in every game a year ago with 4 starts.
- Hauled in his first-career TD reception vs. TCU.

SWANSON'S GAME-BY-GAME RECEIVING

Date	Opponent	No	Yds	TD	LG
9/3/22	SOUTH DAKOTA	2	23	0	18
9/23/23	UCF	1	10	0	10
10/21/23	TCU	2	22	1	17
10/28/23	HOUSTON*	1	21	0	27
11/25/23	IOWA STATE	1	13	0	13

Bold Italics denotes career high

SWANSON'S CAREER RECEIVING STATS

Year	G/S	NO	YDS	AVG	TD	LG
2022	14/0	2	23	11.5	0	18
2023	13/4	5	66	13.2	1	21
TOTAL	31/4	7	89	12.7	1	21



GARRETT OAKLEY

TE • 6-5 • 239 • So.-1L
Columbus, Neb. • Scotus Central Catholic

- Played in each of the final 10 games in his first season on the field in 2023.
- Earned two starts, including the Pop-Tarts Bowl vs. NC State.
- Had 2 TD catches ont he year to tie for 6th nationally by freshmen TE.

OAKLEY'S GAME-BY-GAME RECEIVING

Date	Opponent	No	Yds	TD	LG
10/21/23	TCU	1	11	0	11
10/28/23	HOUSTON	3	36	1	16
11/11/23	BAYLOR	3	46	1	28
11/25/23	IOWA STATE	2	26	0	22
12/28/23	vs. NC State*	2	35	0	28

*denotes game started; **Bold Italics** denotes career high



OAKLEY'S CAREER RECEIVING STATS

YEAR	G/S	NO	YDS	AVG	TD	LG
2023	10/2	11	154	14.0	2	28
TOTAL	10/2	11	154	14.0	2	28



BRAYDEN LOFTIN

TE • 6-5 • 237 • So.-1L
Omaha, Neb. • Lewis Central (IA)

- Saw action in 9 games as both a reserve TE and as a member of the KOR and FG protection units after redshirting the 2022 season.

- Viewed as the 35th-best TE for the Class of 2022 by ESPN.

87

SEUMALO'S GAME-BY-GAME STATS

Date	Opponent	UA-AT-TT	TFL	SACK	INT	PD	F/R
9/3/22	SOUTH DAKOTA	2-0-2	1.0-1	0.0-0	0	0	0/0
9/10/22	MISSOURI	1-0-1	1.0-2	0.0-0	0	0	0/0
9/24/22	at Oklahoma	0-0-0	0.0-0	0.0-0	0	2	0/0
10/29/22	OKLAHOMA STATE	1-0-1	0.0-0	0.0-0	0	0	0/0
11/19/22	at West Virginia	0-1-1	0.0-0	0.0-0	0	0	0/0
9/2/23	SEMO	1-1-2	0.5-2	0.5-2	0	0	0/0
9/9/23	TROY*	1-1-2	0.0-0	0.0-0	0	0	0/1
9/16/23	at Missouri*	0-2-2	0.0-0	0.0-0	0	0	0/0
9/23/23	UCF*	1-0-1	1.0-3	1.0-3	0	0	0/0
10/6/23	at Oklahoma State*	1-2-3	0.0-0	0.0-0	0	0	0/0
10/14/23	at Texas Tech*	2-0-2	0.0-0	0.0-0	0	0	0/0
10/28/23	HOUSTON*	0-0-0	0.0-0	0.0-0	0	1	0/0
11/4/23	at Texas*	0-4-4	0.0-0	0.0-0	0	0	0/0
11/11/23	BAYLOR*	1-0-1	0.0-0	0.0-0	0	0	0/0
11/18/23	at Kansas*	1-0-1	0.0-0	0.0-0	0	0	0/0

* denotes game started; **Bold Italics** denotes career high

SEUMALO'S CAREER STATS

Year	G/S	UA-AT-TT	TFL	SACK	INT	PD	F/R
2022	14/0	4-1-5	2.0-3	0.0-0	0	2	0/0
2023	11/10	8-10-18	1.5-5	1.5-5	0	1	0/1
TOTAL	25/10	12-11-23	3.5-8	1.5-5	0	3	0/1



JORDAN ALLEN

DE • 6-4 • 258 • Fr.-RS
Olathe, Kan. • Olathe South

- Redshirted the 2023 season.

- Rated the 31st-best weakside DE in the Class of 2023 by On3 and Rivals.

91



ASHER TOMASZEWSKI

DT • 6-4 • 290 • Fr.-RS
Schererville, Ind. • Mount Carmel (IL)

- Saw action last year vs. SEMO and Baylor as he retained his redshirt.

- Prepped for Mount Carmel HS under head coach Jordan Lynch, a former Northern Illinois QB and 2013 Heisman Finalist.

93



USO SEUMALO

DT • 6-3 • 333 • Sr.-2L
Maunaloa, Hawai'i • Garden City CC

- ★ East-West Shrine Bowl watch list

- ★ Polynesian College Football Player of the Year Award watch list

- A 10-game starter last year who earned All-Big 12 honors.

- Set a career high with 4 tackles at Texas, while he had his first-career full sack vs. UCF.

99



2023 SCHEDULE AND RESULTS (OVERALL: 9-4 • HOME: 6-1 • ROAD: 2-3 • NEUTRAL: 1-0 • BIG 12: 6-3)

DATE	(CFP/AP/C) OPPONENT	RESULT	SCORE	TV	ATTEND	TOP PASSER	TOP RUSHER	TOP RECEIVER	TOP TACKLER
Sept. 2	SEMO	W	45-0	Big 12 Now	52,066	W. Howard (18-26-1, 297, 2 TD)	D. Giddens (15-128-0)	R. Garcia II (5-119-1)	A. Moore (6)
Sept. 9	at n/rv Troy	W	42-13	FS1	51,940	W. Howard (21-32-1, 250, 3 TD)	T. Ward (16-58-0)	P. Brooks (7-94-1)	A. Moore/W. Lee (6)
Sept. 16	at n/rv Missouri	L	27-30	SEC Network	62,621	W. Howard (25-39-1, 270, 2 TD)	T. Ward (10-54-0)	B. Sinnott (5-78-2)	D. Green (9)
Sept. 23	n/rv UCF*	W	44-31	FS1	51,912	W. Howard (27-42-1, 255)	D. Giddens (30-207-4)	D. Giddens (8-86-0)	D. Purnell (7)
Oct. 6	at Oklahoma State*	L	21-29	ESPN	53,855	W. Howard (15-34-3, 152, TD)	W. Howard (10-104-1)	B. Sinnott (4-39-1)	Three Players (8)
Oct. 14	at Texas Tech*	W	38-21	FS1	56,200	W. Howard (6-9-0, 86)	T. Ward (15-118-0)	B. Sinnott (6-72-0)	A. Moore (8)
Oct. 21	TCU*	W	41-3	ESPN2	52,580	W. Howard (10-16-0, 154, 3 TD)	T. Ward (17-89-0)	J. Brown (4-88-1)	J. Parrish (6)
Oct. 28	Houston*	W	41-0	ESPN2	51,928	W. Howard (15-17-0, 164, 2 TD)	D. Giddens (13-96-2)	P. Brooks (5-83-1)	M. Sigle (7)
Nov. 4	at 7/7/16 Texas*	L	30-33 (OT)	FOX	102,846	W. Howard (26-42-1, 327, 4 TD)	T. Ward (9-30-0)	K. Johnson (7-70-1)	W. Lee III (9)
Nov. 11	Baylor*	W	58-25	Big 12 Now	51,790	W. Howard (19-29-0, 235, 3 TD)	D. Giddens (18-115-0)	P. Brooks (5-41-0)	D. Purnell (5)
Nov. 18	at 25/n/rv Kansas*	W	31-27	FS1	47,233	W. Howard (13-24-1, 165, 2 TD)	D. Giddens (21-102-1)	J. Brown (4-96-0)	Four Players (5)
Nov. 25	Iowa State*	L	35-42	FOX	51,481	W. Howard (24-48-1, 288, TD)	D. Giddens (31-114-1)	B. Sinnott (10-136-1)	M. Sigle/V. Payne (5)
Dec. 28	vs. 18/19/18 NC State*	W	28-19	ESPN	31,111	A. Johnson (14-31-0, 178, 2 TD)	D. Giddens (28-151-1)	J. Brown (5-52-1)	V. Payne (10)

* Big 12 Conference Game | ^ Pop-Tarts Bowl

TEAM STATISTICS

	KANSAS STATE	OPPONENTS
Scoring	482	273
Points Per Game	37.1	21.0
Points Off Turnovers	85	20
First Downs	310	225
Rushing	143	81
Passing	145	127
Penalty	22	17
Rushing Yardage	2653	1917
Yards Gained Rushing	2902	2233
Yards Lost Rushing	249	316
Rushing Attempts	533	403
Average Per Rush	5.0	4.8
Average Per Game	204.1	147.5
TDs Rushing	32	15
Passing Yardage	3135	2926
Comp-Att-Int	258-426-10	247-438-13
Average Per Pass	7.4	6.7
Average Per Catch	12.2	11.8
Average Per Game	241.2	225.1
TDs Passing	30	16
Total Offense	5788	4843
Total Plays	959	841
Average Per Play	6.0	5.8
Average Per Game	445.2	372.5
Kick Returns: #-Yards	19-344	39-746
Punt Returns: #-Yards	16-73	9-171
Int Returns: #-Yards	13-149	10-77
Kick Return Average	18.1	19.1
Punt Return Average	4.6	19.0
Int Return Average	11.5	7.7
Fumbles-Lost	7-2	17-10
Penalties-Yards	63-568	72-651
Average Per Game	43.7	50.1
Punts-Yards	52-2150	58-2376
Average Per Punt	41.3	41.0
Net Punt Average	37.7	39.7
Kickoffs-Yards	87-5268	59-3636
Average Per Kick	60.6	61.6
Net Kick Average	39.1	39.9
Time of Possession / Game	31:52	28:07
3rd-Down Conversion	90/188	54/179
3rd-Down Pct	48%	30%
4th-Down Conversion	14/24	17/37
4th-Down Pct	58%	46%
Sacks by-Yards	25-180	17-117
Touchdowns Scored	64	32
Field Goals - Attempts	11-14	18-23
On-Side Kicks	0-0	1-1
Red-Zone Scores	(58-65) 89%	(26-33) 79%
Red-Zone Touchdowns	(51-65) 78%	(13-33) 39%
PAT-Attempts	(57-59) 97%	(27-29) 93%
2-Point Conversion-Attempts	(3-5) 60%	(0-3) 0%
Attendance	363698	322755
Games / Avg Per Game	7/51957	5/64551
Neutral Site Games		1/31111

SCORE BY QUARTERS	1ST	2ND	3RD	4TH (OT)	TOTAL
Kansas State	107	162	106	107 (0)	482
Opponents	64	91	66	49 (3)	273

RUSHING

PLAYER	GP	ATT.	GAIN	LOSS	NET	AVG.	TD	LONG	YPG
DJ Giddens	13	223	1265	39	1226	5.5	10	43	94.3
Treshaun Ward	11	124	652	9	643	5.2	5	52	58.5
Will Howard	12	81	461	110	351	4.3	9	70	29.3
Avery Johnson	8	52	334	38	296	5.7	7	30	37.0
Anthony Frias II	10	13	42	0	42	3.2	0	8	4.2
Jadon Jackson	13	4	36	0	36	9.0	0	14	2.8
Phillip Brooks	12	7	33	0	33	4.7	1	10	2.8
Jack Blumer	13	1	30	0	30	30.0	0	30	2.3
Keagan Johnson	11	8	27	1	26	3.3	0	13	2.4
La'James White	7	3	14	0	14	4.7	0	9	2.0
Jayce Brown	10	4	3	0	3	0.8	0	2	0.3
Joe Jackson	2	4	5	4	1	0.3	0	5	0.5
Team	13	9	0	48	-48	-5.3	0	0	-3.7
Total	13	533	2902	249	2653	5.0	32	70	204.1
Opponents	13	403	2233	316	1917	4.8	15	77	147.5

PASSING

PLAYER	GP	EFFIC.	CMP-ATT-INT	PCT.	YARDS	TD	LG	AVG/G
Will Howard	12	140.1	219-357-10	61.3	2643	24	61	220.3
Avery Johnson	8	142.0	37-66-0	56.1	479	5	43	59.9
Treshaun Ward	11	497.2	1-1-0	100.0	8	1	8	0.7
Jake Rubley	2	142.0	1-1-0	100.0	5	0	5	2.5
Team	13	0.0	0-1-0	0.0	0	0	0	0.0
Total	13	140.9	258-426-10	60.6	3135	30	61	241.2
Opponents	13	118.6	247-438-13	56.4	2926	16	82	225.1

RECEIVING

PLAYER	GP	NO	YDS	AVG	TD	LONG	AVG/G
Phillip Brooks	12	53	589	11.1	5	40	49.1
Ben Sinnott	12	49	676	13.8	6	44	56.3
DJ Giddens	13	29	323	11.1	3	61	24.8
Jayce Brown	10	27	437	16.2	3	46	43.7
Keagan Johnson	11	24	227	9.5	2	20	20.6
Jadon Jackson	13	19	252	13.3	2	40	19.4
Treshaun Ward	11	17	129	7.6	2	33	11.7
RJ Garcia II	12	14	184	13.1	1	44	15.3
Garrett Oakley	10	11	154	14.0	2	28	15.4
Will Swanson	13	5	66	13.2	1	21	5.1
Seth Porter	13	3	38	12.7	1	16	2.9
Anthony Frias II	10	2	5	2.5	0	5	0.5
Erik Pizarro	8	1	5	5.0	0	5	0.6
Will Howard	12	1	8	8.0	1	8	0.7
Christian Moore	12	1	2	2.0	1	2	0.2
Xavier Loyd	8	1	16	16.0	0	16	2.0
Tre Spivey	2	1	24	24.0	0	24	12.0
Total	13	258	3135	12.2	30	61	241.2
Opponents	13	247	2926	11.8	16	82	225.1



TOTAL OFFENSE

PLAYER	GP	PLAYS	RUSH	PASS	TOTAL	AVG/G
Will Howard	12	438	351	2643	2994	249.5
DJ Giddens	13	223	1226	0	1226	94.3
Avery Johnson	8	118	296	479	775	96.9
Treshaun Ward	11	125	643	8	651	59.2
Anthony Frias II	10	13	42	0	42	4.2
Jadon Jackson	13	4	36	0	36	2.8
Phillip Brooks	12	7	33	0	33	2.8
Jack Blumer	13	1	30	0	30	2.3
Keagan Johnson	11	8	26	0	26	2.4
La'James White	7	3	14	0	14	2.0
Jake Rubley	2	1	0	5	5	2.5
Jayce Brown	10	4	3	0	3	0.3
Joe Jackson	2	4	1	0	1	0.5
Team	13	0	-48	0	-48	-3.7
Total	13	959	2653	3135	5788	445.2
Opponents	13	841	1917	2926	4843	372.5

SCORING

PLAYER	TD	FGS	PATs					SAF	PTS
			KICK	RUSH	RCV	PASS	DXP		
Chris Tennant	—	11-14	56-57	—	—	—	—	—	89
DJ Giddens	13	—	—	—	—	—	—	—	78
Will Howard	10	—	—	2	—	1	—	—	64
Treshaun Ward	7	—	—	—	—	—	—	—	42
Avery Johnson	7	—	—	—	—	—	—	—	42
Phillip Brooks	6	—	—	—	1	—	—	—	38
Ben Sinnott	6	—	—	—	—	—	—	—	36
Jayce Brown	3	—	—	—	—	—	—	—	18
Jadon Jackson	2	—	—	—	—	—	—	—	12
Keagan Johnson	2	—	—	—	—	—	—	—	12
Garrett Oakley	2	—	—	—	—	—	—	—	12
Keenan Garber	1	—	—	—	—	—	1	—	8
Seth Porter	1	—	—	—	—	—	—	—	6
Christian Moore	1	—	—	—	—	—	—	—	6
Will Swanson	1	—	—	—	—	—	—	—	6
RJ Garcia II	1	—	—	—	—	—	—	—	6
Desmond Purnell	1	—	—	—	—	—	—	—	6
Leyton Simmering	—	—	1-2	—	—	—	—	—	1
Total	60	11-14	53-55	2	1	1	1	0	454
Opponents	30	16-20	26-28	0	0	0	0	0	254

PUNT RETURNS

PLAYER	NO	YDS	AVG	TD	LONG
Phillip Brooks	15	73	4.9	0	29
Kanijal Thomas	1	0	0.0	0	0
Total	16	73	4.6	0	29
Opponents	9	171	19.0	0	70

KICKOFF RETURNS

PLAYER	NO	YDS	AVG	TD	LONG
Phillip Brooks	7	125	17.9	0	36
Treshaun Ward	7	132	18.9	0	38
Seth Porter	4	68	17.0	0	19
Keagan Johnson	1	19	19.0	0	19
Total	19	344	18.1	0	38
Opponents	39	746	19.1	0	51

INTERCEPTIONS

PLAYER	NO	YDS	AVG	TD	LONG
Jacob Parrish	4	53	13.3	0	26
Kobe Savage	3	7	2.3	0	7
Will Lee III	2	27	13.5	0	16
Keenan Garber	1	45	45.0	1	45
Marques Sigle	1	0	0.0	0	0
Desmond Purnell	1	0	0.0	0	0
VJ Payne	1	17	17.0	0	17
Total	13	149	11.5	1	45
Opponents	10	77	7.7	1	35

FUMBLE RETURNS

PLAYER	NO	YDS	AVG	TD	LONG
Desmond Purnell	2	15	7.5	1	15
Seth Porter	1	0	0.0	0	0
Jevon Banks	1	0	0.0	0	0
Austin Moore	1	0	0.0	0	0
Matthew Maschmeier	1	0	0.0	0	0
Ty Bowman	1	0	0.0	0	0
VJ Payne	1	0	0.0	0	0
Uso Seumalo	1	0	0.0	0	0
Will Lee III	1	0	0.0	0	0
Total	10	15	1.5	1	15
Opponents	2	0	0.0	0	0

ALL-PURPOSE YARDAGE

PLAYER	G	RUSH	REC	PR	KOR	IR	TOT	AVG/G
DJ Giddens	13	1226	323	0	0	0	1549	119.2
Treshaun Ward	11	643	129	0	132	0	904	82.2
Phillip Brooks	12	33	589	73	125	0	820	68.3
Ben Sinnott	12	0	676	0	0	0	676	56.3
Jayce Brown	10	3	437	0	0	0	440	44.0
Will Howard	12	351	8	0	0	0	359	29.9
Avery Johnson	8	296	0	0	0	0	296	37.0
Jadon Jackson	13	36	252	0	0	0	288	22.2
Keagan Johnson	11	26	227	0	19	0	272	24.7
RJ Garcia II	12	0	184	0	0	0	184	15.3
Garrett Oakley	10	0	154	0	0	0	154	15.4
Seth Porter	13	0	38	0	68	0	106	8.2
Will Swanson	13	0	66	0	0	0	66	5.1
Jacob Parrish	12	0	0	0	0	53	53	4.4
Anthony Frias II	10	42	5	0	0	0	47	4.7
Keenan Garber	13	0	0	0	0	45	45	3.5
Jack Blumer	13	30	0	0	0	0	30	2.3
Will Lee III	11	0	0	0	0	27	27	2.5
Tre Spivey	2	0	24	0	0	0	24	12.0
VJ Payne	13	0	0	0	0	17	17	1.3
Xavier Loyd	8	0	16	0	0	0	16	2.0
La'James White	7	14	0	0	0	0	14	2.0
Kobe Savage	12	0	0	0	0	7	7	0.6
Erik Pizarro	8	0	5	0	0	0	5	0.6
Christian Moore	12	0	2	0	0	0	2	0.2
Joe Jackson	2	1	0	0	0	0	1	0.5
Team	13	-48	0	0	0	0	-48	-3.7
Total	13	2653	3135	73	344	149	6354	488.8
Opponents	13	1917	2926	171	746	77	5837	449.0

PUNTING

PLAYER	NO	YDS	AVG	LONG	TB	FC	I20	50+	BLKD
Jack Blumer	52	2150	41.3	69	1	24	22	7	0
Total	52	2150	41.3	69	1	24	22	7	0
Opponents	58	2376	41.0	57	2	25	19	7	1

FIELD GOALS

PLAYER	FGM-FGA	PCT	1-19	20-29	30-39	40-49	50+	LG	BLK
Chris Tennant	11-14	78.6	0-0	4-6	2-2	4-4	1-2	51	0
Opponents	18-23	78.3	0-0	5-6	7-7	4-5	2-5	61	1

FIELD GOAL SEQUENCE

GAME	KANSAS STATE	OPPONENTS
SEMO	(51)	—
Troy	—	(24) (37)
Missouri	55,(46),(26)	(30),53,(25),(61)
UCF	26,(30)	(29),52
Oklahoma State	—	(43),21,(34),(53),(31),(25)
Texas Tech	(47)	—
TCU	(27), (40)	(32)
Houston	—	45
Texas	27,(45)	(32),(49),(34),(42)
Baylor	(33)	—
Kansas	—	—
Iowa State	(23),(22)	—
NC State	—	(26),(49),52
() - Made		


KICKOFFS

PLAYER	NO	YDS	AVG	TB	OB	RETN	NET	YDLN
Chris Tennant	85	5154	60.6	34	4			
Simon McClannan	2	114	57.0	0	1			
Total	86	5391	62.7	51	2	25	40.5	24
Opponents	65	3993	61.4	24	3	36	38	26




GAME-BY-GAME PASSING

WILL HOWARD	Comp	Att	Int	Pct	Yards	TD	Long	Sack	Yds	Effic.
SEMO	18	26	1	69.2	297	2	44	0	0	182.9
Troy	21	32	1	65.6	250	3	40	1	8	155.9
Missouri	25	39	1	64.1	270	3	34	3	13	142.5
UCF	27	41	1	64.3	255	0	24	1	7	110.5
Oklahoma State	15	34	3	44.1	152	1	29	2	8	73.7
Texas Tech	6	9	0	66.7	86	0	42	1	8	146.9
TCU	10	16	0	62.5	154	3	61	0	0	205.2
Houston	15	17	0	88.2	164	2	40	2	9	208.1
Texas	26	41	1	63.4	327	4	32	3	22	157.7
Baylor	19	29	0	65.5	235	3	40	1	10	167.7
Kansas	13	24	1	54.2	165	2	46	1	6	131.1
Iowa State	24	48	1	50.0	288	1	44	0	0	103.1
TOTALS	219	357	10	61.3	2,643	24	61	16	104	140.1



AVERY JOHNSON	Comp	Att	Int	Pct	Yards	TD	Long	Sack	Yds	Effic.
SEMO	3	4	0	75.0	55	0	24	0	0	190.5
Texas Tech	8	9	0	88.9	77	0	21	0	0	160.8
TCU	5	10	0	50.0	90	1	43	1	13	158.6
Houston	5	6	0	83.3	46	1	21	0	0	202.7
Texas	0	1	0	0.0	0	0	0	0	0	0.0
Baylor	2	5	0	40.0	33	1	28	0	0	161.4
NC State	14	31	0	45.2	178	2	37	0	0	114.7
TOTALS	37	66	0	56.1	479	5	43	1	13	142.0



GAME-BY-GAME RUSHING (NO-YDS/TDs)

PLAYER	NO-YDS/TDs	SEMO	TROY	MU	UCF	OSU	TTU	TCU	UH	UT	BU	KU	ISU	NCSU
DJ Giddens	223-1,226/10	15-128/0	12-52/0	9-36/0	30-207/4	16-65/0	12-53/0	9-85/1	13-96/2	9-22/0	18-115/0	21-102/1	31-114/1	28-151/1
Treshaun Ward	124-643/5	11-56/1	16-58/0	9-46/0	DNP	9-59/1	15-118/0	17-89/0	10-32/1	9-30/0	10-44/1	7-63/0	11-48/1	DNP
Will Howard	81-351/9	3-5/1	8-33/2	10-21/0	7-64/2	10-104/1	3-0/0	4-62/0	9-24/0	9-23/0	3-3/1	4-18/1	11-46/1	DNP
Avery Johnson	52-296/7	5-32/1	DNP	5-32/0	DNP	DNP	13-90/5	16-70/0	4-5/0	1-1/0	1-4/0	DNP	DNP	7-71/1
Anthony Frias II	13-42/0	1-6/0	1-2/0	DNP	2-8/0	DNP	—	1-3/0	6-15/0	—	2-8/0	—	—	DNP
Keagan Johnson	8-26/0	DNP	—	1-4/0	—	—	1-13/0	2-6/0	DNP	1-2/0	1-1/0	—	1-1/0	1-1/0
Phillip Brooks	7-33/1	—	1-2/1	—	—	2-11/0	—	1-10/0	—	—	—	2-8/0	—	DNP
Jadon Jackson	4-36/0	—	—	—	—	—	—	1-14/0	2-15/0	DNP	—	—	—	1-7/0
Jayce Brown	4-3/0	1-0/0	—	DNP	DNP	DNP	—	1-1/0	2-2/0	—	—	—	—	—
Joe Jackson	4-1/0	4-1/0	DNP	DNP	DNP	DNP	DNP	DNP	DNP	DNP	DNP	DNP	DNP	—
La'James White	3-14/0	—	—	—	—	—	DNP	DNP	DNP	DNP	2-14/0	DNP	DNP	1-0/0
Jack Blumer	1-30/0	—	—	—	—	—	—	—	—	—	—	—	—	1-30/0
TOTALS	533-2,653/32	40-228/3	38-147/3	35-138/0	40-281/6	38-220/2	47-272/5	52-343/1	46-179/3	29-30/0	37-183/2	37-166/2	54-209/3	40-257/2

GAME-BY-GAME RECEIVING (NO-YDS/TDs)

PLAYER	NO-YDS/TDs	SEMO	TROY	MU	UCF	OSU	TTU	TCU	UH	UT	BU	KU	ISU	NCSU
Phillip Brooks	53-589/5	6-40/0	7-94/1	5-50/1	6-42/0	3-50/0	4-47/0	3-31/0	5-83/1	5-76/2	5-41/0	1-9/0	3-26/0	DNP
Ben Sinnott	49-676/6	5-100/0	1-5/0	5-78/2	5-64/0	4-39/1	6-72/0	—	1-6/0	5-69/0	3-68/1	4-39/1	10-136/1	DNP
DJ Giddens	29-323/3	—	1-7/0	3-14/0	8-86/0	4-28/0	1-5/0	2-75/1	2-25/0	3-23/0	2-19/1	2-4/0	—	1-37/1
Jayce Brown	27-437/3	1-15/0	—	DNP	DNP	DNP	1-21/0	4-88/1	2-13/0	4-77/1	1-6/0	4-96/0	5-69/0	5-52/1
Keagan Johnson	24-227/2	DNP	3-25/0	1-2/0	2-15/0	2-31/0	—	—	DNP	7-70/1	3-31/0	2-17/1	1-5/0	3-31/0
Jadon Jackson	19-252/2	2-38/1	4-77/1	4-47/0	3-17/0	1-2/0	1-10/0	—	—	DNP	2-53/0	—	—	2-8/0
Treshaun Ward	17-129/2	—	2-11/1	5-61/0	DNP	—	—	3-17/1	2-13/0	2-12/0	—	—	2-13/0	DNP
RJ Garcia II	14-184/1	5-119/1	3-31/0	2-18/0	—	1-2/0	1-8/0	—	1-4/0	—	1-2/0	—	—	DNP
Garrett Oakley	11-154/2	DNP	DNP	DNP	—	—	—	1-11/0	3-36/1	—	3-46/1	—	2-26/0	2-35/0
Will Swanson	5-66/1	—	—	—	1-10/0	—	—	2-22/1	1-21/0	—	—	—	1-13/0	—
Seth Porter	3-38/1	—	—	—	1-16/0	—	—	—	1-7/1	—	—	—	—	1-15/0
Anthony Frias II	2-5/0	—	—	DNP	1-5/0	DNP	—	—	1-0/0	—	—	—	—	DNP
Tre Spivey	1-24/0	1-24/0	DNP	DNP	DNP	DNP	DNP	DNP	DNP	DNP	—	DNP	DNP	DNP
Xavier Loyd	1-16/0	1-16/0	—	DNP	—	DNP	—	—	—	—	—	DNP	DNP	DNP
Will Howard	1-8/1	1-8/1	—	—	—	—	—	—	—	—	—	—	—	DNP
Erik Pizarro	1-5/0	DNP	DNP	—	—	—	—	—	1-5/0	DNP	—	DNP	DNP	—
Christian Moore	1-2/0	—	—	—	—	—	—	—	—	—	1-2/1	—	—	DNP
TOTALS	258-3,135/30	22-360/3	21-250/3	25-270/3	27-255/0	15-152/1	14-163/0	15-244/4	21-215/3	26-327/4	21-268/4	13-165/2	24-288/1	14-178/2



DEFENSIVE STATISTICS

PLAYER	GP	TACKLES			TFLS NO-YDS	SACKS NO-YDS	PASS DEFENSE			FUMBLES		BLKD KICK	SA
		SOLO	AST	TOTAL			INT-YDS	PBU	QBH	RCV-YDS	FF		
Marques Sigle	12	47	16	63	3.0-11	.	1-0	9	1	.	.	1	.
Austin Moore	13	40	23	63	12.5-31	1.5-8	.	.	1	1-0	.	.	.
Kobe Savage	12	38	19	57	3.5-7	.	3-7	.	2
VJ Payne	13	44	13	57	3.0-6	.	1-17	3	.	1-0	.	.	.
Desmond Purnell	13	35	17	52	4.5-12	0.5-4	1-0	2	4	2-15	3	.	.
Jacob Parrish	12	37	7	44	2.5-3	0.5-1	4-53	9
Will Lee III	11	32	10	42	1.5-2	.	2-27	6	.	1-0	1	.	.
Brendan Mott	13	21	6	27	4.5-17	1.0-10	.	2	2	.	2	.	.
Colby McCalister	13	23	4	27	1.5-12	1.0-11	.	1	.	.	1	.	.
Beau Palmer	13	16	9	25	3.5-12	1.0-7	.	1	2
Jake Clifton	8	17	7	24	2.0-3	.	.	.	3
Austin Romaine	12	15	7	22	3.0-5	1.0-3	.	.	3
Keenan Garber	13	21	1	22	1.0-2	.	1-45	4
Cody Stufflebean	13	14	5	19	2.5-14	2.0-13	1	.	.
Khalid Duke	13	14	5	19	8.0-56	6.0-54	.	.	2	.	1	.	.
Uso Seumalo	11	8	10	18	1.5-5	1.5-5	.	1	.	1-0	.	.	.
Nate Matlack	12	11	4	15	7.5-38	4.0-32	.	1	2	.	.	1	.
Daniel Green	3	10	3	13	2.5-8	1.0-7	.	.	1
Damian Ilalio	11	5	4	9	2.0-4	0.5-2	.	.	1
Justice James	11	7	2	9	1.0-2	.	.	1
Tobi Osunsanmi	13	8	1	9	1.0-12	1.0-12	1	.	.
Jevon Banks	13	6	3	9	2.0-10	2.0-10	.	.	1	1-0	.	.	.
Jordan Wright	11	5	2	7	.	.	.	2
Matthew Maschmeier	13	6	1	7	1.0-19	.	.	1	.	1-0	1	.	.
Anthony Frias II	10	2	3	5
Seth Porter	13	5	.	5	1-0	.	.	.
Asa Newsom	4	4	1	5	0.5-0
Max Marsh	10	4	.	4
Ty Bowman	12	2	2	4	1-0	.	.	.
Jack Fabris	4	3	1	4	.	.	.	1
Rex Van Wyhe	4	3	1	4	1.0-1	.	.	1
Zach Wittenberg	4	2	2	4
Kanijal Thomas	7	2	.	2
Phillip Brooks	12	2	.	2
Chiddi Obiazor	3	1	1	2	0.5-1	0.5-1
Jace Friesen	13	.	2	2
Wesley Fair	3	2	.	2
Jadon Jackson	13	1	.	1
Trevor Erickson	2	1	.	1
Randen Plattner	13	1	.	1
Hayden Gillum	13	1	.	1
Jack Blumer	13	1	.	1
Nickendre Stiger	3	.	1	1	.	.	.	1
Will Swanson	13	1	.	1
Chris Tennant	13	1	.	1
Will Howard	12	1	.	1
Drew Schmelzle	1	1	.	1
Trey Krause	4	.	1	1
Jordan Perry	2	1	.	1
Cooper Beebe	13	1	.	1
Keagan Johnson	11	1	.	1
Shane Porter	11	1	.
Totals	13	524	194	718	77-293	25-180	13-149	45	25	10-15	11	3	0
Opponents	13	601	198	799	59-203	17-117	10-77	47	36	2-0	3	0	0

SPECIAL TEAMS TACKLES

PLAYER	TOTAL	KO	PUNT	PLAYER	TOTAL	KO	PUNT
Jordan Wright	6	4	2	Jack Blumer	1	0	1
Anthony Frias II	5	5	0	Jake Clifton	1	1	0
Tobi Osunsanmi	5	5	0	Wesley Fair	1	1	0
Beau Palmer	5	5	0	Matthew Maschmeier	1	1	0
Ty Bowman	4	4	0	Asa Newsom	1	1	0
Seth Porter	4	3	1	Randen Plattner	1	0	1
Justice James	3	3	0	Chris Tennant	1	1	0
Colby McCalister	3	3	0	Kanijal Thomas	1	1	0
Cody Stufflebean	3	1	2	Zach Wittenberg	1	1	0
Max Marsh	2	2	0	TOTALS	49	42	7



TOP TACKLERS GAME BY GAME

PLAYER	UT-AT-TT	SEMO	TROY	MU	UCF	OSU	TTU	TCU	UH	UT	BU	KU	ISU	NCSU
Marques Sagle	47-16-63	DNP	2-0-2	6-2-8	6-0-6	4-3-7	5-1-6	1-2-3	5-2-7	5-3-8	4-0-4	4-0-4	3-2-5	2-1-3
Austin Moore	40-23-63	3-3-6	5-1-6	3-1-4	5-1-6	3-5-8	6-2-8	2-2-4	1-0-1	2-5-7	3-1-4	4-0-4	1-0-1	2-2-4
VJ Payne	44-13-57	2-0-2	5-0-5	2-2-4	1-0-1	4-2-6	3-0-3	4-0-4	2-0-2	4-2-6	4-0-4	5-0-5	1-4-5	7-3-10
Kobe Savage	38-19-57	3-2-5	2-1-3	8-0-8	2-0-2	4-4-8	4-3-7	2-3-5	4-1-5	2-4-6	1-1-2	5-0-5	1-0-1	DNP
Desmond Purnell	35-17-52	—	1-3-4	3-2-5	7-0-7	1-1-2	2-2-4	3-2-5	2-1-3	2-3-5	4-1-5	4-1-5	2-0-2	4-1-5
Jacob Parrish	37-7-44	3-0-3	3-0-3	3-1-4	—	DNP	5-1-6	5-1-6	1-0-1	4-2-6	4-0-4	3-0-3	2-0-2	4-2-6
Will Lee III	32-10-42	4-1-5	5-1-6	1-1-2	1-1-2	5-3-8	DNP	3-1-4	3-0-3	7-2-9	1-0-1	—	2-0-2	DNP
Colby McCalister	23-4-27	3-0-3	—	0-1-1	1-0-1	1-0-1	3-1-4	2-0-2	—	2-0-2	4-0-4	1-0-1	2-0-2	4-2-6
Brendan Mott	21-6-27	2-0-2	1-1-2	—	3-0-3	2-2-4	4-0-4	1-0-4	—	1-0-1	1-1-2	5-0-5	1-1-2	0-1-1
Beau Palmer	16-9-25	2-0-2	—	2-0-2	1-0-1	1-2-3	0-2-2	—	1-0-1	0-1-1	2-0-2	3-1-4	1-1-2	2-2-4
Jake Clifton	17-7-24	—	DNP	DNP	2-0-2	2-2-4	2-1-3	2-1-3	3-0-3	5-3-8	1-0-1	DNP	DNP	DNP
Keenan Garber	21-1-22	2-0-2	—	2-1-3	1-0-1	2-0-2	5-0-5	2-0-2	2-0-2	1-0-1	2-0-2	—	1-0-1	1-0-1
Austin Romaine	15-7-22	—	2-1-3	—	3-0-3	2-4-6	3-1-4	DNP	2-0-2	—	—	2-0-2	—	1-1-2
Khalid Duke	14-5-19	2-0-2	3-0-3	1-0-1	2-0-2	1-1-2	1-0-1	0-1-1	2-0-2	0-1-1	—	2-0-2	—	2-2-2
Cody Stufflebean	14-5-19	—	—	2-1-3	1-0-1	0-2-2	0-1-1	2-0-2	—	3-0-3	3-1-4	3-0-3	—	—
Uso Seumalo	8-10-18	1-1-2	1-1-2	0-2-2	1-0-1	1-2-3	2-0-2	—	—	0-4-4	1-0-1	1-0-1	DNP	DNP
Nate Matlack	11-4-15	2-0-2	1-1-2	—	1-0-1	1-1-2	1-0-1	0-1-1	2-0-2	0-1-1	—	2-0-2	1-0-1	DNP
Daniel Green	10-3-13	—	3-1-4	7-2-9	DNP	DNP	DNP	DNP	DNP	DNP	DNP	DNP	DNP	DNP

GAME-BY-GAME TACKLES FOR LOSS

PLAYER	TFL-Yds	SEMO	TROY	MU	UCF	OSU	TTU	TCU	UH	UT	BU	KU	ISU	NCSU
Austin Moore	12.5-31	3-0-6	2-0-3	1-0-1	1-0-1	0.5-1	—	0.5-4	1-0-1	—	1-0-3	2-0-10	—	0.5-1
Khalid Duke	8-0-56	1-0-13	3-0-17	—	2-0-13	—	1-0-5	—	—	—	—	1-0-8	—	—
Nate Matlack	7.5-38	2-0-19	1-0-2	—	1-0-5	0.5-0	—	—	1-0-9	—	—	1-0-2	1-0-1	DNP
Brendan Mott	4.5-17	1-0-1	—	—	1-0-10	1-0-1	—	—	—	1-0-2	0.5-3	—	—	—
Desmond Purnell	4.5-12	—	—	—	1-0-1	0.5-1	—	0.5-4	—	1-0-2	0.5-3	—	—	1-0-1
Beau Palmer	3.5-12	1-0-2	—	—	—	—	—	—	1-0-2	—	—	1-0-7	—	0.5-1
Kobe Savage	3.5-7	1-0-1	—	1-0-4	—	0.5-1	—	—	—	—	—	—	1-0-1	DNP
Marques Sagle	3-0-11	DNP	—	1-0-3	—	—	1-0-7	—	1-0-1	—	—	—	—	—
VJ Payne	3-0-6	—	—	1-0-2	—	1-0-3	—	—	—	—	—	1-0-1	—	—
Austin Romaine	3-0-5	—	—	—	1-0-2	1-0-0	1-0-3	DNP	—	—	—	—	—	—
Cody Stufflebean	2.5-14	—	—	—	—	0.5-1	—	—	—	—	2-0-13	—	—	—
Daniel Green	2.5-8	—	—	2.5-8	DNP	DNP	DNP	DNP	DNP	DNP	DNP	DNP	DNP	DNP
Jacob Parrish	2.5-3	—	—	—	—	DNP	—	—	—	—	1-0-1	—	1-0-1	0.5-1
Jevon Banks	2-0-10	—	—	1-0-6	—	—	—	1-0-4	—	—	—	—	—	—
Damian Ilalio	2-0-4	0.5-2	—	—	—	0.5-1	—	—	—	DNP	DNP	—	—	1-0-1
Jake Clifton	2-0-3	—	DNP	DNP	—	—	—	—	1-0-1	1-0-2	—	DNP	DNP	DNP
Colby McCalister	1.5-12	—	—	0.5-1	—	—	—	—	—	—	1-0-11	—	—	—
Uso Seumalo	1.5-5	0.5-2	—	—	1-0-3	—	—	—	—	—	—	—	DNP	DNP
Will Lee III	1.5-2	—	1.5-2	—	—	—	DNP	—	—	—	—	DNP	—	DNP
Matthew Maschmeier	1-0-19	—	—	—	—	—	—	—	—	—	1-0-19	—	—	—
Tobi Osunsanmi	1-0-12	—	1-0-12	—	—	—	—	—	—	—	—	—	—	—
Keenan Garber	1-0-2	—	—	—	—	1-0-2	—	—	—	—	—	—	—	—
Justice James	1-0-2	1-0-2	—	DNP	DNP	—	—	—	—	—	—	—	—	—
Rex Van Wyhe	1-0-1	DNP	DNP	DNP	DNP	DNP	DNP	—	DNP	DNP	1-0-1	—	DNP	—
Chiddi Obiazor	0.5-1	—	DNP	DNP	DNP	DNP	DNP	DNP	DNP	DNP	—	DNP	DNP	0.5-1
Asa Newsom	0.5-0	—	0.5-0	—	—	DNP	DNP	DNP	DNP	DNP	DNP	DNP	DNP	DNP
TOTAL	77-293	11-48	9-36	8-25	8-35	7-11	3-15	2-12	5-14	3-6	8-54	6-28	3-3	4-6

GAME-BY-GAME SACKS

PLAYER	Sacks-Yds	SEMO	TROY	MU	UCF	OSU	TTU	TCU	UH	UT	BU	KU	ISU	NCSU
Khalid Duke	5-0-46	1-0-13	2-0-16	—	1-0-12	—	1-0-5	—	—	—	—	1-0-8	—	—
Nate Matlack	4-0-32	1-0-16	1-0-2	—	1-0-5	—	—	—	1-0-9	—	—	—	—	DNP
Cody Stufflebean	2-0-13	—	—	—	—	—	—	—	—	—	2-0-13	—	—	—
Jevon Banks	2-0-10	—	—	1-0-6	—	—	—	1-0-4	—	—	—	—	—	—
Austin Moore	1.5-8	1-0-4	—	—	—	—	—	0.5-4	—	—	—	—	—	—
Uso Seumalo	1.5-5	0.5-2	—	—	1-0-3	—	—	—	—	—	—	—	DNP	DNP
Tobi Osunsanmi	1-0-12	—	1-0-12	—	—	—	—	—	—	—	—	—	—	—
Colby McCalister	1-0-11	—	—	—	—	—	—	—	—	—	1-0-11	—	—	—
Brendan Mott	1-0-10	—	—	—	1-0-10	—	—	—	—	—	—	—	—	—
Daniel Green	1-0-7	—	—	1-0-7	DNP	DNP	DNP	DNP	DNP	DNP	DNP	DNP	DNP	DNP
Beau Palmer	1-0-7	—	—	—	—	—	—	—	—	—	—	1-0-8	—	—
Austin Romaine	1-0-3	—	—	—	—	—	1-0-3	DNP	—	—	—	—	—	—
Desmond Purnell	0.5-4	—	—	—	—	—	—	0.5-4	—	—	—	—	—	—
Damian Ilalio	0.5-2	0.5-2	—	—	—	—	—	—	—	DNP	DNP	—	—	—
Chiddi Obiazor	0.5-1	—	DNP	DNP	DNP	DNP	DNP	DNP	DNP	DNP	—	DNP	DNP	0.5-1
Jacob Parrish	0.5-1	—	—	—	—	DNP	—	—	—	—	—	—	—	0.5-1
TOTAL	25-180	4-37	4-30	2-13	4-30	0-0	2-8	2-12	1-9	0-0	3-24	2-15	0-0	1-2



GAME-BY-GAME SUMMARIES

GAME	Final Score	Score By Quarter				First Downs				Rushing			Passing			Total Offense		Punting	Fumbles	Penalty	Third Downs	Total ToP
		1	2	3	4 (OT)	Ru	Pa	Pn	Tot	Att	Yds	TD	C-A-I	Yds	TD	Att	Yds	No-Avg	No-Lost	No-Yds		
SEMO	0	0	0	0	0	3	9	1	13	26	6	0	25-37-0	221	0	63	227	8-41.0	0-0	5-65	4-14	30:35
K-State	45	7	28	3	7	11	16	1	28	40	228	3	22-31-1	360	3	71	588	2-41.0	1-0	4-36	4-10	29:25
Troy	13	0	10	0	3	2	10	3	15	28	70	0	22-38-1	216	1	66	286	5-39.0	3-1	3-22	6-17	30:23
K-State	42	7	14	7	14	9	10	1	20	38	147	3	21-32-1	250	3	70	397	5-39.2	0-0	5-45	10-15	29:37
K-State	27	7	7	10	3	7	11	1	19	35	138	0	25-39-1	270	3	74	408	5-38.4	0-0	7-65	8-17	34:00
Missouri	30	10	7	0	13	3	15	2	20	28	74	1	23-36-0	356	2	64	430	6-44.0	0-0	6-40	3-13	26:00
UCF	31	10	7	7	7	6	10	3	19	34	143	1	14-25-1	264	3	59	407	2-39.0	1-1	10-80	5-12	25:37
K-State	44	7	14	10	13	12	16	4	32	40	281	6	27-42-1	255	0	82	536	1-69.0	0-0	5-63	9-15	34:23
K-State	21	0	7	8	6	12	6	0	18	38	220	2	15-34-3	152	1	72	372	4-48.5	1-0	4-32	6-16	25:18
Oklahoma State	29	10	10	6	3	7	13	0	20	40	174	1	20-36-0	238	0	76	412	3-40.3	0-0	5-45	6-18	34:42
K-State	38	10	7	14	7	14	8	2	24	47	272	5	14-18-0	163	0	65	435	5-44.0	0-0	5-45	4-11	32:27
Texas Tech	21	0	14	7	0	8	14	1	23	30	182	2	30-49-3	298	1	79	480	4-35.2	0-0	5-45	4-13	27:15
TCU	3	3	0	0	0	6	11	2	19	22	113	0	23-43-1	187	0	65	300	5-46.0	0-0	4-33	2-13	21:10
K-State	41	21	6	7	7	20	8	1	29	52	343	1	15-26-0	244	4	78	587	1-34.0	1-0	6-45	10-13	38:50
Houston	0	0	0	0	0	7	4	0	11	26	113	0	15-33-1	95	0	59	208	5-40.0	1-1	6-60	3-14	25:26
K-State	41	7	21	7	6	14	9	1	24	46	179	3	21-24-0	215	3	70	394	3-38.0	1-1	1-5	10-14	34:34
K-State	30	0	7	7	16 (0)	3	16	1	20	29	30	0	26-43-1	327	4	72	357	7-45.4	2-1	7-50	2-14	27:52
Texas	33	10	7	10	3 (3)	9	9	0	18	37	230	2	19-37-2	248	1	74	478	5-34.4	2-1	10-67	2-15	32:08
Baylor	25	7	6	6	6	7	11	2	20	35	85	0	23-47-1	247	4	82	332	4-42.0	3-3	4-45	4-17	31:58
K-State	59	21	14	17	7	6	15	1	22	37	183	2	21-34-0	268	4	71	451	4-47.2	0-0	5-42	4-12	28:02
K-State	31	7	9	8	7	9	8	3	20	37	166	2	13-24-1	165	2	61	331	4-32.8	0-0	2-30	8-15	26:40
Kansas	27	7	13	7	0	11	7	1	19	41	234	3	11-16-2	162	1	57	396	3-39.7	2-1	5-59	5-11	33:20
Iowa State	42	7	7	14	14	4	6	0	10	23	258	3	8-12-0	230	3	35	488	4-38.8	4-2	6-73	3-7	17:48
K-State	35	6	14	8	7	13	14	5	32	54	209	3	24-48-1	288	1	102	497	5-36.4	0-0	6-55	11-23	42:12
NC State	19	0	10	9	0	8	8	1	17	33	235	2	14-29-1	164	0	62	399	4-40.8	1-0	3-17	7-15	29:06
K-State	28	7	14	0	7	13	8	1	22	40	257	2	14-31-0	178	2	71	435	6-38.3	1-0	6-55	4-14	30:54

GAME-BY-GAME STARTERS

OFFENSE

Opponent	WR	LT	LG	C	RG	RT	TE	QB	RB	WR	WR
SEMO	Garcia II	Leveston	Beebe	Gillum	Panzer	Willis	Sinnott	Howard	Giddens	Jackson	Brooks
Troy	Garcia II	Leveston	Beebe	Gillum	Panzer	Willis	Sinnott	Howard	Giddens	Swanson (te)	Brooks
Missouri	Garcia II	Leveston	Beebe	Gillum	Panzer	Willis	Sinnott	Howard	Giddens	Jackson	Brooks
UCF	Jackson	Leveston	Beebe	Gillum	Panzer	Willis	Sinnott	Howard	Giddens	Oakley (te)	Brooks
Oklahoma State	Garcia II	Leveston	Beebe	Gillum	Panzer	Willis	Sinnott	Howard	Giddens	Jackson	Brooks
Texas Tech	Jackson	Leveston	Beebe	Gillum	Panzer	Willis	Sinnott	Howard	Giddens	Swanson (te)	Brooks
TCU	K. Johnson	Leveston	Beebe	Gillum	Panzer	Willis	Sinnott	Howard	Giddens	A. Johnson (qb)	Brooks
Houston	Brown	Leveston	Beebe	Gillum	Panzer	Duffie	Sinnott	Howard	Giddens	Swanson (te)	Brooks
Texas	Brown	Leveston	Beebe	Gillum	Panzer	Duffie	Sinnott	Howard	Giddens	K. Johnson	Brooks
Baylor	Brown	Leveston	Beebe	Gillum	Panzer	Duffie	Sinnott	Howard	Giddens	K. Johnson	Brooks
Kansas	Brown	Leveston	Beebe	Gillum	Panzer	Duffie	Sinnott	Howard	Giddens	K. Johnson	Brooks
Iowa State	Brown	Leveston	Beebe	Gillum	Panzer	Duffie	Sinnott	Howard	Giddens	Jackson	Brooks
NC State	Brown	Leveston	Beebe	Gillum	Panzer	Duffie	Oakley	A. Johnson	Giddens	Swanson (te)	K. Johnson

DEFENSE

OPPONENT	DE	DT	DE	SLB	MLB	WLB	CB	SS	JS	FS	CB
SEMO	Duke	Ilalio	Mott	Purnell	Green	Moore	Lee III	Savage	Payne	McCalister	Parrish
Troy	Duke	Seumalo	Mott	Purnell	Green	Moore	Lee III	Savage	Payne	Sigle	Parrish
Missouri	Duke	Seumalo	Mott	Purnell	Green	Moore	Lee III	Savage	Payne	Sigle	Parrish
UCF	Duke	Seumalo	Mott	Purnell	Romaine	Moore	Lee III	Payne	Savage	Sigle	Parrish
Oklahoma State	Duke	Seumalo	Mott	Purnell	Romaine	Moore	Lee III	Payne	Savage	Sigle	Garber
Texas Tech	Duke	Seumalo	Mott	Purnell	Romaine	Moore	Garber	Payne	Savage	Sigle	Parrish
TCU	Duke	Seumalo	Mott	Purnell	Clifton	Moore	Garber	Payne	Savage	Sigle	Parrish
Houston	Duke	Seumalo	Mott	Purnell	Romaine	Moore	Garber	Payne	Savage	Sigle	Parrish
Texas	Duke	Seumalo	Mott	Purnell	Clifton	Moore	Lee III	Payne	Savage	Sigle	Parrish
Baylor	Duke	Seumalo	Mott	Purnell	Clifton	Moore	Lee III	Payne	Savage	Sigle	Parrish
Kansas	Duke	Seumalo	Mott	Purnell	Romaine	Moore	Lee III	Payne	Savage	Sigle	Parrish
Iowa State	Duke	Ilalio	Mott	Purnell	Palmer	Moore	Lee III	Payne	Savage	Sigle	Parrish
NC State	Duke	Ilalio	Mott	Purnell	Palmer	Moore	Garber	Payne	McCalister	Sigle	Parrish

TURNOVER CHART

GAME	TAKEAWAYS			GIVEAWAYS			DIFF.	K-STATE PTS OFF	OPP PTS OFF
	FUM	INT	TOT	FUM	INT	TOT			
SEMO	0	0	0	0	1	1	-1	0	0
Troy	1	1	2	0	1	1	+1	0	3
Missouri	0	0	0	0	1	1	-1	0	3
UCF	1	1	2	0	1	1	+1	7	7
Oklahoma State	0	0	0	0	3	3	-3	0	7
Texas Tech	0	3	3	0	0	0	+3	14	0
TCU	0	1	1	0	0	0	+1	0	0
Houston	1	1	2	1	0	1	+1	13	0
Texas	1	2	3	1	1	2	+1	13	7
Baylor	3	1	4	0	0	0	+4	21	0
Kansas	1	2	3	0	1	1	+2	7	0
Iowa State	2	0	2	0	1	1	+1	10	0
NC State	0	1	1	0	0	0	+1	0	0
TOTAL	10	13	23	2	10	12	+11	84	27
AVG. PER GAME	0.77	1.00	1.77	0.15	0.77	0.92	+0.85	6.5	2.1



SCORING DRIVES

KANSAS STATE

OPPONENT	QTR	TD	FG	PLAYER(S)	PLAY	PL	YDS	TIME
SEMO	1	X		Will Howard to Jadon Jackson	33 yd pass	9	67	4:03
	2	X		Will Howard	1 yd run	13	84	5:45
	2	X		Will Howard to RJ Garcia II	37 yd pass	6	87	2:16
	2	X		Treshaun Ward	3 yd run	4	60	1:42
	2	X		Treshaun Ward to Will Howard	8 yd pass	9	89	1:36
	3		X	Chris Tennant	51 yd field goal	7	34	2:37
	4	X		Avery Johnson	7 yd run	8	79	3:42
Troy	1	X		Will Howard to Jadon Jackson	9 yd pass	8	71	3:20
	2	X		Phillip Brooks	2 yd run	12	56	4:25
	2	X		Will Howard to Phillip Brooks	39 yd pass	5	66	0:39
	3	X		Will Howard	2 yd run	8	44	3:17
	4	X		Treshaun ward	1 yd run	9	76	5:04
	4	X		Will Howard	1 yd run	6	34	4:14
Missouri	1	X		Will Howard to Phillip Brooks	10 yd pass	11	75	4:44
	2	X		Will Howard to Ben Sinnott	3 yd pass	10	64	4:46
	3		X	Chris Tennant	46 yd field goal	6	16	2:37
	3	X		Will Howard to Ben Sinnott	3 yd pass	12	74	5:52
	4	X		Chris Tennant	26 yd field goal	8	67	2:59
UCF	1	X		DJ Giddens	1 yd run	8	75	3:26
	2	X		DJ Giddens	9 yd run	12	84	4:23
	2	X		DJ Giddens	18 yd run	8	62	4:01
	3		X	Chris Tennant	30 yd field goal	9	63	4:07
	3	X		Will Howard	2 yd run	11	85	5:09
	4	X		DJ Giddens	3 yd run	13	65	6:05
	4	X		Will Howard	31 yd run	2	36	0:53
Oklahoma State	2	X		Will Howard to Ben Sinnott	1 yd pass	7	92	3:01
	3	X		Treshaun Ward	11 yd run	10	65	4:30
	4	X		Will Howard	6 yd run	8	75	2:35
	4	X		Chris Tennant	47 yd field goal	8	50	3:32
Texas Tech	1	X		Avery Johnson	2 yd run	5	59	2:15
	2	X		Avery Johnson	5 yd run	7	80	2:44
	3	X		Avery Johnson	30 yd run	9	75	7:07
	3	X		Avery Johnson	11 yd run	1	11	0:04
	4	X		Avery Johnson	3 yd run	10	80	5:59
TCU	1	X		DJ Giddens	2 yd run	8	75	3:15
	1	X		Avery Johnson to Treshaun Ward	3 yd pass	7	73	3:57
	1	X		Will Howard to DJ Giddens	61 yd pass	3	75	1:06
	2		X	Chris Tennant	27 yd field goal	12	79	5:21
	2		X	Chris Tennant	40 yd field goal	10	58	2:43
	3	X		Will Howard to Jayce Brown	11 yd pass	13	81	7:53
	4	X		Will Howard to Will Swanson	5 yd pass	8	49	5:32
Houston	1	X		Will Howard to Garrett Oakley	12 yd pass	12	75	5:23
	2	X		Will Howard to Phillip Brooks	21 yd pass	15	89	7:48
	2	X		Treshaun Ward	1 yd run	9	72	4:06
	2	X		DJ Giddens	9 yd run	5	44	2:29
	3	X		DJ Giddens	13 yd run	2	24	0:38
	4	X		Avery Johnson to Seth Porter	7 yd pass	8	42	3:33
Texas	2	X		Will Howard to Phillip Brooks	6 yd pass	4	42	0:41
	3	X		Will Howard to Phillip Brooks	26 yd pass	8	75	4:13
	4	X		Will Howard to Keagan Johnson	12 yd pass	2	12	0:15
	4	X		Will Howard to Jayce Brown	32 yd pass	1	32	0:07
	4		X	Chris Tennant	45 yd field goal	10	33	1:17
Baylor	1	X		Will Howard to DJ Giddens	18 yd pass	12	81	4:30
	1	X		Will Howard to Ben Sinnott	14 yd pass	8	56	2:00
	1	X		Desmond Purnell	15 yd fumble return	—	—	—
	2	X		Will Howard	1 yd run	9	78	3:46
	2	X		Will Howard to Christian Moore	2 yd pass	1	2	0:04
	3		X	Chris Tennant	33 yd field goal	9	62	4:31
	3	X		Treshaun Ward	4 yd run	9	73	3:36
	3	X		Keenan Garber	45 yd interception return	—	—	—
	4	X		Avery Johnson to Garrett Oakley	28 yd pass	3	38	1:16
Kansas	1	X		Will Howard to Ben Sinnott	11 yd pass	5	75	1:16
	2			Keenan Garber	91 yd blocked XP return	—	—	—
	2	X		Will Howard to Keagan Johnson	11 yd pass	8	75	3:33
	3	X		DJ Gidden	1 yd run	10	87	4:01
	4	X		Will Howard	15 yd run	6	55	3:01
Iowa State	1		X	Chris Tennant	23 yd field goal	7	34	3:36
	1		X	Chris Tennant	22 yd field goal	14	80	6:29
	2	X		DJ Giddens	1 yd run	12	87	5:44
	2	X		Will Howard to Ben Sinnott	15 yd pass	8	41	0:49
	3	X		Will Howard	5 yd run	9	79	3:55
	4	X		Treshaun Ward	2 yd run	11	75	5:04
NC State	1	X		Avery Johnson to DJ Giddens	37 yd pass	6	75	2:25
	2	X		DJ Giddens	4 yd run	9	90	4:49
	2	X		Avery Johnson	19 yd run	10	75	2:27
	4	X		Avery Johnson to Jayce Brown	11 yd pass	15	72	7:24

OPPONENTS

OPPONENT	QTR	TD	FG	PLAYER(S)	PLAY	PL	YDS	TIME
Troy	2		X	Scott Taylor Renfroe	24 yd field goal	14	73	6:44
	2		X	Gunnar Watson to Chris Lewis	21 yd pass	5	75	1:37
	4		X	Scott Taylor Renfroe	37 yd field goal	6	62	2:02
	4		X	Brady Cook to Luther Burden	47 yd pass	6	75	2:49
Missouri	1		X	Harrison Mevis	30 yd field goal	7	35	3:04
	2		X	Brady Cook	1 yd run	6	75	2:29
	4		X	Harrison Mevis	25 yd field goal	6	68	1:51
	4		X	Brady Cook to Luther Burden	26 yd pass	2	77	0:29
UCF	4		X	Harrison Mevis	61 yd field goal	10	38	1:25
	1		X	Colton Boomer	29 yd field goal	6	63	2:26
	1	X		Timmy McClain to RJ Harvey	27 yd pass	9	57	5:11
	2	X		Timmy McClain to Kobe Hudson	69 yd pass	2	76	0:41
	3	X		Timmy McClain to Kobe Hudson	46 yd pass	3	46	1:10
	4	X		RJ Harvey	1 yd run	11	75	1:58
Oklahoma State	1	X		Ollie Gordon	2 yd run	15	72	5:24
	1		X	Alex Hale	43 yd field goal	8	47	3:58
	2		X	Alex Hale	2 yd field goal	8	63	3:08
	2	X		Cameron Epps	35 yd interception return	—	—	—
	3	X		Alex Hale	53 yd field goal	8	31	2:49
	3	X		Alex Hale	31 yd field goal	6	54	3:22
	4	X		Alex Hale	25 yd field goal	5	18	1:18
Texas Tech	2	X		Behren Morton	1 yd run	14	75	6:01
	2	X		Tahj Brooks	2 yd run	7	89	0:54
	3	X		Jake Strong to Jerand Bradley	8 yd pass	10	99	4:04
	3	X		Alex Hale	25 yd field goal	5	18	1:18
TCU	1	X		Griffin Kell	32 yd field goal	8	61	2:06
	1	X		Maalik Murphy to Adonai Mitchell	37 yd pass	3	47	1:13
	1		X	Bert Auburn	32 yd field goal	9	79	3:58
	2	X		CJ Baxter	54 yd run	4	63	2:37
	3	X		Jonathan Brooks	5 yd run	1	5	0:05
	3	X		Bert Auburn	49 yd field goal	7	41	3:07
	4	X		Bert Auburn	34 yd field goal	14	69	6:27
	OT	X		Bert Auburn	42 yd field goal	4	1	—
Baylor	1	X		Blake Shapen to Dawson Pendergrass	13 yd pass	5	72	2:19
	2	X		Blake Shapen to Dawson Pendergrass	1 yd pass	3	16	1:17
	3	X		Blake Shapen to Drake Dabney	63 yd pass	3	72	0:54
	4	X		Blake Shapen to Monaray Baldwin	6 yd pass	10	77	3:00
Kansas	1	X		Devin Neal	36 yd run	11	82	6:10
	2	X		Devin Neal	9 yd run	8	76	4:28
	2	X		Cole Ballard to Lawrence Arnold	5 yd pass	13	75	7:00
	3	X		Devin Neal	2 yd run	3	65	1:32
Iowa State	1	X		Abu Sama	71 yd run	1	71	0:11
	2	X		Abu Sama	77 yd run	2	81	0:27
	3	X		Rocco Becht to Jaylin Noel	79 yd pass	2	82	0:48
	3	X		Abu Sama	60 yd run	4	72	1:37
	4	X		Rocco Becht to Jayden Higgins	33 yd pass	4	60	2:10
	4	X		Rocco Becht to Jaylin Noel	82 yd pass	3	76	2:03
NC State	2	X		Brennan Armstrong	31 yd run	9	76	3:58
	2		X	Brayden Narveson	26 yd field goal	8	57	0:55
	3		X	Brayden Narveson	49 yd field goal	6	44	2:09
	3	X		Trent Pennix	60 yd run	7	75	4:03

DRIVE SUPERLATIVES

Most Plays/Result
Most Yards/Result
Most Time/Result

KANSAS STATE
18/Downs vs. Iowa State
92/TD at Oklahoma State
7:53/TD vs. TCU

OPPONENT
16/End of Game by TCU
99/TD by Texas Tech
7:11/Downs by NC State



AVERAGE STARTING FIELD POSITION

	Total Drives	Total Yd. Line	Average Field Pos.	Started in Opp.	Total Scores	TD	FG	MFG	Punts	Downs	To	Clock	Total Off. Points
K-State	158	4,861	Own 31	23	73	62	11	3	52	9	12	12	466
Opponents	160	4,385	Own 27	14	54	31	17	4	54	17	21	14	263

DRIVE CHART (NO. OF DRIVES/TD/FG)

Drive Start Result	1-9 NO/TD/FG	10-19 NO/TD/FG	20-29 NO/TD/FG	30-39 NO/TD/FG	40-49 NO/TD/FG	50+ NO/TD/FG
SEMO	1/0/0	3/3/0	1/1/0	3/1/1	1/1/0	2/0/0
Troy	0/0/0	0/0/0	3/2/0	3/1/0	3/1/0	4/2/0
Missouri	0/0/0	1/0/0	6/2/0	4/1/1	1/0/0	1/0/1
UCF	0/0/0	4/2/0	2/1/1	4/2/0	0/0/0	1/1/0
Oklahoma State	1/1/0	2/0/0	8/1/0	1/1/0	1/0/0	0/0/0
Texas Tech	0/0/0	1/0/0	8/2/1	1/0/0	1/1/0	2/1/0
TCU	0/0/0	4/1/1	4/3/1	0/0/0	0/0/0	1/1/0
Houston	0/0/0	1/1/0	4/2/0	1/0/0	2/0/0	3/3/0
Texas	2/0/0	1/0/0	9/1/0	0/0/0	1/0/1	4/3/0
Baylor	1/0/0	3/1/0	4/2/1	1/0/0	1/1/0	3/2/0
Kansas	0/0/0	2/1/0	7/2/0	0/0/0	2/1/0	0/0/0
Iowa State	1/0/0	4/1/1	4/2/0	1/0/0	0/0/0	2/1/1
NC State	0/0/0	2/1/0	5/3/0	3/0/0	0/0/0	1/0/0

3-AND-OUT

	Kansas State 3-and-Out/Drives	Opponent 3-and-Out/Drives
SEMO	1/11	4/12
Troy	4/13	5/13
Missouri	3/13	3/13
UCF	1/11	1/12
Oklahoma State	2/13	3/13
Texas Tech	3/13	2/12
TCU	0/9	1/9
Houston	2/11	3/12
Texas	5/17	3/16
Baylor	3/13	2/16
Kansas	3/11	2/9
Iowa State	3/13	3/13
NC State	2/11	2/11

SCORING DRIVE ANALYSIS

Yardage	KANSAS STATE		OPPONENTS	
	TD	FG	TD	FG
No Drive	2	0	1	0
Minus Yds.	0	0	0	0
0-9	1	0	1	1
10-19	2	1	1	1
20-29	1	0	0	0
30-39	4	3	0	3
40-49	6	0	2	3
50-59	4	2	1	2
60-69	7	3	3	6
70-79	23	1	18	2
80-89	12	1	4	0
90-99	2	0	1	0

GAME OPENING DRIVES

Opponent	KANSAS STATE			OPPONENTS		
	Pts.	1st Dns.	Yds.	Pts.	1st Dns.	Yds.
SEMO	7	4	67	0	0	-3
Troy	7	3	71	0	0	4
Missouri	7	4	75	7	3	75
UCF	7	3	75	3	2	63
Oklahoma State	0	0	3	7	6	72
Texas Tech	3	3	50	0	1	20
TCU	7	4	75	0	1	16
Houston	7	5	75	0	2	31
Texas	0	1	8	0	2	32
Baylor	7	5	81	7	4	72
Kansas	7	3	75	0	0	9
Iowa State	0	1	21	7	1	71
NC State	7	3	75	0	1	15

SECOND HALF OPENING DRIVES

Opponent	KANSAS STATE			OPPONENTS		
	Pts.	1st Dns.	Yds.	Pts.	1st Dns.	Yds.
SEMO	3	2	34	0	1	18
Troy	0	0	2	0	0	9
Missouri	0	0	-5	3	1	16
UCF	3	3	63	0	1	46
Oklahoma State	0	8	43	3	2	31
Texas Tech	0	0	4	0	1	21
TCU	7	6	81	0	3	56
Houston	0	0	7	0	1	19
Texas	0	0	9	0	2	22
Baylor	7	2	62	0	1	17
Kansas	0	0	7	7	1	65
Iowa State	0	3	30	7	1	82
NC State	3	1	44	0	1	22

3RD-DOWN CONVERSIONS (INCLUDES 3RD-AND-GOAL SITUATIONS)

BY QUARTER	1	2	3	4/OT	TOTAL
KANSAS STATE	21-39	21-48	23-46	25-55	90-188
PCT.	.538	.438	.500	.455	.479
Opponents	17-41	16-51	11-39	10-48	54-179
PCT.	.415	.314	.282	.208	.302
BY YARDAGE	1-3	4-6	7-10	11+	TOTAL
KANSAS STATE	44-59	18-46	24-60	4-23	90-188
PCT.	.746	.391	.400	.174	.479
Opponents	22-37	10-39	16-67	6-36	54-179
PCT.	.595	.256	.239	.167	.302

WHO CONVERTS FOR K-STATE: Giddens 20, Ward 15, Howard 12, A. Johnson 9, Sinnott 9, Brooks 7, K. Johnson 5, Brown 3, J. Jackson 3, Swanson 3, Oakley 2, Frias II 1, Garcia II 1

RED ZONE

Opponent	Times Inside		Times	Total	Total	Rush	Pass	FGs	<----- Failed to score inside opp. 20 ----->						
	Score	Opp. 20	Scored	Pts	TDs	TDs	TDs	Made	FGA	Downs	Int	Fumb	Half	Game	
SEMO	45-0	5	4	28	4	3	1	0	0	1	0	0	0	0	
Troy	42-13	5	5	35	5	3	2	0	0	0	0	0	0	0	
Missouri	27-30	4	4	24	3	0	3	1	0	0	0	0	0	0	
UCF	44-317	6	37	5	5	0	1	1	1	0	0	0	0	0	
Oklahoma State	21-29	4	3	21	3	2	1	0	0	1	0	0	0	0	
Texas Tech	38-21	4	4	28	4	4	0	0	0	0	0	0	0	0	
TCU	41-3	6	6	34	4	1	3	2	0	0	0	0	0	0	
Houston	41-0	5	5	34	5	3	2	0	0	0	0	0	0	0	
Texas	30-33 (OT)	4	2	14	2	0	2	0	1	1	0	0	0	0	
Baylor	59-25	6	6	38	5	2	3	1	0	0	0	0	0	0	
Kansas	31-27	4	4	29	4	2	2	0	0	0	0	0	0	0	
Iowa State	35-42	7	6	35	4	3	1	2	0	1	0	0	0	0	
NC State	28-19	4	3	21	3	2	1	0	0	0	0	0	0	1	
K-State	482-273	65	58	378	51	30	21	7	2	4	0	0	0	1	
Opponents	273-482	33	26	127	13	8	5	13	1	3	2	0	0	1	

Season Percentage - Overall: 58 of 65 (89.2%)

Season Percentage - Touchdowns: 51 of 65 (78.5%)

Season Percentage - Field Goals: 7 of 65 (10.8%)



20-PLUS YARD PLAYS

YARDS	TYPE	PLAYER(S)	OPPONENT	QTR
91	Blkd XP Return	Keenan Garber	Kansas	2
70	Run	Will Howard	Oklahoma State	2
61*	Pass	Will Howard to DJ Giddens	TCU	1
52	Run	Treshaun Ward	Kansas	3
46	Pass	Will Howard to Jayce Brown	Kansas	1
45*	Interception Return	Keenan Garber	Baylor	3
44	Pass	Will Howard to Ben Sinnott	Iowa State	3
44	Pass	Will Howard to RJ Garcia II	SEMO	3
43	Pass	Avery Johnson to Jayce Brown	TCU	2
43	Run	DJ Giddens	SEMO	2
42	Pass	Will Howard to Ben Sinnott	Texas Tech	2
41	Pass	Will Howard to Ben Sinnott	SEMO	2
40	Pass	Will Howard to Jadon Jackson	Baylor	3
40	Pass	Will Howard to Phillip Brooks	Houston	2
40	Pass	Will Howard to Jadon Jackson	Troy	4
40	Pass	Will Howard to Ben Sinnott	SEMO	1
39*	Pass	Will Howard to Phillip Brooks	Troy	2
38	Kickoff Return	Treshaun Ward	Baylor	1
37*	Pass	Avery Johnson to DJ Giddens	NC State	1
37	Pass	Will Howard to RJ Garcia II	SEMO	2
36	Run	DJ Giddens	UCF	1
36	Kickoff Return	Phillip Brooks	Missouri	1
35	Pass	Will Howard to Ben Sinnott	Baylor	3
35	Run	DJ Giddens	Baylor	1
34	Pass	Will Howard to Ben Sinnott	Missouri	2
33	Pass	Will Howard to Treshaun Ward	Missouri	4
33	Pass	Will Howard to Ben Sinnott	Missouri	3
33	Kickoff Return	Phillip Brooks	SEMO	3
33*	Pass	Will Howard to Jadon Jackson	SEMO	1
31*	Run	Will Howard	UCF	4
32*	Pass	Will Howard to Jayce Brown	Texas	4
31	Run	DJ Giddens	UCF	3
30	Run	Jack Blumer	NC State	2
30	Run	Will Howard	TCU	1
30*	Run	Avery Johnson	Texas Tech	3
29	Pass	Will Howard to Jayce Brown	Kansas	4
29	Run	Will Howard	Oklahoma State	4
29	Pass	Will Howard to Ben Sinnott	Oklahoma State	3
29	Punt Return	Phillip Brooks	Troy	3
28	Pass	Avery Johnson to Garrett Oakley	NC State	2
28*	Pass	Avery Johnson to Garrett Oakley	Baylor	4
28	Pass	Will Howard to Jayce Brown	Texas	2
26*	Pass	Will Howard to Phillip Brooks	Texas	3
26	Interception Return	Jacob Parrish	Texas	2
26	Pass	Avery Johnson to Jayce Brown	TCU	1
25	Pass	Will Howard to Ben Sinnott	Iowa State	2
25	Pass	Will Howard to Phillip Brooks	Oklahoma State	4
24	Pass	Will Howard to DJ Giddens	UCF	2
24	Pass	Will Howard to Jadon Jackson	Troy	1
24	Pass	Avery Johnson to Tre Spivey	SEMO	3
23	Pass	Will Howard to DJ Giddens	Houston	1
23	Run	DJ Giddens	TCU	2
23	Run	Avery Johnson	TCU	1
23	Kickoff Return	Phillip Brooks	Troy	1
22	Pass	Avery Johnson to Jayce Brown	NC State	3
22	Pass	Will Howard to Garrett Oakley	Iowa State	4
22	Pass	Will Howard to Ben Sinnott	Texas	2
22	Pass	Will Howard to Phillip Brooks	Texas Tech	1
22	Pass	Will Howard to Phillip Brooks	UCF	2
22	Pass	Will Howard to Ben Sinnott	UCF	1
22	Kickoff Return	Phillip Brooks	Troy	4
22	Pass	Will Howard to Phillip Brooks	Troy	1
22	Pass	Will Howard to Phillip Brooks	SEMO	2
21	Pass	Avery Johnson to Will Swanson	Houston	4
21	Pass	Avery Johnson to Jayce Brown	Texas Tech	4
21	Pass	Will Howard to Jadon Jackson	Missouri	2
20	Run	DJ Giddens	NC State	4
20	Run	DJ Giddens	NC State	1
20	Pass	Will Howard to Jayce Brown	Iowa State	1
20	Pass	Will Howard to Keagan Johnson	Texas	3
20	Run	Will Howard	TCU	3
20	Pass	Will Howard to Keagan Johnson	Oklahoma State	4
20	Run	Treshaun Ward	Troy	1

* Touchdown

BY PLAY

Pass.....	47
Rush.....	17
Kickoff Return.....	5
Interception Return.....	2
Blocked Extra Point Return.....	1
Punt Return.....	1

BY GAME

SEMO.....	9
Troy.....	8
Missouri.....	5
UCF.....	6
Oklahoma State.....	5
Texas Tech.....	4
TCU.....	7
Houston.....	3
Texas.....	6
Baylor.....	6
Kansas.....	4
Iowa State.....	4
Pop-Tarts Bowl.....	6

BY QUARTER

1st.....	21
2nd.....	21
3rd.....	17
4th.....	14

RUSHING

DJ Giddens.....	7
Will Howard.....	5
Avery Johnson.....	2
Treshaun Ward.....	2
Jack Blumer.....	1

PASSING

Will Howard.....	38
Avery Johnson.....	9

RECEIVING

Ben Sinnott.....	11
Jayce Brown.....	9
Phillip Brooks.....	8
Jadon Jackson.....	5
DJ Giddens.....	5
Garrett Oakley.....	3
Keagan Johnson.....	2
RJ Garcia II.....	1
Tre Spivey.....	1
Will Swanson.....	1
Treshaun Ward.....	1

KICKOFF RETURN

Phillip Brooks.....	4
Treshaun Ward.....	1

INTERCEPTION RETURN

Keenan Garber.....	1
Jacob Parrish.....	1

BLOCKED EXTRA POINT RETURN

Keenan Garber.....	1
--------------------	---

PUNT RETURN

Phillip Brooks.....	1
---------------------	---

LONGEST OPPONENT PLAYS

Pass – 82 (Rocco Becht to Jaylin Noel, Iowa State)

Rush – 77 (Abu Sama, Iowa State)

Kickoff Return – 51 (Johnny Richardson, UCF)

Punt Return – 70 (Josh Cameron, Baylor)

Interception Return – 35 (Cameron Epps, Oklahoma State)

Fumble Return – None



SUPERLATIVES

TEAM			
K-State High	K-State Team Low	Opponent High	Opponent Low
59 vs. Baylor	21 at Oklahoma State	42, Iowa State	0, SEMO/Houston
588 vs. SEMO	357 at Texas	Total Offense	488, Iowa State
102 vs. Iowa State	61 at Kansas	Plays	82, Baylor
8.3 vs. SEMO	4.9 vs. Iowa State	Yards Per Play	13.9, Iowa State
32 vs. UCF/Iowa State	18 at Oklahoma State	First Downs	23, Texas Tech
11 vs. Iowa State	2 at Texas	3rd Down Conversions	7, NC State
76.9 vs. TCU	14.3 at Texas	3rd Down Percentage (Min. 5 Att)	46.7, NC State
343 vs. TCU	30 at Texas	Rushing Yards	258, Iowa State
54 vs. Iowa State	29 at Texas	Rushes	41, Kansas
7.0 vs. UCF	1.0 at Texas	Yards Per Carry	11.2, Iowa State
6 vs. UCF	0 at Missouri/Texas	Rushing Touchdowns	3, Kansas/Iowa State
360 vs. SEMO	152 at Oklahoma State	Passing Yards	356, Missouri
48 vs. Iowa State	18 at Texas Tech	Passing Attempts	49, Texas Tech
27 vs. UCF	13 at Kansas	Completions	30, Texas Tech
4 vs. TCU/Texas/Baylor	0 vs. UCF/Texas Tech	Passing Touchdowns	4, Baylor
87.5 vs. Houston	44.1 at Oklahoma State	Completion Percentage (Min. 10 Att)	68.8, Kansas
204.0 vs. Houston	73.7 at Oklahoma State	Passing Efficiency (Min. 10 Att)	310.2, Iowa State
2 vs. Missouri/TCU/Iowa State	0 vs. Troy/Houston/Kansas/NC State	Field Goals	5, Oklahoma State
48.5 at Oklahoma State	32.2 at Kansas	Punting Average (Min. 3 Att)	46.0, TCU
37 vs. Troy	-6 at Kansas	Punt Return Yards	101, Baylor
70 vs. Baylor	0 vs. TCU/Houston/Texas/Kansas/NC State	Kickoff Return Yards	160, Baylor
4 vs. SEMO/Troy/UCF	0 at Oklahoma State/Texas/Iowa State	Sacks By	4, Texas
11 vs. SEMO	2 vs. TCU	TFLs By	8, Texas
3 at Texas Tech	0 vs. SEMO/Missouri/Oklahoma State/Iowa State	Interceptions By	3, Oklahoma State
7 at Missouri/Texas	1 vs. Houston	Penalties	10, UCF/Texas
65 at Missouri	5 vs. Houston	Penalty Yards	80, UCF
3 at Oklahoma State	0 vs. Texas Tech/TCU/Baylor/NC State	Turnovers	4, Baylor

INDIVIDUAL

K-State High	Opponent High
207, DJ Giddens vs. UCF	276, Abu Sama, Iowa State
31, DJ Giddens vs. Iowa State	22, Jonathan Brooks, Texas
10.4, Will Howard at Oklahoma State	17.2, Abu Sama, Iowa State
70, Will Howard at Oklahoma State	77, Abu Sama, Iowa State
31, Will Howard vs. UCF	77, Abu Sama, Iowa State
5, Avery Johnson at Texas Tech	3, Devin Neal, Kansas/Abu Sama, Iowa State
327, Will Howard at Texas	356, Brady Cook, Missouri
48, Will Howard vs. Iowa State	45, Blake Shapen, Baylor
27, Will Howard vs. UCF	24, Paxton DeLaurent, SEMO
61, Will Howard vs. TCU	82, Rocco Becht, Iowa State
61, Will Howard vs. TCU	82, Rocco Becht, Iowa State
4, Will Howard at Texas	4, Blake Shapen, Baylor
88.2, Will Howard, Houston	68.8, Cole Ballard, Kansas
208.1, Will Howard vs. Houston	310.2, Rocco Becht, Iowa State
136, Ben Sinnott vs. Iowa State	160, Jaylin Noel, Iowa State
10, Ben Sinnott vs. Iowa State	10, Ryan Flournoy, SEMO
24.0, Jayce Brown at Kansas	53.3, Jaylin Noel, Iowa State
61, DJ Giddens vs. TCU	82, Jaylin Noel, Iowa State
61, DJ Giddens vs. TCU	82, Jaylin Noel, Iowa State
2, Ben Sinnott at Missouri and Phillip Brooks at Texas	2, four players
334, Will Howard vs. Iowa State	358, Brady Cook, Missouri
293, DJ Giddens vs. UCF	287, Abu Sama, Iowa State
2, Chris Tennant vs. Missouri/TCU/Iowa State	5, Alex Hale, Oklahoma State
51, Chris Tennant vs. SEMO	61, Harrison Mevis, Missouri
7, Jack Blumer at Texas	8, Adam Heston, SEMO
48.5, Jack Blumer at Oklahoma State	46.0, Jordy Sandy, TCU
69, Jack Blumer vs. UCF	57, Austin McNamara, Texas Tech
29, Phillip Brooks vs. Troy	70, Josh Cameron, Baylor
38, Treshaun Ward vs. Baylor	51, Johnny Richardson, UCF
10, VJ Payne vs. NC State	17, Martin Nickolas, Oklahoma State
8, Kobe Savage at Missouri	13, Beau Freyler, Iowa State
3.0, Austin Moore vs. SEMO and Khalid Duke vs. Troy	2.5, Martin Nickolas, Oklahoma State
2.0, Khalid Duke vs. Troy/Cody Stufflebean vs. Baylor	2.0, Ethan Burke and Barryn Sorrell, Texas
2, six times	4, Myles Purchase, Iowa State
2, Kobe Savage at Texas Tech and Jacob Parrish at Texas	2, Cameron Epps, Oklahoma State
45, Keenan Garber vs. Baylor	35, Cameron Epps, Oklahoma State



THE LAST TIME...

SCORING

All Games

Scored 40 or more points 59, vs. Baylor (11/11/2023)

Scored 50 or more points 59, vs. Baylor (11/11/2023)

Scored 60 or more points 63, vs. Florida Atlantic (9/17/2016)

Scored 70 or more points 76, vs. Ball State (9/16/2000)

Was held to 10 or fewer points 10, at Iowa State (10/8/2022)

Was held to 7 or fewer points 0, at Iowa State (11/21/2020)

Was shut out at Iowa State (11/21/2020)

Was shut out in a half 2nd half, at TCU (10/22/2022)

Was shut out in back-to-back games at Kansas, 0-28 and vs. Nebraska, 0-12 (1975)

Allowed 40 or more points 42, vs. Iowa State (11/25/2023)

Allowed 50 or more points 69, vs. Texas (12/5/2020)

Allowed 60 or more points 69, vs. Texas (12/5/2020)

Allowed 70 or more points 73, at Nebraska (11/10/2007)

Allowed a safety at Iowa State (10/29/2016)

Allowed a two-point conversion Jalen Hurts to CeeDee Lamb, vs. Oklahoma (10/26/2019)

Held an opponent to 10 or fewer points 0, vs. Houston (10/28/2023)

Held an opponent to 7 or fewer points 0, vs. Houston (10/28/2023)

Shut out an opponent vs. Houston (10/28/2023)

Shut out an opponent in a half Both halves vs. Houston (10/28/2023)

Back-to-back shutouts vs. Akron, 67-0; vs. N. Illinois, 44-0; vs. Missouri, 30-0 (1995)

Largest deficit overcome for a win 21 points

at #3 Oklahoma, 14-35 in 3rd quarter (9/26/2020)

vs. Iowa State, 14-35 in 3rd quarter (11/21/2015)

at Missouri, 0-21 in 2nd quarter (11/6/2004)

vs. Oklahoma State, 0-21 in 2nd quarter (10/23/1999)

vs. Iowa State, 7-28 in 3rd quarter (9/25/1999)

Overtime game at Texas; L, 30-33 (11/4/2023)

Come-from-behind win (trailing in 4th Q) at Iowa State, [7-9], won 10-9 (10/8/2022)

Home Games

Scored 40 or more points 59, vs. Baylor (11/11/2023)

Scored 50 or more points 59, vs. Baylor (11/11/2023)

Scored 60 or more points 63, vs. Florida Atlantic (9/17/2016)

Scored 70 or more points 76, vs. Ball State (9/16/2000)

Was held to 10 or fewer points 10, vs. Tulane (9/17/2022)

Was held to 7 or fewer points 6, vs. TCU (10/14/2017)

Was shut out vs. Oklahoma (10/17/2021)

Was shut out in a half 2nd half, vs. Tulane (9/17/2022)

Was shut out in back-to-back games vs. Nebraska, 0-41 and vs. Oklahoma, 0-27 (1965)

Allowed 40 or more points 42, vs. Iowa State (11/25/2023)

Allowed 50 or more points 69, vs. Texas (12/5/2020)

Allowed 60 or more points 69, vs. Texas (12/5/2020)

Allowed 70 or more points 75, vs. Oklahoma (10/23/1971)

Held an opponent to 10 or fewer points 0, vs. Houston (10/28/2023)

Held an opponent to 7 or fewer points 0, vs. Houston (10/28/2023)

Shut out an opponent vs. Houston (10/28/2023)

Shut out an opponent in a half Both halves vs. Houston (10/28/2023)

Back-to-back shutouts vs. Akron, 67-0; vs. N. Illinois, 44-0; vs. Missouri, 30-0 (1995)

Away/Neutral Games

Scored 40 or more points 48, at West Virginia (11/19/2022)

Scored 50 or more points 55, at West Virginia (10/20/2012)

Scored 60 or more points 64, at Kansas (11/2/2002)

Scored 70 or more points 75, at Drury (10/17/1910)

Was held to 10 or fewer points 10, at Iowa State (10/8/2022)

Was held to 7 or fewer points 0, at Iowa State (11/21/2020)

Was shut out at Iowa State (11/21/2020)

Was shut out in a half 2nd half, at TCU (10/22/2022)

Was shut out in back-to-back games at LSU, 0-21 and at Tulsa, 0-3 (1980)

Allowed 40 or more points 45, vs. Alabama (12/31/2022)

Allowed 50 or more points 51, at Oklahoma (10/27/2018)

Allowed 60 or more points 66, at Texas Tech (10/10/2009)

Allowed 70 or more points 73, at Nebraska (11/10/2007)

Held an opponent to 10 or fewer points 3, at Baylor (11/12/2022)

Held an opponent to 7 or fewer points 3, at Baylor (11/12/2022)

Shut out an opponent at Iowa State (11/8/2003)

Shut out an opponent in a half 2nd Half, at Baylor (11/12/2021)

Back-to-back shutouts at Kansas, 64-0 and at Missouri, 38-0 (2002)

vs. AP TOP-25 OPPONENTS

Defeated a ranked opponent vs. #19 NC State, 28-19 (12/28/2023)

Defeated a ranked opponent at home vs. #9 Oklahoma State, 48-0 (10/29/2022)

Defeated a ranked opponent on the road/neutral site vs. #19 NC State, 28-19 (12/28/2023)

Defeated a ranked opponent in consec. chances vs. #24 OSU and vs. #23 UT (2012)

Defeated a ranked opponent in 3 consec. chances at #6 Oklahoma; at #13 West Virginia;

vs. #15 Texas Tech; vs. #24 Oklahoma; vs. #23 Texas (2012)

Lost to a ranked opponent at #7 Texas, 33-30 [ot] (11/4/2023)

Lost to a ranked opponent at home vs. #11 Baylor, 20-10 (11/20/2021)

Lost to a ranked opponent on the road/neutral site at #7 Texas, 33-30 [ot] (11/4/2023)

K-STATE TEAM OFFENSE

Total Offense

Had 400 yards or more total offense 435 (257 rush/178 pass), vs. NC State (12/28/2023)

Had 500 yards or more total offense 587 (343 rush/244 pass), vs. TCU (10/21/2023)

Had 600 yards or more total offense 658 (305 rush/353 pass), vs. North Texas (9/24/2005)

Consec. gms. with 500-plus yards of offense 573, vs. Nicholls and 521, vs. Bowling Green (2019)

Four consec. gms with 500-plus yards of offense 573 vs. Iowa State; 566 at Kansas;

518 at Baylor; 512 vs. Nebraska (1998)

Was held to 300 or fewer yards total offense 293 (228 rush/65 pass), at Texas (11/26/2021)

Was held to 200 or fewer yards total offense 149 (73 rush/76 pass), at Iowa State (11/21/2020)

Was held to 100 or fewer yards total offense 86 (25 rush/61 pass), vs. NU (10/5/1996)

Rushing Yards

Had 250 or more rushing yards 257, vs. NC State (12/28/2023)

Had 300 or more rushing yards 343, vs. TCU (10/21/2023)

Had 400 or more rushing yards 415, vs. Nebraska (11/16/2002)

Was held to 100 or fewer rushing yards 30, at Texas (11/4/2023)

Was held to 50 or fewer rushing yards 30, at Texas (11/4/2023)

Was held to negative rushing yards -12, vs. Texas Tech (8/31/1996)

Rushing Touchdowns

Had 3 or more rushing touchdowns 3, vs. Iowa State (11/25/2023)

Had 4 or more rushing touchdowns 5, at Texas Tech (10/14/2023)

Had 5 or more rushing touchdowns 5, at Texas Tech (10/14/2023)

Was held without a rushing touchdown at Texas (11/4/2023)

Was held without a rushing touchdown in consec. games vs. South Dakota

and Mississippi State (2018)

Passing Yards

Had 350 or more passing yards 360, vs. SEMO (9/2/2023)

Had 400 or more passing yards 400, at West Virginia (11/20/2014)

Had 450 or more passing yards 486, vs. Oklahoma (10/25/2008)

Was held to 200 or fewer passing yards 178, vs. NC State (12/28/2023)

Was held to 150 or fewer passing yards 116, vs. Texas Tech (10/1/2022)

Was held to 100 or fewer passing yards 95, vs. South Dakota (9/3/2022)



Passing Touchdowns

Had 3 or more passing touchdowns	4, vs. Baylor (11/11/2023)
Had 4 or more passing touchdowns	4, vs. Baylor (11/11/2023)

Was held without a passing touchdown	at Texas Tech (10/14/2023)
Was held without a passing TD in consec. games	vs. South Dakota and Missouri (2022)

First Downs

Had 25 or more first downs	32 (13r/14p/5pn), vs. Iowa State (11/25/2023)
Had 30 or more first downs	32 (13r/14p/5pn), vs. Iowa State (11/25/2023)
Had 35 or more first downs	37 (21r/12p/4pn), vs. Iowa State (10/24/1998)

Had 15 or fewer first downs	15, at TCU (10/22/2022)
Had 10 or fewer first downs	9, at Iowa State (11/21/2020)
Had 5 or fewer first downs	3, at Colorado (10/24/1992)

Turnovers

Lost 3 or more fumbles	3, at Mississippi State (9/14/2019)
Lost 4 or more fumbles	4, vs. Eastern Kentucky (9/3/2011)
Lost 5 or more fumbles	5, vs. USC (9/21/2002)

Threw 3 or more interceptions	3, at Oklahoma State (10/6/2023)
Threw 4 or more interceptions	4, vs. Purdue (12/29/1998)
Threw 5 or more interceptions	5, vs. Iowa (9/10/1988)
Did not throw an interception	vs. NC State (12/28/2023)
Did not throw an INT in consec. games	3, at Texas Tech (10/14/2023), vs. TCU (10/21/2023) and vs. Houston (10/28/2023)

Committed 5 or more turnovers	5, at Oklahoma State (10/5/2013)
Committed 6 or more turnovers	6, at Kansas (11/18/2006)
Did not commit a turnover	vs. NC State (12/28/2023)
Did not commit a turnover in consec. games	2, at Texas Tech (10/14/2023) and vs. TCU (10/21/2023)

Time of Possession

Had 35:00 or more time of possession	42:12, vs. Iowa State (11/25/2023)
Had 36:00 or more time of possession	42:12, vs. Iowa State (11/25/2023)
Had 37:00 or more time of possession	42:12, vs. Iowa State (11/25/2023)
Had 38:00 or more time of possession	42:12, vs. Iowa State (11/25/2023)
Had 39:00 or more time of possession	42:12, vs. Iowa State (11/25/2023)
Had 40:00 or more time of possession	42:12, vs. Iowa State (11/25/2023)

Had 23:00 or less of time of possession	21:55, at TCU (10/22/2022)
Had 22:00 or less of time of possession	21:55, at TCU (10/22/2022)
Had 21:00 or less of time of possession	18:34, at Louisville (9/17/2008)
Had 20:00 or less of time of possession	18:34, at Louisville (9/17/2008)

Penalties

Had 8 or more penalties	9, vs. Texas (11/5/2022)
Had 10 or more penalties	12, at Texas Tech (10/23/2021)
Had 12 or more penalties	12, at Texas Tech (10/23/2021)
Had 15 or more penalties	16, vs. Missouri State (9/15/2007)

Had 5 or less penalties	2, at Kansas (11/18/2023)
Had 3 or less penalties	2, at Kansas (11/18/2023)
Did not commit a penalty	0, vs. Texas (9/29/2018)

Penalty Yards

Had 75 or more penalty yards	85 (9 pen.) vs. Texas (11/5/2022)
Had 100 or more penalty yards	108 (13 pen.) at Oklahoma (9/26/2020)
Had 125 or more penalty yards	129 (13 pen.) vs. South Dakota (9/1/2018)
Had 150 or more penalty yards	162 (16 pen.) vs. Missouri State (9/15/2007)

Had 40 or less penalty yards	30, at Kansas (11/18/2023)
Had 20 or less penalty yards	5, vs. Houston (10/28/2023)
Had 10 or less penalty yards	5, vs. Houston (10/28/2023)
Did not have any penalty yards	0, vs. Texas (9/29/2018)

K-STATE INDIVIDUAL RUSHING

Attempts

Had 25 or more rushing attempts	28, DJ Giddens vs. NC State (12/28/2023)
Had 30 or more rushing attempts	31, DJ Giddens vs. Iowa State (11/25/2023)
Had 35 or more rushing attempts	35, Collin Klein vs. Texas A&M (11/12/2011)
Had 40 or more rushing attempts	42, Darren Sproles vs. Western Kentucky (9/4/2004)

Yards

Rushed for 100 or more yards	151, DJ Giddens at NC State (12/28/2023)
Rushed for 150 or more yards	151, DJ Giddens at NC State (12/28/2023)
Rushed for 200 or more yards	207, DJ Giddens vs. UCF (9/23/2023)
Rushed for 100 or more yards (QB)	104, Will Howard at Oklahoma State (10/6/2023)
Rushed for 150 or more yards (QB)	170, Jesse Ertz at TCU (12/3/2016)
Had two 100-yard rushers	171, Adrian Martinez and 170, Deuce Vaughn vs. TTU (10/1/2022)

Consec. 100-yard rushing games	4, DJ Giddens 115 vs. BU (11/11/2023), 102 at KU (11/18/2023), 114 vs. ISU (11/25/23) and 151 vs. NCSU (12/28/23)
Consec. 150-yard rushing games	2, Alex Barnes 250 at Baylor (10/6/2018) and 181 vs. Oklahoma State (10/13/2018)
Consec. 175-yard rushing games	2, Alex Barnes 250 at Baylor (10/6/2018) and 181 vs. Oklahoma State (10/13/2018)
Consec. 200-yard rushing games	2, Darren Sproles 273 vs. Missouri (11/22/2003) and 235 vs. Oklahoma (12/6/2003)

Had a run of 50 or more yards	52, Treshaun Ward at Kansas (11/18/2023)
Had a run of 60 or more yards	70, Will Howard at Oklahoma State (10/6/2023)
Had a run of 70 or more yards	70, Will Howard at Oklahoma State (10/6/2023)
Had a run of 80 or more yards	88, Deuce Vaughn (TD) vs. Alabama (12/31/2022)
Had a run of 90 or more yards	95 (TD), John Hubert vs. Missouri State (9/1/2012)

Touchdowns

Rushed for 3 or more touchdowns	5, Avery Johnson at Texas Tech (10/14/2023)
Rushed for 4 or more touchdowns	5, Avery Johnson at Texas Tech (10/14/2023)
Rushed for 5 or more touchdowns	5, Avery Johnson at Texas Tech (10/14/2023)
Had two players rush for two or more touchdowns	4, Alex Barnes and 2, Winston Dimel at Baylor (11/19/2016)

K-STATE INDIVIDUAL PASSING

Attempts

Had 30 or more pass attempts	31, Avery Johnson vs. NC State (12/28/2023)
Had 35 or more pass attempts	48, Will Howard vs. Iowa State (11/25/2023)
Had 40 or more pass attempts	48, Will Howard vs. Iowa State (11/25/2023)
Had 45 or more pass attempts	48, Will Howard vs. Iowa State (11/25/2023)
Had 50 or more pass attempts	50, Collin Klein at Baylor (11/17/2012)

Completions

Had 20 or more pass completions	24, Will Howard vs. Iowa State (11/25/2023)
Had 25 or more pass completions	26, Will Howard at Texas (11/4/2023)
Had 30 or more pass completions	31, Jake Waters vs. UCLA (1/2/2015)
Had 35 or more pass completions	36, Josh Freeman at Oklahoma State (10/20/2007)

Yards

Threw for 250 or more yards	288, Will Howard vs. Iowa State (11/25/2023)
Threw for 300 or more yards	327, Will Howard at Texas (11/4/2023)
Threw for 350 or more yards	400, Jake Waters at West Virginia (11/20/2014)
Threw for 400 or more yards	400, Jake Waters at West Virginia (11/20/2014)

Consec. 200-yard passing games	2, Will Howard 327 at Texas (11/4/2023) and 235 vs. Baylor (11/11/2023)
Consec. 250-yard passing games	4, Will Howard 297 vs. SEMO (9/2/2023), 250 vs. Troy (9/9/2023), 270 at MU (9/16/2023) & 255 vs. UCF (9/23/2023)
Consec. 300-yard passing games	2, Jake Waters 300 at Baylor (12/6/2014) and 338 vs. UCLA (1/2/2015)

Had a pass of 50 or more yards	61, Will Howard vs. TCU (10/21/2023)
Had a pass of 60 or more yards	61, Will Howard vs. TCU (10/21/2023)
Had a pass of 70 or more yards	80, Will Howard vs. Kansas (11/26/2022)
Had a pass of 80 or more yards	80, Will Howard vs. Kansas (11/26/2022)
Had a pass of 90 or more yards	90 (TD), Jake Waters vs. Oklahoma (11/23/2013)



Touchdowns

Threw 2 or more touchdowns.....	2, Avery Johnson vs. NC State (12/28/2023)
Threw 3 or more touchdowns.....	3, Will Howard vs. Baylor (11/11/2023)
Threw 4 or more touchdowns.....	4, Will Howard at Texas (11/4/2023)
Non-QB threw a touchdown pass	Treshaun Ward (RB) vs. SEMO (9/2/2013)

Interceptions

Threw 3 or more interceptions	3, Will Howard at Oklahoma State (10/6/2023)
Threw 4 or more interceptions	4, Michael Bishop vs. Purdue (12/29/1998)
Threw 5 or more interceptions	5, Carl Straw vs. Iowa (9/10/1988)

K-STATE INDIVIDUAL RECEIVING

Receptions

Had 8 or more receptions	10, Ben Sinnott vs. Iowa State (11/25/2023)
Had 10 or more receptions.....	10, Ben Sinnott vs. Iowa State (11/25/2023)
Had 12 or more receptions	13, Tyler Lockett vs. UCLA (1/2/2015)
Had 14 or more receptions	14, Tyler Lockett at Baylor (12/6/2014)

Yards

Had 100 or more receiving yards	136, Ben Sinnott vs. Iowa State (11/25/2023)
Had 125 or more receiving yards	136, Ben Sinnott vs. Iowa State (11/25/2023)
Had 150 or more receiving yards	166, Byron Pringle at Oklahoma State (11/18/2017)
Had 175 or more receiving yards	196, Tyler Lockett at West Virginia (11/20/2014)
Had 200 or more receiving yards	278, Tyler Lockett vs. Oklahoma (11/23/2013)
Had two 100-yard receivers	119, RJ Garcia II/100, Ben Sinnott vs. SEMO (9/2/2023)

Consec. 100-yard receiving games	2, Isaiah Zuber 144 vs. UTSA (9/15/2018) and 133 at West Virginia (9/22/2018)
Consec. 125-yard receiving games	2, Isaiah Zuber 144 vs. UTSA (9/15/2018) and 133 at West Virginia (9/22/2018)
Consec. 150-yard receiving games	2, Tyler Lockett 158 at Baylor (12/6/2014) and 164 vs. UCLA (1/2/2015)
Consec. 175-yard rushing games.....	2, Tyler Lockett 196 at TCU (11/8/2014) and 196 at West Virginia (11/20/2014)

Had a reception of 50 or more yards	61 (TD), DJ Giddens vs. TCU (10/21/2023)
Had a reception of 60 or more yards	61 (TD), DJ Giddens vs. TCU (10/21/2023)
Had a reception of 70 or more yards.....	80, Deuce Vaughn vs. Kansas (11/26/2022)
Had a reception of 80 or more yards.....	80, Deuce Vaughn vs. Kansas (11/26/2022)
Had a reception of 90 or more yards.....	90 (TD), Tyler Lockett vs. Oklahoma (11/23/2013)

Touchdowns

Had 2 or more touchdown receptions	2, Phillip Brooks at Texas (11/4/2023)
Had 3 or more touchdown receptions	3, Byron Pringle at Oklahoma State (11/18/2017)
Had two players with 2 or more touchdown receptions	2, Tyler Lockett and 2, Curry Sexton vs. Texas Tech (10/4/2014)

K-STATE MISCELLANEOUS OFFENSE

Have two 100-yard rushers and a 100-yard receiver.....	Jesse Ertz (170 rush), Justin Silmon (133 rush) and Byron Pringle (126 rec) at TCU (12/3/2016)
Have a 100-yard rusher and two 100-yard receivers.....	DJ Giddens (128 rush), RJ Garcia II (119 rec) and Ben Sinnott (100 rec) vs. SEMO (9/2/2023)
Have a 100-yard rusher, 100-yard receiver and 300-yard passer	James Johnson (129 rush) Jordy Nelson (125 rec), Deon Murphy (106 rec) and Josh Freeman (320 pass) at NU (11/10/2007)
Have a player with 300 yards passing and 100 yards rushing	Michael Bishop (341 pass/101 rush) vs. Texas A&M (12/5/1998)
Have a player with 100 yards passing and rushing.....	Will Howard (104 rush/152 pass) at Oklahoma State (10/6/2023)
Have a player with 300 or more yards of total offense.....	334, Will Howard (288 pass/46 rush) vs. Iowa State (11/25/2023)
Have a player with 400 or more yards of total offense.....	413, Jake Waters (400 pass/13 rush) at West Virginia (11/20/2014)
Have a player with 300 or more all-purpose yards.....	321, Tyler Lockett (196 rec/66 pr/59 kr) at West Virginia (11/20/2014)
Have a player with 6 or more touchdowns responsible for	7, Collin Klein (3 pass/4 rush) at West Virginia (10/20/2012)
Have a player with 4 or more touchdowns scored	5, Avery Johnson (5 rush) at Texas Tech (10/14/2023)

Game-winning TD with less than 1:00	0:00, S. Thompson to I. Zuber vs. Iowa St. (11/25/2017)
Game-winning TD in overtime	Byron Pringle at Texas Tech (11/4/2017)
Walk-off TD in overtime	Collin Klein vs. Texas A&M (11/12/2011)
Two-point Conversion	Phillip Brooks vs. Iowa State (11/25/2023)
TD on an offensive fumble recovery	Tramaine Thompson (0 yds) vs. Texas A&M (11/12/2011)

K-STATE TEAM DEFENSE

Total Defense

Allow 250 or fewer total yards	208 (113 rush/95 pass), vs. Houston (10/28/2023)
Allow 200 or fewer total yards	140 (61 rush/79 pass), vs. Bowling Green (9/7/2019)
Allow 150 or fewer total yards	140 (61 rush/79 pass), vs. Bowling Green (9/7/2019)
Allow 100 or fewer total yards	53 (46 rush/5 pass), vs. Ball State (9/16/2000)
Allow 450 or more total yards	488 (258 rush/230 pass), vs. Iowa State (11/25/2023)
Allow 500 or more total yards	550 (220 rush/330 pass), at Oklahoma (9/24/2022)
Allow 550 or more total yards	550 (220 rush/330 pass), at Oklahoma (9/24/2022)
Allow 600 or more total yards	608 (334 rush/274 pass), vs. Texas (12/5/2020)

Rushing Defense

Allowed 100 or fewer rushing yards.....	85, vs. Baylor (11/11/2023)
Allowed 50 or fewer rushing yards	6, vs. SEMO (9/2/2023)
Allowed 10 or fewer rushing yards	6, vs. SEMO (9/2/2023)
Allowed negative rushing yards	-13, vs. Texas A&M (10/17/2009)

Allowed 250 or more rushing yards	258, vs. Iowa State (11/25/2023)
Allowed 300 or more rushing yards	334, vs. Texas (12/5/2020)
Allowed 350 or more rushing yards	373, at Oklahoma State (9/28/2019)
Allowed 400 or more rushing yards	451 vs. Nebraska (10/7/2010)

Rushing Touchdown Defense

Did not allow a rushing touchdown	vs. Baylor (11/11/2023)
Did not allow a rushing touchdown in consec. games	2, vs. TCU (10/21/2023) and vs. Houston (10/28/2023)

Allowed 3 or more rushing touchdowns	3, vs. Iowa State (11/25/2023)
Allowed 4 or more rushing touchdowns	4, vs. Kansas (11/26/2022)
Allowed 5 or more rushing touchdowns	7, vs. Texas (12/5/2020)

Passing Defense

Allowed 200 or fewer passing yards.....	164, vs. NC State (12/28/2023)
Allowed 100 or fewer passing yards.....	95, vs. Houston (10/28/2023)
Allowed 50 or fewer passing yards	5, vs. Ball State (9/16/2000)

Allowed 350 or more passing yards	359, vs. Texas Tech (10/1/2022)
Allowed 400 or more passing yards	425, at Oklahoma State (11/18/2017)
Allowed 450 or more passing yards	457, vs. Oklahoma State (11/5/2016)

Passing Touchdown Defense

Did not allow a passing touchdown	vs. NC State (12/28/2023)
Did not allow a passing touchdown in consec. games	vs. TCU (10/21/2023) and vs. Houston (10/28/2023)

Allowed 3 or more passing touchdowns	3, vs. Iowa State (11/25/2023)
Allowed 4 or more passing touchdowns	4, vs. Baylor (11/11/2023)
Allowed 5 or more passing touchdowns.....	5, vs. Alabama (12/31/2022)

Tackles for Loss

Recorded 8 or more TFLs	8, vs. Baylor (11/11/2023)
Recorded 10 or more TFLs	11, vs. SEMO (9/2/2023)
Recorded 11 or more TFLs	11, vs. SEMO (9/2/2023)
Recorded 12 or more TFLs.....	13, at Baylor (11/28/2020)
Recorded 13 or more TFLs.....	13, at Baylor (11/28/2020)
Recorded 14 or more TFLs.....	14, vs. Baylor (11/1/2003)
Did not have a TFL	at Iowa State (10/13/2012)



Sacks

Recorded 4 or more sacks	4, vs. UCF (9/23/2023)
Recorded 6 or more sacks	6, vs. Texas Tech (10/1/2022)
Recorded 7 or more sacks	7, at Baylor (11/28/2020)
Recorded 8 or more sacks	8, vs. Baylor (11/1/2003)
Recorded 9 or more sacks	9, at Kansas (10/7/2000)
Did not have a sack	vs. Iowa State (11/25/2023)

Forced Turnovers

Recovered 3 or more fumbles.....	3, vs. Houston (11/11/2023)
Recovered 4 or more fumbles.....	4, vs. Iowa State (11/21/2015)
Recovered 5 or more fumbles.....	5, at Kansas (11/2/2002)

Intercepted 3 or more interceptions.....	3, at Texas Tech (10/14/2023)
Intercepted 4 or more interceptions	4, vs. Missouri (9/10/2022)
Intercepted 5 or more interceptions	5, vs. Texas (11/6/2010)

Forced 5 or more turnovers.....	6, at Kansas (11/30/2013)
Forced 6 or more turnovers.....	6, at Kansas (11/30/2013)

First Downs Allowed

Allowed 15 or fewer first downs.....	10, vs. Iowa State (11/25/2023)
Allowed 10 or fewer first downs.....	10, vs. Iowa State (11/25/2023)
Allowed 5 or fewer first downs.....	5, vs. Bowling Green (9/7/1919)

Allowed 25 or more first downs	26 (11r/13p/2pn), at TCU (10/22/2022)
Allowed 30 or more first downs	32 (15r/15p/2pn), at Oklahoma (10/27/2018)
Allowed 35 or more first downs	38 (17r/19p/2pn), at Baylor (10/6/2018)

Team Defensive Miscellaneous

Scored a safety	vs. Kansas (Holding in End Zone) (11/26/2022)
Scored two safeties	at Nebraska (11/12/2005)
Scored two safeties in one quarter	at Nebraska; 3rd quarter (11/12/2005)

K-STATE INDIVIDUAL DEFENSE

Tackles

Had 10 or more tackles.....	10, VJ Payne vs. NC State (12/28/2023)
Had 12 or more tackles.....	13, Daniel Green at Baylor (11/28/2020)
Had 13 or more tackles.....	13, Daniel Green at Baylor (11/28/2020)
Had 14 or more tackles.....	14, D.J. Reed at Iowa State (10/29/2016)
Had 15 or more tackles.....	17, Charmeachalle Moore vs. West Virginia (12/5/2015)

Tackles for Loss

Had 3 or more tackles for loss	3.0, Khalid Duke vs. Troy (9/9/2023)
Had 4 or more tackles for loss.....	4.0, Felix Anudike-Uzomah vs. TCU (10/30/2021)
Had 5 or more tackles for loss.....	5.0, Ian Campbell vs. Illinois State (9/2/2006)

Sacks

Had 2 or more sacks	2.0, Cody Stuffiebean vs. Baylor (11/11/2023)
Had 3 or more sacks	3.0, Brendan Mott at West Virginia (11/19/2020)
Had 4 or more sacks	4.0, Felix Anudike-Uzomah vs. TCU (10/30/2021)

Interceptions

Intercepted 2 or more passes	2, Jacob Parrish at Texas (11/4/2023)
Intercepted 3 or more passes	3, Allen Chapman vs. Oklahoma State (11/3/2012)
Intercepted 4 or more passes	4, Jaime Mendez vs. Temple (9/26/1992)

Pass Breakups

Had 3 or more pass breakups	3, Russ Yeast vs. West Virginia (11/13/2021)
Had 4 or more pass breakups	4, Justin Gardner at TCU (10/10/2020)
Had 5 or more pass breakups	6, Terence Newman at Oklahoma (9/29/2001)

Fumbles

Forced 2 or more fumbles.....	2, Felix Anudike-Uzomah vs. TCU (10/30/2021)
Recovered 2 or more fumbles.....	2, Ian Campbell vs. Baylor (10/27/2007)

Scoring

TD on an interception return	Keenan Garber (45 yards) vs. Baylor (11/11/2023)
TD on a fumble return	Desmond Purnell (15 yards) vs. Baylor (11/11/2023)
Safety via tackle in end zone.....	Felix Anudike-Uzomah at Texas Tech (10/23/2021)

K-STATE INDIVIDUAL SPECIAL TEAMS

Kickoff Returns

Had 150 or more KOR yards	152, D.J. Reed at Kansas (10/28/2017)
Had 200 or more KOR yards	201, Morgan Burns vs. West Virginia (12/5/2015)

TD on a kickoff return	Malik Knowles (93 yds) vs. Oklahoma (10/2/2021)
Had 2 or more KOR touchdowns.....	2, Brandon Banks (91 and 92 yds) vs. Tenn. Tech (9/26/2009)
Had KOR touchdowns in consec. games	2, Malik Knowles (99 yds) at Oklahoma State and (93 yds) vs. Oklahoma (2021)
Had a KOR touchdown to open a game	Joshua Youngblood (93 yds) vs. Iowa State (11/30/1919)

Punt Returns

Had 75 or more punt return yards	76, Phillip Brooks vs. Missouri (9/10/2022)
Had 100 or more punt return yards	189, Phillip Brooks vs. Kansas (10/24/2020)
Had 125 or more punt return yards	189, Phillip Brooks vs. Kansas (10/24/2020)
Had 150 or more punt return yards	189, Phillip Brooks vs. Kansas (10/24/2020)

TD on a punt return	Phillip Brooks (76 yds) vs. Missouri (9/10/2022)
2 TDs on a punt returns	Phillip Brooks (55 yds and 52 yds) vs. Kansas (10/24/2020)
Had punt return TDs in consec. games.....	2, Aaron Lockett (69 yds) vs. Louisiana Tech and (84 yds) vs. Ball State (2000)
Had punt return TDs in 3 consec. games	3, David Allen (63 yds) vs. Indiana State; (69 yds) vs. Northern Illinois; (93 yds) vs. Texas (1998)

Field Goals/PATs

Had 3 or more field goals	3, Chris Tennant vs. Texas Tech (10/1/2022)
Had 4 or more field goals	4, Blake Lynch vs. Texas Tech (11/17/2018)
Had 5 or more field goals	5, Jamie Rheem at Texas (10/2/1999)
Game-winning FG with less than one minute	OT (31 yds), Ty Zentner vs. TCU (12/3/2022)

Made a 47-yd FG or longer	47, Chris Tennant at Texas Tech (10/14/2023)
Made a 48-yd FG or longer	51, Chris Tennant vs. SEMO (9/2/2023)
Made a 49-yd FG or longer	51, Chris Tennant vs. SEMO (9/2/2023)
Made a 50-yd FG or longer	51, Chris Tennant vs. SEMO (9/2/2023)
Made a 51-yd FG or longer	51, Chris Tennant vs. SEMO (9/2/2023)
Made a 52-yd FG or longer	53, Ty Zentner at West Virginia (11/19/2022)
Made a 53-yd FG or longer.....	53, Ty Zentner at West Virginia (11/19/2022)
Made a 54-yd FG or longer	54, Matthew McCrane at Texas (10/7/2017)
Made a 55-yd FG or longer	55, Jeff Snodgrass vs. North Texas (9/24/2005)

Made 5 or more PATs	8, Chris Tennant vs. Baylor (11/11/2023)
Made 6 or more PATs	8, Chris Tennant vs. Baylor (11/11/2023)
Made 7 or more PATs	8, Chris Tennant vs. Baylor (11/11/2023)
Made 8 or more PATs	8, Chris Tennant vs. Baylor (11/11/2023)

Blocked Kicks/Onside Kick

Blocked an extra point	Nate Matlack at Kansas (11/18/2023)
Blocked a field goal.....	Marques Sigle at Oklahoma State (10/6/2023)
Blocked a punt.....	Shane Porter at Texas (11/4/2023)
Had 2 or more blocked kicks.....	2, Raphael Guidry (2 FGs) at Texas Tech (10/15/2011)
TD on blocked field goal.....	Kip Daily (65 yds) at Oklahoma State (10/5/2013)
TD on blocked punt return.....	Desmond Purnell (17 yds) vs. South Dakota (9/3/2022)
Defensive extra point.....	Keenan Garber (91-yd blocked XP return) at Kansas (11/18/2023)
Recovered an onside kick	Jayd Kirby at Stanford (9/2/2016)



OPPONENT INDIVIDUAL RUSHING

Attempts

Had 25 or more rushing attempts 30, Bijan Robinson, Texas (11/5/2022)
 Had 30 or more rushing attempts 30, Bijan Robinson, Texas (11/5/2022)

Yards

Rushed for 100 or more yards 121, Brennan Armstrong, NC State (12/28/2023)
 Rushed for 150 or more yards 276, Abu Sama, Iowa State (11/25/2023)
 Rushed for 200 or more yards 276, Abu Sama, Iowa State (11/25/2023)
 Had two 100-yard rushers 221, Kylin Hill and 159, Nick Fitzgerald, Miss. State (9/8/2018)

Had a run of 60 or more yards 68 (TD), Trent Pennix, NC State (12/28/2023)
 Had a run of 70 or more yards 77 (TD), Abu Sama, Iowa State (11/25/2023)
 Had a run of 80 or more yards 84 (TD), Chuba Hubbard, Oklahoma State (9/28/2019)
 Had a run of 90 or more yards 91 (TD), David Thompson, Oklahoma State (11/18/1995)

Touchdowns

Rushed for 3 or more touchdowns 3, Abu Sama, Iowa State (12/25/2023)
 Rushed for 4 or more touchdowns 4, Taylor Martinez, Nebraska (10/7/2010)
 Had two players rush for 2 or more TDs 3, Bijan Robinson and Roschon Johnson, Texas (12/5/2020)

OPPONENT INDIVIDUAL PASSING

Attempts

Had 30 or more pass attempts 45, Blake Shapen, Baylor (11/11/2023)
 Had 40 or more pass attempts 45, Blake Shapen, Baylor (11/11/2023)
 Had 45 or more pass attempts 45, Blake Shapen, Baylor (11/11/2023)
 Had 50 or more pass attempts 56, Austin Simmons, South Dakota (9/1/2018)

Completions

Had 20 or more pass completions 22, Blake Shapen, Baylor (11/11/2023)
 Had 25 or more pass completions 34, Donovan Smith, Texas Tech (10/1/2022)
 Had 30 or more pass completions 34, Donovan Smith, Texas Tech (10/1/2022)
 Had 40 or more pass completions 45, Patrick Mahomes, Texas Tech (10/8/2016)

Yards

Threw for 250 or more yards 253, Blake Shapen, Baylor (11/11/2023)
 Threw for 300 or more yards 356, Brady Cook, Missouri (9/16/2023)
 Threw for 350 or more yards 356, Brady Cook, Missouri (9/16/2023)
 Threw for 400 or more yards 425, Mason Rudolph, Oklahoma State (11/18/2017)

Had a pass of 50 or more yards 82 (TD), Rocco Becht, Iowa State (11/25/2023)
 Had a pass of 60 or more yards 82 (TD), Rocco Becht, Iowa State (11/25/2023)
 Had a pass of 70 or more yards 82 (TD), Rocco Becht, Iowa State (11/25/2023)
 Had a pass of 80 or more yards 82 (TD), Rocco Becht, Iowa State (11/25/2023)
 Had a pass of 90 or more yards 95 (TD), Carter Stanley, Kansas (11/26/2016)

Touchdowns

Threw 3 or more touchdowns 3, Rocco Becht, Iowa State (11/25/2023)
 Threw 4 or more touchdowns 4, Blake Shapen, Baylor (11/11/2023)

OPPONENT INDIVIDUAL RECEIVING

Receptions

Had 8 or more receptions 8, Adonai Mitchell, Texas (11/4/2023)
 Had 10 or more receptions 10, Ryan Flourmoy, SEMO (9/2/2023)
 Had 12 or more receptions 13, Gary Jennings Jr., West Virginia (11/11/2017)
 Had 14 or more receptions 15, Sterling Shepard, Oklahoma (10/18/2014)

Yards

Had 100 or more receiving yards 160, Jaylin Noel, Iowa State (11/25/2023)
 Had 150 or more receiving yards 160, Jaylin Noel, Iowa State (11/25/2023)
 Had 200 or more receiving yards 233, Steven Sims, Kansas (10/28/2017)
 Had two 100-yard receivers 110, Devin Duvernay/110, Collin Johnson, Texas (11/9/2019)

Touchdowns

Had 2 or more touchdown receptions 2, Jaylin Noel, Iowa State (11/25/2023)
 Had 3 or more touchdown receptions 3, Sam James, West Virginia (11/19/2022)
 Had 2 players with 2 or more TD catches Ka'Roun White (2) and David Sills V (2), WVU (11/11/2017)

OPPONENT INDIVIDUAL DEFENSE

Tackles

Had 10 or more tackles 15, Beau Freyler and 11, Drew Surges, Iowa State (11/25/2023)
 Had 12 or more tackles 15, Beau Freyler, Iowa State (11/25/2023)
 Had 13 or more tackles 15, Beau Freyler, Iowa State (11/25/2023)
 Had 14 or more tackles 15, Beau Freyler, Iowa State (11/25/2023)
 Had 15 or more tackles 15, Beau Freyler, Iowa State (11/25/2023)

Tackles for Loss

Had 3 or more tackles for loss 4.0, Brian Branch, Alabama (12/31/2022)
 Had 4 or more tackles for loss 4.0, Brian Branch, Alabama (12/31/2022)

Sacks

Had 2 or sacks 2.0, Ethan Burke and Darryn Sorrell, Texas (11/4/2023)
 Had 3 or sacks 3.0, Gabe Hall, Baylor (11/20/2021)
 Had 4 or sacks 4.0, Mike Mamula, Boston College (12/25/1994)

Interceptions/Pass Breakups

Intercepted 2 or more passes 2, Cameron Epps, Oklahoma State (10/6/2023)
 Had 3 or more pass breakups 4, Myles Purchase, Iowa State (11/25/2023)
 Had 4 or more pass breakups 4, Myles Purchase, Iowa State (11/25/2023)

Fumbles

Forced 2 or more fumbles 2, Will McDonald, Iowa State (11/21/2020)
 Recovered 2 or more fumbles 2, Jacquies Smith, Missouri (11/13/2010)

Scoring

TD on an interception return Cameron Epps (35 yds), Oklahoma State (10/6/2023)
 TD on a fumble return Malcolm Rodriguez (0 yds), Oklahoma State (9/25/2021)
 Safety via tackle in end zone Dee Winters, TCU (10/30/2021)

OPPONENT INDIVIDUAL SPECIAL TEAMS

Kickoff Returns

Had 125 or more KOR yards 150, D'Shawn Jamison, Texas (12/5/2020)
 Had 150 or more KOR yards 150, D'Shawn Jamison, Texas (12/5/2020)
 TD on a kickoff return Darryl Surgent (100 yds), Louisiana (9/7/2013)

Punt Returns

Had 75 or more punt return yards 101, Josh Cameron, Baylor (11/11/2023)
 Had 100 or more punt return yards 101, Josh Cameron, Baylor (11/11/2023)
 TD on a punt return D'Shawn Jamison (90 yds), Texas (9/29/2018)

Field Goals

Had 3 or more field goals 4, Bert Auburn, Texas (11/4/2023)
 Had 4 or more field goals 4, Bert Auburn, Texas (11/4/2023)
 Game-winning FG with less than one minute ... 0:00 (61 yds), Harrison Mevis, Missouri (9/16/2023)

Blocked Kicks/Onside Kick

Blocked an extra point Myles Garrett, Texas A&M (12/28/2016)
 Blocked a field goal Kyle Rose, West Virginia (11/20/2014)
 Blocked a punt Jordan Sterns, Oklahoma State (11/1/2014)
 TD on blocked punt return D.J. Adeoba (26 yds), Massachusetts (9/5/2009)
 Defensive extra point Darrent Williams (85-yd blocked XP return), Oklahoma State (10/12/2002)
 Recovered an onside kick Baylor (11/11/2023)



RECORDS WATCH

CAREER RUSHING YARDS

Rk	Player, Years	Att	Yds
1.	Darren Sproles, 2001-04	815	4,979
6.	Alex Barnes, 2016-18	458	2,616
7.	Eric Hickson, 1994-95, 1997-98	507	2,537
8.	Collin Klein, 2009-12	601	2,485
9.	Mike Lawrence, 1994-97	491	2,265
10.	J.J. Smith, 1991-94	491	2,210
	DJ Giddens, 2022-23	312	1,744

CAREER RUSHING YARDS PER CARRY

Rk	Player, Years	Att	Yds	Avg.
1.	Darren Sproles, 2001-04	815	4,979	6.11
2.	Alex Barnes, 2016-18	458	2,616	5.71
3.	DJ Giddens, 2022-23	312	1,744	5.59
4.	James Johnson, 2006-07	272	1,509	5.55
5.	Deuce Vaughn, 2020-22	651	3,604	5.54
6.	Jesse Ertz, 2014-17	256	1,399	5.46
7.	Daniel Thomas, 2009-10	545	2,850	5.23
8.	Marlon Charles, 1996-98	225	1,133	5.04
9.	Eric Hickson, 1994-95, 97-98	507	2,537	5.00
10.	John Hubert, 2010-13	599	2,993	5.00

CAREER RUSHING YARDS PER GAME [MIN. 20 GAMES]

Rk	Player, Years	Gms	Yds	Avg.
1.	Daniel Thomas, 2009-10	25	2,850	114.0
2.	Darren Sproles, 2001-04	45	4,979	110.6
3.	Deuce Vaughn, 2020-22	37	3,604	97.4
4.	Josh Scobey, 2000-01	24	1,981	82.5
5.	Alex Barnes, 2016-18	36	2,616	72.7
6.	Ell Roberson, 2000-03	41	2,818	68.7
7.	James Johnson, 2006-07	22	1,509	68.6
8.	Isaac Jackson, 1971-73	33	2,182	66.1
9.	John Hubert, 2010-13	46	2,993	65.1
10.	DJ Giddens, 2022-23	27	1,744	64.6

CAREER RUSHING TOUCHDOWNS

Rk	Player, Years	TDs
1.	Collin Klein, 2010-12	56
6.	Daniel Thomas, 2009-10	30
7.	John Hubert, 2010-13	28
8.	Jonathan Beasley, 1996-97, 99-2000	26
	Eric Hickson, 1994-95, 97-98	26
10.	Alex Barnes, 2016-18	25
	DJ Giddens, 2022-23	16

CONSECUTIVE 100-YARD RUSHING GAMES

Rk	Player, Dates	Gms
1.	Darren Sproles, 10/5/2002 – 8/23/2003	10
2.	Deuce Vaughn, 10/30/2021 – 9/10/2022	8
3.	Isaac Jackson, 9/22/1973 – 10/27/1973	6
4.	Deuce Vaughn, 11/28/2020 – 9/18/2021	5
	Darren Sproles, 11/1/2003 – 12/6/2003	5
6.	DJ Giddens, 11/11/2023 – 12/28/2023*	4
	Alex Barnes, 11/3/2018 – 11/24/2018	4

* Active Streak

CAREER EXTRA POINTS MADE

Rk	Player, Years	XP	XPA
1.	Martin Gramatica, 1994-95, 97-98	187	192
5.	Anthony Cantele, 2010-12	118	120
6.	Tate Wright, 1990-93	103	113
7.	Brooks Rossman, 2007-08	98	101
8.	Chris Tennant, 2021-23	95	98
	Blake Lynch, 2018-20	95	96

CAREER EXTRA POINTS ATTEMPTED

Rk	Player, Years	XP	XPA
1.	Martin Gramatica, 1994-95, 97-98	187	192
5.	Anthony Cantele, 2010-12	118	120
6.	Tate Wright, 1990-93	103	113
7.	Brooks Rossman, 2007-08	98	101
8.	Chris Tennant, 2021-23	95	98

CAREER EXTRA POINT PERCENTAGE [MIN. 100 ATT.]

Rk	Player, Years	EP	Att	Pct
1.	Matthew McCrane, 2014-17	133	134	99.3
2.	Anthony Cantele, 2010-12	118	120	98.3
3.	Jamie Rheem, 1996-97, 1999-2000	135	138	97.8
4.	Martin Gramatica, 1994-95, 1997-98	187	192	97.4
5.	Brooks Rossman, 2007-08	98	102	96.1
	Chris Tennant, 2021-23	95	98	96.9

CAREER FIELD GOALS MADE

Rk	Player, Years	FG	FGA
1.	Matthew McCrane, 2014-17	57	66
6.	Anthony Cantele, 2010-12	37	48
	Mark Porter, 1985-88	37	54
	Steve Willis, 1981-84	37	58
9.	Brooks Rossman, 2007-08	31	40
	Tate Wright, 1990-93	31	51
	Chris Tennant, 2021-23	25	36

CAREER 50-YARD FIELD GOALS MADE

Rk	Player, Years	No.
1.	Matthew McCrane, 2014-17	5
	Jeff Snodgrass, 2005-06	5
	Martin Gramatica, 1994-95, 97-98	5
4.	Mark Porter, 1985-88	4
5.	Five Times (Last: Chris Tennant, 2021-23)	2

CAREER FIELD GOALS ATTEMPTED

Rk	Player, Years	FG	FGA
1.	Martin Gramatica, 1994-95, 97-98	54	70
7.	Joe Rheem, 2001-04	38	50
8.	Jamie Rheem, 1996-97, 99-2000	39	49
9.	Anthony Cantele, 2010-12	37	48
	Brooks Rossman, 2007-08	31	40
	Jeff Snodgrass, 2004-06	27	40
	Chris Tennant, 2021-23	25	36

CAREER INTERCEPTION RETURN TOUCHDOWNS

Rk	Player, Years	TDs
1.	Brandon Archer, 2003-06	3
	Bobby Walker, 2001-02	3
	Brad Lambert, 1984-87	3
4.	Duke Shelley, 2015-18	2
	Ty Zimmerman, 2010-13	2
	Allen Chapman, 2011-12	2
	Ted Sims, 2002-05	2
	Rashad Washington, 2000-03	2
	Milton Proctor, 1998-2001	2
	Chris Canty, 1994-96	2
	Mario Smith, 1994-96	2
	C.J. Masters, 1989-92	2
	Erick Harper, 1986-89	2
	Keenan Garber, 2019-23	1



QUICK FACTS

Capacity	50,000
Surface	AstroTurf RootZone Trionic 3D
All-Time Record	221-127-3 (.634)
Record as Bill Snyder Family Stadium	88-35 (.715)
Longest Winning Streak	25
Began	Oct. 26, 1996 (42-35 win vs. Oklahoma)
Snapped	Oct. 14, 2000 (41-31 loss to Oklahoma)
Winning Seasons	39
Undefeated Seasons	6 (1992, 1993, 1997, 1998, 1999, 2012)
Most Home Games	8 (2002, 2003, 2006, 2013)
Most Home Victories	7 (1998, 1999, 2002, 2003, 2012)
First Game	Sept. 21, 1968
	21-0 win vs. Colorado State
First Game as Bill Snyder Family Stadium	Nov. 19, 2005
	36-28 win vs. Missouri
Record Attendance	53,811
	29-28 win vs. Nebraska; Nov. 11, 2000

LARGEST CROWDS

1. Nebraska – Nov. 11, 2000	53,811
2. Oklahoma State – Nov. 1, 2014	53,746
3. TCU – Oct. 10, 2015	53,671
4. Louisiana Tech – Sept. 19, 2015	53,671
5. Kansas – Nov. 29, 2014	53,439
6. North Dakota State – Aug. 30, 2013	53,351
7. Oklahoma – Oct. 16, 2004	53,310
8. Iowa State – Nov. 21, 2015	53,297
South Dakota – Sept. 5, 2015	53,297
10. Louisiana – Sept. 7, 2013	53,073
11. Auburn – Sept. 18, 2014	53,046
12. Oklahoma – Oct. 14, 2000	53,011
13. Massachusetts – Sept. 14, 2013	52,958
14. West Virginia – Dec. 5, 2015	52,918
15. UTEP – Sept. 27, 2014	52,899
16. West Virginia – Oct. 26, 2013	52,898
17. Texas – Oct. 25, 2014	52,879
18. Oklahoma – Oct. 17, 2015	52,867
19. Stephen F. Austin – Aug. 30, 2014	52,830
20. Baylor – Oct. 12, 2013	52,803
21. Oklahoma – Nov. 23, 2013	52,803
22. Texas Tech – Oct. 4, 2014	52,726
23. TCU – Nov. 16, 2013	52,697
24. Kansas – Nov. 26, 2016	52,637
25. TCU – Oct. 21, 2023	52,580

BILL SNYDER FAMILY STADIUM

57TH YEAR – 1968-2024



Renamed in honor of Hall of Fame coach Bill Snyder by a proclamation of the Kansas Board of Regents on Nov. 16, 2005, Bill Snyder Family Stadium is hosting its 57th season of Wildcat football this fall.

Originally named KSU Stadium, the facility was built at a cost of \$1.6 million and financed from student fees, athletics gate receipts and contributions. The stadium opened its doors Sept. 21, 1968, with a 21-0 shutout of Colorado State. The original seating capacity was set at 35,000, and an expansion in the summer of 1970 added 4,000 permanent bleachers on the east side and 3,000 temporary bleachers on the west side.

Following the 1998 season, the addition of a deck and sky suites on the east side of the stadium increased capacity to more than 50,000. On Nov. 11, 2000, 53,811 fans witnessed Kansas State's 29-28 win over Nebraska. It remains the largest crowd ever to witness a sporting event in the state of Kansas.

Bill Snyder Family Stadium's more recent changes include a \$75 million project to construct the West Stadium Center in 2013 and the new Vanier Football Complex, with full completion in time for the 2016 season.

Most recently completed is the Shamrock Zone in the south end zone, named on behalf of the Bill Ryan and Martin Ryan families who own and operate Shamrock Trading Corporation. The Shamrock Zone was completed in time for the 2021 season. The project has transformed the south concourse and includes permanent concessions and restrooms for the first time in the history of Bill Snyder Family Stadium, along with two new videoboards in the southwest and southeast corners of the stadium, the latter of which fans began enjoying in 2020.

