

2022-23 RESULTS

Overall Record: 26-10 (Home: 16-1 // Away: 4-7 // Neutral: 6-2)

Big 12 Record: 11-7 (Home: 8-1 // Away: 3-6)

Date	Rk	Opponent	W/L	Score	Record [Big 12]	High Scorer	High Rebounds	High Assists	High Steals	High Blocks	Attend.
Nov. 1	—/—	WASHBURN	W	76-49	—	Carter (13)	Tomlin (7)	Sills (7)	Carter (3)	Colbert (5)	6,800
Nov. 7	—/—	UTRGV	W	93-59	1-0	Nowell, Tomlin (14)	Tomlin (8)	Nowell (7)	Nowell (4)	Carter, Tomlin (1)	7,635
Nov. 11	—/—	@California	W	63-54	2-0	Johnson (16)	Johnson (9)	Nowell (7)	Nowell (3)	Tomlin (2)	3,607
Nov. 17	—/—	KANSAS CITY	W	69-53	3-0	Johnson (19)	Johnson, Tomlin (7)	Johnson, Nowell (6)	Nowell, Tomlin (3)	N'Guessan (1)	7,376
Nov. 21	—/—	vs. Rhode Island	W	77-57	4-0	Tomlin (15)	N'Guessan (7)	Nowell (12)	Sills (3)	Tomlin (5)	1,250
Nov. 22	—/—	vs. Nevada	W	96-87 [OT]	5-0	Nowell (29)	Johnson (9)	Nowell (11)	Carter, Johnson (1)	N'Guessan (2)	1,200
Nov. 23	—/—	vs. LSU	W	61-59	6-0	Nowell (18)	Carter (7)	Sills (5)	Six players (1)	Iyiola (1)	2,400
Nov. 30	—/—	@Butler	L	64-76	6-1	Johnson (20)	Johnson (12)	Nowell (8)	Three players (2)	N'Guessan, Massoud (1)	7,660
Dec. 3	—/—	WICHITA STATE	W	55-50	7-1	Johnson (17)	N'Guessan, Tomlin (6)	Nowell (7)	Nowell (3)	Tomlin (2)	8,957
Dec. 6	—/—	ABILENE CHRISTIAN	W	81-64	8-1	N'Guessan (23)	Tomlin (8)	Nowell (12)	Nowell (3)	N'Guessan (2)	7,136
Dec. 11	—/—	UIW	W	98-50	9-1	Johnson (18)	Tomlin (9)	Nowell (8)	Johnson (3)	—	7,042
Dec. 17	—/—	NEBRASKA	W	71-56	10-1	Johnson (23)	Johnson (11)	Nowell (7)	Johnson (4)	Tomlin (2)	13,184
Dec. 21	—/—	RADFORD	W	73-65	11-1	Tomlin (26)	Tomlin (9)	Nowell (11)	Nowell, Sills (2)	Iyiola, Tomlin (2)	6,939
Dec. 31	—/—	24/24 WEST VIRGINIA*	W	82-76 [OT]	12-1 [1-0]	Nowell (23)	Iyiola (8)	Nowell (10)	Nowell (7)	Iyiola (1)	8,199
Jan. 3	—/—	@6/6 Texas*	W	116-103	13-1 [2-0]	Nowell (36)	Johnson (9)	Nowell (9)	Nowell (3)	—	10,763
Jan. 7	—/—	@19/16 Baylor*	W	97-95 [OT]	14-1 [3-0]	Nowell (32)	Johnson (9)	Nowell (14)	Four players (1)	Tomlin (3)	9,211
Jan. 10	11/13	OKLAHOMA STATE*	W	65-57	15-1 [4-0]	Nowell (20)	Iyiola, Tomlin (7)	Nowell (7)	Three players (2)	Tomlin (3)	11,000
Jan. 14	11/13	@17/17 TCU*	L	68-82	15-2 [4-1]	Johnson (18)	Tomlin (10)	Tomlin (5)	Three players (2)	Four players (1)	5,884
Jan. 17	13/15	2/2 KANSAS*	W	83-82 [OT]	16-2 [5-1]	Johnson, Sills (24)	Tomlin (10)	Nowell (7)	Nowell (4)	Three players (1)	11,000
Jan. 21	13/15	TEXAS TECH*	W	68-58	17-2 [6-1]	Nowell (23)	Johnson (11)	Nowell (5)	Nowell (2)	Carter (2)	11,000
Jan. 24	5/5	@12/13 Iowa State*	L	76-80	17-3 [6-2]	Nowell (23)	Johnson (10)	Nowell (9)	Nowell (3)	—	14,267
Jan. 28	5/5	FLORIDA	W	64-50	18-3	Johnson, Nowell (13)	Johnson (11)	Nowell (8)	Five players (2)	—	11,000
Jan. 31	7/6	@8/8 Kansas*	L	78-90	18-4 [6-3]	Nowell (23)	Johnson (12)	Nowell (4)	Nowell (2)	Iyiola, Sills (1)	16,300
Feb. 4	7/6	10/9 TEXAS*	L	66-69	18-5 [6-4]	Johnson (16)	Iyiola, Nowell (6)	Nowell, Sills (3)	Tomlin (4)	Tomlin (1)	11,000
Feb. 7	12/11	17/19 TCU*	W	82-61	19-5 [7-4]	Nowell (18)	Greene (9)	Nowell (7)	Three players (2)	Three players (1)	8,667
Feb. 11	12/11	@Texas Tech*	L	63-71	19-6 [7-5]	Nowell (18)	Johnson (8)	Nowell (4)	Nowell (4)	Iyiola (1)	12,973
Feb. 14	12/14	@Oklahoma*	L	65-79	19-7 [7-6]	Tomlin (17)	Tomlin (10)	Nowell (6)	Johnson, Nowell (3)	Iyiola, Tomlin (1)	5,167
Feb. 18	12/14	19/18 IOWA STATE*	W	61-55	20-7 [8-6]	Nowell (20)	Three players (6)	Nowell (5)	Five players (1)	N'Guessan (2)	11,000
Feb. 21	14/16	9/10 BAYLOR*	W	75-65	21-7 [9-6]	Johnson (25)	Carter, Tomlin (8)	Nowell (10)	Carter, Nowell (2)	Carter (1)	11,000
Feb. 25	14/16	@Oklahoma State*	W	73-68	22-7 [10-6]	Nowell (22)	Johnson, Nowell (5)	Nowell (8)	Nowell (4)	Greene, N'Guessan (1)	11,124
March 1	11/11	OKLAHOMA*	W	85-69	23-7 [11-6]	Tomlin (19)	Sills (9)	Nowell (10)	Johnson, Nowell (3)	Tomlin (2)	11,000
March 4	11/11	@West Virginia*	L	81-89	23-8 [11-7]	Johnson, Nowell (24)	Greene, Johnson (6)	Nowell (8)	Nowell (6)	Carter, Iyiola (1)	14,111
March 9	12/12	vs. 22/23 [6 seed] TCU	L	67-80	23-9	Johnson, Sills (14)	Tomlin (9)	Nowell (5)	Tomlin (3)	Sills (4)	17,476
March 17	15/13	vs. [14 seed] Montana State	W	77-65	24-9	Johnson (18)	Johnson (8)	Nowell (14)	Nowell (3)	Three players (1)	17,150
March 19	15/13	vs. [6 seed] Kentucky	W	75-69	25-9	Nowell (27)	Tomlin (6)	Nowell (9)	Nowell (3)	Tomlin (4)	16,517
March 23	15/13	vs. [7 seed] Michigan State	W	98-93 [OT]	26-9	Johnson (22)	Tomlin (7)	Nowell (19)	Nowell (5)	Tomlin (2)	19,624
March 25	15/13	vs. [9 seed] Florida Atlantic	L	76-79	26-10	Nowell (30)	Tomlin (6)	Nowell (12)	Nowell (5)	Tomlin (1)	19,680

1 – Exhibition (Bramlage Coliseum, Manhattan, Kan.)
2 – Cayman Islands Classic (John Gray Gym, Grand Cayman, Cayman Islands)
3 – BIG EAST/Big 12 Battle (Hinkle Fieldhouse, Indianapolis, Ind.)
4 – Wildcat Classic (T-Mobile Center; Kansas City, Mo.)
5 – SEC/Big 12 Challenge (Bramlage Coliseum, Manhattan, Kan.)
6 – Phillips 66 Big 12 Conference Tournament (T-Mobile Center; Kansas City, Mo.)
7 – NCAA East Regional First/Second Rounds (Greensboro Coliseum; Greensboro, N.C.)
8 – NCAA East Regional Semifinals/Finals (Madison Square Garden; New York City, N.Y.)
* – Big 12 Conference game

Attendance / Record Summary

► Overall

Site	G	W-L	Total	Avg.	High
Home	17	16-1	163,135	9,596	13,184 vs. Nebraska (12/17/22)
Away	11	4-7	111,067	10,097	16,300 at Kansas (1/31/23)
Neutral	8	6-2	95,297	11,912	19,680 vs. Florida Atlantic (3/25/23)
Total	36	26-10	369,499	10,264	19,680 vs. Florida Atlantic (3/25/23)

Win/Loss Margin

	1	2	3	4	5	6	7	8	9	10	11	12	13	14	15	16	17	18	19	20-24	25+
Wins (26)	1	2			3	3		2	2	2		1	1	1	1	2	1			2	2
Losses (10)			2	1				2				2	1	2							

Largest Leads / Deficits

► When Leading

Largest Margin of Victory	48 vs. UIW (12/11/22)
Largest Overall Lead	52 vs. UIW (12/11/22)
Largest Halftime Lead	26 vs. UTRGV (11/7/22)
Largest Lead in a Loss	14 vs. Texas (2/4/23)
Largest Halftime Lead in a Loss	11 vs. Texas (2/4/23)
Largest K-State Run	27 vs. UIW (12/11/22)

► Big 12


Site	G	W-L	Total	Avg.	High
Home	9	8-1	93,866	10,430	11,000 8 times
Away	9	3-6	99,800	11,089	16,300 at Kansas (1/31/23)
Neutral	0	—	—	—	—
Total	18	11-7	193,666	10,759	16,300 at Kansas (1/31/23)

► When Trailing

Largest Margin of Defeat	14, twice [at TCU (1/14/23) and at Oklahoma (2/14/23)]
Largest Overall Deficit	25 at TCU (1/14/23)
Largest Halftime Deficit	14 at TCU (1/14/23)
Largest Deficit Overcome in a Win	14, twice [Abilene Christian (12/6/22) and West Virginia (12/31/22)]
Largest Halftime Deficit in a Win	11 vs. West Virginia (12/31/22)
Largest Opponent Run	13, 3 times [California (11/11/22), Butler (11/30/22) and Kentucky (3/19/23)]



2022-23 SEASON BOX SCORE



Game Records

Record	Overall	Home	Away	Neutral
ALL GAMES	26-10	16-1	4-7	6-2
CONFERENCE	11-7	8-1	3-6	0-0
NON-CONFERENCE	15-3	8-0	1-1	6-2

Score by Periods

Team	1st	2nd	OT	TOT
Kansas St.	1278	1394	70	2742
Opponents	1184	1284	47	2515

Team Box Score

No.	Player	Total					3-Point		F-Throw		Rebounds													
		GP-GS	MIN	AVG	FG-FGA	FG%	3FG-3FGA	3FG%	FT-FTA	FT%	OFF	DEF	TOT	AVG	PF	DQ	A	TO	BLK	STL	PTS	AVG		
1	NOWELL, Markquis	36-36	1327:44	36.9	180-466	.386	88-248	.355	185-208	.889	13	113	126	3.5	73	0	297	132	2	92	633	17.6		
11	JOHNSON, Keyontae	36-36	1227:51	34.1	236-457	.516	47-116	.405	108-151	.715	54	191	245	6.8	87	2	77	106	7	37	627	17.4		
35	TOMLIN, Nae'Qwan	36-36	981:11	27.3	147-294	.500	19-69	.275	62-84	.738	80	131	211	5.9	106	4	42	46	35	43	375	10.4		
13	SILLS, Desi	35-9	1031:25	29.5	102-227	.449	18-79	.228	83-109	.761	16	105	121	3.5	84	2	78	58	12	33	305	8.7		
5	CARTER, Cam	36-36	945:36	26.3	86-224	.384	35-105	.333	27-38	.711	13	95	108	3.0	78	0	52	54	9	33	234	6.5		
3	N'GUESSAN, David	29-18	566:14	19.5	77-109	.706	5-10	.500	28-60	.467	41	60	101	3.5	61	3	23	25	15	20	187	6.4		
25	MASSOUD, Ismael	32-0	490:20	15.3	55-141	.390	38-91	.418	26-29	.897	23	31	54	1.7	58	2	15	15	5	7	174	5.4		
23	IYIOLA, Abayomi	31-9	351:23	11.3	38-68	.559	0-1	.000	30-39	.769	29	57	86	2.8	53	1	10	25	11	10	106	3.4		
4	GREENE, Tykei	32-0	339:23	10.6	35-81	.432	6-30	.200	10-29	.345	29	33	62	1.9	43	0	9	12	4	12	86	2.7		
24	FINISTER, Dorian	6-0	51:42	8.6	5-10	.500	2-2	1.000	0-0	.000	2	12	14	2.3	1	0	7	2	0	2	12	2.0		
21	AWBREY, Nate	10-0	12:10	1.2	0-6	.000	0-1	.000	3-4	.750	0	0	0	0.0	0	0	1	2	0	0	3	0.3		
Team											55	64	119					21						
Total		36	7325		961-2083	.461	258-752	.343	562-751	.748	355	892	1247	34.6	644	14	611	498	100	289	2742	76.2		
Opponents		36	7325		878-2070	.424	235-764	.308	524-751	.698	388	833	1221	33.9	659	16	493	541	140	259	2515	69.9		


Team Statistics

	KSTATE	OPP
Scoring	2742	2515
Points per game	76.2	69.9
Scoring margin	+6.3	-
Field goals-att	961-2083	878-2070
Field goal pct	.461	.424
3 point fg-att	258-752	235-764
3-point FG pct	.343	.308
3-pt FG made per game	7.2	6.5
Free throws-att	562-751	524-751
Free throw pct	.748	.698
F-Throws made per game	15.6	14.6
Rebounds	1247	1221
Rebounds per game	34.6	33.9
Rebounding margin	+0.7	-
Assists	611	493
Assists per game	17.0	13.7
Turnovers	498	541
Turnovers per game	13.8	15.0
Turnover margin	+1.2	-
Assist/turnover ratio	1.2	0.9
Steals	289	259
Steals per game	8.0	7.2
Blocks	100	140
Blocks per game	2.8	3.9
Winning streak	0	-
Home win streak	4	-
Attendance	163135	111067
Home games-Avg/Game	17-9596	11-10097
Neutral site-Avg/Game	-	8-11912

Team Results

Date	Opponent		Score	Att.
11/07/2022	UTRGV	W	93-59	7635
11/11/2022	at California	W	63-54	3607
11/17/2022	Kansas City	W	69-53	7376
11/21/2022	vs Rhode Island	W	77-57	1250
11/22/2022	vs Nevada	Wot	96-87	1200
11/23/2022	vs LSU	W	61-59	2400
11/30/2022	at Butler	L	64-76	7660
12/03/2022	Wichita St.	W	55-50	8957
12/06/2022	Abilene Christian	W	81-64	7136
12/11/2022	UIW	W	98-50	7042
12/17/2022	Nebraska	W	71-56	13184
12/21/2022	Radford	W	73-65	6939
12/31/2022	West Virginia	Wot	82-76	8199
01/03/2023	at Texas	W	116-103	10763
01/07/2023	at Baylor	Wot	97-95	9211
01/10/2023	Oklahoma St.	W	65-57	11000
01/14/2023	at TCU	L	68-82	5884
01/17/2023	Kansas	Wot	83-82	11000
01/21/2023	Texas Tech	W	68-58	11000
01/24/2023	at Iowa St.	L	76-80	14267
01/28/2023	Florida	W	64-50	11000
01/31/2023	at Kansas	L	78-90	16300
02/04/2023	Texas	L	66-69	11000
02/07/2023	TCU	W	82-61	8667
02/11/2023	at Texas Tech	L	63-71	12973
02/14/2023	at Oklahoma	L	65-79	5167
02/18/2023	Iowa St.	W	61-55	11000
02/21/2023	Baylor	W	75-65	11000
02/25/2023	at Oklahoma St.	W	73-68	11124
03/01/2023	Oklahoma	W	85-69	11000
03/04/2023	at West Virginia	L	81-89	14111
03/09/2023	vs TCU	L	67-80	17476
03/17/2023	vs Montana St.	W	77-65	17150
03/19/2023	vs Kentucky	W	75-69	16517
03/23/2023	vs Michigan St.	Wot	98-93	19624
03/25/2023	vs Fla. Atlantic	L	76-79	19680

2022-23 BIG 12-ONLY SEASON BOX SCORE



Game Records

Record	Overall	Home	Away	Neutral
ALL GAMES	11-7	8-1	3-6	0-0
CONFERENCE	11-7	8-1	3-6	0-0
NON-CONFERENCE	0-0	0-0	0-0	0-0

Score by Periods

Team	1st	2nd	OT	TOT
Kansas St.	619	727	38	1384
Opponents	634	686	29	1349

Team Box Score

No.	Player				Total		3-Point		F-Throw		Rebounds												
		GP-GS	MIN	AVG	FG-FGA	FG%	3FG-3FGA	3FG%	FT-FTA	FT%	OFF	DEF	TOT	AVG	PF	DQ	A	TO	BLK	STL	PTS	AVG	
1	NOWELL, Markquis	18-18	697:58	38.8	94-251	.375	51-141	.362	112-123	.911	7	57	64	3.6	48	0	130	74	1	50	351	19.5	
11	JOHNSON, Keyontae	18-18	641:43	35.7	122-244	.500	25-61	.410	57-80	.713	24	101	125	6.9	46	0	38	57	4	17	326	18.1	
35	TOMLIN, Nae'Qwan	18-18	479:30	26.6	64-127	.504	7-28	.250	29-39	.744	43	60	103	5.7	61	4	27	27	13	20	164	9.1	
13	SILLS, Desi	17-4	526:25	31.0	46-103	.447	9-37	.243	46-61	.754	8	58	66	3.9	40	0	38	22	6	17	147	8.6	
5	CARTER, Cam	18-18	462:59	25.7	40-112	.357	18-51	.353	17-24	.708	9	47	56	3.1	33	0	27	36	5	13	115	6.4	
25	MASSOUD, Ismael	18-0	286:23	15.9	34-89	.382	24-59	.407	15-16	.938	12	19	31	1.7	39	2	10	8	3	3	107	5.9	
3	N'GUESSAN, David	11-6	184:47	16.8	22-30	.733	1-1	1.000	11-23	.478	12	19	31	2.8	19	0	6	11	4	5	56	5.1	
23	IYIOLA, Abayomi	18-8	238:47	13.3	24-44	.545	0-1	.000	28-36	.778	21	40	61	3.4	35	1	8	13	7	6	76	4.2	
4	GREENE, Tykei	16-0	154:29	9.7	18-35	.514	1-7	.143	3-11	.273	14	19	33	2.1	24	0	4	5	3	5	40	2.5	
21	AWBREY, Nate	3-0	01:60	0.7	0-1	.000	0-0	.000	2-2	1.000	0	0	0	0.0	0	0	0	0	0	0	2	0.7	
Team											27	27	54					11					
Total		18	3675		464-1036	.448	136-386	.352	320-415	.771	177	447	624	34.7	345	7	288	264	46	136	1384	76.9	
Opponents		18	3675		464-1082	.429	121-413	.293	300-420	.714	206	421	627	34.8	348	9	268	248	74	152	1349	74.9	


Team Statistics

	KSTATE	OPP
Scoring	1384	1349
Points per game	76.9	74.9
Scoring margin	+1.9	-
Field goals-att	464-1036	464-1082
Field goal pct	.448	.429
3 point fg-att	136-386	121-413
3-point FG pct	.352	.293
3-pt FG made per game	7.6	6.7
Free throws-att	320-415	300-420
Free throw pct	.771	.714
F-Throws made per game	17.8	16.7
Rebounds	624	627
Rebounds per game	34.7	34.8
Rebounding margin	-0.2	-
Assists	288	268
Assists per game	16.0	14.9
Turnovers	264	248
Turnovers per game	14.7	13.8
Turnover margin	-0.9	-
Assist/turnover ratio	1.1	1.1
Steals	136	152
Steals per game	7.6	8.4
Blocks	46	74
Blocks per game	2.6	4.1
Winning streak	0	-
Home win streak	4	-
Attendance	93866	99800
Home games-Avg/Game	9-10430	9-11089
Neutral site-Avg/Game	-	0-0

Team Results

Date	Opponent		Score	Att.
12/31/2022	West Virginia	Wot	82-76	8199
01/03/2023	at Texas	W	116-103	10763
01/07/2023	at Baylor	Wot	97-95	9211
01/10/2023	Oklahoma St.	W	65-57	11000
01/14/2023	at TCU	L	68-82	5884
01/17/2023	Kansas	Wot	83-82	11000
01/21/2023	Texas Tech	W	68-58	11000
01/24/2023	at Iowa St.	L	76-80	14267
01/31/2023	at Kansas	L	78-90	16300
02/04/2023	Texas	L	66-69	11000
02/07/2023	TCU	W	82-61	8667
02/11/2023	at Texas Tech	L	63-71	12973
02/14/2023	at Oklahoma	L	65-79	5167
02/18/2023	Iowa St.	W	61-55	11000
02/21/2023	Baylor	W	75-65	11000
02/25/2023	at Oklahoma St.	W	73-68	11124
03/01/2023	Oklahoma	W	85-69	11000
03/04/2023	at West Virginia	L	81-89	14111

2022-23 NCAA TOURNAMENT BOX SCORE



Game Records

Record	Overall	Home	Away	Neutral
ALL GAMES	3-1	0-0	0-0	3-1
CONFERENCE	0-0	0-0	0-0	0-0
NON-CONFERENCE	3-1	0-0	0-0	3-1

Score by Periods

Team	1st	2nd	OT	TOT
Kansas St.	144	166	16	326
Opponents	134	161	11	306

Team Box Score

No. Player					Total		3-Point		F-Throw		Rebounds													
		GP-GS	MIN	AVG	FG-FGA	FG%	3FG-3FGA	3FG%	FT-FTA	FT%	OFF	DEF	TOT	AVG	PF	DQ	A	TO	BLK	STL	PTS	AVG		
1	NOWELL, Markquis	4-4	159:49	40.0	29-65	.446	13-31	.419	23-25	.920	2	12	14	3.5	7	0	54	16	0	16	94	23.5		
11	JOHNSON, Keyontae	4-4	140:51	35.2	27-54	.500	3-11	.273	5-9	.556	2	18	20	5.0	10	1	7	8	1	1	62	15.5		
35	TOMLIN, Nae'Qwan	4-4	119:21	29.8	22-37	.595	1-6	.167	5-8	.625	9	11	20	5.0	13	0	3	5	8	6	50	12.5		
13	SILLS, Desi	4-4	119:19	29.8	12-22	.545	2-9	.222	9-12	.750	1	9	10	2.5	12	1	4	4	0	4	35	8.8		
5	CARTER, Cam	4-4	108:29	27.1	12-21	.571	4-9	.444	1-2	.500	1	12	13	3.3	9	0	3	1	0	5	29	7.3		
3	N'GUESSAN, David	4-0	75:04	18.8	12-17	.706	1-3	.333	2-5	.400	2	5	7	1.8	15	2	2	1	2	7	27	6.8		
25	MASSOUD, Ismael	4-0	74:49	18.7	7-15	.467	6-11	.545	5-7	.714	0	4	4	1.0	7	0	2	3	0	2	25	6.3		
23	IYIOLA, Abayomi	4-0	15:56	4.0	2-2	1.000	0-0	.000	0-0	.000	1	1	2	0.5	4	0	0	1	0	2	4	1.0		
21	AWBREY, Nate	1-0	00:38	0.6	0-0	.000	0-0	.000	0-0	.000	0	0	0	0.0	0	0	0	0	0	0	0	0.0		
4	GREENE, Tykei	3-0	10:44	3.6	0-2	.000	0-2	.000	0-0	.000	1	0	1	0.3	1	0	0	0	0	0	0	0.0		
Team											4	12	16											
Total		4	825		123-235	.523	30-82	.366	50-68	.735	23	84	107	26.8	78	4	75	39	11	43	326	81.5		
Opponents		4	825		108-234	.462	32-89	.360	58-78	.744	54	98	152	38.0	64	3	61	67	15	20	306	76.5		

Team Statistics

	KSTATE	OPP
Scoring	326	306
Points per game	81.5	76.5
Scoring margin	+5.0	-
Field goals-att	123-235	108-234
Field goal pct	.523	.462
3 point fg-att	30-82	32-89
3-point FG pct	.366	.360
3-pt FG made per game	7.5	8.0
Free throws-att	50-68	58-78
Free throw pct	.735	.744
F-Throws made per game	12.5	14.5
Rebounds	107	152
Rebounds per game	26.8	38.0
Rebounding margin	-11.3	-
Assists	75	61
Assists per game	18.8	15.3
Turnovers	39	67
Turnovers per game	9.8	16.8
Turnover margin	+7.0	-
Assist/turnover ratio	1.9	0.9
Steals	43	20
Steals per game	10.8	5.0
Blocks	11	15
Blocks per game	2.8	3.8
Winning streak	0	-
Home win streak	0	-
Attendance	0	0
Home games-Avg/Game	0-0	0-0
Neutral site-Avg/Game	-	4-18243

Team Results

Date	Opponent		Score	Att.
03/17/2023	vs Montana St.	W	77-65	17150
03/19/2023	vs Kentucky	W	75-69	16517
03/23/2023	vs Michigan St.	Wot	98-93	19624
03/25/2023	vs Fla. Atlantic	L	76-79	19680

2022-23 GAME-BY-GAME STATISTICS

Opponent	W/L	1H	2H	OT	TOT	+/-	FGM-A	Pct.	3FM-A	Pct.	FTM-A	Pct.	OR	DR	TOT	+/-	A	TO	TO Mar	BLK	STL	PF
@KANSAS STATE	W	52	41	—	93	+34	30-66	45.5	12-27	44.4	21-29	72.4	14	26	40	+6	25	14	+11	2	9	20
UTRGV		26	33	—	59		20-51	39.2	4-15	26.7	15-22	68.2	8	26	34		9	26		2	5	22
KANSAS STATE	W	36	27	—	63	+9	21-57	36.8	5-19	26.3	16-18	88.9	12	23	35	0	9	15	+7	5	10	18
@California		21	33	—	54		19-47	40.4	5-18	27.8	11-19	57.9	9	26	35		9	22		6	6	20
@KANSAS STATE	W	41	28	—	69	+16	24-58	41.4	7-20	35.0	14-17	82.4	15	19	34	+1	18	14	+8	1	11	13
Kansas City		25	28	—	53		20-49	40.8	4-15	26.7	9-15	60.0	13	20	33		10	22		4	6	17
KANSAS STATE	W	44	33	—	77	+20	28-53	52.8	7-16	43.8	14-18	77.8	10	26	36	+4	20	21	-5	8	8	24
vs. Rhode Island		27	30	—	57		18-55	32.7	2-12	16.7	19-31	61.3	15	17	32		8	16		0	10	15
KANSAS STATE	W	36	44	16	96	+9	33-60	55.0	8-17	47.1	22-28	78.6	13	23	36	+14	21	15	-4	3	2	20
vs. Nevada		38	42	7	87		28-54	51.9	9-22	40.9	22-27	81.5	6	16	22		16	11		4	6	27
KANSAS STATE	W	33	28	—	61	+2	20-48	41.7	4-15	26.7	17-21	81.0	8	22	30	0	13	17	0	1	6	16
vs. LSU		41	18	—	59		23-53	43.4	6-19	31.6	7-14	50.0	9	21	30		10	17		3	9	22
KANSAS STATE	L	25	39	—	64	-12	29-63	46.0	4-20	20.0	2-3	66.7	9	18	27	-4	13	13	+1	2	8	15
@Butler		37	39	—	76		28-51	54.9	8-20	40.0	12-15	80.0	6	25	31		18	14		5	3	9
@KANSAS STATE	W	29	26	—	55	+5	19-53	35.8	4-20	20.0	13-21	69.1	7	26	33	-5	13	8	+8	4	8	14
Wichita State		32	18	—	50		19-49	38.8	4-20	20.0	8-13	61.5	8	30	38		5	16		5	5	17
@KANSAS STATE	W	35	46	—	81	+17	31-53	58.5	3-12	25.0	16-29	55.2	10	26	36	+10	23	12	+1	3	7	13
Abilene Christian		34	30	—	64		25-55	45.5	7-19	36.8	7-12	58.3	7	19	26		14	13		2	6	21
@KANSAS STATE	W	45	53	—	98	+48	39-66	59.1	12-26	46.2	8-14	57.1	10	28	38	+13	26	8	+12	0	11	9
UIW		28	22	—	50		19-50	38.0	7-14	50.0	5-8	62.5	5	20	25		14	20		2	3	12
@KANSAS STATE	W	39	32	—	71	+15	24-60	40.0	10-28	35.7	13-19	68.4	12	28	40	+1	20	14	+4	3	9	15
Nebraska		26	30	—	56		18-56	32.1	4-21	19.0	16-22	72.7	13	26	39		9	18		5	8	18
@KANSAS STATE	W	31	42	—	73	+8	29-59	49.2	5-17	29.4	10-15	66.7	13	28	41	+14	20	12	-4	5	6	14
Radford		28	37	—	65		24-59	40.7	7-20	35.0	10-18	55.6	9	18	27		13	8		2	5	14
@KANSAS STATE	W	21	45	16	82	+6	29-69	42.0	3-16	18.8	21-34	61.8	14	22	36	-14	19	11	+9	1	13	26
West Virginia		32	34	10	76		26-63	41.3	4-18	22.2	20-38	52.6	21	29	50		12	20		4	4	27
KANSAS STATE	W	58	58	—	116	+13	36-60	60.0	13-24	54.2	31-33	93.9	6	27	33	+7	23	12	-3	0	5	19
@Texas		40	63	—	103		35-68	51.5	11-27	40.7	22-26	84.6	7	19	26		18	9		3	6	26
KANSAS STATE	W	47	39	11	97	+2	34-64	53.1	11-25	44.0	18-21	85.7	9	22	31	-5	24	12	0	6	4	25
@Baylor		47	39	9	95		29-65	44.6	8-25	32.0	29-38	76.3	15	21	36		21	12		3	7	21
@KANSAS STATE	W	30	35	—	65	+8	21-59	35.6	9-27	33.3	14-19	73.7	14	28	42	0	15	16	0	5	6	11
Oklahoma State		32	25	—	57		22-66	33.3	5-22	22.7	8-9	88.9	15	27	42		13	16		6	11	17
KANSAS STATE	L	29	39	—	68	-14	28-65	43.1	6-21	28.6	6-7	85.7	13	26	39	0	15	20	-10	4	8	17
@TCU		43	39	—	82		33-71	46.5	3-19	15.8	13-19	68.4	14	25	39		22	10		4	15	8
@KANSAS STATE	W	44	28	11	83	+1	25-60	41.7	7-17	41.2	26-33	78.8	11	27	38	0	12	15	0	3	12	24
Kansas		39	33	10	82		26-60	43.3	6-29	20.7	24-34	70.6	12	26	38		21	15		4	9	25
@KANSAS STATE	W	28	40	—	68	+10	20-47	42.6	8-25	32.0	20-27	74.1	10	27	37	-4	15	14	-2	5	4	13
Texas Tech		33	25	—	58		23-71	32.4	7-29	24.1	5-12	41.7	23	18	41		10	12		2	8	18
KANSAS STATE	L	33	43	—	76	-4	25-48	52.1	9-16	56.3	17-25	68.0	6	14	20	-8	13	14	-1	0	9	22
@Iowa State		31	49	—	80		28-49	57.1	5-16	31.3	19-25	76.0	9	19	28		15	13		5	8	18
@KANSAS STATE	W	37	27	—	64	+14	23-61	37.7	4-17	23.5	14-21	66.7	11	38	49	+13	15	12	+2	0	10	16
Florida		16	34	—	50		18-58	31.0	4-22	18.2	10-16	62.5	6	30	36		12	14		6	6	17
KANSAS STATE	L	37	41	—	78	-12	20-59	33.9	7-21	33.3	31-36	86.1	9	33	42	-2	10	13	-4	2	4	24
@Kansas		49	41	—	90		27-67	40.3	11-27	40.7	25-35	71.4	13	31	44		15	9		9	8	23
@KANSAS STATE	L	36	30	—	66	-3	22-50	44.0	6-19	31.6	16-20	80.0	8	23	31	+1	11	19	-2	1	8	19
Texas		25	44	—	69		23-51	45.1	4-16	25.0	19-24	79.2	9	21	30		16	17		5	8	21
@KANSAS STATE	W	36	46	—	82	+21	28-61	45.9	7-19	36.8	19-23	82.6	13	27	40	+12	19	15	+4	3	9	13
TCU		30	31	—	61		25-57	43.9	3-17	17.6	8-13	61.5	6	22	28		16	19		6	10	18
@KANSAS STATE	L	26	37	—	63	-8	19-54	35.2	6-26	23.1	19-28	67.9	12	24	36	+4	11	23	-5	1	9	22
Texas Tech		33	38	—	71		23-55	41.8	7-25	28.0	18-25	72.0	6	26	32		12	18		4	14	24
KANSAS STATE	L	36	29	—	65	-14	25-58	43.1	4-20	25.0	11-15	73.3	11	20	31	-1	14	14	-3	2	9	20
@Oklahoma		36	43	—	79		25-49	51.0	11-23	47.8	18-28	64.3	7	25	32		13	11		2	8	18
@KANSAS STATE	W	23	38	—	61	+6	18-48	37.5	7-21	33.3	18-22	81.8	7	25	32	-9	13	11	+3	4	5	18
Iowa State		31	24	—	55		19-62	30.6	5-27	18.5	12-17	70.6	18	23	41		10	14		3	9	22
@KANSAS STATE	W	31	44	—	75	+10	28-58	48.3	4-21	19.0	15-21	71.4	9	24	33	-2	20	7	+6	1	5	14
Baylor		34	31	—	65		22-55	40.0	11-28	39.3	10-16	62.5	11	24	35		15	13		3	3	16
KANSAS STATE	W	33	40	—	73	+5	24-49	49.0	8-21	38.1	17-20	85.0	4	29	33	+3	14	16	-5	2	8	23
@Oklahoma State		35	33	—	68		23-56	41.1	5-23	21.7	17-23	73.9	7	23	30		10	11		5	4	17
@KANSAS STATE	W	34	51	—	85	-16	32-60	53.3	9-19	47.4	12-19	63.2	10	27	37	+11	22	12	+1	4	8	14
Oklahoma		25	44	—	69		25-58	43.1	8-20	40.0	11-13	84.6	6	20	26		15	13		1	6	16
KANSAS STATE	L	37	44	—	81	-8	30-67	44.8	12-28	42.9	9-12	75.0	11	22	33	+4	18	20	-4	2	10	23
@West Virginia		39	50	—	89		30-59	50.8	7-22	31.8	22-25	88.0	7	22	29		13	16		5	14	14
KANSAS STATE	L	32	35	—	67	-13	24-55	43.6	7-30	23.3	12-15	80.0	11	30	41	+7	12	20	-11	6	5	15
vs. TCU		37	43	—	80		27-67	40.3	11-25	44.0	15-21	71.4	14	20	34		17	9		5	9	17
KANSAS STATE	W	34	43	—	77	+12	32-55	58.2	4-15	26.7	9-12	75.0	6	23	29	+2	21	14	+2	3	9	16
vs. Montana State		28	37	—	65		25-54	46.3	6-21	28.6	9-17	52.9	8	19	27		14	16		3	8	13
KANSAS STATE	W	29	46	—	75	+6	26-54	48.1	5-21	23.8	18-22	81.8	4	21	25	-19	14	8	+8	4	11	17
vs. Kentucky		26	43	—	69		26-63	41.3	4-20	20.0	13-17	76.5	19	25	44		12	16		1	6	17
KANSAS STATE	W	43	39	16	98	+5	38-68	55.9	11-24	45.8	11-16	68.8	8	23	31	-6	26	5	+8	3	10	24
vs. Michigan State		38	44	11	93		31-63	49.2	13-25	52.0	18-22	81.8	13	24	37		18	13		6	2	16
KANSAS STATE	L	38	38	—	76	-3	27-58	46.6	10-22	45.5	12-18	66.7	5	17	22	-22	14	12	+10	1	13	

2022-23 SUPERLATIVES

Individual

Category	Kansas State	Opponent
Points Scored	36 - Markquis Nowell at Texas (1/3/23)	^38 - Jalen Wilson, Kansas (1/17/23)
Field Goals	11 - Nae'Qwan Tomlin vs. Radford (12/21/22) 11 - Keyontae Johnson at Baylor (1/7/23) 11 - Keyontae Johnson vs. Baylor (2/21/23)	12 - Jalen Wilson, Kansas (1/17/23)
Field Goals Attempted	21 - Keyontae Johnson at West Virginia (3/4/23) 21 - Markquis Nowell vs. Florida Atlantic (3/25/23)	25 - Jalen Wilson, Kansas (1/17/23)
Highest FG Percentage (min. 5 made)	100.0 (9-of-9) - Keyontae Johnson at Butler (11/30/22) 100.0 (9-of-9) - David N'Guessan vs. Abilene Christian (12/6/22)	81.8 (9-of-11) - Manny Bates, Butler (11/30/22)
Highest FG Percentage (min. 10 made)	64.7 (11-of-17) - Keyontae Johnson at Baylor (1/7/23) 64.7 (11-of-17) - Keyontae Johnson vs. Baylor (2/21/23)	58.8 (10-of-17) - Marcus Carr, Texas (1/3/23)
3-Point Field Goals Made	6 - Markquis Nowell at Texas (1/3/23) 6 - Markquis Nowell at West Virginia (3/4/23)	6 - Keyonte George, Baylor (2/21/23)
3-Point Field Goals Attempted	12 - Markquis Nowell at West Virginia (3/4/23)	14 - Erik Stevenson, West Virginia (3/4/23)
3-Point Field Goal Percentage (min. 4 made)	60.0 (6-of-10) - Markquis Nowell at Texas (1/3/23)	60.0 (6-of-10) - Keyonte George, Baylor (2/21/23)
Free Throws	12 - Markquis Nowell at Texas (1/3/23) 12 - Markquis Nowell at Baylor (1/7/23)	14 - Kedrian Johnson, West Virginia (3/4/23)
Free Throws Attempted	13 - Markquis Nowell vs. West Virginia (12/31/22) 13 - Markquis Nowell at Baylor (1/7/23)	16 - Keyonte George, Baylor (1/7/23)
Free Throw Percentage (min. 5 made)	100.0 (12-of-12) - Markquis Nowell at Texas (1/3/23) 100.0 (10-of-10) - Markquis Nowell vs. Baylor (2/21/23)	100.0 (8-of-8) - Tyrese Hunter, Texas (1/3/23)
Offensive Rebounds	6 - Nae'Qwan Tomlin vs. Radford (12/21/22)	9 - Oscar Tshiebwe, Kentucky (3/19/23)
Defensive Rebounds	12 - Keyontae Johnson at Kansas (1/31/23)	10 - Tre Mitchell, West Virginia (12/31/22) 10 - Kevin McCullar, Kansas (1/31/23)
Total Rebounds	12 - Keyontae Johnson at Butler (11/30/22) 12 - Keyontae Johnson at Kansas (1/31/23)	18 - Oscar Tshiebwe, Kentucky (3/19/23)
Assists	^19 - Markquis Nowell vs. Michigan State (3/23/23)	11 - Mike Miles, Jr., TCU (1/14/23) 11 - Dajuan Harris, Jr., Kansas (1/17/23)
Blocked Shots	5 - Nae'Qwan Tomlin vs. Rhode Island (11/21/22)	4 - Colin Castleton, Florida (1/28/23)
Steals	7 - Markquis Nowell vs. West Virginia (12/31/22)	6 - Micah Peavy, TCU (2/7/23) 6 - Kedrian Johnson, West Virginia (3/4/23)
Minutes Played	45 - Keyontae Johnson vs. Michigan State (3/23/23)	45 - Jalen Wilson, Kansas (1/17/23)

Team

K-State High	K-State Low	Category	Opponent High	Opponent Low
^116 vs. Texas (1/3/23)	55 vs. Wichita State (12/3/22)	Points Scored	103 by Texas (1/3/23)	50 3 times
39 vs. UIW (12/11/22)	18 vs. Iowa State (2/18/23)	Field Goals	35 by Texas (1/3/23)	18 3 times
69 vs. West Virginia (12/31/22)	47 vs. Texas Tech (1/21/23)	Field Goals Attempted	71 twice	47 by California (11/11/22)
60.0 vs. Texas (1/3/23)	33.9 at Kansas (1/31/23)	FG Percentage	57.1 by Iowa State (1/24/23)	30.6 by Iowa State (2/18/23)
13 vs. Texas (1/3/23)	3 twice	3-Point Field Goals Made	13 by Michigan State (3/23/23)	2 by Rhode Island (11/21/22)
30 vs. TCU (3/9/23)	12 vs. Abilene Christian (12/6/22)	3-Point Field Goals Attempted	29 twice	12 by Rhode Island (11/21/22)
56.3 at Iowa State (1/24/23)	18.8 vs. West Virginia (12/31/22)	3-Point Field Goal Percentage	52.0 by Michigan State (3/23/23)	15.8 by TCU (1/14/23)
31 twice	2 at Butler (11/30/22)	Free Throws	29 by Baylor (1/7/23)	5 twice
36 at Kansas (1/31/23)	3 at Butler (11/30/22)	Free Throws Attempted	38 twice	8 by UIW (12/11/22)
^93.9 vs. Texas (1/3/23)	55.2 vs. Abilene Christian (12/6/22)	Free Throw Percentage	88.9 by Oklahoma State (1/10/23)	41.7 by Texas Tech (1/21/23)
14 3 times	4 twice	Offensive Rebounds	23 by Texas Tech (1/21/23)	5 by UIW (12/11/22)
38 vs. Florida (1/28/23)	14 at Iowa State (1/24/23)	Defensive Rebounds	31 by Kansas (1/31/23)	16 by Nevada (11/22/22)
49 vs. Florida (1/28/23)	20 at Iowa State (1/24/23)	Total Rebounds	50 by West Virginia (12/31/22)	22 by Nevada (11/22/22)
26 vs. West Virginia (12/31/22)	9 vs. UIW (12/11/22)	Fouls	27 twice	8 by TCU (1/14/23)
2 twice	0 25 times	Fouled Out	3 3 times	0 24 times
26 twice	9 at California (11/11/22)	Assists	22 by TCU (1/14/23)	5 by Wichita State (12/3/22)
23 at Texas Tech (2/11/23)	5 vs. Michigan State (3/23/23)	Turnovers	26 by UTRGV (11/7/22)	8 by Radford (12/21/22)
8 vs. Rhode Island (11/21/22)	0 4 times	Blocked Shots	9 by Kansas (1/31/23)	0 by Rhode Island (11/21/22)
13 twice	2 vs. Nevada (11/22/22)	Steals	15 by TCU (1/14/23)	2 by Michigan State (3/23/23)
52 vs. Abilene Christian (12/6/22)	18 vs. Iowa State (2/18/23)	Points in Paint	54 by TCU (1/14/23)	16 twice
31 vs. UTRGV (11/7/22)	8 3 times	Points off Turnovers	28 by Texas Tech (2/11/23)	2 by Michigan State (3/23/23)
16 vs. UTRGV (11/7/22)	0 vs. Oklahoma State (1/10/23)	2nd Chance Points	25 by TCU (3/9/23)	0 by UIW (12/11/22)
24 vs. Oklahoma (3/1/23)	0 vs. TCU (3/9/23)	Fast Break Points	\$32 by TCU (1/14/23)	2 3 times
41 vs. UTRGV (11/7/22)	2 vs. Wichita State (12/3/22)	Bench Points	33 by Texas (2/4/23)	3 twice
58 vs. Texas (1/3/23)	21 vs. West Virginia (12/31/22)	Points/1st Half	49 by Kansas (1/31/23)	16 by Florida (1/28/23)
61.8 vs. Texas (1/3/23)	29.0 vs. West Virginia (12/31/22)	FG Percentage/1st Half	57.1 by Nevada (11/22/22)	20.7 by Florida (1/28/23)
58 vs. Texas (1/3/23)	26 vs. Wichita State (12/3/22)	Points/2nd Half	63 by Texas (1/3/23)	18 twice
70.4 vs. Oklahoma (3/1/23)	31.0 3 times	FG Percentage/2nd Half	66.7 by Texas (1/3/23)	21.9 by Iowa State (2/18/23)
16 3 times	11 twice	Points/Overtime	11 by Michigan State (3/23/23)	7 by Nevada (11/22/22)
83.3 vs. Nevada (11/22/22)	33.3 vs. Kansas (1/17/23)	FG Percentage/Overtime	50.0 twice	28.6 twice

^School record

2022-23 INDIVIDUAL POINTS-REBOUNDS-ASSISTS

Wildcats

2022-23 MISCELLANEOUS SEASON/CAREER STATS

#	PLAYER	Leading Scorer		Leading Rebounder		Assists Leader		Total Dunks		10+ Points		20+ Points		30+ Points		10+ Rebounds		10+ Assists		D-D (Pts/Rebs)		D-D (Pts/Asts)	
		22-23	Career	22-23	Career	22-23	Career	22-23	Career	22-23	Career	22-23	Career	22-23	Career	22-23	Career	22-23	Career	22-23	Career	22-23	Career
1	NOWELL, Markquis	18	27	3	6	34	54	—	—	33	99	14	33	3	6	—	—	11	19	—	—	10	18
3	N'GUESSAN, David	1	1	2	2	—	—	10	10	7	11	1	1	—	—	—	—	—	—	—	—	—	—
4	GREENE, Tykei	—	—	2	2	—	—	9	9	2	56	—	10	—	—	—	17	—	—	—	14	—	—
5	CARTER, Cam	—	1	2	2	—	—	5	5	8	10	—	—	—	—	—	—	—	—	—	—	—	—
11	JOHNSON, Keyontae	15	15	16	16	—	—	26	26	34	72	10	18	—	—	6	21	—	—	6	19	—	—
12	THOMAS, Anthony	—	—	—	—	—	—	—	—	7	—	2	—	—	—	—	—	—	—	—	—	—	—
13	SILLS, Desi	2	2	1	1	2	2	6	6	18	65	1	9	—	—	—	1	—	—	—	1	—	—
15	MANNING, Taj	—	—	—	—	—	—	—	—	—	—	—	—	—	—	—	—	—	—	—	—	—	—
20	COLBERT, Jerrell	—	—	—	—	—	—	—	—	—	—	—	—	—	—	—	—	—	—	—	—	—	—
21	AWBREY, Nate	—	—	—	—	—	—	—	—	—	—	—	—	—	—	—	—	—	—	—	—	—	—
23	IYIOLA, Abayomi	—	—	3	3	—	—	4	4	4	43	—	3	—	—	—	23	—	—	—	16	—	—
24	FINISTER, Dorian	—	—	—	—	—	—	—	—	1	1	—	—	—	—	—	—	—	—	—	—	—	—
25	MASSOUD, Ish	—	1	—	1	—	—	1	7	5	27	—	1	—	1	—	—	—	—	—	—	—	—
35	TOMLIN, Nae'Qwan	5	5	16	16	1	1	43	43	21	21	1	1	—	—	3	3	—	—	2	2	—	—
43	ACKERMAN, Peyton	—	—	—	—	—	—	—	—	—	—	—	—	—	—	—	—	—	—	—	—	—	—

+/- CHART

	SEASON
Markquis Nowell	+247
Keyontae Johnson	+221
Nae'Qwan Tomlin	+158
Cam Carter	+123
David N'Guessan	+100
Desi Sills	+82
Tykei Greene	+55
Ish Massoud	+40
Abayomi Iyiola	+32
Dorian Finister	+25
Nate Awbrey	-4

FTs in LAST 5 MINUTES

	SEASON	CAREER
Markquis Nowell	76-82	109-121
Keyontae Johnson	23-27	23-27
Desi Sills	19-22	19-22
Cam Carter	10-12	10-12
Ish Massoud	10-10	22-24
Nae'Qwan Tomlin	7-9	7-9
Abayomi Iyiola	5-6	5-6
David N'Guessan	6-11	6-11
Nate Awbrey	3-4	3-4

CHARGES DRAWN

	SEASON	CAREER
Desi Sills	13	13
Keyontae Johnson	10	10
David N'Guessan	10	10
Abayomi Iyiola	8	8
Tykei Greene	6	6
Cam Carter	5	5
Ish Massoud	5	5
Markquis Nowell	3	4
Nae'Qwan Tomlin	3	3
Dorian Finister	1	1

STARTING LINEUP

	SEASON	CAREER
Nowell, Carter, Johnson, Tomlin, N'Guessan	12-6	12-6
Nowell, Carter, Johnson, Tomlin, Iyiola	7-2	7-2
Nowell, Sills, Carter, Johnson, Tomlin	7-2	7-2

GAMES MISSED

Peyton Ackerman	Redshirt
Jerrell Colbert	Redshirt
Taj Manning	Redshirt
Anthony Thomas	Redshirt
David N'Guessan	7
Abayomi Iyiola	5
Ish Massoud	3
Desi Sills	1

TOP SCORING PERFORMANCES

36, Markquis Nowell at Texas (1/3/23)
 32, Markquis Nowell at Baylor (1/7/23)
 30, Markquis Nowell vs. Florida Atlantic (3/25/23)
 29, Markquis Nowell vs. Nevada (11/22/22)
 28, Keyontae Johnson vs. Nevada (11/22/22)
 28, Keyontae Johnson at Texas (1/3/23)
 27, Markquis Nowell vs. Kentucky (3/19/23)
 26, Nae'Qwan Tomlin vs. Radford (12/21/22)
 25, Keyontae Johnson vs. Baylor (2/21/23)
 24, Keyontae Johnson at Baylor (1/7/23)
 24, Keyontae Johnson vs. Kansas (1/17/23)
 24, Desi Sills vs. Kansas (1/17/23)
 24, Keyontae Johnson at West Virginia (3/4/23)
 24, Markquis Nowell at West Virginia (3/4/23)
 23, David N'Guessan vs. Abilene Christian (12/6/22)
 23, Keyontae Johnson vs. Nebraska (12/17/22)
 23, Markquis Nowell vs. West Virginia (12/31/22)
 23, Markquis Nowell vs. Texas Tech (1/21/23)
 23, Markquis Nowell at Iowa State (1/24/23)
 23, Markquis Nowell at Kansas (1/31/23)
 22, Keyontae Johnson at Kansas (1/31/23)
 22, Markquis Nowell at Oklahoma State (2/25/23)
 22, Keyontae Johnson vs. Michigan State (3/23/23)
 20, Keyontae Johnson at Butler (11/30/22)
 20, Markquis Nowell vs. Oklahoma State (1/10/23)
 20, Markquis Nowell vs. Iowa State (2/18/23)
 20, Markquis Nowell vs. Michigan State (3/23/23)

TOP REBOUNDING PERFORMANCES

12, Keyontae Johnson at Butler (11/30/22)
 12, Keyontae Johnson at Kansas (1/31/23)
 11, Keyontae Johnson vs. Nebraska (12/17/22)
 11, Keyontae Johnson vs. Texas Tech (1/21/23)
 11, Keyontae Johnson vs. Florida (1/28/23)
 10, Nae'Qwan Tomlin at TCU (1/14/23)
 10, Nae'Qwan Tomlin vs. Kansas (1/17/23)
 10, Keyontae Johnson at Iowa State (1/24/23)
 10, Nae'Qwan Tomlin at Oklahoma (2/14/23)

TOP ASSIST PERFORMANCES

19, Markquis Nowell vs. Michigan State (3/23/23)
 14, Markquis Nowell at Baylor (1/7/23)
 14, Markquis Nowell vs. Montana State (3/17/23)
 12, Markquis Nowell vs. Rhode Island (11/21/22)
 12, Markquis Nowell vs. Abilene Christian (12/6/22)
 12, Markquis Nowell vs. Florida Atlantic (3/25/23)
 11, Markquis Nowell twice
 10, Markquis Nowell twice

TOP 3-POINT FG PERFORMANCES

6, Markquis Nowell at Texas (1/3/23)

TOP STEAL PERFORMANCES

7, Markquis Nowell vs. West Virginia (12/31/22)

TOP BLOCK PERFORMANCES

5, Nae'Qwan Tomlin vs. Rhode Island (11/21/22)

THE LAST TIME K-STATE...

Team

K-State was ranked No. 1 in AP Top 25: March 14, 1959
K-State was ranked in AP Top 25: No. 15 (March 13, 2023)
K-State was ranked in USA Today Coaches Poll: No. 9 (April 4, 2023)
Played AP No. 1-ranked opponent: Lost vs. Baylor, 77-68 (Jan. 14, 2017)
Defeated AP No. 1-ranked opponent: Oklahoma, 80-69 (Feb. 6, 2016)
Defeated AP No. 1-ranked opponent on road: Kansas, 68-64 (Jan. 17, 1994)
Played AP No. 2-ranked opponent: Defeated No. 2 Kansas, 83-82 [OT] (Jan. 17, 2023)
Defeated opponent ranked 3-10 by AP: No. 9 Baylor, 75-65 (Feb. 21, 2023)
Defeated opponent ranked 3-10 by AP on the road: No. 6 Texas, 116-103 (Jan. 3, 2023)
Defeated opponent ranked 11-15 by AP: No. 12 West Virginia, 84-68 (Jan. 18, 2020)
Defeated AP Top 25 opponent at home: No. 9 Baylor, 75-65 (Feb. 21, 2023)
Defeated AP Top 25 opponent on the road: No. 19 Baylor, 97-95 [OT] (Jan. 7, 2023)
Defeated consecutive AP Top 25 opponents on the road:
 No. 6 Texas, 116-103 (Jan. 3, 2023) and No. 19 Baylor, 97-95 [OT] (Jan. 7, 2023)
Defeated AP Top 25 opponent at neutral site: No. 18 Kentucky, 61-58 (March 22, 2018)

Scoring

Scored 20 or more points: 30 by Markquis Nowell vs. No. 25/25 Florida Atlantic (March 25, 2023)
Reserve scored 20 or more points: 24 by Desi Sills vs. No. 2/2 Kansas (Jan. 17, 2023)
Freshman scored 20 or more points: 23 by Nijel Pack vs. TCU (March 10, 2021)
Scored 30 or more points: 30 by Markquis Nowell vs. No. 25/25 Florida Atlantic (March 25, 2023)
Freshman scored 30 or more points: 34 by Marcus Foster vs. Texas (Feb. 8, 2014)
Scored 35 or more points: 36 by Markquis Nowell at No. 6/6 Texas, 116-103 (Jan. 3, 2023)
Scored 40 or more points: 44 by Denis Clemente at Texas (Jan. 31, 2009)
Scored 50 or more points: 62 by Askia Jones vs. Fresno State (March 24, 1994) *school record*
Two or more Wildcats scored 30 or more points in same game:
 Michael Beasley (44) and Bill Walker (31) at Baylor (Feb. 23, 2008)
Two or more Wildcats scored 25 or more points in same game:
 Markquis Nowell (36) and Keyontae Johnson (28) at No. 6/6 Texas (Jan. 3, 2023)
Two or more Wildcats scored 20 or more points in same game:
 Keyontae Johnson (22) and Markquis Nowell (20) vs. Michigan State (March 23, 2023)
Three or more Wildcats scored 20 or more points in same game:
 Dean Wade (34), Kamau Stokes (23) and Barry Brown, Jr., (21) at Iowa State (Dec. 29, 2017)
Scored 20 points in one half: 23 (2nd) by Markquis Nowell vs. Kentucky (March 19, 2023)
Scored 20 points/two straight games:
 Markquis Nowell (2), 20 vs. Michigan State (March 23, 2023) and 30 vs. No. 25/25 Florida Atlantic (March 25, 2023)
Scored 20 points/three straight games:
 Markquis Nowell (3), 27 vs. Kentucky (March 19, 2023), 20 vs. Michigan State (March 23, 2023), 30 vs. No. 25/25 Florida Atlantic (March 25, 2023)
Scored 20 points/four straight games:
 Markquis Nowell (4), 23 vs. No. 24/24 WVU (Dec. 31, 2022), 36 at No. 6/6 Texas (Jan. 3, 2023), 32 at No. 19/17 Baylor (Jan. 7, 2023), 20 vs. OSU (1/10/23)
Scored 30 points/two straight games:
 Markquis Nowell, 36 at No. 6/6 Texas (Jan. 3, 2023), 32 at No. 19/17 Baylor (Jan. 7, 2023)
No Wildcat scored in double figures: at Nebraska (Jan. 26, 1983)
One Wildcat scored in double figures: DaJuan Gordon (12) vs. Kansas (Feb. 17, 2021)
Four Wildcats scored in double figures: Keyontae Johnson (22), Markquis Nowell (20), Ismael Massoud (15), Cam Carter (12), Nae'Qwan Tomlin (11) and David N'Guessan (11) vs. Michigan State (March 23, 2023)
Five Wildcats scored in double figures: Keyontae Johnson (22), Markquis Nowell (20), Ismael Massoud (15), Cam Carter (12), Nae'Qwan Tomlin (11) and David N'Guessan (11) vs. Michigan State (March 23, 2023)
Six Wildcats scored in double figures: Keyontae Johnson (22), Markquis Nowell (20), Ismael Massoud (15), Cam Carter (12), Nae'Qwan Tomlin (11) and David N'Guessan (11) vs. Michigan State (March 23, 2023)
Seven Wildcats scored in double figures: Keyontae Johnson (18), Nae'Qwan Tomlin (15), Desi Sills (14), David N'Guessan (12), Cam Carter (10), Dorian Finister (10) and Markquis Nowell (10) vs. UIW (Dec. 11, 2022)
All five Wildcat starters scored in double figures: Markquis Nowell (36), Keyontae Johnson (28), Cam Carter (17), Nae'Qwan Tomlin (11) and Abayomi Iyiola (10) at No. 6 Texas (Jan. 3, 2023)
K-State scored 70 or more points: 76 vs. No. 25/25 Florida Atlantic (March 25, 2023)
K-State scored 80 or more points: 98 vs. Michigan State (March 23, 2023)
K-State scored 90 or more points: 98 vs. Michigan State (March 23, 2023)
K-State scored 100 or more points: 116 at No. 6 Texas (Jan. 3, 2023)

Field Goal Shooting

Made 10 or more field goals: 10 by Keyontae Johnson vs. Michigan State (March 23, 2023)
Made 15 or more field goals: 15 by Michael Beasley vs. Nebraska (Feb. 6, 2008)
100 percent from the field (min. 10 att): 100.0% (11-11) by Eddie Elder vs. Colorado (Feb. 23, 1985)
100 percent from the field (min. 5 att): 100% (5-5) by David N'Guessan vs. Michigan State (March 25, 2023)
K-State connected on 50 percent or better: 55.9% (38-68) vs. Michigan State (March 23, 2023)
K-State connected on 50 percent or better in both halves:
 51.7% (15-29)/1st half and 65.4% (17-26)/2nd half vs. Montana State (March 17, 2023)
K-State connected on 60 percent or better: 60.0% (36-60) at No. 6/6 Texas (Jan. 3, 2023)
K-State connected on 60 percent or better in both halves:
 62.5% (15-24)/1st half and 69.6% (16-23)/2nd half vs. Wake Forest (March 14, 2017)
K-State connected on 70 percent or better: 70% (42-60) vs. Southern Colorado (Nov. 30, 1985)
K-State made 30 or more field goals: 38 vs. Michigan State (March 23, 2023)
K-State made 40 or more field goals: 41 vs. Missouri (Jan. 3, 1998)
K-State made 45 or more field goals: 49 vs. Morgan State (Jan. 5, 1985) *school record*
K-State made 50 or more field goals: *Never been done in recorded school history*
K-State attempted 60 or more field goals: 68 vs. Michigan State (March 23, 2023)
K-State attempted 70 or more field goals: 70 at Oklahoma State (Feb. 19, 2022)
K-State attempted 80 or more field goals: 88 vs. South Dakota (Jan. 3, 2010)
K-State attempted 90 or more field goals: 94 vs. Houston (March 14, 1970)
K-State attempted 100 or more field goals: 103 vs. Cal State Fullerton (Dec. 2, 1967)

3-Point Field Goal Shooting

Made 5 or more 3-point field goals: 5 by Markquis Nowell vs. No. 25/25 Florida Atlantic (March 25, 2023)
Made 10 or more 3-point field goals: 14 by Askia Jones vs. Fresno State (March 24, 1994) *school record*
100 percent from the field (min. 6 att): 100.0% (6-6) by Denis Clemente at Texas (Jan. 31, 2009)
K-State connected on 50 percent or better (min. 10 att): 55.9% (11-24) vs. Michigan State (March 23, 2023)
K-State connected on 60 percent or better (min. 10 att): 71.4% (10-14) vs. Western Illinois (Nov. 11, 2016)
K-State connected on 70 percent or better (min. 10 att): 71.4% (10-14) vs. Western Illinois (Nov. 11, 2016)
K-State connected on 80 percent or better (min. 10 att): 80.0% (8-10) vs. Coastal Carolina (Dec. 6, 1997)
K-State made 10 or more 3-point field goals: 10 vs. No. 25/25 Florida Atlantic (March 25, 2023)
K-State made 15 or more 3-point field goals: 16 at Oklahoma State (Feb. 2, 2019) *most in a conference game*
K-State made 20 or more 3-point field goals: 23 vs. Fresno State (March 24, 1994) *school record*
K-State attempted 30 or more 3-point field goals: 30 vs. TCU (March 9, 2023)
K-State attempted 35 or more 3-point field goals: 36 at Ole Miss (Jan. 29, 2022)

Double-Double / Triple-Double

Had a Triple-Double: *Never happened in recorded school history*
Had a 20/20 Double-Double (Pts/Rebs): Michael Beasley (28 pts, 22 rebs) vs. Western Illinois (Nov. 17, 2007)
Had a 20/10 Double-Double (Pts/Rebs): Keyontae Johnson (22 pts, 12 rebs) at Kansas (Jan. 31, 2023)
Had a Double-Double (Pts/Rebs): Nae'Qwan Tomlin (17 pts, 10 rebs) at Oklahoma (Feb. 14, 2023)
Had a Double-Double (Pts/Asts): ^Markquis Nowell (30 pts, 12 asts) vs. No. 25/25 Florida Atlantic (March 25, 2023)
Had a Double-Double (Rebs/Asts): *Never happened in recorded school history*
Had a Double-Double (Pts/Rebs) in a Half: Mark Smith (18 pts, 10 rebs [2nd]) at Ole Miss (Jan. 29, 2022)
Had a Double-Double (Pts/Rebs) in Consecutive Games:
 Keyontae Johnson (13 pts, 11 rebs) vs. Florida (Jan. 28, 2023) and (22 pts, 12 rebs) at No. 8/8 Kansas (Jan. 31, 2023)
Had a Double-Double (Pts/Asts) in Consecutive Games:
 Markquis Nowell (20 pts, 19 asts vs. Michigan State; March 23, 2023) and (30 pts, 12 asts vs. No. 25/25 Florida Atlantic (March 25, 2023)
Two Players with Double-Doubles in Same Game:
 Selton Miguel (12 pts, 10 rebs) and Mark Smith (14 pts, 10 rebs) vs. UAlbany (Dec. 1, 2021)

^Second 30-point, 10-assist game in school history and first in an NCAA Tournament game

Free Throw Shooting

Made 10 or more free throws: 10 by Markquis Nowell vs. Kentucky (March 19, 2023)
Made 15 or more free throws: 15 by Jacob Pullen vs. Kansas (Feb. 14, 2011)
Perfect at the FT line (min. 10 att): 10-10 by Markquis Nowell vs. No. 9/10 Baylor (Feb. 21, 2023)
Perfect at the FT line: 17-17 by Steve Henson at Iowa State (Feb. 24, 1988) *school record*
K-State connected on 80 percent or better (min. 15 att.): 81.8% (18-22) vs. Kentucky (March 19, 2023)
K-State connected on 90 percent or better (min. 15 att.): 93.9% (31-33) at No. 6/6 Texas (Jan. 3, 2023)
K-State connected on 100 percent or better (min. 15 att.): 100% (16-16) vs. Nebraska (Jan. 26, 1980)
K-State made 20 or more free throws: 31 at No. 8/8 Kansas (Jan. 31, 2023)
K-State made 30 or more free throws: 31 at No. 8/8 Kansas (Jan. 31, 2023)
K-State made 40 or more free throws: 41 vs. Oklahoma (Dec. 29, 1958)
K-State attempted 30 or more free throws: 36 at No. 8/8 Kansas (Jan. 31, 2023)
K-State attempted 40 or more free throws: 40 at West Virginia (Feb. 11, 2017)
K-State attempted 50 or more free throws: 54 at Colorado (Jan. 16, 2010)
K-State attempted 55 or more free throws: 56 vs. Purdue (Dec. 1, 1958) *school record*

Rebounds

Had 10 or more rebounds: 10 by Nae'Qwan Tomlin at Oklahoma (Feb. 14, 2023)
Had 15 or more rebounds: 16 by Mark Smith at Ole Miss (Jan. 29, 2022)
Had 20 or more rebounds: 22 by Michael Beasley vs. Western Illinois (Nov. 17, 2007)
Had 10 or more rebounds in consecutive games:
 Keyontae Johnson (11 vs. Florida (Jan. 28, 2023) and 12 at No. 8/8 Kansas (Jan. 31, 2023)
Multiple players had 10 or more rebounds:
 Selton Miguel (10 rebs) and Mark Smith (10 rebs) vs. UAlbany (Dec. 1, 2021)
K-State had 20 or more offensive rebounds: 22 at Alabama (Jan. 25, 2020)
K-State had 30 or more defensive rebounds: 30 vs. TCU (March 9, 2023)
K-State had 40 or more rebounds: 42 vs. Oklahoma State (Jan. 10, 2023)
K-State had 50 or more rebounds: 52 vs. Central Arkansas (Dec. 1, 2013)
K-State had 60 or more rebounds: 61 at Oregon State (Dec. 6, 2003)

Assists

Had 10 or more assists: 12 by Markquis Nowell vs. No. 25/25 Florida Atlantic (March 25, 2023)
Had 15 or more assists: 19 by Markquis Nowell vs. Michigan State (March 23, 2023) *school record*
K-State had 20 or more assists: 26 vs. Michigan State (March 23, 2023)
K-State had 30 or more assists: 30 vs. Gardner-Webb (Dec. 14, 2008)

Blocked Shots

Had 5 or more blocked shots: 5 by Nae'Qwan Tomlin vs. Rhode Island (Nov. 21, 2022)
Had 10 or more blocked shots: *Never happened in recorded school history*
K-State had 5 or more blocked shots: 6 vs. TCU (March 9, 2023)
K-State had 10 or more blocked shots: 11 vs. North Florida (Dec. 11, 2011)

Steals

Had 5 or more steals: 5 by Markquis Nowell vs. No. 25/25 Florida Atlantic (March 25, 2023)
Had 10 or more steals: *Never happened in recorded school history*
K-State had 10 or more steals: 13 vs. No. 25/25 Florida Atlantic (March 25, 2023)
K-State had 15 or more steals: 17 vs. Monmouth (Nov. 13, 2019)

THE LAST TIME K-STATE...

Turnovers

K-State had 3 or fewer turnovers: 3 vs. SIU-Edwardsville (Dec. 14, 1978) *school record*

K-State had 5 or fewer turnovers: 5 vs. Michigan State (March 23, 2023)

Opponent committed 15 or more turnovers: 22 by No. 25/25 Florida Atlantic (March 25, 2023)

Opponent committed 20 or more turnovers: 22 by No. 25/25 Florida Atlantic (March 25, 2023)

Overtime

Played an Overtime Game: Won vs. Michigan State, 98-93 (March 23, 2023)

Played an Overtime Game at home: Won vs. No. 2/2 Kansas, 83-82 (Jan. 17, 2023)

Played a 2-Overtime Game: Lost at No. 13 Baylor, 79-72 (Jan. 20, 2016)

Played a 3-Overtime Game: Lost at Oregon State, 87-72 (Dec. 6, 2003)

Played a 4-Overtime Game: Lost at Missouri State, 82-80 (Dec. 8, 1987)

Played in Consecutive OT Games:

(2) Won vs. No. 7 Kansas, 85-82 (Feb. 10, 2014) and Lost at Baylor, 87-73 (Feb. 15, 2014)

Winning Streaks

K-State won consecutive games: vs. Kentucky (March 19, 2023) and Michigan State (March 23, 2023)

K-State had a 5 or more game winning streak: 9, Dec. 3, 2022-Jan. 10, 2023

(longest since winning 10, Nov. 24, 2013-Jan. 7, 2014)

K-State had a 10 or more game winning streak: 10, Nov. 24, 2013 to Jan. 7, 2014

K-State had a 15 or more game winning streak: 21, Dec. 19, 1958 to March 13, 1959

K-State had a 20 or more game winning streak: 21, Dec. 19, 1958 to March 13, 1959

Miscellaneous

Hit a Buzzer Beater: vs. LSU 61-59 (Nov. 23, 2022) [Keyontae Johnson jumper at :04.7]

Won after trailing by at least 10 points in second half: 11 vs. No. 24 West Virginia (Dec. 31, 2022)

(down 32-21, 19:35 remaining - won 82-76 in OT)

Won after trailing by at least 15 points in second half: 15 at Iowa State (Feb. 12, 2022)

(down 45-30, 18:59 remaining - won 75-69 in overtime)

SINGLE-SEASON/CAREER TEAM RECORD WATCH

Season Games Played

1.	37	2009-10	29-8
2.	37	2017-18	25-12
3.	36	2022-23	26-10
4.	35	2006-07	23-12
	35	2012-13	27-8
	35	2016-17	21-14
7.	34	1987-88	25-9
	34	1993-94	20-14
	34	2008-09	22-12
	34	2010-11	23-11
	34	2018-19	25-9

■ Have played at least 31 games since 2006-07

Season Wins

1.	29	2009-10 [29-8]	37 gms
2.	27	2012-13 [27-8]	35 gms
3.	26	2022-23 [26-10]	36 gms
4.	25	1950-51 [25-4]	29 gms
	25	1958-59 [25-2]	27 gms
	25	1987-88 [25-9]	34 gms
	25	2017-18 [25-12]	37 gms
	25	2018-19 [25-9]	34 gms
9.	24	1980-81 [24-9]	33 gms
10.	23	1972-73 [23-5]	28 gms
	23	1976-77 [23-8]	31 gms
	23	1981-82 [23-8]	31 gms
	23	2006-07 [23-12]	35 gms
	23	2010-11 [23-11]	34 gms

Season Points

1.	#2,949	2009-10	37 gms
2.	2,742	2022-23	36 gms
3.	2,630	2017-18	37 gms
4.	2,574	2007-08	33 gms
5.	2,565	1987-88	34 gms
6.	2,556	2008-09	34 gms
7.	2,523	2016-17	35 gms
8.	2,477	2010-11	34 gms
9.	2,467	2006-07	35 gms
10.	2,444	1986-87	31 gms

Season Scoring Average

1.	81.4	1952-53	1,710 points	21 gms
2.	*#79.7	2009-10	2,949 points	37 gms
3.	78.8	1986-87	2,444 points	31 gms
4.	78.0	2007-08	2,574 points	33 gms
5.	77.1	1988-89	2,314 points	30 gms
6.	76.8	1974-75	2,226 points	29 gms
7.	76.6	1990-91	2,146 points	28 gms
8.	76.3	1972-73	2,135 points	28 gms
9.	76.2	2022-23	2,742 points	36 gms
10.	75.8	1963-64	2,198 points	29 gms

Season Points/Conference Play

1.	1,384	2022-23	18 gms
2.	1,278	2017-18	18 gms
3.	1,272	2016-17	18 gms
4.	1,270	2013-14	18 gms
5.	1,261	2012-13	18 gms
6.	1,251	2015-16	18 gms
7.	1,242	2007-08	16 gms
8.	1,236	2021-22	18 gms
9.	1,228	2009-10	16 gms
10.	1,214	2011-12	18 gms

Season Points/Big 12 Play

1.	1,384	2022-23	18 gms
2.	1,278	2017-18	18 gms
3.	1,272	2016-17	18 gms
4.	1,270	2013-14	18 gms
5.	1,261	2012-13	18 gms
6.	1,251	2015-16	18 gms
7.	1,242	2007-08	16 gms
8.	1,236	2021-22	18 gms
9.	1,228	2009-10	16 gms
10.	1,214	2011-12	18 gms

Season Scoring Average/Conference Play

1.	81.0	1952-53	972 points	12 gms
	81.0	1988-89	1,134 points	14 gms
3.	80.6	1986-87	1,129 points	14 gms
4.	77.8	1972-73	1,089 points	14 gms
5.	#77.6	2007-08	1,242 points	16 gms
6.	76.9	2022-23	1,384 points	18 gms
7.	76.8	2009-10	1,228 points	16 gms
8.	76.6	1974-75	1,073 points	14 gms
9.	76.1	1970-71	1,066 points	14 gms
10.	75.9	1990-91	1,062 points	14 gms

Season Scoring Average/Big 12 Play

1.	77.6	2007-08	1,242 points	16 gms
2.	76.9	2022-23	1,384 points	18 gms
3.	76.8	2009-10	1,228 points	16 gms
4.	72.1	1997-98	1,153 points	16 gms
5.	71.0	2017-18	1,278 points	18 gms
6.	70.7	2016-17	1,272 points	18 gms
7.	70.6	2013-14	1,270 points	18 gms
8.	70.4	2008-09	1,127 points	16 gms
	70.4	2010-11	1,127 points	16 gms
10.	70.1	2006-07	1,121 points	16 gms
	70.1	2012-13	1,261 points	18 gms

Season Field Goals Made

1.	#981	2009-10	37 gms
2.	961	2022-23	36 gms
3.	960	1974-75	29 gms
4.	937	2017-18	37 gms
5.	923	1976-77	31 gms
6.	916	2007-08	33 gms
7.	914	1979-80	31 gms
8.	904	1975-76	28 gms
9.	892	1987-88	34 gms
10.	887	2008-09	34 gms

Season Field Goal Percentage

(Since the start of the shot clock era in 1985-86)

1.	50.6	1987-88 [892/1,764]	34 gms
2.	49.0	1985-86 [865/1,765]	30 gms
3.	48.4	1988-89 [835/1,725]	30 gms
4.	47.1	1986-87 [885/1,880]	31 gms
5.	46.4	1989-90 [866/1,866]	32 gms
6.	#46.3	2017-18 [937/2,025]	37 gms
7.	46.1	2016-17 [869/1,883]	35 gms
	46.1	2022-23 [961/2,083]	36 gms
9.	45.9	1997-98 [796/1,735]	29 gms
10.	45.8	2002-03 [766/1,674]	30 gms

Season 3-Point Field Goals Made

1.	#261	2021-22	31 gms
2.	258	2022-23	36 gms
3.	254	2017-18	37 gms
4.	253	2009-10	37 gms
5.	247	2016-17	35 gms
6.	246	1993-94	34 gms
7.	241	2018-19	34 gms
8.	238	2012-13	35 gms
9.	237	2010-11	34 gms
10.	223	2006-07	35 gms
	223	2008-09	34 gms

Season 3-Point Field Goals Attempted

1.	#754	2021-22	31 gms
2.	752	2022-23	36 gms
3.	745	2017-18	37 gms
4.	721	2018-19	34 gms
5.	710	1993-94	34 gms
6.	703	2009-10	37 gms
7.	683	2016-17	35 gms
8.	681	2019-20	32 gms
9.	670	2006-07	35 gms
10.	662	2007-08	33 gms

Season 3-Point Field Goals Made/Conference Play

1.	#154	2021-22	18 gms
2.	140	2012-13	18 gms
3.	138	2018-19	18 gms
4.	136	2022-23	18 gms
5.	125	2017-18	18 gms
6.	123	2016-17	18 gms
7.	114	1999-2000	16 gms
8.	113	2007-08	16 gms
9.	112	2010-11	16 gms
10.	111	2019-20	18 gms

Season 3-Point Field Goals Attempted/Conference Play

1.	#436	2021-22	18 gms
2.	386	2022-23	18 gms
3.	381	2018-19	18 gms
4.	378	2020-21	18 gms
5.	372	2019-20	18 gms
6.	360	2012-13	18 gms
7.	353	2016-17	18 gms
8.	348	2017-18	18 gms
9.	328	2007-08	16 gms
10.	313	2015-16	18 gms

Season Free Throws Made

1.	#734	2009-10	37 gms
2.	606	1958-59	27 gms
3.	602	1987-88	34 gms
4.	562	2006-07	35 gms
	562	2022-23	36 gms
6.	560	1952-53	21 gms
7.	559	2008-09	34 gms
8.	549	2015-16	33 gms
9.	546	1955-56	25 gms
10.	542	2010-11	34 gms

Season Free Throw Percentage

1.	75.5	1973-74 [327/433]	27 gms
2.	74.8	2022-23 [562/751]	36 gms
3.	73.9	1987-88 [602/815]	34 gms
4.	73.5	1976-77 [486/659]	31 gms
5.	#73.4	2017-18 [502/684]	37 gms
6.	72.9	1985-86 [409/561]	30 gms
7.	72.7	1980-81 [427/587]	33 gms
8.	72.6	2021-22 [382/526]	31 gms
9.	71.3	1958-59 [606/850]	27 gms
10.	71.2	1979-80 [391/549]	31 gms

Season Assists

1.	611	2022-23	36 gms
2.	557	2012-13	35 gms
3.	545	2006-07	35 gms
4.	541	2009-10	37 gms
5.	537	1981-82	31 gms
6.	529	1980-81	33 gms
7.	522	2016-17	35 gms
8.	514	1987-88	34 gms
9.	511	2007-08	33 gms
10.	510	2017-18	37 gms

Season Assists Per Game

1.	17.3	1981-82	31 gms
2.	17.0	2022-23	36 gms
3.	#16.9	1997-98	29 gms
4.	16.0	1980-81	33 gms
	16.0	1991-92	30 gms
6.	15.9	2004-05	29 gms
	15.9	2012-13	35 gms
8.	15.8	1990-91	28 gms
9.	15.6	2005-06	29 gms
		2006-07	35 gms

Season Assist-Turnover Ratio

1.	#1.382	2012-13 [557/403]	35 gms
2.	1.281	2004-05 [461/360]	29 gms
3.	1.245	2013-14 [503/404]	33 gms
4.	1.227	2022-23 [611/498]	36 gms
5.	1.206	2017-18 [510/423]	37 gms
6.	1.205	2018-19 [464/385]	34 gms
7.	1.168	1989-90 [459/393]	32 gms
8.	1.164	2002-03 [462/397]	30 gms
9.	1.156	1983-84 [414/358]	29 gms
10.	1.152	2016-17 [522/453]	35 gms

Season Steals

1.	#294	2017-18	37 gms
2.	289	2022-23	36 gms
3.	282	1993-94	34 gms
4.	277	1986-87	31 gms
	277	2019-20	32 gms
6.	274	2009-10	37 gms
7.	271	2016-17	35 gms
8.	256	2018-19	34 gms
9.	249	2007-08	33 gms
	249	2015-16	33 gms

Season Steals Per Game

1.	8.94	1986-87	31 gms
2.	8.71	1990-91	28 gms
3.	8.66	2019-20	32 gms
4.	8.44	1994-95	27 gms
5.	8.29	1993-94	34 gms
6.	8.03	2022-23	36 gms
7.	7.95	2017-18	37 gms
8.	7.74	2016-17	35 gms
9.	7.55	2007-08	33 gms
	7.55	2015-16	33 gms

SINGLE-SEASON/CAREER INDIVIDUAL RECORD WATCH

Career Points by a Division I Transfer

1.	1,093	Denis Clemente	2008-10	69 gms
2.	968	Markquis Nowell	2021-23	63 gms
3.	747	Deryl Cunningham	1991-94	86 gms
4.	689	Curtis Kelly	2009-11	62 gms
5.	688	Tyrone Davis	1994-96	56 gms
6.	682	Tim Jankovich	1979-82	90 gms
7.	627	Keyontae Johnson	2022-23	36 gms
8.	621	Justin Edwards	2014-16	65 gms
9.	437	Tony Massop	1988-90	62 gms
10.	396	Chris Griffin	1996-99	88 gms

Season Points/Conference

1.	455	Michael Beasley	2007-08	16 gms
2.	363	Bob Boozer	1958-59	14 gms
3.	351	Markquis Nowell	2022-23	18 gms
4.	342	Jacob Pullen	2010-11	16 gms
5.	339	Dean Wade	2017-18	18 gms
6.	335	Mitch Richmond	1987-88	14 gms
7.	335	Nijel Pack	2021-22	18 gms
8.	334	Chuckie Williams	1974-75	14 gms
9.	334	Barry Brown, Jr.	2017-18	18 gms
10.	326	Keyontae Johnson	2022-23	18 gms

Season Points/Big 12 Only

1.	455	Michael Beasley	2007-08	16 gms
2.	351	Markquis Nowell	2022-23	18 gms
3.	342	Jacob Pullen	2010-11	16 gms
4.	339	Dean Wade	2017-18	18 gms
5.	335	Nijel Pack	2021-22	18 gms
6.	334	Barry Brown, Jr.	2017-18	18 gms
7.	326	Keyontae Johnson	2022-23	18 gms
8.	314	Rodney McGruder	2011-12	18 gms
9.	300	Jeremiah Massey	2004-05	16 gms
10.	295	Denis Clemente	2008-09	16 gms

Season Scoring Average/Conference

1.	28.4	Michael Beasley	2007-08	16 gms
2.	24.6	Norris Coleman	1985-86	14 gms
3.	23.9	Chuckie Williams	1974-75	14 gms
4.	23.9	Mitch Richmond	1987-88	14 gms
5.	23.1	Norris Coleman	1986-87	14 gms
6.	21.4	Jacob Pullen	2010-11	16 gms
7.	20.8	Mike Evans	1975-76	14 gms
8.	20.2	Askia Jones	1993-94	14 gms
9.	19.7	Rolando Blackman	1979-80	14 gms
10.	19.5	Markquis Nowell	2022-23	18 gms

Season Scoring Average/Big 12 Only

1.	28.4	Michael Beasley	2007-08	16 gms
2.	21.4	Jacob Pullen	2010-11	16 gms
3.	19.5	Markquis Nowell	2022-23	18 gms
4.	18.8	Jeremiah Massey	2004-05	16 gms
5.	18.8	Dean Wade	2017-18	18 gms
6.	18.6	Barry Brown, Jr.	2017-18	18 gms
7.	18.6	Nijel Pack	2021-22	18 gms
8.	18.4	Denis Clemente	2008-09	16 gms
9.	18.1	Keyontae Johnson	2022-23	18 gms
10.	17.9	Cartier Martin	2006-07	16 gms

Season Points by a Reserve

1.	397	Jamar Samuels	2009-10	36 gms/1 starts
2.	344	Belvis Noland	1994-95	27 gms/6 starts
3.	328	Fred McCoy	1987-88	34 gms/12 starts
4.	327	Phineas Atchison	2000-01	28 gms/6 starts
5.	305	Travis Reynolds	2000-01	29 gms/9 starts
6.	305	Desi Sills	2022-23	35 gms/9 starts
7.	301	Lance Harris	2004-05	29 gms/8 starts
8.	285	Barry Brown, Jr.	2015-16	33 gms/11 starts
9.	282	Jamar Samuels	2008-09	34 gms/2 starts
10.	274	Fred Brown	2008-09	34 gms/2 starts

Season Double-Digit Scoring Games

1.	37	Jacob Pullen	2009-10	37 gms
2.	34	Mitch Richmond	1987-88	34 gms
3.	34	Denis Clemente	2009-10	37 gms
4.	34	Keyontae Johnson	2022-23	35 gms
5.	33	Markquis Nowell	2022-23	36 gms
6.	32	Michael Beasley	2007-08	33 gms
7.	31	Askia Jones	1993-94	33 gms
8.	30	Rolando Blackman	1979-80	31 gms
9.	29	Joe Wright	1985-86	30 gms
10.	29	Mitch Richmond	1986-87	30 gms
11.	29	Steve Henson	1989-90	32 gms
12.	29	Cartier Martin	2006-07	35 gms
13.	29	Jacob Pullen	2010-11	31 gms
14.	29	Rodney McGruder	2012-13	35 gms
15.	29	Barry Brown, Jr.	2017-18	37 gms

Season Field Goals Made

1.	307	Michael Beasley	2007-08	33 gms
2.	290	Chuckie Williams	1974-75	29 gms
3.	270	Chuckie Williams	1975-76	28 gms
4.	268	Mitch Richmond	1987-88	34 gms
5.	254	Norris Coleman	1985-86	29 gms
6.	251	Willie Murrell	1963-64	29 gms
7.	247	Bob Boozer	1958-59	27 gms
8.	236	Keyontae Johnson	2022-23	36 gms
9.	234	Mike Evans	1977-78	29 gms
10.	227	Mike Evans	1976-77	31 gms
11.	227	Askia Jones	1993-94	33 gms

Season 3-Point Field Goals Made

1.	110	Askia Jones	1993-94	33 gms
2.	110	Jacob Pullen	2009-10	37 gms
3.	95	Nijel Pack	2021-22	29 gms
4.	93	Steve Henson	1989-90	32 gms
5.	88	Denis Clemente	2009-10	37 gms
6.	88	Markquis Nowell	2022-23	36 gms
7.	80	Gilson DeJesus	2002-03	30 gms
8.	79	Steve Henson	1988-89	30 gms
9.	79	Marcus Foster	2013-14	33 gms
10.	78	Askia Jones	1991-92	30 gms
11.	78	Cartier Martin	2006-07	35 gms

Season 3-Point Field Goals Attempted

1.	279	Askia Jones	1993-94	33 gms
2.	278	Jacob Pullen	2009-10	37 gms
3.	258	Denis Clemente	2009-10	37 gms
4.	248	Markquis Nowell	2022-23	36 gms
5.	224	Jacob Pullen	2008-09	34 gms
6.	218	Nijel Pack	2021-22	31 gms
7.	213	Steve Henson	1989-90	32 gms
8.	202	Cartier Martin	2006-07	35 gms
9.	200	Marcus Foster	2013-14	33 gms
10.	195	Askia Jones	1991-92	30 gms

Season Free Throws Made

1.	216	Michael Beasley	2007-08	33 gms
2.	203	Jacob Pullen	2009-10	37 gms
3.	197	Bob Boozer	1958-59	27 gms
4.	186	Mitch Richmond	1987-88	34 gms
5.	185	Markquis Nowell	2022-23	36 gms
6.	178	Bob Boozer	1956-57	23 gms
7.	171	David Hoskins	2006-07	35 gms
8.	170	Jacob Pullen	2010-11	34 gms
9.	166	Dick Knostman	1952-53	21 gms
10.	165	Askia Jones	1993-94	33 gms
11.	165	Jeremiah Massey	2004-05	29 gms

Season Free Throw Percentage

(Minimum 2 Attempts per game)

1.	92.5 (111/120)	Steve Henson	1987-88	34 gms
2.	92.0 (92/100)	Steve Henson	1988-89	30 gms
3.	91.7 (55/60)	Tim Jankovich	1981-82	30 gms
4.	90.2 (101/112)	Steve Henson	1989-90	32 gms
5.	88.9 (185/208)	Markquis Nowell	2022-23	36 gms
6.	87.9 (58/66)	Howard Shannon	1947-48	28 gms
7.	87.1 (122/140)	Lon Kruger	1973-74	27 gms
8.	85.7 (90/105)	Lon Kruger	1972-73	25 gms
9.	85.4 (70/82)	Mike Evans	1975-76	28 gms
10.	85.4 (82/96)	Aaron Swartzendruber	1996-97	26 gms

Career Assists

1.	582	Steve Henson	1986-90	127 gms
2.	455	Jacob Pullen	2007-11	135 gms
3.	433	Markquis Nowell	2021-23	63 gms
4.	415	Kamau Stokes	2015-19	119 gms
5.	395	Clent Stewart	2004-08	121 gms
6.	366	Wesley Iwundu	2013-17	132 gms
7.	350	Barry Brown, Jr.	2015-19	139 gms
8.	331	Will Spradling	2010-14	134 gms
9.	323	Tyrone Adams	1978-82	110 gms
10.	320	Rolando Blackman	1977-81	121 gms

Season Assists

1.	297	Markquis Nowell	2022-23	36 gms
2.	186	Steve Henson	1987-88	34 gms
3.	173	Angel Rodriguez	2012-13	33 gms
4.	163	Jim Roder	1983-84	29 gms
5.	154	Denis Clemente	2009-10	37 gms
6.	153	Anthony Beane	1993-94	34 gms
7.	149	Larry Reid	2001-02	28 gms
8.	146	Frank Richards	2002-03	30 gms
9.	145	Kamau Stokes	2016-17	35 gms
10.	141	Steve Henson	1988-89	30 gms
11.	141	Steve Henson	1989-90	32 gms

Career Assists Per Game

1.	6.87	Markquis Nowell	2021-23	63 gms
2.	4.58	Steve Henson	1986-90	127 gms
3.	4.53	Anthony Beane	1992-94	64 gms
4.	4.52	Larry Reid	2000-02	57 gms
5.	4.28	Frank Richards	2002-04	58 gms
6.	4.22	Angel Rodriguez	2011-13	65 gms
7.	4.15	Jim Roder	1982-84	55 gms
8.	3.86	Denis Clemente	2008-10	69 gms
9.	3.85	Marcus Zeigler	1990-92	52 gms
10.	3.49	Kamau Stokes	2015-19	119 gms

Season Assists Per Game

1.	8.25	Markquis Nowell	2022-23	36 gms
2.	5.62	Jim Roder	1983-84	29 gms
3.	5.47	Steve Henson	1987-88	34 gms
4.	5.36	Marcus Zeigler	1991-92	25 gms
5.	5.32	Larry Reid	2001-02	28 gms
6.	5.24	Angel Rodriguez	2012-13	33 gms
7.	5.03	Markquis Nowell	2021-22	27 gms
8.	4.87	Frank Richards	2002-03	30 gms
9.	4.70	Steve Henson	1988-89	30 gms
10.	4.57	Anthony Beane	1992-93	30 gms

Career Assist-Turnover Ratio

1.	3.18	Marcus Zeigler	1990-92	52 gms
2.	2.15	Jim Roder	1982-84	55 gms
3.	2.15	Markquis Nowell	2021-23	63 gms
4.	2.04	Will Spradling	2010-14	134 gms
5.	1.98	Steve Henson	1986-90	127 gms
6.	1.78	Nigel Johnson	2013-15	62 gms
7.	1.76	Dean Wade	2015-19	126 gms
8.	1.71	Denis Clemente	2008-10	69 gms
9.	1.68	Angel Rodriguez	2011-13	65 gms
10.	1.67	Keith Amerson	1989-91	57 gms
11.	1.67	Jarrett Hart	2002-04	53 gms
12.	1.67	Jevon Thomas	2013-15	52 gms

Season Assist-Turnover Ratio

1.	3.72	Marcus Zeigler	1991-92	25 gms
2.	2.79	Will Spradling	2013-14	33 gms
3.	2.62	Steve Henson	1987-88	34 gms
4.	2.50	Jevon Thomas	2013-14	21 gms
5.	2.44	Marcus Zeigler	1990-91	27 gms
6.	2.41	Will Spradling	2012-13	35 gms
7.	2.36	Jim Roder	1983-84	29 gms
8.	2.25	Markquis Nowell	2022-23	36 gms
9.	2.22	Angel Rodriguez	2012-13	35 gms
10.	2.14	Mark Bohm	1984-85	24 gms
11.	2.14	Denis Clemente	2009-10	37 gms

Career Steals

1.	254	Barry Brown, Jr.	2015-19	139 gms
2.	210	Jacob Pullen	2007-11	135 gms
3.	195	Xavier Sneed	2016-20	137 gms
4.	190	Steve Henson	1986-90	127 gms
5.	151	Markquis Nowell	2021-23	63 gms
6.	135	Kamau Stokes	2015-19	119 gms
7.	133	Askia Jones	1989-94	124 gms
8.	128	Will Spradling	2010-14	134 gms
9.	121	Wesley Iwundu	2013-17	132 gms
10.	118	Ed Nealy	1979-82	95 gms
11.	118	Elliot Hatcher	1994-96	54 gms
12.	118	Dean Wade	2015-19	126 gms
13.	118	Mike McGuirl	2017-22	132 gms

Season Steals

1.	92	Markquis Nowell	2022-23	36 gms
2.	82	Barry Brown, Jr.	2016-17	35 gms
3.	67	Jacob Pullen	2009-10	37 gms
	67	Barry Brown, Jr.	2017-18	37 gms
5.	66	Jeff Wires	1990-91	28 gms
6.	65	Elliot Hatcher	1995-96	27 gms
	65	Barry Brown, Jr.	2018-19	34 gms
8.	62	Steve Henson	1989-90	32 gms
	62	Fred Peete	2004-05	29 gms
10.	59	Belvis Noland	1993-94	34 gms
	59	Xavier Sneed	2017-18	37 gms

2022-23 BOXSCORES/RECAPS

O1 UTRGV

Nov. 7, 2022 | Manhattan, Kan. / Bramlage Coliseum

UTRGV	26	33	—	59
K-STATE	52	41	—	93

► K-State ushered in the **Jerome Tang** era with an emphatic 93-59 victory over UTRGV on Nov. 7 before an energetic crowd of 7,635 fans at Bramlage Coliseum, as six Wildcats scored in double figures en route to helping the team post their most points in an opener since 2014.

► Fifth-year senior **Markquis Nowell** and junior **Nae'Qwan Tomlin** each had 14 points to lead the Wildcats (1-0), while fifth-year senior **Keyontae Johnson** scored 13 points in his triumphant return to college basketball after a near 2-year absence from medical emergency on Dec. 12, 2020. He connected on 4-of-8 field goals, including 3-of-5 from 3-point range, and added 4 assists and 2 rebounds in a team-high 26 minutes of action.

► Another fifth year **Abayomi "Baybe" Iyiola** posted 12 points and 5 rebounds off the bench, while senior **Desi Sills** and junior **Ismael (Ish) Massoud** each added 10 points. It marked the first time since a victory over Colorado State on Dec. 17, 2016, that six Wildcats scored in double figures.

► The 93 points were the most by a K-State team in an opener since scoring 98 against Southern Utah on Nov. 14, 2014, while they are fourth-most in a season opener in the last 25 seasons.

► K-State was electric on both ends of the court to start the game, jumping out to a 15-3 lead behind 3-pointers from Nowell, Massoud and Johnson. The lead ballooned to as many as 30, as the Wildcats capped off their 52-point opening half with a 3-pointer from senior **Tykei Greene**. The team hit on 51.5 percent (17-of-33) in the first half, including 56.3 percent (9-of-16) from beyond the arc.

► The lead grew to as many as 36 in the second half after Johnson knocked down a pair of free throws with just over 5 minutes to play.

► For the game, K-State hit on 45.5 percent (30-of-66), including 44.4 percent (12-of-27) from 3-point range, and made 72 percent (21-of-29) of its free throws. The Wildcats had assists on 25 of their 30 made baskets. On defense, the team held UTRGV (0-1) to 39.2 percent (20-of-51) shooting, including 29.2 percent (7-of-24) in the first half. The Wildcats scored 31 points off 26 turnovers.

► With the win, K-State moved to 93-26 all-time in season openers dating back to 1903, including a 29-3 mark at Bramlage Coliseum.

UTRGV (O-1)

No.	Name	PTS	FG	3FG	FT	O	D	R	PF	A	TO	S	B	MIN
10	ZDOR, Dima	F	6	3-7	0-2	0-0	1	2	3	2	1	2	0	24
15	WILLIAMS, Daylen	F	9	3-4	0-1	3-3	2	6	8	0	2	2	2	27
01	JOHNSON, Justin	G	20	6-12	2-2	6-8	1	2	3	3	1	4	0	27
04	JOHNSON, Will	G	2	1-5	0-2	0-0	0	6	6	1	2	5	0	24
131	BRASHEAR, Sherman	G	3	1-4	1-4	0-0	1	2	3	2	0	2	2	23
00	WARD, Derrius	4	2-7	0-2	0-0	1	1	2	1	1	2	0	0	16
05	HOLIMAN, Adante'	13	3-5	1-1	6-10	0-0	0	4	1	2	0	0	0	19
11	FREEMAN, Ahren	0	0-2	0-0	0-0	1	4	5	3	1	3	0	0	9
33	SHANU II, John	0	0-1	0-0	0-0	0-1	1	2	0	0	0	0	0	14
02	JACKSON, C.J.	2	1-4	0-1	0-0	0	1	1	3	0	3	0	0	9
21	HORIUK, Alex	0	0-0	0-0	0-1	0-1	1	1	1	0	0	1	1	6
24	HATCHER, Lee	0	0-0	0-0	0-0	0-0	0	0	0	0	0	0	0	2
TEAM						1	0	1						
TOTALS		59	20-51	4-15	15-22	8	26	34	22	9	26	5	2	200

	FG	FG%	3FG	3FG%	FT	FT%	Deadball Rebounds: 4, 2
1st Half	7-24	29.2	2-8	25.0	10-12	83.3	Biggest Run: 7 (0:59 1H)
2nd Half	13-27	48.1	2-7	28.6	5-10	50.0	Largest Lead: 0
GAME	20-51	39.2	4-15	26.7	15-22	68.2	Technical Fouls: None

K-STATE (1-0-0)

No.	Name	PTS	FG	3FG	FT	O	D	R	PF	A	TO	S	B	MIN	
03	N'GUSSAN, David	F	5	1-6	1-3	2-2	2	4	6	3	2	1	1	0	19
11	JOHNSON, Keyontae	F	13	4-8	3-5	2-2	1	1	2	2	4	4	0	0	26
35	TOMLIN, Nae'Qwan	F	14	6-12	0-3	2-3	3	5	8	4	0	1	0	1	20
01	NOVELL, Markquis	G	14	3-5	3-3	5-7	0	0	0	0	7	1	4	0	25
05	CARTER, Cam	G	6	2-6	1-5	1-2	2	1	3	3	2	2	1	2	25
13	SILLS, Desi	10	3-6	0-1	4-4	0	5	5	2	3	3	0	0	0	18
25	MASSOUD, Ismael	10	3-6	2-3	2-2	2	1	3	2	0	0	0	0	0	14
04	GREENE, Tykei	9	3-8	2-4	1-4	0	2	2	1	3	0	1	0	1	22
23	IYIOLA, Abayomi	12	5-5	0-0	2-3	2	3	5	3	0	2	1	0	1	16
24	FINISTER, Dorian	0	0-3	0-0	0-0	0	3	3	0	2	0	0	0	0	13
21	AWBREY, Nate	0	0-0	0-0	0-0	0	0	0	0	1	0	0	0	0	2
TEAM						2	1	3			0				
TOTALS		93	30-66	12-27	21-29	14	26	40	25	14	9	2	2	200	

	FG	FG%	3FG	3FG%	FT	FT%	Deadball Rebounds: 2, 0
1st Half	17-33	51.5	9-16	56.3	9-10	90.0	Biggest Run: 10 (14:00 1H)
2nd Half	13-33	39.4	3-11	27.3	12-19	63.2	Largest Lead: 36 (5:02 2H)
GAME	30-66	45.5	12-27	44.4	21-29	72.4	Technical Fouls: Iyiola, Tomlin

Officials: Kipp Kissingner, Amy Bonner, Shane Staggs
Attendance: 7,635 | Start Time: 8:01 p.m. | Game Duration: 2:04
UTRGV led for 0:00 // K-State led 39:29 // Game was tied for 0:31
Lead Changes: 0 // Times Tied: 0

Points From	Off Turnovers	Paint	2nd Chance	Fast Break	Bench
UTRGV	9	32	9	19	19
K-State	31	32	16	15	41

O2 AT CALIFORNIA

Nov. 11, 2022 | Berkeley, Calif. / Haas Pavilion

California	21	33	—	54
K-STATE	36	27	—	63

► Senior **Markquis Nowell's** 4-point play with just over 5 minutes helped ignite an 8-0 run that lifted K-State to a 63-54 win over California on Nov. 11 before 3,607 fans at Haas Pavilion.

► Nowell hit a 3-pointer from the corner right in front of the Wildcats bench before being knocked to the ground. He calmly hit the free throw that gave K-State a 51-46 lead with 5:07 to play. Nowell, who finished with 13 points to go along with a game-high 7 assists and 3 steals, followed his 4-point with a layup then had the steal and assist on the dunk by junior **Nae'Qwan Tomlin** that capped the 8-0 run and gave K-State a 55-46 lead with 4:02 to play.

► The Golden Bears closed to within 55-50 after a 3-pointer from **Devin Aske** and a free throw by **Joel Brown**, but the Wildcats responded with 6 in a row, including a pair of free throws from sophomore **Cam Carter** to go along with a layup by senior **Keyontae Johnson** and a dunk by senior **Tykei Greene**, that pushed the lead back to double figures with just over a minute to play.

► Nowell's clutch shot came with the momentum clearly on the side of the Golden Bears, who had used separate runs of 13-0 and 11-0 run to erase a 20-point deficit and cut the lead to 47-46 with 5:37 to play.

► In addition to Nowell's spectacular night, Johnson had a near double-double with a team-high 16 points on 6-of-13 field goals to go with a game-high 9 rebounds and 2 steals in a team-high 33 minutes. He was joined in double figures by Tomlin, who added 11 points to go with 2 rebounds and 2 blocks.

► For the game, K-State connected on 36.8 percent (21-of-57), including 26.3 percent (5-of-19) from 3-point range, and hit on a season-high 88.9 percent (16-of-18) from the free throw line. They made just 33.3 percent (9-of-27) from the field in the second half, including 12.5 percent (1-of-8) from beyond the arc.

► K-State's lull in the second half overshadowed a sensational start, in which, the Wildcats built as much as 17-point lead in the first half behind swarming defense (15 forced turnovers) and efficient offense. The lead grew to 20 points (42-22) in the early moments of the second half.

► Cal, which is coached by former K-State assistant **Mark Fox**, was led by a game-high 17 points by the Texas transfer **Devin Aske**.

CALIFORNIA (O-2)

No.	Name	PTS	FG	3FG	FT	O	D	R	PF	A	TO	S	B	MIN	
13	KUANY, Kuany	F	13	4-8	2-5	3-3	1	2	3	4	0	3	1	0	21
14	NEWELL, Grant	F	4	1-4	0-1	2-5	2	2	4	2	0	3	0	2	26
21	THEMMANN, Lars	C	4	2-5	0-0	0-0	3	2	5	3	2	2	0	0	22
01	BROWN, Joel	G	6	2-4	1-1	1-2	0	4	4	2	5	1	3	1	36
55	ASKEW, Devin	G	17	6-12	2-5	3-5	1	4	5	4	1	6	0	1	32
00	ROBERSON, Marsalis	2	1-4	0-2	0-0	0	1	1	1	1	2	0	0	0	19
24	ALAJINI, Sam	3	1-7	0-4	1-2	0	3	3	1	0	0	0	0	0	21
02	BOWSER, Monty	0	0-1	0-0	0-0	0	1	1	0	0	0	0	0	0	9
22	OKAFOR, ND	5	2-2	0-0	1-2	0	2	2	2	0	3	2	2	15	
TEAM						2	5	7							
TOTALS		54	19-47	5-18	11-19	9	26	35	20	9	22	6	6	200	

	FG	FG%	3FG	3FG%	FT	FT%	Deadball Rebounds: 4, 0
1st Half	7-19	36.8	2-8	25.0	5-7	71.4	Biggest Run: 13 (11:40 2H)
2nd Half	12-28	42.9	3-10	30.0	6-12	50.0	Largest Lead: 3 (15:06 1H)
GAME	19-47	40.4	5-18	27.8	11-19	57.9	Technical Fouls: Coach (11:20 1H)

K-STATE (2-0-0)

No.	Name	PTS	FG	3FG	FT	O	D	R	PF	A	TO	S	B	MIN
03	N'GUSSAN, David	F	2	1-2	0-0	0	1	2	3	3	0	3	0	14
11	JOHNSON, Keyontae	F	16	6-13	1-2	3-4	3	6	9	2	1	2	2	1 33
35	TOMLIN, Nae'Owan	F	11	4-9	1-4	2-2	0	2	2	2	0	1	1	2 26
01	NOVELL, Markquis	G	13	3-11	1-4	6-7	0	3	3	3	1	7	2	3 33
05	CARTER, Cam	G	4	1-3	0-1	2-2	0	3	3	4	0	2	1	2 19
13	SILLS, Desi	4	1-4	0-1	2-2	1	5	6	2	0	0	1	1	29
23	IYIOLA, Abayomi	2	1-4	0-0	0-0	2	2	2	2	1	2	0	0	15
25	MASSOUD, Ismael	3	1-5	1-3	0-0	2	0	2	0	0	3	1	0	10
04	GREENE, Tykei	8	3-6	1-4	1-1	2	1	3	2	0	1	0	0	20
TEAM						1	1	2			1			
TOTALS		63	21-57	5-19	16-18	12	23	35	18	9	15	10	5	200

	FG	FG%	3FG	3FG%	FT	FT%	Deadball Rebounds: 0, 0
1st Half	12-30	40.0	4-11	36.4	8-9	88.9	Biggest Run: 12 (3:44 1H)
2nd Half	9-27	33.3	1-8	12.5	8-9	88.9	Largest Lead: 20 (17:11 2H)
GAME	21-57	36.8	5-19	26.3	16-18	88.9	Technical Fouls: Johnson (twice)

Officials: Tony Padilla, Amy Bonner, Rodrick Dixon
Attendance: 3,607 | Start Time: 6:02 p.m. | Game Duration: 2:06
Cal led for 0:48 // K-State led 34:43 // Game was tied for 4:29
Lead Changes: 4 // Times Tied: 6

Points From	Off Turnovers	Paint	2nd Chance	Fast Break	Bench
California	15	24	6	10	10
K-State	19	32	9	5	17

O3 KANSAS CITY

Nov. 17, 2022 | Manhattan, Kan. / Bramlage Coliseum

Kansas City	25	28	—	53
K-STATE	41	28	—	69

► Senior **Keyontae Johnson** continued his impressive play to start the year, as he led three Wildcats in double figures with 19 points in helping K-State to a 69-53 win over Kansas City on Nov. 17 before 7,376 fans at Bramlage Coliseum.

► The win gave K-State its first 3-0 start to a season since 2019-20.

► Johnson, who scored in double figures for the third consecutive game, had a stellar all-around night, adding a team-tying 7 rebounds, a career-tying 6 assists and 2 steals to his 19-point effort in 35 minutes. He was joined in double figures by sophomore **Cam Carter**, who finished with a career-high 16 points on 5-of-10 field goals, including 4 treys, and senior **Desi Sills**, who added 11 points.

► The Wildcats once again used their defense to generate offense, forcing the Roos (1-4) into 22 turnovers and converting those into 26 points. The team has forced 20 or more turnovers in each of the first 3 games, totaling 76 points off those miscues, an average of 25.3 points per game.

► K-State took control of the game in the first half on eight straight points from Johnson, which was capped by the game's first 3-pointer with 15:21 to play. From there, Carter took control of the the game, hitting his first 3-pointer with 11:23 to play. He followed 3 more treys, as his fourth of the first half gave the Wildcats a 34-20 advantage with 2:24 remaining. Johnson and Carter combined for 25 of the team's 41 first-half points.

► For the second straight game, K-State built a 20-point advantage in the early moments of the second half to see its opponent chip away at the deficit. Behind the play of senior **Shemari Allen**, who finished with a game-high 21 points, Kansas City closed to within 57-47 with just under 7 minutes to play.

► However, it was another veteran who stepped up for the Wildcats when they most needed it. Just like senior **Markquis Nowell** who came through in the clutch with his 4-point play in the win at Cal on Nov. 11, it was the veteran Sills who did it against Kansas City, as he scored the next 6 points and finished with 10 of the team's last 12 points to push the lead back up to 18 points.

► For the game, K-State connected on 41.4 percent (24-of-58), including 35 percent (7-of-20) from 3-point range, and hit on 82.4 percent (14-of-17) from the free throw line. The team struggled offensively in the second half, hitting on 35.5 percent (11-of-31) from the field and missing all four 3-point attempts.

KANSAS CITY (1-3)

No.	Name		PTS	FG	3FG	FT	O	D	R	PF	A	T	S	B	MIN
23	MUKEDA, Allen David	F	8	4-8	0-1	0-0	5	3	8	2	1	3	0	2	35
32	NGANDU, Jeff	F	4	2-4	0-0	0-2	3	3	6	1	1	2	0	2	26
05	ALLEN, Shemari	G	21	6-13	1-1	8-10	1	7	8	3	2	3	4	0	39
11	KOPP, Anderson	G	13	5-10	3-7	0-0	0	1	1	2	5	2	2	0	33
21	MITCHELL, RayQuawndis	G	0	0-4	0-3	0-0	0	3	3	4	0	3	0	0	20
25	ANDREWS, Tyler		3	1-2	0-0	1-2	1	2	2	0	4	0	0	0	14
04	DIAMOU, Emmanuel	F	0	0-2	0-0	0-0	0	0	0	0	0	0	0	0	10
12	IDJARI, Promise	F	4	2-5	0-1	0	0	0	0	1	0	0	0	0	8
10	IDJARI, Precious	F	0	0-1	0-0	0-0	1	1	2	1	1	0	0	0	8
01	MARTIN, Sam	F	0	0-0	0-0	0	0	0	0	0	1	2	0	0	6
02	DIALLO, Babacar	F	0	0-0	0-0	0-0	0	0	0	1	0	1	0	0	2
TEAM							2	1	3						
TOTALS			53	20-49	4-15	9-15	13	20	33	17	10	22	6	4	200

2022-23 BOXSCORES/RECAPS

07 AT BUTLER

Nov. 30, 2022 | Indianapolis, Ind. / Hinkle Fieldhouse

Butler	37	39	—	76
K-STATE	25	39	—	64

- K-State could not quite dig itself out of a first-half deficit, as a hot-shooting Butler hit on nearly 55 percent from the field in a 76-64 win on Nov. 30 in the fourth annual BIG EAST/Big 12 Battle at historic Hinkle Fieldhouse.
- Butler (5-3), which came into the game averaging 90 points per game on 60.1 percent shooting in 3 home games this season, stayed hot from the field in handing K-State (6-1) its first loss under first-year head coach **Jerome Tang**.
- The Bulldogs connected on an opponent-high 54.9 percent (28-of-51) from the field, including 60.9 percent (14-of-23) in the second half, while all 5 starters scored in double figures led by **Manny Bates**' 22 points.
- Despite the impressive offensive performance, the Wildcats still had chances to rally from a double-digit deficit twice in the second half. After falling behind by 14 just after halftime, senior **Markquis Nowell**'s first 3-pointer keyed a 13-4 run that closed the deficit to 48-43 with just over 14 minutes to play. However, the Bulldogs responded with a 17-2 run that pushed the lead to 20 points.
- Down 65-45 with 8:29 remaining, senior **Desi Sills** helped spark one more attempt at a comeback for K-State, as the reserve scored 13 of his 17 second-half points in a 15-3 run that cut the deficit to 68-60 with just over 4 minutes to play. However, once again, Butler had a response, rattling off 6 in a row to push the lead back to double figures en route to the 12-point victory.
- The loss spoiled an impressive night by senior **Keyontae Johnson**, who collected his first double-double as a Wildcat, pouring in a team-high 20 points on 9-of-9 shooting to go with a season-high 12 rebounds. It was his 14th career double-double, including his sixth with at least 20 points and 10 rebounds. He became the ninth player in school history to go 9-of-9 or better from the field.
- Sills came off the bench to provide a big lift in the second half, scoring all 17 of his points after halftime on 8-of-12 shooting. Nowell dished out a game-high 8 assists to go with his 13 points.
- For the game, K-State connected on 46 percent (29-of-63), including just 20 percent (4-of-20) from 3-point range. The Wildcats had a season-high 48 points in the paint but posted season-lows in a number of categories, including just 3 free throw attempts while making 2. The team came in averaging 17.3 free throws made per game, which ranked among the top-25 nationally.

BUTLER (5-3)

No.	Name	PTS	FG	3FG	FT	O	D	R	PF	A	TO	S	B	MIN
41	LUKOSIUS, Simas	F	11	4-9	3-7	0-0	0	1	1	7	3	1	0	37
15	BATES, Manny	C	22	9-11	0-0	4-4	2	8	10	1	1	2	0	39
02	HUNTER, Jr., Eric	G	13	5-11	1-4	2-3	0	3	3	4	1	1	1	40
03	HARRIS, Chuck	F	5	5-8	2-3	3-3	1	5	6	2	3	0	0	34
13	TAYLOR, Jayden	G	12	4-11	2-6	2-2	1	3	4	1	2	5	0	35
14	THOMAS, Pierce	2	1-1	0-0	0-1	1	1	2	1	1	2	1	0	14
22	TURNBULL, Connor	1	0-0	0-0	1-2	1	0	1	0	0	0	0	0	1
TEAM						0	4	4		1				
TOTALS			76	28-51	8-20	12-15	6	25	31	9	18	14	3	200

	FG	FG%	3FG	3FG%	FT	FT%
1st Half	14-28	50.0	4-11	36.4	5-7	71.4
2nd Half	14-23	60.9	4-9	44.4	7-8	87.5
GAME	28-51	54.9	8-20	40.0	12-15	80.0

Deadball Rebounds: 1, 1
Biggest Run: 13 (8:29 2H)
Largest Lead: 20 (8:29 2H)
Technical Fouls: None

K-STATE (6-1)

No.	Name	PTS	FG	3FG	FT	O	D	R	PF	A	TO	S	B	MIN
03	N'GUESSAN, David	F	8	4-4	0-0	0-0	2	2	3	1	1	0	1	25
11	JOHNSON, Keyontae	F	20	9-9	2-2	0-0	4	8	12	2	1	5	2	36
35	TOMLIN, Nae'Qwan	F	0	0-5	0-2	0-0	2	2	4	3	0	1	1	14
01	NOWELL, Markquis	G	13	5-15	1-6	2-2	0	1	1	1	8	2	1	35
05	CARTER, Cam	G	2	1-7	0-2	0-0	0	2	2	4	0	2	2	26
13	SILLS, Desi	F	17	8-15	1-4	0-1	0	3	3	2	1	0	2	29
25	MASSOUD, Ismael	2	1-5	0-2	0-0	0-0	0	0	0	2	1	0	1	23
04	GREENE, Tykei	2	1-3	0-2	0-0	1	1	2	0	0	0	0	0	11
24	FINISTER, Dorian	0	0-0	0-0	0-0	0	0	0	0	0	1	0	0	0+
TEAM						0	1	1		0				
TOTALS			64	29-63	4-20	2-3	9	18	27	15	13	8	2	200

	FG	FG%	3FG	3FG%	FT	FT%
1st Half	11-28	39.3	2-12	16.7	1-1	100.0
2nd Half	18-35	51.4	2-8	25.0	1-2	50.0
GAME	29-63	46.0	4-20	20.0	2-3	66.7

Deadball Rebounds: 0, 1
Biggest Run: 9 (4:08 2H)
Largest Lead: 3 (19:44 1H)
Technical Fouls: Johnson (9:55 2H)

Officials: John Higgins, Clarence Armstrong, Jamie Luckie
Attendance: 7,660 | Start Time: 5:30 p.m. | Game Duration: 1:54
Butler led for 38:47 // K-State led 0:57 // Game was tied for 0:55
Lead Changes: 3 // Times Tied: 1

Points From	Off Turnovers	Paint	2nd Chance	Fast Break	Bench
Butler	6	34	7	11	3
K-State	12	48	10	12	21

08 WICHITA STATE

Dec. 3, 2022 | Manhattan, Kan. / Bramlage Coliseum

Wichita State	32	18	—	50
K-STATE	29	26	—	55

- Senior **Markquis Nowell** shook off a subpar shooting night to score the game's last 6 points, including a pivotal 3-pointer with 54 seconds, to help lift K-State to a 55-50 win over in-state Wichita State on Dec. 3 before a season-best crowd of 8,957 fans at Bramlage Coliseum.
- K-State rebounded from its first loss of the season at Butler on Nov. 30 to earn its fourth straight win over its in-state rival in the first meeting between the schools at Bramlage Coliseum since 2003.
- Although he had an off-shooting night, Nowell had a stellar all-around night for the Wildcats, adding a game-high 7 assists, 5 rebounds and 3 steals to his 11 points. He was joined in double figures by fellow senior **Keyontae Johnson**, who led all scorers with 17 points, and junior **Nae'Qwan Tomlin**, who kept the team in the game early with 12 of his 14 points coming in the first half.
- It marked the second year in a row Nowell proved to be difference in a win against Wichita State. Last season, he scored 5 of his team-high 16 points in a late 7-0 run, including a dagger of a 3-pointer with 1:35 to play, that helped the Wildcats to a 65-59 win over the Shockers at INTRUST Bank Arena in Wichita.
- Nowell's heroics helped spark a late rally by K-State, which trailed for more than 30 minutes and appeared to be heading for a loss until senior **Desi Sills** made perhaps the biggest play of the night with his block of **Shammah Scott**'s breakaway layup with 1:42 to play with the Wildcats trailing 50-49.
- Nowell tied the game with a free throw with 1:32 left then forced a steal of senior **Craig Porter, Jr.**, to set up his winning 3-pointer with 54 seconds. After his triple gave the Wildcats a 53-50 lead, he forced another bad pass on the next possession before knocking down 2 free throws for the final margin of victory.
- K-State had a season-low offense night across the board, scoring a season-low 55 points on 35.8 percent (19-of-53) shooting, including 20 percent (4-of-20) from 3-point range. The Big 12's best free throw shooting team also had an off night from the line, hitting on a season-low 61.9 percent (13-of-21).
- It was a tale of two halves for Wichita State, which led by as many as 7 points in the first half on 54.5 percent (12-of-22) shooting before scoring just 18 points in the second half on a mere 25.9 percent (7-of-27) shooting. For the game, the Shockers had just 5 assists on its 19 made field goals with 16 turnovers.

WICHITA STATE (4-4)

No.	Name	PTS	FG	3FG	FT	O	D	R	PF	A	TO	S	B	MIN
23	OKAFOR, Gus	F	7	3-6	1-2	0-0	2	3	5	1	2	2	0	33
33	ROJAS, James	F	4	2-4	0-2	0-0	0	4	4	0	5	2	1	24
01	BELL, Xavier	G	7	3-9	1-4	0-1	0	2	2	1	0	1	0	23
03	PORTER, Jr., Craig	G	11	4-8	1-4	2-3	0	6	6	4	0	4	2	35
10	WALTON, Jaykwon	G	9	4-7	1-2	0-1	1	8	9	3	1	1	0	20
15	BALLARD, Quincy	4	0-1	0-0	4-6	0	3	2	2	1	0	0	0	21
22	SCOTT, Shammah	6	3-12	0-4	0-0	1	1	2	2	1	3	1	0	31
02	RICKS, Jalen	2	0-2	0-2	2-2	0	2	2	0	0	0	0	0	13
TEAM						4	1	5						
TOTALS			50	19-49	4-20	8-13	8	30	38	17	5	16	5	200

	FG	FG%	3FG	3FG%	FT	FT%
1st Half	12-22	54.5	3-8	37.5	5-8	62.5
2nd Half	7-27	25.9	1-12	8.3	3-5	60.0
GAME	19-49	38.8	4-20	20.0	8-13	61.5

Deadball Rebounds: 1, 0
Biggest Run: 11 (15:38 1H)
Largest Lead: 7 (6:32 1H)
Technical Fouls: None

K-STATE (7-1)

No.	Name	PTS	FG	3FG	FT	O	D	R	PF	A	TO	S	B	MIN	
11	JOHNSON, David	F	8	3-4	0-1	2-2	2	4	6	0	1	0	1	0	26
13	NOVINSKY, Keyontae	F	17	7-14	0-2	3-6	1	4	5	2	1	2	1	0	30
35	TOMLIN, Nae'Qwan	F	14	5-12	2-4	2-4	2	4	6	3	0	1	2	33	
01	NOWELL, Markquis	G	11	2-9	1-6	6-9	0	5	5	2	7	1	3	30	
05	CARTER, Cam	G	3	1-6	1-3	0-0	0	3	3	4	0	0	1	1	30
04	GREENE, Tykei	2	1-3	0-1	0-0	0	1	1	1	0	0	0	0	0	11
13	SILLS, Desi	4	0-4	0-3	0-0	0	3	3	2	4	2	0	1	0	28
24	FINISTER, Dorian	0	0-1	0-0	0-0	0	1	1	0	0	1	0	0	0	5
TEAM						1	2	3		1					
TOTALS			55	19-53	4-20	13-21	7	26	33	14	13	8	4	4	200

	FG	FG%	3FG	3FG%	FT	FT%
1st Half	10-29	34.5	2-11	18.2	7-11	63.6
2nd Half	9-24	37.5	2-9	22.2	6-10	60.0
GAME	19-53	35.8	4-20	20.0	13-21	61.9

Deadball Rebounds: 5, 0

Biggest Run: 8 (5:32 2H)

Largest Lead: 6 (18:26 1H)

Technical Fouls: None

Officials: Darron George, Marques Pettigrew, Owen Shortt
Attendance: 8,957 | Start Time: 8:01 p.m. | Game Duration: 2:05
WSU led for 30:04 // K-State led 6:53 // Game was tied for 3:03
Lead Changes: 6 // Times Tied: 4

Points From	Off Turnovers	Paint	2nd Chance	Fast Break	Bench
Wichita State	9	18	2	6	12
K-State	17	26	9	2	2

09 ABILENE CHRISTIAN

Dec. 6, 2022 | Manhattan, Kan. / Bramlage Coliseum

Abilene Christian	34	30	—	64
K-STATE	35	46	—	81

- A 14-4 run to end the first half helped Kansas State dig itself out of a 14-point deficit, as the Wildcats took the lead right before halftime and never looked back in earning an 81-64 win over Abilene Christian on Dec. 6 before 7,136 fans at Bramlage Coliseum.
- The Wildcats connected on a season-high 58.5 percent (31-of-53) from the field, including 64 percent (16-of-25) in the second half. They had 23 assists on their 31 made field goals and collected a season-best 52 points in the paint.
- Despite playing just 7 players for the majority of the game, four Wildcats scored in double figures led by a career night from junior **David N'Gueissan**, who scored a career-best 23 points on perfect 9-of-9 field goals to go along with 5 rebounds, 2 blocks and an assist. N'Gueissan eclipsed his previous career-high with 16 first-half points on perfect 6-of-6 shooting while he added 7 more in the second half to collect his first career 20-point game.
- N'Gueissan was joined in double figures by senior **Markquis Nowell**, who posted his second double-double of the season with 15 points and a season-tying 12 assists to go with 6 rebounds and 3 steals in 39 minutes. It was his 10th career double-double, including his fifth such double-double as a Wildcat. His 12 assists tied his previous season-high of 12 vs. Rhode Island on Nov. 21 with both tying for the fourth-most in school history.
- Senior **Keyontae Johnson** and junior **Nae'Qwan Tomlin** each added 12 points and a combined 15 rebounds.
- The other purple Wildcats (5-5) made things difficult for the host, running out to a 14-point lead (28-14) behind an impressive shooting performance, as they made 11 of their first 19 field goal attempts, including 6 of 9 from 3-point range. Behind the performance of N'Gueissan, K-State slowly chipped away at the deficit, using a 14-2 run to close to within 30-28 with 4:45 to play before using a 7-1 spurt to end the half to take a 35-34 advantage into the locker room. N'Gueissan scored 10 of the Wildcats' 21 points during this stretch.
- K-State continued its momentum in the second half, using a 17-7 run out of halftime to build a double-digit lead that it would maintain the rest of the game. ACU got to within 11 points twice in the last 4 minutes, including 73-62 with 2:21 remaining, but could get no closer, as K-State scored 8 of the last 10 points for the 17-point win.

ABILENE CHRISTIAN (5-5)															
No.	Name	PTS	FG	3FG	FT	O	D	R	PF	A	TO	S	B	MIN	
32	PLEASANT, Joe	F	2	1-2	0-0	0	1	2	3	4	2	1	0	0	13
01	DANIELS, Damien	G	3	1-8	1-2	0	0	5	5	1	7	3	1	0	35
11	CAMERON, Tobias	G	14	6-10	2-4	0	0	1	4	5	1	3	4	2	30
21	MADDEN, Hunter Jack	G	6	2-7	0-2	2-2	0	2	2	2	2	0	0	0	23
25	ALLEN, Immanuel	G	11	4-7	2-3	1-4	2	0	2	1	0	0	1	0	17
02	JACKSON, Ja'Sean	F	2	1-3	1-2	0	1	1	3	0	2	0	0	0	17
05	STEELE, Cameron	F	7	3-5	1-3	0-2	2	2	4	1	0	0	0	0	26
23	SIMMONS, Airion	8	4	4-7	0-2	0-0	2	2	3	2	2	0	0	0	25
24	DIBBA, Ali Abdou	6	2	2-5	0-0	2-2	1	1	2	1	0	2	0	0	13
03	BETTIO, Leonardo	0	0	0-0	0-0	0-0	0	0	0	0	0	0	0	0	0+
04	TANNER, Colby	0	0	0-0	0-0	0-0	0	0	0	0	0	0	0	0	0+
10	SEAT, JV	0	0	0-0	0-0	0-0	0	0	0	0	0	0	0	0	0+
13	MUONEKE, Muodubern	0	0	0-0	0-0	0	0	0	0	0	0	0	0	0	0+
TEAM						0	0	0							
TOTALS			64	25-55	7-19	7-12	7	19	26	21	14	13	6	2	200

1st Half	FG	FG%	3FG	3FG%	FT	FT%	Biggest Run: 2, 0 Deadball Run: 12 (11:51 1H) Largest Lead: 14 (9:08 1H) Technical Fouls: None
2nd Half	11-25	44.0	1-6	16.7	7-12	58.3	
GAME	25-55	45.5	7-19	36.8	7-12	58.3	

K-STATE

(8-1)

No.		PTS	FG	3FG	FT	O	D	R	PF	A	TO	S	B	MIN
03	N'GUESSAN, David	F	23	9-9	1-1	4-11	0	5	5	1	1	0	0	2
11	JOHNSON, Keyontae	F	12	5-10	0-1	2-3	3	4	7	3	3	3	1	0
35	TOMLIN, Nae'Qwan	F	12	4-7	0-1	4-4	2	6	8	2	1	1	2	0
01	NOWELL, Markquis	G	15	5-13	2-6	3-3	2	4	6	1	12	4	3	1
05	CARTER, Cam	G	7	3-5	0-2	1-2	0	2	2	2	3	1	0	31
13	SILLS, Desi	8	3-7	0-1	2-5	0	2	2	3	3	3	1	0	24
04	GREENE, Tykei	4	2-2	0-0	0-1	2	0	2	1	0	0	0	0	12
21	AWBREY, Nate	0	0-0	0-0	0-0	0	0	0	0	0	0	0	0	0
	TEAM					1	3	4						
TOTALS			81	31-53	3-12	16-29	10	26	36	13	23	12	7	3

2022-23 BOXSCORES/RECAPS

10 UIW

Dec. 11, 2022 | Manhattan, Kan. / Bramlage Coliseum

UIW	28	22	—	50
K-STATE	45	53	—	98

- K-State opened the second half with 23 consecutive points to blow open an already lopsided game, as the Wildcats capped an impressive offensive effort with a 98-50 win over UIW on Dec. 11 before 7,042 fans at Bramlage Coliseum.
- K-State collected its third 90-point scoring effort, narrowly missing the school's first 100-point game since 2010 in the last few minutes before opting to dribble out the ball in the closing seconds against an undermanned UIW. The Wildcats hit on a season-best 59.1 percent (39-of-66) from the field, including 68.8 percent (22-of-32) after halftime, and saw 7 players in double figures.
- The 9-1 start is best start by the Wildcats since opening the 2011-12 season with a similar 9-1 mark, while head coach **Jerome Tang** is off to the best 10-game start by a first-year coach in school history.
- The 48-point margin of victory was the 10th-largest in school history.
- K-State busted open a close contest with a 20-1 run midway through the first half before landing the knockout punch with a 23-0 start to the second half. Six Wildcats contributed in the first-half run, including 5 points each from senior **Markquis Nowell** and freshman **Dorian Finister**. The second-half run was much the same with seven players registering points, including 3-pointers from senior **Keyontae Johnson** and juniors **Ish Massoud** and **Nae'Qwan Tomlin**.
- Johnson led all scorers with 18 points on 7-of-9 field goals, including 3-of-5 from 3-point range, to go with 5 assists, 4 rebounds and 3 steals in a season-low 24 minutes of action. The Wildcats' leading scorer (17.3 ppg.) has now scored in double figures in all 10 games this season. Tomlin had a near double-double with 15 points and a season-high 9 rebounds in 23 minutes, while junior reserve **Desi Sills** added 14 points, 4 assists, 3 rebounds and 2 steals.
- Sophomore **Cam Carter**, Finister and Nowell each added 10 points, as Nowell nearly notched another double-double with a game-high 8 assists to go with 5 rebounds. Finister saw his most action of the season in 22 minutes, recording his first career double-digit scoring game to go with 7 rebounds and 4 assists.
- UIW, which has 9 true or redshirt freshmen among its 16-man roster, hit on 38 percent (19-of-50) from the field, including 50 percent (7-of-14) from 3-point range, and made 5 of 8 attempts from the free throw line. Freshman **Trey Miller** led with 12 points on 5-of-9 shooting, including 2-of-3 from 3-point range.

UIW (5-5)

No.	Name	PTS	FG	3FG	FT	O	D	R	PF	A	T	S	B	MIN	
24	GRISCTI, Benjamin	C	6	2-4	2-2	0-0	1	4	5	3	0	1	2	0	24
05	SWABY, Brandon	G	9	4-6	1-1	0-0	0	1	1	1	2	3	0	0	30
10	CISSE, Jonathan	G	7	2-5	2-4	1-1	0	0	0	1	0	6	0	0	22
12	KRAUSE, Niki	G	0	0-0	0-2	0-0	2	2	4	6	4	1	0	0	32
25	MILLER, Trey	G	12	5-9	2-3	0-1	0	2	2	1	1	0	0	1	29
03	DENNIS, Davonte	7	3-6	0-1	1-2	0	5	5	3	2	3	0	1	0	22
13	MORGAN, Josh	5	2-4	0-0	1-2	0	2	2	1	1	2	0	0	0	16
23	PAYNE III, Stephon	0	0-4	0-0	0-0	1	3	4	0	0	0	0	0	0	13
10	HAYMAN, Dylan	4	1-3	0-1	2-2	0	0	0	0	2	0	0	0	0	11
04	ABRAM, Reggie	0	0-0	0-0	0-0	0	0	0	0	0	0	0	0	0	0+
33	BEYNTIL, Gabe	0	0-0	0-0	0-0	0	0	0	0	0	0	0	0	0	0+
TEAM						1	2			1					
TOTALS			50	19-50	7-14	5-8	5	20	25	12	14	20	3	2	200

	FG	FG%	3FG	3FG%	FT	FT%
1st Half	11-28	39.3	3-6	50.0	3-4	75.0
2nd Half	8-22	36.4	4-8	50.0	2-4	50.0
GAME	19-50	38.0	7-14	50.0	5-8	62.5

Deadball Rebounds: 1, 0
Biggest Run: 9 (4:45 1H)
Largest Lead: None
Technical Fouls: None

K-STATE (9-1)

No.	Name	PTS	FG	3FG	FT	O	D	R	PF	A	T	S	B	MIN	
03	N'GUESSAN, David	F	12	5-5	1-1	1-2	1	2	1	1	0	0	0	20	
11	JOHNSON, Keyontae	F	18	7-9	3-5	1-2	1	3	4	1	5	1	3	0	24
35	TOMLIN, Nae'Qwan	F	15	7-9	1-1	0-2	2	7	9	1	1	1	1	0	23
01	NOWELL, Markquis	G	10	3-7	2-3	2-2	0	5	5	1	8	2	1	0	23
05	CARTER, Cam	G	10	4-8	1-4	1-2	0	0	0	3	3	1	1	0	27
04	GREENE, Tykei	G	6	2-7	0-3	2-2	2	3	5	1	0	0	1	0	17
13	SILLS, Desi	14	6-12	1-5	1-2	1	2	3	0	4	2	2	0	0	26
24	FINISTER, Dorian	10	4-5	2-2	0-0	2	5	7	0	4	0	1	0	0	22
25	MASSOUD, Ismael	3	1-2	1-2	0-0	0	2	2	1	0	0	1	0	0	14
21	AWBREV, Nate	0	0-2	0-0	0-0	0	0	0	0	0	1	0	0	0	5+
TEAM						1	0	1							
TOTALS			98	39-66	12-26	8-14	10	28	38	9	26	8	11	0	200

	FG	FG%	3FG	3FG%	FT	FT%
1st Half	17-34	50.0	6-16	37.5	5-9	55.6
2nd Half	22-32	68.8	6-10	60.0	3-5	60.0
GAME	39-66	59.1	12-26	46.2	8-14	57.1

Deadball Rebounds: 3, 0

Biggest Run: 27 (13:50 2H)

Largest Lead: 52 (5:24 2H)

Technical Fouls: Greene

Officials: Doug Simons, Tony Padilla, Antonio Petty

Attendance: 7,042 | Start Time: 2:01 p.m. | Game Duration: 1:46

UIW led for 0:00 // K-State led 39:39 // Game was tied for 0:21

Lead Changes: 0 // Times Tied: 0

Points From	Off Turnovers	Paint	2nd Chance	Fast Break	Bench
UIW	10	16	0	4	16
K-State	28	48	13	16	33

11 NEBRASKA

Dec. 17, 2022 | Kansas City, Mo. / T-Mobile Center

Nebraska	26	30	—	56
K-STATE	39	32	—	71

- Senior **Keyontae Johnson** collected his second double-double of the season to pace four Wildcats in double figures, as K-State led from nearly start to finish in earning a 71-56 win over former conference foe Nebraska in the 11th Wildcat Classic on Dec. 17 before 13,184 fans at the T-Mobile Center.
- The win helped K-State (10-1) continue its best start to a season since 2016-17, as the Wildcats snapped a 4-game skid in the T-Mobile Center while handing Nebraska (6-6) its seventh straight defeat in the series.
- Johnson led all scorers with a game-high 23 points on 9-of-13 field goals, including 2-of-3 from 3-point range, to go with a game-best 11 rebounds, 2 assists and a career-tying 4 steals in 34 minutes. It was his 15th career double-double, including his seventh with at least 20 points and 10 rebounds, while it was his 11th career 20-point contest.
- Johnson was joined in double figures by junior **Nae'Qwan Tomlin**, who scored 15 points on 6-of-10 shooting, including 2-of-5 from long range, along with senior **Markquis Nowell** and sophomore **Cam Carter**, who finished with 13 and 10 points, respectively. Nowell added a game-high 7 assists.
- K-State playing in its first Wildcat Classic since a 66-63 loss to Saint Louis in 2019, used a strong finish to the first half to build a double-digit lead at the break. The Wildcats continued to extend that lead in the first 11 minutes of the second half, building as much as a 19-point lead at 59-40 before Nebraska head coach **Fred Hoiberg** called a timeout with just over 9 minutes to play.
- The timeout seemed to ignite the Cornhuskers, as they rattled off 10 straight points to cut the deficit to 59-50 with under 4 minutes to play before a corner 3-pointer by freshman Jamarques Lawrence got them to within 62-55 with 1:19 remaining. However, they could get no closer as the Wildcats scored 7 straight points and 9 of the last 10 points — all from the free throw line — to close it out.
- After connecting on 48.4 percent (15-of-31), including 40 percent (6-of-15) from 3-point range, in the first half, K-State had to survive a poor second-half shooting performance, where he hit on just 31 percent (9-of-29) from the field, including 30.8 percent (4-of-13) from beyond the arc. For game, the Wildcats connected on 40 percent (24-of-60) from the field, including 35.7 percent (10-of-28) from 3-point range, while making 13 of 19 free throws.

NEBRASKA (6-6)

No.	Name	PTS	FG	3FG	FT	O	D	R	PF	A	T	S	B	MIN	
04	GARY, Juwan	F	8	3-9	0-2	2-2	5	6	11	3	1	2	4	1	29
13	WALKER, Derrick	F	7	1-5	0-0	5-6	1	5	6	4	3	0	0	2	27
00	WILCHER, C.J.	G	3	1-7	1-4	0-0	0	4	4	1	1	2	0	0	26
05	GRIESE, Sam	G	4	2-4	0-1	0-0	0	0	0	1	1	2	1	0	24
25	BANDOUNEL, Emmanuel	G	7	2-10	0-3	3-6	2	1	3	1	2	2	1	1	34
15	KELTA, Blaise	0	0-0	0-0	0-0	0	0	0	1	0	1	0	0	0	2
30	TOMLIN, Nae'Qwan	5	1-8	0-4	3-3	0	3	3	1	0	1	0	0	0	19
10	LAURENCE, Jamarques	9	3-4	2-3	1-2	0	5	5	3	1	0	1	0	0	18
32	BRENDENBACH, Wilhelm	13	5-9	1-4	2-2	3	2	5	3	0	1	1	1	0	22
TEAM						2	0	2			2				
TOTALS		56	18-56	4-21	16-22	13	26	39	18	9	18	8	5	200	

	FG	FG%	3FG	3FG%	FT	FT%
1st Half	9-30	30.0	1-8	12.5	7-7	100.0
2nd Half	9-26	34.6	3-13	23.1	9-15	60.0
GAME	18-56	32.1	4-21	19.0	16-22	72.7

Deadball Rebounds: 3, 0
Biggest Run: 10 (3:55 2H)
Largest Lead: 2 (19:08 1H)
Technical Fouls: None

K-STATE (10-1)

No.	Name	PTS	FG	3FG	FT	O	D	R	PF	A	T	S	B	MIN
03	N'GUESSAN, David	F	3	1-4	0-0	1-3	3	5	8	3	3	1	1	31
11	JOHNSON, Keyontae	F	23	9-13	2-3	3-6	5	6	11	1	2	4	4	0
35	TOMLIN, Nae'Qwan	F	15	6-10	2-5	1-2	1	6	7	3	2	0	2	34
01	NOWELL, Markquis	G	13	3-14	3-11	4-4	0	1	1	1	7	2	2	0
05	CARTER, Cam	G	10	3-10	2-5	2-2	0	2	2	3	2	2	0	0
13	SILLS, Desi	5	1-6	1-3	2-2	0	4	4	3	4	2	0	0	28
04	GREENE, Tykei	2	1-3	0-1	0-0	1	1	2	1	0	1	0	0	10
TEAM						2	3	5			2			
TOTALS		71	24-60	10-28	13-19	12	28	40	15	20	14	9	3	200

	FG	FG%	3FG	3FG%	FT	FT%
1st Half	15-31	48.4	6-15	40.0	3-6	50.0
2nd Half	9-29	31.0	4-13	30.8	10-13	76.9
GAME	24-60	40.0	10-28	35.7	13-19	68.4

Deadball Rebounds: 4, 0

Biggest Run: 8 (15:09 1H)

Largest Lead: 19 (8:56 2H)

Technical Fouls: None

Officials: Kipp Kissinger, Chance Moore, Kelly Pfeiffer
Attendance: 13,184 | Start Time: 6:02 p.m. | Game Duration: 2:06
Nebraska led for 0:28 // K-State led 38:40 // Game was tied for 0:52
Lead Changes: 1 // Times Tied: 0

Points From	Off Turnovers	Paint	2nd Chance	Fast Break	Bench
Nebraska	13	28	13	9	27
K-State	19	22	13	4	7

12 RADFORD

Dec. 17, 2022 | Manhattan, Kan. / Bramlage Coliseum

Radford	28	37	—	65
K-STATE	31	42	—	73

- Junior **Nae'Qwan Tomlin** led four Wildcats in double figures with a season-high 26 points, as K-State concluded its December non-conference schedule with a 73-65 win over Radford on Dec. 21 on before 6,939 fans at Bramlage Coliseum.
- K-State (11-1) headed into its 10-game holiday break with a 5-game winning streak, as the Wildcats continued their best start to a season since 2016-17. The 11 non-conference wins are the most since 2017-18 and tied six other teams for the third-most in a single season since 2006-07.
- Tomlin, who has now scored in double figures in 5 consecutive games, earned his first 20-point game as a Wildcat by connecting on 11-of-18 field goals, which included 4 dunks, to go with a 3-pointer and all 3 free throws attempted. He also tied a season-high with 9 rebounds to go with 2 blocks, 1 assist and 1 steal.
- Tomlin was joined in double figures by senior **Keyontae Johnson**, who shook off a poor shooting night to post 16 points on 6-of-15 shooting, as well as seniors **Markquis Nowell** and **Desi Sills**, who each added 10 points. The team has now had at least four double-digit scorers in each of the last four games.
- On the strength of Tomlin's play, K-State took control of the game with a 9-0 run late in the first half then held a double-digit lead for much of the second half before a scrappy Radford (6-7) created some anxious moments for the home team. The Highlanders used a 13-2 run to cut the deficit to 71-65 with less than a minute to play. However, the Wildcats were able to hold off any further rally with a big steal from Sills on a tie-up and a pair of free throws from Johnson.
- In addition to his scoring, Nowell also dished out a game-high 11 assists to record his 11th career double-double, including his seventh at K-State, and his third of the season. His 7 career double-doubles as a Wildcat extended his school record. He reached 100 assists in 12 games, which is the fastest in school history.
- Johnson also reached a milestone, as the first of his two free throws with 20 seconds remaining gave him 1,000 points for his career. He has now scored in double figures in all 12 games this season.
- K-State connected on 49.2 percent (29-of-59) from the field, including 57.1 percent (24-of-42) from inside the 3-point arc, and hit on 66.7 percent (10-of-15) from the line. The team also tallied 46 points in the paint, which marked the third time in 4 games that they have posted 40 or more points in the paint.

RADFORD (6-7)

No.	Name	PTS	FG	3FG	FT	O	D	R	PF	A	T	S	B	MIN	
00	ARCHER, Justin	F	2	1-3	0-0	0-2	2	1	3	3	0	0	0	0	16
15	NIANG, Madiaw	F	0	0-0	0-0	0-1	1	2	3	1	2	0	0	0	17
01	SMITH, DaQuan	G	12	5-10	2-4	0-0	0	5	5	3	2	1	1	0	30
02	JEFFERS, Josiah	G	10	4-11	1-2	1-4	0	1	1	1	3	2	0	0	29
14	ANTONIE, Bryan	G	9	3-8	1-4	2-2	1	3	4	0	0	0	0	0	21
13	JULES, Shaquan	6	3-3	0-0	0-1	3	2	5	1	0	0	0	0	0	16
12	EZEAKUO, Onyebuchi	0	0-5	0-0	0-0	0	0	0	1	2	3	1	0	0	15
03	GILES, Kenyon	20	7-11	3-4	3-4	0	1	1	0	1	1	1	0	0	24
54	YAMAZAKI, Iku	6	1-4	0-3	4-4	0	0	0	1	1	0	0	0	0	13
05	KOURESSI, Souleymane	0	0-2	0-0	0-0	0	0	0	0	0	0	0	0	0	7
21	PIERCE, D'Aunray	0	0-2	0-0	0-0	0	1	1	3	2	0	1	1	0	11
TEAM						2	2	4			1				
TOTALS		65	24-59	7-20	10-18	9	18	27	14	13	8	5	2	200	

	FG	FG%	3FG	3FG%	FT	FT%
1st Half	11-29	37.9	4-10	40.0	2-3	66.7
2nd Half	13-30	43.3	3-10	30.0	8-15	53.3
GAME	24-59	40.7	7-20	35.3	10-18	55.6

Deadball Rebounds: 5, 2
Biggest Run: 8 (19:08 2H)
Largest Lead: 5 (17:09 1H)
Technical Fouls: Yamazaki (4:38 2H)

K-STATE (11-1)

No.	Name	PTS	FG	3FG	FT	O	D	R	PF	A	T	S	B	MIN	
03	N'GUESSAN, David	F	7	3-5	0-0	1-3	2	5	7	2	2	1	0	0	21
11	JOHNSON, Keyontae	F	16	6-15	0-4	4-7	3	4	7	1	3	0	0	0	36
35	TOMLIN, Nae'Qwan	F	26	11-18	1-4	3-3	6	3	9	2	1	0	0	1	23
01	NOWELL, Markquis	G	10	3-6	2-4	2-2	0	4	0	11	6	2	0	0	36
05	CARTER, Cam	G	2	1-5	0-2	0	1	4	5	3	2	0	1	0	27
13	SILLS, Dessi	F	10	4-7	2-3	0-0	0	4	4	1	0	3	2	0	32
23	NYOLA, Abayomi	F	2	1-3	0-0	0-0	1	2	3	0	1	0	0	2	11
25	MASSOUD, Ismael	F	0	0-0	0-0	0-0	0	0	0	1	1	0	0	0	5
TEAM							0	2	2		1				
TOTALS			73	29-59	5-17	10-15	13	28	41	20	12	6	5	206	
															Deadball Rebounds: 2, 1
1st Half			13-32	40.6	4-16	33.3	1-2		50.0						Biggest Run: 11 (4:22) 2H
2nd Half			16-27	59.3	1-5	20.0	9-12		69.2						Biggest Run: 17 (5:53) 2H
GAME			29-59	49.2	5-17	29.4	10-15		66.7						Tactical Fouls: Team (13:46) 2H

2022-23 BOXSCORES/RECAPS

13 24/24 WEST VIRGINIA

Dec. 31, 2022 | Manhattan, Kan. / Bramlage Coliseum

24/24 West Virginia	32	34	10	—	76
K-STATE	21	45	16	—	82

► Senior **Markquis Nowell** scored 21 of his game-high 23 points in the second half and overtime to help K-State rally from a double-digit halftime deficit to hand No. 24/24 West Virginia an 82-76 loss in both teams' Big 12 opener on New Year's Eve before 8,199 fans at Bramlage Coliseum.

► Nowell finished the night 3 steals shy of a triple-double, dishing out a game-high 10 assists to go with a career-tying 7 steals in 43 minutes of action. It was just the sixth 20-point/10-assist game in school history, including the second such game by Nowell after his 29-point, 11-assist effort vs. Nevada on Nov. 22.

► Nowell was joined in double figures by senior **Keyontae Johnson**, who scored 18 points on 24-of-13 field goals and 6-of-9 free throws, as well as fellow senior **Abayomi Iyiola** and junior **Nae'Qwan Tomlin**, who added 14 and 11 points, respectively. Iyiola went 6-of-7 from the field to go with a pair of clutch free throws, along with a team-high 8 rebounds.

► The victory was anything but easy, as the Mountaineers (10-3, 0-1 Big 12) jumped out to a 17-3 lead behind their stellar defense, which held the Wildcats without a field goal for nearly 6 minutes until a layup by Johnson with 14:04 to play before halftime. WVU led by 11 at the half, holding K-State to just 21 points on 29 percent (9-of-31) shooting, including misses on all 8 3-point attempts.

► Nowell sparked the Wildcats to open the second half, scoring the team's first 5 points, as they slowly started to chip away at the double-digit deficit. He tied it at 42-all on a free throw with just over 13 minutes to play before Johnson's layup 13 seconds later gave them their first lead of the contest. Six different Wildcats scored in the 23-10 run out of halftime, including 11 from Nowell.

► Just as the Wildcats had done to start the second half, the Mountaineers made their own comeback, using a 10-4 run to take a 63-62 lead on a layup by senior **Tre Mitchell** with 1:03 to play. A Johnson jumper and 2 free throws from Iyiola helped K-State take a 66-63 lead with 13 seconds before a wild sequence capped by a 3-pointer from **Kedrian Johnson** sent the game into overtime.

► The Wildcats grabbed the momentum to start overtime, scoring 11 of the first 15 points to take a 77-70 lead with 1:24 to play. Although the Mountaineers got a 3-pointer from Mitchell on the next possession, Nowell answered with his own 3-point play with 53 seconds for an 80-73 advantage and they were able to salt the game away with 2 more Nowell free throws for the final margin.

WEST VIRGINIA (10-3, 0-1 Big 12)														
No.	Name	PTS	FG	3FG	FT	O	D	R	PF	A	T	S	B	MIN
01	MATTHEWS, Jr., Emmitt	F	12	5-10	0-4	2-2	0	5	5	2	0	0	1	39
03	MITCHELL, Tre	F	16	5-12	2-4	4-4	3	10	13	4	2	4	0	41
15	BELL, Jr., Jimmy	F	8	3-3	0-0	2-8	3	0	3	3	1	3	1	18
00	JOHNSON, Kedrian	G	9	1-10	1-4	6-8	3	6	9	5	7	3	0	37
10	STEVENSON, Erik	G	7	3-10	0-2	1-2	1	2	5	1	2	0	0	22
11	WAGUE, Mohamed	10	3-4	0-0	4-10	8	2	10	2	0	3	1	3	27
05	TOUSSAINT, Joe	5	2-5	1-2	0-2	0	1	1	5	1	2	0	0	17
14	WILSON, Seth	4	2-5	0-2	0	1	1	2	1	0	1	1	0	12
02	JOHNSON, Kobe	5	2-4	0-0	1-2	0	1	1	0	0	2	0	0	13
TEAM						2	2	4						
TOTALS		76	26-63	4-18	20-38	21	29	50	27	12	20	4	4	225
		FG	FG%	3FG	3FG%	FT	FT%	Deadball Rebounds: 11, 1						
1st Half		12-31	38.7	1-8	12.5	7-16	43.8	Biggest Run: 11 (15:21 1H)						
2nd Half		11-24	45.8	2-8	25.0	10-16	62.5	Largest Lead: 14 (12:21 1H)						
OT		3-8	37.5	1-2	50.0	3-6	50.0	Technical Fouls: Stevenson						
GAME		26-63	41.3	4-18	22.2	20-38	52.6							

K-STATE (12-1, 1-0 Big 12)														
No.	Name	PTS	FG	3FG	FT	O	D	R	PF	A	T	S	B	MIN
11	JOHNSON, Keyontae	F	18	6-13	0-3	6-9	3	3	6	4	2	1	0	34
35	TOMLIN, Nae'Qwan	F	11	4-11	0-1	3-8	2	1	3	4	1	0	4	36
23	IYOLA, Abayomi	C	14	6-7	0-0	2-2	3	5	8	5	0	1	0	22
01	NOWELL, Markquis	G	23	6-14	1-5	10-13	1	2	3	1	10	3	7	43
05	CARTER, Cam	G	0	0-8	0-2	0	1	3	4	3	2	1	1	22
13	SILLS, Desi	9	4-9	1-3	0-0	1	3	4	3	2	2	1	0	33
25	MASSOUD, Ismael	5	2-5	1-2	0-0	1	2	5	1	1	0	0	0	20
04	GREENE, Tykei	2	1-2	0-0	0-2	1	4	5	1	1	0	0	0	14
TEAM						1	0	1						2
TOTALS		82	29-69	3-16	21-34	14	22	36	19	11	13	1	4	225
		FG	FG%	3FG	3FG%	FT	FT%	Deadball Rebounds: 9, 1						
1st Half		9-31	29.0	0-8	0.0	3-7	42.9	Biggest Run: 8 (4:46 1H)						
2nd Half		16-33	48.5	3-8	37.5	10-18	55.6	Largest Lead: 8 (10:21 2H)						
OT		4-5	80.0	0-0	0.0	8-9	88.9	Technical Fouls: None						
GAME		29-69	42.0	3-16	18.8	21-34	61.8							

Officials: Kipp Kissinger, Jeb Hartness, Marques Pettigrew
Attendance: 8,199 | Start Time: 6:01 p.m. | Game Duration: 2:51
WVU led for 25:49 // K-State led for 16:18 // Game was tied for 2:53
Lead Changes: 3 // Times Tied: 4

Points From	Off Turnovers	Paint	2nd Chance	Fast Break	Bench
WVU	18	40	24	5	24
K-State	22	48	9	12	16

14 AT 6/6 TEXAS

Jan. 3, 2023 | Austin, Texas / Moody Center

6/6 Texas	40	63	—	103
K-STATE	58	58	—	116

► All 5 starters scored in double figures, including a career-best 36 points from senior **Markquis Nowell**, as K-State broke the school record for points in a 116-103 victory at No. 6/6 Texas on Jan. 3 to hand the Longhorns their first loss in the brand-new Moody Center before a sold-out crowd of 10,763 fans.

► The point total not only broke the school record, but it also tied the Big 12 record for points scored in a league game, as Baylor scored 116 in a win at Texas A&M on Jan. 23, 2008. It also set the Big 12 record for most combined points.

► The 116 points eclipsed the previous mark of 115, which first came against Delaware State on Dec. 7, 1991, then again vs. Fresno State in the NIT on March 24, 1994. It was also the most-ever in a road game, surpassing the 108 at Iowa State on Jan. 29, 1975, while it was most in a conference game, topping the 114 scored against Nebraska at home on Jan. 10, 1987, and the most in a Big 12 game, surpassing the 111 vs. Missouri at home on Jan. 3, 1998.

► According to *ESPN Stats & Info*, K-State's 116 points marked the most by an unranked team in a win over a top-10 opponent since Missouri scored 119 against Iowa State in 1988 and most-ever in a road game.

► Nowell led a tremendous all-around effort by the Wildcats, who connected on 61 percent (36-of-59) from the field, including 56.5 percent (13-of-23) from 3-point range, and set a school-record by hitting on 93.9 percent (31-of-33) of their attempts from the free throw line. It marked the first time the team has shot better than 60 percent against a Big 12 opponent since 2018, while the 13 treys tied for the sixth-most made in a conference game.

► Nowell nearly became the first player in school history with a 30-point, 10-assist game, as he dished out a game-high 9 assists to go with 3 steals in 38 minutes. His 36 points came on 9-of-14 field goals, including 6-of-9 from 3-point range, and a perfect 12-of-12 effort from the free throw line. It was the seventh-most points by a Wildcat in a Big 12 game and the most since **Barry Brown, Jr.**, scored 38 points vs. Oklahoma State on Jan. 10, 2018.

► Nowell was joined in double figures by senior **Keyontae Johnson**, who tied his career-high with 28 points to go with a near double-double himself with a game-high 9 rebounds and 5 assists, along with a career-best 17 points from sophomore **Cam Carter**, as well as 11 and 10 points, respectively from junior **Nae'Qwan Tomlin** and senior **Abayomi Iyiola**.

TEXAS (12-2, 1-1 Big 12)														
No.	Name	PTS	FG	3FG	FT	O	D	R	PF	A	T	S	B	MIN
00	ALLEN, Timmy	F	10	3-7	0-0	4-5	0	1	4	3	1	1	0	25
01	DISU, Dylan	F	2	1-2	0-0	0-0	0	2	2	2	2	1	0	10
22	MITCHELL, Dillon	F	8	4-8	0-0	0-2	2	0	2	3	1	0	0	23
04	HUNTER, Tyrese	G	29	8-16	5-9	8-8	0	1	1	4	1	2	3	30
05	CARR, Marcus	G	27	10-17	4-10	3-3	0	6	6	4	6	3	0	36
10	RICE, SirJabari	16	6-10	1-3	3-3	1	5	6	1	2	1	2	1	30
32	BISHOP, Christian	5	1-2	0-1	3-4	0	1	1	0	1	0	0	0	17
30	CUNNINGHAM, Brock	3	1-4	1-3	0-0	3	2	5	3	2	1	0	0	24
02	MORRIS, Arterio	3	1-2	0-1	1-1	0	0	5	1	0	0	0	0	10
14	ANAMEKWE, Alex	0	0-0	0-0	0-0	0	0	0	0	0	0	0	0	0+
TEAM						1	2							
TOTALS		103	35-68	11-27	22-26	7	19	26	18	9	6	3	20	200
		FG	FG%	3FG	3FG%	FT	FT%	Deadball Rebounds: 1, 0						
1st Half		13-35	37.1	5-15	50.0	9-13	69.2	Biggest Run: 10 (11:06 2H)						
2nd Half		22-33	66.7	6-12	50.0	13-13	100.0	Largest Lead: 0						
GAME		35-68	51.5	11-27	40.7	22-26	84.6	Technical Fouls: None						

K-STATE (13-1, 2-0 Big 12)														
No.	Name	PTS	FG	3FG	FT	O	D	R	PF	A	T	S	B	MIN
11	JOHNSON, Keyontae	F	28	10-16	1-4	7-7	0	9	9	2	5	3	1	38
35	TOMLIN, Nae'Qwan	F	11	4-7	1-2	2-3	1	1	2	4	2	0	1	20
23	IYOLA, Abayomi	C	10	4-5	0-0	2-2	2	4	3	1	2	0	0	14
01	NOWELL, Markquis	G	36	9-15	6-10	12-12	0	3	3	2	9	1	3	39
05	CARTER, Cam	G	17	6-9	3-3	2-3	2	6	8	1	2	3	0	38
25	MASSOUD, Ismael	4	0-4	0-2	4-4	1	3	4	2	2	1	0	0	21
13	SILLS, Desi	8	2-3	2-3	2-2	0	1	1	3	2	1	0	0	27
04	GREENE, Tykei	2	1-1	0-0	0-0	0	0	0	0	0	0	0	0	5
TEAM						0	2	2						1
TOTALS		116	36-60	13-24	31-33	6	27	33	19	23	12	5	0	200
		FG	FG%	3FG	3FG%	FT	FT%	Deadball Rebounds: 1, 0						
1st Half		21-34	61.8	8-14	57.1	8-8	100.0	Biggest Run: 9 (16:45 1H)						
2nd Half		15-26	57.7	5-10	50.0	23-25	92.0	Largest Lead: 20 (19:49 2H)						
GAME		36-60	60.0	13-24	54.2	31-33	93.9	Technical Fouls: Tomlin (14:01 2H)						

Officials: Doug Simons, Keith Kimble, Michael Greenstein
Attendance: 10,763 | Start Time: 8:01 p.m. | Game Duration: 2:39
Texas led for 0:00 // K-State led for 39:12 // Game was tied for 0:48
Lead Changes: 0 // Times Tied: 1

Points From	Off Turnovers	Paint	2nd Chance	Fast Break	Bench
Texas	9	34	8	19	27
K-State	14	42	9	13	14

15 AT 19/16 BAYLOR

Jan. 7, 2023 | Waco, Texas / Ferrell Center

19/16 Baylor	47	39	9	—	95
K-STATE	47	39	11	—	97

► On a night when **Markquis Nowell** and **Keyontae Johnson** combined for 56 points, it was reserve **Ish Massoud** who proved to be the difference, as his 3-pointer with 32 seconds in overtime lifted K-State to a thrilling 97-95 win over No. 19/17 Baylor on Jan. 7 before 9,211 fans at Ferrell Center.

► Baylor's **Adam Flagler** turned the ball over with 5.3 seconds left and Nowell was fouled immediately, making the first free throw before missing the second — snapping a streak of 29 straight makes — to allow the Bears' one more chance to either win it or force a second overtime, but junior **Caleb Lohner**'s 3-pointer was off the mark, setting off a wild celebration on the Wildcat bench.

► K-State, which is off to its best start to a season in more than 60 years (1958-59), collected its school-record third consecutive Top 25 victory, including its second in a row over a Top 20 on the road. Although the Wildcats have won as many as 4 straight games over Top 25 opponents, including as recently as the 2018-19 season, no team had ever done it in 3 straight games.

► A game after combining for 64 points in the win over No. 6/6 Texas in Austin, the tandem of Nowell (32 points) and Johnson (24 points) collectively scored their 56 points on 19-of-35 field goals, including 6-of-11 from 3-point range.

► Nowell starred yet again, posting the first 30-point/10-assist game in school history, dishing out a career-best 14 assists to go with his 32 points. Johnson, who has now scored in double figures in all 15 games, had a near double-double with 24 points and a game-high 9 boards in a career-best 43 minutes. Massoud joined the tandem in double figures with a season-high 13 points on 3-of-4 field goals (all from 3) and a perfect 4-of-4 effort from the line.

2022-23 BOXSCORES/RECAPS

16 OKLAHOMA STATE

Jan. 10, 2023 | Manhattan, Kan. / Bramlage Coliseum

Oklahoma State	32	25	—	57
11/13 K-STATE	30	35	—	65

► Senior **Markquis Nowell** continued his impressive play with a team-high 20 points and game-high 7 assists, as No. 11/13 K-State won its first game as a ranked team in nearly 4 seasons with a gritty 65-57 win over Oklahoma State on Jan. 10 before a sold-out crowd of 11,000 at Bramlage Coliseum.

► K-State, which continued its best start to a season in more than 60 years, extended its winning streak to 9 games, which is the longest since a 10-game streak from Nov. 24, 2013, to Jan. 7, 2014. The team is also 4-0 to start Big 12 play for the first time since 2012-13.

► As expected, the Wildcats took the best shot of a long and athletic Oklahoma State team, which leads the Big 12 in scoring defense (61.5) and ranks third nationally in field goal percentage defense (36.4).

► The Cowboys rode that elite defense to much as a 5-point lead in the first half, including 32-30 at halftime. However, the Wildcats scored 5 of the first 7 points out of halftime to take the lead for good on a trey by junior **Ish Massoud** at 35-34 and force a timeout by coach **Mike Boynton, Jr.**, at the 17:17 mark.

► K-State twice built a 10-point lead, including 51-41, with just over 10 minutes remaining to cap a 9-0 run and 56-46 after a layup by junior **Nae'Qwan Tomlin** with just over 7 minutes left. However, OSU make a furious comeback with 9 straight points to cut the deficit to 56-55 with 3:10 to play.

► The Wildcats were able to make key plays down the stretch to end the game on a 9-2 run, which included a highlight alley-oop dunk by senior **Keyontae Johnson** from Nowell with 38 seconds left. This 9-2 ending included a pair of free throws from senior **Abayomi Iyiola** and Nowell, the dunk by Johnson and 3 free throws from reserve senior **Desi Sills**.

► Nowell was joined in double figures by Johnson, who kept his double-digit scoring streak alive at 16 games with 12 points on 5-of-11 shooting to go with 6 rebounds and 2 assists, and Sills, who added 11 points on 3-of-8 field goals and 5-of-6 free throws to go with 3 rebounds, 2 assists and 2 steals.

► After scoring 213 points in back-to-back wins over No. 6/6 Texas and 19/17 Baylor, K-State proved it can win in a variety of ways, including on defense. The Wildcats connected on a season-low 35.6 percent (21-of-59) from the field, including 33.3 percent (9-of-27) from 3-point range, but took advantage of 16 turnovers by the Cowboys to score 19 points.

OKLAHOMA STATE (9-7, 1-3 Big 12)																	
No.	Name	PTS	FG	3FG	FT	O	D	R	PF	A	TO	S	B	MIN			
22	BOONE, Kalib	F	23	9-15	0-0	5-6	2	1	3	2	1	5	2	2	29		
23	SMITH, Tyreek	F	2	1-3	0-0	0-0	3	4	7	1	0	1	2	3	24		
00	ANDERSON III, Avery	G	0	0-3	0-2	0-0	0	2	2	1	3	2	0	0	12		
01	THOMPSON, Bryce	C	5	2-13	0-5	1-1	0	5	5	2	3	2	1	0	32		
01	WRIGHT, John-Michael	G	3	1-9	1-3	0-0	1	1	2	4	0	1	2	0	26		
04	NEWTON, Rondy	A	2	1-5	0-1	0-0	2	3	5	1	1	1	2	0	21		
02	HARRIS, Jr., Chris	3	1-4	1-3	0-0	0	2	2	3	2	1	0	0	0	18		
05	ASBERRY, Caleb	15	5-11	3-7	2-2	1	4	5	1	2	1	1	1	1	27		
13	WILLIAMS, Quion	0	0-1	0-1	0-0	1	2	3	1	1	0	0	0	0	7		
25	KOUMA, Bernard	2	1-2	0-0	0-0	1	1	2	1	0	1	1	0	4			
TEAM						4	2	6			1						
TOTALS		57	22-66	5-22	8-9	15	27	42	17	13	16	11	6	200			
		FG	FG%	3FG	3FG%	FT	FT%	Deadball Rebounds: 2, 0									
1st Half		13-35	37.1	5-15	50.0	9-13	69.2	Biggest Run: 11 (3:18 1H)									
2nd Half		22-33	66.7	6-12	50.0	13-13	100.0	Largest Lead: 5 (3:18 1H)									
GAME		35-68	51.5	11-27	40.7	22-26	84.6	Technical Fouls: None									

K-STATE (15-1, 4-0 Big 12)																	
No.	Name	PTS	FG	3FG	FT	O	D	R	PF	A	TO	S	B	MIN			
11	JOHNSON, Keyontae	F	12	5-11	0-2	2-6	1	5	6	2	2	4	0	1	36		
35	TOMLIN, Nae'Qwan	F	6	3-13	0-3	0-0	5	2	7	2	1	0	3	31			
23	IYIOLA, Abayomi	C	4	0-2	0-0	4-4	3	4	7	3	0	3	0	16			
01	NOWELL, Markquis	G	20	6-12	5-10	3-3	1	4	5	3	7	4	2	0	38		
05	CARTER, Cam	G	6	2-5	2-3	0-0	0	6	6	0	2	2	0	22			
13	SILLS, Desi	11	3-8	0-2	5-6	0	3	3	1	2	1	2	1	30			
25	MASSOUD, Ismael	6	2-7	2-6	0-0	1	1	2	0	0	0	2	0	15			
04	GREENE, Tykei	0	0-1	0-1	0-0	0	0	0	0	1	0	0	0	11			
TEAM						3	6				1						
TOTALS		65	21-59	9-27	14-19	14	28	42	11	15	16	6	5	200			
FG		FG%	3FG	3FG%	FT	FT%	Deadball Rebounds: 2, 0										
1st Half		10-31	32.3	5-15	33.3	5-6	83.3	Biggest Run: 10 (13:46 2H)									
2nd Half		11-28	39.3	4-12	33.3	9-13	69.2	Largest Lead: 10 (10:10 2H)									
GAME		21-59	35.6	9-27	33.3	14-19	73.7	Technical Fouls: None									

Officials: Kipp Kissinger, Rick Crawford, Bert Smith
Attendance: 11,000 | Start Time: 6:01 p.m. | Game Duration: 2:07
OSU led for 10:01 // K-State led 28:15 // Game was tied for 1:44
Lead Changes: 0 // Times Tied: 1

Points From	Off Turnovers	Paint	2nd Chance	Fast Break	Bench
OSU	10	30	16	9	24
K-State	19	20	0	11	17

17 AT 17/17 TCU

Jan. 14, 2023 | Fort Worth, Texas / Schollmaier Arena

17/17 TCU	43	39	—	82
11/13 K-STATE	29	39	—	68

► No. 11/13 K-State saw its 9-game winning streak end on Jan. 14, as No. 17/17 TCU used its stellar defensive pressure to harass the Wildcats into 20 turnovers, which the Horned Frogs converted into 26 points, en route to an 82-68 win before 5,884 fans at Schollmaier Arena.

► TCU, which took control with a 10-0 run midway through the first half, led by 14 points at the half and by as many as 25 in the second half before K-State was able to cut the deficit to 12 on two occasions late. However, the Wildcats could go no closer, as they lost for the first time in nearly 7 weeks.

► Senior **Keyontae Johnson** led three players in double figures with a near double-double of 18 points and 9 rebounds in 38 minutes, while senior **Markquis Nowell** finished with 16 points but with his second-fewest assists (4) on the season to go with 2 rebounds and 2 steals in nearly 38 minutes. Senior **Tykei Greene** provided a spark in the second half with a season-high 11 points on 5-of-7 shooting. Junior **Nae'Qwan Tomlin** grabbed a season-best 10 boards and dished out a season-high 5 assists to go with his 8 points.

► Four Horned Frogs scored in double figures led by senior **Emanuel Miller's** game-high 23 points, while sophomore **Eddie Lampkin** was a force in the paint with 17 points on 6-of-7 shooting. Presaison Big 12 Player of the Year **Mike Miles, Jr.**, notched a double-double with 13 points and a game-high 11 assists.

► A motivated TCU team, which lost on a last-second shot to No. 25/25 Iowa State at home on Jan. 7 before losing an 18-point lead at No. 10/10 Texas on Wednesday, showed why they are the nation's top-ranked transition team (21.4 points per game), using its 15 steals to post a 32-13 advantage in fast-break points. The 32 fast-break points are the most allowed to an opponent since the stat has been kept starting in 2000-01.

► The Horned Frogs were efficient on the offensive end, connecting on 46.5 percent (33-of-71) from the field, while recording an opponent season-high 54 points in the paint. They had 22 assists, including a game-high 11 from Miles, with just 10 turnovers. They also were called for just 8 personal fouls.

► The Wildcats finished at 43.1 percent (28-of-65) from the field, including 28.6 percent (6-of-21) from 3-point range, while making 6 of its 7 free throws.

TCU (14-3, 3-2 Big 12)																
No.	Name	PTS	FG	3FG	FT	O	D	R	PF	A	TO	S	B	MIN		
02	MILLER, Emanuel	F	23	9-17	2-3	3-4	4	4	8	1	4	3	1	0	34	
05	O'BANNON, Chuck	F	2	1-4	0-3	0-0	2	3	5	1	0	0	4	3	20	
04	LAMPKIN, Eddie	C	17	6-7	0-0	5-8	4	2	6	1	1	1	1	0	20	
01	MILES, Mike	G	13	6-15	0-5	1-1	1	4	5	1	11	1	3	0	34	
10	BAUGH, Damion	G	11	5-11	0-4	1-2	1	4	5	0	2	1	2	0	37	
11	WALKER, Rondel	3	1-3	1-2	0-0	0	2	2	2	0	0	0	0	0	8	
12	CORK, Xavier	3	1-3	0-0	1-2	1	1	2	1	0	0	0	0	0	16	
21	COLES, Jakobe	A	1-5	0-2	2-2	1	4	5	1	3	3	2	1	4		
13	WELLS, Shadada	A	2-5	0-0	0-0	0	0	0	0	0	1	0	2	0	16	
25	DOUMBIA, Souleymane	2	1-1	0-0	0-0	0	0	0	0	0	0	0	0	0	1	
TEAM						0	1	1			1					
TOTALS		82	33-71	3-19	13-19	14	25	39	8	22	10	15	4	200		
		FG	FG%	3FG	3FG%	FT	FT%	Deadball Rebounds: 3, 0								
1st Half		20-40	50.0	0-7	0.0	3-5	60.0	Biggest Run: 10 (10:57 1H)								
2nd Half		13-31	41.9	3-12	25.0	10-14	71.4	Largest Lead: 25 (10:49 2H)								
GAME		33-71	46.5	3-19	15.8	13-19	68.4	Technical Fouls: None								

K-STATE (15-2, 4-1 Big 12)																	
No.	Name	PTS	FG	3FG	FT	O	D	R	PF	A	TO	S	B	MIN			
11	JOHNSON, Keyontae	F	18	7-16	0-2	4-4	3	6	9	2	2	7	2	1	38		
35	TOMLIN, Nae'Qwan	F	8	4-7	0-0	0-0	3	7	10	2	5	3	0	0	29		
23	IYIOLA, Abayomi	C	0	0-3	0-0	0-0	1	1	2	2	0	2	1	0	10		
01	NOWELL, Markquis	G	16	6-14	2-7	2-2	0	2	2	2	4	6	2	0	38		
05	CARTER, Cam	G	4	2-8	0-4	0-0	1	4	5	2	0	1	2	1	25		
13	SILLS, Desi	5	2-3	1-2	0-0	0	1	3	3	2	2	0	0	1	31		
25	MASSOUD, Ismael	6	2-7	2-4	0-0	1	2	3	3	2	0	0	1	18			
04	GREENE, Tykei	11	5-7	1-2	0-1	0	1	0	1	0	0	0	1	0	11		
TEAM						1	3	4			1						
TOTALS		68	28-65	6-21	6-7	13	26	39	17	20	8	4	200				
		FG	FG%	3FG	3FG%	FT	FT%	Deadball Rebounds: 0, 1									
1st Half		12-33	39.4	3-9	33.3	0-0	0.0	Biggest Run: 7 (3:10 2H)									
2nd Half		15-32	46.9	3-12	25.0	6-7	85.7	Largest Lead: 5 (11:52 1H)									
GAME		28-65	43.1	6-21	28.6	6-7	85.7	Technical Fouls: None									

Officials: Ray Natili, Amy Bonner, Tyler Kumpf
Attendance: 5,884 | Start Time: 1:05 p.m. | Game Duration: 1:57
TCU led for 32:47 // K-State led 3:55 // Game was tied for 3:18
Lead Changes: 3 // Times Tied: 3

Points From	Off Turnovers	Paint	2nd Chance	Fast Break	Bench
TCU	26	54	20	32	16
K-State	8	40	8	13	22

18 2/2 KANSAS

Jan. 17, 2023 | Manhattan, Kan. / Bramlage Coliseum

2/2 Kansas	39	33	10	—	82
13/15 K-STATE	44	28	11	—	83

► Senior <

2022-23 BOXSCORES/RECAPS

19 TEXAS TECH

Jan. 21, 2023 | Manhattan, Kan. / Bramlage Coliseum

Texas Tech	33	25	—	58
13/15 K-STATE	28	40	—	68

► No. 13/15 Kansas State used a 14-2 run late in the second half to break a 50-all tie and pull away from Texas Tech, 68-58, on Jan. 21 before a sold-out crowd of 11,000 at Bramlage Coliseum.

► Senior **Markquis Nowell** led all scorers with a game-high 23 points to go with a season-high 8 rebounds, 5 assists and 2 steals, as K-State continued its strong start to the season. The Wildcats are off to their best start in more than 60 years, while they moved to 6-1 in Big 12 play for the first time since 2007-08.

► With the score knotted at 50-all, K-State took control of the game with its late 14-2 run. Senior **Abayomi Iyiola** started a run of 10 straight points with a free throw after the third media timeout with 7:27 to play, which was followed by a 3-pointer from senior **Keyontae Johnson**, layups by senior **Desi Sills** and junior **Ismael Massoud** and a pair of free throws from Johnson that gave the Wildcats a 60-50 lead with just under 3 to play.

► Although Texas Tech broke the 10-0 run with a bucket from senior **Fardaws Aimaq** with under 2 minutes remaining, the Red Raiders could get no closer than the rest of the way, as Nowell sealed it with 6 consecutive free throws.

► Nowell was joined in double figures by Johnson, who pulled down his third double-double of the season with 15 points and a game-high 11 rebounds, and Massoud, who added 12 points on 5-of-6 field goals, including 2-of-3 from 3-point range. Iyiola added 7 points, 5 rebounds and 2 assists.

► The Red Raiders (10-9, 0-7 Big 12), who entered the game 30th nationally in field goal percentage at 48.1 percent shooting, were held to a season-low 32.4 percent (23-of-71) shooting from the field, including 24.1 percent (7-of-29) from 3-point range, while they made just 5 of 12 free throw attempts.

► Texas Tech led 33-28 at the half on the strength of a 14-2 run, which was highlighted by a 3-pointer by Isaacs at the buzzer. The Raiders extended their lead to 45-37 with just over 13 minutes to play on a 10-2 run, but the Wildcats were able to answer with an 11-0 run to regain the lead at 48-45 near the midway point of the half before the game was tied up at 50 with 8:46 to play.

► After shooting just 34.6 percent from the field in the first half, K-State hit on 52.4 percent (11-of-21) after halftime. For the game, the Wildcats shot 42.6 percent (20-of-47) from the field, including 32 percent (8-of-25) from 3-point range, while making 74.1 percent (20-of-27) from the free throw line.

TEXAS TECH (10-9, 0-7 Big 12)																	
No.	Name	PTS	FG	3FG	FT	O	D	R	PF	A	TO	S	B	MIN			
00	OBANOR, Kevin	F	9	4-12	1-6	0-5	5	3	8	3	3	1	0	0	36		
11	AIMAQ, FARDAWS	C	6	3-8	0-0	0-0	4	2	6	2	1	4	0	0	20		
02	ISAKCS, Pop	G	13	4-16	3-11	2-2	0	2	2	1	3	1	1	0	35		
20	TYSON, Jaylon	G	8	3-12	1-6	1-2	3	4	7	4	0	0	3	1	34		
23	HARMON, De'ion	G	13	5-16	1-5	2-2	1	5	6	1	1	3	2	0	29		
12	BATCHO, Daniel	F	6	3-4	0-0	0-1	3	1	4	3	0	1	1	1	20		
01	WASHINGTON, Lamar	0	0	0-1	0-0	0-0	0	1	1	2	0	1	0	1	15		
24	WALTON, Kerwin	3	1	1-1	0-0	0-0	0	0	2	0	0	0	0	0	8		
05	ALLEN, KJ	0	0	0-1	0-0	0-0	2	0	2	1	0	0	0	0	4		
TEAM						5	0	5		2							
TOTALS		58	23-71	7-29	5-12	23	18	41	18	10	12	8	2	200			

	FG	FG%	3FG	3FG%	FT	FT%	Deadball Rebounds: 5, 1
1st Half	12-31	38.7	4-9	44.4	5-9	55.6	Biggest Run: 8 (13:20 2H)
2nd Half	11-21	52.4	3-20	15.0	0-3	0.0	Largest Lead: 9 (1:47 1H)
GAME	23-71	32.4	7-29	24.1	5-12	41.7	Technical Fouls: Batcho

K-STATE (17-2, 6-1 Big 12)																	
No.	Name	PTS	FG	3FG	FT	O	D	R	PF	A	TO	S	B	MIN			
11	JOHNSON, Keyontae	F	15	3-7	1-1	8-10	3	8	11	2	3	4	1	0	36		
35	TOMLIN, NaeQwan	F	4	2-5	0-3	0-0	1	1	2	4	1	2	0	1	21		
23	IYIOLA, Abayomi	C	7	2-4	0-1	3-4	2	3	5	1	2	0	0	1	18		
01	NOWELL, Markquis	G	23	5-12	4-11	9-10	1	7	8	1	5	3	2	0	37		
05	CARTER, Cam	G	3	1-6	1-4	0-0	0	0	0	1	2	2	0	2	31		
25	MASSOUD, Ismael	12	5-6	2-3	0-0	1	0	1	1	2	1	0	1	0	22		
13	SILLS, Desi	4	2-5	0-1	0-1	0	4	4	3	0	2	1	0	27			
03	NGUESSAN, David	0	0-0	0-0	0-2	0	0	0	0	0	0	0	0	4			
04	GREENE, Tykei	0	0-2	0-1	0-0	1	0	1	0	0	0	0	0	5			
TEAM						1	4	5									
TOTALS			68	20-47	8-25	20-27	10	27	37	13	15	14	4	5	200		

	FG	FG%	3FG	3FG%	FT	FT%	Deadball Rebounds: 5, 0
1st Half	9-26	34.6	6-17	35.3	4-8	50.0	Biggest Run: 11 (10:04 2H)
2nd Half	11-21	52.4	2-8	25.0	16-19	84.2	Largest Lead: 12 (1:03 2H)
GAME	20-47	42.6	8-25	32.0	20-27	74.1	Technical Fouls: None

Officials: Kipp Kissinger, Bret Smith, Chance Moore
Attendance: 11,000 | Start Time: 1:05 p.m. | Game Duration: 2:17
Tech led for 12:07 // K-State led 21-53 // Game was tied for 6:00
Lead Changes: 4 // Times Tied: 5

Points From	Off Turnovers	Paint	2nd Chance	Fast Break	Bench
Tech	18	30	19	4	9
K-State	13	20	14	6	16

20 AT 12/13 IOWA STATE

Jan. 24, 2023 | Ames, Iowa / Hilton Coliseum

12/13 Iowa State	31	49	—	80
5/5 K-STATE	33	43	—	76

► In a game befitting the first top-15 matchup in the 246-game history between the schools, No. 12/13 Iowa State made the right plays at the right moments to hold off a late rally by No. 5/5 Kansas State for 80-76 win on Jan. 24 before a sold-out crowd of 14,267 fans at Hilton Coliseum.

► Down 59-49 with 8:12 to play, K-State made a late charge behind the play of senior **Markquis Nowell**, who scored 5 points in a 10-1 run that closed the deficit to 60-59 at the 5:43 mark. However, senior **Caleb Grill** made his only shot — a 3-pointer — on the next possession after a big offensive rebound from freshman **Tamin Lipsey** that gave ISU a 63-59 lead and more breathing room.

► Five times down the stretch, the Wildcats closed to within one possession but each time the Cyclones seemed to answer any big shot with one of their own to remain perfect (11-0) at home. Nowell, who continued his stellar play with a game-tying 23 points and a game-high 9 assists, missed a layup with 14 seconds left that would've pulled K-State to within 76-75. Lipsey grabbed the defensive rebound and Grill sink a pair of free throws for a 78-73 lead.

► Nowell gave the Wildcats' one last chance at 78-76 with 3 seconds left after he made all 3 free throws after being fouled on a 3-pointer, but senior **Jaren Holmes** was able to knock down both free throws for the final margin.

► Nowell continued his stellar play with another near double-double, scoring a game-tying 23 points to go with a game-high 9 assists in 38 minutes. He has now scored 20 or more points 7 times this season, including on 6 occasions in Big 12 play. He was one of four Wildcats in double figures, as senior **Keyontae Johnson** grabbed his fourth double-double, including his second straight, with 15 points and 10 rebounds, while sophomore **Cam Carter** and junior **Ismael Massoud** finished with 15 and 13 points, respectively.

► Both teams shot better than 50 percent from the field in the game, including an opponent-high 57.1 percent (28-of-49) by Iowa State, which finished with advantages in points off turnovers (25-13), points in the paint (34-28) and second-chance points (17-7). K-State was able to hit on 52.1 percent (25-of-48) of its field goals, including a season-best 56.3 percent (9-of-16) from 3-point range. The 76 points were the most allowed this season by the Cyclones.

► The loss spoiled the Wildcats' debut as a Top 5 team, which is the highest in more than a decade since also ranking No. 5 on Dec. 6, 2010.

IOWA STATE (15-4, 6-2 Big 12)																
No.	Name		PTS	FG	3FG	FT	O	D	R	PF	A	TO	S	B	MIN	
21	OSUNMIYI, Osum	C	16	4-7	0-0	8-11	2	1	3	2	2	1	1	2	24	
02	GRILL, Caleb	G	5	1-4	1-4	2-2	0	3	3	4	1	1	0	0	25	
03	LIPSEY, Tamin	G	10	5-10	0-0	0-0	4	2	6	3	4	1	3	1	27	
13	HOLMES, Jaren	G	23	8-11	2-3	5-6	0	3	3	1	7	1	1	1	38	
22	KALSCHUR, Gabe	G	19	7-11	2-5	3-4	0	1	1	2	0	1	0	0	40	
00	KING, Tre	2	1-2	0-0	0-0	0	3	3	0	0	0	1	0	12		
12	JOHNS, Robert	3	1-1	0-0	1-2	0	1	1	4	0	4	0	1	13		
04	WATSON, Demarion	0	0-2	0-0	0-0	1	2	3	1	1	1	1	0	17		
24	WARD, Hason	2	1-1	0-0	0-0	0	0	0	1	0	1	1	0	2		
TEAM							2	3	5		2					
TOTALS			80	28-49	5-16	19-25	9	19	28	18	15	13	8	5	200	

	FG	FG%	3FG	3FG%	FT	FT%	Deadball Rebounds: 4, 1
1st Half	13-25	52.0	1-9	11.1	4-6	66.7	Biggest Run: 9 (10:00 1H)
2nd Half	15-24	62.5	4-7	57.1	15-19	78.9	Largest Lead: 10 (11:37 2H)
GAME	28-49	57.1	5-16	31.3	19-25	76.0	Technical Fouls: None

K-STATE (17-3, 6-2 Big 12)																	
No.	Name	PTS	FG	3FG	FT	O	D	R	PF	A	TO	S	B	MIN			
11	JOHNSON, Keyontae	F	15	6-12	0-2	3-6	1	9	10	3	0	5	2	0	34		
35	TOMLIN, NaeQwan	F	6	2-3	0-0	2-2	0	0	0	3	2	0	2	0	32		
23	IYIOLA, Abayomi	C	2	1-1	0-0	0-0	0	0	0	3	0	2	0	0	13		
01	NOWELL, Markquis	G	23	6-17	4-5	7-8	1	1	2	9	4	3	0	38			
05	CARTER, Cam	G	15	5-5	1-1	4-4	0	1	1	4	0	2	1	0	28		
25	MASSOUD, Ismael	13	4	4-6	4-5	1-2	0	0	0	5	0	0	0	0	27		
13	SILLS, Desi	0	0	0-3	0-3	0-2	0	2	2	1	2	1	1	0	21		
04	GREENE, Tykei	2	1	1-1	0-0	0-1	1	0	1	0	0	0	0	0	7		
TEAM						3	1	4									
TOTALS			76	25-48	9-16	17-25	6	14	20	22	13	14	9	0	200		

	FG	FG%	3FG	3FG%	FT	FT%	Deadball Rebounds: 5, 0
1st Half	12-25	48.0	3-9	33.3	6-10	60.0	Biggest Run: 7 (5:43 2H)
2nd Half	13-23	56.5	6-7	85.7	11-15	73.3	Largest Lead: 4 (14:44 1H)
GAME	25-48	52.1	9-16	56.3	17-25	68.0	Technical Fouls: None

Officials: Keith Kimble, James Breeding, Kelly Self
Attendance: 14,267 | Start Time: 8:05 p.m. | Game Duration: 2:19
ISU led for 26:09 // K-State led 9-52 // Game was tied for 3:59
Lead Changes: 13 // Times Tied: 7

Points From	Off Turnovers	Paint	2nd Chance	Fast Break	Bench
ISU	25	34	17	5	7
K-State	13	28	7	8	15

21 FLORIDA

Jan. 28, 2023 | Manhattan, Kan. / Bramlage Coliseum

Florida	16	34	—	50
5/5 K-STATE	37	27	—	64

► No. 5/5 K-State turned up the defensive pressure, holding Florida to a season-low 50 points on 31 percent shooting, as the Wildcats snapped a 4-game losing streak in the SEC/Big 12 Challenge with a 64-50 win over the Gators on Jan. 28 before a sold-out crowd of 11,000 at Bramlage Coliseum.

► K-State (18-3) continued its best start to a season in nearly 50 years, as the Wildcats earned their first win in the Challenge series since a 56-51 win over Georgia at home on Jan. 27, 2018. The team also finished its non-conference season at 12-1, which is the best mark since going 13-1 in 2009-10.

► After allowing 80 points on 57 percent shooting in the loss to No. 12/12 Iowa State on Tuesday, K-State set the tone for the game in the first half, playing its best defensive half of the season, as the Wildcats allowed just 16 points to the Gators (12-9) on just 20.7 percent (6-of-29) shooting.

► K-State, which never trailed in the contest, took advantage of its top-notch defensive effort to build as much as a 21-point advantage in the first half, as the Wildcats ended the half with an 11-0 run. Although Florida opened the second half with a 10-0 run that cut the deficit to 37-26, the lead never dipped below double figures, as K-State put the game away with an 11-1 run that pushed its lead to a game-high 23 points with 5 minutes remaining.

► The 50 points tied for an opponent-low, also done in wins over Wichita State and UIW, while it was the lowest field goal percentage by opponent this season.

► It was a special night for senior **Keyontae Johnson**, who recorded his third consecutive double-double, against his former team. He played his first 3 years for the Gators before a medical emergency on Dec. 12, 2020, sidelined him for much of his junior (2020-21) and all of his senior season (2021-22).

► Johnson finished with a game-tying 13 points and game-best 11 rebounds for his 18th career double-double and his fifth of the season. He was among 3 Wildcats in double figures, along with senior **Markquis Nowell** (13 points) and junior **NaeQwan Tomlin** (11 points). In all, five players had at least 9 points.

► Nowell flirted with the school's first triple-double, as he collected 13 points, a career-tying 9 rebounds and a game-high 8 assists in 33 minutes. Tomlin added 11 points and 6 rebounds. Sophomore **Cam Carter** had all-around solid night with 9 points, 5 rebounds, 4 assists and 2 steals in nearly 30 minutes.

FLORIDA (12-9)																
No.	Name		PTS	FG	3FG	FT	O	D	R	PF	A	TO	S	B	MIN	
12	CASTLETON, Colin	F	13	6-12	0-0	1-3	2	6	8	2	2	2	0	4	34	
00	JONES, Myreon	G	11	4-11	2-7	1-2	0	5	5	1	1	3	2	0	32	
05	RICHARD, Will	G	11	4-10	1-6	2-2	2	4	6	4	1	4	1	1	30	
11	LOFTON, Kyle	G	5	1-7	0-2	3-3	0	5	5	4	1	1	1	0	32	
24	KUGEL, Riley	G	7	2-9	1-4	2-2	1	4	5	2	6	0	0	1	29	
3	FUDGE, Alex	2	1-3	0-0	0-2	0	1	1	2	0	2	0	0	0	13	
14	REEVES, Kowacic	0	0-5	0-3	0-0	0	1	1	1	1	1	1	0	0	15	
2	BONHAM, Trey	1	0-0	0-0	1-2	0	1	1	1	0	1	1	1	0	10	
33	JITBOBH, Jason	0	0-1	0-0	0-0	0	0	0	0	0	0	0	1	1	5	
TEAM							1	3	4							
TOTALS			50	18-58	4-22	10-16	6	30	36	17	12	14	6	6	200	

2022-23 BOXSCORES/RECAPS

22 AT 8/8 KANSAS

Jan. 31, 2023 | Lawrence, Kan. / Allen Fieldhouse

8/8 Kansas	49	41	—	90
7/6 K-STATE	37	41	—	78

► No. 7/6 K-State could not overcome a poor shooting night, as the Wildcats shot a season-low 33.9 percent from the field in falling 90-78 to No. 8/8 Kansas in the 299th edition of the Dillons Sunflower Showdown on Jan. 31 before a sold-out crowd of 16,300 at Allen Fieldhouse.

► In just the 10th meeting as Top 10 opponents, including the first time since 2010, the Jayhawks took control of the game with a 13-3 run over a pivotal stretch late in the first half to take a 49-37 lead into the half. The Wildcats got to within striking distance at 54-48 with just under 16 to play and within single digits at 83-74 with 2:28 left but could get no closer in falling for the 17th consecutive time at Allen Fieldhouse.

► The tandem of seniors **Keyontae Johnson** and **Markquis Nowell** were impressive despite the loss, combining for 45 points, while Johnson collected his team-leading sixth double-double, including his fourth in a row, with 22 points and 12 rebounds. Nowell earned his team-best eighth 20-point game of the season with a team-best 23 points.

► Juniors **Nae'Qwan Tomlin** and **David N'Guessan** also registered double figures with 11 and 10 points, respectively. Tomlin had a near double-double for the second consecutive game against the Jayhawks, grabbing 8 rebounds. N'Guessan performed well in his first Big 12 start, scoring his 10 points to go with 6 rebounds in more than 30 minutes. He had missed the first 6 Big 12 games due to injury and only played 4 minutes off the bench vs. Texas Tech.

► Kansas (18-4, 6-3 Big 12) got a stellar effort from All-American candidate **Jalen Wilson**, who had a near double-double with 20 points and 8 rebounds. However, it was two players — junior **Dejuan Harris, Jr.**, and senior **Kevin McCullar, Jr.** — who had poor games in the previous loss to K-State on Jan. 17 who helped the Jayhawks even the season series. The duo combined for 34 points, including a career-tying 18 from Harris on 7-of-12 shooting while McCullar added a double-double with 16 points and a game-high 13 rebounds.

► Neither team shot the ball well, as Kansas hit on 40.3 percent (27-of-67) from the field, including 40.7 percent (11-of-27) from 3-point range, compared to the 33.9 percent (20-of-59) from K-State, including 33.3 percent (7-of-21) from long range. However, each team took advantage of the 47 personal fouls in the game, combining 56 points, as the Wildcats shot 86.1 percent (31-of-36) from the free throw line, while the Jayhawks made 71.4 percent (25-of-35) from the stripe.

KANSAS (18-4, 6-3 Big 12)																
No.	Name	PTS	FG	3FG	FT	O	D	R	PF	A	T	S	B	MIN		
10	WILSON, Jalen	F	20	5-15	4-9	6-8	1	7	8	3	4	5	1	0	39	
24	ADAMS, Jr., KJ	F	9	4-6	0-0	0-1	2	1	3	3	1	1	0	1	18	
03	HARRIS, Dajuan	G	18	7-12	2-6	2-4	0	0	0	3	2	1	0	1	34	
03	DICK, Grady	G	9	2-8	1-3	4-4	1	4	5	4	1	1	1	0	27	
15	MCCULLAR, Kevin	G	16	2-10	2-3	10-12	3	10	13	5	4	0	2	1	30	
23	UDEH, Ernest	3	1-1	0-0	1-2	3	3	6	4	0	0	0	1	3	10	
01	YESUFU, Joseph	5	1-7	1-4	2-3	0	0	0	0	1	1	0	0	1	14	
00	PETTIFORD, Bobby	6	3-4	0-0	0-0	1	3	4	0	1	0	0	0	0	13	
21	CLEMENCE, Zach	5	2-4	1-2	0-1	0	3	3	1	1	1	2	3	15		
TEAM						2	0	2								
TOTALS		90	27-67	11-27	25-35	13	31	44	23	15	9	8	9	200		
FG FG% 3FG 3FG% FT FT% Deadball Rebounds: 4, 0																
1st Half 14-34 41.2 8-16 50.0 13-17 76.5 Biggest Run: 8 (8:59 1H)																
2nd Half 13-33 39.4 3-11 27.3 12-18 66.7 Largest Lead: 16 (11:05 2H)																
GAME 27-67 40.3 11-27 40.7 25-35 71.4 Technical Fouls: Yesufu (0:54 1H)																

	FG	FG%	3FG	3FG%	FT	FT%	Deadball Rebounds: 4, 0
1st Half	14-34	41.2	8-16	50.0	13-17	76.5	Biggest Run: 8 (8:59 1H)
2nd Half	13-33	39.4	3-11	27.3	12-18	66.7	Largest Lead: 16 (11:05 2H)
GAME	27-67	40.3	11-27	40.7	25-35	71.4	Technical Fouls: Yesufu (0:54 1H)

K-STATE (18-4, 6-3 Big 12)																
No.	Name	PTS	FG	3FG	FT	O	D	R	PF	A	T	S	B	MIN		
03	N'GUESSAN, David	F	10	2-6	0-0	6-8	4	2	6	4	1	0	0	0	20	
11	JOHNSON, Keyontae	F	22	7-19	2-4	6-7	0	12	12	4	0	2	0	0	36	
35	TOMLIN, Nae'Qwan	F	11	4-7	1-2	2-2	1	7	8	2	1	3	0	0	32	
01	NOWELL, MarkQuis	G	23	5-18	3-11	10-11	0	3	3	4	5	2	0	0	39	
05	CARTER, Cam	G	3	1-4	1-2	0-0	1	3	4	2	2	2	1	0	19	
13	SILLS, Desi	7	0-1	0-1	7-8	0	3	3	3	2	1	1	1	35		
25	MASSOUD, Ismael	2	1-3	0-1	0-0	1	2	4	0	0	0	0	0	14		
04	GREENE, Tykei	0	0-0	0-0	0-0	0	0	0	0	0	0	0	0	2		
23	NYOLA, Abayomi	0	0-1	0-0	0-0	0	1	1	0	0	0	0	0	1	3	
TEAM						2		1	3							
TOTALS			78	20-59	7-21	31-36	9	33	42	24	10	13	4	2	200	
			FG	FG%	3FG	3FG%	FT	FT%	Deadball Rebounds: 2, 0							
1st Half		11-30	36.7	5-14	35.7	10-12	83.3		Biggest Run: 10 (6:53 1H)							
2nd Half		9-29	31.0	2-7	28.6	21-24	87.5		Largest Lead: 3 (16:24 1H)							
GAME		20-59	33.9	7-21	33.3	31-36	86.1		Technical Fouls: Coach (11:40 1H)							

Officials: John Higgins, Kipp Kissinger, Marques Pettigrew
Attendance: 16,300 | Start Time: 7:02 p.m. | Game Duration: 2:09
Kansas led for 36:32 // K-State led 1:02 // Game was tied for 2:26
Lead Changes: 2 // Times Tied: 2

Points From	Off Turnovers	Paint	2nd Chance	Fast Break	Bench
Kansas	21	28	11	21	19
K-State	12	20	6	12	9

23 10/9 TEXAS

Feb. 4, 2023 | Manhattan, Kan. / Bramlage Coliseum

10/9 Texas	25	44	—	69
7/6 K-STATE	36	30	—	66

► No. 10/9 Texas rallied from a 14-point deficit with an impressive second-half effort, as the Longhorns handed No. 7/6 K-State its first home loss with a 69-66 win on Feb. 4 before a sold-out crowd of 11,000 at Bramlage Coliseum.

► K-State had one last chance to send the game to overtime with 5 seconds left, but junior **Ishmael Massoud's** 3-pointer was off the mark at the buzzer, as Texas (19-4, 8-2) extended its lead in the Big 12 standings.

► Senior **Keyontae Johnson** led three Wildcats in double figures with a game-high 16 points on 6-of-10 field goals, including 2-of-3 from 3-point range, in 24 minutes. Senior **Desi Silles** chipped in 11 points, 5 rebounds and 3 assists, while senior **Markquis Nowell** added 10 points, 6 rebounds and 3 assists.

► Down by 14 points in the first half and 11 at halftime after shooting just 30.4 percent (7-of-23) from the field, including 11.1 percent (1-of-9) from 3-point range, the Longhorns came out on fire to start the second half, using a 14-4 run to close the deficit to 40-39 just after the first media timeout

► K-State stayed ahead for the next few minutes before a layup by **Christian Bishop** and a 3-pointer from **Sir Jabari Parker** gave Texas the lead for the first time at 51-48 with just over 10 minutes left. Twice, they built the lead to 6 points before K-State rallied to tie the game at 64-64 on a 12-6 spurt that included production from four players, including 4 points from Silles.

► The teams traded the lead over the next few minutes, including a floater by Nowell for a 66-65 lead with just over a minute to play before a driving layup by Bishop and two free throws by Parker provided the final margin.

► After shooting 30.4 percent in the first half, Texas responded by connecting on 57.1 percent (16-of-28) in the second half, including 42.9 percent (3-of-7) from 3-point range. The Longhorns finished at 45.1 percent (23-of-51) from the field, including 25 percent (4-of-16) from long range. They were stellar from the free throw line, knocking down 79.2 percent (19-of-24).

► For the game, K-State hit on 44 percent (22-of-50) from the field, including 31.6 percent (6-of-19) from 3-point range, and made 80 percent (16-of-20) from the line. The Wildcats connected on 46.2 percent (12-of-26) in first half.

► The game included 36 combined turnovers with each team scoring 19 points off those miscues, while the teams had 40 combined personal fouls.

TEXAS (19-4, 8-2 Big 12)																
No.	Name	PTS	FG	3FG	FT	O	D	R	PF	A	T	S	B	MIN		
00	ALLEN, Timmy	F	10	2-6	0-0	6-8	0	3	3	1	4	2	1	2	31	
01	DISU, Dylan	F	4	2-3	0-0	0-0	2	2	3	0	1	0	0	2	11	
23	MITCHELL, Dillon	F	2	1-2	0-0	0-0	0	3	3	4	4	1	0	20		
04	HUNTER, Tyrese	G	10	4-8	1-4	1-2	1	1	2	1	1	3	1	0	35	
05	CARR, Marcus	G	10	4-10	0-5	2-2	0	1	1	1	4	1	0	0	39	
32	BISHOP, Christian	14	6-11	0-1	2-3	5	1	6	3	0	3	2	2	26		
10	RICE, SirJabari	14	2-6	2-4	8-9	3	7	10	4	1	1	1	0	18		
30	CUNNINGHAM, Brock	5	2-4	1-2	0-0	0	3	3	4	2	2	1	0	16		
02	MORRIS, Artero	0	0-1	0-0	0-0	0	0	0	0	0	0	0	0	5		
	TEAM					0	0	0			1					
TOTALS		69	23-51	4-16	19-24	9	21	30	21	16	17	8	5	200		
FG FG% 3FG 3FG% FT FT% Deadball Rebounds: 1, 0																
1st Half 7-23 30.4 1-9 11.1 10-11 90.9 Biggest Run: 7 (18:59 2H)																
2nd Half 16-28 57.1 3-7 42.9 9-13 69.2 Largest Lead: 6 (8:44 2H)																
GAME 23-51 45.1 4-16 25.0 19-24 79.2 Technical Fouls: None																

	FG	FG%	3FG	3FG%	FT	FT%	
1st Half	7-23	30.4	1-9	11.1	10-11	90.9	Deadball Rebounds: 1, 0
2nd Half	16-28	57.1	3-7	42.9	9-13	69.2	Biggest Run: 7 (18:59-2H)
GAME	23-51	45.1	4-16	25.0	19-24	79.2	Largest Lead: 6 (8:44-2H)
							Technical Fouls: None

2022-23 BOXSCORES/RECAPS

25 AT TEXAS TECH

Feb. 11, 2023 | Lubbock, Texas / United Supermarkets Arena

Texas Tech	33	38	—	71
12/11 K-STATE	26	37	—	63

► No. 12/11 K-State had numerous chances to take the lead in the final minutes but could not quite make the right play at the right time in falling 71-63 at Texas Tech on Feb. 11 before a crowd of 12,973 at United Supermarkets Arena.

► The Wildcats had opportunities to win the game down the stretch despite a season-high 23 turnovers which the Red Raiders converted into 28 points. It is the most points allowed to an opponent via turnovers since Texas Tech scored 30 in a win at Bramlage Coliseum on Jan. 17, 2020.

► Seven times in the last 12 minutes K-State was within one possession and each time Texas Tech had an answer. The Red Raiders responded with 3-point plays after the Wildcats closed to within 2 points at 43-41 and 46-44 midway through the second half.

► K-State closed to 50-49 on 2 free throws by senior **Keyontae Johnson** and a 3-pointer from reserve **Desi Sills** with under 9 minutes to play then again at 52-51 on 2 more free throws by senior **Markquis Nowell** with 8:19 remaining. However, each time Texas Tech made a clutch shot, including a dunk by junior **D'Maurian Williams** after the Sills' 3-pointer and a layup by senior **De'Vion Harmon**, who led all scorers with 20 points, after Nowell's free throws.

► Two more free throws by Nowell gave the Wildcats' one last opportunity at 62-61 with 1:45 to play, but the Red Raiders were able to answer with a layup from sophomore **Jaylon Tyson** that ignited a 9-2 run to end the game that included a jumper from Harmon and 4 free throws from senior **Kevin Obanor**.

► Nowell led three players in double figures with 18 points, while Sills and junior **Nae'Qwan Tomlin** added 12 and 10 points, respectively. Johnson did not reach double figures for the first time this season, scoring 9 points on 3-of-11 field goals but he did grab a game-high 8 rebounds to go with 3 assists.

► For the game, K-State hit on just 35.2 percent (19-of-54) of its field goals, including 23.1 percent (6-of-26) from long range, while hitting on 67.9 percent (19-of-28) from the free throw line. Although the Wildcats were able to turn the Red Raiders over 18 times, they scored just 14 points off those miscues.

► Texas Tech got a spirited effort from Harmon — the transfer from Oklahoma and Oregon — who led all scorers with 20 points. Three others scored in double figures, including 13 from freshman **Lamar Washington** off the bench.

TEXAS TECH (13-12, 2-10 Big 12)																										
No.	Name	PTS	FG	3FG	FT	O	D	R	PF	A	TO	S	B	MIN												
00	OBANOR, Kevin	F	10	2-5	1-3	5-6	1	5	6	4	0	3	0	25												
20	TYSON, Jaylon	G	11	4-8	2-4	1-1	1	4	5	2	0	5	1	33												
22	FISHER, Elijah	G	2	1-3	0-2	0-0	0	3	3	3	0	1	1	0	13											
23	HARMON, De'Vion	G	20	7-16	1-4	5-8	0	3	3	0	4	1	1	0	31											
24	WALTON, Kerwin	G	2	0-3	0-3	2-2	0	0	0	3	0	0	0	15												
11	AIMAQ, FARDOUS		2	1-3	0-0	0-1	0	1	1	4	2	2	3	1	23											
01	WASHINGTON, Lamar		13	4-7	2-4	3-3	0	2	2	4	4	2	5	0	19											
03	WILLIAMS, D'Maurian	S	5	2-5	1-4	0-1	0	2	2	1	2	0	2	16												
04	JENNINGNS, Robert	3	1-3	0-0	1-2	3	1	4	2	0	0	0	2	13												
05	ALLEN, KJ	3	1-2	0-1	1-1	0	3	3	1	2	1	1	0	13												
TEAM						1	2	3			1															
TOTALS			71	23-55	7-25	18-25	6	26	32	24	12	18	14	4	200											
		FG	FG%	3FG	3FG%	FT	FT%	Deadball Rebounds: 9, 1																		
1st Half	12-32	37.5	4-15	26.7	5-7	71.4	Biggest Run: 6 (10:28 2H)																			
2nd Half	11-23	47.8	3-10	30.0	13-18	72.2												Largest Lead: 9 (0:28 TH)								
GAME	23-55	41.8	7-25	28.0	18-25	72.0	Technical Fouls: Obanor, Washington																			

K-STATE (19-6, 7-5 Big 12)																										
No.	Name	PTS	FG	3FG	FT	O	D	R	PF	A	TO	S	B	MIN												
03	NGUESSAN, David	F	0	0-0	0-0	0-0	1	3	4	1	2	1	0	17												
11	JOHNSON, Keyontae	F	9	3-11	1-4	2-3	2	6	8	1	3	5	0	36												
35	TOMLIN, Nae'Qwan	F	10	3-6	1-3	3-4	5	2	7	5	1	3	2	18												
01	NOWELL, Markquis	G	18	5-19	1-10	7-7	0	2	3	4	7	4	0	39												
05	CARTER, Cam	G	0	0-3	0-3	0-2	0	1	1	1	0	0	0	26												
13	SILLS, Desi	12	5-9	1-2	1-4	1	3	4	3	1	4	1	0	31												
25	MASSOUD, Ismael	6	2-4	2-4	0-0	0	2	2	3	1	1	0	0	12												
23	IYOLA, Abayomi	7	1-1	0-0	5-6	2	3	5	1	0	0	0	1	16												
04	GREENE, Tykei	1	0-1	0-0	1-2	1	1	2	1	0	0	0	0	5												
TEAM						0	1	1																		
TOTALS			63	19-54	6-26	19-28	12	24	36	22	11	23	9	4	200											
			FG	FG%	3FG	3FG%	FT	FT%	Deadball Rebounds: 5, 0																	
1st Half		9-26	34.6	3-12	25.0	5-9	55.6	Biggest Run: 6 (11:40 2H)																		
2nd Half		10-28	35.7	3-14	21.4	14-19	73.7											Largest Lead: 5 (10:19 1H)								
GAME		19-54	35.2	6-26	23.1	19-28	67.9	Technical Fouls: Sills, N'Guessan																		

Officials: Keith Kimble, Kelly Self, Brooks Wells
Attendance: 12,973 | Start Time: 6:02 p.m. | Game Duration: 2:30
Tech led for 24:21 // K-State led 10:10 // Game was tied for 5:29
Lead Changes: 7 // Times Tied: 7

Points From	Off Turnovers	Paint	2nd Chance	Fast Break	Bench
Texas Tech	28	28	5	13	26
K-State	14	26	11	11	26

26 AT OKLAHOMA

Feb. 14, 2023 | Norman, Okla. / Lloyd Noble Center

Oklahoma	36	43	—	79
12/14 K-STATE	36	29	—	65

► Oklahoma hit on an opponent season-tying 11 3-pointers, including 3 during a key 12-0 run early in the second half, as the Sooners earned a 79-65 win over No. 12/14 K-State on Feb. 14 before a crowd 5,167 at the Lloyd Noble Center.

► Oklahoma saw five players connected on at least one 3-pointer, including 3 each by senior **Grant Sherfield** and freshman **Milos Uzan**, as the Sooners tied an opponent season-high with 11 made triples while making 47.8 percent of their shots from beyond the arc. The Wildcats entered with the Big 12's best and nation's 12th-best 3-point field goal percentage defense at 28.6 percent.

► Sherfield led all scorers with 22 points to go with a game-tying 6 assists and 8 rebounds to help the Sooners snap a 4-game losing streak.

► Oklahoma carried the momentum of a 3-pointer by Sherfield that knotted the score at 36-all right before halftime into the second half, using the 12-0 run to build a double-digit lead with just over 16 minutes to play. Sherfield, senior **Tanner Groves** and Uzan all hit treys during the run.

► Down 60-45 midway through the second half, the Wildcats got some positive momentum with an 8-1 run that cut the deficit to 61-53 with over 7 minutes to play. However, the Sooners ended any hopes of a further comeback with a 9-1 run, which was capped by a 3-pointer from sophomore **Bijan Cortes** — the team's 11th trey — that extended the lead to 70-54 with 4:50 remaining.

► Overall, the Sooners scored their 79 points on 51 percent (25-of-49) shooting, including 43 points after halftime on 61.1 percent (11-of-18) shooting.

► K-State saw four players score in double figures led by junior **Nae'Qwan Tomlin**, who collected his second double-double with 17 points and a game-high 10 rebounds. Seniors **Markquis Nowell** and **Keyontae Johnson** each scored 14 points, while fellow senior **Abayomi Iyola** added 11 points.

► Sherfield was joined in double figures by Groves, who had 16 points on 5-of-7 field goals, including 2-of-3 from long range, as well as Uzan and senior **Jalen Hill**, who scored 13 and 12 points, respectively.

► Oklahoma has now won 3 straight in the series with K-State, along with the last 3 at the Lloyd Noble Center.

OKLAHOMA (13-13, 3-10 Big 12)																	
No.	Name	PTS	FG	3FG	FT	O	D	R	PF	A	TO	S	B	MIN			
01	HILL, Jalen	F	12	4-9	2-4	2-4	2	5	7	2	2	0	0	36			
35	GROVES, Tanner	F	16	5-7	2-3	4-8	0	6	6	1	1	0	2	31			
03	OWEH, Otega	G	6	1-2	0-0	4-7	0	2	2	3	1	3	2	1	27		
12	UZAN, Milos	G	13	5-8	3-5	0-0	0	1	1	4	2	1	0	27			
25	SHERFIELD, Grant	G	22	7-15	3-7	5-5	1	7	8	1	6	2	1	0	38		
10	GODWIN, Sam		0	0-0	0-0	0-0	2	0	2	4	0	1	0	9			
34	GROVES, Jacob	0	0-3	0-3	0-0	1	1	2	1	0	0	0	0	8			
04	BAMISILE, Joe	2	0-1	0-0	2-2	1	0	1	1	1	0	1	1	9			
14	CORTES, Bijan	8	3-4	1-1	1-2	0	2	2	1	1	2	2	0	16			
30	MOSER, Jake	0	0-0	0-0	0-0	0	0	0	0	0	0	0	0	0	0	0	
44	SEACAT, Blake	0	0-0	0-0	0-0	0	0	0	0	0	0	0	0	0	0	0	
TEAM						0	1	1		1							
TOTALS			79	25-49	11-23	18-25	7	25	32	18	13	11	8	2	200		
		FG	FG%	3FG	3FG%	FT	FT%	Deadball Rebounds: 6, 0 Biggest Run: 12 (16:32 2H) Largest Lead: 16 (4:50 2H) Technical Fouls: None									
1st Half		14-31	45.2	6-16	37.5	2-4	50.0										
2nd Half		11-18	61.1	5-7	71.4	16-24	66.7										
GAME		25-49	51.0	11-23	47.8	18-28	64.3										

K-STATE (19-7, 7-6 Big 12)																
No.	Name		PTS	FG	3FG	FT	O	D	R	PF	A	TO	S	B	MIN	
03	NGUESSAN, David	F	0	0-0	0-0	0-0	0	0	0	0	0	1	0	0	2	
11	JOHNSON, Keyontae	F	14	6-11	1-3	1-3	1	3	4	4	3	3	3	0	39	
35	TOMLIN, Nae'Qwan	F	17	8-15	0-2	1-2	4	6	10	3	1	2	0	1	32	
01	NOWELL, Markquis	G	14	4-13	2-9	4-4	1	4	5	1	6	4	3	0	37	
05	CARTER, Cam	G	0	0-4	0-1	0-0	0	2	2	1	0	0	2	2	18	
23	IYOLA, Abayomi	11	4-5	0-0	3-4	0	1	1	3	2	0	0	0	0	1	32
13	SILLS, Desi	4	1-5	0-2	2-2	0	2	2	3	1	1	0	0	0	1	32
04	GREENE, Tykei	0	0-0	0-0	0-0	1	1	2	2	1	0	1	0	1	10	
25	MASSOUD, Ismael	5	2-5	1-3	0-0	1	0	1	3	0	0	0	0	0	11	
TEAM							3	1	4		1					
TOTALS			65	25-58	4-20	11-15	11	20	31	20	14	9	2	4	200	
		FG	FG%	3FG	3FG%	FT	FT%	Deadball Rebounds: 1, 1 Biggest Run: 11 (15:36 TH) Largest Lead: 4 (15:36 TH) Technical Fouls: Nowell								
1st Half		16-33	48.5	2-12	16.7	2-4	50.0									
2nd Half		9-25	36.0	2-8	25.0	9-11	81.8									
GAME		25-58	43.1	4-20	20.0	11-15	73.3									

Officials: John Higgins, Ray Natili, Terry Oglesby
Attendance: 5,167 | Start Time: 8:05 p.m. | Game Duration: 2:06
Oklahoma led for 25:45 // K-State led 10:02 // Game was tied for 3:13
Lead Changes: 10 // Times Tied: 4

Points From	Off Turnovers	Paint	2nd Chance	Fast Break	Bench
Oklahoma	18	26	3	17	10
K-State	12	38	7	11	20

27 19/18 IOWA STATE

Feb. 18, 2023 | Manhattan, Kan. / Bramlage Coliseum

19/18 Iowa State	31	24	—	55
12/14 K-STATE	23	38	—	61

► Senior **Markquis Nowell** scored 18 of his game-high 20 points in the second half to help No. 14/12 K-State rally from a halftime deficit to defeat No. 19/18 Iowa State, 61-55, on Feb. 18 before a sellout crowd at Bramlage

2022-23 BOXSCORES/RECAPS

28 9/10 BAYLOR

Feb. 21, 2023 | Manhattan, Kan. / Bramlage Coliseum

9/10 Baylor	34	31	—	65
14/16 K-STATE	31	44	—	75

► No. 14/16 K-State rallied from a halftime deficit for the second consecutive game with a dominant second-half performance as the Wildcats tied the school-record for AP Top 25 wins with seven in a 75-65 win over No. 9/10 Baylor on Feb. 21 before a sellout crowd of 11,000 at Bramlage Coliseum.

► Down 34-31 at the break, K-State scored 44 points in the second half on 57.7 percent (15-of-26) shooting with 22 coming in the paint. For the game, the Wildcats connected on 48.3 percent (28-of-58) from the field, including 64.9 percent (24-of-37) inside the 3-point arc. The team had a season-low 7 turnovers, while dishing out 20 assists on 28 made field goals with senior **Markquis Nowell** collecting a game-high 10 assists without a single turnover.

► Senior **Keyontae Johnson** led three Wildcats in double figures with a game-high 25 points on 11-of-17 field goals. Joining Johnson in double figures was Nowell with 14 points to go with his game-high 10 assists and sophomore **Cam Carter**, who added 10 points to go with career-tying 8 rebounds.

► The Wildcats led by 10 points with just over 7 minutes to play in the first half before the Bears got hot from 3-point range to take a 34-26 lead with 1:32 left before halftime. Junior **Nae'Qwan Tomlin** was able to go on a 5-0 run to cut the deficit to 34-31 to give the squad some momentum heading into halftime.

► A 3-pointer by Johnson tied the game at 34-all on the first possession of the second half, as K-State snatched the lead for good on back-to-back jump shots by their senior with 15:29 to play. The consecutive baskets by Johnson started a 12-3 run by the Wildcats that extended the lead to 49-43 and forced Baylor head coach **Scott Drew** to call a timeout with 12:19 remaining.

► K-State kept the pressure on out of the timeout, scoring 3 consecutive baskets all from different players to push the lead to 55-44 and force another Baylor timeout with just over 8 to play. The lead grew to as many as 14 points after 2 Nowell free throws at the 4:23 mark, as he finished off the Wildcats' scoring from the line with 6 consecutive makes as part of a perfect 10-of-10 performance.

► As impressive as the offense was in the second half, the defense was equally as impressive, as the Wildcats held the Big 12's second-best scoring offense (78.5 ppg.) and the best in Big 12 play (77.4 ppg.) to 65 points on 40 percent shooting, including 39.3 percent from 3-point range. The Bears scored just 31 points after halftime on 37 percent shooting, including 33.3 percent from long range.

BAYLOR (20-8, 9-6 Big 12)														
No.	Name	PTS	FG	3FG	FT	O	D	R	PF	A	T	S	B	MIN
00	THAMBA, Jalen	F	2	1-1	0-0	0-0	0	1	1	2	0	0	0	16
11	BRIDGES, Flo	F	6	2-6	0-3	2-3	2	5	7	4	4	2	0	29
01	GEORGE, Keyontae	G	23	7-15	6-10	3-4	0	3	3	3	1	3	1	36
04	CRYER, L.J.	G	16	6-11	4-7	0-0	2	1	3	1	6	0	1	35
10	FLAGLER, Adam	G	4	1-13	0-6	2-2	0	3	3	3	1	2	1	38
23	TOMLIN, Nae'Qwan	G	11	4-7	1-1	2-4	5	7	12	2	2	1	0	24
13	LOVE, Langston	3	1-2	0-1	1-3	2	0	2	1	1	2	0	0	16
33	LOHNER, Caleb	0	0-0	0-0	0-0	0	3	3	0	0	3	0	0	6
	TEAM					0	1	1						
TOTALS		65	22-55	11-28	10-16	11	24	35	16	15	13	3	3	200
		FG	FG%	3FG	3FG%	FT	FT%	Deadball Rebounds: 3, 0						
1st Half		12-28	42.9	6-13	46.2	4-5	80.0	Biggest Run: 11 (4:48 1H)						
2nd Half		10-27	37.0	5-15	33.3	6-11	54.5	Largest Lead: 8 (1:32 1H)						
GAME		22-55	40.0	11-28	39.3	10-16	62.5	Technical Fouls: None						

K-STATE (21-7, 9-6 Big 12)														
No.	Name	PTS	FG	3FG	FT	O	D	R	PF	A	T	S	B	MIN
11	JOHNSON, Keyontae	F	25	11-17	2-4	1-2	0	1	1	3	4	3	0	39
35	TOMLIN, Nae'Qwan	F	8	3-6	1-2	1-1	4	4	8	3	1	1	1	0
01	NOWELL, Markquis	G	14	2-11	0-6	10-10	0	2	2	4	10	2	0	37
05	CARTER, Cam	G	10	5-11	0-5	0-1	0	8	8	1	2	1	2	33
13	SILLS, Desi	G	6	2-6	0-2	2-2	0	5	5	1	3	1	0	33
03	NGUESSAN, David	7	3-3	0-0	1-5	2	4	2	0	1	0	1	0	22
25	MASSOUD, Ismael	5	2-3	1-2	0-0	1	0	1	0	0	0	0	0	13
23	IIYOLA, Abayomi	0	0-1	0-0	0-0	0	0	0	0	0	0	0	0	3
	TEAM					2	2	4						
TOTALS		75	28-58	4-21	15-21	9	24	33	14	20	7	5	1	200
		FG	FG%	3FG	3FG%	FT	FT%	Deadball Rebounds: 3, 1						
1st Half		13-32	40.6	3-12	25.0	2-5	40.0	Biggest Run: 8 (19:34 2H)						
2nd Half		15-26	57.7	1-9	11.1	13-16	81.3	Largest Lead: 14 (4:23 2H)						
GAME		28-58	48.3	4-21	19.0	15-21	71.4	Technical Fouls: None						

Officials: Keith Kimble, James Breeding, Bret Smith
Attendance: 11,000 | Start Time: 6:02 p.m. | Game Duration: 2:02
Baylor led for 8:16 // K-State led 26:36 // Game was tied for 5:08
Lead Changes: 9 // Times Tied: 7

Points From	Off Turnovers	Paint	2nd Chance	Fast Break	Bench
Baylor	5	16	12	9	14
K-State	19	42	7	15	12

29 AT OKLAHOMA STATE

Feb. 25, 2023 | Stillwater, Okla. / Gallagher-Iba Arena

Oklahoma State	35	33	—	68
14/16 K-STATE	33	40	—	73

► Consecutive 3-point field goals by senior **Keyontae Johnson** and junior **Ish Massoud** late in the second half gave No. 14/16 K-State the lift it needed in a tight contest, as the Wildcats swept the season series from Oklahoma State with a 73-68 win on Feb. 25 before 11,124 at Gallagher-Iba Arena.

► K-State extended its winning streak to 3 games, while snapping a 5-game road losing streak in Big 12 play. It was the first road win since a 97-95 overtime win at Baylor on Jan. 7. The victory also gave the Wildcats' double-digit wins in league play for the 10th time in the Big 12 era and the first time since 2018-19.

► Trailing 60-59 with 6:23 remaining, K-State took the lead for good on a 3-pointer by Johnson which was followed 50 seconds later by another triple from Massoud that gave the Wildcats a 65-60 lead. After the Cowboys closed to within 65-63 with 2:44 remaining, the Wildcats got key plays down the stretch from their backcourt, including 4 free throws from senior **Markquis Nowell**, a layup from senior **Desi Sills** and 2 free throws from sophomore **Cam Carter**.

► Nowell led three Wildcats in double figures with a game-high 22 points on 5-of-12 field goals, including 3-of-8 from 3-point range, and 9-of-10 free throws, while adding a game-high 8 assists and 4 steals and a team-high 5 rebounds in nearly 39 minutes. Johnson scored 17 points on 7-of-13 shooting, including 3-of-5 from 3-point range, while Sills posted 10 points in his third straight start.

► For the third straight game, K-State had to rally from a halftime deficit, as Oklahoma State used an 11-0 run to take as much as a 6-point lead in the first half. Sills was able to pull the Wildcats to within 35-33 at the break on a pair of free throws and a layup and steal right before the buzzer.

► K-State used a 7-0 run in the first 5 minutes of the second half to take a 40-39 lead, but OSU responded with its own 7-0 run to take its largest lead at 53-45 with just over 12 minutes to play. A key moment came minutes later after the Wildcats closed the gap to 53-49, as head coach **Jerome Tang** was whistled for a technical with 10:49 remaining, allowing the Cowboys to take a 55-49 lead.

► The technical seemed to spark K-State, as the Wildcats rattled off 6 straight points capped by a 3-pointer from Carter to tie the game at 55 with 9:17 left. The teams traded the lead over the next few possessions before the pivotal stretch of 3-pointers from Johnson and Massoud.

► K-State outscored OSU, 24-13, in the final 10:49 after the Tang technical.

OKLAHOMA STATE (16-13, 7-9 Big 12)														
No.	Name	PTS	FG	3FG	FT	O	D	R	PF	A	T	S	B	MIN
04	NEVTON, Woody	F	6	2-9	1-4	1-2	2	5	7	3	0	2	1	1
22	BOONE, Kalib	F	18	7-11	0-0	4-5	1	2	3	3	1	2	1	27
01	THOMPSON, Bryce	G	11	5-10	1-4	0-2	0	2	2	2	4	1	0	39
05	ASHBERRY, Caleb	G	13	3-9	1-6	6-6	0	5	5	4	4	3	1	35
51	WRIGHT, John-Michael	G	12	4-11	2-6	2-2	0	0	0	3	0	0	1	0
33	CISSE, Moussa	2	1-2	0-0	0-0	1	3	4	1	0	2	0	0	15
02	HARRIS, Jr., Chris	0	0-2	0-2	0-0	0	1	1	1	1	1	0	0	12
13	WILLIAMS, Quion	0	0-1	0-1	0-1	0	1	1	0	0	0	0	0	8
23	SMITH, Tyreek	6	1-1	0-0	4-5	0	2	2	0	0	0	0	1	4
	TEAM					3	2	5						
TOTALS		68	23-56	5-23	17-23	7	23	30	17	11	11	4	5	200
		FG	FG%	3FG	3FG%	FT	FT%	Deadball Rebounds: 3, 0						
1st Half		13-30	43.3	3-11	27.3	6-8	75.0	Biggest Run: 11 (1:33 1H)						
2nd Half		10-26	38.5	2-12	16.7	11-15	73.3	Largest Lead: 8 (11:20 2H)						
GAME		23-56	41.1	5-23	21.7	17-23	73.9	Technical Fouls: None						

K-STATE (22-7, 10-6 Big 12)															
No.	Name	PTS	FG	3FG	FT	O	D	R	PF	A	T	S	B	MIN	
11	JOHNSON, Keyontae	F	17	7-13	3-5	0-0	1	4	5	3	1	2	1	0	39
35	TOMLIN, Nae'Qwan	F	6	3-3	0-0	0-0	4	4	4	4	0	1	0	0	17
01	NOWELL, Markquis	G	22	5-12	3-8	9-10	0	5	5	3	8	7	4	0	39
05	CARTER, Cam	G	7	1-2	1-2	4-4	0	3	3	3	3	1	0	0	20
13	SILLS, Desi	G	10	3-7	0-1	4-4	0	4	4	2	1	2	1	0	31
03	NGUESSAN, David	6	3-4	0-0	0-0	0	4	4	1	1	1	1	1	0	20
25	MASSOUD, Ismael	5	2-6	1-4	0-0	1	1	2	0	1	1	0	0	0	14
23	IYOLA, Abayomi	0	0-1	0-0	0-0	0	1	1	0	1	0	0	0	0	8
04	GREENE, Tykei	0	0-1	0-1	0-0	1	2	3	0	0	0	0	0	1	14
TEAM						2	1	3			1				
TOTALS			73	24-49	8-21	17-20	4	29	33	14	16	8	2	200	
Deadball Rebounds: 1, 0															
1st Half			11-24	45.8	3-10	30.0	8	10	80.0	Biggest Run: 7 (8:37 1H)					
2nd Half			13-25	52.0	5-11	45.5	9	10	90.0	Largest Lead: 7 (0:22 2H)					
GAME			24-49	49.0	8-21	38.1	17	20	85.0	Technical Fouls: Coach					

Officials: Doug Simons, Kelly Self, Chance Moore
Attendance: 11,124 | Start Time: 1:05 p.m. | Game Duration: 2:11
OSU led for 15:39 // K-State led 20:51 // Game was tied for 3:30
Lead Changes: 11 // Times Tied: 5

Points From	Off Turnovers	Paint	2nd Chance	Fast Break	Bench
OSU	19	32	4	4	8
K-State	10	30	7	10	11

30 OKLAHOMA

March 1, 2023 | Manhattan, Kan. / Bramlage Coliseum

Oklahoma	25	44	—	69
11/11 K-STATE	34	51	—	85

► A 9-0 run to end the first half fueled an explosive second-half effort by No. 11/11 K-State, as the Wildcats ended their home schedule with an 85-69 win over Oklahoma on March 1 before a sold-out crowd at Bramlage Coliseum.

► K-State ran its winning streak to 4 games, while ending its home season with 4 straight wins to finish with a near perfect 15-1 record at Bramlage Coliseum.

► It was an impressive offensive effort for the Wildcats after a shaky start, in which, they started just 4-of-20 (20 percent) from the field while missing 10 of their first 11 field goals. However, the team was able to get their offense going towards the end of the first half, breaking a 25-all tie with 3:28 to play with 9 consecutive points to end the half to take a 34-25 lead into the break.

► Riding the momentum, K-State opened the second half by scoring 14 of the first 18 points to expand its lead to 48-31 and force a timeout by Oklahoma head coach **Porter Moser** with near 16 minutes to play. A few minutes later, a 3-pointer by sophomore **Cam Carter** and a dunk by junior **Nae'Qwan Tomlin** gave the Wildcats their largest lead at 53-33. The Sooners were able to cut into the lead on a number of occasions, including 75-65 with just over 2 minutes left, however, the home team was able to remain ahead and finish off the game.

► All told, the Wildcats scored 72 points in the final 31 minutes on 70 percent (28-of-40) shooting after opening the game with just 13 points on 20 percent (4-of-20) shooting in the first 8 minutes of the game. The team scored 51 points in the second half on 70.4 percent (19-of-27) shooting, including 50 percent (4-of-8) from 3-point range. It marked the first time K-State has hit on 70 percent or better in a half since 2019 and the first time in Big 12 play since 2018.

► It was an all-around team effort, as four Wildcats scored in double figures led by 19 points from Tomlin, while six players had at least 6 points and nine players scored in total. The team is now 12-1 this season when six or more players score at least 6 points. Tomlin scored 14 of his 19 points in the second half on 6-of-6 shooting while finishing a near perfect 8-of-9 from the field.

► Senior **Keyontae Johnson** scored 16 points on 7-of-12 shooting, including 2-of-4 from beyond the arc, to go with 5 rebounds, 3 steals and 2 assists in 35 minutes. Senior **Desi Sills** flirted with a triple-double in his final home game with 15 points, a game-high 9 rebounds and 8 assists. Senior **Markquis Nowell** collected his seventh double-double with 11 points and a game-high 10 assists.

OKLAHOMA (14-16, 4-13 Big 12)																	
No.	Name	PTS	FG	3FG	FT	O	D	R	PF	A	T	S	B	MIN			
01	HILL, Jalen	F	8	2-5	1-2	3-4	0	6	6	0	1	3	1	0	35		
05	GROVES, Tanner	F	2	1-5	0-2	0-0	2	4	6	4	2	2	1	0	24		
03	OWEH, Otega	G	18	8-12	0-0	2-2	1	1	2	2	1	0	1	0	26		
12	UZAN, Milos	G	20	7-16	3-5	3-3	0	3	3	4	5	0	0	0	34		
25	SHERFIELD, Grant	G	7	2-10	1-7	2-2	0	1	1	1	2	4	4	0	34		
10	GODWIN, Sam	0	0-2	0-0	0-0	1	0	1	1	2	0	0	2	1	13		
34	GROVES, Jacob	0	1-5	4-5	2-3	1-2	0	2	2	1	0	2	0	0	17		
04	BAMISILE, Joe	0	0	0-1	0-0	0-0	0	0	0	0	0	0	0	0	5		
14	CORTES, Bijan	3	1-2	1-1	0-0	0	1	1	1	1	2	2	1	0	13		
TEAM						2	2	4									
TOTALS		69	25-58	8-20	11-13	6	20	26	16	15	13	6	1	200			
		FG	FG%	3FG	3FG%	FT	FT%									Deadball Rebounds: 2, 0	
1st Half		10-31	32.3	4-10	40.0	1-2	50.0									Biggest Run: 7 (2:35 TH)	
2nd Half		15-27	55.6	4-10	40.0	10-11	90.9									Highest Lead: 5 (18:55 TH)	
GAME		25-58	43.1	8-20	40.0	11-13	84.6									Technical Fouls: None	

2022-23 BOXSCORES/RECAPS

31 AT WEST VIRGINIA

March 4, 2023 | Morgantown, W.Va. / WVU Coliseum

West Virginia	39	50	—	89
11/11 K-STATE	37	44	—	81

► West Virginia used a big second-half performance to end No. 11/11 K-State's 4-game winning streak on March 4, as the Mountaineers earned an 89-81 win over the Wildcats before a sold-out crowd of 14,000 on Senior Day.

► It was a tale of two halves, as K-State connected on just 38.9 percent (14-of-36) from the field in the second half after hitting on 51.6 percent (16-of-31) in the first half. In contrast, West Virginia (18-13, 7-11 Big 12) hit on 57.7 percent (15-of-26) with 50 points in the second half after shooting 45.5 percent (15-of-33) in the opening half. The Mountaineers finished at 50.8 percent (30-of-59) from the field compared to the Wildcats' 44.8 percent (30-of-67).

► K-State led 8-0 to start and built as much as 10-point advantage in the first half before WVU used a 15-3 run to take its first lead at 33-31 with 4:28 before halftime. The Mountaineers scored the final 4 points of the half to take a 39-37 lead into the break then used that momentum to construct as much as a 15-point lead in the second half.

► It was a fast-paced game, as the teams combined for 43 points off 36 turnovers, including 24 steals, and a combined 50 fast-break points. WVU got the better of K-State in all 3 categories, including a 23-20 edge in points off turnovers, 14-10 on steals and a 30-20 advantage in fast-break points.

► Three Wildcats scored in double figures led by 24 points each from seniors **Keyontae Johnson** and **Markquis Nowell**. It marked the fifth time this season that both All-America candidates topped the 20-point barrier in the same game, including the fourth time in Big 12 play. They combined to go 17-of-41 from the field, including 10-of-21 from 3-point range.

► Nowell once again flirted with a triple-double, finishing with game-highs in both assists (8) and steals (6). Sophomore **Cam Carter** also had double figures with 13 points to go with a season-high 5 assists.

► Johnson scored 16 of his 24 points in the first half to pace all scorers, while Nowell scored all 24 of his points in the second half, as he knocked down 6 3-pointers. The 24 points tied for the ninth-most by a Wildcat in a second half and were the most since **Barry Brown Jr.**, had 26 points vs. OSU in 2018.

► K-State played without senior **Desi Sills**, who did not travel with the team due to a family funeral. A candidate for the Big 12's Sixth Man Award, Sills had started each of the last 4 games during the winning streak.

WEST VIRGINIA (18-13, 7-11 Big 12)

No.	Name	PTS	FG	3FG	FT	O	D	R	PF	A	TO	S	B	MIN
01	MATTHEWS, Jr., Emmitt	F	20	9-11	0-1	2-2	3	6	1	1	1	4	2	40
03	MITCHELL, Tre	F	14	4-7	1-3	5-6	0	6	4	0	2	1	2	39
15	BELL, Jr., Jimmy	F	0	0-0	0-0	0-0	1	0	1	2	0	0	0	12
00	JOHNSON, Kedrian	G	23	4-13	1-3	14-15	1	2	3	1	6	4	6	36
10	STEVENSON, Erik	G	27	11-22	5-14	0-0	0	4	4	3	5	2	0	35
32	OKONKWO, James	0	0-1	0-0	0-0	0	1	1	0	0	1	0	0	8
05	TOUSSAINT, Joe	3	1-4	0-1	1-2	1	1	2	2	1	2	1	0	10
24	SUEMNICK, Pat	2	1-1	0-0	0-0	1	3	4	0	0	0	0	0	11
24	JOHNSON, Kobe	0	0-0	0-0	0-0	1	1	1	0	0	0	0	0	7
14	WILSON, Seth	0	0-0	0-0	0-0	0	1	1	0	0	1	0	0	1
TEAM						1	4	5						
TOTALS		89	30-59	7-22	22-25	7	22	29	14	13	16	14	5	200

	FG	FG%	3FG	3FG%	FT	FT%	Deadball Rebounds: 2, 1
1st Half	15-33	45.5	3-13	23.1	6-7	85.7	Biggest Run: 9 (4:28 1H)
2nd Half	15-26	57.7	4-9	44.4	16-18	88.9	Largest Lead: 15 (4:31 2H)
GAME	30-59	50.8	7-22	31.8	22-25	88.0	Technical Fouls: None

K-STATE (23-8, 11-7 Big 12)

No.	Name	PTS	FG	3FG	FT	O	D	R	PF	A	TO	S	B	MIN
03	NGUESSAN, David	C	7	3-3	0-0	1-2	2	2	4	2	2	0	0	22
11	JOHNSON, Keyontae	F	24	10-21	4-9	0-0	1	5	6	2	2	1	0	38
35	TOMLIN, Nae'Qwan	F	6	2-3	0-0	2-2	2	3	5	5	2	1	0	23
01	NOWELL, Markquis	G	24	7-20	6-12	4-6	1	3	4	4	8	6	6	39
05	CARTER, Cam	G	13	5-14	1-2	0-0	1	1	2	5	1	1	0	30
25	MASSOUD, Ismael	5	2-4	1-3	0-0	2	3	5	3	0	1	0	0	17
04	GREENE, Tykei	2	1-2	0-0	0-0	2	4	6	4	1	2	1	0	24
23	NYIOLA, Abayomi	0	0-2	0-0	0-0	1	1	2	1	0	0	1	1	6
21	AWBREY, Nate	0	0-0	0-0	0-0	0	0	0	0	0	0	0	0	0+
TEAM						0	0	0			1			
TOTALS		81	30-67	12-28	9-12	11	22	33	23	18	20	10	2	200

	FG	FG%	3FG	3FG%	FT	FT%	Deadball Rebounds: 6, 1
1st Half	16-31	51.6	3-8	37.5	2-2	100.0	Biggest Run: 11 (10:09 1H)
2nd Half	14-36	38.9	9-20	45.0	7-10	70.0	Largest Lead: 10 (10:09 1H)
GAME	30-67	44.8	12-28	42.9	9-12	75.0	Technical Fouls: None

Officials: John Higgins, Antonio Petty, Brooks Wells

Attendance: 14,111 | Start Time: 1:01 p.m. | Game Duration: 2:14

WVU led for 22:17 // K-State led 15:14 // Game was tied for 2:29

Lead Changes: 4 // Times Tied: 5

Points From	Off Turnovers	Paint	2nd Chance	Fast Break	Bench
WVU	23	36	8	30	5
K-State	20	32	8	20	7

32 vs. TCU

March 9, 2023 | Kansas City, Mo. / T-Mobile Center

22/23 TCU	37	43	—	80
12/12 K-STATE	32	35	—	67

► A strong second-half performance carried No. 22/23 TCU to an 80-67 win over No. 12/12 Kansas State in the final quarterfinal game of the Phillips 66 Big 12 Championship on March 9 before a crowd of 17,476 at the T-Mobile Center.

► The win helped TCU advance to the semifinals, while snapping a 4-game losing streak to K-State at the Big 12 Championship.

► The Horned Frogs took control of the game late in the first half with a 9-2 run before responding emphatically with a 19-7 run after the Wildcats closed to within a possession on two occasions early in the second half to build a double-digit advantage. The lead grew to as many as 16 points on several occasions down the stretch, including 80-64 with 3:33 remaining.

► TCU knocked down a season-high 11 3-point field goals (tying an opponent season-high), including a combined 8 triples from seniors **Mike Miles Jr** and **Chuck O'Bannon Jr.**, who both scored game-high 22 points. The Horned Frogs entered the game ranking 338th in Division I in 3-point field goals made/game (5.2), while they ranked 343rd in 3-point field goal percentage (29.6). They finished the game hitting on 44 percent (11-of-25) from beyond the arc.

► In addition to the success beyond the arc, TCU made the most of K-State's turnovers, scoring 20 points off 20 Wildcat turnovers, while posting an opponent season-high 25 second-chance points on 14 offensive rebounds. The Wildcats are now 1-4 this season when turning the ball over 20 or more times.

► Four Wildcats scored in double figures, including 14 points each from seniors **Keyontae Johnson** and **Desi Sills**. Fellow senior **Markquis Nowell** added 11 points and 5 assists, while junior **Nae'Qwan Tomlin** had a near double-double with 10 points and a game-high 9 rebounds to go with 3 steals.

► For the game, K-State hit on 43.6 percent (24-of-55) from the field, including 23.3 percent (7-of-30) from 3-point range, while making 80 percent (12-of-15) from the free throw line.

► The Wildcats fell to 37-44 all-time at the conference tournament, including 17-26 in the Big 12 era. They have now lost 3 straight in the event.

TCU (21-11)

No.	Name	PTS	FG	3FG	FT	O	D	R	PF	A	TO	S	B	MIN
02	MILLER, Emanuel	F	7	3-13	1-3	0-0	2	4	6	2	1	1	3	29
05	O'BANNON, Chuck	F	22	7-11	4-7	4-5	3	4	7	2	0	0	0	28
12	CORR, Xavier	F	4	2-4	0-0	0-0	4	3	7	3	1	0	0	21
01	MILES, Mike	G	22	6-12	4-7	6-8	0	2	2	1	4	3	1	34
10	BAUGH, Damien	G	7	2-9	1-2	2-2	0	2	2	3	4	3	2	31
00	PEAY, Micah	4	1-5	1-3	1-4	1	0	1	2	3	1	3	2	19
13	WELLS, Shadiah	6	3-6	0-1	0-0	2	2	0	2	2	1	0	0	14
21	COLES, JaKobe	8	3-7	0-2	2-2	2	2	4	4	2	0	0	0	17
25	DOUMBIA, Souleymane	0	0-0	0-0	0-0	0	0	0	0	0	0	0	0	1+
11	WALKER, Roudley	0	0-0	0-0	0-0	0	0	0	0	0	0	0	0	3
22	LUNDENBLADE, Tyler	0	0-0	0-0	0-0	0	0	0	0	0	0	0	0	0+
TEAM						2	1	3						
TOTALS		80	27-67	11-25	15-21	14	20	34	17	17	9	9	5	200

	FG	FG%	3FG	3FG%	FT	FT%	
1st Half	14-38	36.8	5-12	41.7	4-6	66.7	Deadball Rebounds: 2, 0
2nd Half	13-29	44.8	6-13	46.2	11-15	73.3	Biggest Run: 7 (14:51 1H)
GAME	27-67	40.3	11-25	44.0	15-21	71.4	Largest Lead: 16 (6:21 2H)
							Technical Fouls: None

K-STATE (23-9)

No.	Name	PTS	FG	3FG	FT	O	D	R	PF	A	TO	S	B	MIN
11	JOHNSON, Keyontae	F	14	6-12	2-6	0-0	1	6	7	5	3	4	0	30
35	TOMLIN, Nae'Qwan	F	10	4-8	2-4	0-0	2	7	9	2	1	2	3	25
01	NOWELL, Markquis	G	11	5-13	1-9	0-0	0	3	3	2	5	5	0	38
05	CARTER, Cam	G	2	1-7	0-4	0-0	0	2	2	1	1	2	1	27
13	SILLS, Desi	G	14	2-5	1-3	9-10	1	1	2	2	2	3	1	45
03	NGUESSAN, David	2	1-1	0-0	0-0	0	1	1	0	0	0	0	0	9
25	MASSOUD, Ismael	9	3-6	1-3	2-2	2	1	3	2	0	0	0	0	17
23	NYIOLA, Abayomi	4	2-2	0-0	0-0	0	4	0	4	0	2	0	0	8
04	GREENE, Tykei	1	0-1	0-1	0-0	2	2	4	1	0	1	0	0	10
21	AWBREY, Nate	0	0-0	0-0	0-0	0	0	0	0	0	0	0	0	0+
TEAM						3	3	6			1			
TOTALS		67	24-55	7-30	12-15	14	20	41	15	12	20	5	6	200

TOTALS	67	24-55	7-30	12-15	11	30	41	15	12	20	5	6
	FG	FG%	3FG	3FG%	FT	FT%						
1st Half	12-27	44.4	3-13	23.1	5-6	83.3						
2nd Half	12-28	42.9	4-17	23.5	7-9	77.8						
	</											

Officials: Doug Simmons, Gerry Pollard, Chance Moore

Attendance: 17,476 | Start Time: 8:38 p.m. | Game Duration: 2:07

TCU led for 27:20 // K-State led 8:40 // Game was tied for 4:00

Lead Changes: 5 // Times Tied: 5

Points From	Off Turnovers	Paint	2nd Chance	Fast Break	Bench
TCU	20	24	25	7	18
K-State	9	32	15	0	16

33 vs. MONTANA STATE

March 17, 2023 | Greensboro, N.C. / Greensboro Coliseum

Montana State	28	37	—	65
15/13 K-STATE	34	43	—	77

► Hot shooting carried 3-seed Kansas State to its first NCAA Tournament win under head coach **Jerome Tang** and its first overall since 2018, as the Wildcats connected on 58.2 percent from the field en route to earning a 77-65 victory over 14-seed Montana State in the first round of the East Regional on March 17 before 17,150 fans at the Greensboro Coliseum.

► It was an impressive all-around offensive performance for the Wildcats, who posted the fifth-highest field goal percentage (58.2/32-of-55) in an NCAA Tournament game in school history and the highest since the 2017 First Four. The team hit on 51.7 percent (15-of-29) in the first half before connecting on 65.4 percent (17-of-26) after halftime. They also tied the school record for assists (21) in an NCAA Tournament game.

► Four Wildcats scored in double figures led by 18 points from senior **Keyontae Johnson**, who went 8-of-15 from the field with a team-high 8 rebounds and 3 assists in nearly 39 minutes. It marked the seventh time that he has led the team in scoring and rebounding, while he has posted double digits in 32 of 33 games.

► Fellow senior **Markquis Nowell** dished out a career-tying 14 assists to go with 17 points on 7-of-12 field goals, including 3-of-6 from 3-point range, while adding 6 rebounds and 3 steals in 37 minutes. The 14 assists not only broke the school record for most by a Wildcat in an NCAA Tournament, surpassing the 12 by **Steve Henson** against Purdue on March 25, 1998, they also tied for the ninth-most by any player in an NCAA Tournament game. It was Nowell's 16th career double-double, including his 11th at K-State and eighth this season.

► The senior duo was joined in double figures by juniors **Nae'Qwan Tomlin** and **David N'Guessan**, who finished with 13 and 10 points, respectively. Sophomore **Cam Carter** scored 8 points on his birthday and senior **Desi Sills** added 7 points, as the Wildcats moved to 13-1 this season when six or more players have 6 or more points.

► K-State used an 11-4 run late in the first half to break open a tight contest and build a 9-point lead with 52 seconds before halftime. After the Bobcats (25-10) closed to within 34-28 at the break, the Wildcats scored 10 of the first 16 points to open the second half to extend the lead to double figures. Although MSU closed to within 8 points several times in the second half, K-State responded each time with a big shot, including a dunk by Sills with just under 2 minutes to play that extended the lead to a game-high 16 points.

MONTANA STATE (25-10)

No.	NAME		PTS	FG	3FG	FT	O	D	R	PF	A	TO	S	B	MIN	
03	OSOROR, Great	F	11	5-6	0-0	1-2	3	4	7	3	1	3	2	3	29	
13	BELO, Jubril	F	5	2-4	0-0	1-4	0	2	2	2	4	2	1	1	0	26
00	FULLER, Caleb	G	2	1-3	0-1	0-0	1	2	3	2	1	2	1	0	23	
10	BROWN II, Darius	G	12	5-12	2-7	0-1	0	3	3	1	9	6	0	35		
21	BATTLE, Nae'Qwan	G	27	9-17	3-5	6-8	1	3	2	2	0	0	1	1	33	
11	PATTERSON, Tyler	2	1-5	0-4	0-0	0-0	0	0	0	0	0	1	0	0	19	
20	FORD III, Robert	1	0-4	0-2	1-2	0	1	1	1	1	0	1	3	0	17	
25	LECHOLAT, Sam	0	0-0	0-0	0-0	0	0	0	1	1	0	1	0	0	5	
02	GAZELAS, Nick	3	1-2	1-2	0-0	0	1	1	1	1	1	0	0	0	10	
04	GERMER, Alex	0	0-0	0-0	0-0	0	0	0	0	0	0	0	0	0	0+	
14	ASH, CARTER	0	0-0	0-0	0-0	0	0	0	0	0	0	0	0	0	0+	
22	COLCEGA, Luca	0	0-0	0-0	0-0	0	0	0	0	0	0	0	0	0	0+	
24	MILLER, Jed	2	1-1	0-0	0-0	0	0	0	0	0	0	0	0	0	0+	

2022-23 BOXSCORES/RECAPS

34 vs. KENTUCKY

March 19, 2023 | Greensboro, N.C. / Greensboro Coliseum

Kentucky	26	43	—	69
15/13 K-STATE	29	46	—	75

► Clutch 3-pointers by junior **Ismael Massoud** and senior **Keyontae Johnson** in the last 2:21 helped lift No. 15/13 Kansas State to a trip to New York City for the Sweet 16 with a 75-69 win over Kentucky on March 19 in the second round of the East Regional before 16,517 fans at the Greensboro Coliseum.

► The win was the 25th of the season, as the Wildcats became the eighth team in school history and the first since 2018-19 to collect a 25-win season. The team advanced to their 18th Sweet 16 and first since 2018.

► Down 62-61 with 2:43 to play, Massoud gave the Wildcats the lead for good with a deep 3-pointer from the right wing with 2:21 to play that was followed by another deep triple from Johnson on an offensive rebound from junior **David N'Guessan** at the 1:23 mark. Senior **Markquis Nowell** continued the 8-0 spurt with a pair of free throws that extended the lead to 69-62 with 37 seconds.

► Kentucky (22-12) was able to get a basket from senior **Oscar Tschiebwe**, who posted a double-double of 25 points and 18 rebounds, to close the gap to 69-64 with 23 seconds, but Nowell and fellow senior **Desi Sills** clinched the game at the free throw line with a combined 6 consecutive makes.

► Four Wildcats scored in double figures led by a special performance from the Harlem native Nowell, who finished with a game-high 27 points, 9 assists and 3 steals in playing all but 16 seconds. It was the most points by a Wildcat in an NCAA Tournament game since **Rodney McGruder** scored 30 points in 2012.

► After his 17-point, 14-assist performance in the win over 14-seed Montana State on Friday night, Nowell combined for 44 points and 23 assists in his first two NCAA Tournament. He is one of two players since 1990, along with Murray State's **Ja Morant**, to combine for 40 points and 20 assists before the Sweet 16.

► Johnson finished with 13 points to go with 4 rebounds and 3 assists. He has now scored in double figures in all but one game. Junior **Nae'Qwan Tomlin**, who led the way in the first half with 8 points, and Sills each added 12 points.

► After a shaking start offensively, in which, the Wildcats made just 5 of their first 16 field goal attempts, including going 0-for 7 on 3-point attempts, the team settled down to hit on 48.1 percent (26-of-54) from the field, including 63.6 percent (21-of-33) from inside the 3-point line with 40 points in the paint. They were nearly flawless from the free throw line, converting on 18 of 22 attempts, including a 10-of-11 effort from Nowell.

KENTUCKY (22-12)																		
No.	Name	PTS	FG	3FG	FT	O	D	R	PF	A	TO	S	B	MIN				
00	TOPPIN, Jacob	F	2	1-7	0-2	0-0	1	3	4	5	3	2	0	28				
24	LIVINGSTON, Chris	F	11	5-13	1-4	0-2	5	2	7	0	2	2	1	38				
34	TSHIBWE, Oscar	F	25	8-13	0-0	9-11	9	9	18	1	1	5	2	37				
12	REEVES, Antonio	G	5	1-15	1-10	2-2	0	3	3	3	2	1	1	30				
22	WALLACE, Cason	G	21	9-11	1-1	2-2	2	7	9	5	4	5	2	34				
01	FREDRICK, C.J.	C	3	1-3	1-3	0-0	0	1	1	2	0	0	0	20				
04	COLLINS, Daimion	C	0	0-0	0-0	0-0	0	0	0	0	0	0	0	3				
55	WARE, Lance	2	1-1	0-0	0-0	0-0	0	0	0	0	0	0	0	9				
03	THIERO, Adou	1	0-0	0-0	0-0	0-0	0	0	0	1	0	0	0	1				
TEAM						2	0	2										
TOTALS			69	26-63	4-20	13-17	19	25	44	7	12	16	6	1	200			
			FG	FG%	3FG	3FG%	FT	FT%	Deadball Rebounds: 1, 1									
1st Half		10-24	29.4	2-11	18.2	4-5	80.0	Biggest Run: 13 (16:21 2H)										
2nd Half		14-29	55.2	2-9	22.2	9-12	75.0	Largest Lead: 8 (11:28 1H)										
GAME		26-63	41.3	4-20	20.0	13-17	76.5	Technical Fouls: None										

K-STATE (25-9)																		
No.	Name	PTS	FG	3FG	FT	O	D	R	PF	A	TO	S	B	MIN				
11	JOHNSON, Keyontae	F	13	5-14	1-4	2-2	0	4	4	2	3	3	1	0	39			
35	TOMLIN, Nae'Qwan	F	12	6-8	0-2	0-2	3	6	3	0	1	2	4	30				
01	NOWELL, Markquis	G	27	7-14	3-8	10-11	0	2	2	1	9	4	3	40				
05	CARTER, Cam	G	4	2-6	0-3	0-0	0	3	2	0	0	1	0	19				
13	SILLS, Desi	G	12	3-5	0-1	6-7	0	4	4	2	0	0	1	0	29			
03	N'GUESSAN, David	4	2-4	0-1	0-0	1	3	4	5	0	0	3	0	24				
23	IIYOLA, Abayomi	0	0-0	0-0	0-0	0	0	0	1	0	0	0	0	1				
25	MASSOUD, Ismael	3	1-2	1-1	0-0	0	0	0	1	2	0	0	0	16				
04	GREENE, Tykei	0	0-1	0-1	0-0	0	0	0	0	0	0	0	0	3				
TEAM						4	2	2										
TOTALS			75	26-54	5-21	18-22	4	21	25	17	14	8	11	4	200			
			FG	FG%	3FG	3FG%	FT	FT%	Deadball Rebounds: 2, 0									
1st Half		12-29	41.4	6-12	0-0	5-8	62.5	Biggest Run: 8 (14:32 2H)										
2nd Half		14-25	56.0	5-9	55.6	13-14	92.9	Largest Lead: 7 (0:37 2H)										
GAME		26-54	48.1	5-21	23.8	18-22	81.8	Technical Fouls: None										

Officials: Jeffrey Clark, Gerry Pollard, Kenneth Burdett
Attendance: 16,517 | Start Time: 1:40 p.m. | Game Duration: 2:16
Kentucky led for 23:41 // K-State led 9:44 // Game was tied for 6:35
Lead Changes: 12 // Times Tied: 12

Points From	Off Turnovers	Paint	2nd Chance	Fast Break	Bench
Kentucky	15	40	17	8	5
K-State	14	40	7	20	7

35 vs. MICHIGAN STATE

March 23, 2023 | New York, N.Y. / Madison Square Garden

Michigan State	38	44	11	—	93
15/13 K-STATE	43	39	16	—	98

► Senior **Markquis Nowell** sealed one of the greatest NCAA Tournament performances in school history with a steal of fellow New Yorker **Tyson Walker** with 3 seconds left in overtime, as 3-seed Kansas State earned a trip to the Elite Eight with a 98-93 win over 7-seed Michigan State on March 23 in the semifinals of the East Regional before 19,624 fans at Madison Square Garden.

► Nowell's layup at the buzzer gave him 20 points for the night to go with an NCAA Tournament-record 19 assists and 5 steals. His 19 assists surpassed the previous record of 18 set by UNLV's **Mark Wade** in the 1987 National Semifinals. The assist total also broke the school single season record of 16 set by **Keith Frazier** against Central Missouri on Dec. 18, 1976, while also surpassing his own NCAA Tournament mark of 14 vs. Montana State on March 17.

► In addition to Nowell's record-setting night, the Wildcats broke school records for most assists (26) and fewest turnovers (5) in an NCAA Tournament game while tying the mark for made 3-point field goals (11). The 98 points were the fourth-most (98) in an NCAA Tournament game in school history and the most since scoring 101 vs. Xavier in 2010 NCAA West Regional Semifinals.

► K-State connected on 55.9 percent (38-of-68) from the field, including 66.7 percent (6-of-9) in the decisive overtime period.

► Nowell was one of six Wildcats to score in double figures, including one of two with 20-point games, as fellow senior **Keyontae Johnson** led the team with 22 points in playing nearly 45 minutes. Junior **Ish Massoud** scored a K-State career-best 15 points, while sophomore **Cam Carter** had perhaps his best all-around game in a Wildcat uniform with 12 points, 6 rebounds and 3 steals. Juniors **David N'Guessan** and **Nae'Qwan Tomlin** each added 11 points.

► In game that included 16 lead changes and 14 ties, Michigan State (21-13) was able to force overtime with an impressive final minute, getting a second chance putback from senior **Malik Hall** with 51 seconds before Walker's driving layup tied the game at 82-all with 5 seconds remaining.

► In the extra period, Johnson broke a 92-all tie with a lob-dunk from Nowell with 52 seconds, then after a free throw from Hall with 43 seconds closed the deficit to 94-93. Nowell set the all-time NCAA Tournament record with his 19th assist to Massoud on an inbound play for a jumper and a 96-93 lead with 17 seconds remaining. Nowell sealed the game with a steal of Walker with 3 seconds and a layup at the buzzer for the final 98-93 win.

MICHIGAN STATE (21-13)																		
No.	Name	PTS	FG	3FG	FT	O	D	R	PF	A	TO	S	B	MIN				
10	HAUSER, Joey	F	18	5-11	4-9	4-5	0	6	6	4	0	1	0	38				
22	SISSOKO, Mady	C	5	2-3	0-0	1-1	0	2	2	1	0	0	0	17				
02	WALKER, Tyson	G	16	6-16	4-7	0-0	1	2	3	2	5	3	0	41				
03	AKINS, Jaden	G	14	5-9	4-5	0-0	3	1	4	2	3	3	1	37				
11	HOGGARD, A.J.	G	25	7-14	1-2	10-11	0	2	2	0	6	4	0	40				
00	KOHLER, Jason	2	1-2	0-0	0-0	0	2	2	0	0	0	0	0	4				
25	HALL, Malik	13	5-8	0-2	3-5	3	5	8	2	2	3	0	1	32				
05	HOLLOMAN, Tre	0	0-0	0-0	0-0	0	0	0	1	1	0	0	0	5				
15	COOPER, Caron	0	0-0	0-0	0-0	0	2	4	1	0	0	0	0	12				
TEAM						4	4	8										
TOTALS			93	31-63	13-25	18-22	13	24	37	16	18	13	2	6	225			
			FG	FG%	3FG	3FG%	FT	FT%	Deadball Rebounds: 0, 0									
1st Half		12-30	40.0	5-9	55.6	9-9	100.0	Biggest Run: 6 (14:34 2H)										
2nd Half		16-27	59.3	7-15	46.7	5-8	62.5	Largest Lead: 4 (7:28 1H)										
OT		3-6	50.0	1-1	100.0	4-5	80.0	Technical Fouls: None										
GAME		31-63	49.2	13-25	52.0	18-22	81.8											

K-STATE (26-9)																
No.	Name	PTS	FG	3FG	FT	O	D	R	PF	A	TO	S	B	MIN		
11	JOHNSON, Keyontae	F	22	10-18	1-4	1-2	1	5	6	2	1	2	0	0	45	
35	TOMLIN, Nae'Qwan	F	11	4-9	0-1	3-4	4	3	7	4	3	0	1	2	36	
01	NOWELL, Markquis	G	20	7-18	2-6	4-4	1	2	3	2	19	2	5	0	43	
05	CARTER, Cam	G	12	5-6	2-3	0-0	0	6	6	4	2	0	3	0	37	
13	SILLS, Desi	G	7	2-4	1-3	2-2	0	2	2	5	0	0	0	0	19	
03	N'GUESSAN, David	11	5-5	1-1	0-2	0	1	1	4	1	0	1	1	17		
25	MASSOUD, Ismael	15	5-8	4-6	1-2	0	2	2	2	0	0	0	0	28		
23	IIYOLA, Abayomi	0	0-0	0-0	0-0	0	0	1	0	1	0	0	0	14		
TEAM						2	2	4								
TOTALS			98	38-68	11-24	11-6	8	23	31	24	26	5	10	3	225	
			FG	FG%	3FG	3FG%	FT	FT%	Deadball Rebounds: 3, 0							
1st Half		16-26	61.5	7-12	58.3	4-8	50.0	Biggest Run: 10 (4:45 2H)								
2nd Half		16-33	48.5	4-9	44.4	3-4	75.0	Largest Lead: 9 (18:16 2H)								
OT		6-9	66.7	0-3	0-0	4-4	100.0	Technical Fouls: None								
GAME		38-68	55.9	11-24	45.8	11-16	68.8									

1

G | SR-TR



MARKQUIS NOWELL

G | 5-8 | 160 | Sr.-1L | Harlem, N.Y. | The Patrick School | Little Rock

@MrNewYorkCityy mr.newyorkcity


 NCAA East Regional Most Outstanding Player | Bob Cousy Award Winner
 AP, Sporting News, NABC, USBWA Third Team All-American
 All-Big 12 First Team | Big 12 All-Defensive Team (2022, 2023) | 3x Big 12 POW

SUPERLATIVES

	FR	SO	JR1	JR2	SR	CAR
10+ Points	15	20	12	19	33	99
20+ Points	3	12	1	3	14	33
30+ Points	1	2	—	—	3	6
4+ 3FGM	5	10	2	3	8	28
5+ Rebounds	6	7	4	5	12	34
5+ Assists	11	14	9	12	31	77
10+ Assists	—	1	4	3	11	19
2+ Steals	9	18	10	16	29	80
Double-Doubles	—	1	4	3	10	18

PERSONAL HIGHS

■ Points

Season 36 at Texas (1/3/23)

Career 36 at Texas (1/3/23)

Big 12 36 at Texas (1/3/23)

■ Field Goals Made

Season 10 vs. Nevada (11/22/22)

Career 12 vs. SE Oklahoma State (11/8/18)

Big 12 9 at Texas (1/3/23)

■ Field Goals Attempted

Season 21 vs. Florida Atlantic (3/25/23)

Career 25 vs. ULM (2/27/20)

Big 12 20 at West Virginia (3/4/23)

■ 3-Point Field Goals Made

Season 6, twice

Career 8 at ULM (12/19/19)

Big 12 6, twice

■ 3-Point Field Goals Attempted

Season 12 at West Virginia (3/4/23)

Career 19 vs. ULM (2/27/20)

Big 12 12 at West Virginia (3/4/23)

■ Free Throws Made

Season 12, twice

Career 14 vs. Iowa State (2/26/22)

Big 12 14 vs. Iowa State (2/26/22)

■ Free Throws Attempted

Season 13, twice

Career 16 vs. Iowa State (2/26/22)

Big 12 16 vs. Iowa State (2/26/22)

■ Rebounds

Season 9 vs. Florida (1/28/23)

Career 9, twice

Big 12 8 vs. Texas Tech (1/21/23)

■ Assists

Season ^19 vs. Michigan State (3/23/23)

Career ^19 vs. Michigan State (3/23/23)

Big 12 14 at Baylor (1/7/23)

■ Blocked Shots

Season 1, twice

Career 1, 4 times

Big 12 1 vs. TCU (2/7/23)

■ Steals

Season 7 vs. West Virginia (12/31/22)

Career 7, twice

Big 12 7, twice

■ Minutes

Season 43+ vs. West Virginia (12/31/22)

Career 44 at Iowa State (2/13/22)

Big 12 44 at Iowa State (2/13/22)

SEASON STATS

PPG	RPG	APG	FG%	3FG%	FT%
17.6	3.5	8.3	38.6	35.5	88.9

NOWELL AT A GLANCE

► Saw action in 131 games with 109 starts in his college career, which included stints at Little Rock (2018-21) and K-State (2021-23)... Played in 63 games in his K-State career, including 57 starts.

► The Big 12 leader in assists, steals, free throw percentage and minutes, he was 2nd nationally in assists/game (8.3 apg.), total assists (297) and total steals (92)... Also among the top-15 in 4 others, including 6th in steals/game (2.6 spg.), 7th in free throws (185), 14th in free throw percentage (88.9) and minutes (36.9).

► Averaged 23.5 points, 13.5 assists and 4.0 steals during the NCAA Tournament, earning East Regional MOP honors... Joined Michigan's **Rumeal Robinson** as the only players to have at least 90 points and 50 assists in one NCAA Tournament.

► Led the Big 12 in 6 conference-only categories, including scoring (19.5 ppg.), assists (7.2 apg.), 3-pointers/game (2.83), free throw percentage (91.1), steals (2.8 spg.) and minutes (38.8)... In top 10 in 3 others (field goal percentage (10th), 3-point field goal percentage (2nd) and assist/turnover ratio (5th).

► Only **Denis Clemente** has scored more points as a Division I transfer in school history, as he sits in second with 968 points, including 633 in 2022-23... Holds the single season records for both assists (297) and steals (92), while he is one of just 4 players to have totaled more than 400 assists in a career (433).

► One of 3 active Division I players with at least 1,500 points, 500 assists and 200 steals... Ranks 1st among active Division I players for most career steals (284).

2022-23 GAME-BY-GAME STATISTICS

Date	Opponent	GS	MIN	FG	3PT	FT	O	D	TR	PF	AST	TO	BLK	STL	PTS	+/-
Nov. 7	UTRGV	*	25	3-5	3-3	5-7	0	0	0	0	7	1	0	4	14	20
Nov. 11	@California	*	33	3-11	1-4	6-7	0	3	3	1	7	2	0	3	13	10
Nov. 17	KANSAS CITY	*	33	2-6	1-4	4-4	0	0	0	1	3	1	0	3	9	22
Nov. 21	vs. Rhode Island	*	27	3-8	1-4	2-2	0	5	5	3	12	2	0	1	9	23
Nov. 22	vs. Nevada	*	41	10-20	2-7	7-9	0	2	2	4	11	4	0	0	29	12
Nov. 23	vs. LSU	*	33	6-14	2-5	4-4	1	3	4	0	4	5	0	1	18	2
Nov. 30	@Butler	*	35	5-15	1-6	2-2	0	1	1	1	8	2	0	1	13	5
Dec. 3	WICHITA STATE	*	37	2-9	1-6	6-9	0	5	5	2	7	1	0	3	11	8
Dec. 6	ABILENE CHRISTIAN	*	39	5-13	2-6	3-3	2	4	6	1	12	4	1	3	15	19
Dec. 11	UIW	*	23	3-7	2-3	2-2	0	5	5	1	8	2	0	1	10	36
Dec. 17	NEBRASKA	*	37	3-14	3-11	4-4	0	1	1	1	7	2	0	2	13	14
Dec. 21	RADFORD	*	36	3-6	2-4	2-2	0	4	4	0	11	6	0	2	10	9
Dec. 31	24/24 WEST VIRGINIA*	*	43	6-14	1-5	10-13	1	2	3	1	10	3	0	7	23	7
Jan. 3	@6/6 Texas*	*	38	9-15	6-10	12-12	0	3	3	2	9	1	0	3	36	14
Jan. 7	@19/16 Baylor*	*	43	8-16	4-7	12-13	0	1	1	4	14	4	0	0	32	7
Jan. 10	OKLAHOMA STATE*	*	38	6-12	5-10	3-3	1	4	5	3	7	4	0	2	20	12
Jan. 14	@17/17 TCU*	*	38	6-14	2-7	2-2	0	2	2	2	4	6	0	2	16	-14
Jan. 17	2/2 KANSAS*	*	42	2-8	0-4	0-0	1	3	4	4	7	3	0	4	4	-1
Jan. 21	TEXAS TECH*	*	37	5-12	4-11	9-10	1	7	8	1	5	3	0	2	23	6
Jan. 24	@12/13 Iowa State*	*	38	6-17	4-5	7-8	1	1	2	2	9	4	0	3	23	3
Jan. 28	FLORIDA	*	33	4-9	2-4	3-5	1	8	9	1	8	5	0	2	13	16
Jan. 31	@8/8 Kansas*	*	39	5-18	3-11	10-11	0	3	3	3	4	5	0	2	23	-13
Feb. 4	10/9 TEXAS*	*	38	4-11	0-5	2-2	0	6	6	4	3	6	0	1	10	-4
Feb. 7	17/19 TCU*	*	39	7-17	3-7	1-2	0	0	0	1	7	6	1	2	18	19
Feb. 11	@Texas Tech*	*	39	5-19	1-10	7-7	0	2	2	3	4	7	0	4	18	-7
Feb. 14	@Oklahoma*	*	37	4-13	2-9	4-4	1	4	5	1	6	4	0	3	14	-12
Feb. 18	19/18 IOWA STATE*	*	37	4-13	4-9	8-8	0	6	6	3	5	4	0	0	20	7
Feb. 21	9/10 BAYLOR*	*	38	2-11	0-6	10-10	0	2	2	4	10	0	0	2	14	5
Feb. 25	@Oklahoma State*	*	39	5-12	3-8	9-10	0	5	5	3	8	7	0	4	22	9
Mar. 1	OKLAHOMA*	*	36	3-9	3-5	2-2	0	3	3	3	10	1	0	3	11	15
Mar. 4	@West Virginia*	*	39	7-20	6-12	4-6	1	3	4	4	8	6	0	6	24	-11
Mar. 9	vs. 22/23 TCU	*	38	5-13	1-9	0-0	0	3	3	2	5	5	0	0	11	-12
Mar. 17	vs. Montana State	*	37	7-12	3-6	0-0	1	5	6	2	14	5	0	3	17	16
Mar. 19	vs. Kentucky	*	40	7-14	3-8	10-11	0	2	2	1	9	4	0	3	27	6
Mar. 23	vs. Michigan State	*	43	7-18	2-6	4-4	1	2	3	2	19	2	0	5	20	11
Mar. 25	vs. 25/25 Florida Atlantic	*	40	8-21	5-11	9-10	0	3	3	2	12	5	0	5	30	-3

NOWELL'S CAREER STATS

YEAR	GP	GS	Min	Avg.	FGM	FGA	Pct.	3FGM	3FGA	Pct.	FTM	FTA	Pct.	Off	Def	Tot	Avg.	PF	Ast	TO	Blk	Stl	Pts	Avg.
*2018-19 (Fr.)	25	18	761	30.4	95	249	.382	46	130	.354	42	53	.792	10	69	79	3.2	54	105	83	0	36	278	11.1
*2019-20 (So.)	28	26	938	33.5	151	354	.427	77	197	.391	102	116	.879	9	74	83	3.0	58	136	104	2	62	481	17.2
*2020-21 (Jr.)	15	8	457	30.5	63	183	.344	33	99	.333	55	63	.873	15	44	59	3.9	31	90	59	0	35	214	14.3
2021-22 (Jr.)	27	21	821	30.4	112	290	.386	43	140	.307	68	82	.829	11	82	93	3.4	66	136	69	1	59	335	12.4
2022-23 (Sr.)	36	36	1328	36.9	180	466	.386	88	248	.355	185	208	.889	13	113	126	3.5	73	297	132	2	92	633	17.6
Totals	131	109	4303	32.8	601	1542	.390	287	814	.353	452	522	.866	58	382	440	3.4	282	764	447	5	284	1941	14.8

Wildcats

*at Little Rock

3

F | JR.-TR



DAVID N'GUESSAN

F | 6-9 | 215 | Jr.-TR | De Lier, The Neth. | Mt. Zion Prep [Md.] | Virginia Tech

@DavidNGuessan1 davidnguessan1

SUPERLATIVES

	FR	SO	JR	SR	CAR
10+ Points	2	2	7	—	11
20+ Points	—	—	1	—	1
2+ 3FGM	—	—	—	—	—
5+ Rebounds	4	8	9	—	21
10+ Rebounds	—	—	—	—	—
3+ Assists	—	1	1	—	2
Multiple Steals	2	1	3	—	6
2+ Blocks	2	6	3	—	11
Double-Double	—	—	—	—	—

PERSONAL HIGHS

■ Points

Season 23 vs. Abilene Christian (12/6/22)

Career 23 vs. Abilene Christian (12/6/22)

Big 12 10, twice

■ Field Goals Made

Season 9 vs. Abilene Christian (12/6/22)

Career 9 vs. Abilene Christian (12/6/22)

Big 12 4, twice

■ Field Goals Attempted

Season 9 vs. Abilene Christian (12/6/22)

Career 9 vs. Abilene Christian (12/6/22)

Big 12 6 at Kansas (1/31/23)

■ 3-Point Field Goals Made

Season 1, 5 times

Career 1, 9 times

Big 12 1 vs. Texas (2/4/23)

■ 3-Point Field Goals Attempted

Season 3 vs. UTRGV (11/7/22)

Career 3 vs. UTRGV (11/7/22)

Big 12 1 vs. Texas (2/4/23)

■ Free Throws Made

Season 6 at Kansas (1/31/23)

Career 6 at Kansas (1/31/23)

Big 12 6 at Kansas (1/31/23)

■ Free Throws Attempted

Season 11 vs. Abilene Christian (12/6/22)

Career 11 vs. Abilene Christian (12/6/22)

Big 12 8 at Kansas (1/31/23)

■ Rebounds

Season 8, twice

Career 9 vs. Cornell (12/8/21)

Big 12 6 at Kansas (1/31/23)

■ Assists

Season 3 vs. Nebraska (12/17/22)

Career 3, twice

Big 12 2 vs. TCU (2/7/23)

■ Blocked Shots

Season 2, 3 times

Career 3, twice

Big 12 2 vs. Iowa State (2/18/23)

■ Steals

Season 3 vs. Kentucky (3/19/23)

Career 3 vs. Kentucky (3/19/23)

Big 12 1, 5 times

■ Minutes

Season 33 vs. Abilene Christian (12/6/22)

Career 33 vs. Abilene Christian (12/6/22)

Big 12 26 vs. TCU (2/7/23)

SEASON STATS

PPG	RPG	BPG	FG%	3FG%	FT%
6.4	3.5	0.5	70.6	50.0	46.7

N'GUESSAN AT A GLANCE

► Started 11 of first 12 games before missing first 6 Big 12 games due to injury... Returned vs. Texas Tech (1/21/23)... Missed 7 games total before playing in the last 16... Came off the bench in 9 of last 10 games with the emergence of **Desi Sills**... Has seen action in 86 games with all 18 starts coming while at K-State.

► Led the team in field goal percentage (70.6), while going perfect on 3 or more made field goals in 7 games... Became the 10th Wildcat to go 9-of-9 or better from the field with his career-best 23 points vs. Abilene Christian (12/6/22)... Went 5-of-5 in the win over Michigan State (3/23/23) in the NCAA Tournament.

► Hit on 14 consecutive field goals between the ACU (12/6/22) and UIW (12/11/22) games, falling 3 shy of **Ed Nealy's** school-record of 17 set in 1980.

► Scored in double figures in 7 games, including in consecutive games vs. ACU (12/6/22) and UIW (12/11/22)... Scored in double figures for the 1st time as a Wildcat vs. Rhode Island (11/21/22) with 12 points... Posted 1st career 20-point game with 23 vs. ACU (12/6/22)... Scored in double figures in his 1st Big 12 start at No. 8/8 Kansas (1/31/23)... Twice had double digits in the NCAA Tournament with 10 vs. Montana State (3/17/23) and 11 vs. Michigan State (3/23/23).

► Ranked 3rd in offensive rebounds (41) and tied for 3rd in rebounding (3.5 rpg)... Twice had 8 rebounds vs. Nevada (11/22/22) and Nebraska (12/17/22).

► Was 2nd in total blocks (15), recording at least one in 12 games... Blocked a season-high 2 vs. Nevada (11/22/22), ACU (12/6/22) and Iowa State (2/18/23).

2022-23 GAME-BY-GAME STATISTICS

Date	Opponent	GS	MIN	FG	3PT	FT	O	D	TR	PF	AST	TO	BLK	STL	PTS	+/-
Nov. 7	UTRGV	*	19	1-6	1-3	2-2	2	4	6	3	2	1	0	1	5	10
Nov. 11	@California	*	14	1-2	0-0	0-0	1	2	3	3	0	3	0	0	2	12
Nov. 17	KANSAS CITY		17	1-1	0-0	1-2	4	2	6	0	0	3	1	1	3	0
Nov. 21	vs. Rhode Island	*	16	6-8	0-0	0-1	5	2	7	5	1	2	1	1	12	23
Nov. 22	vs. Nevada	*	27	4-6	0-0	0-2	4	4	8	3	2	0	2	0	8	12
Nov. 23	vs. LSU	*	31	0-2	0-0	2-2	1	0	1	2	1	1	0	1	2	-1
Nov. 30	@Butler	*	25	4-4	0-0	0-0	2	0	2	3	1	1	1	0	8	-9
Dec. 3	WICHITA STATE	*	26	3-4	0-1	2-2	2	4	6	0	1	0	0	1	8	-4
Dec. 6	ABILENE CHRISTIAN	*	33	9-9	1-1	4-11	0	5	5	1	1	0	2	0	23	16
Dec. 11	UIW	*	20	5-5	1-1	1-2	1	1	2	1	1	0	0	0	12	11
Dec. 17	NEBRASKA	*	31	1-4	0-0	1-3	3	5	8	3	3	1	1	1	3	16
Dec. 21	RADFORD	*	21	3-5	0-0	1-3	2	5	7	2	2	1	1	0	7	-5
Dec. 31	24/24 WEST VIRGINIA*															
Jan. 3	@6/6 Texas*															
Jan. 7	@19/16 Baylor*															
Jan. 10	OKLAHOMA STATE*															
Jan. 14	@17/17 TCU*															
Jan. 17	2/2 KANSAS*															
Jan. 21	TEXAS TECH*		4	0-0	0-0	0-2	0	0	0	0	0	0	0	0	0	2
Jan. 24	@12/13 Iowa State*															
Jan. 28	FLORIDA	*	19	4-5	0-0	1-2	0	1	1	1	0	0	0	2	9	7
Jan. 31	@8/8 Kansas*	*	20	2-6	0-0	6-8	4	2	6	4	1	0	0	0	10	-6
Feb. 4	10/9 TEXAS*	*	23	2-3	1-1	0-0	1	1	2	1	1	2	0	1	5	-4
Feb. 7	17/19 TCU*	*	26	4-4	0-0	2-2	1	3	4	1	2	0	1	1	10	18
Feb. 11	@Texas Tech*	*	17	0-0	0-0	0-0	1	3	4	4	1	2	0	1	0	-6
Feb. 14	@Oklahoma*	*	2	0-0	0-0	0-0	0	0	0	0	0	1	0	0	0	-7
Feb. 18	19/18 IOWA STATE*		12	1-2	0-0	0-0	1	0	1	3	0	1	2	1	2	11
Feb. 21	9/10 BAYLOR*		22	3-3	0-0	1-5	2	2	4	2	0	1	0	0	7	6
Feb. 25	@Oklahoma State*		20	3-4	0-0	0-0	0	4	4	1	1	1	1	1	6	13
Mar. 1	OKLAHOMA*		15	4-5	0-0	1-4	0	2	2	1	0	1	0	0	9	7
Mar. 4	@West Virginia*	*	22	3-3	0-0	1-2	2	2	4	2	0	2	0	0	7	-7
Mar. 9	vs. 22/23 TCU		9	1-1	0-0	0-0	0	1	1	0	0	0	0	0	2	-10
Mar. 17	vs. Montana State		19	4-7	0-1	2-3	1	1	2	1	1	0	1	2	10	0
Mar. 19	vs. Kentucky		24	2-4	0-1	0-0	1	3	4	5	0	0	0	3	4	5
Mar. 23	vs. Michigan State		17	5-5	1-1	0-2	0	1	1	4	1	0	1	1	11	-3
Mar. 25	vs. 25/25 Florida Atlantic		16	1-1	0-0	0-0	0	0	0	5	0	1	0	1	2	-3

LAST GAME (vs. 25/25 Florida Atlantic 3/25/23)

MIN	PTS	REBS	ASTS	BLKS	STLS
16	2	0	0	0	1

TOP PERFORMANCES

► Posted his 1st career 20-point game with a career-high 23 points vs. Abilene Christian (12/6/22), going a perfect 9-of-9 from the field, including 1-of-1 from 3-point range, to go with 5 rebounds, 2 blocks and an assist in 33 minutes.

► His previous career-high of 15 points vs. Maine (11/9/21) came while playing at Virginia Tech, going 7-of-7 from the field, in just 18 minutes of action.

► Registered his first double-digit scoring game as a Wildcat with 12 points vs. Rhode Island (11/21/22) on 6-of-8 field goals with 7 rebounds in 16 minutes... Scored 12 points vs. UIW (12/11/22) on 5-of-5 shooting in 20 minutes.

► Scored in double figures in his 1st Big 12 start at No. 8/8 Kansas (1/31/23) with 10 points on 2-of-6 field goals and 6-of-8 free throws... Tied his Big 12-high with 10 points vs. TCU (2/7/23) on 4-of-4 field goals and 2-of-2 free throws.

► Pulled down a career-best 9 rebounds vs. Cornell (12/8/21) while at Virginia Tech, while he twice has grabbed 8 boards this season (vs. Nevada, Nebraska).

BACKGROUND

► Transferred to K-State after 2 seasons (2020-22) at Virginia Tech.

► Saw action in 57 of a possible 58 games in Virginia Tech career, helping the Hokies to 38 wins, consecutive NCAA Tournaments and first-ever ACC Tournament title in 2022... Has played in the last 3 NCAA Tournaments (2021, 2022, 2023).

N'GUESSAN'S CAREER STATS

YEAR	GP	GS	Min	Avg.	FGM	FGA	Pct.	3FGM	3FGA	Pct.	FTM	FTA	Pct.	Off	Def	Tot	Avg.	PF	Ast	TO	Blk	Stl	Pts	Avg.
*2019-20 (Fr.)	21	0	202	9.6	21	36	.583	0	2	.000	13	31	.419	15	33	48	2.3	33	8	9	2	6	55	2.6
*2021-22 (So.)	36	0	483	13.4	52	107	.486	4	15	.267	24	45	.533	32	66	98	2.7	56	24	17	22	10	132	3.7
2022-23 (Jr.)	29	18	566	19.5	77	109	.706	5	10	.500	28	60	.467	41	60	101	3.5	61	23	25	15	20	187	6.4
Totals	86	18	1251	14.5	150	252	.595	9	27	.333	65	136	.478	88	159	247	2.9	150	55	51	39	36	374	4.3

*at Virginia Tech

Wildcats

4

G | SR-TR



TYKEI GREENE

G | 6-4 | 205 | Sr.-TR | Queens, N.Y. | Long Island Lutheran | Manhattan | Stony Brook

@TheGreene40

ty.greene0


 2022 All-America East Second Team
 2022 America East All-Academic Team

SUPERLATIVES

	FR	SO	JR	SR ₁	SR ₂	CAR
10+ Points	4	15	12	23	2	56
20+ Points	—	3	—	7	—	10
30+ Points	—	—	—	—	—	—
4+ 3FGM	1	1	—	2	—	4
5+ Rebounds	8	15	14	24	4	65
10+ Rebounds	—	—	6	11	—	17
2+ Steals	2	6	4	14	2	28
2+ Blocks	—	—	—	3	—	3
Double-Doubles	—	—	5	9	—	14

PERSONAL HIGHS

■ Points

Season	13 vs. TCU (2/7/23)
Career	29 at UMBG (2/16/22)
Big 12	13 vs. TCU (2/7/23)

■ Field Goals Made

Season	6 vs. TCU (2/7/23)
Career	10, twice
Big 12	6 vs. TCU (2/7/23)

■ Field Goals Attempted

Season	11 vs. TCU (2/7/23)
Career	19 at UMass-Lowell (2/23/22)
Big 12	11 vs. TCU (2/7/23)

■ 3-Point Field Goals Made

Season	2, twice
Career	5 at Hofstra (12/22/19)
Big 12	1 at TCU (1/14/23)

■ 3-Point Field Goals Attempted

Season	4, twice
Career	9 vs. Iona (2/22/19)
Big 12	2 at TCU (1/14/23)

■ Free Throws Made

Season	2 vs. UIW (12/11/22)
Career	9, twice
Big 12	1, 3 times

■ Free Throws Attempted

Season	4, twice
Career	12 vs. Delaware State (11/12/19)
Big 12	3 vs. Kansas (1/17/23)

■ Rebounds

Season	9 vs. TCU (2/7/23)
Career	14, twice
Big 12	9 vs. TCU (2/7/23)

■ Assists

Season	3 vs. UTRGV (11/7/22)
Career	4, twice
Big 12	1, 4 times

■ Blocked Shots

Season	1, 4 times
Career	2, 3 times
Big 12	1, 3 times

■ Steals

Season	2, twice
Career	4, twice
Big 12	1, 5 times

■ Minutes

Season	24 at West Virginia (3/4/23)
Career	41 vs. Fairfield (12/4/20)
Big 12	24 at West Virginia (3/4/23)

SEASON STATS

PPG	RPG	APG	FG%	3FG%	FT%
2.7	1.9	0.3	43.2	20.0	34.5

GREENE AT A GLANCE

► Experience reserve who saw action in 32 games while averaging 10.6 minutes per game in his lone season at K-State... Played in 146 career games in college (Manhattan, Stony Brook and K-State) with 88 starts.

► Averaging 2.7 points per game off the bench, connecting on 56.9 percent (29-of-51) from inside the arc... Scored 6 or more points 6 times with both double-digit scoring games coming against TCU including a season-high 13 points in the win over the Horned Frogs (2/7/23) on 6-of-11 shooting... Was the leading scorer off the bench in the win at Cal (11/11/22) with 8 points in 20 minutes.

► Posted 56 career double-digit scoring games, including 10 games with 20 or more points... Scored in double figures in 35 of 54 games at Stony Brook (2020-22), including in 23 of 31 games as a senior (2021-22) with 7 20-point efforts.

► Collected 14 career double-doubles (points/rebounds), including 9 in 2021-22... Ranks 4th in Stony Brook history in career double-doubles.

► Had a strong ending to his career at Stony Brook in 2021-22 with 6 of his 7 20-point games coming in the last 9 games... Posted double-doubles in 4 of the last 5 games, including 3 of at least 20 points and 10 rebounds.

► Led the America East in rebounding (8.1 rpg.) in 2021-22, while he ranked in the top-15 in 4 other categories, including 4th in field goal percentage (52.0), 5th in steals (1.4 spg.), 9th in scoring (14.0 ppg.) and 15th in minutes (30.9 mpg.).

2022-23 GAME-BY-GAME STATISTICS

Date	Opponent	GS	MIN	FG	3PT	FT	O	D	TR	PF	AST	TO	BLK	STL	PTS	+/-
Nov. 7	UTRGV		22	3-8	2-4	1-4	0	2	2	1	3	0	0	1	9	25
Nov. 11	@California		20	3-6	1-4	1-1	2	1	3	2	0	1	0	0	8	3
Nov. 17	KANSAS CITY		6	1-4	0-1	0-0	0	0	0	4	0	1	0	2	2	6
Nov. 21	vs. Rhode Island		19	2-3	2-2	1-2	2	1	3	0	1	0	1	0	7	7
Nov. 22	vs. Nevada		11	1-2	0-0	0-1	1	0	1	1	1	1	0	0	2	11
Nov. 23	vs. LSU		15	0-1	0-1	1-4	0	1	1	3	0	2	0	1	1	1
Nov. 30	@Butler		11	1-3	0-2	0-0	1	1	2	0	0	0	0	0	2	-13
Dec. 3	WICHITA STATE		12	1-3	0-1	0-0	1	0	1	1	0	0	0	0	2	-2
Dec. 6	ABILENE CHRISTIAN		12	2-2	0-0	0-1	2	0	2	1	0	0	0	0	4	2
Dec. 11	UIW		17	2-7	0-3	2-2	2	3	5	1	0	0	0	1	6	21
Dec. 17	NEBRASKA		10	1-3	0-1	0-0	1	1	2	1	0	1	0	0	2	-4
Dec. 21	RADFORD		—	—	—	—	—	—	—	—	—	—	—	—	—	—
Dec. 31	24/24 WEST VIRGINIA*		14	1-2	0-0	0-2	1	4	5	1	1	0	0	0	2	-1
Jan. 3	@6/6 Texas*		5	1-1	0-0	0-0	0	0	0	2	0	0	0	0	2	-2
Jan. 7	@19/16 Baylor*		7	1-2	0-0	0-0	0	0	0	3	0	0	1	1	2	-3
Jan. 10	OKLAHOMA STATE*		11	0-1	0-1	0-0	0	0	0	0	1	0	0	0	0	5
Jan. 14	@17/17 TCU*		11	5-7	1-2	0-1	1	0	1	2	0	0	0	1	11	15
Jan. 17	2/2 KANSAS*		10	0-1	0-0	1-3	1	2	3	2	0	0	0	0	1	-8
Jan. 21	TEXAS TECH*		5	0-2	0-1	0-0	1	0	1	0	0	0	0	0	0	-5
Jan. 24	@12/13 Iowa State*		7	1-1	0-0	0-1	1	0	1	0	0	0	0	0	2	-7
Jan. 28	FLORIDA		10	0-1	0-1	0-0	0	2	2	2	0	0	0	2	0	2
Jan. 31	@8/8 Kansas*		2	0-0	0-0	0-0	0	0	0	0	0	0	0	0	0	3
Feb. 4	10/9 TEXAS*		0+	0-0	0-0	0-0	0	0	0	1	0	0	0	0	0	-4
Feb. 7	17/19 TCU*		21	6-11	0-1	1-2	4	5	9	0	0	1	0	1	13	28
Feb. 11	@Texas Tech*		5	0-1	0-0	1-2	1	1	2	1	0	1	0	0	1	-7
Feb. 14	@Oklahoma*		10	0-0	0-0	0-0	1	1	2	2	1	0	0	1	0	-6
Feb. 18	19/18 IOWA STATE*		—	—	—	—	—	—	—	—	—	—	—	—	—	—
Feb. 21	9/10 BAYLOR*		—	—	—	—	—	—	—	—	—	—	—	—	—	—
Feb. 25	@Oklahoma State*		14	0-1	0-1	0-0	1	2	3	3	0	0	1	0	0	-9
Mar. 1	OKLAHOMA*		8	2-3	0-1	0-0	0	0	0	2	0	1	1	0	4	6
Mar. 4	@West Virginia*		24	1-2	0-0	0-0	2	4	6	4	1	2	0	1	2	-4
Mar. 9	vs. 22/23 TCU		10	0-1	0-1	1-3	2	2	4	1	0	1	0	0	1	0
Mar. 17	vs. Montana State		3	0-0	0-0	0-0	1	0	1	0	0	0	0	0	0	0
Mar. 19	vs. Kentucky		3	0-1	0-1	0-0	0	0	0	0	0	0	0	0	0	3
Mar. 23	vs. Michigan State		—	—	—	—	—	—	—	—	—	—	—	—	—	—
Mar. 25	vs. 25/25 Florida Atlantic		5	0-1	0-1	0-0	0	0	0	1	0	0	0	0	0	-2

GREENE'S CAREER STATS

YEAR	GP	GS	Min	Avg.	FGM	FGA	Pct.	3FGM	3FGA	Pct.	FTM	FTA	Pct.	Off	Def	Tot	Avg.	PF	Ast	TO	Blk	Stl	Pts	Avg.
*2018-19 (Fr.)	32	13	627	19.6	61	193	.316	21	84	.250	39	68	.574	29	76	105	3.3	51	16	58	2	16	182	5.7
*2019-20 (So.)	28	23	796	28.4	91	245	.371	30	104	.288	60	97	.619	43	87	130	4.6	51	26	56	6	21	272	9.7
**2020-21 (Jr.)	23	22	705	30.7	83	190	.437	23	77	.299	34	62	.548	51	107	158	6.9	48	19	41	4	16	223	9.7
**2021-22 (Sr.)	31	30	961	31.0	159	306	.520	40	94	.426	77	120	.642	88	164	252	8.1	57	35	47	13	43	435	14.0
2022-23 (Sr.)	32	0	339	10.6	35	81	.432	6	30	.200	10	29	.345	29	33	62	1.9	43	9	12	4	12	86	2.7
Totals	146	88	3428	23.5	429	1015	.423	120	389	.308	220	376	.585	240	467	707	4.8	250	105	214	29	108	1198	8.2

*at Manhattan | **at Stony Brook

Wildcats

5

G | SO-TR



CAM CARTER

G | 6-3 | 190 | So.-TR | Donaldsonville, La. | Oak Hill Academy | Mississippi State

@camryncarter23 camc.5

SUPERLATIVES

	FR	SO	JR	SR	CAR
10+ Points	2	8	—	—	10
20+ Points	—	—	—	—	—
30+ Points	—	—	—	—	—
3+ 3FGM	1	2	—	—	3
Double-Doubles	—	—	—	—	—
5+ Rebounds	—	9	—	—	9
5+ Assists	1	1	—	—	2
Multiple Steals	2	9	—	—	11
2+ Blocks	—	1	—	—	1

PERSONAL HIGHS

■ Points

Season	17 at Texas (1/3/23)
Career	17 at Texas (1/3/23)
Big 12	17 at Texas (1/3/23)

■ Field Goals Made

Season	6 at Texas (1/3/23)
Career	6 at Texas (1/3/23)
Big 12	6 at Texas (1/3/23)

■ Field Goals Attempted

Season	12 at West Virginia (3/4/23)
Career	12, twice
Big 12	12 at West Virginia (3/4/23)

■ 3-Point Field Goals Made

Season	4 vs. Kansas City (11/17/22)
Career	4 vs. Kansas City (11/17/22)
Big 12	3 at Texas (1/3/23)

■ 3-Point Field Goals Attempted

Season	7 vs. Kansas City (11/17/22)
Career	7 vs. Kansas City (11/17/22)
Big 12	5, twice

■ Free Throws Made

Season	4, twice
Career	4, 3 times
Big 12	4, twice

■ Free Throws Attempted

Season	6 at Oklahoma State (2/25/23)
Career	6 at Oklahoma State (2/25/23)
Big 12	6 at Oklahoma State (2/25/23)

■ Rebounds

Season	8, twice
Career	8, twice
Big 12	8, twice

■ Assists

Season	5 at West Virginia (3/4/23)
Career	7 vs. Montana (11/13/21)
Big 12	5 at West Virginia (3/4/23)

■ Blocked Shots

Season	2 vs. Texas Tech (1/21/23)
Career	2 vs. Texas Tech (1/21/23)
Big 12	2 vs. Texas Tech (1/21/23)

■ Steals

Season	3 vs. Michigan State (3/23/23)
Career	3 vs. Michigan State (3/23/23)
Big 12	2, 4 times

■ Minutes

Season	38 at Texas (1/3/23)
Career	38 at Texas (1/3/23)
Big 12	38 at Texas (1/3/23)

SEASON STATS

PPG	RPG	APG	FG%	3FG%	FT%
6.5	3.0	1.4	38.4	33.3	71.1

CARTER AT A GLANCE

► One of 4 Wildcats to start all 36 games in 2022-23, averaging 26.3 minutes... Has seen action in 63 games in college (Mississippi State, K-State) with 40 starts.

► Ranked 4th on the team in 3-point field goals (35), assists (1.4 apg.) and steals (0.9 spg.) and 5th in scoring (6.5 ppg.), field goals (86) and minutes.

► Scored in double figures 8 times (4 in Big 12 play), including a career-best 17 points in the win over No. 6/6 Texas (1/3/23) on 6-of-9 field goals... Had 12 points in the NCAA Tournament win over Michigan State (3/23/23).

► His other double-digit scoring games included 16 vs. Kansas City (11/17/22), 15 at No. 12/13 Iowa State (1/24/23), 13 at West Virginia (3/4/23) and 10 each vs. UIW (12/11/22), Nebraska (12/17/22) and No. 9/10 Baylor (2/21/23).

► Knocked down at least one 3-pointer in 24 of 36 games, including 2 or more on 8 occasions, including a season-high 4 vs. Kansas City (11/17/22).

► Became one of the team's better rebounders grabbing 5 or more boards in 9 games, including a career-best 8 at No. 6/6 Texas (1/3/23) and vs. No. 9/10 Baylor (2/21/23) while falling just shy of double-doubles.

► Dished out 2 or more assists in 19 games, including a season-best 5 at West Virginia (3/4/23)... Also had 4 in the win over Florida (1/28/23).

► Recorded 2 or more steals in 9 games, including a career-high 3 vs. Michigan State (3/23/23)... Also registered 2 steals in 4 different Big 12 games.

2022-23 GAME-BY-GAME STATISTICS

Date	Opponent	GS	MIN	FG	3PT	FT	O	D	TR	PF	AST	TO	BLK	STL	PTS	+/-
Nov. 7	UTRGV	*	25	2-6	1-5	1-2	2	1	3	3	3	2	1	2	6	29
Nov. 11	@California	*	19	1-3	0-1	2-2	0	3	3	4	0	0	1	2	4	15
Nov. 17	KANSAS CITY	*	36	5-10	4-7	2-2	0	3	3	0	0	0	0	0	16	11
Nov. 21	vs. Rhode Island	*	23	3-4	1-1	0-0	0	1	1	2	2	3	0	1	7	21
Nov. 22	vs. Nevada	*	24	2-4	2-3	0-0	0	1	1	3	1	0	0	1	6	-1
Nov. 23	vs. LSU	*	25	3-9	0-3	0-0	0	7	7	3	1	4	0	1	6	8
Nov. 30	@Butler	*	26	1-7	0-2	0-0	0	2	2	4	0	2	0	2	2	-13
Dec. 3	WICHITA STATE	*	30	1-6	1-3	0-0	0	3	3	4	0	0	1	1	3	0
Dec. 6	ABILENE CHRISTIAN	*	31	3-5	0-2	1-2	0	2	2	2	3	1	0	0	7	13
Dec. 11	UIW	*	27	4-8	1-4	1-2	0	0	0	3	3	1	0	1	10	29
Dec. 17	NEBRASKA	*	26	3-10	2-5	2-2	0	2	2	3	2	2	0	0	10	8
Dec. 21	RADFORD	*	27	1-5	0-2	0-0	1	4	5	3	2	0	0	1	2	-2
Dec. 31	24/24 WEST VIRGINIA*	*	22	0-8	0-2	0-0	1	3	4	3	2	1	0	1	0	2
Jan. 3	@6/6 Texas*	*	38	6-9	3-3	2-3	2	6	8	1	2	3	0	0	17	16
Jan. 7	@19/16 Baylor*	*	31	3-8	1-5	0-0	0	1	1	4	2	2	0	0	7	8
Jan. 10	OKLAHOMA STATE*	*	22	2-5	2-3	0-0	0	6	6	0	2	2	0	0	6	4
Jan. 14	@17/17 TCU*	*	25	2-8	0-4	0-0	1	4	5	2	0	1	1	2	4	-21
Jan. 17	2/2 KANSAS*	*	26	1-6	1-2	2-2	1	2	3	3	2	2	0	0	5	-5
Jan. 21	TEXAS TECH*	*	31	1-6	1-4	0-0	0	0	0	1	2	2	2	0	3	7
Jan. 24	@12/13 Iowa State*	*	28	5-5	1-4	4-4	0	1	1	4	0	2	0	1	15	-3
Jan. 28	FLORIDA	*	29	4-7	1-3	0-0	0	5	5	1	4	0	0	2	9	9
Jan. 31	@8/8 Kansas*	*	19	1-4	1-2	0-0	1	3	4	2	2	2	0	1	3	-3
Feb. 4	10/9 TEXAS*	*	22	2-3	1-1	0-0	0	1	1	1	0	4	0	0	5	1
Feb. 7	17/19 TCU*	*	21	2-7	1-3	2-2	0	0	0	1	1	2	0	2	7	-4
Feb. 11	@Texas Tech*	*	26	0-3	0-3	0-2	0	1	1	1	0	0	0	0	0	-5
Feb. 14	@Oklahoma*	*	18	0-4	0-1	0-0	0	2	2	1	0	2	0	2	0	-5
Feb. 18	19/18 IOWA STATE*	*	27	2-6	2-3	0-0	0	3	3	2	0	2	0	1	6	-3
Feb. 21	9/10 BAYLOR*	*	33	5-11	0-5	0-1	0	8	8	1	2	1	1	2	10	7
Feb. 25	@Oklahoma State*	*	20	1-2	1-2	4-6	0	3	3	3	3	1	0	0	7	9
Mar. 1	OKLAHOMA*	*	24	2-5	2-3	1-2	3	2	5	1	2	2	0	0	7	16
Mar. 4	@West Virginia*	*	30	5-12	1-4	2-2	0	1	1	2	5	5	1	1	13	-6
Mar. 9	vs. 22/23 TCU	*	27	1-7	0-4	0-0	0	2	2	1	1	2	1	1	2	-4
Mar. 17	vs. Montana State	*	24	3-4	1-1	1-2	0	1	1	1	1	1	0	0	8	-1
Mar. 19	vs. Kentucky	*	19	2-6	0-3	0-0	0	3	3	2	0	0	0	1	4	-8
Mar. 23	vs. Michigan State	*	37	5-6	2-3	0-0	0	6	6	4	2	0	0	3	12	1
Mar. 25	vs. 25/25 Florida Atlantic	*	29	2-5	1-2	0-0	1	2	3	2	0	0	0	1	5	0

LAST GAME (vs. 25/25 Florida Atlantic 3/25/23)

MIN	PTS	REBS	ASTS	BLKS	STLS
29	5	3	0	0	1

TOP PERFORMANCES

► Enjoyed an impressive night in the win over No. 6/6 Texas (1/3/23), scoring a career-high 17 points on 6-of-9 shooting, including 3-of-3 from 3-point range, to go with a career-best 8 rebounds and 2 assists in 38 minutes.

► Played perhaps his best all-around game in the NCAA Tournament win over Michigan State (3/23/23), posting 12 points on 5-of-6 field goals, including 2-of-3 from 3-point range, to go with 6 rebounds, 3 steals and 2 assists in 37 minutes.

► Went perfect from the field shooting the ball at No. 12/13 Iowa State (1/24/23) with 15 points, going 5-of-5 from the field, including 1-of-1 from 3-point range, and 4-of-4 from the free throw line in 28 minutes.

► Scored 16 points vs. Kansas City (11/17/22) on 5-of-10 field goals with a career-best 4 3-pointers in 36 minutes.

► Was solid all-around in the win over No. 9/10 Baylor (2/21/23) with 10 points, a game-tying 8 rebounds, 2 assists, 2 steals and a block in 33 minutes.

BACKGROUND

► Transferred to K-State after 1 season (2021-22) at Mississippi State.

► Saw action in 27 of 34 games in his true freshman season at MSU with 4 starts in 2021-22... Played in more games than any other Bulldog freshman with nearly half of his minutes (108 of 227) coming in the last 11 games.

CARTER'S CAREER STATS

YEAR	GP	GS	Min	Avg.	FGM	FGA	Pct.	3FGM	3FGA	Pct.	FTM	FTA	Pct.	Off	Def	Tot	Avg.	PF	Ast	TO	Blk	Stl	Pts	Avg.
*2021-22 (Fr.)	27	4	227	8.4	20	52	.385	6	20	.300	11	16	.688	4	17	21	0.8	18	25	19	3	11	57	2.1
2022-23 (So.)	36	36	946	26.3	86	224	.384	35	105	.333	27	38	.711	13	95	108	3.0	78	52	54	9	33	234	6.5
Totals	63	40	1173	18.6	106	276	.384	41	125	.328	38	54	.704	17	112	129	2.0	96	77	73	12	44	291	4.6

*at Mississippi State

Wildcats

11

F | SR-TR



KEYONTAE JOHNSON

F | 6-6 | 230 | Sr-TR | Norfolk, Va. | Oak Hill Academy | Florida

@Keyontae keyontae

 Julius Irving Small Forward Award Finalist | AP, NABC Third Team All-American
 Big 12 Newcomer of the Year | All-Big 12 First Team | All-Newcomer Team
 5x Big 12 Newcomer of the Week (11/14/22, 12/19/22, 1/9/23, 1/23/23, 2/27/23)

SUPERLATIVES

	FR	SO	JR	SR ₁	SR ₂	CAR
10+ Points	12	23	3	—	34	72
20+ Points	1	6	1	—	10	18
30+ Points	—	—	—	—	—	—
3+ 3FGM	2	1	—	—	4	7
5+ Rebounds	25	26	1	—	28	80
10+ Rebounds	6	8	1	—	6	21
5+ Assists	—	2	—	—	3	5
2+ Steals	8	11	1	—	11	31
Double-Doubles	4	8	1	—	6	19

PERSONAL HIGHS

■ Points

Season	28, twice
Career	28, twice
Big 12	28 at Texas (1/3/23)

■ Field Goals Made

Season	11, twice
Career	11, 3 times
Big 12	11, twice

■ Field Goals Attempted

Season	21 at West Virginia (3/4/23)
Career	21 at West Virginia (3/4/23)
Big 12	21 at West Virginia (3/4/23)

■ 3-Point Field Goals Made

Season	4 at West Virginia (3/4/23)
Career	4 at West Virginia (3/4/23)
Big 12	4 at West Virginia (3/4/23)

■ 3-Point Field Goals Attempted

Season	9 at West Virginia (3/4/23)
Career	9 at West Virginia (3/4/23)
Big 12	9 at West Virginia (3/4/23)

■ Free Throws Made

Season	10 vs. Nevada (11/22/22)
Career	15 vs. Arkansas (2/18/20)
Big 12	8 twice

■ Free Throws Attempted

Season	11 vs. Nevada (11/22/22)
Career	17 vs. Arkansas (2/18/20)
Big 12	10 vs. Texas Tech (1/21/23)

■ Rebounds

Season	12, twice
Career	13 at Alabama (2/16/19)
Big 12	12, twice

■ Assists

Season	6 vs. Kansas City (11/17/22)
Career	6, twice
Big 12	5 at Texas (1/3/23)

■ Blocked Shots

Season	1, 6 times
Career	3 at Missouri (1/11/20)
Big 12	1, 4 times

■ Steals

Season	4 vs. Nebraska (12/17/22)
Career	4, 5 times
Big 12	3, twice

■ Minutes

Season	45 vs. Michigan State (3/23/23)
Career	45 vs. Michigan State (3/23/23)
Big 12	45 vs. Michigan State (3/23/23)

SEASON STATS

PPG	RPG	APG	FG%	3FG%	FT%
17.4	6.8	2.1	51.6	40.5	71.5

JOHNSON AT A GLANCE

- One of 4 Wildcats to start all 36 games in 2022-23... Saw action in 108 games in college (Florida, K-State) with 92 starts.
- One of 2 Big 12 players (**Jalen Wilson**) to rank in the Big 12's top-5 in scoring and rebounding in all games and Big 12-only games... Finished 4th in scoring (17.4 ppg.) and 5th in rebounding (6.8 rpg.) in all games, while he was 3rd in both scoring (18.1 ppg.) and rebounding (6.9 rpg.) in Big 12-only games.
- Finished in the Big 12's top-15 in 6 categories, including 1st in FG percentage (51.6), 4th in scoring, 5th in rebounding, defensive boards (5.3) and minutes (34.1) and 13th in FT percentage... Ranked in the top-10 in 5 categories in Big 12-only games.
- Finished with 1,416 points in college, including 627 at K-State... One of just 12 Wildcat to eclipse 600 points in a single season, while the 627 points rank No. 9 on the single-season list... Eclipsed 1,000 career points vs. Radford (12/21/22).
- Led the Wildcats in scoring 15 times, including on 5 occasions in Big 12 play, while he scored in double figures in 34 of 36 games in 2022-23, including 10 games of 20 or more points, including a season-best 28 twice.
- Has 72 career double-digit scoring games, including 18 20-point games... 15 of those 18 20-point games have come vs. Power 6, including 9 times in 2022-23.
- Led the team in both rebounding (6.8 rpg.) and total rebounds (245)... Led or tied for the team lead in 16 games, including 6 double-digit rebounding totals.

2022-23 GAME-BY-GAME STATISTICS

Date	Opponent	GS	MIN	FG	3PT	FT	O	D	TR	PF	AST	TO	BLK	STL	PTS	+/-
Nov. 7	UTRGV	*	26	4-8	3-5	2-2	1	1	2	2	4	4	0	0	13	24
Nov. 11	@California	*	33	6-13	1-2	3-4	3	6	9	2	1	2	1	2	16	12
Nov. 17	KANSAS CITY	*	35	8-12	2-5	1-1	2	5	7	2	6	3	0	2	19	19
Nov. 21	vs. Rhode Island	*	30	3-8	1-4	7-8	0	5	5	4	1	5	0	1	14	19
Nov. 22	vs. Nevada	*	40	8-13	2-3	10-11	2	7	9	1	1	5	1	1	28	7
Nov. 23	vs. LSU	*	27	4-7	1-1	7-8	1	3	4	4	0	1	0	0	16	-9
Nov. 30	@Butler	*	36	9-9	2-2	0-0	4	8	12	2	1	5	0	2	20	-7
Dec. 3	WICHITA STATE	*	30	7-14	0-2	3-6	1	4	5	2	1	2	0	1	17	6
Dec. 6	ABILENE CHRISTIAN	*	30	5-10	0-1	2-3	3	4	7	3	3	3	0	1	12	9
Dec. 11	UIW	*	24	7-9	3-5	1-2	1	3	4	1	5	1	0	3	18	28
Dec. 17	NEBRASKA	*	34	9-13	2-3	3-6	5	6	11	1	2	4	0	4	23	19
Dec. 21	RADFORD	*	36	6-15	0-4	4-7	3	4	7	1	3	0	0	0	16	6
Dec. 31	24/24 WEST VIRGINIA*	*	34	6-13	0-3	6-9	3	3	6	4	2	1	0	0	18	11
Jan. 3	@6/6 Texas*	*	38	10-16	1-4	7-7	0	9	9	2	5	3	0	1	28	15
Jan. 7	@19/16 Baylor*	*	43	11-17	2-4	0-0	1	8	9	2	2	3	1	1	24	0
Jan. 10	OKLAHOMA STATE*	*	36	5-11	0-2	2-6	1	5	6	2	2	4	1	0	12	3
Jan. 14	@17/17 TCU*	*	38	7-16	0-2	4-4	3	6	9	2	2	7	1	2	18	-16
Jan. 17	2/2 KANSAS*	*	34	7-17	2-4	8-9	2	6	8	3	2	2	1	2	24	13
Jan. 21	TEXAS TECH*	*	36	3-7	1-1	8-10	3	8	11	2	3	4	0	1	15	18
Jan. 24	@12/13 Iowa State*	*	34	6-12	0-2	3-6	1	9	10	3	0	5	0	2	15	9
Jan. 28	FLORIDA	*	34	5-16	0-1	3-4	1	10	11	1	1	2	0	2	13	15
Jan. 31	@8/8 Kansas*	*	36	7-19	2-4	6-7	0	12	12	4	0	2	0	0	22	-11
Feb. 4	10/9 TEXAS*	*	24	6-10	2-3	2-4	1	2	3	4	1	1	0	0	16	-9
Feb. 7	17/19 TCU*	*	25	4-8	2-2	4-6	2	5	7	3	2	6	0	0	14	20
Feb. 11	@Texas Tech*	*	36	3-11	1-4	2-3	2	6	8	1	3	5	0	0	9	-8
Feb. 14	@Oklahoma*	*	39	6-11	1-3	1-3	1	3	4	4	3	3	0	3	14	-13
Feb. 18	19/18 IOWA STATE*	*	38	6-13	0-1	3-4	1	5	6	1	2	2	0	1	15	7
Feb. 21	9/10 BAYLOR*	*	39	11-17	2-4	1-2	0	1	1	3	4	3	0	0	25	9
Feb. 25	@Oklahoma State*	*	39	7-13	3-5	0-0	1	4	5	3	1	2	0	1	17	6
Mar. 1	OKLAHOMA*	*	35	7-12	2-4	0-0	1	4	5	1	2	3	0	3	16	15
Mar. 4	@West Virginia*	*	38	10-21	4-9	0-0	1	5	6	2	2	1	0	0	24	-7
Mar. 9	vs. 22/23 TCU	*	30	6-12	2-6	0-0	1	6	7	5	3	4	0	0	14	-16
Mar. 17	vs. Montana State	*	39	8-15	0-2	2-2	1	7	8	1	3	2	1	0	18	15
Mar. 19	vs. Kentucky	*	39	5-14	1-4	2-2	0	4	4	2	3	3	0	1	13	8
Mar. 23	vs. Michigan State	*	45	10-18	1-4	1-2	1	5	6	2	1	2	0	0	22	5
Mar. 25	vs. 25/25 Florida Atlantic	*	18	4-7	1-1	0-3	0	2	2	5	0	1	0	0	9	4

JOHNSON'S CAREER STATS

YEAR	GP	GS	Min	Avg.	FGM	FGA	Pct.	3FGM	3FGA	Pct.	FTM	FTA	Pct.	Off	Def	Tot	Avg.	PF	Ast	TO	Blk	Stl	Pts	Avg.
*2018-19 (Fr.)	36	20	855	23.8	111	236	.470	23	63	.365	45	70	.643	68	161	229	6.4	84	44	48	12	38	290	8.1
*2019-20 (So.)	31	31	969	31.3	166	305	.544	30	79	.380	73	95	.768	54	167	221	7.1	88	49	53	10	38	435	14.0
*2020-21 (Jr.)	4	4	80	20.0	25	39	.641	3	7	.429	11	14	.786	2	16	18	4.5	6	5	11	0	4	64	16.0
2021-22 (Jr.)	1	1	0	0.2	0	0	.000	0	0	.000	0	0	.000	0	0	0	0.0	0	0	0	0	0	0	0.0
2022-23 (Sr.)	36	36	1228	34.1	236	457	.516	47	116	.405	108	151	.715	54	191	245	6.8	87	77	106	7	37	627	17.4
Totals	108	92	3132	29.0	538	1037	.519	103	265	.389	237	330	.718	178	535	713	6.6	265	175	218	29	117	1416	13.1

*at Florida

Wildcats



SUPERLATIVES

	FR	SO	JR	SR	CAR
10+ Points	7	—	—	—	7
20+ Points	2	—	—	—	2
30+ Points	—	—	—	—	—
3+ 3FGM	5	—	—	—	5
Double-Doubles	—	—	—	—	—
5+ Rebounds	4	—	—	—	4
5+ Assists	—	—	—	—	—
Multiple Steals	5	—	—	—	5
2+ Blocks	3	—	—	—	3

PERSONAL HIGHS

■ Points

Season	—
Career	24 vs. SIUE (1/30/21)
Big 12	—

■ Field Goals Made

Season	—
Career	9 vs. SIUE (1/30/21)
Big 12	—

■ Field Goals Attempted

Season	—
Career	16, twice
Big 12	—

■ 3-Point Field Goals Made

Season	—
Career	3, 5 times
Big 12	—

■ 3-Point Field Goals Attempted

Season	—
Career	7 vs. Bethel (12/15/20)
Big 12	—

■ Free Throws Made

Season	—
Career	4, twice
Big 12	—

■ Free Throws Attempted

Season	—
Career	6 vs. SE Missouri State (12/15/20)
Big 12	—

■ Rebounds

Season	—
Career	6, twice
Big 12	—

■ Assists

Season	—
Career	2 vs. Eastern Kentucky (2/18/21)
Big 12	—

■ Blocked Shots

Season	—
Career	2, 3 times
Big 12	—

■ Steals

Season	—
Career	3 vs. Murray State (1/16/21)
Big 12	—

■ Minutes

Season	—
Career	35 vs. SE Missouri State (12/15/20)
Big 12	—

THOMAS' CAREER STATS

YEAR	GP	GS	Min	Avg.	FGM	FGA	Pct.	3FGM	3FGA	Pct.	FTM	FTA	Pct.	Off	Def	Tot	Avg.	PF	Ast	TO	Blk	Stl	Pts	Avg.
*2020-21 (Fr.)	22	4	529	24.1	75	199	.377	23	75	.307	25	33	.758	19	42	61	2.8	41	15	33	7	15	198	9.0
2022-23 (So.)	—	—	—	—	—	—	—	—	—	—	—	—	—	—	—	—	—	—	—	—	—	—	—	—
Totals	22	4	529	24.1	75	199	.377	23	75	.307	25	33	.758	19	42	61	2.8	41	15	33	7	15	198	9.0

*at UT-Martin

SEASON STATS

PPG	RPG	APG	FG%	3FG%	FT%
—	—	—	—	—	—

THOMAS AT A GLANCE

► Redshirt the season.

LAST GAME

MIN	PTS	REBS	ASTS	BLKS	STLS
—	—	—	—	—	—

TOP PERFORMANCES

► Scored a career-high 24 points vs. SIUE (1/30/21), connecting on 9-of-14 from the field, including 3-of-5 from beyond the arc.

► Became the first Skyhawk freshman to score at least 20 points vs. an OVC opponent since 2012 when he went for a team-high 21 points at Belmont (1/9/21) to go along with a season-best 6 rebounds and 2 steals in 22 minutes.

BACKGROUND

► Transferred to K-State after playing at Tallahassee Community College.

► Began his college career in 2020-21 at UT-Martin, where he saw action in 22 of 24 games with 4 starts as a true freshman... In addition to navigating the pandemic, he dealt with the sudden loss of his head coach **Anthony Stewart**.

2022-23 GAME-BY-GAME STATISTICS

Date	Opponent	GS	MIN	FG	3PT	FT	O	D	TR	PF	AST	TO	BLK	STL	PTS	+/-
Nov. 7	UTRGV	—	—	—	—	—	—	—	—	—	—	—	—	—	—	—
Nov. 11	@California	—	—	—	—	—	—	—	—	—	—	—	—	—	—	—
Nov. 17	KANSAS CITY	—	—	—	—	—	—	—	—	—	—	—	—	—	—	—
Nov. 21	vs. Rhode Island	—	—	—	—	—	—	—	—	—	—	—	—	—	—	—
Nov. 22	vs. Nevada	—	—	—	—	—	—	—	—	—	—	—	—	—	—	—
Nov. 23	vs. LSU	—	—	—	—	—	—	—	—	—	—	—	—	—	—	—
Nov. 30	@Butler	—	—	—	—	—	—	—	—	—	—	—	—	—	—	—
Dec. 3	WICHITA STATE	—	—	—	—	—	—	—	—	—	—	—	—	—	—	—
Dec. 6	ABILENE CHRISTIAN	—	—	—	—	—	—	—	—	—	—	—	—	—	—	—
Dec. 11	UIW	—	—	—	—	—	—	—	—	—	—	—	—	—	—	—
Dec. 17	NEBRASKA	—	—	—	—	—	—	—	—	—	—	—	—	—	—	—
Dec. 21	RADFORD	—	—	—	—	—	—	—	—	—	—	—	—	—	—	—
Dec. 31	24/24 WEST VIRGINIA*	—	—	—	—	—	—	—	—	—	—	—	—	—	—	—
Jan. 3	@6/6 Texas*	—	—	—	—	—	—	—	—	—	—	—	—	—	—	—
Jan. 7	@19/16 Baylor*	—	—	—	—	—	—	—	—	—	—	—	—	—	—	—
Jan. 10	OKLAHOMA STATE*	—	—	—	—	—	—	—	—	—	—	—	—	—	—	—
Jan. 14	@17/17 TCU*	—	—	—	—	—	—	—	—	—	—	—	—	—	—	—
Jan. 17	2/2 KANSAS*	—	—	—	—	—	—	—	—	—	—	—	—	—	—	—
Jan. 21	TEXAS TECH*	—	—	—	—	—	—	—	—	—	—	—	—	—	—	—
Jan. 24	@12/13 Iowa State*	—	—	—	—	—	—	—	—	—	—	—	—	—	—	—
Jan. 28	FLORIDA	—	—	—	—	—	—	—	—	—	—	—	—	—	—	—
Jan. 31	@8/8 Kansas*	—	—	—	—	—	—	—	—	—	—	—	—	—	—	—
Feb. 4	10/9 TEXAS*	—	—	—	—	—	—	—	—	—	—	—	—	—	—	—
Feb. 7	17/19 TCU*	—	—	—	—	—	—	—	—	—	—	—	—	—	—	—
Feb. 11	@Texas Tech*	—	—	—	—	—	—	—	—	—	—	—	—	—	—	—
Feb. 14	@Oklahoma*	—	—	—	—	—	—	—	—	—	—	—	—	—	—	—
Feb. 18	19/18 IOWA STATE	—	—	—	—	—	—	—	—	—	—	—	—	—	—	—
Feb. 21	9/10 BAYLOR*	—	—	—	—	—	—	—	—	—	—	—	—	—	—	—
Feb. 25	@Oklahoma State*	—	—	—	—	—	—	—	—	—	—	—	—	—	—	—
Mar. 1	OKLAHOMA*	—	—	—	—	—	—	—	—	—	—	—	—	—	—	—
Mar. 4	@West Virginia*	—	—	—	—	—	—	—	—	—	—	—	—	—	—	—
Mar. 9	vs. 22/23 TCU	—	—	—	—	—	—	—	—	—	—	—	—	—	—	—
Mar. 17	vs. Montana State	—	—	—	—	—	—	—	—	—	—	—	—	—	—	—
Mar. 19	vs. Kentucky	—	—	—	—	—	—	—	—	—	—	—	—	—	—	—
Mar. 23	vs. Michigan State	—	—	—	—	—	—	—	—	—	—	—	—	—	—	—
Mar. 25	vs. 25/25 Florida Atlantic	—	—	—	—	—	—	—	—	—	—	—	—	—	—	—



SUPERLATIVES

	FR	SO	JR	SR ₁	SR ₂	CAR
10+ Points	5	17	10	18	15	65
20+ Points	—	3	2	3	1	9
30+ Points	—	—	—	—	—	—
4+ 3FGM	1	3	2	—	—	6
5+ Rebounds	—	5	5	7	7	24
10+ Rebounds	—	—	1	—	—	1
5+ Assists	4	—	1	4	3	12
2+ Steals	3	9	8	13	9	42
Double-Doubles	—	—	1	—	—	1

PERSONAL HIGHS

■ Points

Season	24 vs. Kansas (1/17/23)
Career	25 at Arkansas-Pine Bluff (12/8/21)
Big 12	24 vs. Kansas (1/17/23)

■ Field Goals Made

Season	8 at Butler (11/30/22)
Career	8, 6 times
Big 12	7 vs. Kansas (1/17/23)

■ Field Goals Attempted

Season	15 at Butler (11/30/22)
Career	15, 5 times
Big 12	11 vs. Kansas (1/17/23)

■ 3-Point Field Goals Made

Season	2, twice
Career	5, twice
Big 12	2, 3 times

■ 3-Point Field Goals Attempted

Season	4 at Butler (11/30/22)
Career	8, 3 times
Big 12	3, 5 times

■ Free Throws Made

Season	9 vs. TCU (3/9/23)
Career	9 vs. TCU (3/9/23)
Big 12	8 vs. Kansas (1/17/23)

■ Free Throws Attempted

Season	10 vs. TCU (3/9/23)
Career	10, twice
Big 12	9 vs. Kansas (1/17/23)

■ Rebounds

Season	9 vs. Oklahoma (3/1/23)
Career	10 vs. Oral Roberts (12/20/20)
Big 12	9 vs. Oklahoma (3/1/23)

■ Assists

Season	8 vs. Oklahoma (3/1/23)
Career	9 at Texas Tech (12/14/21)
Big 12	8 vs. Oklahoma (3/1/23)

■ Blocked Shots

Season	4 vs. TCU (3/9/23)
Career	4 vs. TCU (3/9/23)
Big 12	1, 6 times

■ Steals

Season	3, twice
Career	5 vs. Georgia Southern (1/1/22)
Big 12	3 vs. Kansas (1/17/23)

■ Minutes

Season	39 vs. Florida Atlantic (3/25/23)
Career	41 vs. Auburn (2/4/20)
Big 12	35, twice

SILLS' CAREER STATS

YEAR	GP	GS	Min	Avg.	FGM	FGA	Pct.	3FGM	3FGA	Pct.	FTM	FTA	Pct.	Off	Def	Tot	Avg.	PF	Ast	TO	Blk	Stl	Pts	Avg.
*2018-19 (Fr.)	34	8	576	16.9	55	125	.440	29	63	.460	40	57	.702	12	31	43	1.3	68	58	53	0	21	179	5.3
*2019-20 (So.)	32	24	1000	31.2	117	275	.425	47	143	.329	59	91	.648	20	75	95	3.0	96	39	44	5	30	340	10.6
*2020-21 (Jr.)	32	15	669	20.9	83	193	.430	27	85	.318	46	68	.676	19	68	87	2.7	52	51	34	6	33	239	7.5
**2021-22 (Sr.)	28	27	835	29.8	127	285	.446	26	102	.255	72	99	.727	18	83	101	3.6	70	79	70	7	51	352	12.6
2022-23 (Sr.)	35	9	1031	29.5	102	227	.449	18	79	.228	83	109	.761	16	105	121	3.5	84	78	58	12	33	305	8.7
Totals	161	83	4112	25.5	484	1105	.438	147	472	.311	300	424	.708	85	362	447	2.8	370	305	259	30	168	1415	6.8

SEASON STATS

PPG	RPG	APG	FG%	3FG%	FT%
8.7	3.5	2.2	44.9	22.8	76.1

SILLS AT A GLANCE

► Started 9 of the last 10 games of the season, including all 4 games in the NCAA Tournament, after coming off the bench in the first 26 games... Played in 35 of 36 games, missing the West Virginia (3/4/23) due to a family funeral... Played in 161 games in college (Arkansas, Arkansas State and K-State) with 83 starts.

► Ranked in the top-4 in several categories, including 2nd in assists (2.2 apg.), 3rd in free throws made (83) and attempted (109), rebounding (3.5 rpg.) and minutes (29.5) and 4th in scoring (8.7 ppg.), field goals (102) and steals (0.9 spg.).

► Scored in double figures in 15 games in 2022-23, including 7 times in Big 12 play... Posted double figures 4 times in the last 7 games... Scored a season-high 24 points in the overtime win over No. 2/2 Kansas (1/17/23).

► Among his notable double-digit scoring games in 2022-23 included 17 at Butler (11/30/22), 16 vs. LSU (11/23/22), 15 vs. Oklahoma (3/1/23), 14 vs. UIW (12/11/22) and TCU (twice) and 12 vs. Kentucky (3/19/23).

► Had 65 career double-digit scoring games, including 9 games with 20 or more points... Scored in double figures in 32 of 98 games played at Arkansas (2018-21).

► Showing his all-around versatility, he had at least 5 rebounds in 7 games, at least 3 assists in 13 games and at least 2 steals in 9 games in 2022-23.

► Started career at Arkansas, where he was the only Razorback to play in all 98 of the team's games from 2018-21... S

2022-23 GAME-BY-GAME STATISTICS

Date	Opponent	GS	MIN	FG	3PT	FT	O	D	TR	PF	AST	TO	BLK	STL	PTS	+/-
Nov. 7	UTRGV		18	3-6	0-1	4-4	0	5	5	2	3	3	0	0	10	16
Nov. 11	@California		29	1-4	0-1	2-2	1	5	6	2	0	0	1	1	4	-7
Nov. 17	KANSAS CITY		25	4-9	0-2	3-4	1	1	2	2	5	2	0	0	11	10
Nov. 21	vs. Rhode Island		27	3-8	0-1	0-0	1	0	1	4	1	5	0	3	6	1
Nov. 22	vs. Nevada		28	3-5	0-1	1-1	1	3	4	4	3	3	0	0	7	8
Nov. 23	vs. LSU		33	6-9	1-3	3-3	0	1	1	0	5	2	0	0	16	5
Nov. 30	@Butler		29	8-15	1-4	0-1	0	3	3	2	1	0	0	2	17	-12
Dec. 3	WICHITA STATE		28	0-4	0-3	0-0	0	3	3	2	4	2	1	0	0	9
Dec. 6	ABILENE CHRISTIAN		24	3-7	0-1	2-5	0	2	2	3	3	3	0	1	8	7
Dec. 11	UIW		26	6-12	1-5	1-2	1	2	3	0	4	2	0	2	14	29
Dec. 17	NEBRASKA		28	1-6	1-3	2-2	0	4	4	3	4	2	0	0	5	5
Dec. 21	RADFORD		32	4-7	2-3	0-0	0	4	4	1	0	3	0	2	10	9
Dec. 31	24/24 WEST VIRGINIA*		33	4-9	1-3	0-0	1	3	4	3	2	2	0	1	9	-8
Jan. 3	@6/6 Texas*		27	2-3	2-3	2-2	0	1	1	3	2	1	0	0	8	7
Jan. 7	@19/16 Baylor*		28	1-4	0-2	1-2	1	3	4	2	2	0	0	0	3	-6
Jan. 10	OKLAHOMA STATE*		30	3-8	0-2	5-6	0	3	3	1	2	1	1	2	11	8
Jan. 14	@17/17 TCU*		31	2-3	1-2	0-0	2	1	3	2	2	0	1	0	5	-9
Jan. 17	2/2 KANSAS*		34	7-11	2-3	8-9	1	3	4	1	0	2	0	3	24	1
Jan. 21	TEXAS TECH*		27	2-5	0-1	0-1	0	4	4	3	0	2	0	1	4	7
Jan. 24	@12/13 Iowa State*		21	0-3	0-3	0-2	0	2	2	1	2	1	0	1	0	-12
Jan. 28	FLORIDA		22	0-5	0-2	1-2	1	4	5	5	1	2	0	0	1	4
Jan. 31	@8/8 Kansas*		35	0-1	0-1	7-8	0	3	3	3	2	1	1	1	7	-9
Feb. 4	10/9 TEXAS*		34	4-6	1-2	2-4	0	5	5	4	3	1	0	1	11	6
Feb. 7	17/19 TCU*		33	4-9	1-3	5-5	0	6	6	2	4	0	1	2	14	22
Feb. 11	@Texas Tech*		31	5-9	1-2	1-4	1	3	4	3	1	4	0	1	12	-8
Feb. 14	@Oklahoma*		32	1-5	0-2	2-2	0	2	2	3	1	1	0	0	4	-7
Feb. 18	19/18 IOWA STATE*	*	33	1-5	0-3	2-4	0	3	3	3	3	1	1	1	4	5
Feb. 21	9/10 BAYLOR*	*	33	2-6	0-2	2-2	0	5	5	1	3	1	0	0	6	6
Feb. 25	@Oklahoma State*	*	31	3-7	0-1	4-4	0	4	4	2	1	2	0	1	10	-7
Mar. 1	OKLAHOMA*	*	35	5-9	0-2	5-6	2	7	9	3	8	2	1	2	15	14
Mar. 4	@West Virginia*		—	—	—	—	—	—	—	—	—	—	—	—	—	—
Mar. 9	vs. 22/23 TCU	*	35	2-5	1-3	9-10	1	1	2	2	2	3	4	1	14	-7
Mar. 17	vs. Montana State	*	33	3-5	0-2	1-2	1	2	3	4	2	4	0	2	7	13
Mar. 19	vs. Kentucky	*	29	3-5	0-1	6-7	0	4	4	2	0	0	0	1	12	10
Mar. 23	vs. Michigan State	*	19	2-4	1-3	2-2	0	2	2	5	0	0	0	0	7	-2
Mar. 25	vs. 25/25 Florida Atlantic	*	39	4-8	1-3	0-1	0	1	1	1	2	0	0	1	9	-6

15

F | FR.-HS



TAJ MANNING

F | 6-7 | 220 | Fr.-HS | Grandview, Mo. | La Lumiere [Ind.] School

@TajManning

taj.manning

SUPERLATIVES

	FR	SO	JR	SR	CAR
10+ Points	—	—	—	—	—
20+ Points	—	—	—	—	—
2+ 3FGM	—	—	—	—	—
Double-Double	—	—	—	—	—
5+ Rebounds	—	—	—	—	—
10+ Rebounds	—	—	—	—	—
3+ Assists	—	—	—	—	—
Multiple Steals	—	—	—	—	—
2+ Blocks	—	—	—	—	—

PERSONAL HIGHS

■ Points

Season —

Career —

Big 12 —

■ Field Goals Made

Season —

Career —

Big 12 —

■ Field Goals Attempted

Season —

Career —

Big 12 —

■ 3-Point Field Goals Made

Season —

Career —

Big 12 —

■ 3-Point Field Goals Attempted

Season —

Career —

Big 12 —

■ Free Throws Made

Season —

Career —

Big 12 —

■ Free Throws Attempted

Season —

Career —

Big 12 —

■ Rebounds

Season —

Career —

Big 12 —

■ Assists

Season —

Career —

Big 12 —

■ Blocked Shots

Season —

Career —

Big 12 —

■ Steals

Season —

Career —

Big 12 —

■ Minutes

Season —

Career —

Big 12 —

SEASON STATS

PPG	RPG	APG	FG%	3FG%	FT%
—	—	—	—	—	—

MANNING AT A GLANCE

► Redshirt the season.

LAST GAME

MIN	PTS	REBS	ASTS	BLKS	STLS
—	—	—	—	—	—

TOP PERFORMANCES

► Has not seen any action.

BACKGROUND

► Was signed by the previous coaching staff on Nov. 10, 2021.

► Played locally at Grandview (2018-20) and Bishop Miege High Schools (2020-21) in the Kansas City area, winning a Missouri Class 4A title with a 29-2 record with the Bulldogs and a Kansas Class 6A title with a 22-1 record with the Stags.

2022-23 GAME-BY-GAME STATISTICS

Date	Opponent	GS	MIN	FG	3PT	FT	O	D	TR	PF	AST	TO	BLK	STL	PTS	+/-
Nov. 7	UTRGV	—	—	—	—	—	—	—	—	—	—	—	—	—	—	—
Nov. 11	@California	—	—	—	—	—	—	—	—	—	—	—	—	—	—	—
Nov. 17	KANSAS CITY	—	—	—	—	—	—	—	—	—	—	—	—	—	—	—
Nov. 21	vs. Rhode Island	—	—	—	—	—	—	—	—	—	—	—	—	—	—	—
Nov. 22	vs. Nevada	—	—	—	—	—	—	—	—	—	—	—	—	—	—	—
Nov. 23	vs. LSU	—	—	—	—	—	—	—	—	—	—	—	—	—	—	—
Nov. 30	@Butler	—	—	—	—	—	—	—	—	—	—	—	—	—	—	—
Dec. 3	WICHITA STATE	—	—	—	—	—	—	—	—	—	—	—	—	—	—	—
Dec. 6	ABILENE CHRISTIAN	—	—	—	—	—	—	—	—	—	—	—	—	—	—	—
Dec. 11	UIW	—	—	—	—	—	—	—	—	—	—	—	—	—	—	—
Dec. 17	NEBRASKA	—	—	—	—	—	—	—	—	—	—	—	—	—	—	—
Dec. 21	RADFORD	—	—	—	—	—	—	—	—	—	—	—	—	—	—	—
Dec. 31	24/24 WEST VIRGINIA*	—	—	—	—	—	—	—	—	—	—	—	—	—	—	—
Jan. 3	@6/6 Texas*	—	—	—	—	—	—	—	—	—	—	—	—	—	—	—
Jan. 7	@19/16 Baylor*	—	—	—	—	—	—	—	—	—	—	—	—	—	—	—
Jan. 10	OKLAHOMA STATE*	—	—	—	—	—	—	—	—	—	—	—	—	—	—	—
Jan. 14	@17/17 TCU*	—	—	—	—	—	—	—	—	—	—	—	—	—	—	—
Jan. 17	2/2 KANSAS*	—	—	—	—	—	—	—	—	—	—	—	—	—	—	—
Jan. 21	TEXAS TECH*	—	—	—	—	—	—	—	—	—	—	—	—	—	—	—
Jan. 24	@12/13 Iowa State*	—	—	—	—	—	—	—	—	—	—	—	—	—	—	—
Jan. 28	FLORIDA	—	—	—	—	—	—	—	—	—	—	—	—	—	—	—
Jan. 31	@8/8 Kansas*	—	—	—	—	—	—	—	—	—	—	—	—	—	—	—
Feb. 4	10/9 TEXAS*	—	—	—	—	—	—	—	—	—	—	—	—	—	—	—
Feb. 7	17/19 TCU*	—	—	—	—	—	—	—	—	—	—	—	—	—	—	—
Feb. 11	@Texas Tech*	—	—	—	—	—	—	—	—	—	—	—	—	—	—	—
Feb. 14	@Oklahoma*	—	—	—	—	—	—	—	—	—	—	—	—	—	—	—
Feb. 18	19/18 IOWA STATE*	—	—	—	—	—	—	—	—	—	—	—	—	—	—	—
Feb. 21	9/10 BAYLOR*	—	—	—	—	—	—	—	—	—	—	—	—	—	—	—
Feb. 25	@Oklahoma State*	—	—	—	—	—	—	—	—	—	—	—	—	—	—	—
Mar. 1	OKLAHOMA*	—	—	—	—	—	—	—	—	—	—	—	—	—	—	—
Mar. 4	@West Virginia*	—	—	—	—	—	—	—	—	—	—	—	—	—	—	—
Mar. 9	vs. 22/23 TCU	—	—	—	—	—	—	—	—	—	—	—	—	—	—	—
Mar. 17	vs. Montana State	—	—	—	—	—	—	—	—	—	—	—	—	—	—	—
Mar. 19	vs. Kentucky	—	—	—	—	—	—	—	—	—	—	—	—	—	—	—
Mar. 23	vs. Michigan State	—	—	—	—	—	—	—	—	—	—	—	—	—	—	—
Mar. 25	vs. 25/25 Florida Atlantic	—	—	—	—	—	—	—	—	—	—	—	—	—	—	—

MANNING'S CAREER STATS

YEAR	GP	GS	Min	Avg.	FGM	FGA	Pct.	3FGM	3FGA	Pct.	FTM	FTA	Pct.	Off	Def	Tot	Avg.	PF	Ast	TO	Blk	Stl	Pts	Avg.
2022-23 (Fr.)	—	—	—	—	—	—	—	—	—	—	—	—	—	—	—	—	—	—	—	—	—	—	—	—
Totals	—	—	—	—	—	—	—	—	—	—	—	—	—	—	—	—	—	—	—	—	—	—	—	—

Wildcats



SUPERLATIVES

	FR	SO	JR	SR	CAR
10+ Points	—	—	—	—	—
20+ Points	—	—	—	—	—
2+ 3FGM	—	—	—	—	—
Double-Double	—	—	—	—	—
5+ Rebounds	—	—	—	—	—
10+ Rebounds	—	—	—	—	—
3+ Assists	—	—	—	—	—
Multiple Steals	—	—	—	—	—
2+ Blocks	—	—	—	—	—

PERSONAL HIGHS

■ Points	
Season	—
Career	2 vs. ULM (11/9/21)
Big 12	—
■ Field Goals Made	
Season	—
Career	1 vs. ULM (11/9/21)
Big 12	—
■ Field Goals Attempted	
Season	—
Career	2, twice
Big 12	—
■ 3-Point Field Goals Made	
Season	—
Career	—
Big 12	—
■ 3-Point Field Goals Attempted	
Season	—
Career	1 vs. Northwestern State (12/14/21)
Big 12	—
■ Free Throws Made	
Season	—
Career	—
Big 12	—
■ Free Throws Attempted	
Season	—
Career	—
Big 12	—
■ Rebounds	
Season	—
Career	2, twice
Big 12	—
■ Assists	
Season	—
Career	1, twice
Big 12	—
■ Blocked Shots	
Season	—
Career	1, 3 times
Big 12	—
■ Steals	
Season	—
Career	1, twice
Big 12	—
■ Minutes	
Season	—
Career	9 vs. ULM (11/9/21)
Big 12	—

COLBERT'S CAREER STATS

YEAR	GP	GS	Min	Avg.	FGM	FGA	Pct.	3FGM	3FGA	Pct.	FTM	FTA	Pct.	Off	Def	Tot	Avg.	PF	Ast	TO	Blk	Stl	Pts	Avg.
*2021-22 (Fr.)	4	0	26	6.6	1	4	.250	0	1	.000	0	0	.000	2	3	5	1.3	5	2	1	3	2	2	0.5
2022-23 (So.)	—	—	—	—	—	—	—	—	—	—	—	—	—	—	—	—	—	—	—	—	—	—	—	—
Totals	4	0	26	6.6	1	4	.250	0	1	.000	0	0	.000	2	3	5	1.3	5	2	1	3	2	2	0.5

*at LSU

SEASON STATS

PPG	RPG	APG	FG%	3FG%	FT%
—	—	—	—	—	—

COLBERT AT A GLANCE

► Redshirt the season.

LAST GAME

MIN	PTS	REBS	ASTS	BLKS	STLS
—	—	—	—	—	—

TOP PERFORMANCES

► Has not seen any action.

BACKGROUND

- Transferred to K-State after 1 season (2021-22) at LSU.
- Was the first-ever signee for first-year head coach **Jerome Tang**.
- Helped lead Houston [Tenn.] High School to their first-ever Class 3A State Championship in 2020-21 while playing for former NBA player **Mike Miller**.

2022-23 GAME-BY-GAME STATISTICS

Date	Opponent	GS	MIN	FG	3PT	FT	O	D	TR	PF	AST	TO	BLK	STL	PTS	+/-
Nov. 7	UTRGV	—	—	—	—	—	—	—	—	—	—	—	—	—	—	—
Nov. 11	@California	—	—	—	—	—	—	—	—	—	—	—	—	—	—	—
Nov. 17	KANSAS CITY	—	—	—	—	—	—	—	—	—	—	—	—	—	—	—
Nov. 21	vs. Rhode Island	—	—	—	—	—	—	—	—	—	—	—	—	—	—	—
Nov. 22	vs. Nevada	—	—	—	—	—	—	—	—	—	—	—	—	—	—	—
Nov. 23	vs. LSU	—	—	—	—	—	—	—	—	—	—	—	—	—	—	—
Nov. 30	@Butler	—	—	—	—	—	—	—	—	—	—	—	—	—	—	—
Dec. 3	WICHITA STATE	—	—	—	—	—	—	—	—	—	—	—	—	—	—	—
Dec. 6	ABILENE CHRISTIAN	—	—	—	—	—	—	—	—	—	—	—	—	—	—	—
Dec. 11	UIW	—	—	—	—	—	—	—	—	—	—	—	—	—	—	—
Dec. 17	NEBRASKA	—	—	—	—	—	—	—	—	—	—	—	—	—	—	—
Dec. 21	RADFORD	—	—	—	—	—	—	—	—	—	—	—	—	—	—	—
Dec. 31	24/24 WEST VIRGINIA*	—	—	—	—	—	—	—	—	—	—	—	—	—	—	—
Jan. 3	@6/6 Texas*	—	—	—	—	—	—	—	—	—	—	—	—	—	—	—
Jan. 7	@19/16 Baylor*	—	—	—	—	—	—	—	—	—	—	—	—	—	—	—
Jan. 10	OKLAHOMA STATE*	—	—	—	—	—	—	—	—	—	—	—	—	—	—	—
Jan. 14	@17/17 TCU*	—	—	—	—	—	—	—	—	—	—	—	—	—	—	—
Jan. 17	2/2 KANSAS*	—	—	—	—	—	—	—	—	—	—	—	—	—	—	—
Jan. 21	TEXAS TECH*	—	—	—	—	—	—	—	—	—	—	—	—	—	—	—
Jan. 24	@12/13 Iowa State*	—	—	—	—	—	—	—	—	—	—	—	—	—	—	—
Jan. 28	FLORIDA	—	—	—	—	—	—	—	—	—	—	—	—	—	—	—
Jan. 31	@8/8 Kansas*	—	—	—	—	—	—	—	—	—	—	—	—	—	—	—
Feb. 4	10/9 TEXAS*	—	—	—	—	—	—	—	—	—	—	—	—	—	—	—
Feb. 7	17/19 TCU*	—	—	—	—	—	—	—	—	—	—	—	—	—	—	—
Feb. 11	@Texas Tech*	—	—	—	—	—	—	—	—	—	—	—	—	—	—	—
Feb. 14	@Oklahoma*	—	—	—	—	—	—	—	—	—	—	—	—	—	—	—
Feb. 18	19/18 IOWA STATE*	—	—	—	—	—	—	—	—	—	—	—	—	—	—	—
Feb. 21	9/10 BAYLOR*	—	—	—	—	—	—	—	—	—	—	—	—	—	—	—
Feb. 25	@Oklahoma State*	—	—	—	—	—	—	—	—	—	—	—	—	—	—	—
Mar. 1	OKLAHOMA*	—	—	—	—	—	—	—	—	—	—	—	—	—	—	—
Mar. 4	@West Virginia*	—	—	—	—	—	—	—	—	—	—	—	—	—	—	—
Mar. 9	vs. 22/23 TCU	—	—	—	—	—	—	—	—	—	—	—	—	—	—	—
Mar. 17	vs. Montana State	—	—	—	—	—	—	—	—	—	—	—	—	—	—	—
Mar. 19	vs. Kentucky	—	—	—	—	—	—	—	—	—	—	—	—	—	—	—
Mar. 23	vs. Michigan State	—	—	—	—	—	—	—	—	—	—	—	—	—	—	—
Mar. 25	vs. 25/25 Florida Atlantic	—	—	—	—	—	—	—	—	—	—	—	—	—	—	—

21

G | SR-TR



NATE AWBREY

G | 6-3 | 190 | Sr-TR | Manhattan, Kan. | Manhattan | Manhattan Christian College



@Nawbrey33

2021-22 NCAA Pete Maravich Finalist
2-time NCAA Scholar-Athlete

SUPERLATIVES

	FR	SO	JR	SR ₁	SR ₂	CAR
10+ Points	—	—	—	—	—	—
20+ Points	—	—	—	—	—	—
30+ Points	—	—	—	—	—	—
3+ 3FGM	—	—	—	—	—	—
5+ Rebounds	—	—	—	—	—	—
10+ Rebounds	—	—	—	—	—	—
5+ Assists	—	—	—	—	—	—
2+ Steals	—	—	—	—	—	—
Double-Doubles	—	—	—	—	—	—

PERSONAL HIGHS

■ Points

Season 2 vs. Oklahoma (3/1/23)

Career 2 vs. Oklahoma (3/1/23)

Big 12 2 vs. Oklahoma (3/1/23)

■ Field Goals Made

Season —

Career —

Big 12 —

■ Field Goals Attempted

Season 2 vs. UIW (12/11/22)

Career 2 vs. UIW (12/11/22)

Big 12 1 vs. Oklahoma (3/1/23)

■ 3-Point Field Goals Made

Season —

Career —

Big 12 —

■ 3-Point Field Goals Attempted

Season 1 vs. Florida (1/28/23)

Career 1 vs. Florida (1/28/23)

Big 12 —

■ Free Throws Made

Season 2 vs. Oklahoma (3/1/23)

Career 2 vs. Oklahoma (3/1/23)

Big 12 2 vs. Oklahoma (3/1/23)

■ Free Throws Attempted

Season 2, twice

Career 2, twice

Big 12 2 vs. Oklahoma (3/1/23)

■ Rebounds

Season —

Career —

Big 12 —

■ Assists

Season 1 vs. UTRGV (11/7/22)

Career 1 vs. UTRGV (11/7/22)

Big 12 —

■ Blocked Shots

Season —

Career —

Big 12 —

■ Steals

Season —

Career —

Big 12 —

■ Minutes

Season 5 vs. UIW (12/11/22)

Career 5 vs. UIW (12/11/22)

Big 12 1 vs. Oklahoma (3/1/23)

SEASON STATS

PPG	RPG	APG	FG%	3FG%	FT%
0.3	0.0	0.1	0.0	0.0	75.0

AWBREY AT A GLANCE

► Local product who opted to walk-on for his final year of eligibility after playing 4 seasons (2018-22) at Manhattan Christian College, which plays in the National Christian College Athletic Association... Helped the Thunder to 3 consecutive trips to the NCAA Tournament, including a Final Four berth in 2022.

► Saw action in 10 games this season off the bench... Played in 95 games with countless starts in his time at Manhattan Christian College.

► Saw his first action as a Wildcat in the opener with UTRGV (11/7/22), dishing out an assist in 2 minutes with 1 shot attempt.

► Played a season-high 5 minutes vs. UIW (12/11/22), missing 2 shot attempts.

► One of 6 1,000-point scorers on the K-State roster, becoming the 26th player in MCC history to eclipse 1,000 career points with 1,032 in his 95-game career.

► Rehabbed from a torn ACL in the 2021 NCAA National Tournament to play his senior season in 2021-22 at MCC.

LAST GAME (vs. Montana State 3/17/23)

MIN	PTS	REBS	ASTS	BLKS	STLS
0+	0	0	0	0	0

TOP PERFORMANCES

► Scored his career-high of 25 points vs. Ozark Christian (2/7/20).

► Scored his first points as a Wildcat with a free throw in the waning minutes in the win over Florida (1/28/23).

► Connected on a pair of free throws to finish with 2 points vs. Oklahoma (3/1/23) in his final game at Bramlage Coliseum.

► Collected a career-best 13 rebounds at Kansas Christian (2/13/21).

BACKGROUND

► Also played soccer at Manhattan Christian College

► Comes from an athletic family... Mom, **Teri**, played basketball at Fort Hays State, while brother, **Gabe**, played basketball and soccer at MCC... Cousin, **Shawn Rhodes**, played at basketball at K-State, scoring nearly 1,000 points from 1995-99.

2022-23 GAME-BY-GAME STATISTICS

Date	Opponent	GS	MIN	FG	3PT	FT	O	D	TR	PF	AST	TO	BLK	STL	PTS	+/-
Nov. 7	UTRGV	2	0-1	0-0	0-0	0	0	0	0	0	1	0	0	0	0	0
Nov. 11	@California	—	—	—	—	—	—	—	—	—	—	—	—	—	—	—
Nov. 17	KANSAS CITY	—	—	—	—	—	—	—	—	—	—	—	—	—	—	—
Nov. 21	vs. Rhode Island	0+	0-1	0-0	0-0	0	0	0	0	0	0	0	0	0	0	-3
Nov. 22	vs. Nevada	—	—	—	—	—	—	—	—	—	—	—	—	—	—	—
Nov. 23	vs. LSU	—	—	—	—	—	—	—	—	—	—	—	—	—	—	—
Nov. 30	@Butler	—	—	—	—	—	—	—	—	—	—	—	—	—	—	—
Dec. 3	WICHITA STATE	—	—	—	—	—	—	—	—	—	—	—	—	—	—	—
Dec. 6	ABILENE CHRISTIAN	0+	0-0	0-0	0-0	0	0	0	0	0	0	0	0	0	0	1
Dec. 11	UIW	5	0-2	0-0	0-0	0	0	0	0	0	1	0	0	0	0	-1
Dec. 17	NEBRASKA	—	—	—	—	—	—	—	—	—	—	—	—	—	—	—
Dec. 21	RADFORD	—	—	—	—	—	—	—	—	—	—	—	—	—	—	—
Dec. 31	24/24 WEST VIRGINIA*	—	—	—	—	—	—	—	—	—	—	—	—	—	—	—
Jan. 3	@6/6 Texas*	—	—	—	—	—	—	—	—	—	—	—	—	—	—	—
Jan. 7	@19/16 Baylor*	—	—	—	—	—	—	—	—	—	—	—	—	—	—	—
Jan. 10	OKLAHOMA STATE*	—	—	—	—	—	—	—	—	—	—	—	—	—	—	—
Jan. 14	@17/17 TCU*	—	—	—	—	—	—	—	—	—	—	—	—	—	—	—
Jan. 17	2/2 KANSAS*	—	—	—	—	—	—	—	—	—	—	—	—	—	—	—
Jan. 21	TEXAS TECH*	—	—	—	—	—	—	—	—	—	—	—	—	—	—	—
Jan. 24	@12/13 Iowa State*	—	—	—	—	—	—	—	—	—	—	—	—	—	—	—
Jan. 28	FLORIDA	1+	0-1	0-1	1-2	0	0	0	0	0	1	0	0	0	1	-4
Jan. 31	@8/8 Kansas*	—	—	—	—	—	—	—	—	—	—	—	—	—	—	—
Feb. 4	10/9 TEXAS*	—	—	—	—	—	—	—	—	—	—	—	—	—	—	—
Feb. 7	17/19 TCU*	0+	0-0	0-0	0-0	0	0	0	0	0	0	0	0	0	0	0
Feb. 11	@Texas Tech*	—	—	—	—	—	—	—	—	—	—	—	—	—	—	—
Feb. 14	@Oklahoma*	—	—	—	—	—	—	—	—	—	—	—	—	—	—	—
Feb. 18	19/18 IOWA STATE*	—	—	—	—	—	—	—	—	—	—	—	—	—	—	—
Feb. 21	9/10 BAYLOR*	—	—	—	—	—	—	—	—	—	—	—	—	—	—	—
Feb. 25	@Oklahoma State*	—	—	—	—	—	—	—	—	—	—	—	—	—	—	—
Mar. 1	OKLAHOMA*	1	0-1	0-0	2-2	0	0	0	0	0	0	0	0	0	2	2
Mar. 4	@West Virginia*	0+	0-0	0-0	0-0	0	0	0	0	0	0	0	0	0	0	2
Mar. 9	vs. 22/23 TCU	0+	0-0	0-0	0-0	0	0	0	0	0	0	0	0	0	0	0
Mar. 17	vs. Montana State	0+	0-0	0-0	0-0	0	0	0	0	0	0	0	0	0	0	-1
Mar. 19	vs. Kentucky	—	—	—	—	—	—	—	—	—	—	—	—	—	—	—
Mar. 23	vs. Michigan State	—	—	—	—	—	—	—	—	—	—	—	—	—	—	—
Mar. 25	vs. 25/25 Florida Atlantic	—	—	—	—	—	—	—	—	—	—	—	—	—	—	—

AWBREY'S CAREER STATS

YEAR	GP	GS	Min	Avg.	FGM	FGA	Pct.	3FGM	3FGA	Pct.	FTM	FTA	Pct.	Off	Def	Tot	Avg.	PF	Ast	TO	Blk	Stl	Pts	Avg.
*2018-19 (Fr.)	23	—	644	28.0	128	268	.478	28	69	.406	54	73	.740	16	110	126	5.5	—	75	—	1	12	338	14.7
*2019-20 (So.)	24	7	539	22.5	67	165	.406	24	68	.353	51	62	.823	11	68	79	3.3	44	58	28	0	22	209	8.7
*2020-21 (Jr.)	22	19	593	27.0	115	236	.487	16	55	.291	45	56	.804	42	69	111	5.0	31	56	27	3	21	291	13.2
*2021-22 (Sr.)	26	21	538	20.7	69	158	.437	12	45	.267	44	55	.800	16	64	80	3.1	20	55	27	0	14	194	7.5
2022-23 (Sr.)	10	0	12	1.2	0	6	.000	0	1	.000	3	4	.750	0	0	0	0.0	0	1	2	0	0	3	0.3
Totals	10	0	12	1.2	0	6	.000	0	1	.000	3	4	.750	0	0	0	0.0	0	1	2	0	0	3	0.3

Wildcats

*at Manhattan Christian College

23
C | SR-TR



ABAYOMI [BAYBE] IYIOLA

C | 6-10 | 220 | Sr-TR | Ibadan, Nigeria | Greenforest-McCalep Christian | Stetson | Arkansas | Hofstra

@abosticall

baybe_iyiola



2018 Atlantic Sun [ASUN] All-Freshman Team

SUPERLATIVES

	FR	SO	JR	SR ₁	SR ₂	CAR
10+ Points	18	15	—	6	4	43
15+ Points	6	8	—	2	—	16
20+ Points	1	2	—	—	—	3
30+ Points	—	—	—	—	—	—
5+ Rebounds	23	25	—	21	7	76
10+ Rebounds	4	10	—	9	—	23
2+ Steals	2	10	—	6	—	18
2+ Blocks	3	10	—	5	1	19
Double-Doubles	4	8	—	4	—	16

PERSONAL HIGHS

Points

Season 14 vs. West Virginia (12/31/22)

Career 26 at South Florida (11/28/18)

Big 12 14 vs. West Virginia (12/31/22)

Field Goals Made

Season 6 vs. West Virginia (12/31/22)

Career 10, twice

Big 12 6 vs. West Virginia (12/31/22)

Field Goals Attempted

Season 7 vs. West Virginia (12/31/22)

Career 17 vs. Western Illinois (12/5/18)

Big 12 7 vs. West Virginia (12/31/22)

3-Point Field Goals Made

Season —

Career 1 vs. Western Illinois (12/5/18)

Big 12 —

3-Point Field Goals Attempted

Season 1 vs. Texas Tech (1/21/23)

Career 2 at UCF (12/16/18)

Big 12 1 vs. Texas Tech (1/21/23)

Free Throws Made

Season 5 at Texas Tech (2/11/23)

Career 6, 3 times

Big 12 5 at Texas Tech (2/11/23)

Free Throws Attempted

Season 6 at Texas Tech (2/11/23)

Career 10 at South Florida (11/28/18)

Big 12 6 at Texas Tech (2/11/23)

Rebounds

Season 8 vs. West Virginia (12/31/22)

Career 15 at James Madison (1/9/22)

Big 12 8 vs. West Virginia (12/31/22)

Assists

Season 2, 3 times

Career 2, 9 times

Big 12 2, 3 times

Blocked Shots

Season 2 vs. Radford (12/21/22)

Career 4, twice

Big 12 1, 7 times

Steals

Season 1, 10 times

Career 4 at Jacksonville (1/30/19)

Big 12 1, 6 times

Minutes

Season 25 at Baylor (1/7/23)

Career 34, twice

Big 12 25 at Baylor (1/7/23)

SEASON STATS

PPG	RPG	BPG	FG%	3FG%	FT%
3.4	2.8	0.4	55.9	0.0	76.9

IYIOLA AT A GLANCE

► Saw action in 31 games with 9 starts (including 8 in Big 12 play)... Missed 5 games due to injury before returning to play 11 minutes vs. Radford (12/21/22)... Played in 123 games in his college career with 73 starts, including at least one at 3 of the 4 schools (Stetson, Arkansas, Hofstra, K-State) he has attended.

► Was a starter in the first 8 Big 12 games due to **David N'Guessan's** injury... Averaged 6.6 points on 57.1 percent (16-of-28) shooting with 5.1 rebounds in 17.9 minutes per game in those 8 Big 12 starts.

► Scored in double figures in 4 games in 2022-23, including a season-high 14 points in the overtime win over No. 24/24 West Virginia (12/31/22)... Followed with 10 points in the win at No. 6/6 Texas (1/3/23).

► Scored 962 points in his college career on 52.9 percent shooting with 721 rebounds and 86 blocks.

► Posted 43 career double-digit scoring games, including 16 games with 15 or more points and 3 20-point games... Scored in double figures in 33 of 63 games played at Stetson, including in 18 games as true freshman in 2017-18.

► Collected 16 career double-doubles, including 12 in 2 seasons (2017-19) at Stetson and 4 at Hofstra in 2021-22.

► Averaged more than 6 rebounds in his career, including totaling nearly 200 in 3 seasons with a season-best 235 as a sophomore at Stetson in 2018-19.

2022-23 GAME-BY-GAME STATISTICS

Date	Opponent	GS	MIN	FG	3PT	FT	O	D	TR	PF	AST	TO	BLK	STL	PTS	+/-
Nov. 7	UTRGV		16	5-5	0-0	2-3	2	3	5	3	0	2	0	1	12	27
Nov. 11	@California		15	1-4	0-0	0-0	2	0	2	2	1	2	0	0	2	-6
Nov. 17	KANSAS CITY	*	21	0-5	0-0	0-0	0	3	3	1	0	0	0	0	0	14
Nov. 21	vs. Rhode Island		6	0-0	0-0	0-0	0	0	0	1	0	1	0	0	0	-5
Nov. 22	vs. Nevada		7	1-1	0-0	0-0	0	0	0	1	1	2	0	0	2	-2
Nov. 23	vs. LSU		7	1-1	0-0	0-0	0	4	4	1	0	1	1	1	2	-2
Nov. 30	@Butler		—	—	—	—	—	—	—	—	—	—	—	—	—	—
Dec. 3	WICHITA STATE		—	—	—	—	—	—	—	—	—	—	—	—	—	—
Dec. 6	ABILENE CHRISTIAN		—	—	—	—	—	—	—	—	—	—	—	—	—	—
Dec. 11	UIW		—	—	—	—	—	—	—	—	—	—	—	—	—	—
Dec. 17	NEBRASKA		—	—	—	—	—	—	—	—	—	—	—	—	—	—
Dec. 21	RADFORD		11	1-3	0-0	0-0	1	2	3	3	0	1	0	2	2	9
Dec. 31	24/24 WEST VIRGINIA*	*	22	6-7	0-0	2-2	3	5	8	5	0	1	1	0	14	21
Jan. 3	@6/6 Texas*	*	14	4-5	0-0	2-2	2	2	4	3	1	2	0	0	10	14
Jan. 7	@19/16 Baylor*	*	25	3-4	0-0	1-2	3	3	6	4	2	1	1	1	7	10
Jan. 10	OKLAHOMA STATE*	*	16	0-2	0-0	4-4	3	4	7	3	0	3	0	0	4	11
Jan. 14	@17/17 TCU*	*	10	0-3	0-0	0-0	1	1	2	2	0	2	0	1	0	-9
Jan. 17	2/2 KANSAS*	*	21	1-3	0-0	2-4	0	4	4	3	1	1	0	0	4	0
Jan. 21	TEXAS TECH*	*	18	2-4	0-1	3-4	2	3	5	1	2	0	1	0	7	4
Jan. 24	@12/13 Iowa State*	*	13	1-1	0-0	0-0	0	0	0	3	0	2	0	0	2	-11
Jan. 28	FLORIDA		5	1-1	0-0	0-0	2	0	2	2	0	0	0	0	2	-6
Jan. 31	@8/8 Kansas*		3	0-1	0-0	0-0	0	1	1	1	0	0	1	0	0	2
Feb. 4	10/9 TEXAS*		15	1-2	0-0	4-4	2	4	6	1	0	0	0	1	6	1
Feb. 7	17/19 TCU*		12	0-1	0-0	2-2	1	3	4	2	0	0	0	0	2	2
Feb. 11	@Texas Tech*		16	1-1	0-0	5-6	2	3	5	1	0	0	1	1	7	-4
Feb. 14	@Oklahoma*		18	4-5	0-0	3-4	0	1	1	3	2	0	1	0	11	-4
Feb. 18	19/18 IOWA STATE*		11	0-0	0-0	0-0	0	2	2	1	0	0	0	0	0	-14
Feb. 21	9/10 BAYLOR*		3	0-1	0-0	0-0	0	0	0	0	0	0	0	0	0	3
Feb. 25	@Oklahoma State*		8	0-1	0-0	0-0	0	1	1	1	0	0	0	1	0	-5
Mar. 1	OKLAHOMA*		8	1-1	0-0	0-2	1	2	3	0	0	1	0	0	2	0
Mar. 4	@West Virginia*		6	0-2	0-0	0-0	1	1	2	1	0	0	1	1	0	5
Mar. 9	vs. 22/23 TCU		8	2-2	0-0	0-0	0	4	4	0	0	2	1	0	4	-7
Mar. 17	vs. Montana State		8	1-1	0-0	0-0	1	1	2	1	0	0	0	1	2	8
Mar. 19	vs. Kentucky		1	0-0	0-0	0-0	0	0	0	1	0	0	0	0	0	-1
Mar. 23	vs. Michigan State		1	0-0	0-0	0-0	0	0	0	1	0	1	0	0	0	-3
Mar. 25	vs. 25/25 Florida Atlantic		5	1-1	0-0	0-0	0	0	0	1	0	0	0	1	2	-4

IYIOLA'S CAREER STATS

YEAR	GP	GS	Min	Avg.	FGM	FGA	Pct.	3FGM	3FGA	Pct.	FTM	FTA	Pct.	Off	Def	Tot	Avg.	PF	Ast	TO	Blk	Stl	Pts	Avg.
*2017-18 (Fr.)	32	8	615	19.2	139	268	.519	0	3	.000	44	65	.677	77	122	199	6.2	97	5	35	21	16	322	10.1
*2018-19 (So.)	31	31	710	22.9	135	279	.484	1	8	.125	63	86	.733	85	150	235	7.6	88	14	40	37	30	334	10.8
**2019-20 (Jr.)			Redshirt																					
**2020-21 (Rjr.)	1	0	2	1.6	0	0	.000	0	0	.000	0	0	.000	0	1	1	1.0	0	0	0	0	0	0	0.0
***2021-22 (Sr.)	28	25	565	20.2	84	133	.632	0	1	.000	32	42	.762	84	116	200	7.1	77	15	17	17	21	200	7.1
2022-23 (Sr.)	31	9	351	11.3	38	68	.559	0	1	.000	30	39	.769	29	57	86	2.8	53	10	25	11	10	106	3.4
Totals	123	73	2243	18.2	396	748	.529	1	13	.077	169	232	.728	275	446	721	5.9	315	44	117	86	77	962	7.8

Wildcats

*at Stetson | **at Arkansas | ***at Hofstra

24

G | FR.-HS



DORIAN FINISTER

G | 6-5 | 190 | Fr.-HS | New Orleans, La. | Carver

@doo4threee

doodagoat

SUPERLATIVES

	FR	SO	JR	SR	CAR
10+ Points	1	—	—	—	1
20+ Points	—	—	—	—	—
30+ Points	—	—	—	—	—
3+ 3FGM	—	—	—	—	—
Double-Doubles	—	—	—	—	—
5+ Rebounds	1	—	—	—	1
5+ Assists	—	—	—	—	—
Multiple Steals	—	—	—	—	—
2+ Blocks	—	—	—	—	—

PERSONAL HIGHS

■ Points

Season 10 vs. UIW (12/11/22)

Career 10 vs. UIW (12/11/22)

Big 12 —

■ Field Goals Made

Season 4 vs. UIW (12/11/22)

Career 4 vs. UIW (12/11/22)

Big 12 —

■ Field Goals Attempted

Season 5 vs. UIW (12/11/22)

Career 5 vs. UIW (12/11/22)

Big 12 —

■ 3-Point Field Goals Made

Season 2 vs. UIW (12/11/22)

Career 2 vs. UIW (12/11/22)

Big 12 —

■ 3-Point Field Goals Attempted

Season 2 vs. UIW (12/11/22)

Career 2 vs. UIW (12/11/22)

Big 12 —

■ Free Throws Made

Season —

Career —

Big 12 —

■ Free Throws Attempted

Season —

Career —

Big 12 —

■ Rebounds

Season 7 vs. UIW (12/11/22)

Career 7 vs. UIW (12/11/22)

Big 12 —

■ Assists

Season 4 vs. UIW (12/11/22)

Career 4 vs. UIW (12/11/22)

Big 12 —

■ Blocked Shots

Season —

Career —

Big 12 —

■ Steals

Season 1, twice

Career 1, twice

Big 12 —

■ Minutes

Season 22 vs. UIW (12/11/22)

Career 22 vs. UIW (12/11/22)

Big 12 —

SEASON STATS

PPG	RPG	APG	FG%	3FG%	FT%
2.0	2.3	1.2	50.0	—	—

FINISTER AT A GLANCE

► Was expected to redshirt but played well enough in the preseason to earn the opportunity to play right away... Has played in 6 games, including a season-high 22 minutes vs. UIW (12/11/22).

► Collected his first career double-digit scoring game in the win over UIW (12/11/22) with 10 points on 4-of-5 shooting with a pair of 3-pointers... Also added a season-best 7 rebounds and 4 assists in his 22 minutes.

► Scored his first career points in the win over Rhode Island (11/21/22), hitting his only field goal attempt to go with 2 rebounds, 1 assist and 1 steal in nearly 10 minutes of action off the bench.

LAST GAME (vs. UIW 12/11/22)

MIN	PTS	REBS	ASTS	BLKS	STLS
22	10	7	4	0	0

TOP PERFORMANCES

► Enjoyed a career day vs. UIW (12/11/22), scoring a season-high 10 points on 4-of-5 field goals, including 2-of-2 from 3-point range, to go with season-bests in rebounds (7) and assists (4) to go with a steal in 22 minutes.

► Scored his first career points vs. Rhode Island (11/21/22).

► Grabbed 3 rebounds and dished out 2 assists vs. UTRGV (11/7/22).

BACKGROUND

► Helped Carver High to an 88-16 record and 3 consecutive LHSAAA Class 4A Final Fours (2020, 2021, 2022), including a 33-5 record and state title in 2022.

► Scored more than 1,300 points in his 103-game career at Carver, where he averaged 12.7 points, 7.3 rebounds, 4.5 assists, 1.8 steals and 1.5 blocks.

2022-23 GAME-BY-GAME STATISTICS

Date	Opponent	GS	MIN	FG	3PT	FT	O	D	TR	PF	AST	TO	BLK	STL	PTS	+/-
Nov. 7	UTRGV	13	0-3	0-0	0-0	0 3 3	0	2	0	0	0	0	0	0	4	
Nov. 11	@California	—	—	—	—	—	—	—	—	—	—	—	—	—	—	
Nov. 17	KANSAS CITY	2	0-0	0-0	0-0	0 1 1	0	0	0	0	0	0	0	0	-3	
Nov. 21	vs. Rhode Island	10	1-1	0-0	0-0	0 2 2	1	1	0	0	1	2	-2			
Nov. 22	vs. Nevada	—	—	—	—	—	—	—	—	—	—	—	—	—	—	
Nov. 23	vs. LSU	—	—	—	—	—	—	—	—	—	—	—	—	—	—	
Nov. 30	@Butler	0+	0-0	0-0	0-0	0 0 0	0	0	1	0	0	0	0	-1		
Dec. 3	WICHITA STATE	5	0-1	0-0	0-0	0 1 1	0	0	1	0	0	0	2			
Dec. 6	ABILENE CHRISTIAN	—	—	—	—	—	—	—	—	—	—	—	—	—	—	
Dec. 11	UIW	22	4-5	2-2	0-0	2 5 7	0	4	0	0	1	10	25			
Dec. 17	NEBRASKA	—	—	—	—	—	—	—	—	—	—	—	—	—	—	
Dec. 21	RADFORD	—	—	—	—	—	—	—	—	—	—	—	—	—	—	
Dec. 31	24/24 WEST VIRGINIA*	—	—	—	—	—	—	—	—	—	—	—	—	—	—	
Jan. 3	@6/6 Texas*	—	—	—	—	—	—	—	—	—	—	—	—	—	—	
Jan. 7	@19/16 Baylor*	—	—	—	—	—	—	—	—	—	—	—	—	—	—	
Jan. 10	OKLAHOMA STATE*	—	—	—	—	—	—	—	—	—	—	—	—	—	—	
Jan. 14	@17/17 TCU*	—	—	—	—	—	—	—	—	—	—	—	—	—	—	
Jan. 17	2/2 KANSAS*	—	—	—	—	—	—	—	—	—	—	—	—	—	—	
Jan. 21	TEXAS TECH*	—	—	—	—	—	—	—	—	—	—	—	—	—	—	
Jan. 24	@12/13 Iowa State*	—	—	—	—	—	—	—	—	—	—	—	—	—	—	
Jan. 28	FLORIDA	—	—	—	—	—	—	—	—	—	—	—	—	—	—	
Jan. 31	@8/8 Kansas*	—	—	—	—	—	—	—	—	—	—	—	—	—	—	
Feb. 4	10/9 TEXAS*	—	—	—	—	—	—	—	—	—	—	—	—	—	—	
Feb. 7	17/19 TCU*	—	—	—	—	—	—	—	—	—	—	—	—	—	—	
Feb. 11	@Texas Tech*	—	—	—	—	—	—	—	—	—	—	—	—	—	—	
Feb. 14	@Oklahoma*	—	—	—	—	—	—	—	—	—	—	—	—	—	—	
Feb. 18	19/18 IOWA STATE*	—	—	—	—	—	—	—	—	—	—	—	—	—	—	
Feb. 21	9/10 BAYLOR*	—	—	—	—	—	—	—	—	—	—	—	—	—	—	
Feb. 25	@Oklahoma State*	—	—	—	—	—	—	—	—	—	—	—	—	—	—	
Mar. 1	OKLAHOMA*	—	—	—	—	—	—	—	—	—	—	—	—	—	—	
Mar. 4	@West Virginia*	—	—	—	—	—	—	—	—	—	—	—	—	—	—	
Mar. 9	vs. 22/23 TCU	—	—	—	—	—	—	—	—	—	—	—	—	—	—	
Mar. 17	vs. Montana State	—	—	—	—	—	—	—	—	—	—	—	—	—	—	
Mar. 19	vs. Kentucky	—	—	—	—	—	—	—	—	—	—	—	—	—	—	
Mar. 23	vs. Michigan State	—	—	—	—	—	—	—	—	—	—	—	—	—	—	
Mar. 25	vs. 25/25 Florida Atlantic	—	—	—	—	—	—	—	—	—	—	—	—	—	—	

FINISTER CAREER STATS

YEAR	GP	GS	Min	Avg.	FGM	FGA	Pct.	3FGM	3FGA	Pct.	FTM	FTA	Pct.	Off	Def	Tot	Avg.	PF	Ast	TO	Blk	Stl	Pts	Avg.
2022-23 (Fr.)	6	0	52	8.6	5	10	.500	2	2	1.000	0	0	.000	2	12	14	2.3	1	7	2	0	2	12	2.0
Totals	6	0	52	8.6	5	10	.500	2	2	1.000	0	0	.000	2	12	14	2.3	1	7	2	0	2	12	2.0

Wildcats

25
F | JR.-1L



ISMAEL [ISH] MASSOUD

F | 6-9 | 225 | Jr.-1L | East Harlem, N.Y. | The MacDuffie School | Wake Forest

[@IsmaelMassoud](#)

[ishhhy_masss](#)

SUPERLATIVES

	FR	SO ₁	SO ₂	JR	SR	CAR
10+ Points	4	7	11	5	—	27
15+ Points	—	2	3	1	—	6
20+ Points	—	1	—	—	—	1
2+ 3FGM	10	10	9	9	—	38
Double-Doubles	—	—	—	—	—	—
5+ Rebounds	2	7	6	2	—	17
3+ Assists	—	1	1	—	—	2
Multiple Steals	2	2	7	2	—	13
2+ Blocks	1	—	2	—	—	3

PERSONAL HIGHS

■ Points

Season 15 vs. Michigan State (3/23/23)

Career 31 vs. Pittsburgh (1/23/21)

Big 12 13, 5 times

■ Field Goals Made

Season 5, twice

Career 10 vs. Pittsburgh (1/23/21)

Big 12 5, 4 times

■ Field Goals Attempted

Season 9 vs. Texas (2/4/23)

Career 14 vs. Pittsburgh (1/23/21)

Big 12 13 at West Virginia (1/8/22)

■ 3-Point Field Goals Made

Season 4, twice

Career 8 vs. Pittsburgh (1/23/21)

Big 12 4 at Iowa State (1/24/23)

■ 3-Point Field Goals Attempted

Season 6, twice

Career 10 vs. Pittsburgh (1/23/21)

Big 12 7, twice

■ Free Throws Made

Season 4, 3 times

Career 8 vs West Virginia (2/14/22)

Big 12 8 vs West Virginia (2/14/22)

■ Free Throws Attempted

Season 4, 3 times

Career 10 vs West Virginia (2/14/22)

Big 12 10 vs West Virginia (2/14/22)

■ Rebounds

Season 6 vs. Florida (1/28/23)

Career 8 at Duke (1/9/21)

Big 12 5, twice

■ Assists

Season 2, 5 times

Career 3 at Pittsburgh (3/2/21)

Big 12 2, twice

■ Blocked Shots

Season 1, 4 times

Career 2, 3 times

Big 12 1, 7 times

■ Steals

Season 2, twice

Career 4 at Texas Tech (2/28/22)

Big 12 4 at Texas Tech (2/28/22)

■ Minutes

Season 28 vs. Michigan State (3/23/23)

Career 35 vs. West Virginia (3/9/22)

Big 12 35 vs. Texas (1/4/22)

SEASON STATS

PPG	RPG	APG	FG%	3FG%	FT%
5.4	1.7	0.5	39.0	41.8	89.7

MASSOUD AT A GLANCE

► Came off the bench in 32 games, averaging 15.3 minutes per game... Did not play vs. Kansas City, Wichita State and ACU due to illness/injury.

► Saw action in 63 games at K-State with 18 starts from 2021-23 before opting to transfer with one year of eligibility... Has played in 116 career games with 26 starts in his college career (Wake Forest, K-State).

► Led in 3-point field goal percentage (41.8) and free throw percentage (89.7) in 2022-23 while was 3rd on the team in 3-point field goals made (38).

► Scored in double figures in 5 games, including a season-best 15 points in the NCAA Tournament win over Michigan State (3/23/23)... Also had 13 points on the road at No. 19/17 Baylor (1/7/23) and No. 12/13 Iowa State (1/24/23)... Hit the game-winning 3-pointer in the overtime win over the Bears.

► Was solid off the bench in Big 12 play, averaging 5.9 points on 38.2 percent shooting, including 40.7 percent from 3-point range... Had 5 or more points in 14 of 18 games, including 3 of his 5 double-digit scoring games.

► Had the game-winning steal in the waning seconds in the overtime win over No. 2/2 Kansas (1/17/23), while adding 6 points, 2 rebounds and a block.

► Now has 27 career double-digit scoring games, including a career-best 31 points vs. Pitt (1/23/21) with 8 made 3-pointers while playing at Wake Forest.

► Has 143 3-pointers in his career, posting 2 or more triples in 38 of 116 games.

2022-23 GAME-BY-GAME STATISTICS

Date	Opponent	GS	MIN	FG	3PT	FT	O	D	TR	PF	AST	TO	BLK	STL	PTS	+/-
Nov. 7	UTRGV	14	3-6	2-3	2-2	2	1	3	2	0	0	0	0	0	10	1
Nov. 11	@California	10	1-5	1-3	0-0	2	0	2	0	0	3	0	1	3	-8	
Nov. 17	KANSAS CITY	—	—	—	—	—	—	—	—	—	—	—	—	—	—	
Nov. 21	vs. Rhode Island	15	2-4	1-2	0-0	1	0	1	2	0	0	1	0	5	2	
Nov. 22	vs. Nevada	10	2-3	1-1	0-0	1	1	2	2	0	0	0	0	5	0	
Nov. 23	vs. LSU	0+	0-1	0-1	0-0	0	0	0	0	0	0	0	0	0	-3	
Nov. 30	@Butler	23	1-5	0-2	0-0	0	0	0	0	2	1	1	0	2	10	
Dec. 3	WICHITA STATE	—	—	—	—	—	—	—	—	—	—	—	—	—	—	
Dec. 6	ABILENE CHRISTIAN	—	—	—	—	—	—	—	—	—	—	—	—	—	—	
Dec. 11	UIW	14	1-2	1-2	0-0	0	2	2	1	0	0	0	1	3	18	
Dec. 17	NEBRASKA	—	—	—	—	—	—	—	—	—	—	—	—	—	—	
Dec. 21	RADFORD	5	0-0	0-0	0-0	0	0	0	1	1	0	0	0	0	-4	
Dec. 31	24/24 WEST VIRGINIA*	20	2-5	1-2	0-0	1	1	2	5	1	1	0	0	5	3	
Jan. 3	@6/6 Texas*	21	0-4	0-2	4-4	1	3	4	2	2	1	0	0	4	3	
Jan. 7	@19/16 Baylor*	16	3-4	3-4	4-4	0	0	0	1	0	1	0	0	13	-3	
Jan. 10	OKLAHOMA STATE*	15	2-7	2-6	0-0	1	1	2	0	0	0	0	0	2	6	-8
Jan. 14	@17/17 TCU*	18	2-7	2-4	0-0	1	2	3	3	2	0	1	0	6	-5	
Jan. 17	2/2 KANSAS*	18	2-3	2-2	0-0	0	2	2	3	0	0	1	1	6	4	
Jan. 21	TEXAS TECH*	22	5-6	2-3	0-0	1	0	1	1	2	1	1	0	12	8	
Jan. 24	@12/13 Iowa State*	27	4-6	4-5	1-2	0	0	0	5	0	0	0	0	13	0	
Jan. 28	FLORIDA	21	1-5	1-4	2-2	3	3	6	2	0	0	0	0	5	5	
Jan. 31	@8/8 Kansas*	14	1-3	0-1	0-0	1	1	2	4	0	0	0	0	2	-17	
Feb. 4	10/9 TEXAS*	13	1-9	1-6	2-2	0	1	1	1	1	0	0	0	5	2	
Feb. 7	17/19 TCU*	4	0-1	0-1	0-0	0	0	0	1	1	0	0	0	0	-1	
Feb. 11	@Texas Tech*	12	2-4	2-4	0-0	0	2	2	3	1	1	0	0	6	-3	
Feb. 14	@Oklahoma*	11	2-5	1-3	0-0	1	0	1	3	0	0	0	0	5	-9	
Feb. 18	19/18 IOWA STATE*	19	2-6	1-5	4-4	1	2	3	1	0	0	0	0	9	4	
Feb. 21	9/10 BAYLOR*	13	2-3	1-2	0-0	1	0	1	0	0	0	0	0	5	4	
Feb. 25	@Oklahoma State*	14	2-6	1-4	0-0	0	1	1	2	0	1	0	0	5	7	
Mar. 1	OKLAHOMA*	12	0-6	0-2	0-0	1	0	1	1	0	1	0	0	0	4	
Mar. 4	@West Virginia*	17	2-4	1-3	0-0	2	3	5	3	0	1	0	0	5	1	
Mar. 9	vs. 22/23 TCU	17	3-6	1-3	2-2	2	1	3	2	0	0	0	0	9	-7	
Mar. 17	vs. Montana State	17	0-2	0-2	2-2	0	1	1	2	0	1	0	0	2	10	
Mar. 19	vs. Kentucky	16	1-2	1-1	0-0	0	0	0	1	2	0	0	0	3	13	
Mar. 23	vs. Michigan State	28	5-8	4-6	1-2	0	2	2	2	0	0	0	0	15	5	
Mar. 25	vs. 25/25 Florida Atlantic	14	1-3	1-2	2-3	0	1	1	2	0	2	0	2	5	3	

LAST GAME (vs. 25/25 Florida Atlantic 3/25/23)

MIN	PTS	REBS	ASTS	BLKS	STLS
14	5	1	0	0	2

TOP PERFORMANCES

► Scored a season-high 15 points in the NCAA Tournament win over Michigan State (3/23/23) in his hometown of New York at Madison Square Garden, going 5-of-8 from the field, including 4-of-6 from 3-point range.

► Hit the game-winning 3-pointer with 32 seconds left in the overtime win at No. 19/17 Baylor (1/7/23) to cap a 13-point performance... Matched his 13 points at No. 12/13 Iowa State (1/24/23) on a season-best 4-of-5 from 3-point range... Posted 12 points in a win over Texas Tech (1/21/23) on 5-of-6 shooting.

► Scored his K-State high with 17 points in the win over Green Bay (12/12/21) on perfect shooting (5-of-5, 4-of-4 on 3-pointers, 3-of-3 on free throws).

► Had his career-best in points come in an epic game vs. Pittsburgh (1/23/21), scoring 31 points on 10-of-14 field goals, including 8-of-10 from 3-point range, in 34 minutes... One of 7 Wake players in school history to hit 8 triples in a game.

BACKGROUND

► Transferred to K-State after 2 seasons (2019-21) at Wake Forest, seeing action in all 53 games as a Demon Deacon with 8 starts.

► Mother, **Alicia Rodriguez-Barrera**, played basketball at Houston and was a starter as a junior (1996-97) and senior (1997-98)... Brother, **Sofian**, spent 2 years as a quarterback at Houston before transferring to Hampton in 2022.

MASSOUD'S CAREER STATS

YEAR	GP	GS	Min	Avg.	FGM	FGA	Pct.	3FGM	3FGA	Pct.	FTM	FTA	Pct.	Off	Def	Tot	Avg.	PF	Ast	TO	Blk	Stl	Pts	Avg.
*2019-20 (Fr.)	31	0	376	12.1	47	122	.385	33	83	.398	22	29	.759	6	57	63	2.0	31	9	23	12	10	149	4.8
*2020-21 (So.)	22	8	478	21.7	58	170	.341	36	107	.336	30	41	.732	16	59	75	3.4	41	11	32	1	8	182	8.3
2021-22 (So.)	31	18	752	24.3	70	193	.363	36	108	.333	35	40	.875	17	70	87	2.8	60	10	24	11	23	211	6.8
2022-23 (Jr.)	32	0	490	15.3	55	141	.390	38	91	.418	26	29	.897	23	31	54	1.7	58	15	15	5	7	174	5.4
Totals	116	26	2096	18.1	230	626	.367	143	389	.368	113	139	.813	62	217	279	2.4	190	45	94	29	48	716	6.2

*at Wake Forest

Wildcats

35
F | JR-TR



NAE'QWAN TOMLIN

F | 6-10 | 210 | Jr.-TR | Harlem, N.Y. | Urban Assembly School | Chipola [Fla.] College

@Nae_Ratty

nae_ratty

2022 NJCAA Honorable Mention All-American
2022 NJCAA Region 8 Tournament MVP
Big 12 co-Newcomer of the Week (12/27/22)

SUPERLATIVES

	FR	SO	JR1	JR2	SR	CAR
10+ Points	—	—	—	21	—	21
20+ Points	—	—	—	1	—	1
30+ Points	—	—	—	—	—	—
2+ 3FGM	—	—	—	4	—	4
5+ Rebounds	—	—	—	25	—	25
10+ Rebounds	—	—	—	3	—	3
2+ Steals	—	—	—	12	—	12
2+ Blocks	—	—	—	10	—	10
Double-Doubles	—	—	—	2	—	2

PERSONAL HIGHS

■ Points

Season	26 vs. Radford (12/21/22)
Career	26 vs. Radford (12/21/22)
Big 12	19 vs. Oklahoma (3/1/23)

■ Field Goals Made

Season	11 vs. Radford (12/21/22)
Career	11 vs. Radford (12/21/22)
Big 12	8, twice

■ Field Goals Attempted

Season	18 vs. Radford (12/21/22)
Career	18 vs. Radford (12/21/22)
Big 12	15 at Oklahoma (2/14/23)

■ 3-Point Field Goals Made

Season	2, 4 times
Career	2, 4 times
Big 12	2 vs. Oklahoma (3/1/23)

■ 3-Point Field Goals Attempted

Season	5 vs. Nebraska (12/17/22)
Career	5 vs. Nebraska (12/17/22)
Big 12	3, 4 times

■ Free Throws Made

Season	5 vs. Kansas (1/17/23)
Career	5 vs. Kansas (1/17/23)
Big 12	5 vs. Kansas (1/17/23)

■ Free Throws Attempted

Season	8 vs. West Virginia (12/31/22)
Career	8 vs. West Virginia (12/31/22)
Big 12	8 vs. West Virginia (12/31/22)

■ Rebounds

Season	10, 3 times
Career	10, 3 times
Big 12	10, 3 times

■ Assists

Season	5 at TCU (1/14/23)
Career	5 at TCU (1/14/23)
Big 12	5 at TCU (1/14/23)

■ Blocked Shots

Season	5 vs. Rhode Island (11/21/22)
Career	5 vs. Rhode Island (11/21/22)
Big 12	3, twice

■ Steals

Season	4, twice
Career	4, twice
Big 12	4, twice

■ Minutes

Season	40+ vs. Kansas (1/17/23)
Career	40+ vs. Kansas (1/17/23)
Big 12	40+ vs. Kansas (1/17/23)

SEASON STATS

PPG	RPG	BPG	FG%	3FG%	FT%
10.4	5.9	1.0	50.0	27.5	73.8

TOMLIN AT A GLANCE

► Was among 4 players to start all 36 games in 2022-23, averaging 27.3 minutes per game... Played in 80 games in junior college with 53 starts.

► Led the Wildcats in total blocks (35) and dunks (43), while he was 2nd in rebounding (5.9 rpg.) and steals (1.2 spg.), 3rd in scoring (10.5 ppg.), double-digit scoring games (21) and field goals made (147).

► Scored in double figures in 21 games, including 7 times in Big 12 play... Among best performances included 26 points vs. Radford (12/21/22), 17 and 19 points in 2 meetings with Oklahoma and 15 points vs. No. 2/2 Kansas (1/17/23).

► Scored in double figures in the last 5 games, including all 4 NCAA Tournament games... Averaged 12.5 points on 59.5 percent (22-of-37) shooting in the NCAA Tournament with 5.0 rebounds and 2.0 blocks in 29.8 minutes per game... His 8 blocks tied for the 5th-most in the tournament... Played his best all-around game in the Kentucky (3/19/23) win with 12 points, 6 rebounds, 4 blocks and 2 steals.

► Registered a pair of double-doubles, including his 1st career double-double of 15 points and a season-tying 10 rebounds in the overtime win over No. 2/2 Kansas (1/17/23)... Also had 17 points and 10 rebounds at Oklahoma (2/14/23)... Posted 5 or more rebounds in 25 of 36 games played.

► Named Big 12 co-Newcomer of the Week on Dec. 27 after posting his 1st career 20-point game with a team-high 26 points vs. Radford (12/21/22) on 11-of-18 shooting to go with 9 rebounds and 2 blocks in 33 minutes.

2022-23 GAME-BY-GAME STATISTICS

Date	Opponent	GS	MIN	FG	3PT	FT	O	D	TR	PF	AST	TO	BLK	STL	PTS	+/-
Nov. 7	UTRGV	*	20	6-12	0-3	2-3	3	5	8	4	0	1	1	0	14	14
Nov. 11	@California	*	26	4-9	1-4	2-2	0	2	2	2	0	1	2	1	11	14
Nov. 17	KANSAS CITY	*	26	3-11	0-1	3-4	4	3	7	3	1	4	0	3	9	1
Nov. 21	vs. Rhode Island	*	26	5-8	1-2	4-5	1	5	6	2	1	1	5	0	15	14
Nov. 22	vs. Nevada	*	38	2-6	1-2	4-4	0	4	4	1	1	0	0	0	9	6
Nov. 23	vs. LSU	*	29	0-4	0-1	0-0	2	1	3	3	2	1	0	1	0	9
Nov. 30	@Butler	*	14	0-5	0-2	0-0	2	2	4	3	0	1	0	1	0	-20
Dec. 3	WICHITA STATE	*	33	5-12	2-4	2-4	2	4	6	3	0	1	2	2	14	6
Dec. 6	ABILENE CHRISTIAN	*	32	4-7	0-1	4-4	2	6	8	2	1	1	0	2	12	18
Dec. 11	UIW	*	23	7-9	1-1	0-2	2	7	9	1	1	1	0	1	15	44
Dec. 17	NEBRASKA	*	34	6-10	2-5	1-2	1	6	7	3	2	0	2	2	15	17
Dec. 21	RADFORD	*	33	11-18	1-4	3-3	6	3	9	2	1	0	2	1	26	18
Dec. 31	24/24 WEST VIRGINIA*	*	36	4-11	0-1	3-8	2	1	3	4	1	0	0	4	11	-5
Jan. 3	@6/6 Texas*	*	20	4-7	1-2	2-3	1	1	2	4	2	0	0	1	11	11
Jan. 7	@19/16 Baylor*	*	32	4-9	1-3	0-0	2	6	8	5	2	1	3	1	9	-3
Jan. 10	OKLAHOMA STATE*	*	31	3-13	0-3	0-0	5	2	7	2	1	1	3	0	6	5
Jan. 14	@17/17 TCU*	*	29	4-7	0-0	0-0	3	7	10	2	5	3	0	0	8	-11
Jan. 17	2/2 KANSAS*	*	40	5-11	0-2	5-6	5	5	10	5	0	3	1	2	15	1
Jan. 21	TEXAS TECH*	*	21	2-5	0-3	0-0	1	1	2	4	1	2	1	0	4	3
Jan. 24	@12/13 Iowa State*	*	32	2-3	0-0	2-2	0	0	0	3	2	0	0	2	6	1
Jan. 28	FLORIDA	*	24	4-11	0-1	3-4	1	5	6	1	1	0	0	0	11	22
Jan. 31	@8/8 Kansas*	*	32	4-7	1-2	2-2	1	7	8	2	1	3	0	0	11	-6
Feb. 4	10/9 TEXAS*	*	31	2-6	0-1	4-4	3	2	5	2	2	4	1	4	8	-6
Feb. 7	17/19 TCU*	*	18	1-3	0-2	2-2	1	2	3	2	2	0	0	1	4	1
Feb. 11	@Texas Tech*	*	18	3-6	1-3	3-4	5	2	7	5	1	3	0	2	10	8
Feb. 14	@Oklahoma*	*	32	8-15	0-2	1-2	4	6	10	3	1	2	1	0	17	-7
Feb. 18	19/18 IOWA STATE*	*	23	2-3	0-0	1-2	3	3	6	4	3	1	1	1	5	13
Feb. 21	9/10 BAYLOR*	*	19	3-6	1-2	1-1	4	4	8	3	1	1	0	1	8	10
Feb. 25	@Oklahoma State*	*	17	3-3	0-0	0-0	0	4	4	4	0	1	0	0	6	2
Mar. 1	OKLAHOMA*	*	25	8-9	2-2	1-1	1	4	5	2	0	0	2	0	19	1
Mar. 4	@West Virginia*	*	23	2-3	0-0	2-2	2	3	5	5	2	2	0	1	6	-12
Mar. 9	vs. 22/23 TCU	*	25	4-8	2-4	0-0	2	7	9	2	1	2	0	3	10	-3
Mar. 17	vs. Montana State	*	20	6-9	0-1	1-1	0	1	1	4	0	1	1	1	13	0
Mar. 19	vs. Kentucky	*	30	6-8	0-2	0-2	3	3	6	3	0	1	4	2	12	-6
Mar. 23	vs. Michigan State	*	36	4-9	0-1	3-4	4	3	7	4	3	0	2	1	11	11
Mar. 25	vs. 25/25 Florida Atlantic	*	34	6-11	1-2	1-1	2	4	6	2	0	3	1	2	14	-4

LAST GAME (vs. 25/25 Florida Atlantic 3/25/23)

MIN	PTS	REBS	ASTS	BLKS	STLS
34	14	6	0	1	2

TOP PERFORMANCES

► Scored a season-high 26 points vs. Radford (12/21/22) on 11-of-18 field goals to go with 9 rebounds and 2 blocks... It was his first 20-point game as a Wildcat... His 26 points came during a stretch of 7 straight double-digit scoring games.

► Led the way in the win over Oklahoma (3/1/23) with 19 points on 8-of-9 field goals, including 2-of-2 from 3-point range, and included 4 dunks.

► Enjoyed a strong NCAA Tournament, scoring in double figures in all 4 games capped by a 14-point effort in the Elite Eight vs. No. 25/25 FAU (3/25/23)... Had 12 points, 6 rebounds and 4 blocks in the win over Kentucky (3/19/23).

► Collected his first career double-double in the win over No. 2/2 Kansas (1/17/23) with 15 points and a season-tying 10 rebounds... Collected his second double-double at Oklahoma (2/14/23) with 17 points and 10 rebounds.

► Turned in a season-best 5 blocks vs. Rhode Island (11/21/22), which were the most by a Wildcat since 2013 and tied many others for the 10th-most in a game.

BACKGROUND

► Transferred to K-State after 2 seasons (2020-22) at Chipola College.

► Started his college career at Monroe College in 2019-20 before transferring to Chipola College and playing 2 seasons.

► Did not play high school basketball.


TOMLIN'S CAREER STATS

YEAR	GP	GS	Min	Avg.	FGM	FGA	Pct.	3FGM	3FGA	Pct.	FTM	FTA	Pct.	Off	Def	Tot	Avg.	PF	Ast	TO	Blk	Stl	Pts	Avg.
2022-23 (Jr.)	36	36	981	27.3	147	294	.500	19	69	.275	62	84	.738	80	131	211	5.9	106	42	46	35	43	375	10.4
Totals	36	36	981	27.3	147	294	.500	19	69	.275	62	84	.738	80	131	211	5.9	106	42	46	35	43	375	10.4

Wildcats

43

G | FR.-HS



PEYTON ACKERMAN

G | 5-10 | 150 | Fr.-HS | Oklahoma City, Okla. | Epic Charter School



@_peytonackerman



2ezpeyton

SUPERLATIVES

	FR	SO	JR	SR	CAR
10+ Points	—	—	—	—	—
20+ Points	—	—	—	—	—
30+ Points	—	—	—	—	—
3+ 3FGM	—	—	—	—	—
Double-Doubles	—	—	—	—	—
5+ Rebounds	—	—	—	—	—
5+ Assists	—	—	—	—	—
Multiple Steals	—	—	—	—	—
2+ Blocks	—	—	—	—	—

PERSONAL HIGHS

■ Points

Season —

Career —

Big 12 —

■ Field Goals Made

Season —

Career —

Big 12 —

■ Field Goals Attempted

Season —

Career —

Big 12 —

■ 3-Point Field Goals Made

Season —

Career —

Big 12 —

■ 3-Point Field Goals Attempted

Season —

Career —

Big 12 —

■ Free Throws Made

Season —

Career —

Big 12 —

■ Free Throws Attempted

Season —

Career —

Big 12 —

■ Rebounds

Season —

Career —

Big 12 —

■ Assists

Season —

Career —

Big 12 —

■ Blocked Shots

Season —

Career —

Big 12 —

■ Steals

Season —

Career —

Big 12 —

■ Minutes

Season —

Career —

Big 12 —

SEASON STATS

PPG	RPG	APG	FG%	3FG%	FT%
—	—	—	—	—	—

ACKERMAN AT A GLANCE

► Redshirt the season.

LAST GAME

MIN	PTS	REBS	ASTS	BLKS	STLS
—	—	—	—	—	—

TOP PERFORMANCES

► Has not seen any action.

BACKGROUND

► Opted to walk-on at K-State for the 2022-23 season.

► One of 3 true freshmen, along **Dorian Finister** and **Taj Manning**.

► Played at Epic Charter School in Oklahoma City, helping the team to a 39-15 record as a senior in 2021-22.

2022-23 GAME-BY-GAME STATISTICS

Date	Opponent	GS	MIN	FG	3PT	FT	O	D	TR	PF	AST	TO	BLK	STL	PTS	+/-
Nov. 7	UTRGV	—	—	—	—	—	—	—	—	—	—	—	—	—	—	—
Nov. 11	@California	—	—	—	—	—	—	—	—	—	—	—	—	—	—	—
Nov. 17	KANSAS CITY	—	—	—	—	—	—	—	—	—	—	—	—	—	—	—
Nov. 21	vs. Rhode Island	—	—	—	—	—	—	—	—	—	—	—	—	—	—	—
Nov. 22	vs. Nevada	—	—	—	—	—	—	—	—	—	—	—	—	—	—	—
Nov. 23	vs. LSU	—	—	—	—	—	—	—	—	—	—	—	—	—	—	—
Nov. 30	@Butler	—	—	—	—	—	—	—	—	—	—	—	—	—	—	—
Dec. 3	WICHITA STATE	—	—	—	—	—	—	—	—	—	—	—	—	—	—	—
Dec. 6	ABILENE CHRISTIAN	—	—	—	—	—	—	—	—	—	—	—	—	—	—	—
Dec. 11	UIW	—	—	—	—	—	—	—	—	—	—	—	—	—	—	—
Dec. 17	NEBRASKA	—	—	—	—	—	—	—	—	—	—	—	—	—	—	—
Dec. 21	RADFORD	—	—	—	—	—	—	—	—	—	—	—	—	—	—	—
Dec. 31	24/24 WEST VIRGINIA*	—	—	—	—	—	—	—	—	—	—	—	—	—	—	—
Jan. 3	@6/6 Texas*	—	—	—	—	—	—	—	—	—	—	—	—	—	—	—
Jan. 7	@19/16 Baylor*	—	—	—	—	—	—	—	—	—	—	—	—	—	—	—
Jan. 10	OKLAHOMA STATE*	—	—	—	—	—	—	—	—	—	—	—	—	—	—	—
Jan. 14	@17/17 TCU*	—	—	—	—	—	—	—	—	—	—	—	—	—	—	—
Jan. 17	2/2 KANSAS*	—	—	—	—	—	—	—	—	—	—	—	—	—	—	—
Jan. 21	TEXAS TECH*	—	—	—	—	—	—	—	—	—	—	—	—	—	—	—
Jan. 24	@12/13 Iowa State*	—	—	—	—	—	—	—	—	—	—	—	—	—	—	—
Jan. 28	FLORIDA	—	—	—	—	—	—	—	—	—	—	—	—	—	—	—
Jan. 31	@8/8 Kansas*	—	—	—	—	—	—	—	—	—	—	—	—	—	—	—
Feb. 4	10/9 TEXAS*	—	—	—	—	—	—	—	—	—	—	—	—	—	—	—
Feb. 7	17/19 TCU*	—	—	—	—	—	—	—	—	—	—	—	—	—	—	—
Feb. 11	@Texas Tech*	—	—	—	—	—	—	—	—	—	—	—	—	—	—	—
Feb. 14	@Oklahoma*	—	—	—	—	—	—	—	—	—	—	—	—	—	—	—
Feb. 18	19/18 IOWA STATE*	—	—	—	—	—	—	—	—	—	—	—	—	—	—	—
Feb. 21	9/10 BAYLOR*	—	—	—	—	—	—	—	—	—	—	—	—	—	—	—
Feb. 25	@Oklahoma State*	—	—	—	—	—	—	—	—	—	—	—	—	—	—	—
Mar. 1	OKLAHOMA*	—	—	—	—	—	—	—	—	—	—	—	—	—	—	—
Mar. 4	@West Virginia*	—	—	—	—	—	—	—	—	—	—	—	—	—	—	—
Mar. 9	vs. 22/23 TCU	—	—	—	—	—	—	—	—	—	—	—	—	—	—	—
Mar. 17	vs. Montana State	—	—	—	—	—	—	—	—	—	—	—	—	—	—	—
Mar. 19	vs. Kentucky	—	—	—	—	—	—	—	—	—	—	—	—	—	—	—
Mar. 23	vs. Michigan State	—	—	—	—	—	—	—	—	—	—	—	—	—	—	—
Mar. 25	vs. 25/25 Florida Atlantic	—	—	—	—	—	—	—	—	—	—	—	—	—	—	—

ACKERMAN'S CAREER STATS

YEAR	GP	GS	Min	Avg.	FGM	FGA	Pct.	3FGM	3FGA	Pct.	FTM	FTA	Pct.	Off	Def	Tot	Avg.	PF	Ast	TO	Blk	Stl	Pts	Avg.
2022-23 (Fr.)	—	—	—	—	—	—	—	—	—	—	—	—	—	—	—	—	—	—	—	—	—	—	—	—
Totals	—	—	—	—	—	—	—	—	—	—	—	—	—	—	—	—	—	—	—	—	—	—	—	—

Wildcats