



K-STATE WILDCATS

(26-16, 9-6 BIG 12)

Head Coach	Pete Hughes
Career Record	776-600-3 (26th season)
School Record	124-108 (5th season)
Overall	26-16
Home	13-5
Away	13-8
Neutral	0-3
Last 10 Games	7-3
Current Streak	L1

Projected Rotation

Friday	LHP Owen Boerema (5-1)
Saturday	RHP German Fajardo (2-1)
Sunday	RHP Collin Rothermel (1-2)

INSIDE THE Series

»GAME 43

K-STATE vs. #14 TEXAS TECH

Friday, April 28 | 6 p.m.

Projected Starter: Owen Boerema v. Mason Molina

Watch: Big 12 Now on ESPN+

Radio: 1350AM/93.3/93.7FM

Listen: kstatesports.com/watch

Live Stats: kstatesports.com

»GAME 43

K-STATE vs. #14 TEXAS TECH

Saturday, April 29 | 4 p.m.

Projected Starter: German Fajardo v. Trendan Parish

Watch: Big 12 Now on ESPN+

Radio: 1350AM/93.3/93.7FM

Listen: kstatesports.com/watch

Live Stats: kstatesports.com

»GAME 43

K-STATE vs. #14 TEXAS TECH

Sunday, April 30 | 1 p.m.

Projected Starter: Collin Rothermel v. TBD

Watch: Big 12 Now on ESPN+

Radio: 1350AM/93.3/93.7FM

Listen: kstatesports.com/watch

Live Stats: kstatesports.com

»SERIES HISTORY

K-STATE vs. TEXAS TECH

All-Time TTU leads, 50-32-1

K-State at Home 19-17

K-State on the Road 8-27-1

K-State at Neutral Site 5-6

Series Start March 15, 1993

Last Meeting May 27, 2022

Last K-State Win May 27, 2022 (6-5 [11])

Last K-State Loss May 25, 2022 (3-5)

Last K-State Home Win April 3, 2021 (10-4)

Last K-State Home Loss April 1, 2021 (1-17)

Last K-State Road/Neutral Win May 27, 2022 (6-5 [11])

Last K-State Road/Neutral Loss May 25, 2022 (3-5)

Last K-State Series Win 2021 (2-1)

Last K-State Home Series Win 2021 (2-1)

Last K-State Home Sweep 2013 (3-0)

Last K-State Home Series Loss 2019 (1-2)

Last Time K-State Was Swept in Home Series 1997 (0-3)

Last K-State Road Series Win 2012 (2-1)

Last K-State Road Sweep 2022 (0-3)

Last K-State Road Series Loss 2022 (0-3)

Last Time K-State Was Swept in Road Series 2022 (0-3)

Last 10 in Series 4-6

Current Streak W1

Hughes (at K-State) vs. Baylor 5-8

»STADIUM INFO

Field Tointon Family Stadium

Location Manhattan, Kan.

Capacity/Dimensions 2,331 / 340'-375'-400'-375'-325'

Surface Turf

SEASON Comparison

	.271	.401	.460	7.8	9.0	69	8	60	300	276	343	90-11	4.96	365.0	379	147	.281	.975
	AVG	OBP	SLG	R/G	H/G	2B	3B	HR	RBI	BB	K	SB-A	ERA	IP	K	BB	B/AVG	FLD%
	.322	.427	.540	9.2	11.5	102	18	63	370	249	314	25-31	4.62	378.0	388	209	.252	.962

GameNotes



#14 TEXAS TECH RED RAIDERS

(29-13, 8-7 BIG 12)

Head Coach	Tim Tadlock
Career Record	408-207 (11th season)
School Record	408-207 (11th season)
Overall	29-13
Home	25-5
Away	3-6
Neutral	1-2
Last 10 Games	7-3
Current Streak	L1

Projected Rotation

Friday	LHP Mason Molina (4-2)
Saturday	RHP Trendan Parish (2-0)
Sunday	TBD

WILDCAT TEAM Leaders

»HITTING

AVG	Brady Day	.351
OBP	Brady Day	.503
SLG	Nick Goodwin	.545
OPS	Nick Goodwin	.966
H	Brady Day	47
2B	Cole Johnson	11
3B	Nick Goodwin/Brendan Jones	2
HR	Roberto Pena	11
R	Brendan Jones	40
XBH	Roberto Pena	22
RBI	Roberto Pena	47
SB	Brendan Jones	23
BB	Brady Day	38

»PITCHING

G	Ty Ruhl	19
QS	Boerema	4
GS	German Fajardo	11
IP	Owen Boerema	55.2
W	Owen Boerema	5
ERA	Corey Cater/Jared Henry	0.00
WHIP	Tyson Neighbors	.59
SV	Tyson Neighbors	7
SO	Owen Boerema	69
K:BB	Tyson Neighbors	7.9
K/9	Tyson Neighbors	16.3

WHAT'S Inside

Noteworthy/Quick Facts	2-3
Roster	4
Wildcats On The Map	5
Head Coach Pete Hughes	6-7
Tointon Family Stadium	8
Around the Big 12	9
Lineups	10-11
Game-By-Game	12-13
Last Time/Game Highs	14
Homerun Breakdown	15
Hitting Stats	16
Misc Stats	17
Starters Breakdown	18
Bullpen Stats	19
Game-By-Game Results	20
Overall Stats	21
Big 12 Stats	22
Home Stats	23
Road/Neutral Stats	24
Last 5 Games	25
Last 10 Games	26
Last Series	27
Series Box Scores	28
Probable Pitching Starters	29-33
Pitchers	34-47
Hitters	48-56
TV/Radio Roster	57



2023 Schedule

OVERALL: 26-16

Big 12: 9-6 | Non-Conference: 17-10
 Home: 13-5 | Away: 13-8 | Neutral: 0-3
 Last 10 Games: 7-3 | Streak: L1

FEBRUARY (4-5)

		RESULT/TIME (CT)
17	at Stephen F. Austin	W, 7-6
18	at Stephen F. Austin	W, 8-4
19	at Stephen F. Austin	W, 14-8
20	at Stephen F. Austin	W, 16-5
22	at Lamar	L, 3-4
24	vs. #1 LSU*	L, 3-7
25	vs. Sam Houston*	L, 3-8
26	vs. Iowa*	L, 5-6
28	at Omaha	L, 6-7

MARCH (14-5)

3	ARMY	W, 4-1
4	STONEHILL	W, 25-3
5	ARMY	W, 14-8
6	STONEHILL	W, 6-5
10	YOUNGSTOWN STATE	W, 20-4
11	YOUNGSTOWN STATE	W, 9-6
12	YOUNGSTOWN STATE	W, 16-2 (7)
15	at Creighton	W, 3-0
17	at Baylor*	W, 8-1
18	at Baylor*	L, 4-6
19	at Baylor*	L, 4-8
21	ST. THOMAS	W, 11-3
22	ST. THOMAS	L, 1-2
24	OKLAHOMA*	W, 7-1
25	OKLAHOMA*	W, 7-6
26	OKLAHOMA*	W, 8-7
28	at Air Force	W, 12-9
29	at Air Force	L, 13-18
31	#24 WEST VIRGINIA*	L, 3-8

APRIL (8-6)

1	#24 WEST VIRGINIA*	W, 7-1
2	#24 WEST VIRGINIA*	L, 6-10
4	NEBRASKA	L, 1-6
6	at #21 Texas*	L, 5-6
7	at #21 Texas*	W, 6-5
8	at #21 Texas*	L, 2-8
10	CREIGHTON	W, 10-0 (7)
14	at Kansas*	W, 5-4
15	at Kansas*	W, 6-1
16	at Kansas*	W, 21-18
18	WICHITA STATE	L, 4-10
21	at UC Irvine	W, 6-3
22	at UC Irvine	W, 6-4
23	at UC Irvine	L, 1-7
25	at UC Riverside	Canceled
28	#14 TEXAS TECH*	6 p.m.
29	#14 TEXAS TECH*	4 p.m.
30	#14 TEXAS TECH*	1 p.m.

MAY (0-0)

2	at Wichita State	6 p.m.
5	SOUTHEAST MISSOURI STATE	6 p.m.
6	SOUTHEAST MISSOURI STATE	4 p.m.
7	SOUTHEAST MISSOURI STATE	1 p.m.
12	at Oklahoma State*	6 p.m.
13	at Oklahoma State*	6 p.m.
14	at Oklahoma State*	1 p.m.
18	TCU*	6 p.m.
19	TCU*	6 p.m.
20	TCU*	4 p.m.
24	Big Phillips 66 Big 12 Championship!	

*Karback Round Rock Classic
 Dell Diamond Field - Round Rock, Texas
 !2022 Phillips 66 Big 12 Baseball Championship
 Globe Life Field - Arlington, Texas

*Big 12 Game

Home games in **BOLD**

Feb: 4-5 | H: 0-0 // A: 4-2 // N: 0-3

March: 14-5 | H: 11-2 // A: 3-3 // Big 12: 4-3

April: 8-6 | H: 2-3 // A: 6-3 // Big 12: 5-3

May: 0-0 | H: 0-0 // A: 0-0 // Big 12: 0-0

K-STATE QUICK FACTS

UNIVERSITY INFORMATION

Location.....	Manhattan, Kan.
Founded.....	1863
Enrollment.....	20,229
President.....	Richard Linton
Director of Athletics.....	Gene Taylor
Faculty Representative.....	Dr. Be Stoney
SWA.....	Jill Shields
Ticket Office Phone.....	800-221-CATS
Nickname.....	Wildcats
Colors.....	Purple and White
Affiliation.....	NCAA Division I
Conference.....	Big 12
Website.....	K-StateSports.com

PROGRAM HISTORY

Year of Baseball.....	123rd
First Season.....	1897
All-Time Record.....	1,959-1,942-10 (.502)
All-Time Home Record.....	1,241-746-3 (.624)
All-Time Tointon Record ('02).....	386-209 (.651)
All-Time Big 12 Record.....	238-422-3 (.354)
Big 12 Conference Tournament.....	19-24
NCAA Tournament Appearances.....	4
Last NCAA Appearance.....	2013 (Super)
NCAA Tournament Record.....	7-8

TEAM INFORMATION

2022 Record.....	29-29 (.500)
2022 Big 12 Record.....	8-16 (.333)
2022 Postseason.....	Big 12 Tourn. (semis)
2022 Final Ranking.....	N/A
Conference Finish.....	7th
Letterwinners Returning.....	19
Letterwinners Lost.....	21
Starters Returning/Lost.....	3/5
Pitchers Returning/lost.....	6/13
Newcomers.....	19 (9 Freshman, 10 Transfers)

FACILITY INFORMATION

Stadium.....	Tointon Family Stadium
Opened/Re-dedicated.....	1961/2002
Capacity.....	2,334
Dimensions.....	340'-400'/325'
Playing Surface.....	AstroTurf Gameday Grass
All-Time Home Record.....	1,241-746-3 (.624)
Press Box Phone.....	785-532-5801

ATHLETICS COMMUNICATIONS

Baseball Contact.....	Jordyn Ballard
Email.....	jballard@kstatesports.com
Office Phone.....	785-532-7976
Cell Phone.....	785-706-8039

COACHING STAFF

Head Coach	#19 Pete Hughes
.....	5th season
.....	3rd base coach
Pitching Coach	#42 Rudy Darrow
.....	1st season
Assistant Coach	#21 Austin Wates
.....	5th season
Volunteer Assistant	Thomas Hughe
.....	3rd season
.....	1st base coach
Graduate Assistant	Chad Shade, 1st season
.....	Justin Mitchell, 1st season
Strength Coach	A.J. Kloss
Athletic Trainer	Blaine Burris
Dir. of Baseball Ops	Ryan Connolly
Dir. of Player/Program Dev.	Colin Greaser

A LOOK AT K-STATE

The Wildcats enters the week 26-16 overall after taking a non-conference series, 2-1, against UC Irvine ... K-State is slashing .271/.401/.460 as a team which includes 69 doubles, eight triples and 60 home runs with two starters hitting over .300 ... K-State leads the nation in walks with 276 which ties 10th in the school all-time leaderboard ... The Cats rank 11th in the nation in sacrifice flies (25), and 12th in stolen bases (90) ... Brady Day leads the offense hitting .351 followed by Cash Rugely at .307 with the duo each combining for 75 walks, 50 RBI and 65 runs scored ... Roberto Pena has launched 11 homers this season followed by Nick Goodwin with 10 while they rank second and third in RBI among the Big 12 combining for 92 this season ... Goodwin and Brendan Jones have started in all 42 games for K-State at shortstop and center field... Jones ranks second in the league with 23 stolen bases which ranks 23rd in the nation ... Goodwin is second in the nation in sac flies with seven ... As a team, the Wildcats have been dangerous on the base path with a league-high 90 stolen bases which ranks 12th in Division I ... The Wildcats have a 4.96 team ERA with 379 strikeouts compared to 147 walks ... K-State leads the league and ranks 29th in DI with a 2.58 strikeout-to-walk ratio while also leading the Big 12 in fewest walks per nine innings at 3.62 and total walks allowed ... Sixteen pitchers have made appearances on the mound with 10 making over 10 outings this year while German Fajardo has a team-high 10 starts ... Left-hander Owen Boerema ranks second in the league with 69 total strikeouts while the Minnesota product is just one-of-six pitchers to strikeout 12+ in a single game ... Pete Hughes is in his fifth season at the helm and has compiled an 124-108 (.534) record during his time with Wildcats ... Hughes is 776-600-3 (.564) in his 26 years as a head coach ...

SCOUTING #14 TEXAS TECH

Texas Tech enters the weekend 29-13 with a one-game losing streak after Tuesday's nightcap at Abilene Christian was suspended ... The Red Raiders are tied fourth in the league standings alongside Texas with a 8-7 record ... TTU is ranked in each of the five major collegiate polls ranking 14th by DI Baseball and as high as 10th by Baseball America ... Red Raiders made their sixth straight appearance in the NCAA Tournament where they competed in the Statesboro Regional Finals ... Tim Tadlock is in his 11th season at the helm of the Texas Tech baseball program ... The two-time National Coach of the Year has guided the team to four College World Series with the latest in 2019 ... TTU is slashing .322/.427/.540 with 102 doubles, 18 triples and 63 home runs while ranking in the Top 10 in eight national offensive categories ... Gavin Kash and Kevin Brazzell rank second and third, respectively, in the Big 12 in hitting ... Five starters are hitting above .330 led by Kash with a .392 average ... Kash ranks second in Division I with 20 home runs ... Red Raiders have sent 22 players to the hill this season compiling a team ERA of 4.62 ... Ryan Free and Brandon Beckel each have five victories on the mound ... Mason Molina (4-2) has made a team-high 10 starts while Beckel leads with two saves ...

INSIDE THE SERIES

Texas Tech leads the all-time series 50-32-1 since its start on March 15, 1993, including a 42-28-1 record in Big 12 action ... The Cats are 19-17 when playing the Red Raiders at home ... TTU claimed the regular-season series in 2022 in Lubbock, outscoring the Cats 27-9 ... K-State won 6-5 in an 11-inning thriller during the Phillips 66 Big 12 Championship tournament last season where the Cats went on to compete in the semifinals ... The Cats last series win over the Red Raiders came in 2021 inside Tointon Family Stadium where K-State claimed the rubber match, 10-4 ... Under Pete Hughes, the Cats are 5-8 and are tied 2-2 in postseason play ... K-State is 4-6 in the last 10 meetings and 1-5 in the last five ...

L, 6-3 - April 8, 2022 (Lubbock)
L, 0-14 - April 9, 2022 (Lubbock)
L, 6-7 - April 10, 2022 (Lubbock)
L, 3-5 - May 25, 2022 (Arlington)
W, 6-5 (11) - May 27, 2022 (Arlington)

A SEASON OF FIRSTS

K-State grabbed its 13th road victory on Saturday over UC Irvine matching a program record 13 road wins ... The Cats

last won 13 road games in 2013 ... The Wildcats' Dillons Sunflower Showdown series sweep was the first sweep over KU on the road since 2013 ... The 2023 team is the fastest team to nine conference wins in program history ... Fastest team to 24 overall wins since 2013 ... First team to 11 road wins in a season and is just two wins shy of tying a program record 13 done by the 2013 and 1991 teams ... K-State completed its first sweep over Oklahoma at home since 1990 ... The sweep over the Sooners marked the first Big 12 series sweep since 2013 ... K-State is the first member of the Big 12 to reach nine conference victories this season ... First time in 123-years of K-State baseball history the Wildcats led off the season with a four-game road series sweep ...

BRING OUT THE BROOMS

K-State has swept four three-plus game series this season including two Big 12 foes which marks the first since 2013 ... The Cats are 13-0 in the four series and have outscored opponents 144-72 (+72) ... The Wildcats plated 21 runs in the series finale against the KU Jayhawks in the highest-scoring game in series history to complete the Showdown sweep ... K-State is the only program in the Big 12 to have two conference sweeps this season ...

KEEP AN EYE ON 25

Junior Nick Goodwin was named to the 2023 Brooks Wallace Award Watch List, as the College Baseball Foundation announced the season's initial list Tuesday ... The award honors the nation's top shortstop and will be presented by the College Baseball Foundation later this year ... It is named for former Texas Tech shortstop Brooks Wallace, who played for the Red Raiders from 1977 to 1980 ... Wallace died of leukemia at the age of 27 ... Goodwin, a junior from Overland Park, Kan., ranks second in the nation with seven sacrifice flies while ranking third in the league with 45 RBI ... At the plate, the Overland Park native has a slash line of .295/.421/.545 to go with five doubles, two triples, and 10 homers ... Goodwin hit his 31st career home runs in the Cats victory over UC Irvine to rank fifth overall in the K-State all-time leaderboard ... He was one of seven shortstops from the Big 12 represented on the watch list ...

AROUND THE LEAGUE

West Virginia took control of the league standings after sweeping past TCU ... The Mountaineers (30-11) lead the league with an 8-4 record followed by Oklahoma State (28-13, 11-7) and K-State (26-16, 9-6) rounding out the top three ... Texas (28-15, 8-7) dropped to fourth in the conference standings after getting swept by Oklahoma ... Texas Tech (29-13, 8-7) is fifth in the league standings followed by Oklahoma (22-19, 7-8), TCU (23-18, 7-8), Kansas (20-21, 5-10), and Baylor (15-26, 6-12) ...

WALK THE WALK

The Cats rank second in the nation in walks with 276, averaging 6.6 per contest ... Brady Day and Cash Rugely rank 19th and 27th in the nation in walks ... K-State has registered double figure walks in eight games this season ... The Cats had 16 walks against Youngstown State (March 10) which was nine short of matching the Division I all-time record ... K-States' 276 walks ties 10th in the all-time program single-season records ... The Wildcats all-time single-season walks record was set in 1995 with 382 ...

GOTTA BE QUICKER THAN THAT

K-State has caused trouble on the base path for opponents, stealing a 90 bases which ranks 14th in all Division I and second in the Big 12 while sitting 20th with 2.58 stolen bases per game ... Brendan Jones has been the speedster for the Cats lineup with 23 stolen bases which is second in the Big 12 and 24th among all Division I players ... The Cats nearly matched the program record with 11 stolen bases against Youngstown State (March 10) and were just one base shy of matching the record ... The Cats 90 stolen bases surpasses the 2022 season total by 48 ... The K-State single-season record is 149 set in 2009 thru 62 games ...

R-E-S-P-E-C-T

Raphael Pelletier continues to be a threat behind the plate as the redshirt-sophomore catcher from Mascouche, Quebec, Canada has thrown out a league-high 15 runners

NUMBERS TO Know



The Wildcats lead the nation with 276 walks led by 38 from Brady Day and Cash Rugely who rank 17th nationally in the individual category.



The Cats have stolen 90 bases this season which leads the Big 12 in the category and ranks 12th in Division I



K-State leads the Big 12 in strikeout-to-walk ratio with 2.58 which ranks 29th in the nation.

HUGHES' RANKED WINS AT K-STATE

2023 (vs. Ranked Teams)

Rank	Opponent	Score	H/A/N	Date
#24	West Virginia	7-1	H	4/1/23
#21	Texas	6-5	A	4/8/23

2022 (4-13 vs. Ranked Teams)

Rank	Opponent	Score	H/A/N	Date
#6	Oklahoma State	7-2	H	4/3/22
#7	Texas*	8-5	H	4/14/22
#7	Texas*	8-1	H	4/15/22
#8	Texas Tech	6-5 (11)	N	5/27/22

2021 (6-10 vs. Ranked Teams)

Rank	Opponent	Score	H/A/N	Date
#3	Texas Tech*	7-2	H	4/2/21
#3	Texas Tech*	10-4	H	4/3/21
#5	TCU*	4-2	H	5/20/21
#5	TCU*	11-8	H	5/22/21
#5	Texas Tech	7-2	N	5/28/21
#8	TCU	5-2	N	5/29/21

2020 (0-0 vs. Ranked Teams)

Rank	Opponent	Score	H/A/N	Date
--	--	--	--	--

2019 (7-8 vs. Ranked Teams)

Rank	Opponent	Score	H/A/N	Date
#10	Texas Tech	5-4	H	3/31/19
#14	Texas*	6-4	A	4/12/19
#14	Texas*	2-0	A	4/14/19
#19	TCU*	7-4	H	4/18/19
#19	TCU*	11-10	H	4/20/19
#15	Baylor	10-3	A	5/5/19
#20	West Virginia	8-6	H	5/11/19

vs. Top 25: 19-36 (.345)

vs. Top 10: 12-19 (.387)

*Won series

this season after tossing out a pair of runners in the series against UC Irvine... As a team, K-State is second in the league in caught stealing with 23 runners thrown out while having the lowest stolen base attempt percentage at .410 ...

THE LONG BALL

K-State has launched 60 balls out of the park this season which ranks third in the Big 12 and 47th across Division I ... Eleven players have recorded multiple homers this season led by Roberto Pena with 11 ... Nick Goodwin leads the current career leaderboard with 31 which ranks fifth on the all-time leaderboard ... Four players have hit multiple homers in a single game with Kaelen Culpepper, Cole Johnson, Orlando Salinas, Jr., and Pena ... Brendan Jones hit the Cats only game leadoff home run in the series opener against the West Virginia ... The Cats have produced 80+ home runs the past two seasons ... K-State hit back-to-back home runs for the third time this season against Wichita State by Culpepper and Pena ... Four Wildcats have hit grand slams this season with the last coming from Kylan Lodice against Kansas (April 16) ... Johnson and Pena each launched a grand slam against SFA (Feb. 20) to mark the first time since 2010 where two Wildcats posted grand slams in the same game ... Just eight homers have been against left-handed pitchers, 26 are solo shots while 22 have come with one-out ... The Wildcats were the only team to produce double digit bombs in the opening weekend (10) ... The Wildcats sent five deep and out in the series finale against No. 24 West Virginia marking the fourth time in the Hughes era, and second this season ... The five home runs were just short two of matching a program record seven ...

LAST TIME OUT

K-State claimed its fourth three-game series of the season after going 2-1 against UC Irvine over the weekend ... The Wildcats took hold of the series opener, 6-3, before clinching the series in the middle game, 6-4 ... Brady Day hit .444 (4-for-9) to lead the offense with a .583 on-base percentage while Nick Goodwin and Raphael Pelletier each drove in three RBI ... Owen Boerema and German Fajardo each picked up a victory against the Anteaters while Tyson Neighbors and Kyler Heyne each recorded a save ... Neighbors struck out a team-high seven during his three innings ...

A LOOK AT THE NUMBERS

K-State has a season +88 run differential through 42 games averaging 7.8 runs on 9.1 hits ... The Wildcats have outscored opponents 48-26 in the second inning alone and 114-52 (+62) from the seventh and on ... Cats are 18-3 when leading after the sixth and 4-0 when tied after six ... K-State is 12-10 when committing no errors in a game ... Conversely, K-State has won 14 games when one or more errors are committed, 14-6 overall ... The Wildcats are 19-6 when scoring first and 8-6 when scoring in the first inning ... K-State has

outhit opponents in 21 contests this season and is 5-16 when being outhit ... The Cats are 18-2 when limiting opponents to five or less runs and are 6-5 in one-run games... K-State is 20-10 when playing afternoon games and 6-6 when playing under the lights ... The Cats have won 21 games against right-handed starters while going 5-6 against lefties ...

FROM THE 'PEN

Under the guidance pitching coach Rudy Darrow, the Cats pitching staff has produced a 4.96 ERA which ranks fourth in the Big 12 with outings from 16 different players this season ... The Wildcats have struck out 379 batters this season compared to 147 walks, averaging 9.3 strikeouts per nine innings which ranks third in the Big 12 ... K-State's pitching staff leads the league with a 2.58 strikeout-to-walk ratio which is 30th in Division I ... The Cats lead the Big 12 with fewest walks allowed per nine innings at 3.62 and fewest allowed overall with 147 ... Four players have earned at least three victories on the mound led by newcomer Owen Boerema with five followed by Tyson Neighbors, Mason Buss and Kyler Heyne each with three ... Boerema earned his fifth victory in the series opener against UC Irvine limiting the 'Eaters with five strikeouts ... The Litchfield, Minn., product is one of six players to strikeout 12+ batters in a single-game after fanning 12 against No. 21 Texas (April 7), ranks second in the league with 69 total strikeouts... Right-hander German Fajardo has made a team-high 11 starts on the mound this season, ranks seventh in the nation ... Four different players have earned a save this year led by sophomore Tyson Neighbors with a league-high seven which is the 21st-best in D1...

TOINTON FAMILY STADIUM

The home of K-State baseball was rededicated in 2001 before its renovation and expansion debut in 2020 ... The stadium is named in honor of Bob and Betty Tointon ... K-State baseball is 386-209 (.674) when playing at home ... The Wildcats are 77-32 (.714) at home under Hughes and 59-19 (.770) since 2021 ... The Cats had 5,355 total fans in attendance during opening weekend with a season-high 2,247 against Army (March 5) ... Tointon's largest crowd was on March 30, 2010 against Wichita State with 4,745 in attendance ...

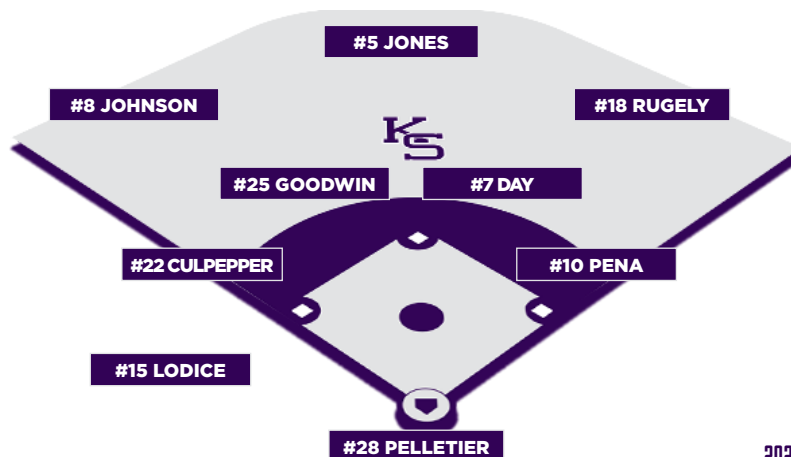
HOME, SWEET, HOME.

K-State is 13-5 when playing at Tointon this season ... Over the last three seasons, K-State has compiled an overall home record of 59-19 (.770) ... At home, the Wildcat offense is hitting .278 while slugging .486 with 28 home runs ... K-State averages 8.8 runs a game on nine hits when playing at Tointon Family Stadium ... The Wildcat bullpen has boasted a 4.10 ERA at home with opponents hitting .260 ... The Cats have struck out 156 compared to 55 walks for a 2.84 strikeout-to-walk ratio ... K-State has homered in 14 of the 18 games played at home with 28 of the 60 total home runs coming at Tointon ... Five Cats are hitting over .300 at home led by Cash Rugely ... The senior leads the pack at home with a .404 batting average while Roberto Pena has a team-high .710 slug percentage... Pena has recorded 13 extra base hits at home with five home runs ... Owen Boerema has picked up three of the victories on the mound at Tointon followed by Mason Buss, Tyson Neighbors and Shay Hartis each with two ...

UP NEXT

K-State will return to league action when they host nationally-ranked 14th Texas Tech (29-13, 8-7 Big 12) on April 28-29 at Tointon Family Stadium in Manhattan. The Big 12 will be streamed on the Big 12 Now on ESPN+ and the ESPN app with radio coverage on News Radio KMAN (93.3 FM, 1350 AM). Live streaming audio is available for all games at KStateSports.com/watch and on the K-State Sports app.

POTENTIAL Starters



2023 PRESEASON BIG 12 COACHES POLL

RK	TEAM (1st-Place Votes)	Points
1.	TCU (5)	61
2.	Oklahoma State (4)	59
3.	Texas Tech	48
4.	Texas	43
5.	Oklahoma	38
6.	West Virginia	28
7.	Kansas State	17
8.	Kansas	16
9.	Baylor	14

INDIVIDUAL BIG 12 RANKS

Rank	Player	Stat
#1	Nick Goodwin	7 SF
#2	Brendan Jones	23 SB
#2	Roberto Pena	47 RBI
#3	Nick Goodwin	45 RBI
#4	Brady Day	.503 OBP
#4	Brady Day	38 BB
#5	Cash Rugely	37 BB
#T1	Tyson Neighbors	7 SV
#2	Owen Boerema	69 SO
#5	Owen Boerema	55.2 IP
#5	German Fajardo	18 SO (looking)

K-STATE BIG 12 RANKS

Rank	Category	Stat
#1	Walks	276
#1	Stolen Bases	90
#3	Field%	.975
#3	Runs	326
#3	Home Runs	60
#3	RBI	300
#5	Hits	380
#5	On-Base%	.401
#1	Saves	12
#4	Strikeouts	379
#4	ERA	4.96
#1	Caught Stealing	23
#3	Fielding%	.975

LONGEST K-STATE WINNING STREAKS

Since 1910

Year(s)	Streak
2006	16
1908, 2014	12
2004	11
1998	10
1906, 1907, 1979, 1981, 2023	9
1930, 1978, 2005, 2022	8

D1BASEBALL RANKS

TOP 50 SHORTSTOPS (Week 6)

No. 17 Nick Goodwin

TOP 50 RELIEF PITCHERS (Week 6)

No. 26 Tyson Neighbors

TOP 100 STARTING PITCHERS (Week 6)

No. 100 Owen Boerema



NUMERICAL ROSTER

#	NAME	YR	POS	B/T	HT	WT	HOMETOWN (LAST SCHOOL)
1	Dom Hughes	JR	OF	L/L	5-9	185	Boston, Mass. (North Oconee HS)
2	Christian Holmes	FR	IF	R/R	6-2	215	Crete, Ill. (Brother Rice HS)
3	Matt Lemke	FR	UTL	R/R	6-0	180	Overland Park, Kan. (Blue Valley Northwest HS)
4	Orlando Salinas, Jr.	JR	IF	L/R	5-11	185	Corpus Christi, Texas (Oklahoma State)
5	Brendan Jones	SO	OF	L/L	5-10	180	Greenbrier, Tenn. (Goodpasture Christian HS)
6	Mason Buss	FR	RHP	R/R	5-11	190	Pewaukee, Wis. (Arrowhead HS)
7	Brady Day	R-SO	IF/OF	L/R	6-0	190	Hampstead, N.H. (Pinkerton Academy)
8	Cole Johnson	SR	OF	R/R	6-2	190	Southlake, Texas (TCU)
10	Roberto Pena	SR	IF	R/R	6-1	210	Caracas, Venezuela (South Florida)
11	Dalton Beck	SO	LHP	L/L	6-0	190	Frisco, Texas (Grayson College)
12	Cayden Phillips	SO	C	R/R	6-3	200	Amarillo, Texas (Amarillo HS)
13	Cole Wisenbaker	FR	LHP	L/L	6-3	175	Houston, Texas (Cypress Christian HS)
14	Cadyn Karl	FR	OF	R/L	6-2	195	Edmond, Okla. (Jones HS)
15	Kyan Lodice	R-FR	OF	L/R	6-2	195	Omaha, Neb. (Millard West HS)
16	Tyson Neighbors	SO	RHP	R/R	6-2	220	Royse City, Texas (Royse City HS)
17	Shay Hartis	JR	RHP	R/R	6-1	210	The Colony, Texas (Texas Tech)
18	Cash Rugely	SR	IF/OF	R/R	6-0	195	Round Rock, Texas (Navarro College)
20	Carson Queck	FR	OF	R/R	6-2	215	The Woodlands, Texas (Woodlands Christian Academy)
22	Kaelen Culpepper	SO	IF	R/R	6-0	185	Memphis, Tenn. (St. Benedict at Auburndale HS)
23	Ty Ruhl	R-SO	RHP	R/R	6-3	205	Cairo, Neb. (Millard West HS)
24	Jayden Lobliner	FR	C	R/R	5-10	190	St. Charles, Ill. (St. Charles North HS)
25	Nick Goodwin	JR	IF	R/R	6-1	205	Overland Park, Kan. (St. Thomas Aquinas HS)
26	Owen Boerema	SR	LHP	L/L	6-5	225	Litchfield, Minn. (Univ. of Northwestern (Minn.))
28	Raphael Pelletier	R-SO	C	L/R	6-0	185	Mascouche, Quebec, Canada (Ontario Virtual School)
29	Lawson Knight	SO	OF	R/R	6-0	190	Round Rock, Texas (Western Texas College)
30	Jackson Wentworth	R-FR	RHP	R/R	6-1	205	Urbandale, Iowa (Waukee HS)
33	Collin Rothermel	SO	RHP	R/R	6-1	175	San Diego, Calif. (Rancho Bernardo HS)
34	Blake Corsentino	JR	RHP	L/R	6-5	215	Ventura, Calif. (Santa Barbara City College)
35	Andrew Evans	FR	RHP	R/R	6-5	235	Olathe, Kan. (Olathe West HS)
36	Trae Robertson	SR	LHP	L/L	6-5	205	Columbia, Mo. (Missouri)
37	German Fajardo	JR	RHP	R/R	5-11	180	Nogales, Ariz. (Arizona)
38	Kyler Heyne	SO	RHP	R/R	6-0	185	Frisco, Texas (Navarro College)
40	Griffin Hassall	SR	RHP	R/R	6-4	210	Newmarket, Ontario, Canada (Bill Crothers)
41	Corey Cater	SR	RHP	R/R	6-6	235	Sacramento, Calif. (Trinity Univ.)
43	Clayton Broeder	JR	LHP	R/L	6-3	195	Pearland, Texas (Grayson College)
44	Kevin Mannell	R-FR	RHP	R/R	6-4	205	Topeka, Kan. (Seaman HS)
45	Jared Henry	GR	RHP	R/R	6-0	185	West Stockbridge, Mass. (UMass)

COACHING & SUPPORT STAFF

Head Coach:	#19 Pete Hughes (Davidson, '90) - 5th year
Assistant Coach:	#21 Austin Wates (Virginia Tech, '17) - 5th year
Pitching Coach:	#42 Rudy Darrow (Nicholls State '06) - 1st year
Volunteer Assistant:	Thomas Hughes (Kansas State, '19) - 3rd year
Athletic Trainer:	Blaine Burris (Oklahoma State, '08) - 9th year
Strength & Conditioning Coach:	A.J. Kloss (Iowa, '13) - 1st year
Director of Baseball Operations:	Ryan Connolly (Notre Dame, '09) - 5th year
Director of Player & Program Development:	Colin Greaser (Kansas State, '14) - 7th year
Graduate Assistant:	Justin Mitchell (Oklahoma, '21) - 1st year
Graduate Assistant:	Chad Shade (Kansas State, '21) - 1st year

CATCHERS (3)

12	Cayden Phillips	SO
24	Jayden Lobliner	FR
28	Raphael Pelletier	R-SO

INFIELDERS (7)

2	Christian Holmes	FR
4	Orlando Salinas JR.	JR
7	Brady Day	R-SO
10	Roberto Pena	SR
18	Cash Rugely	SR
22	Kaelen Culpepper	SO
25	Nick Goodwin	JR

OUTFIELDERS (9)

1	Dom Hughes	JR
5	Brendan Jones	SO
7	Brady Day	R-SO
8	Cole Johnson	SR
14	Cadyn Karl	FR
15	Kyan Lodice	R-FR
18	Cash Rugely	SR
20	Carson Queck	FR
29	Lawson Knight	SO

LHP (5)

11	Dalton Beck	SO
13	Cole Wisenbaker	FR
26	Owen Boerema	SR
36	Trae Robertson	SR
43	Clayton Broeder	JR

RHP (14)

6	Mason Buss	FR
16	Tyson Neighbors	SO
17	Shay Hartis	JR
23	Tyler Ruhl	R-SO
30	Jackson Wentworth	R-FR
33	Collin Rothermel	SO
34	Blake Corsentino	JR
35	Andrew Evans	FR
37	German Fajardo	JR
38	Kyler Heyne	SO
40	Griffin Hassall	SR
41	Corey Cater	SR
44	Kevin Mannell	R-FR
45	Jared Henry	GR

RHH (12)

2	Christian Holmes	FR
3	Matt Lemke	FR
8	Cole Johnson	SR
10	Roberto Pena	SR
12	Cayden Phillips	SO
14	Cadyn Karl	FR
18	Cash Rugely	SR
20	Carson Queck	FR
22	Kaelen Culpepper	SO
24	Jayden Lobliner	FR
25	Nick Goodwin	JR
29	Lawson Knight	SO

LHH (6)

1	Dom Hughes	JR
4	Orlando Salinas, Jr.	JR
5	Brendan Jones	SO
7	Brady Day	R-SO
15	Kyan Lodice	R-FR
28	Raphael Pelletier	R-SO

*Audio pronunciations are available on the baseball roster page at K-StateSports.com

ALPHABETICAL ROSTER

11	Beck, Dalton
26	Boerema, Owen
43	Broeder, Clayton
6	Buss, Mason
41	Cater, Corey
34	Corsentino, Blake
22	Culpepper, Kaelen
7	Day, Brady
35	Evans, Andrew
37	Fajardo, German
25	Goodwin, Nick
17	Hartis, Shay
40	Hassall, Griffin
45	Henry, Jared
38	Heyne, Kyler
2	Holmes, Christian
1	Hughes, Dominic
8	Johnson, Cole
5	Jones, Brendan
14	Karl, Cadyn
29	Knight, Lawson
3	Lemke, Matthew
24	Lobliner, Jayden
15	Lodice, Kyan
44	Mannell, Kevin
16	Neighbors, Tyson
28	Pelletier, Raphael
10	Pena, Roberto
12	Phillips, Cayden
20	Queck, Carson
36	Robertson, Trae
33	Rothermel, Collin
18	Rugely, Cash
23	Ruhl, Tyler
4	Salinas JR., Orlando
30	Wentworth, Jackson
13	Wisenbaker, Cole

PRONUNCIATION GUIDE

Owen	BOEREMA
	bore-ma
Clayton	BROEDER
	bro-der
Blake	CORSENTINO
	core-sin-TEE-no
GERMAN	FAJARDO
	HAIR-mahn fuh-HARD-oh
Griffin	HASSALL
	HASSLE
Kyler	HEYNE
	han-ee
Jayden	LOBLINER
	lob-liner
KYAN	LODICE
	KIE-an (like ryan) LOW-dis
Kevin	MANNELL
	MUH-nell
Raphael	PELLETIER
	pel-uh-TEER
Cash	RUGELY
	ROOJ-lee
Orlando	SALINAS JR.
	suh-LEEN-us



PETE
Hughes

HEAD COACH | 5TH YEAR

K-STATE RECORD (5TH YEAR)
124-108 (.534)

CAREER RECORD (26TH YEAR)
776-600-3 (.564)

Pete Hughes was named the 21st head baseball coach in K-State history on June 8, 2018.

Hughes, who has a proven track record of setting new standards of excellence, has compiled a career record of 776-600-3 (.564) in 26 seasons as a head coach. He began his head coaching career at Trinity University (1997-98) while also serving as the skipper at Boston College (1999-2006), Virginia Tech (2007-13) and Oklahoma (2014-17). His 750 career victories ranks first among active Big 12 head coaches.

Twice named both the New England Coach of the Year and BIG EAST Coach of the Year, as well as the 2000 American Baseball Coaches Association Northeast Region Coach of the Year, Hughes owns a well-deserved reputation as a relentless worker, tireless recruiter and charismatic leader.

In five seasons as the head coach of the Wildcats, Hughes has put together a 124-108 (.534) record after leading the Cats to two straight runs in the Phillips 66 Big 12 Championship semifinals. In 2021, K-State turned in a 34-23 mark, its highest win total since posting 45 in 2013.

Last season, Hughes guided the Wildcats to their second consecutive appearance in the league postseason tournament and third in the last four years. The Cats claimed four victories over Top 10 teams including a pair of series wins over No. 7 Texas.

The Wildcats bullpen registered the second-best performance in school history with 540 strikeouts, averaging 9.6 strikeouts-per-nine innings. Hughes has overseen three of the top five strikeout seasons in program history after a program record 541 in 2021 and 448 in 2019.

On April 2, 2022, Dylan Phillips launched two home runs against Oklahoma State to become K-State's all-time home run leader, breaking the previous mark that stood since 1997. Phillips hit 13 home runs in his senior campaign to mark his third double-digit home run season, totaling 44 in his career.

Three players were selected to the MLB's First-Year Player Draft with Phillips (Los Angeles Angels), Blake Adams (Colorado Rockies) and Dominic Johnson (Detroit Tigers). Phillips became the fourth Wildcat to be picked in the top 10 rounds over the last four seasons.

The trio increases Hughes' career draft total to 82 over his 25-year career, including eight while at K-State.

During his third season, Hughes' Wildcats claimed series off a pair of top-10 teams in No. 3 Texas Tech and No. 5 TCU, upping his K-State total to four series victories against ranked opponents. The Cats totaled six wins over top-10 squads during the 2021 campaign, which are the most on record in K-State history. Hughes has totaled 13 victories over top-25 teams while at K-State.

His 2021 team saw records fall both at the plate and on the mound. The Wildcat offense launched a program-record 89 home runs, smashing the previous mark of 75 set in 1997. Dylan Phillips matched the single-season home run record with 16 while Zach Kokoska tallied 15 to lead four Wildcats with double-digit homers. The 89 home runs ranked 11th in the country.

Freshman infielder Nick Goodwin connected for 10 home runs during his freshman all-America season, tying Phillips' freshman record set in 2019.

The pitching staff racked up 541 strikeouts, breaking the previous record by nearly 100 (453) while the 9.9 strikeout-per-nine innings smashed the previous mark of 8.6 set in 1969.

Friday night starter Jordan Wicks produced a single-season record 118 punchouts in 2021 on his way to becoming K-State's all-time strikeout leader, finishing his career with 230 strikeouts in less than two and a half seasons. Wicks became the first Wildcat to ever be selected in the first round of the Major League Baseball First-Year Player Draft, as he was taken by the Chicago Cubs with the 21st overall pick.

Wicks was among four Cats who heard their names called during the 2021 MLB Draft, all within the first 15 rounds. Right-handed pitcher Carson Seymour was taken by the New York Mets in the sixth round, outfielder Zach Kokoska was selected in the 10th round by the Colorado Rockies and Eric Torres was picked by the Los Angeles Angels in the 14th round.

Hughes' second season came to a screeching to a halt in 2020 due to the COVID-19 pandemic after just 17 games. K-State had won seven of its last nine games, including taking three of four during a road series at perennial power Stanford.

Over 17 games, the Wildcat pitching staff ranked sixth in the nation in ERA (2.07), fifth in WHIP (1.01) and fourth in hits per nine innings (5.6). The Cats were one of just two teams in the country to allow only one home run during the season.

Wicks, the 2019 Big 12 Freshman of the Year and 2021 Preseason Big 12 Co-Pitcher of the Year, started the 2020 season without allowing an earned run in his first 24 2/3 innings.

YEAR BY YEAR			
YEAR	SCHOOL	RECORD (CONF)	POSTSEASON
1997	Trinity (TX)	19-19	--
1998	Trinity (TX)	33-11	--
1999	Boston College	26-21-1 (10-15-1/9th)	--
2000	Boston College	35-20 (12-11/5th)	--
2001	Boston College	29-22 (11-13/8th)	--
2002	Boston College	30-25 (15-11/t-3rd)	--
2003	Boston College	33-21 (13-11/5th)	--
2004	Boston College	32-27 (15-9/4th)	--
2005	Boston College	37-20 (17-8/2nd)	--
2006	Boston College	28-25-1 (9-21/5th-A)	--
2007	Virginia Tech	23-31 (4-25/6th-C)	--
2008	Virginia Tech	23-32 (6-24/6th-C)	--
2009	Virginia Tech	32-21 (12-17/6th-C)	--
2010	Virginia Tech	40-22 (16-14/4th-C)	NCAA Columbia Reg.
2011	Virginia Tech	30-25 (11-19/5th-C)	--
2012	Virginia Tech	34-21 (11-19/5th-C)	--
2013	Virginia Tech	40-22 (15-14/3rd-C)	NCAA Blacksburg Reg.
2014	Oklahoma	29-29 (8-16/8th)	Big 12 Tournament
2015	Oklahoma	34-27 (13-11/t-3rd)	Big 12 Tournament
2016	Oklahoma	30-27-1 (11-13/5th)	Big 12 Tournament
2017	Oklahoma	35-24 (12-11/3rd)	NCAA Louisville Reg.
2019	K-State	25-33 (8-16)	Big 12 Tournament
2020	K-State	10-7 (--)	--
2021	K-State	34-23 (10-14)	Big 12 Tournament
2022	K-State	29-29 (8-16)	Big 12 Tournament
2023	K-State	26-16 (9-6)	--

The lefty finished the season with a 0.35 ERA, best among Big 12 starters and 10th among all pitchers in the nation.

Offensively, K-State hit 13 home runs in 17 games, led by five from Phillips. Phillips, along with Terrence Spurlin, led the club with 18 RBI. Over the final nine games, K-State averaged 8.7 runs per game while launching nine home runs with a team average of .327.

In his first season at the helm of the Wildcats, Hughes led K-State to a berth in the 2019 Big 12 Championship - its first conference postseason bid since 2016. K-State finished with a 25-33 record (8-16 Big 12), including series victories over then-No. 14 Texas and No. 19 TCU.

Hughes' initial campaign held many highlights, including seven victories over top-25 opponents, K-State's highest total since 2011 and more than the previous three seasons combined. The Cats' consecutive series wins over the Longhorns and Horned Frogs marked the first time in program history K-State defeated ranked teams in consecutive series.

K-State's offense launched 54 home runs in 2019, its highest total since the 2009 season. Chris Ceballos and Phillips each hit 10 homers, as Phillips broke a K-State freshman record that stood since 1994. The Wildcat offense produced a stretch of 14 consecutive games with at least one home run - the program's longest in the Big 12 era and the longest of any Division I program during the 2019 season.

On the mound, Wicks took home Big 12 Freshman of the Year honors and went on to be named a 2019 Freshman All-America by D1Baseball.com and Collegiate Baseball. He became just the second Wildcat to earn conference freshman-of-the-year accolades and first since 2013 (Jake Matthys). Wicks broke program freshman records with 84 2/3 innings pitched and 86 strikeouts, both of which had stood since 1973.

The K-State pitching staff racked up 448 strikeouts, the third-highest single-season total in program history and just four shy of the all-time record. The Cats tossed consecutive road shutouts (at Texas on April 14, at Nebraska on April 16) - the first consecutive shutouts since 2008 and back-to-back road shutouts since the 1967 season.

Wicks was one of five Wildcats to earn All-Big 12 accolades at the end of the 2019



BIG RED ONE

Head coach Pete Hughes was given "The Big Red One" patch by Fort Riley Major General Douglas Sims. The One represents the United States Army 1st Infantry Division - the oldest continuously serving division in the Army. General Sims serves as the Commanding General of the 1st Infantry Division at nearby Fort Riley (Junction City, Kan.) and attends many home K-State baseball games.

season, joined by Griffin Hassall (Freshman), Zach Kokoska (Honorable Mention), Caleb Littlejim (Honorable Mention) Terrence Spurlin (Honorable Mention) and Cameron Thompson (Honorable Mention). K-State also tallied seven Academic All-Big 12 selections in Hughes' first season.

Hughes has made a name for himself within the community throughout his career, starting with his 19 Ways Foundation which he has taken with him at every coaching stop. During each of his four fall seasons at K-State, the Wildcats have led the country in money raised for the annual College Baseball Vs. Cancer campaign, the signature fundraising campaign of the Pediatric Brain Tumor Foundation.

The Wildcats raised over \$38,000 during both the 2020 and 2021 fall seasons, claiming their fourth consecutive national fundraising title. K-State players and staff have combined to raise over \$130,000 to help combat childhood cancer in Hughes' time in Manhattan. While at Oklahoma, his teams raised over \$80,000 to fight childhood cancer through the Vs. Cancer Foundation and the OU Children's hospital.

Following the 2018-19 academic year, Hughes' team earned the Wildcat Cup Trophy at the Powercat Choice Awards, voted on by the Student-Athlete Advisory Committee (SAAC) for excellence in the five core area of student-athlete well-being: academics, athletics, career, personal and service.

Hughes came to Manhattan after spending the 2018 season at the volunteer assistant coach at Georgia, where he helped the Bulldogs earn a national seed in the NCAA Tournament. Primarily working with the team's infielders, Hughes elevated UGA's defense from the bottom of the SEC in 2017 to 10th-best in the nation in his one season in Athens.

In 2017, the Sooners registered a 35-24 mark and advanced to the NCAA Tournament as a No. 2 seed in the Louisville Regional. Hughes collected a 128-1074-1 (.544) record in four seasons at the helm of the Sooners.

In his final season as the OU skipper, Hughes tutored 10 players that were honored with Big 12 annual awards – the most in program history – including Brylie Ware who was named the Big 12 Co-Newcomer of the Year and earned a spot on the All-Big 12 First Team along with outfielder Steele Walker.

Inheriting a Virginia Tech club in 2007 that had not reached the NCAA Tournament since 2000, Hughes went on to lead the Hokies to five straight 30-win seasons, including a pair of 40-win seasons that culminated with berths in the NCAA Tournament in 2010 and 2013, the latter marking the school's first-ever selection as a regional host site. Hughes compiled a 222-174 (.561) record in seven seasons at Virginia Tech.

Hughes produced an even more remarkable turnaround at Boston College, as he took over a program that had averaged just 13 wins a year over the previous 35 seasons. The Golden Eagles finished 17-23-1 the year prior to his arrival in 1998 and, two seasons later, the team registered an 18-game improvement as it finished 35-20 and qualified for the program's second-ever appearance in the BIG EAST Tournament. In 2005, he guided BC to a school-record 37 victories.

Averaging 31 wins a season while at Boston College, Hughes owned a career mark of 250-181-2 (.580) as the Eagles' skipper. He coached 37 all-conference selections while at Boston College, including Jared McGuire who was named 2005 BIG EAST Player of the Year.

In 25 seasons as a head coach, Hughes' teams have finished .500 or better 22 times while he has overseen 82 former student-athletes selected in the Major League Baseball Draft, including 20 taken in the first 10 rounds after Dylan Phillips was taken in the eighth round by the Los Angeles Angels in the 2022 MLB Draft.

Hughes is a 1990 graduate of Davidson College where he played third base on the baseball team and quarterback for the Wildcats' football team. He was captain of the baseball team as a senior and graduated that year with a Bachelor of Arts in sociology/anthropology.

Hughes began his coaching career at Hamilton College in New York in 1990-91, serving as an assistant in football and was the top assistant and recruiting coordinator for baseball. He continued in that dual role at Northeastern University in Boston from the fall of 1991 until the spring of 1996 when he landed the head baseball coaching position at Trinity.

A native of Brockton, Massachusetts, Hughes and his wife Debby have five children: Thomas, Hal, Dominic, Grace and P.J. Thomas finished his collegiate career at K-State in 2019 after also playing at Oklahoma and is currently the team's volunteer assistant coach. Dom is a junior outfielder at K-State and Hal, an infielder, finished his career at Rice in 2022.



WHAT THEY'RE SAYING ABOUT

Pete Hughes

“ I couldn't be happier for Pete Hughes and his family. He sacrificed a lot to join our program and made a huge impact here at Georgia. Kansas State is getting one heck of a baseball coach and a better person. They are getting a coach that will work tirelessly with their players on and off the field and will help bring the Wildcat baseball program back to prominence. ”

- Georgia Head Coach Scott Stricklin

“ I have known Pete Hughes since he was the coach at Boston College and I was at Notre Dame. During that time, I grew to respect Pete as an outstanding coach, competitor, and molder of young men. His teams have always played with great passion and energy. The players at Kansas State will be taught to play the game the right way and will represent the university with great class – because Pete will demand nothing less. He is a tireless worker in recruiting as well as working with the players on the field. He will not stop until the job is done. ”

- Former LSU Head Coach Paul Mainieri

“ Pete Hughes is an outstanding coach, recruiter and leader. His teams are always fundamentally sound and relentless competitors. I am so happy for him and his family. ”

- Georgia Tech Head Coach Dan Hall

“ I got to know Pete during his time at Boston College and Virginia Tech where he established himself as a program developer, proven leader in player development, terrific recruiter and most importantly a friend. I'm happy for him and the Kansas State baseball community. This is a great hire and I look forward to seeing the success he'll have in Manhattan. ”

- Virginia Head Coach Brian O'Connor




Opened in 2001 as the home of K-State Baseball, a renovated and expanded Tointon Family Stadium debuted in 2020 after completion of a \$15 million project finalizing a two-year refurbishment of the facility that resulted in new bullpens, a spacious clubhouse and office building, chairback seating throughout the grandstand and a towering videoboard in right field.

The stadium's latest improvement came prior to the 2023 season, when a new artificial turf surface was installed utilizing the FieldTurf DoublePlay system.


The stadium is named in honor of Bob and Betty Tointon, the principle benefactors of the original \$3.1 million structure, who once again demonstrated their generosity and continued support of Kansas State University and Wildcat Baseball as the lead donors in the project that all but gutted the original facility and constructed in its place a beautiful and functional new home for K-State Baseball.

The Tointon Family Stadium upgrades were started prior to the 2019 season with the installation of a padded outfield wall, construction of large Major League-style bullpens beyond the left- and right-field fences, refurbished dugouts with new benches and flooring, and the installation of LED stadium lighting.



Immediately following the 2019 campaign, construction on the stadium's seating bowl, press box, suites and former clubhouse and office areas commenced. Over the next eight months, in conjunction with the building of Buser Family Park - K-State's soccer stadium next door - Tointon Family Stadium's exterior took on a fresh look utilizing the existing and distinctive "K-State limestone" façade with the addition of metal roofing and accent glass panels matching the soccer facility. The stadium concourse was expanded and covered for the comfort of the fans and a new ticket office, which serves both baseball and soccer, built between the stadiums. Inside Tointon Stadium, chairback seating was installed in all sections of the seating bowl, replacing the original chairs and aluminum bleachers.

Fans are entertained during games by the 44-foot high by 36-foot wide Edgerley Family Videoboard, while families enjoy the Sidlinger Family Playground - enclosed by protective netting - on the third-base side and a permanent K-State Super Store location on the



concourse to purchase all their Wildcat gear. In addition, a new backstop netting system was erected and extended beyond the left- and right-field standing room areas for greater fan safety.

Rising above the third-base grandstand is the crown jewel of the project - a two-story clubhouse and office complex that more than triples the space of the original stadium for areas utilized by the student-athletes and coaches. Housed on the ground level that connects to the third-base dugout are the team spaces - a massive locker room featuring distinctive white lockers and unique ceiling lighting shaped as stitches on a baseball, a meeting room and video theater with lounge seating for 40, a players' lounge with three big-screen televisions and study tables, a dedicated fuel station for nutritional needs, a sports medicine and rehabilitation zone, and expanded laundry and equipment storage areas. Overlooking the field above the third-base grandstand on the second level are the coaches offices, conference room and coaches locker room.

To top off the project, the press and suite level was gutted and remodeled with all new finishes and furniture while the popular Giller Family Club was enlarged and the original balcony walkway enclosed to provide greater comfort for donors and fans.

THE NEW TOINTON FAMILY STADIUM

- Over 8,800 square feet added or renovated
- New clubhouse with updated locker room, player lounge, athletic training room, coaches offices and equipment room
- Additional space for team meetings in the new clubhouse
- New and improved exterior facade
- Installation of new Edgerley Family Videoboard, Giller Family Club and Stolzer Family Suite
- New energy efficient LED lights
- Extended protective netting, including a covered playground and grass berm down the left field line
- New team store and concessions, enhancing the gameday fan experience
- Improvements also include entry and parking upgrades, ticket office, suite upgrades, chairback seating and family fun zone
- New field turf, dugouts, bullpens and walls completed in first phase of project
- Clubhouse, team room, baseball offices, press and media areas received upgrades beginning in the summer of 2019 and were completed January 2020

QUICK FACTS

Year Opened: 1961 (re-dedicated 2002)

Official Capacity: 2,344

Largest Crowd: 4,280 (May 15, 2009)

Field Name: Frank Myers Field

Surface: AstroTurf Gameday Grass

Dimensions: 325-390-320

Record: 386-209 (since rededication)

2023 BIG 12 STANDINGS

Team	Big 12 Record	Pct	Home	Away	Streak	Overall	PCT.	Home	Away	Neutral	Streak
West Virginia	8-4	.667	4-2	4-2	W3	30-11	.732	13-4	13-7	4-0	W5
Oklahoma State	11-7	.611	6-3	5-4	W4	28-13	.683	20-6	7-5	1-2	W5
Kansas State	9-6	.600	4-2	5-4	W3	26-16	.619	13-5	13-8	0-3	L1
Texas	8-7	.533	5-4	3-3	L3	28-15	.651	22-7	6-5	0-3	W1
Texas Tech	8-7	.533	6-3	2-4	L1	29-13	.690	25-5	3-6	1-2	L1
Oklahoma	7-8	.467	3-3	4-5	W4	22-19	.537	12-9	8-8	2-2	W3
TCU	7-8	.467	5-1	2-7	L3	23-18	.561	13-8	6-8	4-2	W1
Kansas	5-10	.333	3-6	2-4	L7	19-21	.475	9-6	4-10	6-5	L3
Baylor	6-12	.333	5-4	1-8	W1	15-26	.366	13-14	2-12	0-0	L1

BIG 12 PLAYERS OF THE WEEK

Feb. 20	Player	Austin Davis, TCU
	Pitcher	Brendan Girtton, Texas Tech
	Newcomer	Kevin Bazzell, Texas Tech
March 1	Player	J.J. Wetherholt, West Virginia
	Pitcher	Blaine Traxel, West Virginia
	Newcomer	Janzen Keisel, Oklahoma State
March 6	Player	Nolan McClean
	Pitcher	Cam Brown
	Co-Newcomer	Louis Rodriguez
	Co-Newcomer	Nolan Schubart
March 13	Player	Roc Riggio, Oklahoma State
	Pitcher	Juaron Watts-Brown, Oklahoma State
	Newcomer	Easton Carmichael, Oklahoma
March 20	Player	Austin Green, Texas Tech
	Pitcher	Will Rigney, Baylor
	Co-Newcomer	Dakota Harris, Oklahoma
	Co-Newcomer	Austin Green, Texas Tech
March 27	Player	Porter Brown, Texas
	Pitcher	Cam Brown, TCU
	Newcomer	Carson Bengie, Oklahoma State
April 3	Player	Roberto Pena, Kansas State
	Pitcher	Juaron Watts-Brown, Oklahoma State
	Newcomer	Gage Harrelson, Texas Tech
April 10	Player	Anthony Silva, TCU
	Co-Pitcher	Tyson Neighbors, Kansas State
	Co-Pitcher	Robby Porco, West Virginia
	Newcomer	Cole Elvis, Kansas
April 17	Player	Gavin Kash, Texas Tech
	Pitcher	Ryan Free, Texas Tech
	Newcomer	Gage Harrelson, Texas Tech
April 24	Player	Tevin Tucker, West Virginia
	Pitcher	Carter Campbell, Oklahoma
	Newcomer	Tyler Wulfert, Oklahoma State

2023 PRESEASON BIG 12 COACHES POLL

RK	TEAM (1st-Place Votes)	Points
1.	TCU (5)	61
2.	Oklahoma State (4)	59
3.	Texas Tech	48
4.	Texas	43
5.	Oklahoma	38
6.	West Virginia	28
7.	Kansas State	17
8.	Kansas	16
9.	Baylor	14

2023 PRESEASON ALL-BIG 12 TEAM

Player	Position	School
Hudson White	C	Texas Tech
Nick Goodwin*	IF	Kansas State
Jackson Nicklaus	IF	Oklahoma
Marcus Brown	IF	Oklahoma State
Roc Riggio	IF	Oklahoma State
Brayden Taylor*	IF	TCU
John Spikerman	OF	Oklahoma
Austin Davis	OF	TCU
Elijah Nunez	OF	TCU
Ty Coleman	DH	Texas Tech
Nolan McLean*	UT	Oklahoma State
Juaron Watts-Brown*	SP	Oklahoma State
Lucas Gordon	SP	Texas
Tanner Witt	SP	Texas
Mason Molina	SP	Texas Tech
Luke Savage	RP	TCU
Garrett Wright	RP	TCU

*- Unanimous selection

Preseason Player of the Year

Brayden Taylor, TCU

Preseason Pitcher of the Year

Juaron Watts-Brown, Oklahoma State

Preseason Newcomer of the Year

Juaron Watts-Brown, Oklahoma State

Preseason Freshman of the Year

Anthony Silva, TCU

BIG 12 IN THE NATIONAL POLLS

	(D1BASEBALL / BASEBALL AMERICA / NCBWA / COLLEGIATE BASEBALL / USA TODAY)								
	BAYLOR	KU	K-STATE	OU	OSU	TCU	TEXAS	TEXAS TECH	WVU
PRE	-/-/-/-	-/-/-/-	-/-/-/-	-/-RV/-/-	9/15/11/12/-	15/14/16/15/-	-/-/26/25/-	24/23/22/17/-	-/-/-/-/-
WEEK 1	-/-/-/-np	-/-/-/-np	-/-RV/-/-np	-/-/-/-np	15/21/19/16/np	8/10/8/12/np	-/-RV/-/-np	24/22/20/17/np	-/-/-/-np
WEEK 2	-/-/-/-	-/-RV/-/-	-/-/-/-	-/-RV/-/-	12/21/18/23/13	10/11/12/20/17	-/-/-/-/-	24/18/16/13/16	-/-RV/-/-RV
WEEK 3	-/-/-/-	-/-/-/-	-/-/-/-	-/-/-/-	13/18/15/24/14	10/10/13/23/16	-/-/-/-/-	-/25/21/18/-/21	-/-/-/-/-
WEEK 4	-/-/-/-	-/-/-/-	-/-RV/-/-	-/-/-/-	12/17/13/18/13	11/13/15/-/18	-/-/-/-/-	22/20/18/16/19	-/-RV/-/-RV
WEEK 5	-/-/-/-	-/-/-/-	-/-/-/-	-/-/-/-	20/20/16/19/15	-/-RV/-/-	-/-/-/-/-	14/16/14/12/14	24/-/-/-/-
WEEK 6	-/-/-/-	-/-/-/-	-/-RV/-/-	-/-/-/-	17/17/13/14/13	-/-/27/-/RV	21/19/24/15/19	22/20/19/22/21	24/-/25/-/RV
WEEK 7	-/-/-/-	-/-/-/-	-/-RV/-/-	-/-/-/-	16/11/15/12/13	-/-RV/-/-	21/20/24/13/19	22/18/19/23/23	24/19/22/28/24
WEEK 8	-/-/-/-	-/-/-/-	-/-/-/-	-/-/-/-	18/14/17/18/16	25/23/27/17/RV	19/15/19/12/18	21/19/20/23/22	-/-/25/-/RV
WEEK 9	-/-/-/-	-/-/-/-	-/-/-RV	-/-/-/-	-/24/26/-/24	-/-RV/19/RV	14/14/15/-/14	16/15/18/21/19	-/-/29/-/RV
WEEK 10	-/-/-/-	-/-/-/-	-/-RV/-/-	-/-/-/-	-/21/24/17/24	-/-/-/-/-	-/-/26/-/RV	14/10/15/22/15	18/17/21/18/21
WEEK 11									
WEEK 12									
WEEK 13									
WEEK 14									
FINAL									

rv = receiving votes np = no poll

RPI - AS OF APRIL 26

BAYLOR	KU	K-STATE	OU	OSU	TCU	TEXAS	TEXAS TECH	WVU
168	114	65	52	29	51	38	66	17

GAME-BY-GAME STARTING LINEUPS

Date	Opponent	1	2	3	4	5	6	7	8	9
2/17	at Stephen F. Austin	Jones (1-0)	Hughes (1-0)	Goodwin (1-0)	Culpepper (1-0)	Johnson (1-0)	Pena (1-0)	Pelletier (1-0)	Rugely (1-0)	Lodice (1-0)
2/18	at Stephen F. Austin	Jones (2-0)	Hughes (2-0)	Goodwin (2-0)	Culpepper (2-0)	Johnson (2-0)	Pena (2-0)	Rugely (1-0)	Pelletier (1-0)	Lodice (2-0)
2/19	at Stephen F. Austin	Jones (3-0)	Hughes (3-0)	Goodwin (3-0)	Culpepper (3-0)	Johnson (3-0)	Pena (3-0)	Pelletier (2-0)	Rugely (2-0)	Lodice (3-0)
2/20	at Stephen F. Austin	Jones (4-0)	Day (1-0)	Lodice (1-0)	Goodwin (1-0)	Culpepper (1-0)	Johnson (1-0)	Pena (1-0)	Rugely (3-0)	Phillips (1-0)
2/22	at Lamar	Jones (4-1)	Day (1-1)	Culpepper (0-1)	Goodwin (1-1)	Lodice (0-1)	Johnson (1-1)	Pena (1-1)	Pelletier (1-1)	Rugely (0-1)
2/24	vs. LSU	Jones (4-2)	Day (1-2)	Goodwin (3-1)	Culpepper (3-1)	Lodice (0-2)	Johnson (1-2)	Pena (1-2)	Pelletier (2-1)	Rugely (0-2)
2/25	vs. Sam Houston	Jones (4-3)	Day (1-3)	Goodwin (3-2)	Pena (0-1)	Lodice (0-3)	Johnson (1-3)	Salinas (0-1)	Pelletier (2-2)	Rugely (0-3)
2/26	vs. Iowa	Jones (4-4)	Hughes (3-1)	Goodwin (3-3)	Pena (0-2)	Lodice (0-4)	Queck (0-1)	Day (0-1)	Pelletier (3-2)	Johnson (0-1)
2/28	at Omaha	Jones (4-5)	Hughes (3-2)	Goodwin (3-4)	Pena (0-3)	Day (0-1)	Rugely (0-1)	Johnson (0-1)	Lodice (0-1)	Phillips (1-1)
3/3	ARMY	Jones (5-5)	Hughes (4-2)	Goodwin (4-4)	Day (1-0)	Johnson (4-0)	Salinas (1-0)	Pena (2-2)	Pelletier (4-2)	Rugely (1-3)
3/4	STONEHILL	Jones (6-5)	Hughes (5-2)	Goodwin (5-4)	Queck (1-0)	Salinas (1-0)	Pena (4-0)	Day (1-0)	Johnson (1-0)	Lobliner (1-0)
3/5	ARMY	Jones (7-5)	Goodwin (1-0)	Day (1-0)	Queck (2-0)	Pelletier (1-0)	Pena (5-0)	Salinas (1-1)	Johnson (2-0)	Hughes (1-0)
3/6	STONEHILL	Jones (8-5)	Goodwin (2-0)	Day (2-0)	Rugely (1-0)	Pelletier (2-0)	Pena (6-0)	Salinas (2-1)	Johnson (3-0)	Hughes (2-0)
3/10	YOUNGSTOWN ST.	Jones (9-5)	Hughes (6-2)	Goodwin (6-4)	Day (2-0)	Johnson (5-0)	Salinas (2-0)	Rugely (2-0)	Pelletier (5-2)	Pena (1-0)
3/11	YOUNGSTOWN ST.	Jones (10-5)	Rugely (1-0)	Day (3-0)	Goodwin (2-1)	Pelletier (3-0)	Johnson (2-3)	Lodice (1-0)	Pena (1-0)	Salinas (1-0)
3/12	YOUNGSTOWN ST.	Jones (11-5)	Hughes (7-2)	Rugely (1-0)	Goodwin (3-1)	Day (1-1)	Johnson (3-3)	Pelletier (3-0)	Pena (2-0)	Salinas (2-0)
3/15	at Creighton	Jones (12-5)	Johnson (1-0)	Goodwin (7-4)	Day (3-0)	Rugely (1-0)	Hughes (1-0)	Pena (3-2)	Salinas (1-0)	Lobliner (2-0)
3/17	at Baylor	Jones (13-5)	Johnson (2-0)	Hughes (1-0)	Goodwin (4-1)	Day (2-1)	Rugely (1-1)	Pelletier (4-0)	Pena (3-0)	Salinas (3-0)
3/18	at Baylor	Jones (13-6)	Johnson (2-1)	Pelletier (0-1)	Goodwin (4-2)	Day (2-2)	Rugely (1-2)	Hughes (0-1)	Pena (3-1)	Salinas (3-1)
3/19	at Baylor	Jones (13-7)	Queck (0-1)	Goodwin (7-5)	Day (3-1)	Johnson (5-1)	Pelletier (0-1)	Rugely (2-1)	Pena (3-2)	Salinas (3-2)
3/21	ST. THOMAS	Jones (14-7)	Hughes (8-2)	Goodwin (8-5)	Johnson (1-0)	Day (3-2)	Pelletier (1-1)	Rugely (3-1)	Salinas (2-0)	Pena (2-0)
3/22	ST. THOMAS	Jones (14-8)	Lodice (0-1)	Goodwin (8-6)	Johnson (1-1)	Day (3-3)	Rugely (1-3)	Queck (0-1)	Lobliner (0-1)	Pena (2-1)
3/24	OKLAHOMA	Jones (15-8)	Hughes (9-2)	Goodwin (9-6)	Day (4-1)	Johnson (6-1)	Pelletier (2-1)	Rugely (4-1)	Salinas (2-0)	Pena (3-1)
3/25	OKLAHOMA	Jones (16-8)	Hughes (10-2)	Goodwin (10-6)	Day (5-1)	Johnson (7-1)	Pelletier (3-1)	Rugely (5-1)	Salinas (3-0)	Pena (4-1)
3/26	OKLAHOMA	Jones (17-8)	Queck (1-1)	Goodwin (11-6)	Day (6-1)	Rugely (2-0)	Johnson (4-3)	Pelletier (5-0)	Pena (4-2)	Salinas (4-2)
3/28	at Air Force	Jones (18-8)	Culpepper (1-0)	Goodwin (12-6)	Day (7-1)	Johnson (8-1)	Hughes (2-0)	Rugely (6-1)	Pelletier (6-2)	Pena (5-1)
3/29	at Air Force	Jones (18-9)	Culpepper (1-1)	Goodwin (12-7)	Day (7-2)	Johnson (8-2)	Rugely (1-4)	Pelletier (5-1)	Queck (0-1)	Pena (4-2)
3/31	WEST VIRGINIA	Jones (18-10)	Johnson (2-2)	Goodwin (12-8)	Culpepper (3-2)	Day (3-4)	Queck (0-2)	Rugely (6-2)	Pelletier (6-3)	Pena (4-3)
4/1	WEST VIRGINIA	Jones (19-10)	Hughes (11-2)	Goodwin (13-8)	Day (8-2)	Culpepper(2-0)	Johnson (5-3)	Rugely (7-2)	Pelletier (7-3)	Pena (5-3)
4/2	WEST VIRGINIA	Jones (19-11)	Hughes (11-3)	Goodwin (13-9)	Day (8-3)	Culpepper(2-1)	Johnson (5-4)	Rugely (7-3)	Pelletier (7-4)	Pena (5-4)
4/4	NEBRASKA	Rugely (0-1)	Day (1-4)	Culpepper (0-2)	Goodwin (4-3)	Johnson (8-3)	Pena (6-1)	Lobliner (0-1)	Jones (0-1)	Phillips (1-2)
4/6	at Texas	Rugely (0-2)	Day (1-5)	Johnson (0-1)	Goodwin (4-4)	Culpepper (2-2)	Pelletier (3-2)	Pena (3-3)	Lobliner (0-1)	Jones (0-1)
4/7	at Texas	Rugely (1-2)	Hughes (12-3)	Culpepper (1-2)	Goodwin (5-4)	Day (4-4)	Johnson (6-4)	Pelletier (6-1)	Pena (5-2)	Jones (1-1)
4/8	at Texas	Rugely (1-3)	Hughes (12-4)	Culpepper (1-3)	Goodwin (5-5)	Day (4-5)	Johnson (6-5)	Pelletier (6-2)	Pena (5-3)	Jones (1-2)
4/10	CREIGHTON	Goodwin (1-0)	Lodice (1-0)	Day (4-0)	Rugely (2-0)	Culpepper (3-2)	Pena (7-1)	Pelletier (7-2)	Johnson (4-0)	Jones (2-2)
4/14	at Kansas	Rugely (2-3)	Hughes (13-4)	Culpepper (2-3)	Goodwin (6-5)	Day (5-5)	Pena (8-1)	Pelletier (8-2)	Johnson (5-0)	Jones (3-2)
4/15	at Kansas	Rugely (3-3)	Lodice (1-1)	Culpepper (3-3)	Goodwin (7-5)	Day (6-5)	Pena (9-1)	Pelletier (9-2)	Johnson (6-0)	Jones (4-2)
4/16	at Kansas	Rugely (4-3)	Lodice (2-1)	Goodwin (14-9)	Day (9-3)	Culpepper (4-2)	Pena (10-1)	Pelletier (10-2)	Johnson (7-0)	Jones (5-2)
4/18	WICHITA STATE	Rugely (4-4)	Lodice (2-2)	Goodwin (14-10)	Day (9-4)	Culpepper (4-3)	Pena (10-2)	Pelletier (10-3)	Johnson (7-1)	Jones (5-3)
4/21	at UC Irvine	Rugely (5-4)	Jones (1-0)	Goodwin (15-10)	Day (10-4)	Culpepper (5-3)	Pena (11-2)	Johnson (1-0)	Lodice (1-1)	Pelletier (1-0)
4/22	at UC Irvine	Rugely (6-4)	Jones (2-0)	Goodwin (16-10)	Day (11-4)	Culpepper (6-3)	Lodice (1-0)	Johnson (2-0)	Pelletier (8-4)	Pena (6-4)
4/23	at UC Irvine	Rugely (6-5)	Jones (2-1)	Goodwin (16-11)	Day (11-5)	Culpepper (6-4)	Lodice (1-1)	Johnson (2-1)	Pelletier (8-5)	Pena (6-5)
4/25	at UC Riverside									
4/28	TEXAS TECH									
4/29	TEXAS TECH									
4/30	TEXAS TECH									
5/2	at Wichita State									
5/5	SOUTHEAST MO. ST.									
5/6	SOUTHEAST MO. ST.									
5/7	SOUTHEAST MO. ST.									
5/12	at Oklahoma St.									
5/13	at Oklahoma St.									
5/14	at Oklahoma St.									
5/18	TCU									
5/19	TCU									
5/20	TCU									

(Result with player in starting lineup order)

2023 OPENING DAY LINEUP			LAST LINEUP			# OF DIFFERENT INFIELDS	
AT STEPHEN F. AUSTIN (FEB. 17, 2023)			VS. WICHITA STATE (APRIL 18, 2023)			4	
#	NAME	POS	#	NAME	POS	Most Common (42 times):	
1	Brendan Jones	CF	1	Cash Rugely	RF	N. Goodwin (42)	SS
2	Dom Hughes	DH	2	Brendan Jones	CF	Pelletier (36)	C
3	Nick Goodwin	SS	3	Nick Goodwin	SS	Pena (35)	1B
4	Kaelen Culpepper	3B	4	Brady Day	2B	Day (31)	2B
5	Cole Johnson	LF	5	Kaelen Culpepper	3B	# OF DIFFERENT OUTFIELDS	
6	Roberto Pena	2B	6	Kyan Lodice	DH	3	
7	Raphael Pelletier	C	7	Cole Johnson	LF	Most Common (42 times):	
8	Cash Rugely	RF	8	Raphael Pelletier	C	B. Jones (42)	CF
9	Kyan Lodice	1B	9	Roberto Pena	1B	Rugely (39)	RF
						Johnson (30)	LF

GAME-BY-GAME STARTERS BY POSITION

Date	Opponent	SP	C	1B	2B	3B	SS	LF	CF	RF	DH
2/17	at Stephen F. Austin	Boermea (1-0)	Pelletier (1-0)	Lodice (1-0)	Pena (1-0)	Culpepper (1-0)	Goodwin (1-0)	Johnson (1-0)	Jones (1-0)	Rugely (1-0)	Hughes (1-0)
2/18	at Stephen F. Austin	Fajardo (1-0)	Pelletier (2-0)	Lodice (2-0)	Pena (2-0)	Culpepper (2-0)	Goodwin (2-0)	Johnson (2-0)	Jones (2-0)	Rugely (2-0)	Hughes (2-0)
2/19	at Stephen F. Austin	Wentworth (1-0)	Pelletier (3-0)	Lodice (3-0)	Pena (3-0)	Culpepper (3-0)	Goodwin (3-0)	Johnson (3-0)	Jones (3-0)	Rugely (3-0)	Hughes (3-0)
2/20	at Stephen F. Austin	Beck (1-0)	Phillips (1-0)	Pena (1-0)	Day (1-0)	Culpepper (4-0)	Goodwin (4-0)	Johnson (4-0)	Jones (4-0)	Rugely (4-0)	Lodice (1-0)
2/22	at Lamar	Fajardo (1-1)	Pelletier (3-1)	Pena (1-1)	Day (1-1)	Culpepper (4-1)	Goodwin (4-1)	Johnson (4-1)	Jones (4-1)	Rugely (4-1)	Lodice (1-1)
2/24	vs. LSU	Boerema (1-1)	Pelletier (3-2)	Pena (1-2)	Day (1-2)	Culpepper (4-2)	Goodwin (4-2)	Johnson (4-2)	Jones (4-2)	Rugely (4-2)	Lodice (1-2)
2/25	vs. Sam Houston	Wentworth (1-2)	Pelletier (3-3)	Lodice (3-1)	Day (1-3)	Salinas (0-1)	Goodwin (4-3)	Johnson (4-3)	Jones (4-3)	Rugely (4-3)	Pena (0-1)
2/26	vs. Iowa	Fajardo (1-2)	Pelletier (3-4)	Lodice (3-2)	Day (1-4)	Pena (0-1)	Goodwin (4-4)	Hughes (0-1)	Jones (4-4)	Queck (0-1)	Johnson (0-1)
2/28	at Omaha	Hartis (0-1)	Phillips (1-1)	Lodice (3-3)	Day (1-5)	Pena (0-2)	Goodwin (4-5)	Hughes (0-2)	Jones (4-5)	Rugely (4-4)	Johnson (0-2)
3/3	ARMY	Boerema (2-1)	Pelletier (4-4)	Pena (2-2)	Day (2-5)	Salinas (1-1)	Goodwin (5-5)	Hughes (1-2)	Jones (5-5)	Rugely (5-4)	Johnson (1-2)
3/4	STONEHILL	Wentworth (2-2)	Lobliner (1-0)	Pena (3-2)	Day (3-5)	Salinas (2-1)	Goodwin (6-5)	Hughes (2-2)	Jones (6-5)	Queck (1-1)	Johnson (2-2)
3/5	ARMY	Fajardo (2-2)	Pelletier (5-4)	Pena (4-2)	Day (4-5)	Salinas (3-1)	Goodwin (7-5)	Hughes (3-2)	Jones (7-5)	Johnson (1-0)	Hughes (4-0)
3/6	STONEHILL	Beck (1-0)	Pelletier (6-4)	Pena (5-2)	Day (5-5)	Salinas (4-1)	Goodwin (8-5)	Johnson (5-3)	Jones (8-5)	Rugely (6-4)	Hughes (5-0)
3/10	YOUNGSTOWN ST.	Boerema (3-1)	Pelletier (7-4)	Pena (6-2)	Day (6-5)	Salinas (5-1)	Goodwin (9-5)	Johnson (6-3)	Jones (9-5)	Rugely (7-4)	Hughes (6-0)
3/11	YOUNGSTOWN ST.	Wentworth (3-2)	Pelletier (8-4)	Pena (7-2)	Day (7-5)	Salinas (6-1)	Goodwin (10-5)	Johnson (7-3)	Jones (10-5)	Rugely (8-4)	Lodice (2-2)
3/12	YOUNGSTOWN ST.	Fajardo (3-2)	Pelletier (9-4)	Pena (8-2)	Day (8-5)	Salinas (7-1)	Goodwin (11-5)	Hughes (4-2)	Jones (11-5)	Rugely (9-4)	Johnson (3-2)
3/15	at Creighton	Buss (1-0)	Lobliner (2-0)	Pena (9-2)	Salinas (1-0)	Day (1-0)	Goodwin (12-5)	Johnson (8-3)	Jones (12-5)	Rugely (10-4)	Hughes (7-0)
3/17	at Baylor	Boerema (4-1)	Pelletier (10-4)	Pena (10-2)	Salinas (2-0)	Day (2-0)	Goodwin (13-5)	Johnson (9-3)	Jones (13-5)	Rugely (11-4)	Hughes (8-0)
3/18	at Baylor	Wentworth (3-3)	Pelletier (10-5)	Pena (10-3)	Salinas (2-1)	Day (2-1)	Goodwin (13-6)	Johnson (9-4)	Jones (13-6)	Rugely (11-5)	Hughes (8-1)
3/19	at Baylor	Fajardo (3-3)	Pelletier (10-6)	Pena (10-4)	Salinas (2-2)	Day (2-2)	Goodwin (13-7)	Johnson (9-5)	Jones (13-7)	Rugely (11-6)	Queck (0-1)
3/21	ST. THOMAS	Evans (1-0)	Pelletier (11-6)	Pena (11-4)	Salinas (3-2)	Day (3-2)	Goodwin (14-7)	Johnson (10-5)	Jones (14-7)	Rugely (12-6)	Hughes (9-1)
3/22	ST. THOMAS	Hartis (0-2)	Lobliner (2-1)	Johnson (0-1)	Day (8-6)	Pena (0-3)	Goodwin (14-8)	Queck (0-1)	Jones (14-8)	Rugely (12-7)	Lodice (2-3)
3/24	OKLAHOMA	Boerema (5-1)	Pelletier (12-6)	Pena (12-4)	Salinas (4-2)	Day (4-2)	Goodwin (15-8)	Johnson (11-5)	Jones (15-8)	Rugely (13-7)	Hughes (10-1)
3/25	OKLAHOMA	Fajardo (4-3)	Pelletier (13-6)	Pena (13-4)	Salinas (5-2)	Day (5-2)	Goodwin (16-8)	Johnson (12-5)	Jones (16-8)	Rugely (14-7)	Hughes (11-1)
3/26	OKLAHOMA	Wentworth (4-3)	Pelletier (14-6)	Pena (14-4)	Salinas (6-2)	Day (6-2)	Goodwin (17-8)	Johnson (13-5)	Jones (17-8)	Rugely (15-7)	Queck (1-1)
3/28	at Air Force	Buss (2-0)	Pelletier (15-6)	Pena (15-4)	Day (9-6)	Culpepper (5-2)	Goodwin (18-8)	Hughes (4-2)	Jones (18-8)	Rugely (16-7)	Johnson (4-2)
3/29	at Air Force	Beck (1-1)	Pelletier (15-7)	Pena (15-5)	Day (9-7)	Culpepper (5-3)	Goodwin (18-9)	Johnson (13-6)	Jones (18-9)	Rugely (16-8)	Queck (1-2)
3/31	WEST VIRGINIA	Boerema (5-2)	Pelletier (15-8)	Pena (15-6)	Day (9-8)	Culpepper (5-4)	Goodwin (18-10)	Johnson (13-7)	Jones (18-10)	Rugely (16-9)	Queck (1-3)
4/1	WEST VIRGINIA	Fajardo (5-3)	Pelletier (16-8)	Pena (16-6)	Day (10-8)	Culpepper (6-4)	Goodwin (19-10)	Johnson (14-7)	Jones (19-10)	Rugely (17-9)	Hughes (12-1)
4/2	WEST VIRGINIA	Rothermel (0-1)	Pelletier (16-9)	Pena (16-7)	Day (10-9)	Culpepper (6-5)	Goodwin (19-11)	Johnson (14-8)	Jones (19-11)	Rugely (17-10)	Hughes (12-2)
4/4	NEBRASKA	Buss (2-1)	Phillips (1-2)	Pena (16-8)	Day (10-10)	Culpepper (6-6)	Goodwin (19-12)	Johnson (14-9)	Jones (19-12)	Rugely (17-11)	Lobliner (0-1)
4/6	at Texas	Boermea (5-3)	Pelletier (16-10)	Pena (16-9)	Day (10-11)	Culpepper (6-7)	Goodwin (19-13)	Johnson (14-10)	Jones (19-13)	Rugely (17-12)	Lobliner (0-2)
4/7	at Texas	Fajardo (6-3)	Pelletier (17-10)	Pena (17-9)	Day (11-11)	Culpepper (7-7)	Goodwin (20-13)	Hughes (5-2)	Jones (20-13)	Rugely (18-12)	Johnson (5-2)
4/8	at Texas	Wentworth (4-4)	Pelletier (17-11)	Pena (17-10)	Day (11-12)	Culpepper (7-8)	Goodwin (20-14)	Hughes (5-3)	Jones (20-14)	Rugely (18-13)	Johnson (5-3)
4/10	CREIGHTON	Rothermel (1-1)	Pelletier (18-11)	Pena (18-10)	Day (12-12)	Culpepper (8-8)	Goodwin (21-14)	Johnson (15-10)	Jones (21-14)	Rugely (19-13)	Lodice (3-3)
4/14	at Kansas	Boerema (6-3)	Pelletier (19-11)	Pena (19-10)	Day (13-12)	Culpepper (9-8)	Goodwin (22-14)	Hughes (6-3)	Jones (22-14)	Rugely (20-13)	Johnson (6-3)
4/15	at Kansas	Fajardo (7-3)	Pelletier (20-11)	Pena (20-10)	Day (14-12)	Culpepper (10-8)	Goodwin (23-14)	Johnson (16-10)	Jones (23-14)	Rugely (21-13)	Lodice (4-3)
4/16	at Kansas	Rothermel (2-1)	Pelletier (21-11)	Pena (21-10)	Day (15-12)	Culpepper (11-8)	Goodwin (24-14)	Johnson (17-10)	Jones (24-14)	Rugely (22-13)	Lodice (5-3)
4/18	WICHITA STATE	Wentworth (4-5)	Pelletier (21-12)	Pena (21-11)	Day (15-13)	Culpepper (11-9)	Goodwin (24-15)	Johnson (17-11)	Jones (24-15)	Rugely (22-14)	Lodice (5-4)
4/21	at UC Irvine	Boerema (7-3)	Pelletier (22-12)	Pena (22-11)	Day (16-13)	Culpepper (12-9)	Goodwin (25-15)	Johnson (18-11)	Jones (25-15)	Rugely (23-14)	Lodice (6-4)
4/22	at UC Irvine	Fajardo (8-3)	Pelletier (23-12)	Pena (23-11)	Day (17-13)	Culpepper (13-9)	Goodwin (26-15)	Johnson (19-11)	Jones (26-15)	Rugely (24-14)	Lodice (7-4)
4/23	at UC Irvine	Rothermel (2-2)	Pelletier (23-13)	Pena (23-12)	Day (17-14)	Culpepper (13-10)	Goodwin (26-16)	Johnson (19-12)	Jones (26-16)	Rugely (24-15)	Lodice (7-5)
4/25	at UC Riverside										
4/28	TEXAS TECH										
4/29	TEXAS TECH										
4/30	TEXAS TECH										
5/2	at Wichita State										
5/5	SOUTHEAST MO. ST.										
5/6	SOUTHEAST MO. ST.										
5/7	SOUTHEAST MO. ST.										
5/12	at Oklahoma St.										
5/13	at Oklahoma St.										
5/14	at Oklahoma St.										
5/18	TCU										
5/19	TCU										
5/20	TCU										

(Result with player starting at position)

K-STATE HITTING GAME BY GAME

Date	Opponent	AB	R	H	RBI	2B	3B	HR	TB	BB	IBB	SB	CS	HBP	SAC	SF	GDP	K	PO	A	E	LOB	Avg
Feb. 17	at Stephen F. Austin	33	7	6	6	2	0	0	8	6	0	5	0	2	0	2	0	15	27	10	1	9	.182
Feb. 18	at Stephen F. Austin	32	8	10	8	0	0	4	22	3	0	0	3	2	0	1	0	8	27	8	1	3	.246
Feb. 19	at Stephen F. Austin	40	14	13	14	4	0	1	20	12	0	2	0	0	0	2	0	10	27	11	2	13	.276
Feb. 20	at Stephen F. Austin	37	16	12	16	0	0	5	27	12	0	2	0	2	0	0	1	8	27	9	2	8	.289
Feb. 22	at Lamar	32	3	9	3	1	0	1	13	2	0	0	1	0	1	1	1	7	24	8	0	6	.287
Feb. 24	vs. LSU	31	3	4	2	0	0	1	7	3	0	2	0	0	0	0	0	16	24	4	0	4	.263
Feb. 25	vs. Sam Houston	31	3	6	3	3	0	1	12	3	0	0	0	0	0	0	0	10	27	10	3	4	.254
Feb. 26	vs. Iowa	33	5	8	3	1	1	0	11	3	0	2	1	0	0	1	0	9	27	8	1	5	.253
Feb. 28	at Omaha	29	6	8	4	2	0	1	13	11	0	1	4	1	1	0	0	6	24	8	4	9	.255
March 3	ARMY	30	4	6	4	0	0	3	15	3	0	0	1	1	0	0	0	11	27	10	0	6	.250
March 4	STONEHILL	41	25	17	25	5	2	2	32	8	0	4	0	4	0	1	0	7	27	6	0	5	.268
March 5	ARMY	34	14	12	13	3	0	3	24	7	1	2	1	0	2	2	0	10	27	14	0	7	.275
March 6	STONEHILL	31	6	7	3	0	0	0	7	10	2	3	1	3	0	0	2	5	27	8	1	13	.272
March 10	YOUNGSTOWN ST.	33	20	12	20	4	0	2	22	16	0	11	1	2	0	3	0	6	27	10	2	10	.278
March 11	YOUNGSTOWN ST.	31	9	7	6	1	1	1	13	11	0	8	0	1	0	1	0	7	27	10	2	11	.275
March 12	YOUNGSTOWN ST.	31	16	11	13	3	0	1	17	10	0	5	0	4	0	0	0	3	21	9	2	11	.280
March 15	at Creighton	32	3	7	3	1	1	1	13	7	1	0	1	2	1	0	0	12	27	5	0	12	.276
March 17	at Baylor	35	8	10	7	1	0	0	11	9	0	5	0	0	1	1	0	10	27	9	0	11	.277
March 18	at Baylor	31	4	6	4	0	0	0	6	7	0	4	1	1	0	0	1	8	24	10	0	8	.273
March 19	at Baylor	32	4	6	3	2	0	1	11	4	0	1	1	0	1	0	0	8	24	7	2	6	.269
March 21	ST. THOMAS	35	11	14	9	3	0	1	20	7	0	4	0	0	0	1	2	4	27	11	2	8	.275
March 22	ST. THOMAS	30	1	4	1	0	0	0	4	9	0	7	0	1	0	0	1	6	27	14	0	12	.269
March 24	OKLAHOMA	31	7	7	6	1	0	0	8	8	0	0	0	0	0	0	0	8	27	12	0	8	.268
March 25	OKLAHOMA	31	7	7	7	4	0	1	14	3	0	1	0	1	0	0	0	4	27	6	0	4	.266
March 26	OKLAHOMA	33	8	10	8	2	0	2	18	6	0	0	2	1	0	0	1	3	27	11	2	7	.267
March 28	at Air Force	40	12	14	11	4	0	3	27	3	0	0	0	2	0	1	0	5	27	10	2	7	.271
March 29	at Air Force	37	13	14	13	4	0	1	21	12	0	1	0	0	0	3	0	9	24	6	2	12	.276
March 31	WEST VIRGINIA	33	3	6	3	0	0	2	12	6	0	0	0	0	0	0	0	13	27	11	0	9	.272
April 1	WEST VIRGINIA	30	7	9	7	1	0	5	25	5	0	0	1	0	1	1	1	4	27	8	0	6	.273
April 2	WEST VIRGINIA	33	6	7	6	0	0	2	13	6	0	1	0	0	0	0	1	6	27	7	1	6	.271
April 4	NEBRASKA	33	1	7	1	1	0	0	8	5	0	3	0	1	0	0	0	8	27	11	0	11	.269
April 6	at Texas	29	5	4	4	0	1	0	6	5	0	3	1	3	2	0	0	10	24	5	0	7	.266
April 7	at Texas	35	6	12	6	2	0	1	17	3	0	1	0	1	0	2	1	12	27	8	0	8	.268
April 8	at Texas	32	2	6	2	1	1	1	12	7	0	3	0	2	0	1	0	7	24	5	0	13	.266
April 10	Creighton	28	10	10	10	2	0	1	15	7	0	4	0	0	0	0	2	5	21	10	1	5	.268
April 14	at Kansas	32	5	8	5	1	1	1	14	5	0	2	1	1	0	0	0	12	27	9	0	6	.267
April 15	at Kansas	38	6	10	6	2	0	2	18	6	0	1	0	0	0	0	0	9	27	9	2	11	.268
April 16	at Kansas	46	21	19	20	4	0	4	35	9	0	0	0	4	0	1	2	7	27	6	2	12	.273
April 18	WICHITA STATE	34	4	9	4	1	0	2	16	3	0	0	0	1	0	0	1	7	27	17	0	7	.273
April 21	at UC Irvine	34	6	11	5	0	0	2	17	5	1	2	0	2	3	0	1	9	27	11	0	11	.274
April 22	at UC Irvine	33	6	7	5	2	0	1	12	5	0	0	0	0	1	0	1	8	27	8	0	6	.272
April 23	at UC Irvine	35	1	9	1	1	0	0	9	4	0	0	0	0	0	0	0	11	24	8	0	11	.271
April 25	at UC Riverside																						
April 28	TEXAS TECH																						
April 29	TEXAS TECH																						
April 30	TEXAS TECH																						
May 2	Wichita State																						
May 5	SOUTHEAST MO. ST.																						
May 6	SOUTHEAST MO. ST.																						
May 7	SOUTHEAST MO. ST.																						
May 12	at Oklahoma State																						
May 13	at Oklahoma State																						
May 14	at Oklahoma State																						
May 18	TCU																						
May 19	TCU																						
May 20	TCU																						
Totals		1401	326	380	300	69	8	60	645	276	5	90	21	45	14	25	19	343	1095	377	37	348	.271

K-STATE PITCHING GAME BY GAME																				
Date	Opponent	IP	H	R	ER	BB	SO	2B	3B	HR	WP	BK	HBP	DP	IBB	Score	W	L	SV	ERA
Feb. 17	at Stephen F. Austin	9.0	11	6	6	3	8	2	0	0	1	0	1	0	0	7-6	1	0	1	6.00
Feb. 18	at Stephen F. Austin	9.0	11	4	3	2	10	0	0	2	0	0	1	1	0	8-4	2	0	1	4.50
Feb. 19	at Stephen F. Austin	9.0	11	8	6	3	7	3	1	2	3	0	1	2	0	14-8	3	0	0	5.00
Feb. 20	at Stephen F. Austin	9.0	11	5	5	5	9	1	0	0	4	0	1	2	0	16-5	4	0	0	5.00
Feb. 22	at Lamar	8.0	10	4	4	5	6	2	0	0	0	0	1	1	0	3-4	0	1	0	4.91
Feb. 24	vs. LSU	8.0	10	7	7	1	12	1	0	0	1	1	1	0	0	3-7	0	2	0	5.37
Feb. 25	vs. Sam Houston	9.0	16	8	6	2	11	4	0	1	1	0	1	0	0	3-8	0	3	0	5.46
Feb. 25	vs. Iowa	9.0	12	6	4	3	9	3	0	1	0	0	1	1	0	5-6	0	4	0	5.27
Feb. 28	at Omaha	8.0	10	7	5	5	7	1	0	1	2	1	2	0	0	6-7	0	5	0	5.31
March 3	ARMY	9.0	5	1	1	5	11	1	0	0	0	0	2	0	0	4-1	5	5	3	4.86
March 4	STONEHILL	9.0	7	3	3	4	14	1	0	1	0	0	1	1	0	25-3	6	5	3	4.69
March 5	ARMY	9.0	8	8	8	2	6	2	0	3	0	0	2	0	0	14-8	7	5	3	4.97
March 6	STONEHILL	9.0	10	5	4	2	12	2	0	1	0	0	1	1	0	6-5	8	5	3	4.89
March 10	YOUNGSTOWN ST.	9.0	10	4	2	2	12	2	0	0	0	0	1	1	0	20-4	9	4	3	4.68
March 11	YOUNGSTOWN ST.	9.0	12	6	6	2	10	2	0	0	1	0	0	0	0	9-6	10	5	4	4.77
March 12	YOUNGSTOWN ST.	7.0	4	2	1	7	7	2	0	0	0	0	1	1	0	16-2	11	5	4	4.60
March 15	at Creighton	9.0	3	0	0	6	14	0	0	0	1	0	0	1	0	3-0	12	5	5	4.32
March 17	at Baylor*	9.0	6	1	1	2	8	1	0	0	0	0	1	0	0	8-1	13	5	5	4.13
March 18	at Baylor*	8.0	14	8	8	7	8	2	0	0	1	0	0	2	0	4-8	13	6	5	4.36
March 19	at Baylor*	8.0	10	8	3	2	10	0	0	0	0	0	4	0	0	4-8	13	7	5	4.32
March 21	ST. THOMAS	9.0	11	3	2	1	7	2	0	0	1	0	1	1	0	11-3	14	7	5	4.20
March 22	ST. THOMAS	9.0	8	2	1	2	8	0	0	0	1	0	0	0	0	1-2	14	8	5	4.05
March 24	OKLAHOMA*	9.0	6	1	1	4	9	1	0	0	0	2	0	0	0	7-1	15	8	6	3.91
March 25	OKLAHOMA*	9.0	10	6	6	4	9	2	0	0	0	0	1	1	0	7-8	16	8	7	4.00
March 26	OKLAHOMA*	9.0	8	7	6	4	5	2	0	0	0	0	1	0	0	8-7	17	8	7	4.09
March 28	at Air Force	9.0	11	9	7	5	5	5	0	1	1	0	2	1	1	12-9	18	8	8	4.20
March 29	at Air Force	8.0	22	18	16	6	8	8	1	1	1	0	1	1	1	13-8	18	9	8	4.67
March 31	WEST VIRGINIA*	9.0	13	8	8	2	8	4	1	3	1	0	1	0	0	3-8	18	10	8	4.80
April 1	WEST VIRGINIA*	9.0	4	1	1	4	8	0	1	0	0	0	1	1	0	7-1	19	10	8	4.66
April 2	WEST VIRGINIA*	9.0	13	10	7	3	8	2	0	3	2	0	0	0	1	6-10	19	11	8	4.74
April 4	NEBRASKA	9.0	12	6	5	1	10	2	0	1	0	0	4	1	1	1-6	19	12	8	4.75
April 6	at Texas*	8.0	10	6	6	1	12	4	1	0	0	0	0	0	0	5-6	19	13	8	4.81
April 7	at Texas*	9.0	7	5	5	4	11	1	0	1	0	1	0	0	0	6-5	20	13	9	4.81
April 8	at Texas*	8.0	12	8	8	5	7	6	0	2	0	0	1	0	1	2-8	20	14	9	4.93
April 10	CREIGHTON	7.0	2	0	0	2	7	0	0	0	1	0	2	0	0	10-0	21	14	9	4.81
April 14	at Kansas*	9.0	7	4	4	4	10	2	0	0	0	0	0	0	1	5-4	23	14	10	4.79
April 15	at Kansas*	9.0	4	1	1	2	10	2	0	0	1	0	1	0	0	6-1	23	14	10	4.68
April 16	at Kansas*	9.0	17	18	10	9	15	4	0	2	1	0	2	0	0	21-18	24	14	10	4.83
April 18	WICHITA STATE	9.0	12	10	10	4	5	3	0	6	1	0	1	0	0	4-10	24	15	10	4.96
April 21	at UC Irvine	9.0	6	3	3	2	12	0	1	0	0	0	2	1	0	6-3	25	15	11	4.91
April 22	at UC Irvine	9.0	6	4	4	6	7	1	0	1	1	0	4	0	0	6-4	26	15	12	4.89
April 23	at UC Irvine	8.0	13	7	7	2	7	2	0	3	0	0	1	0	0	1-7	26	16	12	4.96
April 25	at UC Riverside																			
April 28	TEXAS TECH*																			
April 29	TEXAS TECH*																			
April 30	TEXAS TECH*																			
May 2	at Wichita State																			
May 5	SOUTHEAST MO. ST.																			
May 6	SOUTHEAST MO. ST.																			
May 7	SOUTHEAST MO. ST.																			
May 12	at Oklahoma State*																			
May 13	at Oklahoma State*																			
May 14	at Oklahoma State*																			
May 18	TCU*																			
May 19	TCU*																			
May 20	TCU*																			
Totals		365.0	405	238	201	147	379	85	6	36	27	5	49	21	6	326-238	26	16	12	4.96

TEAM GAME HIGHS

Batting

At bats:	46	at Kansas ((April 16, 2023)
Runs scored:	25	STONEHILL (March 4, 2023)
Hits:	19	at Kansas ((April 16, 2023)
RBIs:	25	STONEHILL (March 4, 2023)
Doubles:	5	STONEHILL (March 4, 2023)
Triples:	2	STONEHILL (March 4, 2023)
Home runs:	5	at Stephen F. Austin (Feb. 20, 2023)
		#24 WEST VIRGINIA (April 1, 2023)
Total bases:	35	at Kansas ((April 16, 2023)
Walks:	16	YOUNGSTOWN STATE (March 10, 2023)
Strikeouts:	16	vs. LSU (Feb. 24, 2023)
Sac hits:	3	at UC Irvine (April 21, 2023)
Sac flies:	3	YOUNGSTOWN STATE (March 10, 2023)
		at Air Force (March 29, 2023)
Stolen bases:	11	YOUNGSTOWN STATE (March 10, 2023)
Hit by pitch:	4	(3 times)
Caught stealing:	4	at Omaha (Feb. 28, 2023)
Runners LOB:	13	(3 times)
Hit into DP:	3	at Kansas ((April 16, 2023)

Fielding

Putouts:	27	(31 times)
Assists:	17	WICHITA STATE (April 18, 2023)
Errors:	4	at Omaha (Feb. 23, 2023)
Passed balls:	2	WICHITA STATE (April 18, 2023)
DPs turned:	2	(3 times)

Pitching

Innings pitched:	9.0	(31 times)
Runs allowed:	18	at Air Force (March 29, 2023)
		at Kansas ((April 16, 2023)
Earned runs:	16	at Air Force (March 29, 2023)
Walks allowed:	9	at Kansas ((April 16, 2023)
Strikeouts:	15	at Kansas ((April 16, 2023)
Hits allowed:	22	at Air Force (March 29, 2023)
Doubles allowed:	8	at Air Force (March 29, 2023)
Triples allowed:	1	(5 times)
Homers allowed:	6	WICHITA STATE (April 18, 2023)
Wild pitches:	4	at Stephen F. Austin (Feb. 20, 2023)
Hit batters:	4	(3 times)

INDIVIDUAL GAME HIGHS

Batting

At bats:	6	(9 times)
Runs scored:	4	(5 times)
Hits:	4	Roberto Pena vs. Stonehill (March 4, 2023)
RBIs:	6	(3 times)
Doubles:	3	Cole Johnson at Kansas (April 16, 2023)
Triples:	1	(8 times)
Home runs:	2	(4 times)
Total bases:	9	Cole Johnson at Stephen F. Austin (Feb. 20, 2023)
Walks:	4	Dom Hughes vs. Oklahoma (March 24, 2023)
Strikeouts:	4	Roberto Pena at UC Irvine (April 21, 2023)
Sac hits:	1	(10 times)
Sac flies:	2	Nick Goodwin at Stephen F. Austin (Feb. 19, 2023)
Stolen bases:	3	Cash Rugely vs. Youngstown State (March 10, 2023)
Hit by pitch:	2	(4 times)
Caught Stealing:	2	Brendan Jones at Stephen F. Austin (Feb. 18, 2023)
Runners LOB:	6	Cole Johnson at #21 Texas (April 9, 2023)

Fielding

Putouts:	15	Raphael Pelletier at Kansas ((April 16, 2023)
Assists:	7	Brady Day vs. Army (March 5, 2023)
Errors:	3	Kyan Lodice at Omaha (Feb. 28, 2023)
Passed balls:	2	Raphael Pelletier vs. Wichita State (April 18, 2023)

Pitching

Innings pitched:	7.0	German Fajardo vs. #24 West Virginia (April 1, 2023)
		Owen Boerema at #21 Texas (April 9, 2023)
Runs allowed:	7	Mason Buss at Air Force (March 28, 2023)
		Owen Boerema vs. #24 West Virginia (March 31, 2023)
Earned runs:	7	Owen Boerema vs. #24 West Virginia (March 31, 2023)
Walks allowed:	5	German Fajardo (March 12, 2023)
Strikeouts:	12	Owen Boerema at #21 Texas (April 9, 2023)
Hits allowed:	10	Jackson Wentworth vs. Sam Houston (Feb. 25, 2023)
		Owen Boerema vs. #24 West Virginia (March 31, 2023)
Doubles allowed:	3	(7 times)
Triples allowed:	1	(5 times)
Homers allowed:	4	Jackson Wentworth vs. Wichita State (April 18, 2023)
Wild pitches:	2	(3 times)
Hit batters:	2	(5 times)

THE LAST TIME...

A K-STATE HITTER HAD (SINGLE GAME)...

Eight At-Bats	Four players, vs. Texas, 4/9/04
Seven At-Bats	Tyler Moore, vs. Oral Roberts, 3/30/16
Six Hits	Jake Brown, vs. Hartford, 3/10/12
Five Hits	Cameron Thompson, vs. Texas, 3/30/18
Four Hits	Roberto Pena, at Air Force, 3/29/23
Five Runs	Mike Kindel, vs. Western Michigan, 3/2/10
Four Runs	Roberto Pena, at Air Force, 3/29/23
Three Doubles	Cole Johnson, at Kansas, 4/16/23
Two Doubles	Roberto Pena, vs. Oklahoma, 3/25/23
Two Triples	Zach Kokoska, vs. Northern Illinois, 3/12/19
Two Grand Slams	Drew Mount, vs. Mercer, 3/9/18
Grand Slam	Kyan Lodice, at Kansas, 4/16/23
Hit For the Cycle	Ross Kivett, vs. Nebraska, 3/26/14
Nine RBI	Drew Biery, at South Dakota State, 5/17/06
Eight RBI	Drew Mount, vs. Mercer, 3/9/18
Seven RBI	Jake Scudder, vs. Northwestern State, 3/8/17
Six RBI	Kyan Lodice/Kaelen Culpepper, at Kansas, 4/16/23
Five RBI	Roberto Pena, at Air Force, 3/29/23
10+ Total Bases	Dylan Phillips, vs. Arkansas-Pine Bluff, 4/6/21 (13 TB)
Six Walks	Tanner Witt, vs. Omaha, 5/5/12
Five Walks	Tanner Witt, vs. Omaha, 5/5/12
Four Walks	Dom Hughes, vs. Oklahoma (March 24, 2023)
Three Walks	Dom Hughes, vs. St. Thomas, 3/21/23
Four Strikeouts	Roberto Pena at UC Irvine, 4/21/23
Stole Home	Will Brennan, vs. Oklahoma State, 4/8/18
Four Stolen Bases	Max Brown, vs. Texas, 5/17/14
Three Stolen Bases	Cash Rugely, vs. Youngstown State, 3/10/23
Three Home Runs	Jared Goedert, at South Dakota State, 5/17/06
Two Home Runs	Kaelen Culpepper, at Kansas, 4/16/23
Two Home Runs in an Inning	Dominic Johnson, vs. UC Irvine, 4/22/22
Inside-the-Park Home Run	Dan Klein at Kansas, 5/22/11
Leadoff Home Run	Brendan Jones, vs. #24 West Virginia, 3/31/23
Walk-off Home Run	Chris Ceballos, vs. TCU, 5/22/21
Back-to-Back Home Runs	Dom Hughes/Nick Goodwin, vs. #24 West Virginia, 4/1/23
Pinch-Hit Home Run	Cash Rugely, vs. Stonehill, 3/4/23
Home Run from Both Sides	Brian Bobier, at Texas, 3/21/97
15-game hitting streak	Dominic Johnson (16), 2022
20-game hitting streak	Adam Muenster (25), 2010
Walk-Off Hit	Cole Johnson, 3-run HR, vs. Creighton, 4/10/23
Walk-Off Win	vs. Creighton, 4/10/23 (W, 10-7 (7))
Pinch-Hit Walk-Off Hit	Cris Tapia, vs. Texas Tech, 4/17/05

A K-STATE PITCHER HAD (SINGLE GAME)...

Perfect Game	Mark Arnold, vs. Ottawa, 4/21/69
No-Hitter	Parker Rigler, vs. Eastern Illinois, 3/5/17
Combined No-Hitter	D. Christensen & G. McNamara (5), vs. Friends, 2/26/91
Combined One-Hitter	3 pitchers (Starter: Wicks), vs. Utah, 2/23/20
Two-Hitter	Levi MaVorhis, vs. Northern Colorado, 3/14/14
Combined Two-Hitter	2 pitchers (Starter: Rothermel), vs. Creighton, 4/10/23
Three-Hitter	Nate Griep, vs. Oklahoma, 5/8/15
Combined Three-Hitter	4 pitchers (Starter: Buss, at Creighton (3-0), 3/15/23
Complete Game	Jordan Wicks, at Texas, 4/14/19
Nine-Inning Complete Game	Jordan Wicks, at Texas, 4/14/19
Complete-Game Shutout	Jordan Wicks, at Texas, 4/14/19
15+ Strikeouts	Derek Andersen (15), vs. Kansas, 5/1/99
10+ Strikeouts	Owen Boerema, at #21 Texas, 4/7/23

A K-STATE TEAM (SINGLE GAME)...

Scored 30+ Runs	30, vs. St. Francis, 3/6/05
Scored 25+ Runs	25, STONEHILL, 3/4/23
Scored 20+ Runs	21, at Kansas, 4/16/23
Scored 10+ Runs in an Inning	13, at Kansas, 4/16/23
Had 25+ Hits	26, vs. North Dakota State, 3/14/05
Had 20+ Hits	21, vs. Texas Southern, 5/1/21
Had 10 Doubles	10, vs. St. Francis, 3/6/05
Had Three Triples	vs. Northern Illinois, 3/12/19 (3)
Had Four Triples	vs. La Salle, 3/2/18 (4)
Had Seven Home Runs	at South Dakota State, 5/16/06
Had Six Home Runs	vs. South Dakota State, 3/9/21
Had Five Home Runs	vs. #24 West Virginia, 4/1/23
Had Four Home Runs	at Kansas, 4/16/23
Two Grand Slams (2 diff. players)	at Stephen F. Austin, 2/20/23
Drew 15+ Walks	16, YOUNGSTOWN STATE, 3/10/23
Drew 10+ Walks	12, at Air Force, 3/29/23
Stole 10+ Bases	11, YOUNGSTOWN STATE, 3/10/23
Had a Shut Out	at Creighton (3-0), 3/15/23
Had Two or Less Hits (Offense)	0, at Kansas (7 inn.), 5/15/21 (0-10)
Was No-Hit (Combined)	vs. Texas, 5/16/14
Was No-Hit (One Pitcher)	at Kansas (7 inn.), 5/15/21 (0-10)
Struck Out 15 batters	15, at Kansas, 4/16/23
Was Shut Out - Overall	at Texas Tech, 4/9/22 (0-14)
Was Shut Out - At Home	SOUTH DAKOTA STATE, 3/10/20 (0-4)
Was Shut Out - On the Road	at Texas Tech, 4/9/22 (0-14)
Played a 20-Inning Game	vs. Texas, 4/9/04
Defeated a Ranked Opponent	at #21 Texas, 4/8/23
Defeated a No. 1-Ranked Team	vs. #1 Texas, 5/7/10

PLAYER	TOTAL	VS. LHP	VS. RHP	HOME	R/N	RUNNERS ON				OUTS			TIED GAME	GO-AHEAD	DATE	OPP.	PITCHER
Culpepper	7	2	5	2	5	2	2	3	--	2	2	3	2	2	4/21	at UCI	King
Day	2	--	2	2	--	1	1	--	--	2	--	--	1	1	4/1	WEST VA.	Traxel
Goodwin	10	2	8	3	7	4	4	2	--	4	4	2	1	3	4/21	at UCI	Pinto
Hughes	2	--	2	2	--	1	--	1	--	1	1	--	--	--	4/1	WEST VA.	Traxel
Johnson	8	4	2	2	6	3	1	2	2	1	6	1	3	3	4/10	CREIGHTON	Lidd
Jones	5	1	3	4	1	2	3	--	--	2	--	3	--	1	4/8	at Texas	Johnson
Karl	--	--	--	--	--	--	--	--	--	--	--	--	--	--	--	--	--
Knight	--	--	--	--	--	--	--	--	--	--	--	--	--	--	--	--	--
Lemke	--	--	--	--	--	--	--	--	--	--	--	--	--	--	--	--	--
Loblimer	--	--	--	--	--	--	--	--	--	--	--	--	--	--	--	--	--
Lodice	2	--	2	--	2	1	--	--	1	1	1	--	--	--	4/16	at KU	Cranton
Pelletier	5	1	4	3	2	5	--	--	--	2	2	1	1	--	4/1	WEST VA.	Traxel
Pena	11	--	11	5	6	6	2	2	1	4	4	3	2	1	4/22	at UCI	King
Phillips	--	--	--	--	--	--	--	--	--	--	--	--	--	--	--	--	--
Queck	--	--	--	--	--	--	--	--	--	--	--	--	--	--	--	--	--
Rugely	5	1	4	2	3	2	2	--	1	2	--	3	--	--	3/19	at Baylor	Camley
Salinas	3	--	3	3	--	2	1	--	--	2	1	--	--	--	3/5	ARMY	Finan
TOTAL	60	9	51	28	32	29	16	10	5	21	23	16	10	10			

Pinch-Hit Last: Cash Rugely (3/4/23 vs. Stonehill)
Grand Slam Last: Kyan Lodice (4/16/23 at Kansas)
Pinch-Hit Grand Slam Last: Cash Rugely (3/4/23 vs. Stonehill)
Multi-Homer Game Last: Kaelen Culpepper (3/16/23 at Kansas)
Back-To-Back Last: Kaelen Culpepper/Roberto Pena (4/18 vs. Wichita State)
Lead off the Game Last: Brendan Jones (3/31/23 vs. #24 West Virginia)
Inside-The-Park Last: Dan Klein (5/22/11 at Kansas)
Walk-Off Last: Cole Johnson (4/10/23 vs. Creighton)

Season Total: 1
Season Total: 5
Season Total: 1
Season Total: 4
Season Total: 3
Season Total: 1
Season Total: 0
Season Total: 1

HR BY POSITION

C	1B	2B	3B	SS	LF	CF	RF	DH	P	PH
4	7	3	9	10	7	5	4	4	--	1

HR BY INNING

1	2	3	4	5	6	7	8	9	X
2	8	7	9	1	6	8	7	3	--

HR BY BATTING ORDER

1	2	3	4	5	6	7	8	9
2	2	7	1	5	7	8	6	3

HOME RUN TRACKER

#	PLAYER	DATE // OPPONENT
1	Roberto Pena	2/18 // at Stephen F. Austin
2	Cole Johnson	2/18 // at Stephen F. Austin
3	Nick Goodwin	2/18 // at Stephen F. Austin
4	Cash Rugely	2/18 // at Stephen F. Austin
5	Kaelen Culpepper	2/19 // at Stephen F. Austin
6	Cole Johnson (2)	2/20 // at Stephen F. Austin
7	Cole Johnson (3)**	2/20 // at Stephen F. Austin
8	Roberto Pena (2)**	2/20 // at Stephen F. Austin
9	Cash Rugely (2)	2/20 // at Stephen F. Austin
10	Kaelen Culpepper (2)	2/20 // at Stephen F. Austin
11	Raphael Pelletier	2/22 // at Lamar
12	Roberto Pena (3)	2/24 // vs. #1 LSU
13	Nick Goodwin (2)	2/25 // vs. Sam Houston
14	Nick Goodwin (3)	2/28 // at Omaha
15	Roberto Pena (4)	3/3 // ARMY
16	Orlando Salinas	3/3 // ARMY
17	Orlando Salinas (2)	3/3 // ARMY
18	Dom Hughes	3/4 // STONEHILL
19	Cash Rugely (3)	3/4 // STONEHILL
20	Brady Day	3/5 // ARMY
21	Nick Goodwin (4)	3/5 // ARMY
22	Orlando Salinas (3)	3/5 // ARMY
23	Cash Rugely (4) **	3/10 // YOUNGSTOWN STATE
24	Brendan Jones	3/10 // YOUNGSTOWN STATE
25	Brendan Jones (2)	3/11 // YOUNGSTOWN STATE
26	Raphael Pelletier (2)	3/12 // YOUNGSTOWN STATE
27	Cole Johnson (4)	3/15 // at Creighton
28	Cash Rugely (5)	3/19 // at Baylor
29	Nick Goodwin (5)	3/21 // ST. THOMAS
30	Brendan Jones (3)	3/25 // OKLAHOMA
31	Cole Johnson (5)	3/26 // OKLAHOMA
32	Raphael Pelletier (3)	3/26 // OKLAHOMA
33	Raphael Pelletier (4)	3/28 // at Air Force
34	Cole Johnson (6) **	3/28 // at Air Force
35	Nick Goodwin (6)	3/28 // at Air Force
36	Roberto Pena (5)	3/29 // at Air Force
37	Brendan Jones (4)	3/31 // #24 West Virginia
38	Kaelen Culpepper (3)	3/31 // #24 West Virginia
39	Brady Day (2)	4/1 // #24 West Virginia
40	Roberto Pena (6)	4/1 // #24 West Virginia
41	Raphael Pelletier (5)	4/1 // #24 West Virginia
42	Dom Hughes (2)	4/1 // #24 West Virginia
43	Nick Goodwin (7)	4/1 // #24 West Virginia
44	Roberto Pena (7)	4/2 // #24 West Virginia

45 Roberto Pena (8)
 46 Brendan Jones (5)
 47 Cole Johnson (7)
 48 Cole Johnson (8)
 49 Nick Goodwin (8)
 50 Nick Goodwin (9)
 51 Kyan Lodice
 52 Roberto Pena (9)
 53 Kyan Lodice (2)**
 54 Kaelen Culpepper (4)
 55 Kaelen Culpepper (5)
 56 Kaelen Culpepper (6)
 57 Roberto Pena (10)
 58 Nick Goodwin (10)
 59 Kaelen Culpepper (7)
 60 Roberto Pena (11)

4/2 // #24 West Virginia
 4/8 // at #21 Texas
 4/9 // at #21 Texas
 4/10 // CREIGHTON
 4/14 // at Kansas
 4/15 // at Kansas
 4/15 // at Kansas
 4/16 // at Kansas
 4/16 // at Kansas
 4/16 // at Kansas
 4/16 // at Kansas
 4/18 // WICHITA STATE
 4/18 // WICHITA STATE
 4/21 // at UC Irvine
 4/21 // at UC Irvine
 4/22 // at UC Irvine

** Grand Slam

CAREER HR BREAKDOWN

PLAYER	1R	2R	3R	GS	TOTAL
Goodwin	17	8	5	1	31
Johnson	7	4	3	2	16
Culpepper	5	4	3	--	12
Pena	6	2	2	1	11
Pelletier	7	1	--	--	9
Salinas	4	3	--	--	7
Rugely	3	3	--	1	7
Hughes	4	--	1	--	5
Jones	2	3	--	--	5
Day	2	1	--	--	3
Lodice	1	--	--	1	2

HITTING BY SERIES

TEAM	W-L	AVG	R	H	2B	3B	HR	RBI	BB	SO	SB-ATT	W/RISP	W/2OUT	2-OUT RBI
Stephen F. Austin	4-0	.289	45	41	6	0	10	44	33	41	9-12	.269	.295	11
Lamar	0-1	.281	3	9	1	0	1	3	2	7	0-1	.333	.273	0
Karbach RR Classic	0-3	.189	11	18	4	1	2	8	9	35	4-5	.222	.107	1
Omaha	0-1	.276	6	8	2	0	1	4	11	6	1-5	.231	.400	2
Army	2-0	.281	18	18	3	0	6	17	10	21	2-4	.286	.250	1
Stonehill	2-0	.333	31	24	5	2	2	28	18	12	7-8	.412	.320	10
Youngstown State	3-0	.316	45	30	8	1	4	39	37	7	24-25	.340	.368	23
Creighton	2-0	.283	13	17	3	1	2	13	14	17	4-5	.316	.143	3
Baylor	1-2	.224	16	22	3	0	1	14	20	26	10-12	.273	.138	3
St. Thomas	1-1	.277	12	18	3	0	1	10	16	10	11-11	.208	.286	0
Oklahoma	3-0	.253	22	24	7	0	3	21	17	15	1-3	.385	.333	10
Air Force	1-1	.364	25	28	8	0	4	24	15	14	1-1	.357	.227	5
West Virginia	1-2	.229	16	22	1	0	9	16	17	23	1-2	.250	.219	6
Nebraska	0-1	.212	1	7	1	0	0	1	5	8	3-3	.182	.200	1
Texas	1-2	.229	13	22	3	2	2	12	15	29	7-8	.138	.257	4
Kansas	3-0	.319	32	37	7	1	7	31	20	28	3-4	.306	.314	8
Wichita State	1-0	.265	34	4	9	1	0	2	4	7	0-0	.143	.273	1
UC Irvine	2-1	.255	13	26	3	0	3	11	14	38	2-2	.233	.297	7
UC Riverside														
Texas Tech														
Southeast Missouri State														
Oklahoma State														
TCU														

HITTING STREAKS

PLAYER	Current	Season	Career
8 Johnson	6	11	11
22 Culpepper	-	7	9
25 Goodwin	8	8	8
4 Salinas	-	3	8
18 Rugely	2	8	8
5 Jones	-	7	7
15 Lodice	-	7	7
7 Day	2	6	6
28 Pelletier	3	6	6
1 Hughes	-	6	6
10 Pena	-	5	5
12 Phillips	-	3	3
20 Queck	3	3	3
24 Lobliner	-	1	1
29 Knight	-	1	1

MULTI-RBI GAMES

PLAYER	2	3	4	5+	TOT
10 Pena	6	3	2	2	13
25 Goodwin	7	4	-	2	13
8 Johnson	5	3	2	1	11
28 Pelletier	4	2	-	-	6
18 Rugely	3	-	2	1	6
5 Jones	3	1	1	-	5
22 Culpepper	-	2	2	1	5
4 Salinas	3	-	-	1	4
7 Day	2	2	-	-	4
1 Hughes	1	1	-	-	2
20 Queck	2	-	-	-	2
15 Lodice	1	-	-	1	2
12 Phillips	1	-	-	-	1
20 Knight	1	-	-	-	1
TEAM	39	18	9	9	75

W/RISP

PLAYER	H	AB	AVG
Culpepper	10	34	.294
Day	11	39	.282
Goodwin	15	48	.313
Hughes	9	27	.333
Johnson	15	59	.254
Jones	12	38	.316
Knight	1	1	1.000
Lobliner	1	5	.200
Lodice	6	25	.240
Pelletier	12	46	.261
Pena	17	59	.288
Phillips	2	6	.333
Queck	1	10	.100
Rugely	16	44	.364
Salinas	3	18	.167

ON-BASE STREAKS

PLAYER	Current	Season	Career
5 Jones	3	24	24
18 Rugely	24	24	24
7 Day	22	22	22
28 Pelletier	18	18	18
25 Goodwin	12	15	15
8 Johnson	10	11	13
4 Salinas	2	13	13
15 Lodice	-	13	13
22 Culpepper	11	11	11
10 Pena	-	10	10
1 Hughes	4	8	8
20 Queck	3	5	5
12 Phillips	-	3	3
24 Lobliner	-	1	1
29 Knight	-	1	1

PINCH HITTING

PLAYER	AVG	AB	H	HR	RBI
18 Rugely	1.000	1	1	1	4
15 Lodice	1.000	2	2	0	1
24 Lobliner	.000	3	0	0	0
20 Queck	.200	5	1	0	0
1 Hughes	.000	5	0	0	0
12 Phillips	.000	1	0	0	0
29 Knight	.000	1	0	0	0
TEAM	.222	18	4	1	5

BUNT SINGLES

PLAYER	No.
Johnson	1
Jones	1
Hughes	2
Pena	1

OUTFIELD ASSISTS

PLAYER	No.
Rugely	7
Jones	2
Johnson	1

MULTI-HIT GAMES

PLAYER	2	3	4	5+	TOT
10 Pena	10	2	1	-	13
7 Day	8	5	-	-	13
8 Johnson	10	2	-	-	12
25 Goodwin	11	1	-	-	12
18 Rugely	7	4	-	-	11
28 Pelletier	6	3	-	-	9
5 Jones	5	4	-	-	9
22 Culpepper	7	1	-	-	8
1 Hughes	4	-	-	-	4
4 Salinas	3	-	-	-	3
15 Lodice	2	-	-	-	2
24 Lobliner	1	-	-	-	1
TEAM	74	22	1	0	97

TWO-OUT RBI

PLAYER	2023	CAREER
Culpepper	8	14
Day	7	12
Goodwin	12	33
Hughes	1	6
Johnson	9	31
Jones	6	8
Knight	-	-
Lobliner	-	-
Lodice	3	3
Pelletier	6	9
Pena	22	22
Phillips	2	2
Queck	-	-
Rugely	14	20
Salinas	4	8
TOTAL	96	173

COME-FROM-BEHIND WINS

Date	Opponent	Biggest Deficit	Final Score
3/6	STONEHILL	5 runs	6-5
3/10	YOUNGSTOWN STATE	2 runs	9-6
3/26	OKLAHOMA	4 runs	8-7
3/28	at Air Force	5 runs	12-9
4/8	at #21 Texas	3 runs	6-5

GAME-WINNING RBI (TIED OR TRAILED IN 6TH INN. OR LATER)

Date	Opponent	Player	Play	Final Score
2/17	at Stephen F. Austin	Lodice	2-run double in 8th	7-6
2/18	at Stephen F. Austin	Johnson	3-run HR in 6th	8-4
2/19	at Stephen F. Austin	Goodwin	RBI sac fly in 7th	14-8
3/6	STONEHILL	Johnson	RBI single in 9th	6-5
3/25	OKLAHOMA	Pena	RBI double in 6th	7-6
3/26	OKLAHOMA	Day	RBI single in 9th	8-7
3/28	at Air Force	Goodwin	2-run HR in 8th	12-9
4/8	at #21 Texas	Pena	RBI single in 7th	6-5
4/14	at Kansas	Pena	RBI bunt single in 8th	5-4

WALK-OFF WINS

Date	Opponent	Player	Play	Final Score
3/6	STONEHILL	Johnson	RBI single in 9th	6-5
3/26	OKLAHOMA	Day	RBI single in 9th	8-7
4/10	CREIGHTON	Johnson	3-run HR in 7th	10-0

BIG INNINGS (4+ RUNS/9+ BATTERS TO THE PLATE)

Date	Opponent	Inning	Runs	To The Plate
2/19	at Stephen F. Austin	7	4	7
2/20	at Stephen F. Austin	3	4	7
2/20	at Stephen F. Austin	4	6	9
3/4	STONEHILL	4	9	14
3/4	STONEHILL	8	11	14
3/5	ARMY	7	4	9
3/10	YOUNGSTOWN STATE	7	11	17
3/12	YOUNGSTOWN STATE	3	10	15
3/21	ST. THOMAS	3	4	7
3/24	OKLAHOMA	5	5	10
3/25	OKLAHOMA	4	5	8
3/26	OKLAHOMA	8	4	8
3/28	at Air Force	7	4	7
3/29	at Air Force	6	5	9
4/2	#24 WEST VIRGINIA	2	4	7
4/10	CREIGHTON	7	6	8
4/16	at Kansas	2	13	17
4/16	at Kansas	4	4	9

WIN-LOSS MARGIN

	1	2	3	4	5	6	7	8	9	10+
K-State	6	1	6	1	1	4	1	1	--	5
Opponent	5	--	--	4	4	2	--	--	--	--

RUNS BY INNING

	1	2	3	4	5	6	7	8	9	EX	TOT
K-State	21	48	45	48	21	29	51	48	15	--	326
Opponents	31	26	33	33	31	32	19	18	15	--	224

Record when team scores:

Runs	0	1	2	3	4	5	6	7	8	9	10+
W-L	0-0	0-3	0-1	1-4	1-3	1-2	5-2	4-0	3-0	1-0	10-1

Record when opponent scores:

Runs	0	1	2	3	4	5	6	7	8	9	10+
W-L	2-0	5-0	1-1	3-0	4-1	3-0	3-3	1-3	2-5	1-0	1-3

Record when leading after:

Inn.	1	2	3	4	5	6	7	8
W-L	5-3	12-4	16-3	18-3	17-3	18-3	18-2	22-0

Record when trailing after:

Inn.	1	2	3	4	5	6	7	8
W-L	8-7	7-9	3-12	4-11	5-11	4-13	3-13	0-15

Record when tied after:

Inn.	1	2	3	4	5	6	7	8
W-L	13-6	7-3	7-1	4-2	4-2	4-0	3-1	2-1

Current losing streak: 1

Longest winning streak: 9

Longest losing streak: 5

Home attendance : 29413 (18 dates avg = 1634)

Away attendance : 43808 (24 dates avg = 1825)

Total attendance: 73221 (42 dates avg = 1743)

RECORD WHEN...

Total.....	26-16
Conference.....	9-6
Non-Conf.....	17-10
Home.....	13-5
Away.....	13-8
Neutral.....	0-3
Day.....	20-10
Night (after 5 p.m.).....	6-6
vs Left.....	5-6
vs Right.....	21-10
1-Run games.....	6-5
2-Run games.....	1-0
5+Run games.....	12-7
Extra inns.....	0-0
Shutouts.....	2-0
Scoring 0-2 runs.....	0-4
Scoring 3-5 runs.....	3-9
Scoring 6-9 runs.....	13-2
Scoring 10+ runs.....	10-1
Opponent 0-2 runs.....	8-1
Opponent 3-5 runs.....	10-1
Opponent 6-9 runs.....	7-11
Opponent 10+ runs.....	1-3
Scored in 1st inning.....	8-6
Scores first.....	19-6
Opp. scored in 1st inning.....	9-8
Opp. scores first.....	7-10
After 6 leading.....	18-3
After 6 trailing.....	4-13
After 6 tied.....	4-0
After 7 leading.....	18-2
After 7 trailing.....	3-13
After 7 tied.....	3-1
After 8 leading.....	22-0
After 8 trailing.....	0-15
After 8 tied.....	2-1
Hit 0 home runs.....	4-6
Hit 1 home run.....	10-7
Hit 2+ home runs.....	12-3
Opponent 0 home runs.....	17-6
Opponent 1 home run.....	5-5
Opponent 2+ HRs.....	4-4
Made 0 errors.....	12-10
Made 1 error.....	4-2
Made 2+ errors.....	10-4
Opp. made 0 errors.....	5-8
Opp. made 1 error.....	13-6
Opp. made 2+ errors.....	8-2
Out-hit opponent.....	21-0
Out-hit by opponent.....	5-16
Hits are tied.....	0-0
Monday.....	3-0
Tuesday.....	2-3
Wednesday.....	1-3
Thursday.....	0-0
Friday.....	7-3
Saturday.....	8-2
Sunday.....	5-5
Series Opener (weekend).....	6-2
Middle Game.....	7-1
Series Finale.....	4-4
Rubber Game.....	0-3
Going for Sweep.....	4-3
Doubleheaders.....	0-0
vs. American.....	0-1
vs. Big East.....	2-0
vs. Big Ten.....	0-2
vs. Big West.....	2-1
vs. Horizon.....	3-0
vs. Mountain West.....	1-1
vs. Northeast.....	2-0
vs. Patriot.....	2-0
vs. SEC.....	0-1
vs. Southland.....	0-1
vs. Summit.....	1-2
vs. Western Athletic.....	4-1

STARTER BREAKDOWN

PITCHER	STARTS	QS	IP/START	#P/START	RUNS/FOR	RUNS/START	TEAM RECORD
37 Fajardo	11	1	4.1	77	29	2.9	8-3
26 Boerema	10	4	5.1	99	29	2.9	7-3
30 Wentworth	8	0	3.0	66	28	3.5	4-5
33 Rothermel	4	1	3.2	74	17	4.3	2-2
6 Buss	3	0	4.1	81	9	3.0	2-1
11 Beck	3	0	1.2	49	9	3.0	2-1
17 Hartis	2	0	6.0	55	2	1.0	0-2
35 Evans	1	0	3.1	64	1	1.0	1-0

STAFF BY SERIES

	G	W-L/S	ERA	IP	H	R	ER	BB	SO
SFA	4	4-0/2	5.00	36.0	44	23	20	13	34
Lamar	1	0-1/0	4.50	8.0	10	4	4	5	6
KRRC	3	0-3/0	5.88	26.0	38	21	17	6	32
Omaha	1	0-1/0	5.62	8.0	10	7	5	5	7
Army	2	2-0/1	4.50	18.0	13	9	9	7	17
Stonehill	2	2-0/0	3.50	18.0	17	8	7	6	26
YSU	3	3-0/1	3.24	25.0	26	12	9	11	29
Creighton	2	2-0/1	0.00	16.0	5	0	0	8	21
Baylor	3	1-2/0	4.32	25.0	30	17	12	11	26
St. Thomas	2	1-1/0	1.50	18.0	19	5	3	3	15
Oklahoma	3	3-0/2	4.33	27.0	24	14	13	12	23
Air Force	2	1-1/1	12.18	17.0	33	27	23	11	13
West Va.	3	1-2/0	5.33	27.0	30	19	16	9	24
Nebraska	1	0-1/0	5.00	9.0	12	6	5	1	10
Texas	3	1-0/1	6.84	25.0	29	19	19	10	30
Kansas	3	3-0/1	5.00	27.0	28	23	15	15	35
Wichita State	1	0-1/0	10.00	9.0	12	10	10	4	5
UC Irvine	3	2-1/2	4.85	26.0	25	14	14	10	26
UC Riverside									
Texas Tech									
SEMO									
Okla. State									
TCU									

STARTERS BY SERIES

	G	W-L	ERA	IP	H	R	ER	BB	SO
SFA	4	0-0	10.64	11.0	19	16	13	7	10
Lamar	1	0-1	9.00	2.0	4	2	2	2	1
KRRC	3	0-1	5.11	12.1	21	9	7	2	17
Omaha	1	0-0	2.25	4.0	4	1	1	3	3
Army	2	2-0	6.30	10.0	9	7	7	6	11
Stonehill	2	1-0	8.10	6.2	11	6	6	4	8
YSU	3	1-0	2.92	12.1	15	6	4	7	12
Creighton	2	2-0	0.0	11.0	3	0	0	4	13
Baylor	3	1-1	3.21	14.0	14	5	5	7	15
St. Thomas	2	0-1	1.69	5.1	10	2	1	1	4
Oklahoma	3	1-0	5.79	14.0	13	9	9	9	14
Air Force	2	0-1	12.71	5.2	10	10	8	5	0
West Va.	3	1-2	5.87	15.1	17	13	10	6	12
Nebraska	1	0-1	1.80	5.0	5	2	1	0	4
Texas	3	0-1	8.76	12.1	16	12	12	4	14
Kansas	3	1-0	3.14	14.1	15	11	5	9	16
Wichita State	1	0-1	18.00	3.0	8	6	6	0	0
UC Irvine	3	1-1	6.19	16.0	18	11	11	4	15
UC Riverside									
Texas Tech									
SEMO									
Okla. State									
TCU									

BULLPEN BY SERIES

	G	W-L/S	ERA	IP	H	R	ER	BB	SO
SFA	4	4-0/2	2.52	25.0	25	7	7	6	24
Lamar	1	0-0/0	3.00	6.0	6	2	2	3	5
KRRC	3	0-2/0	6.59	13.2	17	12	10	4	15
Omaha	1	0-1/0	9.00	4.0	6	6	4	2	4
Army	2	0-0/1	2.25	8.0	4	2	2	1	6
Stonehill	2	1-0/0	0.79	11.1	6	2	1	2	18
YSU	3	2-0/1	3.55	12.2	11	6	5	4	17
Creighton	2	0-0/1	0.0	5.0	2	0	0	4	8
Baylor	3	0-1/0	5.73	11.0	16	12	7	4	11
St. Thomas	2	1-0/0	1.42	12.2	9	3	2	2	11
Oklahoma	3	2-0/2	2.77	13.0	11	5	4	3	9
Air Force	2	1-0/1	11.80	11.1	23	17	15	6	13
West Va.	3	0-0/0	4.63	11.2	13	6	6	3	12
Nebraska	1	0-0/0	9.00	4.0	7	4	4	1	6
Texas	3	1-1/1	4.97	12.2	13	7	7	6	16
Kansas	3	2-0/1	7.11	12.2	13	12	10	6	19
Wichita State	1	0-0/0	6.00	6.0	4	4	4	4	5
UC Irvine	3	1-0/2	2.70	10.0	7	3	3	6	11
UC Riverside									
Texas Tech									
SEMO									
Okla. State									
TCU									

STARTER/RELIEVER SPLITS

	W-L/S	ERA	IP	H	R	ER	BB	SO
Starters	10-11	5.58	174.1	212	128	108	80	169
Bullpen	16-5/12	4.39	190.2	193	110	93	67	210
TOTAL	26-16/12	4.96	365.0	405	238	201	147	379

STARTER/RELIEVER SPLITS - BIG 12

	W-L/S	ERA	IP	H	R	ER	BB	SO
Starters	4-4	5.27	70.0	75	50	41	35	71
Bullpen	5-2/4	5.02	61.0	66	42	34	22	67
TOTAL	9-6/4	5.15	131.0	141	92	75	57	138

STARTERS BY LOCATION

	G	W-L	ERA	IP	H	R	ER	BB	SO
Home	18	6-5	5.10	77.2	90	51	44	35	71
Away/Neutral	24	4-6	5.96	96.2	122	77	64	45	98

BULLPEN BY LOCATION

	G	W-L/S	ERA	IP	H	R	ER	BB	SO
Home	18	7-0/4	3.14	80.1	65	32	28	20	85
Away/Neutral	24	9-5/8	5.30	110.1	128	78	65	47	125

STARTERS BY MONTH

	G	W-L	ERA	IP	H	R	ER	BB	SO
February	9	0-2	7.06	29.1	47	28	23	14	31
March	19	6-4	5.35	79.0	93	52	47	42	77
April	14	4-5	5.18	66.0	71	48	38	24	61
May	--	-/-	--	--	--	--	--	--	--

BULLPEN BY MONTH

	G	W-L/S	ERA	IP	H	R	ER	BB	SO
February	9	4-3/2	4.25	48.2	54	27	23	15	48
March	19	8-1/6	3.83	87.0	85	48	37	27	94
April	14	4-1/4	5.40	55.0	54	35	33	25	68
May	--	-/-	--	--	--	--	--	--	--

MISC PITCHING STATS

PITCHER	K/9	WHIP	SV/OPP	IRS/IR
Beck	4.8	3.71	0/0	0/0
Boerema	11.2	1.54	0/0	0/0
Broeder	--	--	--	--
Buss	8.6	1.47	0/0	14/5
Cater	9.8	0.82	0/0	0/0
Corsentino	10.1	2.12	1/1	5/3
Evans	8.1	1.80	0/0	0/0
Fajardo	8.0	1.71	0/0	0/0
Hartis	8.2	2.01	1/1	12/10
Hassall	--	--	--	--
Henry	18.0	2.00	0/0	0/0
Heyne	8.4	1.08	1/1	7/2
Mannell	--	--	--	--
Neighbors	16.3	0.69	7/7	11/3
Robertson	22.5	4.00	0/0	0/0
Rothermel	8.4	2.00	--	0/0
Ruhl	8.2	1.60	2/2	15/7
Wentworth	7.6	2.03	0/0	2/0
Wisembaker	5.7	1.67	0/1	11/4
TOTAL	9.3	1.65	12/13	77/34

STARTING PITCHER STATS

Player	era	w-l	app	gs	cg	sho	sv	ip	h	r	er	bb	so	2b	3b	hr	b/avg	wp	hp	bk	sfa	sha
17 Hartis, Shay	1.50	0-1	2	2	0	0/0	0	6.0	7	2	1	4	5	0	0	1	.292	1	0	0	1	0
35 Evans, Andrew	2.70	0-0	1	1	0	0/0	0	3.1	7	1	1	0	2	2	0	0	.412	0	0	0	0	1
6 Buss, Mason	3.95	1-1	3	3	0	0/1	0	13.2	12	9	6	5	11	2	0	1	.250	0	2	0	3	0
26 Boerema, Owen	4.37	5-1	10	10	0	0/0	0	55.2	62	29	27	20	69	13	1	2	.282	1	4	2	2	4
33 Rothermel, Collin	4.50	1-2	4	4	0	0/1	0	16.0	19	17	8	9	15	3	0	5	.284	3	4	0	1	1
37 Fajardo, German	4.99	2-1	11	11	0	0/0	0	48.2	49	29	27	25	43	8	1	4	.259	1	9	1	2	4
30 Wentworth, Jackson	10.30	1-4	8	8	0	0/0	0	25.1	44	32	29	11	21	12	0	6	.386	2	4	0	2	2
11 Beck, Dalton	14.29	0-1	3	3	0	0/0	0	5.2	12	9	9	6	3	5	0	1	.429	2	3	0	0	0
Totals	5.58	10-11	42	42	0	2/2	0	174.1	212	128	108	80	169	45	2	20	.300	10	26	3	11	12
Opponents	7.38	7-14	42	42	0	0/0	0	172.0	189	148	141	118	153	31	5	34	.283	11	18	4	11	5

RELIEVER STATS

Player	era	w-l	app	gs	cg	sho	sv	ip	h	r	er	bb	so	2b	3b	hr	b/avg	wp	hp	bk	sfa	sha
41 Cater, Corey	0.00	0-0	2	0	0	0/0	0	3.2	1	0	0	2	4	0	0	0	.083	2	0	0	0	0
45 Henry, Jared	0.00	0-0	1	0	0	0/0	0	1.0	1	0	0	1	2	0	0	0	.250	0	0	0	0	0
16 Neighbors, Tyson	0.89	3-1	18	0	0	0/1	7	30.1	11	4	3	7	55	1	0	2	.108	2	3	0	0	1
6 Buss, Mason	2.52	2-0	13	0	0	0/0	0	25.0	26	10	7	8	26	4	1	2	.265	3	4	1	1	2
30 Wentworth, Jackson	2.70	0-0	2	0	0	0/0	0	6.2	6	2	2	0	6	1	0	1	.250	0	0	0	1	0
38 Heyne, Kyler	3.10	3-0	12	0	0	0/0	1	20.1	15	7	7	6	19	6	1	2	.205	2	1	0	0	0
34 Corsentino, Blake	5.29	2-0	10	0	0	0/0	1	17.0	24	11	10	8	19	8	0	0	.329	3	4	0	0	2
35 Evans, Andrew	5.40	0-0	4	0	0	0/0	0	6.2	9	6	4	2	7	2	0	1	.300	1	0	0	0	0
23 Ruhl, Ty	5.49	2-3	19	0	0	0/2	2	39.1	43	30	24	14	36	8	1	2	.285	2	6	1	3	1
13 Wisenbaker, Cole	6.75	2-1	12	0	0	0/1	0	17.1	20	14	13	5	11	3	0	1	.313	1	4	0	2	0
17 Hartis, Shay	8.44	2-0	12	0	0	0/0	1	21.1	33	22	20	10	20	5	1	4	.359	1	1	0	2	1
36 Robertson, Trae	18.00	0-0	3	0	0	0/0	0	2.0	4	4	4	4	5	2	0	1	.400	0	0	0	0	0
Totals	4.39	16-5	42	0	0	2/2	12	190.2	193	110	93	67	210	40	4	16	.263	17	23	2	9	7
Opponents	6.29	9-12	42	0	0	0/0	8	190.1	191	178	133	158	190	38	3	26	.261	27	27	3	14	9

OVERALL RECORD: 26-16

HOME: 13-5 | AWAY: 13-8 | NEUTRAL: 0-3 | BIG 12: 9-6

DATE	OPPONENT	W/L	SCORE	K-STATE			OPPONENT			WP	LP	SV	TOG	ATT
				R	H	E	R	H	E					
2/17	at Stephen F. Austin	W	7-6	7	6	1	6	11	4	Ruhl (1-0)	Jaco (0-1)	Corsentino (1)	2:50	275
2/18	at Stephen F. Austin	W	8-4	8	10	1	4	11	1	Neighbors (1-0)	Stapleton (0-1)	Hartis (1)	2:22	213
2/19	at Stephen F. Austin	W	14-8	14	13	2	8	11	2	Wisenbaker (1-0)	Cude (0-1)	--	3:30	--
2/20	at Stephen F. Austin	W	16-5	16	12	2	5	11	1	Corsentino (1-0)	Hines (0-1)	--	3:15	124
2/22	at Lamar	L	3-4	3	9	0	4	10	0	Rivera (1-0)	Fajardo (0-1)	Cole (1)	2:36	1817
2/24	vs. #1 LSU*	L	3-7	3	4	0	7	10	1	Skenes (2-0)	Ruhl (1-1)	Floyd (1)	2:41	--
2/25	vs. Sam Houston^	L	3-8	3	6	3	8	16	0	Beard (1-1)	Wentworth (0-1)	--	2:45	7214
2/26	vs. Iowa^	L	5-6	5	8	1	6	12	1	Voelker (0-1)	Neighbors (1-1)	--	2:45	--
2/28	at Omaha	L	6-7	6	8	4	7	10	1	Reum (1-0)	Wisenbaker (1-1)	Sanders (1)	3:20	323
3/3	ARMY	W	4-1	4	6	0	1	5	1	Boerema (1-0)	Gresham (0-1)	Ruhl (1)	2:04	1784
3/4	STONEHILL	W	25-3	25	17	0	3	7	1	Wentworth (1-0)	Kell (0-2)	--	2:47	1324
3/5	ARMY	W	14-8	14	12	0	8	8	3	Hartis (1-0)	Ruggieri (2-1)	--	2:59	2247
3/6	STONEHILL	W	6-5	6	7	1	5	10	3	Neighbors (2-1)	Douglas (0-1)	--	2:56	1228
3/10	YOUNGSTOWN STATE	W	20-4	20	12	2	4	10	2	Boerema (2-0)	Perry (1-1)	--	3:07	1183
3/11	YOUNGSTOWN STATE	W	9-6	9	7	2	6	12	1	Hartis (1-0)	Pancake (0-1)	Neighbors (1)	3:20	1212
3/12	YOUNGSTOWN STATE	W	16-2 (7)	16	11	2	2	4	3	Buss (1-0)	English (1-1)	--	2:47	1268
3/15	at Creighton	W	3-0	3	7	0	0	3	1	Buss (2-0)	Lommel (0-3)	Neighbors (2)	2:49	1568
3/17	at Baylor*	W	8-1	8	10	0	1	6	1	Boerema (3-0)	Helton (0-3)	--	3:05	2067
3/18	at Baylor*	L	4-8	4	6	0	8	14	1	Marriott (1-2)	Wentworth (1-2)	Stasio (1)	2:55	2047
3/19	at Baylor*	L	4-8	4	6	2	8	10	2	Rigney (2-0)	Ruhl (1-1)	Oliver (1)	2:37	1759
3/21	ST. THOMAS	W	11-3	11	14	2	3	11	2	Wisenbaker (2-1)	Kemp (0-2)	--	3:02	1174
3/22	ST. THOMAS	L	1-2	1	4	0	2	8	0	Huhn (1-0)	Hartis (2-1)	Esch (1)	2:42	1096
3/24	OKLAHOMA*	W	7-1	7	7	0	1	6	0	Boerema (4-0)	Davis (2-2)	Ruhl (2)	2:38	1389
3/25	OKLAHOMA*	W	7-7	7	7	0	6	10	0	Buss (3-0)	Douthit (3-1)	Neighbors (3)	2:33	1626
3/26	OKLAHOMA*	W	8-7	8	10	2	7	8	0	Neighbors (3-1)	Campbell (2-2)	--	2:59	1337
3/28	at Air Force	W	12-9	12	14	2	9	11	1	Heyne (1-0)	Benge (2-2)	Neighbors (4)	2:55	150
3/29	at Air Force	L	13-18	13	14	2	18	22	1	Hawks (1-0)	Buss (0-1)	--	3:00	170
3/31	WEST VIRGINIA*	L	3-8	3	6	0	8	13	0	Hampton (2-0)	Boerema (4-1)	--	2:31	2310
4/1	WEST VIRGINIA*	W	7-1	7	9	0	1	4	1	Fajardo (1-1)	Traxel (5-2)	--	2:35	2239
4/2	WEST VIRGINIA*	L	6-10	6	7	1	10	13	0	Porco (3-1)	Rothermel (0-1)	--	2:41	2124
4/4	NEBRASKA	L	1-6	1	7	0	6	12	0	Hawkins (1-0)	Buss (3-1)	Schanaman (4)	2:35	2014
4/6	at Texas*	L	5-6	5	4	0	6	10	1	Lummus (1-1)	Ruhl (1-3)	Morehouse (5)	3:13	6455
4/7	at Texas*	W	6-5	6	12	0	5	7	0	Heyne (2-0)	Johnson (3-2)	Neighbors (5)	3:07	7328
4/8	at Texas*	L	2-8	2	6	0	8	12	0	Hurley (3-0)	Wentworth (1-3)	--	2:59	6573
4/10	CREIGHTON	W	10-0 (7)	10	10	1	0	2	0	Rothermel (1-1)	Lommel (0-6)	--	2:09	1595
4/14	at Kansas*	W	5-4	5	8	0	4	7	1	Ruhl (2-3)	Trumper (2-3)	Neighbors (6)	2:34	1298
4/15	at Kansas*	W	6-1	6	10	0	1	4	1	Fajardo (2-1)	Ireland (4-4)	--	2:39	1041
4/16	at Kansas*	W	21-18	21	19	2	18	17	4	Heyne (3-0)	Cranton (3-3)	--	4:10	1170
4/18	WICHITA STATE	L	4-10	4	9	0	10	12	2	Miner (2-0)	Wentworth (1-4)	--	2:44	2253
4/21	at UC Irvine	W	6-3	6	11	0	3	6	1	Boerema (5-1)	Wall (2-1)	Neighbors (7)	2:40	772
4/22	at UC Irvine	W	6-4	6	7	0	4	6	1	Corsentino (2-0)	Wheeler (2-1)	Heyne (1)	2:42	604
4/23	at UC Irvine	L	1-7	1	8	0	7	13	0	Stanford (3-2)	Rothermel (1-2)	--	2:35	840
4/25	at UC Riverside													
4/28	TEXAS TECH*													
4/29	TEXAS TECH*													
4/30	TEXAS TECH*													
5/2	at Wichita State													
5/5	SOUTEAST MO. ST.													
5/6	SOUTEAST MO. ST.													
5/7	SOUTEAST MO. ST.													
5/12	at Oklahoma State*													
5/13	at Oklahoma State*													
5/14	at Oklahoma State*													
5/18	TCU*													
5/19	TCU*													
5/20	TCU*													

*Karbach Round Rock Classic (Round Rock, Texas)

*Big 12 Conference Game

!Big 12 Championship (Arlington, Texas)

OVERALL RECORD: 26-16

HOME: 13-5 | AWAY: 13-8 | NEUTRAL: 0-3 | NON-CONFERENCE: 17-10 | BIG 12: 9-6



2023 K-State Baseball
Overall Statistics for Kansas State (as of Apr 23, 2023)
(All games Sorted by Batting avg)



Record: 26-16 Home: 13-5 Away: 13-8 Neutral: 0-3 Big 12: 9-6

Player	avg	gp-gs	ab	r	h	2b	3b	hr	rbi	tb	slg%	bb	hp	so	gdp	ob%	sf	sh	sb-att	po	a	e	fld%
7 Day, Brady	.351	39-39	134	26	47	7	0	2	20	60	.448	38	6	15	0	.503	3	2	7-10	56	78	5	.964
18 Rugely, Cash	.307	41-39	137	39	42	7	1	5	30	66	.482	37	3	40	2	.461	1	3	12-15	75	7	3	.965
25 Goodwin, Nick	.295	42-42	156	38	46	5	2	10	45	85	.545	30	9	21	2	.421	7	0	11-13	60	89	4	.974
22 Culpepper, Kaelen	.287	23-23	87	21	25	4	0	7	28	50	.575	12	7	20	0	.407	2	0	5-5	18	50	3	.958
28 Pelletier, Raphael	.273	40-36	139	24	38	5	0	5	23	58	.417	17	1	32	4	.352	2	1	2-2	324	36	3	.992
8 Johnson, Cole	.273	42-42	165	33	45	11	0	8	41	80	.485	19	4	33	4	.358	2	2	8-13	57	1	0	1.000
5 Jones, Brendan	.256	42-42	160	40	41	10	2	5	20	70	.438	36	3	41	2	.400	1	1	23-27	86	2	0	1.000
10 Pena, Roberto	.248	42-42	157	34	39	10	1	11	47	84	.535	22	2	57	2	.342	3	0	7-7	270	16	3	.990
1 Hughes, Dom	.212	31-23	85	26	18	1	1	2	10	27	.318	27	4	20	0	.415	2	2	4-5	17	0	0	1.000
29 Knight, Lawson	.500	4-0	2	3	1	1	0	0	2	2	1.000	0	0	0	0	.500	0	0	0-0	1	0	0	1.000
12 Phillips, Cayden	.273	6-3	11	1	3	2	0	0	3	5	.455	0	1	2	0	.333	0	1	0-1	24	4	1	.966
15 Lodice, Kyan	.219	24-18	64	17	14	1	0	2	12	21	.328	14	0	27	1	.359	0	1	6-7	42	4	4	.920
4 Salinas, Orlando	.214	20-16	56	16	12	3	0	3	14	24	.429	12	1	13	1	.357	1	1	3-4	19	36	4	.932
20 Queck, Carson	.200	15-8	30	6	6	2	1	0	4	10	.333	10	1	15	1	.405	1	0	1-1	9	0	0	1.000
24 Lobliner, Jayden	.167	11-5	18	2	3	0	0	0	1	3	.167	2	3	7	0	.348	0	0	1-1	28	5	0	1.000
Totals	.271	42	1401	326	380	69	8	60	300	645	.460	276	45	343	19	.401	25	14	90-111	1095	377	37	.975
Opponents	.281	42	1440	238	405	85	6	36	222	610	.424	147	49	379	18	.363	20	19	16-39	1087	371	46	.969

LOB - Team (348), Opp (343). DPs turned - Team (21), Opp (26). CI - Team (1), Pelletier, R 1. IBB - Team (5), Johnson, C. 1, Culpepper, K 1, Rugely, C. 1, Salinas, O. 1, Goodwin, N. 1, Opp (6). Picked off - Hughes, D. 3, Johnson, C. 2, Salinas, O. 1, Day, B. 1, Rugely, C. 1, Goodwin, N. 1, Lodice, K. 1.

(All games Sorted by Earned run avg)

Player	era	w-l	app	gs	cg	sho	sv	ip	h	r	er	bb	so	2b	3b	hr	b/avg	wp	hp	bk	sfa	sha
26 Boerema, Owen	4.37	5-1	10	10	0	0/0	0	55.2	62	29	27	20	69	13	1	2	.282	1	4	2	2	4
37 Fajardo, German	4.99	2-1	11	11	0	0/0	0	48.2	49	29	27	25	43	8	1	4	.259	1	9	1	2	4
41 Cater, Corey	0.00	0-0	2	0	0	0/0	0	3.2	1	0	0	2	4	0	0	0	.083	2	0	0	0	0
45 Henry, Jared	0.00	0-0	1	0	0	0/0	0	1.0	1	0	0	1	2	0	0	0	.250	0	0	0	0	0
16 Neighbors, Tyson	0.89	3-1	18	0	0	0/1	7	30.1	11	4	3	7	55	1	0	2	.108	2	3	0	0	1
6 Buss, Mason	3.03	3-1	16	3	0	0/1	0	38.2	38	19	13	13	37	6	1	3	.260	3	6	1	4	2
38 Heyne, Kyler	3.10	3-0	12	0	0	0/0	1	20.1	15	7	7	6	19	6	1	2	.205	2	1	0	0	0
33 Rothermel, Collin	4.50	1-2	4	4	0	0/1	0	16.0	19	17	8	9	15	3	0	5	.284	3	4	0	1	1
35 Evans, Andrew	4.50	0-0	5	1	0	0/0	0	10.0	16	7	5	2	9	4	0	1	.340	1	0	0	0	1
34 Corsentino, Blake	5.29	2-0	10	0	0	0/0	1	17.0	24	11	10	8	19	8	0	0	.329	3	4	0	0	2
23 Ruhl, Ty	5.49	2-3	19	0	0	0/2	2	39.1	43	30	24	14	36	8	1	2	.285	2	6	1	3	1
13 Wisenbaker, Cole	6.75	2-1	12	0	0	0/1	0	17.1	20	14	13	5	11	3	0	1	.313	1	4	0	2	0
17 Hartis, Shay	6.91	2-1	14	2	0	0/0	1	27.1	40	24	21	14	25	5	1	5	.345	2	1	0	3	1
30 Wentworth, Jackson	8.72	1-4	10	8	0	0/0	0	32.0	50	34	31	11	27	13	0	7	.362	2	4	0	3	2
11 Beck, Dalton	14.29	0-1	3	3	0	0/0	0	5.2	12	9	9	6	3	5	0	1	.429	2	3	0	0	0
36 Robertson, Trae	18.00	0-0	3	0	0	0/0	0	2.0	4	4	4	4	5	2	0	1	.400	0	0	0	0	0
Totals	4.96	26-16	42	42	0	2/2	12	365.0	405	238	201	147	379	85	6	36	.281	27	49	5	20	19
Opponents	6.81	16-26	42	42	0	0/0	8	362.1	380	326	274	276	343	69	8	60	.271	38	45	7	25	14

PB - Team (8), Pelletier, R 6, Lobliner, J. 1, Phillips, C. 1, Opp (4). Pickoffs - Team (1), Heyne, K. 1, Opp (10). SBA/ATT - Pelletier, R (15-30), Boerema, O. (4-7), Buss, M. (3-6), Phillips, C. (1-5), Wentworth, J (2-5), Ruhl, T. (2-5), Wisenbaker (0-3), Corsentino (1-3), Fajardo, G. (1-2), Hartis, S. (1-2), Evans, A. (0-2), Neighbors, T (2-2), Lobliner, J. (0-2), Beck, D. (0-1), Heyne, K. (0-1).

BIG12 STATS: 9-6

HOME: 4-2 | AWAY: 5-4



2023 K-State Baseball
Conference statistics for Kansas State (as of Apr 16, 2023)
(Big 12 games only Sorted by Batting avg)



Record: 9-6 Home: 4-2 Away: 5-4 Big 12: 9-6

Player	avg	gp-gs	ab	r	h	2b	3b	hr	rbi	tb	slg%	bb	hp	so	gdp	ob%	sf	sh	sb-att	po	a	e	fld%
7 Day, Brady	.380	15-15	50	9	19	1	0	1	7	23	.460	17	2	5	0	.551	0	0	3-6	19	26	3	.938
18 Rugely, Cash	.302	15-15	53	15	16	4	0	1	13	23	.434	13	0	20	0	.439	0	3	3-4	28	4	1	.970
28 Pelletier, Raphael	.293	15-15	58	7	17	3	0	2	9	26	.448	5	1	14	2	.354	1	0	0-0	135	14	1	.993
8 Johnson, Cole	.281	15-15	57	15	16	5	0	2	12	27	.474	7	2	9	1	.373	1	1	2-3	20	0	0	1.000
10 Pena, Roberto	.245	15-15	53	8	13	2	0	4	16	27	.509	9	0	17	1	.355	0	0	1-1	107	2	0	1.000
5 Jones, Brendan	.233	15-15	60	14	14	3	2	3	6	30	.500	10	1	13	2	.352	0	0	5-7	38	2	0	1.000
22 Culpepper, Kaelen	.229	9-9	35	7	8	1	0	3	8	18	.514	2	4	7	0	.333	1	0	2-2	6	22	1	.966
25 Goodwin, Nick	.193	15-15	57	10	11	1	1	3	12	23	.404	9	2	7	1	.310	3	0	4-4	20	21	1	.976
1 Hughes, Dom	.139	13-9	36	7	5	0	0	1	2	8	.222	12	2	10	0	.380	0	0	1-1	6	0	0	1.000

15 Lodice, Kyan	.333	3-2	9	3	3	0	0	2	7	9	1.000	0	0	5	0	.333	0	0	1-1	0	0	0	.000
4 Salinas, Orlando	.190	6-6	21	4	4	1	0	0	2	5	.238	3	0	5	0	.292	0	1	0-0	11	16	0	1.000
20 Queck, Carson	.125	3-3	8	0	1	0	0	0	0	1	.125	1	0	6	0	.222	0	0	0-0	0	0	0	.000
24 Lobliner, Jayden	.000	3-1	4	0	0	0	0	0	0	0	.000	1	0	3	0	.200	0	0	0-0	0	0	0	.000
Totals	.253	15	501	99	127	21	3	22	94	220	.439	89	14	121	7	.377	6	5	22-29	393	123	9	.983
Opponents	.276	15	511	92	141	33	3	11	88	213	.417	57	13	138	3	.358	9	7	3-8	394	136	12	.978

LOB - Team (122), Opp (112). DPs turned - Team (4), Opp (10). IBB - Team (0), Opp (3). Picked off - Hughes, D. 1, Johnson, C.

1.

(Big 12 games only Sorted by Earned run avg)

Player	era	w-l	app	gs	cg	sho	sv	ip	h	r	er	bb	so	2b	3b	hr	b/avg	wp	hp	bk	sfa	sha
37 Fajardo, German	4.10	2-0	5	5	0	0/0	0	26.1	20	12	12	11	24	4	1	0	.211	0	3	1	0	2
26 Boerema, Owen	5.04	2-1	5	5	0	0/0	0	30.1	37	17	17	10	38	10	0	2	.301	0	0	2	1	2
23 Ruhl, Ty	6.87	1-2	10	0	0	0/0	1	18.1	23	19	14	6	15	6	1	2	.311	0	5	0	3	1

16 Neighbors, Tyson	0.00	1-0	9	0	0	0/0	3	11.2	4	1	0	3	21	1	0	0	.100	1	0	0	0	0
6 Buss, Mason	0.00	1-0	4	0	0	0/0	0	6.2	8	0	0	3	6	2	0	0	.308	0	2	0	1	0
34 Corsentino, Blake	3.38	0-0	3	0	0	0/0	0	5.1	5	3	2	0	7	3	0	0	.217	1	0	0	0	0
33 Rothermel, Collin	3.60	0-1	2	2	0	0/0	0	5.0	8	11	2	6	4	1	0	2	.333	2	1	0	1	0
38 Heyne, Kyler	4.05	2-0	4	0	0	0/0	0	6.2	4	3	3	3	8	1	1	1	.167	1	0	0	0	0
30 Wentworth, Jackson	9.00	0-2	4	3	0	0/0	0	12.0	13	12	12	8	8	4	0	2	.295	1	1	0	2	1
13 Wisenbaker, Cole	10.80	0-0	2	0	0	0/0	0	3.1	4	4	4	1	2	0	0	0	.333	0	1	0	1	0
17 Hartis, Shay	16.88	0-0	4	0	0	0/0	0	5.1	15	10	10	6	5	1	0	2	.577	0	0	0	0	1
Totals	5.15	9-6	15	15	0	0/0	4	131.0	141	92	75	57	138	33	3	11	.276	6	13	3	9	7
Opponents	5.96	6-9	15	15	0	0/0	3	131.1	127	99	87	89	121	21	3	22	.253	11	14	1	6	5

PB - Team (2), Pelletier, R 2. Pickoffs - Team (0), Opp (2). SBA/ATT - Pelletier, R (3-7), Wentworth, J (1-2), Boerema, O. (0-2), Ruhl, T. (1-1), Wisenbaker (0-1), Corsentino (1-1), Fajardo, G. (0-1).

HOME RECORD: 13-5

NON-CONFERENCE: 9-3 | BIG 12: 4-2



2023 K-State Baseball
Overall Statistics for Kansas State (as of Apr 18, 2023)
(Home games Sorted by Batting avg)



Record: 13-5 Home: 13-5 Away: 0-0 Big 12: 4-2

Player	avg	gp-gs	ab	r	h	2b	3b	hr	rbi	tb	slg%	bb	hp	so	gdp	ob%	sf	sh	sb-att	po	a	e	fld%
18 Rugely, Cash	.404	17-16	52	16	21	4	1	2	19	33	.635	15	2	12	2	.543	1	1	10-11	25	2	2	.931
7 Day, Brady	.345	18-18	58	14	20	2	0	2	11	28	.483	20	3	7	0	.518	2	0	3-4	22	46	2	.971
10 Pena, Roberto	.323	18-18	62	22	20	7	1	5	24	44	.710	12	2	17	1	.442	1	0	5-5	147	5	1	.993
25 Goodwin, Nick	.309	18-18	68	18	21	2	1	3	20	34	.500	13	4	6	1	.442	1	0	7-7	23	38	0	1.000
8 Johnson, Cole	.308	18-18	65	17	20	4	0	2	15	30	.462	10	3	9	0	.423	0	1	6-9	32	0	0	1.000
28 Pelletier, Raphael	.228	17-15	57	10	13	2	0	3	12	24	.421	7	0	11	3	.303	2	0	2-2	130	16	2	.986
1 Hughes, Dom	.205	16-11	39	16	8	1	0	2	6	15	.385	16	1	9	0	.439	1	1	3-3	4	0	0	1.000
4 Salinas, Orlando	.189	11-11	37	13	7	3	0	3	13	19	.514	11	1	6	1	.380	1	0	3-3	8	25	3	.917
5 Jones, Brendan	.188	18-18	69	15	13	1	0	4	11	26	.377	14	1	21	2	.333	0	0	9-11	38	2	0	1.000
29 Knight, Lawson	.500	3-0	2	2	1	1	0	0	2	2	1.000	0	0	0	0	.500	0	0	0-0	1	0	0	1.000
24 Lobliner, Jayden	.300	4-3	10	2	3	0	0	0	1	3	.300	0	2	1	0	.417	0	0	1-1	18	4	0	1.000
15 Lodice, Kyan	.278	9-4	18	6	5	0	0	0	3	5	.278	6	0	3	1	.458	0	0	2-2	2	0	0	1.000
22 Culpepper, Kaelen	.250	6-6	24	5	6	2	0	2	5	14	.583	1	0	5	0	.280	0	0	1-1	4	18	0	1.000
12 Phillips, Cayden	.250	3-1	4	0	1	1	0	0	2	2	.500	0	0	2	0	.250	0	0	0-0	9	1	0	1.000
20 Queck, Carson	.176	8-5	17	3	3	1	0	0	2	4	.235	5	1	8	0	.391	0	0	1-1	6	0	0	1.000
Totals	.278	18	582	159	162	31	3	28	146	283	.486	130	20	117	11	.421	9	3	53-60	474	185	13	.981
Opponents	.260	18	596	83	155	30	2	18	80	243	.408	55	20	156	7	.336	13	10	7-17	439	169	19	.970

LOB - Team (146), Opp (138). DPs turned - Team (8), Opp (11). CI - Team (1), Pelletier, R 1. IBB - Team (3), Goodwin, N. 1, Johnson, C. 1, Salinas, O. 1, Opp (2). Picked off - Hughes, D. 2, Day, B. 1.

(Home games Sorted by Earned run avg)

Player	era	w-l	app	gs	cg	sho	sv	ip	h	r	er	bb	so	2b	3b	hr	b/avg	wp	hp	bk	sfa	sha
6 Buss, Mason	1.93	2-1	7	1	0	0/0	0	18.2	15	8	4	4	19	2	0	1	.221	2	3	0	2	1
26 Boerema, Owen	3.38	3-1	4	4	0	0/0	0	24.0	26	11	9	9	28	6	0	2	.274	0	3	2	0	2
37 Fajardo, German	5.30	1-0	4	4	0	0/0	0	18.2	15	11	11	13	17	3	1	2	.224	0	4	0	1	1
30 Wentworth, Jackson	7.59	1-1	6	4	0	0/0	0	21.1	28	18	18	6	16	7	0	5	.329	0	1	0	3	1
45 Henry, Jared	0.00	0-0	1	0	0	0/0	0	1.0	1	0	0	1	2	0	0	0	.250	0	0	0	0	0
41 Cater, Corey	0.00	0-0	1	0	0	0/0	0	1.0	0	0	0	0	2	0	0	0	.000	0	0	0	0	0
16 Neighbors, Tyson	1.08	2-0	5	0	0	0/0	2	8.1	3	1	1	0	14	0	0	0	.107	1	0	0	0	0
33 Rothermel, Collin	2.16	1-1	2	2	0	0/1	0	8.1	6	5	2	4	6	1	0	2	.200	3	2	0	1	1
38 Heyne, Kyler	2.25	0-0	5	0	0	0/0	0	8.0	5	2	2	2	8	2	1	1	.172	1	0	0	0	0
23 Ruhl, Ty	2.70	0-0	8	0	0	0/1	2	16.2	13	5	5	5	17	1	0	1	.217	1	1	0	1	1
13 Wisenbaker, Cole	3.68	1-0	5	0	0	0/0	0	7.1	6	3	3	1	3	0	0	0	.261	0	3	0	2	0
17 Hartis, Shay	3.75	2-1	5	1	0	0/0	0	12.0	14	6	5	3	10	1	0	1	.311	0	1	0	3	0
34 Corsentino, Blake	5.79	0-0	3	0	0	0/0	0	4.2	5	4	3	2	4	1	0	0	.278	0	1	0	0	2
35 Evans, Andrew	6.23	0-0	2	1	0	0/0	0	4.1	10	3	3	0	3	3	0	1	.435	0	0	0	0	1
36 Robertson, Trae	9.00	0-0	2	0	0	0/0	0	2.0	2	2	2	3	5	1	0	1	.250	0	0	0	0	0
11 Beck, Dalton	21.60	0-0	1	1	0	0/0	0	1.2	6	4	4	2	2	2	0	1	.600	0	1	0	0	0
Totals	4.10	13-5	18	18	0	1/1	4	158.0	155	83	72	55	156	30	2	18	.260	8	20	2	13	10
Opponents	8.06	5-13	18	18	0	0/0	2	146.1	162	159	131	130	117	31	3	28	.278	19	20	3	9	3

PB - Team (4), Pelletier, R 2, Lobliner, J. 1, Phillips, C. 1, Opp (1). Pickoffs - Team (0), Opp (3). SBA/ATT - Pelletier, R (6-13), Boerema, O. (2-4), Buss, M. (2-3), Wentworth, J (0-3), Wisenbaker (0-2), Phillips, C. (1-2), Ruhl, T. (2-2), Hartis, S. (0-1), Fajardo, G. (1-1), Lobliner, J. (0-1), Beck, D. (0-1).

ROAD/NEUTRAL RECORD: 13-11

AWAY: 13-8 | NON-CONFERENCE: 8-4 | NEUTRAL: 0-3 | BIG 12: 5-4



2023 K-State Baseball
Overall Statistics for Kansas State (as of Apr 23, 2023)
(Away-Neutral Sorted by Batting avg)



Record: 13-11 Home: 0-0 Away: 13-8 Neutral: 0-3 Big 12: 5-4

Player	avg	gp-gs	ab	r	h	2b	3b	hr	rbi	tb	slg%	bb	hp	so	gdp	ob%	sf	sh	sb-att	po	a	e	fld%
7 Day, Brady	.355	21-21	76	12	27	5	0	0	9	32	.421	18	3	8	0	.490	1	2	4-6	34	32	3	.957
5 Jones, Brendan	.308	24-24	91	25	28	9	2	1	9	44	.484	22	2	20	0	.448	1	1	14-16	48	0	0	1.000
28 Pelletier, Raphael	.305	23-21	82	14	25	3	0	2	11	34	.415	10	1	21	1	.387	0	1	0-0	194	20	1	.995
22 Culpepper, Kaelen	.302	17-17	63	16	19	2	0	5	23	36	.571	11	7	15	0	.446	2	0	4-4	14	32	3	.939
25 Goodwin, Nick	.284	24-24	88	20	25	3	1	7	25	51	.580	17	5	15	1	.405	6	0	4-6	37	51	4	.957
8 Johnson, Cole	.250	24-24	100	16	25	7	0	6	26	50	.500	9	1	24	4	.313	2	1	2-4	25	1	0	1.000
18 Rugely, Cash	.247	24-23	85	23	21	3	0	3	11	33	.388	22	1	28	0	.407	0	2	2-4	50	5	1	.982
1 Hughes, Dom	.217	15-12	46	10	10	0	1	0	4	12	.261	11	3	11	0	.393	1	1	1-2	13	0	0	1.000
10 Pena, Roberto	.200	24-24	95	12	19	3	0	6	23	40	.421	10	0	40	1	.271	2	0	2-2	123	11	2	.985
15 Lodice, Kyan	.196	15-14	46	11	9	1	0	2	9	16	.348	8	0	24	0	.315	0	1	4-5	40	4	4	.917

12 Phillips, Cayden	.286	3-2	7	1	2	1	0	0	1	3	.429	0	1	0	0	.375	0	1	0-1	15	3	1	.947
4 Salinas, Orlando	.263	9-5	19	3	5	0	0	0	1	5	.263	1	0	7	0	.300	0	1	0-1	11	11	1	.957
20 Queck, Carson	.231	7-3	13	3	3	1	1	0	2	6	.462	5	0	7	1	.421	1	0	0-0	3	0	0	1.000
24 Lobliner, Jayden	.000	7-2	8	0	0	0	0	0	0	0	.000	2	1	6	0	.273	0	0	0-0	10	1	0	1.000
29 Knight, Lawson	.000	1-0	0	1	0	0	0	0	0	0	.000	0	0	0	0	.000	0	0	0-0	0	0	0	.000
Totals	.266	24	819	167	218	38	5	32	154	362	.442	146	25	226	8	.387	16	11	37-51	621	192	24	.971
Opponents	.296	24	844	155	250	55	4	18	142	367	.435	92	29	223	11	.382	7	9	9-22	648	202	27	.969

LOB - Team (202), Opp (205). DPs turned - Team (13), Opp (15). IBB - Team (2), Rugely, C. 1, Culpepper, K 1, Opp (4). Picked off - Johnson, C. 2, Goodwin, N. 1, Salinas, O. 1, Lodice, K. 1, Hughes, D. 1, Rugely, C. 1.

(Away-Neutral Sorted by Earned run avg)

Player	era	w-l	app	gs	cg	sho	sv	ip	h	r	er	bb	so	2b	3b	hr	b/avg	wp	hp	bk	sfa	sha
37 Fajardo, German	4.80	1-1	7	7	0	0/0	0	30.0	34	18	16	12	26	5	0	2	.279	1	5	1	1	3
26 Boerema, Owen	5.12	2-0	6	6	0	0/0	0	31.2	36	18	18	11	41	7	1	0	.288	1	1	0	2	2

41 Cater, Corey	0.00	0-0	1	0	0	0/0	0	2.2	1	0	0	2	2	0	0	0	.111	2	0	0	0	0
16 Neighbors, Tyson	0.82	1-1	13	0	0	0/1	5	22.0	8	3	2	7	41	1	0	2	.108	1	3	0	0	1
35 Evans, Andrew	3.18	0-0	3	0	0	0/0	0	5.2	6	4	2	2	6	1	0	0	.250	1	0	0	0	0
38 Heyne, Kyler	3.65	3-0	7	0	0	0/0	1	12.1	10	5	5	4	11	4	0	1	.227	1	1	0	0	0
6 Buss, Mason	4.05	1-0	9	2	0	0/1	0	20.0	23	11	9	9	18	4	1	2	.295	1	3	1	2	1
34 Corsentino, Blake	5.11	2-0	7	0	0	0/0	1	12.1	19	7	7	6	15	7	0	0	.345	3	3	0	0	0
33 Rothermel, Collin	7.04	0-1	2	2	0	0/0	0	7.2	13	12	6	5	9	2	0	3	.351	0	2	0	0	0
23 Ruhl, Ty	7.54	2-3	11	0	0	0/1	0	22.2	30	25	19	9	19	7	1	1	.330	1	5	1	2	0
13 Wisenbaker, Cole	9.00	1-1	7	0	0	0/1	0	10.0	14	11	10	4	8	3	0	1	.341	1	1	0	0	0
17 Hartis, Shay	9.39	0-0	9	1	0	0/0	1	15.1	26	18	16	11	15	4	1	4	.366	2	0	0	0	1
30 Wentworth, Jackson	10.97	0-3	4	4	0	0/0	0	10.2	22	16	13	5	11	6	0	2	.415	2	3	0	0	1
11 Beck, Dalton	11.25	0-1	2	2	0	0/0	0	4.0	6	5	5	4	1	3	0	0	.333	2	2	0	0	0
36 Robertson, Trae	99.00	0-0	1	0	0	0/0	0	0.0	2	2	2	1	0	1	0	0	1.000	0	0	0	0	0
Totals	5.61	13-11	24	24	0	1/1	8	207.0	250	155	129	92	223	55	4	18	.296	19	29	3	7	9
Opponents	5.96	11-13	24	24	0	0/0	6	216.0	218	167	143	146	226	38	5	32	.266	19	25	4	16	11

PB - Team (4), Pelletier, R 4, Opp (3). Pickoffs - Team (1), Heyne, K. 1, Opp (7). SBA/ATT - Pelletier, R (9-17), Boerema, O. (2-3), Phillips, C. (0-3), Corsentino (1-3), Buss, M. (1-3), Ruhl, T. (0-3), Evans, A. (0-2), Wentworth, J (2-2), Neighbors, T (2-2), Hartis, S. (1-1), Fajardo, G. (0-1), Wisenbaker (0-1), Lobliner, J. (0-1), Heyne, K. (0-1).

LAST 5 GAMES: 3-2

HOME: 0-1 | AWAY: 3-1 | NEUTRAL: 0-0 | BIG 12: 1-0



2023 K-State Baseball Overall Statistics for Kansas State (as of Apr 23, 2023) (Last 5 Games Sorted by Batting avg)



Record: 3-2 Home: 0-1 Away: 3-1 Big 12: 1-0

Player	avg	gp-gs	ab	r	h	2b	3b	hr	rbi	tb	slg%	bb	hp	so	gdp	ob%	sf	sh	sb-att	po	a	e	fld%
7 Day, Brady	.529	5-5	17	5	9	1	0	0	2	10	.588	5	1	0	0	.652	0	1	0-0	16	13	0	1.000
25 Goodwin, Nick	.381	5-5	21	5	8	1	0	1	4	12	.571	3	2	2	0	.500	0	0	0-0	5	8	1	.929
22 Culpepper, Kaelen	.353	5-5	17	6	6	1	0	4	10	19	1.118	4	2	3	0	.500	1	0	0-0	1	13	0	1.000
8 Johnson, Cole	.350	5-5	20	5	7	3	0	0	1	10	.500	2	1	1	3	.435	0	0	0-0	7	0	0	1.000
5 Jones, Brendan	.300	5-5	20	6	6	2	0	0	1	8	.400	4	1	5	0	.440	0	0	2-2	4	0	0	1.000
28 Pelletier, Raphael	.263	5-5	19	2	5	0	0	0	3	5	.263	2	0	4	0	.333	0	1	0-0	49	6	0	1.000
18 Rugely, Cash	.208	5-5	24	3	5	0	0	0	4	5	.208	3	0	6	0	.296	0	0	0-0	9	0	0	1.000
10 Pena, Roberto	.182	5-5	22	4	4	0	0	3	4	13	.591	2	0	11	1	.250	0	0	0-0	40	0	0	1.000
15 Lodice, Kyan	.167	5-5	18	2	3	0	0	1	6	6	.333	1	0	8	1	.211	0	1	0-0	0	0	0	.000

20 Queck, Carson	.500	1-0	2	0	1	0	0	0	0	1	.500	0	0	1	0	.500	0	0	0-0	0	0	0	.000
24 Lobliner, Jayden	.000	2-0	2	0	0	0	0	0	0	0	.000	0	0	1	0	.000	0	0	0-0	0	0	0	.000
1 Hughes, Dom	.000	2-0	0	0	0	0	0	0	0	0	.000	0	0	0	0	.000	0	1	0-0	0	0	0	.000
Totals	.297	5	182	38	54	8	0	9	35	89	.489	26	7	42	5	.403	1	4	2-2	132	50	2	.989
Opponents	.300	5	180	42	54	10	1	12	40	102	.567	23	10	46	1	.408	0	3	3-7	135	43	8	.957

LOB - Team (47), Opp (42). DPs turned - Team (1), Opp (6). IBB - Team (1), Culpepper, K 1. Picked off - Lodice, K. 1.

(Last 5 Games Sorted by Earned run avg)

Player	era	w-l	app	gs	cg	sho	sv	ip	h	r	er	bb	so	2b	3b	hr	b/avg	wp	hp	bk	sfa	sha
16 Neighbors, Tyson	0.00	0-0	2	0	0	0/0	1	5.0	1	1	0	1	10	0	0	0	.063	1	2	0	0	1
37 Fajardo, German	3.60	0-0	1	1	0	0/0	0	5.0	3	2	2	1	5	0	0	1	.176	1	1	0	0	1
38 Heyne, Kyler	4.26	1-0	3	0	0	0/0	1	6.1	4	3	3	2	6	2	0	1	.174	0	0	0	0	0
26 Boerema, Owen	4.50	1-0	1	1	0	0/0	0	6.0	6	3	3	2	5	0	1	0	.273	0	0	0	0	1
33 Rothermel, Collin	7.04	0-1	2	2	0	0/0	0	7.2	13	12	6	5	9	2	0	3	.351	0	2	0	0	0

34 Corsentino, Blake	0.00	1-0	1	0	0	0/0	0	1.0	2	0	0	2	1	1	0	0	.400	0	2	0	0	0
13 Wisenbaker, Cole	4.50	0-0	2	0	0	0/0	0	2.0	2	1	1	2	0	0	0	0	.333	0	0	0	0	0
6 Buss, Mason	6.75	0-0	2	0	0	0/0	0	4.0	4	3	3	2	5	1	0	1	.250	1	1	0	0	0
30 Wentworth, Jackson	18.00	0-1	1	1	0	0/0	0	3.0	8	6	6	0	0	1	0	4	.500	0	0	0	0	0
23 Ruhl, Ty	21.00	0-0	2	0	0	0/0	0	3.0	8	7	7	3	3	3	0	0	.500	0	2	0	0	0
17 Hartis, Shay	36.00	0-0	1	0	0	0/0	0	1.0	3	4	4	3	2	0	0	2	.500	0	0	0	0	0
Totals	6.95	3-2	5	5	0	0/0	2	44.0	54	42	34	23	46	10	1	12	.300	3	10	0	0	3
Opponents	6.60	2-3	5	5	0	0/0	0	45.0	54	38	33	26	42	8	0	9	.297	5	7	0	1	4

PB - Team (3), Pelletier, R 3. Pickoffs - Team (0), Opp (1). SBA/ATT - Pelletier, R (3-7), Wisenbaker (0-2), Boerema, O. (2-2), Buss, M. (1-1), Ruhl, T. (0-1), Wentworth, J (0-1).

LAST10 GAMES: 7-3

HOME: 1-1 | AWAY: 6-2 | NEUTRAL: 0-0 | BIG 12: 4-1



2023 K-State Baseball Overall Statistics for Kansas State (as of Apr 23, 2023) (Last 10 Games Sorted by Batting avg)



Record: 7-3 Home: 1-1 Away: 6-2 Big 12: 4-1

Player	avg	gp-gs	ab	r	h	2b	3b	hr	rbi	tb	slg%	bb	hp	so	gdp	ob%	sf	sh	sb-att	po	a	e	fld%
7 Day, Brady	.486	10-10	35	8	17	2	0	0	2	19	.543	10	1	4	0	.609	0	1	0-1	26	23	0	1.000
25 Goodwin, Nick	.333	10-10	39	9	13	1	0	3	11	23	.590	6	2	4	1	.429	2	0	2-2	9	15	1	.960
8 Johnson, Cole	.308	10-10	39	9	12	4	0	2	7	22	.564	4	1	7	3	.378	1	0	1-1	8	0	0	1.000
28 Pelletier, Raphael	.289	10-10	38	2	11	2	0	0	6	13	.342	4	0	8	1	.357	0	1	0-0	87	14	1	.990
22 Culpepper, Kaelen	.286	10-10	35	10	10	3	0	4	12	25	.714	6	5	9	0	.447	1	0	2-2	5	25	1	.968
10 Pena, Roberto	.268	10-10	41	6	11	1	0	3	10	21	.512	4	0	19	1	.333	0	0	2-2	82	0	0	1.000
5 Jones, Brendan	.263	10-10	38	9	10	2	2	1	3	19	.500	5	1	7	0	.364	0	0	4-4	14	0	0	1.000
18 Rugely, Cash	.214	10-10	42	9	9	1	0	0	5	10	.238	9	0	12	1	.353	0	0	1-1	20	0	0	1.000
15 Lodice, Kyan	.208	8-7	24	4	5	0	0	2	8	11	.458	2	0	10	1	.269	0	1	1-1	0	0	0	.000

20 Queck, Carson	.500	1-0	2	0	1	0	0	0	0	1	.500	0	0	1	0	.500	0	0	0-0	0	0	0	.000
1 Hughes, Dom	.091	5-3	11	1	1	0	0	0	0	1	.091	3	1	4	0	.333	0	1	0-0	5	0	0	1.000
24 Lobliner, Jayden	.000	3-0	3	0	0	0	0	0	0	0	.000	1	0	2	0	.250	0	0	0-0	0	0	0	.000
Totals	.288	10	347	67	100	16	2	15	64	165	.476	54	11	87	8	.397	4	4	13-14	258	91	5	.986
Opponents	.255	10	337	60	86	21	1	15	57	154	.457	40	14	91	1	.358	0	5	5-10	263	81	10	.972

LOB - Team (90), Opp (79). DPs turned - Team (1), Opp (10). CI - Team (1), Pelletier, R 1. IBB - Team (1), Culpepper, K 1, Opp (2). Picked off - Johnson, C. 1, Lodice, K. 1, Hughes, D. 1.

(Last 10 Games Sorted by Earned run avg)

Player	era	w-l	app	gs	cg	sho	sv	ip	h	r	er	bb	so	2b	3b	hr	b/avg	wp	hp	bk	sfa	sha
16 Neighbors, Tyson	0.00	0-0	5	0	0	0/0	3	10.0	2	1	0	2	21	0	0	0	.063	1	2	0	0	1
33 Rothermel, Collin	3.95	1-1	3	3	0	0/1	0	13.2	15	12	6	7	15	2	0	3	.268	1	4	0	0	1
37 Fajardo, German	4.40	1-0	3	3	0	0/0	0	14.1	12	7	7	5	11	3	0	1	.226	1	2	1	0	1
26 Boerema, Owen	5.40	1-0	2	2	0	0/0	0	11.2	13	7	7	5	12	2	1	0	.283	0	0	0	0	1

34 Corsentino, Blake	3.60	1-0	3	0	0	0/0	0	5.0	6	2	2	2	7	4	0	0	.261	1	2	0	0	0
38 Heyne, Kyler	4.00	2-0	4	0	0	0/0	1	9.0	5	4	4	3	8	2	0	2	.156	0	0	0	0	0
6 Buss, Mason	4.50	0-0	3	0	0	0/0	0	6.0	7	3	3	4	6	2	0	1	.280	1	1	0	0	0
13 Wisenbaker, Cole	4.50	0-0	2	0	0	0/0	0	2.0	2	1	1	2	0	0	0	0	.333	0	0	0	0	0
23 Ruhl, Ty	11.05	1-0	5	0	0	0/1	0	7.1	10	9	9	6	7	4	0	1	.323	0	2	0	0	0
30 Wentworth, Jackson	18.00	0-2	2	2	0	0/0	0	5.0	11	10	10	1	1	2	0	5	.458	0	1	0	0	1
17 Hartis, Shay	18.00	0-0	2	0	0	0/0	0	2.0	3	4	4	3	3	0	0	2	.333	0	0	0	0	0
Totals	5.44	7-3	10	10	0	1/1	4	86.0	86	60	52	40	91	21	1	15	.255	5	14	1	0	5
Opponents	6.26	3-7	10	10	0	0/0	0	87.2	100	67	61	54	87	16	2	15	.288	12	11	1	4	4

PB - Team (4), Pelletier, R 4. Pickoffs - Team (0), Opp (3). SBA/ATT - Pelletier, R (5-10), Wisenbaker (0-2), Wentworth, J (1-2), Boerema, O. (2-2), Fajardo, G. (0-1), Buss, M. (1-1), Corsentino (1-1), Ruhl, T. (0-1).

LAST SERIES: UC IRVINE

RECORD: 2-1



2023 K-State Baseball
Overall Statistics for Kansas State (as of Apr 23, 2023)
(UCI Series Sorted by Batting avg)



Record: 2-1 Home: 0-0 Away: 2-1 Big 12: 0-0

Player	avg	gp-gs	ab	r	h	2b	3b	hr	rbi	tb	slg%	bb	hp	so	gdp	ob%	sf	sh	sb-att	po	a	e	fld%
7 Day, Brady	.444	3-3	9	2	4	1	0	0	1	5	.556	3	0	0	0	.583	0	1	0-0	9	9	0	1.000
25 Goodwin, Nick	.357	3-3	14	3	5	1	0	1	3	9	.643	1	0	2	0	.400	0	0	0-0	4	4	0	1.000
5 Jones, Brendan	.308	3-3	13	3	4	1	0	0	0	5	.385	2	0	3	0	.400	0	0	2-2	4	0	0	1.000
8 Johnson, Cole	.300	3-3	10	1	3	0	0	0	1	3	.300	2	1	1	2	.462	0	0	0-0	6	0	0	1.000
28 Pelletier, Raphael	.273	3-3	11	0	3	0	0	0	3	3	.273	0	0	3	0	.273	0	1	0-0	27	3	0	1.000
22 Culpepper, Kaelen	.222	3-3	9	3	2	0	0	1	1	5	.556	3	1	2	0	.462	0	0	0-0	0	7	0	1.000
10 Pena, Roberto	.167	3-3	12	1	2	0	0	1	2	5	.417	1	0	8	0	.231	0	0	0-0	23	0	0	1.000
15 Lodice, Kyan	.125	3-3	8	0	1	0	0	0	0	1	.125	0	0	4	0	.125	0	1	0-0	0	0	0	.000
18 Rugely, Cash	.077	3-3	13	0	1	0	0	0	0	1	.077	2	0	4	0	.200	0	0	0-0	4	0	0	1.000

20 Queck, Carson	.500	1-0	2	0	1	0	0	0	0	1	.500	0	0	1	0	.500	0	0	0-0	0	0	0	.000
24 Lobliner, Jayden	.000	1-0	1	0	0	0	0	0	0	0	.000	0	0	0	0	.000	0	0	0-0	0	0	0	.000
1 Hughes, Dom	.000	1-0	0	0	0	0	0	0	0	0	.000	0	0	0	0	.000	0	1	0-0	0	0	0	.000
Totals	.255	3	102	13	26	3	0	3	11	38	.373	14	2	28	2	.356	0	4	2-2	78	27	0	1.000
Opponents	.258	3	97	14	25	3	1	4	14	42	.433	10	7	26	1	.368	0	3	2-4	81	19	2	.980

LOB - Team (28), Opp (25). DPs turned - Team (1), Opp (2). IBB - Team (1), Culpepper, K 1. Picked off - Lodice, K. 1.

(UCI Series Sorted by Earned run avg)

Player	era	w-l	app	gs	cg	sho	sv	ip	h	r	er	bb	so	2b	3b	hr	b/avg	wp	hp	bk	sfa	sha
16 Neighbors, Tyson	0.00	0-0	1	0	0	0/0	1	3.0	0	0	0	0	7	0	0	0	.000	0	2	0	0	1
37 Fajardo, German	3.60	0-0	1	1	0	0/0	0	5.0	3	2	2	1	5	0	0	1	.176	1	1	0	0	1
26 Boerema, Owen	4.50	1-0	1	1	0	0/0	0	6.0	6	3	3	2	5	0	1	0	.273	0	0	0	0	1
33 Rothermel, Collin	10.80	0-1	1	1	0	0/0	0	5.0	9	6	6	1	5	2	0	3	.375	0	1	0	0	0

6 Buss, Mason	0.00	0-0	1	0	0	0/0	0	2.0	2	0	0	0	2	0	0	0	.250	0	0	0	0	0
38 Heyne, Kyler	0.00	0-0	1	0	0	0/0	1	1.1	0	0	0	0	0	0	0	0	.000	0	0	0	0	0
34 Corsentino, Blake	0.00	1-0	1	0	0	0/0	0	1.0	2	0	0	2	1	1	0	0	.400	0	2	0	0	0
13 Wisenbaker, Cole	9.00	0-0	1	0	0	0/0	0	1.0	2	1	1	1	0	0	0	0	.500	0	0	0	0	0
23 Ruhl, Ty	10.80	0-0	1	0	0	0/0	0	1.2	1	2	2	3	1	0	0	0	.200	0	1	0	0	0
Totals	4.85	2-1	3	3	0	0/0	2	26.0	25	14	14	10	26	3	1	4	.258	1	7	0	0	3
Opponents	4.00	1-2	3	3	0	0/0	0	27.0	26	13	12	14	28	3	0	3	.255	4	2	0	0	4

PB - Team (1), Pelletier, R 1. Pickoffs - Team (0), Opp (1). SBA/ATT - Pelletier, R (2-4), Boerema, O. (2-2), Ruhl, T. (0-1), Wisenbaker (0-1).

SERIES BOX SCORES



2023 K-State Baseball
Kansas State at UC Irvine
Apr 21, 2023 at Irvine, Calif. (Anteater Ballpark)



2023 K-State Baseball
Kansas State at UC Irvine
Apr 22, 2023 at Irvine, Calif. (Anteater Ballpark)



Kansas State 6 (25-15)

Player	ab	r	h	rbi	bb	so	po	a	lob
Rugely, Cash rf	5	0	1	0	0	2	0	3	
Jones, Brendan cf	5	2	3	0	0	1	0	0	2
Goodwin, Nick ss	4	2	2	2	1	0	1	1	0
Day, Brady 2b	3	0	0	0	1	0	2	3	1
Culpepper, Kaelen 3b	3	2	2	1	1	0	4	0	4
Pena, Roberto 1b	4	0	0	0	1	4	9	0	0
Johnson, Cole lf	3	0	1	1	1	0	0	3	
Lodice, Kyan dh	4	0	1	0	0	2	0	0	2
Pelletier, Raphael c	3	0	1	1	0	1	13	0	0
Boerema, Owen p	0	0	0	0	0	0	1	0	0
Neighbors, Tyson p	0	0	0	0	0	0	2	0	0
Totals	34	6	11	5	5	9	27	11	11

UC Irvine 3 (22-12)

Player	ab	r	h	rbi	bb	so	po	a	lob
Kendle, C. rf	4	0	1	1	0	1	0	0	1
Oyama, J. 3b	4	0	1	0	0	0	0	0	1
Martinez, An 1b	4	0	0	0	2	7	1	2	
Call, C. dh	3	0	1	0	1	2	0	0	0
McCaffrey, T c	3	0	0	0	0	1	11	0	0
Gleed, D. ss	3	1	1	0	0	0	1	3	0
Stinson, J. ph	1	0	0	0	0	1	0	0	0
Smith, My. lf	4	0	0	0	0	4	3	0	1
Bermudez, W. 2b	1	1	0	0	1	0	3	3	0
Spillane, L. cf	3	1	2	2	0	1	2	0	1
Pinto, N. p	0	0	0	0	0	0	0	0	0
Antone, A. p	0	0	0	0	0	0	0	0	0
Rincover, N. p	0	0	0	0	0	0	1	0	0
Wall, F. p	0	0	0	0	0	0	0	0	0
Brooks, T. p	0	0	0	0	0	0	0	1	0
Totals	30	3	6	3	2	12	27	10	6

Kansas State 6 (26-15)

Player	ab	r	h	rbi	bb	so	po	a	lob
Rugely, Cash rf	4	0	0	0	1	1	0	0	0
Jones, Brendan cf	4	1	1	0	1	2	3	0	3
Goodwin, Nick ss	5	1	1	1	0	0	1	2	1
Day, Brady 2b	2	2	1	1	2	0	3	3	0
Culpepper, Kaelen 3b	3	0	0	0	1	1	0	0	1
Lodice, Kyan dh	2	0	0	0	0	2	0	0	0
Loblimer, Jayden ph/dh	1	0	0	0	0	0	0	0	0
Hughes, Dom ph	0	0	0	0	0	0	0	0	0
Johnson, Cole lf	4	1	1	0	0	1	4	0	0
Pelletier, Raphael c	4	0	1	1	0	0	7	2	1
Pena, Roberto 1b	4	1	2	2	0	1	8	0	0
Fajardo, German p	0	0	0	0	0	0	1	0	0
Ruhl, Ty p	0	0	0	0	0	0	0	0	0
Corsentino, Blake p	0	0	0	0	0	0	0	0	0
Heyne, Kyler p	0	0	0	0	0	0	0	0	0
Totals	33	6	7	5	5	8	27	8	6

UC Irvine 4 (22-13)

Player	ab	r	h	rbi	bb	so	po	a	lob
Kendle, C. lf	4	1	1	0	0	0	2	0	0
Oyama, J. 3b	3	2	1	2	2	1	0	4	1
Martinez, An 1b	4	1	1	0	0	0	6	0	3
Call, C. dh	4	0	0	0	1	2	0	0	0
Garcia-Pac. c	3	0	1	1	0	0	8	0	0
Stinson, J. rf	4	0	0	0	1	2	0	0	3
Gleed, D. ss	4	0	1	1	0	1	5	2	1
Bermudez, W. 2b	3	0	1	0	1	1	2	1	2
Spillane, L. cf	2	0	0	0	1	0	4	0	1
Suarez, D. p	0	0	0	0	0	0	0	0	0
Rincover, N. p	0	0	0	0	0	0	0	0	0
Wheeler, C. p	0	0	0	0	0	0	0	0	0
King, J. p	0	0	0	0	0	0	0	0	0
Totals	31	4	6	4	6	7	27	7	11

Score by Innings

	1	2	3	4	5	6	7	8	9	R	H	E
Kansas State	0	1	2	0	0	0	1	0	2	6	11	0
UC Irvine	0	0	0	0	3	0	0	0	0	3	6	1

E - Martinez, An. DP - KSU 1; UCI 1. LOB - KSU 11; UCI 6. 3B - Spillane, L. HR - Goodwin, N.; Culpepper, K.
HBP - Culpepper, K; Johnson, C.; Bermudez, W. 2. SH - Day, B.; Lodice, K.; Pelletier, R; McCaffrey, T;
Spillane, L. SB - Jones, B. 2; Oyama, J.; Call, C..

Kansas State	ip	h	r	er	bb	so	ab	bf	np
Boerema, Owen	6.0	6	3	3	2	5	22	25	96
Neighbors, Tyson	3.0	0	0	0	0	7	8	11	40

UC Irvine	ip	h	r	er	bb	so	ab	bf	np
Pinto, N.	3.1	6	3	3	2	2	14	18	68
Antone, A.	1.2	1	0	0	1	3	6	7	38
Rincover, N.	0.2	0	0	0	0	1	2	2	5
Wall, F.	1.1	2	1	1	0	1	6	6	25
Brooks, T.	2.0	2	2	2	2	2	6	11	34

Win - Boerema, O. (5-1). Loss - Wall, F. (2-1). Save - Neighbors, T (7).
WP - Brooks, T.. HBP - by Pinto, N. (Culpepper, K); by Neighbors, T (Bermudez, W.); by Brooks, T. (Johnson, C.); by Neighbors, T (Bermudez, W.). Inherited runners/scored: Antone, A. 1/0. Pitches/strikes: Boerema, O. 96/60; Neighbors, T. 40/27; Pinto, N. 68/41; Antone, A. 38/23; Rincover, N. 5/4; Wall, F. 25/14; Brooks, T. 34/21.

Umpires - HP: Patrick Riley 1B: Shawn Rakos 2B: David Buck 3B: Nathan White
Start: 6:05 PM Time: 2:40 Attendance: 772
Weather: There's a volleyball tourney

Score by Innings

	1	2	3	4	5	6	7	8	9	R	H	E
Kansas State	0	2	0	0	2	0	0	1	1	6	7	0
UC Irvine	2	0	0	0	0	1	1	0	0	4	6	1

E - King, J.(2). DP - UCI 1. LOB - KSU 6; UCI 11. 2B - Jones, B.(10); Goodwin, N.(5); Bermudez, W.(7). HR - Pena, R.(11); Oyama, J.(4). HBP - Kendle, C.; Martinez, An; Garcia-Pac. 2. SH - Hughes, D.(2); Spillane, L.(5). CS - Spillane, L.(2).

Kansas State	ip	h	r	er	bb	so	ab	bf	np
Fajardo, German	5.0	3	2	2	1	5	17	20	100
Ruhl, Ty	1.2	1	2	2	3	1	5	9	35
Corsentino, Blake	1.0	2	0	0	2	1	5	9	29
Heyne, Kyler	1.1	0	0	0	0	4	4	15	

UC Irvine	ip	h	r	er	bb	so	ab	bf	np
Suarez, D.	5.0	6	4	4	2	7	21	23	87
Rincover, N.	1.1	0	0	0	0	0	4	4	9
Wheeler, C.	0.2	0	1	0	3	0	2	5	28
King, J. p	2.0	1	1	1	0	1	6	7	19

Win - Corsentino (2-0). Loss - Wheeler, C. (2-1). Save - Heyne, K. (1).
WP - Fajardo, G.(1); Suarez, D.(3). HBP - by Fajardo, G. (Garcia-Pac.); by Ruhl, T. (Martinez, An); by Corsentino (Garcia-Pac.); by Corsentino (Kendle, C.). Inherited runners/scored: Corsentino 1/1; Heyne, K. 3/0; King, J. 2/1. Pitches/strikes: Fajardo, G. 100/64; Ruhl, T. 35/14; Corsentino 29/14; Heyne, K. 15/10; Suarez, D. 87/56; Rincover, N. 9/5; Wheeler, C. 28/13; King, J. 19/15.

Umpires - HP: Shawn Rakos 1B: David Buck 2B: Nathan White 3B: Patrick Riley
Start: 1:05 PM Time: 2:42 Attendance: 604
Weather: Earth is our favorite planet
Wheeler, C. faced 2 batters in the 8th.



2023 K-State Baseball
Kansas State at UC Irvine
Apr 23, 2023 at Irvine, Calif. (Anteater Ballpark)



Kansas State 1 (26-16)

Player	ab	r	h	rbi	bb	so	po	a	lob
Rugely, Cash rf	4	0	0	0	1	3	1	0	0
Jones, Brendan cf	4	0	0	0	1	0	1	0	3
Goodwin, Nick ss	5	0	2	0	0	2	2	1	3
Day, Brady 2b	4	0	3	0	0	0	4	3	1
Culpepper, Kaelen 3b	3	1	0	0	1	0	3	0	0
Lodice, Kyan dh	2	0	0	0	0	0	0	2	
Queck, Carson ph/dh	2	0	1	0	0	1	0	0	1
Johnson, Cole lf	3	0	1	0	1	0	2	0	1
Pelletier, Raphael c	4	0	1	1	0	2	7	1	0
Pena, Roberto 1b	4	0	0	0	0	3	6	0	0
Rothermel, Collin p	0	0	0	0	0	0	1	0	0
Wisenbaker, Cole p	0	0	0	0	0	0	0	0	0
Buss, Mason p	0	0	0	0	0	0	0	0	0
Totals	35	1	8	1	4	11	24	8	11

UC Irvine 7 (23-13)

Player	ab	r	h	rbi	bb	so	po	a	lob
Oyama, J. 3b	4	0	0	0	1	0	1	0	0
Bermudez, W. 2b	5	0	1	1	0	2	0	2	0
Kendle, C. lf	4	2	2	0	0	0	4	0	0
Martinez, An 1b	4	1	3	2	0	0	1	0	2
McCaffrey, T dh	4	0	1	0	0	3	0	0	2
Call, C. rf	4	1	1	0	0	2	0	0	0
Slinson, J. rf	0	0	0	0	0	0	1	0	0
Garcia-Pac. c	4	0	1	1	0	0	12	0	0
Gleed, D. ss	4	2	3	3	0	0	4	0	1
Spillane, L. cf	3	1	1	0	1	0	4	0	3
Stanford, M. p	0	0	0	0	0	0	0	0	0
Rincover, N. p	0	0	0	0	0	0	0	0	0
Wall, F. p	0	0	0	0	0	0	0	0	0
King, J. p	0	0	0	0	0	0	0	0	0
Totals	36	7	13	7	2	7	27	2	8

Score by Innings

	1	2	3	4	5	6	7	8	9	R	H	E
Kansas State	0	0	0	0	0	0	1	0	0	1	8	0
UC Irvine	0	3	0	1	2	0	1	0	X	7	13	0

LOB - KSU 11; UCI 8. 2B - Day, B.(7); Call, C.(4); Spillane, L.(3). HR - Martinez, An(8); Gleed, D. 2(3). HBP - Kendle, C.. CS - Oyama, J.(2).

Kansas State	ip	h	r	er	bb	so	ab	bf	np
Rothermel, Collin	5.0	9	6	6	1	5	24	26	82
Wisenbaker, Cole	1.0	2	1	1	1	0	4	5	24
Buss, Mason	2.0	2	0	0	0	2	8	8	25

UC Irvine	ip	h	r	er	bb	so	ab	bf	np
Stanford, M.	6.0	4	1	1	1	6	22	23	83
Rincover, N.	0.0	2	0	0	1	0	2	3	7
Wall, F.	1.2	1	0	0	0	2	6	6	31
King, J.	1.1	1	0	0	2	3	5	7	35

Win - Stanford, M. (3-2). Loss - Rothermel, C.(1-2). Save - None.
WP - King, J. 2(0). HBP - by Rothermel, C (Kendle, C.). PB - Pelletier, R(6). Inherited runners/scored: Buss, M. 2/1; Rincover, N. 1/1; Wall, F. 3/0; King, J. 1/0. Pitches/strikes: Rothermel, C. 82/52; Wisenbaker 24/11; Buss, M. 25/16; Stanford, M. 83/57; Rincover, N. 7/3; Wall, F. 31/18; King, J. 35/21.

Umpires - HP: David Buck 1B: Nathan White 2B: Patrick Riley 3B: Shawn Rakos
Start: 1:05 PM Time: 2:35 Attendance: 840
Weather: Sunday funday
Stanford, M. faced 1 batter in the 7th.
Rincover, N. faced 3 batters in the 7th.
Wisenbaker faced 2 batters in the 7th.



MASON
Buss

RIGHT-HANDED PITCHER

6

K-STATE WILDCATS

YR HT WT B/T
FR 5-11 190 R/R

HOMETOWN
PEWAUKEE, WIS.
PREV SCHOOL
ARROWHEAD HS

SEASON STATS

W-L	ERA	G-GS	SV	IP	BB	SO	WHIP
3-1	3.03	16-3	0	38.2	13	37	1.50
SV/OPP	IRS/IR	BB/9	K/9	K/BB			
0	14/5	3.0	8.6	2.8			

NOTES

- Made first college start at Creighton on March 15, 2023; earned the victory in 3-0 shutout
- Earned his first collegiate victory in the series finale against Youngstown State (March 12, 2023)
- Named first team all-state and Conference Player of the Year in senior campaign at Arrowhead HS
- Rated 17th overall and 6th RHP in Wisconsin by Perfect Game
- Born July 30, 2003

SEASON HIGHS

Category	Highs	Opponent (last time)	Date
IP	5.0	(2x) NEBRASKA	4/4/23
H	6	at Air Force	3/28/23
R	7	at Air Force	3/28/23
ER	5	at Air Force	3/28/23
BB	3	at Air Force	3/28/23
K	7	at Creighton	3/15/23

CAREER HIGHS

Category	Highs	Opponent (last time)	Date
IP	5.0	(2x) NEBRASKA	4/4/23
H	6	at Air Force	3/28/23
R	7	at Air Force	3/28/23
ER	5	at Air Force	3/28/23
BB	3	at Air Force	3/28/23
K	7	at Creighton	3/15/23

KEEPING TRACK (STARTS)

	2023	CAREER
6.0+ IP	0	0
3+ K	1	1
In 5+ IP...		
Walked None	1	1
Allowed 0 Runs	1	1
Allowed 2 or Fewer Runs	3	3
Allowed 0 Hits	0	0

KEEPING TRACK (RELIEF)

	2023	CAREER
2.0+ IP	7	7
3+ K	5	5
In 2+ IP...		
Walked None	4	4
Allowed 0 Runs	4	4
Allowed 2 or Fewer Runs	7	7
Allowed 0 Hits	0	0

LAST TIME

Last Win	3/25/23, OKLAHOMA (W, 7-6)
Last Loss	4/4/23, NEBRASKA (L, 1-6)
Last Save	--
Last Appearance	4/23/23, at UC Irvine (L, 1-7)
Last Start	4/4/23, NEBRASKA (L, 1-6)
Last Relief	4/23/23, at UC Irvine (L, 1-7)

MASON BUSS' CAREER PITCHING LINES

DATE	OPPONENT	GS	IP	H	R	ER	BB	K	NP	DEC	SCORE
2/19/23	at SFA		0.2	2	2	2	1	0	22	--	14-8
2/22/23	at Lamar		3.2	4	0	0	1	3	--	--	3-4
2/25/23	vs. Sam Houston		0.1	0	0	0	0	1	4	--	3-8
2/28/23	at Omaha		1.2	2	2	2	0	2	31	--	6-7
3/6/23	STONEHILL		4.0	4	1	0	0	3	65	--	6-6
3/12/23	YOUNGSTOWN		2.0	1	1	0	0	3	28	W	16-2
3/15/23	at Creighton	*	5.0	1	0	0	2	7	80	W	3-0
3/19/23	at Baylor		1.0	3	0	0	0	2	28	--	4-8
3/21/23	ST. THOMAS		2.0	1	1	0	1	3	31	--	11-3
3/25/23	OKLAHOMA		2.2	2	0	0	0	2	35	W	7-6
3/28/23	at Air Force	*	3.2	6	7	5	3	0	76	--	12-9
3/1/23	#24 WEST VA.		1.0	0	0	0	1	1	21	--	7-1
4/4/23	NEBRASKA	*	5.0	5	2	1	0	4	88	L	1-6
4/9/23	at #21 Texas		2.0	3	0	0	2	1	48	--	2-8
4/18/23	WICHITA STATE		2.0	2	3	3	2	3	58	--	4-10
4/23/23	at UC Irvine		2.0	2	0	0	0	2	25	--	1-7
TOTAL	16 appearances	3	38.2	38	19	13	13	37	640	3-1	

CAREER STATS

YEAR	ERA	W	L	APP	GS	CG	SHO	CBO	SV	IP	H	R	ER	BB	SO	2B	3B	HR	BF	B/AVG	WP	HBP	BK	SFA	SHA
2023	3.03	3	1	16	3	0	0	1	0	38.2	38	19	13	13	37	6	1	3	171	.260	3	6	1	4	2
TOTAL	3.03	3	1	16	3	0	0	1	0	38.2	38	19	13	13	37	6	1	3	171	.260	3	6	1	4	2



OWEN
Boerema

LEFT-HANDED PITCHER

YR HT WT B/T
SR 6-5 225 L/L

HOMETOWN
LITCHFIELD, MINN.

PREV SCHOOL
UNIV. OF NORTHWESTERN

SEASON STATS

W-L	ERA	G-GS	CG	IP	BB	SO	WHIP
5-1	4.37	10-10	0	55.2	20	69	1.57

QS	IP/START	BB/9	K/9	K/BB
4	5.1	3.2	11.2	3.5

NOTES

- Struck out a career-high 12 against #21 Texas
- Allowed just one earned run against No. 1 LSU through 4.1 innings with seven strikeouts
- Spent three seasons at DIII member University of Northwestern in St. Paul, Minn.
- Appeared in 28 games (26 starts) going 16-4 with a 1.88 ERA (37 ER, 177 IP) and 240 strikeouts against 51 walks...
- Set single-season strikeout record with 139 and single-game record with 21 in 2022...
- Three-time letterwinner, all-conference and all-state selection at Litchfield HS
- Minnesota state record holder for longest hitting streak (34 games), holds school record for career ERA, strikeouts, and wins
- Born Jan. 9, 2001 in Litchfield, Minn.

SEASON HIGHS

Category	Highs	Opponent (last time)	Date
IP	7.0	at #21 Texas	4/8/23
H	8	at #21 Texas	4/8/23
R	5	at Stephen F. Austin	2/17/23
ER	5	at Stephen F. Austin	2/17/23
BB	4	ARMY	3/3/23
K	12	at #21 Texas	4/8/23

CAREER HIGHS

Category	Highs	Opponent (last time)	Date
IP	7.0	at #21 Texas	4/8/23
H	8	at #21 Texas	4/8/23
R	5	at Stephen F. Austin	2/17/23
ER	5	at Stephen F. Austin	2/17/23
BB	4	ARMY	3/3/23
K	12	at #21 Texas	4/8/23

KEEPING TRACK (STARTS)

	2023	CAREER
6.0+ IP	6	6
3+ K	9	9
In 5+ IP...		
Walked None	0	0
Allowed 0 Runs	0	0
Allowed 2 or Fewer Runs	4	4
Allowed 0 Hits	0	0

LAST TIME

Last Win	4/21/23, at UC Irvine (W, 6-3)
Last Loss	3/31/23, #24 WEST VIRGINIA (L, 3-8)
Last Save	--
Last Appearance	4/21/23, at UC Irvine (W, 6-3)
Last Start	4/21/23, at UC Irvine (W, 6-3)
Last Relief	--

OWEN BOEREMA'S CAREER PITCHING LINES

DATE	OPPONENT	GS	IP	H	R	ER	BB	K	NP	DEC	SCORE
2/17/23	at SFA	*	3.0	5	5	5	3	4	68	--	7-6
2/24/23	vs. LSU	*	4.1	4	1	1	0	7	68	--	3-7
3/3/23	ARMY	*	6.0	3	1	1	4	7	107	W	4-1
3/10/23	YOUNGSTOWN	*	6.0	7	2	0	1	8	111	W	20-4
3/17/23	at Baylor	*	5.2	6	1	1	2	6	103	W	8-1
3/24/23	OKLAHOMA	*	6.0	6	1	1	3	7	114	W	7-1
3/31/23	#24 WEST VA.	*	6.0	10	7	7	1	6	94	L	3-8
4/7/23	at #21 Texas	*	7.0	8	4	4	1	12	127	--	5-6
4/14/23	at Kansas	*	5.2	7	4	4	3	7	96	--	5-4
4/21/23	at UC Irvine	*	6.0	6	3	3	2	5	96	W	6-3
TOTAL	10 appearances	10	55.2	62	39	27	20	69	984	5-1	

CAREER STATS

YEAR	ERA	W	L	APP	GS	CG	SHO	CBO	SV	IP	H	R	ER	BB	SO	2B	3B	HR	BF	B/AVG	WP	HBP	BK	SFA	SHA
2023	4.37	5	1	10	10	0	0	0	0	55.2	62	29	27	20	69	13	1	2	250	.282	1	4	2	2	4
TOTAL	4.37	5	1	10	10	0	0	0	0	55.2	62	29	27	20	69	13	1	2	250	.282	1	4	2	2	4



JACKSON
Wentworth

RIGHT-HANDED PITCHER

YR **R-FR** HT **6-1** WT **205** B/T **R/R**

HOMETOWN
URBANDALE, IOWA
PREV SCHOOL
WAUKEE HS

SEASON STATS

W-L	ERA	G-GS	CG	IP	BB	SO	WHIP
1-4	8.72	10-8	0	32.0	11	27	2.03
GS	IP/START	BB/9	K/9	K/BB			
0	3.0	3.1	7.6	2.5			

HONORS

Big 12 Commissioner's Honor Roll (Fall 2021)

NOTES

- Did not appear in a game in 2022
- Rated No. 3 overall and No. 2 RHP in Iowa by Perfect Game out of high school
- Named first team all-state in 2021 going 8-2 in 10 starts with a 1.08 ERA (9 ER, 58.1 IP)
- Born Aug. 8, 2002 in Urbandale, Iowa

SEASON HIGHS

Category	Highs	Opponent (last time)	Date
IP	5.0	STONEHILL	3/4/23
H	10	vs. Sam Houston	2/25/23
R	6	at Stephen F. Austin	2/19/23
ER	4	(3x) at #21 Texas	4/9/23
BB	4	at Baylor	3/18/23
K	6	STONEHILL	3/4/23

CAREER HIGHS

Category	Highs	Opponent (last time)	Date
IP	5.0	STONEHILL	3/4/23
H	10	vs. Sam Houston	2/25/23
R	6	at Stephen F. Austin	2/19/23
ER	4	(3x) at #21 Texas	4/9/23
BB	4	at Baylor	3/18/23
K	6	STONEHILL	3/4/23

KEEPING TRACK (STARTS)

	2022	2023	CAREER
6.0+ IP	0	0	0
3+ K	0	4	4
In 5+ IP...			
Walked None	0	0	0
Allowed 0 Runs	0	0	0
Allowed 2 or Fewer Runs	0	1	1
Allowed 0 Hits	0	0	0

KEEPING TRACK (RELIEF)

	2023	CAREER
2.0+ IP	2	2
3+ K	2	2
In 2+ IP...		
Walked None	2	2
Allowed 0 Runs	1	1
Allowed 2 or Fewer Runs	2	2
Allowed 0 Hits	0	0

LAST TIME

Last Win	3/4/23, STONEHILL (W, 25-3)
Last Loss	4/18/23, WICHITA TEXAS (L, 4-10)
Last Save	--
Last Appearance	4/18/23, WICHITA TEXAS (L, 4-10)
Last Start	4/18/23, WICHITA TEXAS (L, 4-10)
Last Relief	4/2/23, #24 WEST VIRGINIA (L, 6-10)

JACKSON WENTWORTH'S CAREER PITCHING LINES

DATE	OPPONENT	GS	IP	H	R	ER	BB	K	NP	DEC	SCORE
2/19/23	at SFA	*	2.0	5	6	4	0	2	58	--	14-8
2/25/23	vs. Sam Houston	*	3.2	10	4	3	0	5	83	L	3-8
3/4/23	STONEHILL	*	5.0	5	2	2	2	6	76	W	25-3
3/11/23	YOUNGSTOWN	*	3.1	6	4	4	1	3	76	--	9-6
3/18/23	at Baylor	*	3.0	4	2	2	3	0	64	L	4-8
3/22/23	ST. THOMAS	*	3.0	3	0	0	0	3	40	--	1-2
3/26/23	OKLAHOMA	*	3.1	3	4	4	3	1	60	--	8-7
4/2/23	#24 WEST VA	*	3.2	3	2	2	0	3	50	--	6-10
4/9/23	at #21 Texas	*	2.0	3	4	4	1	1	43	L	2-8
4/18/23	WICHITA STATE	*	3.0	8	6	6	0	0	59	L	4-10
TOTAL	10 appearances	8	32.0	50	34	31	11	27	609	1-4	

CAREER STATS

YEAR	ERA	W	L	APP	GS	CG	SHO	CBO	SV	IP	H	R	ER	BB	SO	2B	3B	HR	BF	B/AVG	WP	HBP	BK	SFA	SHA
2022	REDSHIRT																								
2023	8.72	1	4	10	8	0	0	0	0	32.0	50	34	31	11	27	13	0	7	158	.362	2	4	0	3	2
TOTAL	8.72	1	4	10	8	0	0	0	0	32.0	50	34	31	11	27	13	0	7	158	.362	2	4	0	3	2



COLLIN
Rothermel

RIGHT-HANDED PITCHER

YR **SO** HT **6-1** WT **175** B/T **R/R**

HOMETOWN
SAN DIEGO, CALIF.
PREV SCHOOL
RANCHO BERNARDO HS

SEASON STATS

W-L	ERA	G-GS	CG	IP	BB	SO	WHIP
1-2	1.64	4-4	0	116.0	9	15	1.91

QS	IP/START	BB/9	K/9	K/BB
1	4.0	5.1	8.4	1.3

NOTES

- Five innings of relief vs Nebraska (first career save)
- Made start vs Auburn (scheduled short start)
- Rated as No. 64 RHP in California by Perfect Game
- Career high school record of 11-7 with a 2.84 ERA and 100 strikeouts
- As a senior, went 8-4 with a 2.30 ERA and 64 strikeouts in 67 innings
- Went 1-0 with a 3.36 ERA and seven strikeouts in 8.1 IP in junior season

SEASON HIGHS

Category	Highs	Opponent (last time)	Date
IP	6.0	CREIGHTON	4/10/23
H	9	at UC Irvine	4/23/23
R	6	(2x) at UC Irvine	4/23/23
ER	6	at UC Irvine	4/23/23
BB	4	at Kansas	4/16/23
K	6	CREIGHTON	4/10/23

CAREER HIGHS

Category	Highs	Opponent (last time)	Date
IP	6.0	CREIGHTON	4/10/23
H	9	at UC Irvine	4/23/23
R	6	(2x) at UC Irvine	4/23/23
ER	6	at UC Irvine	4/23/23
BB	4	at Kansas	4/16/23
K	6	CREIGHTON	4/10/23

KEEPING TRACK (STARTS)

	2022	2023	CAREER
6.0+ IP	0	1	1
3+ K	1	2	3
In 5+ IP...			
Walked None	0	0	0
Allowed 0 Runs	0	1	1
Allowed 2 or Fewer Runs	0	1	1
Allowed 0 Hits	0	0	0

KEEPING TRACK (RELIEF)

	2022	2023	CAREER
2.0+ IP	1	0	1
3+ K	1	0	1
In 2+ IP...			
Walked None	0	0	0
Allowed 0 Runs	0	0	0
Allowed 2 or Fewer Runs	0	0	0
Allowed 0 Hits	0	0	0

LAST TIME

Last Win	4/10/23, CREIGHTON (W, 10-0)
Last Loss	4/23/23, at UC Irvine (L, 1-7)
Last Save	3/9/22, NEBRASKA (W, 6-4)
Last Appearance	4/23/23, at UC Irvine (L, 1-7)
Last Start	4/23/23, at UC Irvine (L, 1-7)
Last Relief	3/27/22, at #19 TCU (L, 11-3)

COLLIN ROTHERMEL'S CAREER PITCHING LINES

DATE	OPPONENT	GS	IP	H	R	ER	BB	K	NP	DEC	SCORE
2/20/22	vs. Auburn	*	1.2	1	1	1	1	1	32	--	1-12
3/4/22	at LMU		1.0	1	0	0	0	2	19	--	11-0
3/9/22	Nebraska		5.0	5	3	3	1	4	79	--	6-4
4/23/22	Air Force	*	5.0	5	3	1	3	6	87	--	3-4
3/27/22	at TCU		1.2	5	2	2	1	0	39	--	3-11
4/2/23	#24 WEST VA	*	2.1	4	5	2	2	0	48	L	6-10
4/10/23	CREIGHTON	*	6.0	2	0	0	2	6	99	W	10-0
4/16/23	at Kansas	*	2.2	4	6	0	4	4	76	--	21-18
4/23/23	at UC Irvine	*	5.0	9	6	6	1	5	82	L	1-7
TOTAL	9 Appearances	6	30.1	36	26	15	15	28	561	1-2	

CAREER STATS

YEAR	ERA	W	L	APP	GS	CG	SHO	CBO	SV	IP	H	R	ER	BB	SO	2B	3B	HR	BF	B/AVG	WP	HBP	BK	SFA	SHA
2022	4.40	0	0	5	2	0	0	1	1	14.1	17	9	7	6	13	1	2	1	69	.293	1	2	0	2	1
2023	4.50	1	2	4	4	0	0	1	0	16.0	19	17	8	9	15	3	0	5	83	.284	3	4	0	1	1
TOTAL	4.45	1	2	9	6	0	0	2	1	30.1	36	26	15	15	28	4	2	6	152	.288	4	6	0	3	2



GERMAN
Fajardo

RIGHT-HANDED PITCHER

YR SO **HT** 5-11 **WT** 165 **B/T** R/R

HOMETOWN
NOGALES, ARIZ.
PREV SCHOOL
ARIZONA

SEASON STATS

W-L	ERA	G-GS	CG	IP	BB	SO	WHIP
2-1	4.99	11-11	0	48.2	25	43	1.79

QS	IP/START	BB/9	K/9	K/BB
1	4.1	4.6	8.0	1.72

HONORS

Big 12 Pitcher of the Week (May 9, 2022)
Big 12 Co-Newcomer of the Week (May 9, 2022)

NOTES

- Picked up first season victory against #24 West Virginia (W, 7-1)
- Tossed a career-high 7.0 IP against #24 West Virginia (April 1)
- Only pitcher to throw 7.0 IP this season
- Made 16 appearances with six starts in 2022
- Picked up a save after 2 2/3 scoreless innings in his next outing against Kansas (5/7)
- Earned first win in first start of the year against Northern Colorado (3/29), logging three scoreless innings with eight strikeouts
- Punched out a season-high 10 against Wichita State (5/3)

SEASON HIGHS			
Category	Highs	Opponent (last time)	Date
IP	7.0	#24 WEST VIRGINIA	4/1/23
H	7	(2x) vs. Iowa	2/26/23
R	6	ARMY	3/5/23
ER	6	ARMY	3/5/23
BB	5	YOUNGSTOWN STATE	3/12/23
K	6	(3x) #24 WEST VIRGINIA	4/1/23

CAREER HIGHS			
Category	Highs	Opponent (last time)	Date
IP	7.0	#24 WEST VIRGINIA	4/1/23
H	7	(2x) vs. Iowa	2/26/23
R	7	at West Virginia	5/20/22
ER	6	ARMY	3/5/23
BB	6	at West Virginia	5/20/22
K	10	WICHITA STATE	5/3/22

KEEPING TRACK (STARTS)

	2022	2023	CAREER
6.0+ IP	1	2	3
6+ K	4	3	7
In 5+ IP...			
Walked None	0	0	0
Allowed 0 Runs	2	0	2
Allowed 2 or Fewer Runs	3	4	7
Allowed 0 Hits	0	0	0

LAST TIME

Last Win	4/22/23, at UC Irvine (W, 6-4)
Last Loss	2/22/23, at Lamar (L, 3-4)
Last Save	5/7/22, KU (W, 5-2)
Last Appearance	4/22/23, at UC Irvine (W, 6-4)
Last Start	4/22/23, at UC Irvine (W, 6-4)
Last Relief	5/7/22, KU (W, 5-2)

GERMAN FAJARDO'S CAREER PITCHING LINES

DATE	OPPONENT	GS	IP	H	R	ER	BB	K	NP	DEC	SCORE
2/29/22	vs Michigan		0.1	2	3	3	2	1	14	--	2-10
3/1/22	at CSUF		3.1	4	1	0	0	5	58	--	5-7
3/6/22	at LMU		0.1	2	0	0	1	0	17	--	7-14
3/13/22	CCSU		2.0	1	0	0	1	4	52	SV	5-2
3/23/22	AIR FORCE		2.0	2	1	1	3	4	34	L	3-4
3/29/22	NO. COLORADO *		3.0	4	0	0	1	8	73	W	8-6
4/2/22	OKLAHOMA ST.		2.2	3	2	1	2	3	62	--	6-8
4/14/22	TEXAS		0.1	0	0	0	1	0	8	--	8-5
4/18/22	at Wichita St.	*	5.0	2	0	0	1	4	76	W	12-1
4/22/22	UC IRVINE		3.0	2	3	3	4	3	64	W	13-8
4/26/22	at Nebraska		2.1	1	1	0	3	2	55	--	6-8
5/3/22	WICHITA ST.	*	6.0	1	0	0	1	10	87	W	3-1
5/7/22	KU		2.2	0	0	0	1	2	32	SV	5-2
5/14/22	BAYLOR	*	4.2	5	5	5	1	9	83	--	7-5
5/20/22	at West Virginia	*	3.1	4	7	5	6	3	109	L	4-15
5/27/22	vs Texas Tech	*	5.0	2	2	2	1	6	88	--	6-5
2/19/23	at SFA	*	4.0	7	3	2	2	3	76	--	8-4
2/22/23	at Lamar	*	2.0	4	2	2	2	1	--	L	3-4
2/26/23	vs. Iowa	*	4.1	7	4	3	2	5	89	--	5-6
3/5/23	ARMY	*	4.0	6	6	6	2	4	80	--	14-8
3/12/23	YOUNGSTOWN	*	3.0	2	0	0	5	1	84	--	16-2
3/19/23	at Baylor	*	5.1	4	2	2	1	6	80	--	4-8
3/25/23	OKLAHOMA	*	4.2	4	4	4	3	6	89	--	7-6
4/1/23	#24 WEST VA	*	7.0	3	1	1	3	6	98	W	7-1
4/8/23	at #21 Texas	*	3.1	5	4	4	2	1	73	--	6-5
4/15/23	at Kansas	*	6.0	4	1	1	2	5	100	W	6-1
4/22/23	at UC Irvine	*	5.0	3	2	2	1	5	100	W	6-4
TOTAL	27 appearances	17	94.2	83	54	47	54	107	1614	6-3/2	

CAREER STATS

YEAR	ERA	W	L	APP	GS	CG	SHO	CBO	SV	IP	H	R	ER	BB	SO	2B	3B	HR	BF	B/AVG	WP	HBP	BK	SFA	SHA
2022	3.91	4	2	16	6	0	0	0	2	46.0	34	25	20	29	64	5	0	5	208	.204	7	8	0	4	0
2023	4.99	2	1	11	11	0	0	0	0	48.2	49	29	27	25	43	8	1	4	229	.259	1	9	1	2	4
TOTAL	4.47	6	3	27	17	0	0	0	2	94.2	83	54	47	54	107	13	1	9	437	.233	8	17	1	6	4



DALTON
Beck

LEFT-HANDED PITCHER

YR HT WT B/T
SO 6-0 190 L/L

HOMETOWN
FRISCO, TEXAS
PREV SCHOOL
GRAYSON COLLEGE

SEASON STATS

W-L	ERA	G-GS	SV	IP	BB	SO	WHIP
0-0	14.29	3-3	0	5.2	6	3	3.71

SV/OPP	IRS/IR	BB/9	K/9	K/BB
0/0	0.0	9.5	4.8	0.5

NOTES

- Played one season at Grayson College
- Made 12 appearances (one start) and posted 7-4 record with a 4.33 ERA (26 ER, 54 IP)
- Helped the Vikings to a 38-18 record and NJCAA Region 5 semifinal appearance
- Born March 13, 2022 in Plano, Texas

SEASON HIGHS

Category	Highs	Opponent (last time)	Date
IP	2.0	(2x) at Air Force	3/29/23
H	6	STONEHILL	3/6/23
R	4	STONEHILL	3/6/23
ER	4	STONEHILL	3/6/23
BB	2	(3x) at Air Force	3/29/23
K	2	STONEHILL	3/6/23

CAREER HIGHS

Category	Highs	Opponent (last time)	Date
IP	2.0	(2x) at Air Force	3/29/23
H	6	STONEHILL	3/6/23
R	4	STONEHILL	3/6/23
ER	4	STONEHILL	3/6/23
BB	2	(3x) at Air Force	3/29/23
K	2	STONEHILL	3/6/23

KEEPING TRACK (STARTS)

	2022	2023	CAREER
6.0+ IP	0	0	0
3+ K	0	3	3
In 5+ IP..			
Walked None	0	0	0
Allowed 0 Runs	0	0	0
Allowed 2 or Fewer Runs	0	1	1
Allowed 0 Hits	0	0	0

KEEPING TRACK (RELIEF)

	2023	CAREER
2.0+ IP	1	1
3+ K	0	0
In 2+ IP..		
Walked None	0	0
Allowed 0 Runs	0	0
Allowed 2 or Fewer Runs	1	1
Allowed 0 Hits	0	0

LAST TIME

Last Win	--
Last Loss	--
Last Save	--
Last Appearance	3/29/23, at Air Force (L, 13-18)
Last Start	3/29/23, at Air Force (L, 13-18)
Last Relief	--

DALTON BECK'S CAREER PITCHING LINES

DATE	OPPONENT	GS	IP	H	R	ER	BB	K	NP	DEC	SCORE
2/20/23	at SFA	*	2.0	2	2	2	2	1	45	--	16-5
3/6/23	STONEHILL	*	1.2	6	4	4	2	2	53	--	6-6
3/29/23	at Air Force	*	2.0	4	3	3	2	0	48	--	13-18
TOTAL	3 appearances	*	5.2	12	9	9	6	3	146	--	

CAREER STATS

YEAR	ERA	W	L	APP	GS	CG	SHO	CBO	SV	IP	H	R	ER	BB	SO	2B	3B	HR	BF	B/AVG	WP	HBP	BK	SFA	SHA
2023	14.29	0	1	3	3	0	0	0	0	5.2	12	9	9	6	3	5	0	1	37	.429	2	3	0	0	0
TOTAL	14.29	0	1	3	3	0	0	0	0	5.2	12	9	9	6	3	5	0	1	37	.429	2	3	0	0	0



COLE
Wisenbaker

LEFT-HANDED PITCHER

YR HT WT B/T
FR 6-3 175 L/L

HOMETOWN
HOUSTON, TEXAS

PREV SCHOOL
CYPRESS CHRISTIAN HS

SEASON STATS

W-L	ERA	G-GS	SV	IP	BB	SO	WHIP
2-1	6.75	12-0	0	17.1	5	11	1.59

SV/OPP	IRS/IR	BB/9	K/9	K/BB
0/1	11/4	2.6	5.7	2.2

NOTES

- Made collegiate debut against Stephen F. Austin on Feb. 19, 2023; earned first career win
- Named District MVP, First Team All-State, Academic All-State and a two-time all-district honoree
- Rated No. 94 and No. 12 LHP in Texas by Perfect Game
- Born Nov. 24, 2003 in Cypress, Texas

SEASON HIGHS

Category	Highs	Opponent (last time)	Date
IP	3.2	at Stephen F. Austin	2/19/23
H	5	at Air Force	3/29/23
R	6	at Air Force	3/29/23
ER	5	at Air Force	3/29/23
BB	1	(5x) at UC Irvine	4/23/23
K	3	at Stephen F. Austin	2/19/23

CAREER HIGHS

Category	Highs	Opponent (last time)	Date
IP	3.2	at Stephen F. Austin	2/19/23
H	5	at Air Force	3/29/23
R	6	at Air Force	3/29/23
ER	5	at Air Force	3/29/23
BB	1	(5x) at UC Irvine	4/23/23
K	3	at Stephen F. Austin	2/19/23

KEEPING TRACK (RELIEF)

	2023	CAREER
2.0+ IP	3	3
3+ K	1	1
In 2+ IP...		
Walked None	2	1
Allowed 0 Runs	1	1
Allowed 2 or Fewer Runs		1
Allowed 0 Hits	0	0

LAST TIME

Last Win	2/19/23, at Stephen F. Austin (W, 14-8)
Last Loss	2/28/23, at Omaha (L, 6-7)
Last Save	--
Last Appearance	4/23/23, at UC Irvine (L, 1-7)
Last Start	--
Last Relief	4/23/23, at UC Irvine (L, 1-7)

COLE WISENBAKER'S CAREER PITCHING LINES

DATE	OPPONENT	GS	IP	H	R	ER	BB	K	NP	DEC	SCORE
2/19/23	at SFA		3.2	3	0	0	0	3	41	W	14-8
2/24/23	vs. LSU		1.0	0	0	0	0	2	14	--	3-7
2/28/23	at Omaha		0.2	2	2	2	0	1	16	L	6-7
3/12/23	YOUNGSTOWN		1.0	0	0	0	0	1	15	--	16-2
3/15/23	at Creighton		0.0	1	0	0	1	0	10	--	3-0
3/18/23	at Baylor		2.0	1	2	2	1	2	26	--	4-8
3/21/23	ST. THOMAS		3.2	3	1	1	0	2	44	W	11-3
3/26/23	OKLAHOMA		1.1	3	2	2	0	0	23	--	8-7
3/29/23	at Air Force		1.2	5	6	5	1	0	36	--	13-18
4/4/23	NEBRASKA		0.1	0	0	0	0	0	5	--	1-6
4/18/23	WICHITA STATE		1.0	0	0	0	1	0	17	--	4-10
4/23/23	at UC Irvine		1.0	2	1	1	1	0	24	--	1-7
TOTAL	12 appearances		17.1	20	14	13	5	11	271	1-7	

CAREER STATS

YEAR	ERA	W	L	APP	GS	CG	SHO	CBO	SV	IP	H	R	ER	BB	SO	2B	3B	HR	BF	B/AVG	WP	HBP	BK	SFA	SHA
2023	6.75	2	1	12	0	0	0	1	0	17.1	20	14	13	5	11	3	0	1	75	.313	1	4	0	2	0
TOTAL	6.75	2	1	12	0	0	0	1	0	17.1	20	14	13	5	11	3	0	1	75	.313	1	4	0	2	0



TYSON Neighbors

RIGHT-HANDED PITCHER
YR **HT** **WT** **B/T**
SO **6-2** **220** **R/R**
HOMETOWN
ROYSE CITY, TEXAS
PREV SCHOOL
ROYSE CITY HS
SEASON STATS

W-L	ERA	G-GS	SV	IP	BB	SO	WHIP
3-1	0.89	18-0	7	38.2	7	55	0.70

SV/OPP	IRS/IR	BB/9	K/9	K/BB
7/7	11/3	2.1	16.3	7.9

HONORS

- Big 12 Co-Pitcher of the Week (April 10, 2023)
- NCBWA Stopper of the Year Midseason Watch List (2023)

NOTES

- Ties first in the league with seven saves
- Struck out the final 8-of-11 batters against Texas (April 8, 2023)
- Earned first career win vs No. 7 Texas (April 14, 2022)
- Struck out the side in order in K-State debut vs Arizona
- Appeared twice in opening weekend (did not record an out vs Michigan)
- Rated as the No. 26 RHP in Texas (No. 55 overall) by Perfect Game
- Selected to Texas HS All-Star Game
- Went 7-7 in save opportunities at Royse City
- Struck out 52 in 21 innings
- Born Oct. 9, 2002 in Sulphur Springs, Texas

SEASON HIGHS

Category	Highs	Opponent (last time)	Date
IP	3.1	STONEHILL	3/6/23
H	2	(3x) YOUNGSTOWN STATE	3/11/23
R	1	(4x) at Kansas	4/16/23
ER	1	(3x) YOUNGSTOWN STATE	3/11/23
BB	2	at Creighton	3/15/23
K	8	at #21 Texas	4/8/23

CAREER HIGHS

Category	Highs	Opponent (last time)	Date
IP	3.1	STONEHILL	3/6/23
H	2	(6x) YOUNGSTOWN STATE	3/11/23
R	3	vs Michigan	2/19/22
ER	3	vs Michigan	2/19/22
BB	5	at CSU Bakersfield	2/25/22
K	8	at #21 Texas	4/8/23

KEEPING TRACK (RELIEF)

	2022	2023	CAREER
2.0+ IP	0	9	9
3+ K	2	8	10
In 2+ IP...			
Walked None	0	5	5
Allowed 0 Runs	0	6	6
Allowed 2 or Fewer Runs	0	8	8
Allowed 0 Hits	0	4	4

LAST TIME

Last Win	3/26/23, OKLAHOMA (W, 8-7)
Last Loss	2/26/23, vs. Iowa, (L, 5-6)
Last Save	4/21/23, at UC Irvine (W, 6-3)
Last Appearance	4/21/23, at UC Irvine (W, 6-3)
Last Start	--
Last Relief	4/21/23, at UC Irvine (W, 6-3)

TYSON NEIGHBORS' CAREER PITCHING LINES

DATE	OPPONENT	GS	IP	H	R	ER	BB	K	NP	DEC	SCORE
2/18/22	vs. Arizona	1.0	0	0	0	0	0	3	11	--	6-8
2/19/22	vs. Michigan	0.0	2	3	3	-	1	7	7	--	2-10
2/25/22	at CSU Bakersfield	1.0	0	1	1	5	1	37	--	--	3-4
3/19/22	Morehead State	1.0	0	0	0	1	2	17	--	--	15-2
3/27/22	at TCU	0.2	0	0	0	2	1	17	--	--	3-11
4/5/22	Creighton	1.1	2	0	0	1	0	22	--	--	7-5
4/14/22	Texas	1.2	2	0	0	2	1	35	W	--	8-5
4/19/22	Omaha	0.2	1	0	0	2	1	21	--	--	11-3
5/17/22	at Virginia Tech	1.0	1	1	1	1	3	22	--	--	2-8
2/18/23	at SFA	2.0	2	1	1	0	5	35	W	--	8-4
2/22/23	at Lamar	1.1	0	0	0	1	2	--	--	--	3-4
2/25/23	vs. Sam Houston	2.0	1	0	0	0	1	34	--	--	3-8
2/26/23	vs. Iowa	1.0	2	1	1	0	2	16	L	--	5-6
3/6/23	STONEHILL	3.1	0	0	0	0	7	35	W	--	6-5
3/11/23	YOUNGSTOWN	2.0	2	1	1	0	3	32	SV	--	9-6
3/15/23	at Creighton	2.0	0	0	0	2	4	36	SV	--	3-0
3/18/23	at Baylor	0.1	1	0	0	0	1	12	--	--	4-8
3/19/23	at Baylor	1.1	0	0	0	1	2	21	--	--	4-8
3/25/23	OKLAHOMA	1.0	0	0	0	0	1	15	SV	--	7-6
3/26/23	OKLAHOMA	1.0	0	0	0	0	2	15	W	--	8-7
3/29/23	at Air Force	2.0	0	0	0	1	3	39	SV	--	12-9
4/1/23	#24 WEST VA	1.0	1	0	0	0	1	16	--	--	7-1
4/8/23	at #21 Texas	3.0	1	0	0	1	8	46	SV	--	6-5
4/14/23	at Kansas	1.0	0	0	0	0	1	9	SV	--	5-4
4/15/23	at Kansas	1.0	0	0	0	0	2	9	--	--	6-1
4/16/23	at Kansas	2.0	1	1	0	1	3	26	--	--	21-18
4/21/23	at UC Irvine	3.0	0	0	0	0	7	40	SV	--	6-3
TOTAL	27 appearances	38.2	19	9	8	21	68	625	4-1/7		

CAREER STATS

YEAR	ERA	W	L	APP	GS	CG	SHO	CBO	SV	IP	H	R	ER	BB	SO	2B	3B	HR	BF	B/AVG	WP	HBP	BK	SFA	SHA
2022	5.40	1	0	9	0	0	0	0	0	8.1	8	5	5	14	13	4	0	0	47	.267	1	2	1	0	1
2023	0.89	3	1	18	0	0	0	0	7	30.1	11	4	3	7	55	1	0	2	113	.108	2	3	0	0	1
TOTAL	1.86	4	1	27	0	0	0	0	7	38.2	19	9	8	21	68	5	0	2	160	.144	3	5	1	0	2



SHAY
Hartis

RIGHT-HANDED PITCHER

YR HT WT B/T
JR 6-1 210 R/R

HOMETOWN
THE COLONY, TEXAS
PREV SCHOOL
TEXAS TECH

SEASON STATS

W-L	ERA	G-GS	SV	IP	BB	SO	WHIP
2-1	6.91	14-2	1	27.1	14	25	2.01

SV/OPP	IRS/IR	BB/9	K/9	K/BB
1/1	12/10	4.6	8.2	1.8

NOTES

- Made 13 relief appearances at Texas Tech, going 1-0 with a 6.14 ERA (11 ER, 16.1 IP)
- Threw a season-long 2 1/3 innings against KU
- Played two seasons at Grayson College, originally a DBU commit
- Named Newcomer of the Year at The Colony HS in 2018 and Perfect Game All-American
- Posted a 12-4 record with 191 strikeouts over 147 innings
- Born June 22, 2000 in Lewisville, Texas

SEASON HIGHS

Category	Highs	Opponent (last time)	Date
IP	5.0	ARMY	3/5/23
H	8	at Baylor	3/18/23
R	5	at Air Force	3/29/23
ER	4	(3x) at Kansas	4/16/23
BB	3	(3x) at Kansas	4/16/23
K	4	(2x) at Air Force	3/29/23

CAREER HIGHS

Category	Highs	Opponent (last time)	Date
IP	5.0	ARMY	3/5/23
H	8	at Baylor	3/18/23
R	5	at Air Force	3/29/23
ER	4	(3x) at Kansas	4/16/23
BB	3	(3x) at Kansas	4/16/23
K	4	(2x) at Air Force	3/29/23

KEEPING TRACK (STARTS)

	2023	CAREER
6.0+ IP	0	0
3+ K	1	1
In 5+ IP...		
Walked None	0	0
Allowed 0 Runs	0	0
Allowed 2 or Fewer Runs	1	1
Allowed 0 Hits	0	0

KEEPING TRACK (RELIEF)

	2023	CAREER
2.0+ IP	5	5
3+ K	3	3
In 2+ IP...		
Walked None	2	2
Allowed 0 Runs	1	1
Allowed 2 or Fewer Runs	3	3
Allowed 0 Hits	2	2

LAST TIME

Last Win	3/11/23, YOUNGSTOWN STATE, (W, 9-6)
Last Loss	--
Last Save	2/18/23, at Stephen F. Austin (W, 8-4)
Last Appearance	4/16/23, at Kansas (W, 21-18)
Last Start	3/29/23, at Air Force (L, 13-18)
Last Relief	4/16/23, at Kansas (W, 21-18)

SHAY HARTIS' CAREER PITCHING LINES

DATE	OPPONENT	GS	IP	H	R	ER	BB	K	NP	DEC	SCORE
2/18/23	at SFA		3.0	2	0	0	0	2	32	SV	8-4
2/22/23	at Lamar		1.0	0	0	0	0	0	--	--	3-4
2/24/23	vs. LSU		0.2	0	0	0	0	0	10	--	3-7
2/25/23	vs. Sam Houston		0.2	3	4	3	0	1	23	--	3-8
2/28/23	at Omaha *		4.0	4	1	1	3	3	70	--	6-7
3/5/23	ARMY		5.0	2	2	2	0	2	67	W	14-8
3/11/23	YOUNGSTOWN		3.2	4	1	1	1	4	79	W	9-6
3/18/23	at Baylor		2.2	8	4	4	2	2	55	--	4-8
3/22/23	ST. THOMAS *		2.0	3	1	0	1	2	42	L	1-2
3/25/23	OKLAHOMA		0.2	4	2	2	1	0	18	--	7-6
3/29/23	at Air Force		1.1	6	5	4	3	4	51	--	13-18
4/4/23	NEBRASKA		0.2	1	0	0	0	2	16	--	1-6
4/9/23	at #21 Texas		1.0	0	0	0	0	1	10	--	2-8
4/16/23	at Kansas		1.0	3	4	4	.	2	18	--	21-18
TOTAL	14 appearances	2	27.1	40	24	21	14	25	511	2-1/1	

CAREER STATS

YEAR	ERA	W	L	APP	GS	CG	SHO	CBO	SV	IP	H	R	ER	BB	SO	2B	3B	HR	BF	B/AVG	WP	HBP	BK	SFA	SHA
2023	6.91	2	1	14	2	0	0	0	1	27.1	40	24	21	14	25	5	1	5	135	.345	2	1	0	3	1
TOTAL	6.91	2	1	14	2	0	0	0	1	27.1	40	24	21	14	25	5	1	5	135	.345	2	1	0	3	1



TV
Ruhl

RIGHT-HANDED PITCHER

YR **R-FR** HT **6-2** WT **205** B/T **B/R**

HOMETOWN
CAIRO, NEB.
PREV SCHOOL
MILLARD WEST HS

SEASON STATS

W-L	ERA	G-GS	SV	IP	BB	SO	WHIP
2-3	5.49	19-0	2	39.1	14	36	1.54

SV/OPP	IRS/IR	BB/9	K/9	K/BB
2/2	15/7	3.2	8.2	2.6

HONORS

Big 12 Commissioner's Honor Roll (Fall 2020)
Big 12 Commissioner's Honor Roll (Spring 2021)
Big 12 Commissioner's Honor Roll (Spring 2022)

NOTES

- Made a team leading 21 relief appearances in 2022 going 5-2 with one save and a 6.05 ERA (28 ER, 41.2 IP)
- Made two appearances in the Big 12 tournament, totaling 5 innings with five strikeouts
- Born May 10, 2001 in Cairo, Nebraska

SEASON HIGHS

Category	Highs	Opponent (last time)	Date
IP	5.0	at Stephen F. Austin	2/17/23
H	7	at Kansas	4/14/23
R	6	(2x) at Baylor	3/19/23
ER	6	vs. #1 LSU	2/24/23
BB	1	(5x) at Creighton	3/15/23
K	4	(2x) ARMY	3/3/23

CAREER HIGHS

Category	Highs	Opponent (last time)	Date
IP	5.0	(2x) at Stephen F. Austin	2/17/23
H	7	at Kansas	4/14/23
R	6	(3x) at Baylor	3/19/23
ER	6	(2x) vs. #1 LSU	2/24/23
BB	4	OKLAHOMA STATE	4/1/22
K	4	(7x) ARMY	3/3/23

KEEPING TRACK (RELIEF)

	2021	2022	2023	CAREER
2.0+ IP	0	9	11	20
3+ K	0	7	5	12
In 2+ IP...				
Walked None	0	5	3	8
Allowed 0 Runs	0	2	6	8
Allowed 2 or Fewer Runs	0	8	8	16
Allowed 0 Hits	0	0	2	2

LAST TIME

Last Win	4/14/23, at Kansas (W, 5-4)
Last Loss	4/7/23, at #21 Texas (L, 5-6)
Last Save	3/24/23, OKLAHOMA (W, 7-1)
Last Appearance	4/22/23, at UC Irvine (W, 6-4)
Last Start	--
Last Relief	4/22/23, at UC Irvine (W, 6-4)

TY RUHL'S CAREER PITCHING LINES

DATE	OPPONENT	GS	IP	H	R	ER	BB	K	NP	DEC	SCORE
2/20/22	vs. Auburn	1.1	1	0	0	1	2	20	--	--	1-12
2/25/22	at CSU Bakersfield	2.0	2	1	0	9	2	39	L	--	3-4
3/1/22	at Cal State Fullerton	0.2	1	1	0	0	1	15	--	--	5-7
3/6/22	at LMU	2.0	4	4	4	0	3	45	--	--	7-14
3/12/22	Central Connecticut	3.0	3	1	1	1	2	47	W	--	6-3
3/15/22	at Omaha	1.0	0	0	0	1	0	10	--	--	8-4
3/20/22	Morehead State	3.0	3	2	2	0	4	44	--	--	9-6
3/25/22	at TCU	0.2	1	1	1	1	0	13	--	--	5-7
3/27/22	at TCU	0.1	2	4	4	2	0	19	--	--	3-11
3/29/22	Northern Colorado	1.2	1	0	0	0	4	34	SV	--	8-6
4/1/22	Oklahoma State	1.0	2	6	6	4	0	43	--	--	9-12
4/8/22	at Texas Tech	1.0	0	0	0	1	2	14	--	--	3-6
4/16/22	Texas	1.0	0	0	0	0	0	8	--	--	2-4
4/19/22	Omaha	3.2	5	1	1	1	3	51	W	--	11-3
4/26/22	at Nebraska	1.2	5	5	5	2	1	38	L	--	6-8
4/30/22	at Oklahoma	2.0	2	1	0	0	1	34	--	--	10-22
5/8/22	KU	4.2	4	0	0	0	4	57	W	--	6-3
5/15/22	Baylor	5.0	4	1	1	1	4	75	W	--	7-5
5/21/22	at West Virginia	1.0	2	2	2	0	1	18	--	--	1-5
5/26/22	vs. West Virginia	1.1	0	1	1	2	1	23	--	--	8-5
5/27/22	vs. Texas Tech	3.2	0	0	0	2	4	45	W	--	6-5
2/17/23	at SFA	5.0	5	1	1	0	4	65	W	--	7-6
2/24/23	vs. LSU	2.0	6	6	6	1	3	51	L	--	3-7
2/26/23	vs. Iowa	3.2	3	1	0	1	2	51	--	--	5-6
3/3/23	ARMY	3.0	2	0	0	1	4	46	SV	--	4-1
3/10/23	YOUNGSTOWN	1.0	1	1	1	1	1	27	--	--	20-4
3/15/23	at Creighton	2.0	1	0	0	1	3	34	--	--	3-0
3/17/23	at Baylor	2.1	0	0	0	0	1	31	--	--	8-1
3/19/23	at Baylor	0.1	3	6	1	0	0	14	--	--	4-8
3/22/23	ST. THOMAS	1.2	1	0	0	0	1	28	--	--	1-2
3/24/23	OKLAHOMA	3.0	0	0	0	1	2	37	SV	--	7-1
3/26/23	OKLAHOMA	2.0	23	15	9	7	23	28	--	--	8-7
3/31/23	#24 WEST VA	2.0	2	1	1	0	1	27	--	--	3-8
4/2/23	#24 WEST VA	3.0	6	3	3	1	5	40	--	--	6-10
4/7/23	at #21 Texas	1.0	2	2	2	0	0	18	L	--	5-6
4/9/23	at #21 Texas	1.0	2	2	2	2	1	34	--	--	2-8
4/10/23	CREIGHTON	1.0	0	0	0	0	1	12	--	--	10-0
4/14/23	at Kansas	2.1	0	0	0	1	2	27	W	--	5-4
4/16/23	at Kansas	1.1	7	5	5	0	2	37	--	--	21-18
4/22/23	at UC Irvine	1.2	1	2	2	3	1	35	--	--	6-4
TOTAL	40 appearances	81.0	85	61	52	33	75	1340	7-4/3		

CAREER STATS

YEAR	ERA	W	L	APP	GS	CG	SHO	CBO	SV	IP	H	R	ER	BB	SO	2B	3B	HR	BF	B/AVG	WP	HBP	BK	SFA	SHA	
2021																										
		REDSHIRT																								
2022	6.05	5	2	21	0	0	0	0	1	41.2	42	31	28	19	39	7	3	3	187	.271	4	7	0	3	3	
2023	5.49	2	3	19	0	0	0	2	2	39.1	43	30	24	14	36	8	1	2	175	.285	2	6	1	3	1	
TOTAL	5.78	7	5	40	0	0	0	2	3	81.0	85	61	52	33	75	15	4	5	362	.278	6	13	1	6	4	



BLAKE
Corsentino

RIGHT-HANDED PITCHER

YR **JR** HT **6-5** WT **215** B/T **L/R**

HOMETOWN
VENTURA, CALIF.

PREV SCHOOL

SANTA BARBARA CITY COLLEGE

SEASON STATS

W-L	ERA	G-GS	SV	IP	BB	SO	WHIP
2-0	5.29	10-0	1	17.0	8	19	1.88

SV/OPP	IRS/IR	BB/9	K/9	K/BB
1/1	5/3	4.2	10.1	2.4

NOTES

- Led team in total appearances (19 relief, 3 starts) in 2022
- Struck out five of six batters faced against Texas Tech during the Big 12 tournament
- Struck out a season-best nine against Creighton (4/5)
- 3.1 scoreless innings of relief vs Baylor (earned win)
- Played one season at Santa Barbara City College
- In seven starts, went 3-4 with a 3.13 ERA (13 ER, 37.1 IP) with 33 strikeouts (5 BB)
- One season for Division II Cal State East Bay in 2019
- In 13 appearances, went 3-5 with a 7.64 ERA (43 ER, 50.2 IP) with 29 strikeouts
- In junior season in high school, posted 0.74 ERA (4 ER, 38 IP) and 22 strikeouts
- Born July 30, 1999

SEASON HIGHS

Category	Highs	Opponent (last time)	Date
IP	3.0	at Stephen F. Austin	2/20/23
H	7	at Air Force	3/29/23
R	4	at Air Force	3/29/23
ER	4	at Air Force	3/29/23
BB	2	(3x) at UC Irvine	4/22/23
K	4	at Stephen F. Austin	2/20/23

CAREER HIGHS

Category	Highs	Opponent (last time)	Date
IP	7.2	at CSU Bakersfield	2/27/22
H	9	at West Virginia	5/20/22
R	8	2x (at West Virginia)	5/20/22
ER	5	at Loyola Marymount	3/6/22
BB	2	(5x) at UC Irvine	4/22/23
K	9	CREIGHTON	4/5/22

KEEPING TRACK (RELIEF)

	2022	2023	CAREER
2.0+ IP	13	5	18
3+ K	7	4	11
In 2+ IP...			
Walked None	6	3	9
Allowed 0 Runs	7	1	8
Allowed 2 or Fewer Runs	11	2	13
Allowed 0 Hits	2	1	3

LAST TIME

Last Win	4/22/23, at UC Irvine (W, 6-4)
Last Loss	5/6/22, KU (L, 5-3)
Last Save	2/17/23, at Stephen F. Austin (W, 7-6)
Last Appearance	4/22/23, at UC Irvine (W, 6-4)
Last Start	4/9/22, at Texas Tech (L, 14-0)
Last Relief	4/22/23, at UC Irvine (W, 6-4)

BLACK CORSENTINO'S CAREER PITCHING LINES

DATE	OPPONENT	GS	IP	H	R	ER	BB	K	NP	DEC	SCORE
2/20/22	vs. Auburn	1.0	0	0	0	0	3	12	--	--	1-12
2/27/22	at CSU Bakersfield	7.2	5	0	0	1	2	84	W	--	8-2
3/6/22	at LMU	3.0	7	5	5	1	1	60	L	--	7-14
3/13/22	Central Connecticut	3.0	2	0	0	2	4	55	SV	--	5-3
3/18/22	Morehead State	1.2	0	0	0	1	2	18	--	--	10-2
3/23/22	Air Force	2.0	1	0	0	0	2	17	--	--	3-4
3/25/22	at TCU	1.1	2	1	1	0	1	24	--	--	5-7
3/26/22	at TCU	2.2	2	1	1	0	1	37	--	--	5-14
4/1/22	Oklahoma State	4.2	5	4	2	1	2	84	L	--	9-12
4/5/22	Creighton	3.1	3	0	0	0	9	48	W	--	7-5
4/9/22	at Texas Tech	2.0	7	8	4	1	1	47	L	--	0-14
4/15/22	Texas	2.0	0	0	0	0	1	18	--	--	8-1
4/16/22	Texas	3.0	4	2	2	2	4	51	L	--	2-4
4/24/22	UC Irvine	3.0	3	1	1	0	3	47	SV	--	5-3
5/1/22	at Oklahoma	3.0	3	1	1	1	1	35	W	--	8-7
5/3/22	Wichita State	1.2	3	1	1	0	2	22	--	--	3-1
5/6/22	KU	2.2	2	3	3	2	1	55	L	--	3-5
5/13/22	Baylor	0.2	0	0	0	0	2	10	--	--	2-4
5/14/22	Baylor	3.1	2	0	0	1	0	44	W	--	7-5
5/20/22	at West Virginia	2.2	9	8	3	1	3	83	--	--	4-15
5/25/22	vs. Texas Tech	2.0	0	0	0	0	5	29	--	--	3-5
5/27/22	vs. Texas Tech	1.1	5	3	3	0	0	35	--	--	6-5
2/17/23	at SFA	1.0	1	0	0	0	0	10	SV	--	7-6
2/20/23	at SFA	3.0	4	1	1	2	4	51	W	--	16-5
2/25/23	vs. Sam Houston	1.1	1	0	0	2	2	25	--	--	3-8
3/22/23	ST. THOMAS	1.1	1	1	1	1	0	27	--	--	1-2
3/26/23	OKLAHOMA	1.1	1	1	0	0	1	19	--	--	8-7
3/29/23	at Air Force	2.0	7	4	4	0	2	41	--	--	13-18
4/4/23	NEBRASKA	2.0	3	2	2	1	3	44	--	--	1-6
4/8/23	at #21 Texas	2.0	4	2	2	0	3	37	--	--	2-8
4/15/23	at Kansas	2.0	0	0	0	0	3	30	--	--	6-1
TOTAL	31 Appearances	3	73.2	87	49	37	20	68	1189	5-5/3	

CAREER STATS

YEAR	ERA	W	L	APP	GS	CG	SHO	CBO	SV	IP	H	R	ER	BB	SO	2B	3B	HR	BF	B/AVG	WP	HBP	BK	SFA	SHA
2022	4.21	4	5	22	3	0	0	0	2	57.2	65	38	27	14	50	22	2	5	252	.281	2	3	0	3	1
2023	5.63	1	0	9	0	0	0	0	1	16.0	22	11	10	6	18	7	0	0	78	.324	3	2	0	0	2
TOTAL	4.52	5	5	31	3	0	0	0	3	73.2	87	49	37	20	68	29	2	5	330	.291	5	5	0	3	3



ANDREW
Evans

RIGHT-HANDED PITCHER

YR HT WT B/T
FR 6-5 235 R/R

HOMETOWN
OLATHE, KAN.
PREV SCHOOL
OLATHE WEST HS

SEASON STATS

W-L	ERA	G-GS	SV	IP	BB	SO	WHIP
0-0	4.50	5-1	0	10.0	2	9	1.80

SV/OPP	IRS/IR	BB/9	K/9	K/BB
0/0	0/0	1.8	8.1	4.5

NOTES

- Two-year letter winner at Olathe West HS with 111 strikeouts, going 14-3 on the mound
- Named first team all-state and all-Sunflower League
- Rater No. 11 overall and No. 4 RHP in Kansas by Perfect Game
- Born June 25, 2004 in Naperville, Ill.

SEASON HIGHS

Category	Highs	Opponent (last time)	Date
IP	3.1	ST. THOMAS	3/21/23
H	7	ST. THOMAS	3/21/23
R	2	(3x) NEBRASKA	4/4/23
ER	2	(2X) NEBRASKA	4/4/23
BB	2	at Omaha	2/28/23
K	3	at Stephen F. Austin	2/20/23

CAREER HIGHS

Category	Highs	Opponent (last time)	Date
IP	3.1	ST. THOMAS	3/21/23
H	7	ST. THOMAS	3/21/23
R	2	(3x) NEBRASKA	4/4/23
ER	2	(2X) NEBRASKA	4/4/23
BB	2	at Omaha	2/28/23
K	3	at Stephen F. Austin	2/20/23

KEEPING TRACK (STARTS)

	2023	CAREER
6.0+ IP	0	0
3+ K	0	0
In 5+ IP...		
Walked None	0	0
Allowed 0 Runs	0	0
Allowed 2 or Fewer Runs	0	0
Allowed 0 Hits	0	0

KEEPING TRACK (RELIEF)

	2023	CAREER
2.0+ IP	1	1
3+ K	1	1
In 2+ IP...		
Walked None	1	1
Allowed 0 Runs	0	0
Allowed 2 or Fewer Runs	1	1
Allowed 0 Hits	0	0

LAST TIME

Last Win	--
Last Loss	--
Last Save	--
Last Appearance	4/4/23, NEBRASKA (L, 1-6)
Last Start	3/29/23, at Air Force (L, 13-18)
Last Relief	4/4/23, NEBRASKA (L, 1-6)

ANDREW EVANS' CAREER PITCHING LINES

DATE	OPPONENT	GS	IP	H	R	ER	BB	K	NP	DEC	SCORE
2/20/23	at SFA		3.0	4	2	2	0	3	43	--	16-5
2/28/23	at Omaha		1.2	2	2	0	2	1	33	--	5-6
3/21/23	ST. THOMAS	*	3.1	7	1	1	0	2	64	--	11-3
3/29/23	at Air Force		1.0	0	0	0	0	2	15	--	13-18
4/4/23	NEBRASKA		1.0	3	2	2	0	1	20	--	1-6
TOTAL	5 appearances	1	10.0	16	7	5	2	9	175	--	

CAREER STATS

YEAR	ERA	W	L	APP	GS	CG	SHO	CBO	SV	IP	H	R	ER	BB	SO	2B	3B	HR	BF	B/AVG	WP	HBP	BK	SFA	SHA
2023	4.50	0	0	5	1	0	0	0	0	10.0	16	7	5	2	9	4	0	1	50	.340	1	0	0	0	1
TOTAL	4.50	0	0	5	1	0	0	0	0	10.0	16	7	5	2	9	4	0	1	50	.340	1	0	0	0	1



TRAE
Robertson

LEFT-HANDED PITCHER

YR HT WT B/T
GR 6-5 205 L/L

HOMETOWN
COLUMBIA, MO.
PREV SCHOOL
HICKMAN HS

SEASON STATS

W-L	ERA	G-GS	SV	IP	BB	SO	WHIP
0-0	18.00	3-0	0	2.0	4	5	4.00

SV/OPP	IRS/IR	BB/9	K/9	K/BB
0	0.0	18.0	22.5	1.3

HONORS

2018 MLB Draft 38th Round (1,142nd overall) selection by the Kansas City Royals

NOTES

- Spent four seasons in the Missouri bullpen with 45 appearances (six starts)
- Went 3-3 on the mound for a 7.02 ERA (52 ER, 66.2 IP)
- 2018 Perfect Game Central Region Preseason All-American, 2017 Perfect Game Preseason Underclass All-American
- Rated No. 5 overall recruit in Missouri and No. 2 LHP in Missouri by Perfect Game
- Born Nov. 10, 1999 in Columbia, Mo.

SEASON HIGHS

Category	Highs	Opponent (last time)	Date
IP	1.0	(2x) YOUNGSTOWN STATE	3/12/23
H	2	at Lamar	2/22/23
R	2	at Lamar	2/22/23
ER	2	at Lamar	2/22/23
BB	2	YOUNGSTOWN STATE	3/12/23
K	3	STONEHILL	3/4/23

CAREER HIGHS

Category	Highs	Opponent (last time)	Date
IP	1.0	(2x) YOUNGSTOWN STATE	3/12/23
H	2	at Lamar	2/22/23
R	2	at Lamar	2/22/23
ER	2	at Lamar	2/22/23
BB	2	YOUNGSTOWN STATE	3/12/23
K	3	STONEHILL	3/4/23

KEEPING TRACK (RELIEF)

	2023	CAREER
2.0+ IP	--	--
3+ K	--	--
In 2+ IP...		
Walked None	--	--
Allowed 0 Runs	--	--
Allowed 2 or Fewer Runs	--	--
Allowed 0 Hits	--	--

LAST TIME

Last Win	--
Last Loss	--
Last Save	--
Last Appearance	3/12/23, YOUNGSTOWN STATE (W, 16-2)
Last Start	--
Last Relief	3/12/23, YOUNGSTOWN STATE (W, 16-2)

TRAE ROBERTSON'S CAREER PITCHING LINES

DATE	OPPONENT	GS	IP	H	R	ER	BB	K	NP	DEC	SCORE
2/22/23	at Lamar		0.0	2	2	2	1	0	--	--	3-4
3/4/23	STONEHILL		1.0	1	1	1	1	3	26	--	26-3
3/12/23	YOUNGSTOWN		1.0	1	1	1	2	2	31	--	16-2
TOTAL	3 appearances		2.0	4	4	4	4	5	57	0-0	

CAREER STATS

YEAR	ERA	W	L	APP	GS	CG	SHO	CBO	SV	IP	H	R	ER	BB	SO	2B	3B	HR	BF	B/AVG	WP	HBP	BK	SFA	SHA
2023	18.00	0	0	3	0	0	0	0	0	2.0	4	4	4	4	5	2	0	1	14	.400	0	0	0	0	0
TOTAL	18.00	0	0	3	0	0	0	0	0	2.0	4	4	4	4	5	2	0	1	14	.400	0	0	0	0	0



KYLER
Heyne

RIGHT-HANDED PITCHER

YR HT WT B/T
SO 6-0 185 R/R

HOMETOWN
FRISCO, TEXAS
PREV SCHOOL
NAVARRO COLLEGE

SEASON STATS

W-L	ERA	G-GS	SV	IP	BB	SO	WHIP
3-0	3.10	11-0	1	20.1	6	19	1.16

SV/OPP	IRS/IR	BB/9	K/9	K/BB
1/1	7/2	2.7	8.4	3.2

NOTES

- Made K-State debut on Feb. 20, 2023 against Stephen F. Austin
- Played one season at Navarro College with 17 appearance (eight starts)
- Went 1-2 with a 4.11 ERA (26 ER, 57 IP) and 57 strikeouts
- Four-time all-district selection at Reedy HS...
- Rated No. 132 RHP in Texas by Perfect Game
- Born April 22, 2022 in Grapevine, Texas

SEASON HIGHS

Category	Highs	Opponent (last time)	Date
IP	3.1	at Air Force	3/28/23
H	5	at Air Force	3/28/23
R	2	(2x) at Kansas	4/16/23
ER	2	(2x) at Kansas	4/16/23
BB	1	(6x) WICHITA STATE	4/18/23
K	4	at Kansas	4/16/23

CAREER HIGHS

Category	Highs	Opponent (last time)	Date
IP	3.1	at Air Force	3/28/23
H	5	at Air Force	3/28/23
R	2	(2x) at Kansas	4/16/23
ER	2	(2x) at Kansas	4/16/23
BB	1	(6x) WICHITA STATE	4/18/23
K	4	at Kansas	4/16/23

KEEPING TRACK (RELIEF)

	2023	CAREER
2.0+ IP	5	5
3+ K	1	1
In 2+ IP...		
Walked None	1	1
Allowed 0 Runs	--	--
Allowed 2 or Fewer Runs	5	5
Allowed 0 Hits	--	--

LAST TIME

Last Win	4/8/23, at #21 Texas (W, 6-5)
Last Loss	--
Last Save	4/22/23, at UC Irvine (W, 6-4)
Last Appearance	4/22/23, at UC Irvine (W, 6-4)
Last Start	--
Last Relief	4/22/23, at UC Irvine (W, 6-4)

KYLER HEYNE'S CAREER PITCHING LINES

DATE	OPPONENT	GS	IP	H	R	ER	BB	K	NP	DEC	SCORE
2/20	at SFA		1.0	1	0	0	1	1	22	--	16-5
2/25	vs. Sam Houston		1.0	1	0	0	0	1	12	--	3-8
3/4/23	STONEHILL		1.0	0	0	0	0	1	11	--	25-3
3/10/23	YOUNGSTOWN		2.0	2	1	1	0	2	23	--	20-4
3/18/23	at Baylor		1.0	0	0	0	0	1	18	--	8-1
3/22/23	ST. THOMAS		1.0	0	0	0	0	2	12	--	1-2
3/28/23	at Air Force		3.1	5	2	2	1	2	49	W	12-9
3/31/23	#24 WEST VA		1.0	1	0	0	0	1	20	--	3-8
4/8/23	at #21 Texas		2.2	1	1	1	1	2	33	W	6-5
4/16/23	at Kansas		2.0	2	2	2	1	4	43	W	21-18
4/18/23	WICHITA STATE		3.0	2	1	1	1	2	44	--	4-10
4/22/23	at UC Irvine		1.1	0	0	0	0	0	15	SV	6-4
TOTAL	11 appearances		20.1	15	7	7	6	19	302	3-0/1	

CAREER STATS

YEAR	ERA	W	L	APP	GS	CG	SHO	CBO	SV	IP	H	R	ER	BB	SO	2B	3B	HR	BF	B/AVG	WP	HBP	BK	SFA	SHA
2023	3.10	3	0	12	0	0	0	0	1	20.1	15	7	7	6	19	6	1	2	80	.205	2	1	0	0	0
TOTAL	3.10	3	0	12	0	0	0	0	1	20.1	15	7	7	6	19	6	1	2	80	.205	2	1	0	0	0



GRIFFIN
Hassall

RIGHT-HANDED PITCHER

YR HT WT B/T
SR 6-4 210 R/R

HOMETOWN
NEWMARKET, ONTARIO
PREV SCHOOL
BILL CROTHERS

SEASON STATS

W-L	ERA	G-GS	SV	IP	BB	SO	WHIP
4-7	6.24	18-11	0	66.1	25	49	1.48

SV/OPP	IRS/IR	BB/9	K/9	K/BB
0/1	0/0	3.4	6.7	2.0

HONORS

Academic All-Big 12 Second Team (2020)
Big 12 All-Freshman Team (2019)
Big 12 Newcomer of the Week (April 22, 2019)
Big 12 Commissioner's Honor Roll (Spring 2019)
Big 12 Commissioner's Honor Roll (Fall 2019)

NOTES

- Made eight weekend starts and three midweek starts
- Third on team in total appearances (11)
- Started 9 series openers in 2019
- Back-to-back wins against top-25 teams in 2019 (at Texas, vs TCU)
- Career-high 7.2 IP vs TCU on April 18, 2019
- Invited to Junior National Team Selection Camp for Team Canada in 2018
- Born on May 15, 2000 in Newmarket, Ontario

SEASON HIGHS

Category	Highs	Opponent (last time)	Date
IP	6.0	2x (KU)	5/6/22
H	10	at TCU	3/27/22
R	13	at Oklahoma	4/30/22
ER	13	at Oklahoma	4/30/22
BB	5	at Oklahoma	4/30/22
K	6	2x (TEXAS)	4/14/22

CAREER HIGHS

Category	Highs	Opponent (last time)	Date
IP	7.2	TCU	4/18/19
H	11	at KU	5/17/19
R	13	at Oklahoma	4/30/22
ER	13	at Oklahoma	4/30/22
BB	5	at Oklahoma	4/30/22
K	7	UTRGV	3/15/19

KEEPING TRACK (RELIEF)

	2019	2020	2021	2022	CAREER
2.0+ IP	2	0	1	5	8
3+ K	0	0	1	3	3
In 2+ IP...					
Walked None	0	0	0	2	2
Allowed 0 Runs	1	0	1	3	5
Allowed 2 or Fewer Runs	1	0	1	5	7
Allowed 0 Hits	0	0	0	2	2

LAST TIME

Last Win	4/24/22, UC IRVINE (W, 5-3)
Last Loss	5/28/22, vs Oklahoma (L, 4-3)
Last Save	--
Last Appearance	5/28/22, vs Oklahoma (L, 4-3)
Last Start	5/28/22, vs Oklahoma (L, 4-3)
Last Relief	5/21/22, at West Virginia (L, 5-1)

GRIFFIN HASSALL'S CAREER PITCHING LINES

DATE	OPPONENT	GS	IP	H	R	ER	BB	K	NP	DEC	SCORE
2/18/19	at CSUN		1.0	0	2	0	2	1	29	--	11-5
3/1/19	vs San Francisco		3.0	1	0	0	2	2	52	--	1-3
3/10/19	OLD DOMINION		1.1	1	0	0	0	2	23	--	2-8
3/15/19	UTRGV	*	4.2	4	1	1	2	7	97	--	3-1
3/22/19	at Oklahoma St.	*	3.1	5	2	2	2	2	62	--	4-11
3/30/19	TEXAS TECH	*	6.0	4	3	1	2	2	82	--	4-11
4/5/19	at Creighton	*	6.2	4	4	4	3	6	108	L	0-4
4/12/19	at Texas	*	5.0	1	1	1	2	1	65	W	6-4
4/18/19	TCU	*	7.2	3	1	1	1	5	112	W	7-4
4/26/19	OKLAHOMA	*	3.0	4	4	3	4	0	59	L	4-8
5/3/19	at Baylor	*	4.1	5	3	3	1	3	74	--	3-4
5/11/19	WEST VIRGINIA	*	3.0	3	3	3	2	2	46	--	8-6
5/17/19	at KU	*	6.0	11	7	7	1	2	85	L	0-10
5/23/19	vs KU		2.0	3	3	2	1	2	46	--	14-15
2/29/20	FDU		1.0	1	0	0	0	0	15	--	20-1
3/11/20	S. DAKOTA ST.		1.0	0	0	0	0	1	15	--	10-0
2/21/21	vs New Mexico		0.0	0	1	1	0	0	1	--	3-4
3/10/21	S. DAKOTA ST.		2.0	1	0	0	2	3	34	--	10-0
3/13/21	at Rice		1.0	0	1	0	1	0	25	--	8-3
4/1/21	TEXAS TECH		1.1	2	4	0	2	0	40	--	1-17
4/10/21	at Texas		3.0	3	5	5	4	1	67	--	1-15
4/30/21	TEXAS SO.		1.0	2	1	1	0	1	18	--	16-4
2/19/22	vs. Michigan		1.0	2	3	0	0	1	29	L	2-10
2/26/22	at CSU Bakersfield		2.0	1	0	0	1	2	22	--	1-2
3/1/22	at CSU Bakersfield		2.1	3	2	2	0	2	38	L	5-7
3/5/22	at LMU		2.0	0	0	0	0	2	26	--	10-5
3/9/22	Nebraska		4.0	1	1	1	1	5	60	W	6-4
3/15/22	at Omaha		5.2	2	2	2	1	6	88	W	8-4
3/20/22	Morehead State		3.0	3	1	0	2	4	52	W	9-6
3/27/22	at TCU		5.1	10	5	5	0	2	100	L	3-11
4/2/22	Oklahoma State		5.1	7	6	6	3	3	95	L	6-8
4/8/22	at Texas Tech		5.1	3	1	1	1	1	48	--	3-6
4/14/22	Texas		5.1	8	5	5	2	6	100	--	8-5
4/24/22	UC Irvine		6.0	4	2	1	3	2	99	W	5-3
4/30/22	at Oklahoma		2.1	8	13	13	5	0	81	L	10-22
5/6/22	KU		6.0	6	2	2	3	4	94	--	3-5
5/17/22	at Virginia Tech		3.0	7	5	5	0	0	50	L	2-8
5/19/22	at West Virginia		0.2	0	0	0	1	1	13	--	4-15
5/21/22	at West Virginia		2.0	0	0	0	1	3	38	--	1-5
5/28/22	vs. Oklahoma		5.0	8	3	3	1	5	80	L	3-4
TOTAL	40 appearances	21	133.2	131	97	81	59	92	2,268	6-10	

CAREER STATS

YEAR	ERA	W	L	APP	GS	CG	SHO	CBO	SV	IP	H	R	ER	BB	SO	2B	3B	HR	BF	B/AVG	WP	HBP	BK	SFA	SHA
2019	4.42	2	3	14	10	0	0	0	0	57.0	49	34	28	25	37	11	2	3	252	.233	4	11	1	1	5
2020	0.00	0	0	2	0	0	0	1	0	2.0	1	0	0	0	1	0	0	0	7	.143	0	0	0	0	0
2021	7.56	0	0	6	0	0	0	1	0	8.1	8	12	7	9	5	0	1	2	44	.250	2	1	0	2	0
2022	6.24	4	7	18	11	0	0	0	0	66.1	73	51	46	25	49	15	5	11	298	.279	5	3	0	3	5
2023	--	--	--	--	--	--	--	--	--	--	--	--	--	--	--	--	--	--	--	--	--	--	--	--	--
TOTAL	5.45	6	10	40	21	0	0	2	0	133.2	131	97	81	59	92	26	8	16	601	.256	11	15	1	6	10



COREY
Cater

RIGHT-HANDED PITCHER

YR HT WT B/T
SR 6-6 235 R/R

HOMETOWN
SACRAMENTO, CALIF.
PREV SCHOOL
TRINITY UNIVERSITY

SEASON STATS

W-L	ERA	G-GS	SV	IP	BB	SO	WHIP
0-0	0.00	2-0	0	3.2	2	4	.82

SV/OPP	IRS/IR	BB/9	K/9	K/BB
0	0.0	4.9	9.8	2.0

NOTES

- Spent five seasons at NCAA DIII member Trinity University
- Named Third Team ABCA All-Region and two-time all-SCAC selection
- Went 15-7 with a 3.44 ERA (70 ER, 183 IP) with 206 strikeouts, 91 walks
- Born Aug. 14, 1999 on Sacramento, Calif.

SEASON HIGHS

Category	Highs	Opponent (last time)	Date
IP	2.2	at Stephen F. Austin	2/19/23
H	1	at Stephen F. Austin	2/19/23
R	--	--	--
ER	--	--	--
BB	2	at Stephen F. Austin	2/19/23
K	2	(2x) STONEHILL	3/4/23

CAREER HIGHS

Category	Highs	Opponent (last time)	Date
IP	2.2	at Stephen F. Austin	2/19/23
H	1	at Stephen F. Austin	2/19/23
R	--	--	--
ER	--	--	--
BB	2	at Stephen F. Austin	2/19/23
K	2	(2x) STONEHILL	3/4/23

KEEPING TRACK (RELIEF)

	2023	CAREER
2.0+ IP	1	--
3+ K	--	--
In 2+ IP...		
Walked None	--	--
Allowed 0 Runs	1	--
Allowed 2 or Fewer Runs	--	--
Allowed 0 Hits	--	--

LAST TIME

Last Win	--
Last Loss	--
Last Save	--
Last Appearance	3/4/23, STONEHILL (W, 25-3)
Last Start	--
Last Relief	3/4/23, STONEHILL (W, 25-3)

COREY CATER'S CAREER PITCHING LINES

DATE	OPPONENT	GS	IP	H	R	ER	BB	K	NP	DEC	SCORE
2/19/23	at SFA		2.2	1	0	0	2	2	42	--	14-8
3/4/23	STONEHILL		1.0	0	0	0	0	2	11	--	
TOTAL	2 appearances		3.2	1	0	0	2	4	53	0-0	

CAREER STATS

YEAR	ERA	W	L	APP	GS	CG	SHO	CBO	SV	IP	H	R	ER	BB	SO	2B	3B	HR	BF	B/AVG	WP	HBP	BK	SFA	SHA
2023	0.00	0	0	2	0	0	0	0	0	3.2	1	0	0	2	4	0	0	0	14	.083	2	0	0	0	0
TOTAL	0.00	0	0	2	0	0	0	0	0	3.2	1	0	0	2	4	0	0	0	14	.083	2	0	0	0	0



CLAYTON
Broeder

RIGHT-HANDED PITCHER

YR HT WT B/T
JR 6-3 195 R/L

HOMETOWN
PEARLAND, TEXAS
PREV SCHOOL
GRAYSON COLLEGE

SEASON STATS

W-L	ERA	G-GS	SV	IP	BB	SO	WHIP
0-0	0.00	0-0	0	0.0	0	0	0.00

SV/OPP	IRS/IR	BB/9	K/9	K/BB
0	0.0	0.0	0.0	0.0

NOTES

- Spent two seasons at Grayson College
- Went 2-2 with a 6.37 ERA (21 ER, 29.2 IP) with 34 strikeouts, 26 walks
- Rated No. 36 LHP in Texas by Perfect Game out of high school
- Born Sept. 9, 2001

SEASON HIGHS

Category	Highs	Opponent (last time)	Date
IP	--	--	--
H	--	--	--
R	--	--	--
ER	--	--	--
BB	--	--	--
K	--	--	--

CAREER HIGHS

Category	Highs	Opponent (last time)	Date
IP	--	--	--
H	--	--	--
R	--	--	--
ER	--	--	--
BB	--	--	--
K	--	--	--

KEEPING TRACK (RELIEF)

	2023	CAREER
2.0+ IP	--	--
3+ K	--	--
In 2+ IP...		
Walked None	--	--
Allowed 0 Runs	--	--
Allowed 2 or Fewer Runs	--	--
Allowed 0 Hits	--	--

LAST TIME

Last Win	--
Last Loss	--
Last Save	--
Last Appearance	--
Last Start	--
Last Relief	--

CLAYTON BROEDER'S CAREER PITCHING LINES

DATE	OPPONENT	GS	IP	H	R	ER	BB	K	NP	DEC	SCORE
--	--	--	--	--	--	--	--	--	--	--	--

TOTAL

CAREER STATS

YEAR	ERA	W	L	APP	GS	CG	SHO	CBO	SV	IP	H	R	ER	BB	SO	2B	3B	HR	BF	B/AVG	WP	HBP	BK	SFA	SHA
2023	--	--	--	--	--	--	--	--	--	--	--	--	--	--	--	--	--	--	--	--	--	--	--	--	--
TOTAL	--	--	--	--	--	--	--	--	--	--	--	--	--	--	--	--	--	--	--	--	--	--	--	--	--



KEVIN *Mannell*

RIGHT-HANDED PITCHER

YR **R-FR** HT **6-4** WT **205** B/T **R/R**

HOMETOWN
TOPEKA, KAN.
PREV SCHOOL
SEAMAN HS

SEASON STATS

W-L	ERA	G-GS	SV	IP	BB	SO	WHIP
0-0	0.00	0-0	0	0.0	0	0	0.00

SV/OPP	IRS/IR	BB/9	K/9	K/BB
0	0.0	0.0	0.0	0.0

HONORS

Big 12 Commissioner's Honor Roll (Spring 2022)

NOTES

- Rated as No. 4 RHP in and No. 21 overall in Kansas by Perfect Game
- First Team All-Centennial League
- Went 6-2 with a 0.45 ERA and 40 strikeouts in his senior season
- Born March 1, 2003 in Des Moines, Iowa

SEASON HIGHS

Category	Highs	Opponent (last time)	Date
IP	--	--	--
H	--	--	--
R	--	--	--
ER	--	--	--
BB	--	--	--
K	--	--	--

CAREER HIGHS

Category	Highs	Opponent (last time)	Date
IP	--	--	--
H	--	--	--
R	--	--	--
ER	--	--	--
BB	--	--	--
K	--	--	--

KEEPING TRACK (RELIEF)

	2022	2023	CAREER
2.0+ IP	0	0	0
3+ K	0	0	0
In 2+ IP...			
Walked None	0	0	0
Allowed 0 Runs	0	0	0
Allowed 2 or Fewer Runs	0	0	0
Allowed 0 Hits	0	0	0

LAST TIME

Last Win	--
Last Loss	--
Last Save	--
Last Appearance	--
Last Start	--
Last Relief	--

KEVIN MANNELL'S CAREER PITCHING LINES

DATE	OPPONENT	GS	IP	H	R	ER	BB	K	NP	DEC	SCORE
--	--	--	--	--	--	--	--	--	--	--	--

TOTAL

CAREER STATS

YEAR	ERA	W	L	APP	GS	CG	SHO	CBO	SV	IP	H	R	ER	BB	SO	2B	3B	HR	BF	B/AVG	WP	HBP	BK	SFA	SHA
2022	--	--	--	--	--	--	--	--	--	--	--	--	--	--	--	--	--	--	--	--	--	--	--	--	--
2023	--	--	--	--	--	--	--	--	--	--	--	--	--	--	--	--	--	--	--	--	--	--	--	--	--
TOTAL	--	--	--	--	--	--	--	--	--	--	--	--	--	--	--	--	--	--	--	--	--	--	--	--	--



JARED
Henry

RIGHT-HANDED PITCHER

YR HT WT B/T
GR 6-0 185 R/R

HOMETOWN
WEST STOCKBRIDGE, MASS.
PREV SCHOOL
UMASS

SEASON STATS

W-L	ERA	G-GS	SV	IP	BB	SO	WHIP
0-0	0.00	1-0	0	1.0	1	2	2.00

SV/OPP	IRS/IR	BB/9	K/9	K/BB
0	0.0	3.0	9.0	2.0

NOTES

- Played two seasons at UMASS making 36 relief appearances
- Went 4-2 with 14.56 ERA (60 ER, 371 IP), 32 strikeouts, 40 walks
- Spent two seasons at Southern Connecticut (DIII) going 3-1 with a 6.16 ERA (20 ER, 29.2 IP), 35 strikeouts and 22 walks
- Named First Team All-Western MAss and All-Berkshire MVP at Monument Mountain Regional HS
- Born July 4, 2000

SEASON HIGHS

Category	Highs	Opponent (last time)	Date
IP	1.0	STONEHILL	3/4/23
H	--	--	--
R	--	--	--
ER	--	--	--
BB	1	STONEHILL	3/4/23
K	2	STONEHILL	3/4/23

CAREER HIGHS

Category	Highs	Opponent (last time)	Date
IP	1.0	STONEHILL	3/4/23
H	--	--	--
R	--	--	--
ER	--	--	--
BB	1	STONEHILL	3/4/23
K	2	STONEHILL	3/4/23

KEEPING TRACK (RELIEF)

	2023	CAREER
2.0+ IP	--	--
3+ K	--	--
In 2+ IP...		
Walked None	--	--
Allowed 0 Runs	--	--
Allowed 2 or Fewer Runs	--	--
Allowed 0 Hits	--	--

LAST TIME

Last Win	--
Last Loss	--
Last Save	--
Last Appearance	3/4/23, STONEHILL (W, 25-3)
Last Start	--
Last Relief	3/4/23, STONEHILL (W, 25-3)

JARED HENRY'S CAREER PITCHING LINES

DATE	OPPONENT	GS	IP	H	R	ER	BB	K	NP	DEC	SCORE
3/4/23	STONEHILL		1.0	1	0	0	1	2	22	--	25-3
TOTAL	1 appearance		1.0	1	0	0	1	2	22	--	

CAREER STATS

YEAR	ERA	W	L	APP	GS	CG	SHO	CBO	SV	IP	H	R	ER	BB	SO	2B	3B	HR	BF	B/AVG	WP	HBP	BK	SFA	SHA
2023	0.00	0	0	1	0	0	0	0	0	1.0	1	0	0	1	2	0	0	0	5	.250	0	0	0	0	0
TOTAL	0.00	0	0	1	0	0	0	0	0	1.0	1	0	0	1	2	0	0	0	5	.250	0	0	0	0	0



DOM
Hughes

OUTFIELDER

YR SO **HT** 5-9 **WT** 170 **B/T** L/L

HOMETOWN
BOSTON, MASS.
PREV SCHOOL
NORTH OCONEE HS

SEASON STATS

AVG/OBP/SLG	AB	R	H	HR	RBI	BB
.212/.371/.342	85	26	18	2	10	27

SB-ATT	W/RISP	W/2 OUTS	2-OUT RBI
4-5	9-27 (.333)	1-16 (.063)	1

NOTES

- Drove in two insurance runs in 3-0 shutout over Creighton (March 15)
- Son of head coach Pete Hughes (second son to play at K-State)
- Born Jan. 20, 2001 in Boston, Mass.

CAREER STATS

YEAR	AVG	GP	GS	AB	R	H	2B	3B	HR	RBI	TB	SLG%	BB	HBP	SO	GDP	OB%	SF	SH	SB	ATT	PO	A	E	FLD%
2020	.273	8	1	11	2	3	1	0	0	3	4	.364	1	0	1	0	.333	0	0	0	1	1	0	0	1.000
2021	.182	24	10	44	7	8	2	1	1	4	15	.341	10	0	9	0	.333	0	1	1	2	13	0	1	.929
2022	.214	34	15	56	20	12	3	0	2	4	21	.375	7	3	11	0	.328	1	5	1	1	23	0	0	1.000
2023	.212	31	23	85	26	18	1	1	2	10	27	.318	27	4	20	0	.415	2	1	4	5	17	0	0	1.000
TOTAL	.209	97	49	196	55	41	7	2	5	21	67	.342	45	7	41	0	.371	3	7	6	9	54	0	1	.982

SEASON HIGHS

Category	Highs	Opponent (last time)	Date
H	2	(4x) at Air Force	3/28/23
RBI	3	STONEHILL	3/4/23
HR	1	(2x) #24 WEST VIRGINIA	4/1/23
SB	2	YOUNGSTOWN STATE	3/12/23
BB	4	OKLAHOMA	3/24/23
R	3	(3x) YOUNGSTOWN STATE	3/12/23

CAREER HIGHS

Category	Highs	Opponent (last time)	Date
H	2	(7x) at Air Force	3/28/23
RBI	3	STONEHILL	3/4/23
HR	1	(5x) #24 WEST VIRGINIA	4/1/23
SB	2	YOUNGSTOWN STATE	3/12/23
BB	4	OKLAHOMA	3/24/23
R	3	(5x) YOUNGSTOWN STATE	3/12/23

KEEPING TRACK

	2020	2021	2022	2023	CAREER
Multi-Hit Games	0	0	3	4	7
4+-Hit Games	0	0	0	0	0
Multi-RBI Games	1	1	0	2	4
Multi-HR Games	0	0	0	0	0
Multi-Stolen Base Games	0	0	0	1	1

LAST 5 GAMES:

0-4

LAST 10 GAMES:

1-17 (.059); 5 BB, .304 OBP, .059 SLG

CURRENT HITTING STREAK:

--

CURRENT ON-BASE STREAK:

4 games



CHRISTIAN
Holmes

INFIELDER

YR FR **HT** 6-2 **WT** 215 **B/T** R/R

HOMETOWN
CRETE, ILL.
PREV SCHOOL
BROTHER RICE HS

SEASON STATS

AVG/OBP/SLG	AB	R	H	HR	RBI	BB
.000/.000/.000	--	--	--	--	--	--

SB-ATT	W/RISP	W/2 OUTS	2-OUT RBI
--	--	--	--

NOTES

- Played for Nww Britain Bees in the Futures Collegiate Baseball League, slashed a line of .181/.234/.181
- Named 2022 Perfect Game Preseason All-America and All-Region teams
- Rated 75th overall in Illinois and No. 12 shortstop by Perfect Game
- Born Dec. 26, 2003 in Hazel Crest, Ill.

CAREER STATS

YEAR	AVG	GP	GS	AB	R	H	2B	3B	HR	RBI	TB	SLG%	BB	HBP	SO	GDP	OB%	SF	SH	SB	ATT	PO	A	E	FLD%
2023	--	--	--	--	--	--	--	--	--	--	--	--	--	--	--	--	--	--	--	--	--	--	--	--	--
TOTAL	--	--	--	--	--	--	--	--	--	--	--	--	--	--	--	--	--	--	--	--	--	--	--	--	--

SEASON HIGHS

Category	Highs	Opponent (last time)	Date
H	--	--	--
RBI	--	--	--
HR	--	--	--
SB	--	--	--
BB	--	--	--
R	--	--	--

CAREER HIGHS

Category	Highs	Opponent (last time)	Date
H	--	--	--
RBI	--	--	--
HR	--	--	--
SB	--	--	--
BB	--	--	--
R	--	--	--

KEEPING TRACK

	2023	CAREER
Multi-Hit Games	--	--
4+-Hit Games	--	--
Multi-RBI Games	--	--
Multi-HR Games	--	--
Multi-Stolen Base Games	--	--

LAST 5 GAMES:

--

LAST 10 GAMES:

--

CURRENT HITTING STREAK:

--

CURRENT ON-BASE STREAK:

--



MATT
Lemke

UTILITY

YR HT WT B/T
FR 6-0 180 R/R

HOMETOWN
OVERLAND PARK, KAN.
PREV SCHOOL
BLUE VALLEY NORTHWEST

SEASON STATS

AVG/OBP/SLG	AB	R	H	HR	RBI	BB
.000/.000/.000	--	--	--	--	--	--

SB-ATT	W/RISP	W/2 OUTS	2-OUT RBI
--	--	--	--

NOTES

- Played for Hastings Sodbusters of the Independence League and slashed a line of .149/.220/.203
- Named to Kansas 6A All-State First Team in HS...
- Rated No. 14 prospect and No. 5 second baseman in Kansas by Perfect Game
- Born Dec. 5, 2003

CAREER STATS

YEAR	AVG	GP	GS	AB	R	H	2B	3B	HR	RBI	TB	SLG%	BB	HBP	SO	GDP	OB%	SF	SH	SB	ATT	PO	A	E	FLD%
2023	--	--	--	--	--	--	--	--	--	--	--	--	--	--	--	--	--	--	--	--	--	--	--	--	--
TOTAL	--	--	--	--	--	--	--	--	--	--	--	--	--	--	--	--	--	--	--	--	--	--	--	--	--

SEASON HIGHS

Category	Highs	Opponent (last time)	Date
H	--	--	--
RBI	--	--	--
HR	--	--	--
SB	--	--	--
BB	--	--	--
R	--	--	--

CAREER HIGHS

Category	Highs	Opponent (last time)	Date
H	--	--	--
RBI	--	--	--
HR	--	--	--
SB	--	--	--
BB	--	--	--
R	--	--	--

KEEPING TRACK

	2023	CAREER
Multi-Hit Games	--	--
4+-Hit Games	--	--
Multi-RBI Games	--	--
Multi-HR Games	--	--
Multi-Stolen Base Games	--	--

LAST 5 GAMES:

--

LAST 10 GAMES:

--

CURRENT HITTING STREAK:

--

CURRENT ON-BASE STREAK:

--



ORLANDO
Salinas, Jr.

INFILDER

YR HT WT B/T
SO 5-11 185 L/R

HOMETOWN
CORPUS CHRISTI, TEXAS
PREV SCHOOL
OKLAHOMA STATE

SEASON STATS

AVG/OBP/SLG	AB	R	H	HR	RBI	BB
.214/.357/.429	56	16	12	3	14	12

SB-ATT	W/RISP	W/2 OUTS	2-OUT RBI
3-4	3-18 (.167)	4-17 (.235)	4

NOTES

- Started in seven games at third, one at second against Creighton
- Had first multi-home run game against Army (March 3)
- Rated as the No. 5 shortstop and No. 18 player overall in Texas by Perfect Game
- Born Sept. 17, 2000

CAREER STATS

YEAR	AVG	GP	GS	AB	R	H	2B	3B	HR	RBI	TB	SLG%	BB	HBP	SO	GDP	OB%	SF	SH	SB	ATT	PO	A	E	FLD%
2022	.209	49	31	129	17	27	7	2	4	20	50	.388	15	1	44	3	.297	0	1	0	3	101	38	6	.959
2023	.214	20	16	56	16	12	3	0	3	14	24	.429	12	1	13	1	.357	1	1	3	4	19	36	4	.932
TOTAL	.211	69	47	185	33	39	10	2	7	34	74	.400	27	2	57	4	.316	1	2	3	7	120	74	10	.951

SEASON HIGHS

Category	Highs	Opponent (last time)	Date
H	2	(2x) ARMY	3/5/23
RBI	5	ARMY	3/5/23
HR	2	ARMY	3/5/23
SB	2	YOUNGSTOWN STATE	3/10/23
BB	3	YOUNGSTOWN STATE	3/10/23
R	3	(2x) YOUNGSTOWN STATE	3/10/23

CAREER HIGHS

Category	Highs	Opponent (last time)	Date
H	3	MOREHEAD STATE	3/19/22
RBI	5	ARMY	3/5/23
HR	2	ARMY	3/5/23
SB	2	YOUNGSTOWN STATE	3/10/23
BB	3	YOUNGSTOWN STATE	3/10/23
R	3	(2x) YOUNGSTOWN STATE	3/10/23

KEEPING TRACK

	2022	2023	CAREER
Multi-Hit Games	4	3	7
4+-Hit Games	0	0	0
Multi-RBI Games	5	4	9
Multi-HR Games	0	1	1
Multi-Stolen Base Games	0	1	1

LAST 5 GAMES:

2-13 (.154); 2 R, 1 2B, 2 BB, .250 OBP

LAST 10 GAMES:

6-35 (.188); 5 R, 4 BB, .270 OBP, .219 SLG

CURRENT HITTING STREAK:

--

CURRENT ON-BASE STREAK:

2 games



BRENDAN
Jones

OUTFIELDER

5

YR **SO** HT **5-10** WT **180** B/T **L/L**

HOMETOWN
GREENBRIER, TENN.

PREV SCHOOL
GOODPASTURE CHRISTIAN HS

SEASON STATS

AVG/OBP/SLG	AB	R	H	HR	RBI	BB
.256/.400/.438	160	40	41	5	20	36

SB-ATT	W/RISP	W/2 OUTS	2-OUT RBI
23-27	12-38 (.316)	10-50 (.200)	6

NOTES

- Ranks 3rd in the nation in walks (29); 2nd in Big 12
- Ranks 5th in DI in steals (19); 2nd in Big 12
- On track to break the single-season stolen base record (43)
- Rated as the No. 7 outfielder and 34th overall player in the state of Tennessee by Perfect Game out of HS

CAREER STATS

YEAR	AVG	GP	GS	AB	R	H	2B	3B	HR	RBI	TB	SLG%	BB	HBP	SO	GDP	OB%	SF	SH	SB	ATT	PO	A	E	FLD%
2022	.500	29	0	8	7	4	0	0	0	4	4	.500	3	0	2	0	.583	1	0	2	2	9	1	1	.909
2023	.256	42	42	160	40	41	10	2	5	20	70	.438	36	3	41	2	.400	1	1	23	27	86	2	0	1.000
TOTAL	.268	71	42	168	47	45	10	2	5	24	74	.440	39	3	43	2	.410	2	1	25	29	95	3	1	.990

SEASON HIGHS

Category	Highs	Opponent (last time)	Date
H	3	(4x) at UC Irvine	4/21/23
RBI	4	at Stephen F. Austin	2/19/23
HR	1	(5x) at #21 Texas	4/8/23
SB	2	(5x) at Baylor	3/18/23
BB	3	(2x) YOUNGSTOWN STATE	3/11/23
R	3	(2x) at Kansas	4/16/23

CAREER HIGHS

Category	Highs	Opponent (last time)	Date
H	3	(4x) at UC Irvine	4/21/23
RBI	4	at Stephen F. Austin	2/19/23
HR	1	(5x) at #21 Texas	4/8/23
SB	2	(6x) at Baylor	3/18/23
BB	3	(2x) YOUNGSTOWN STATE	3/11/23
R	3	(2x) at Kansas	4/16/23

KEEPING TRACK

	2022	2023	CAREER
Multi-Hit Games	0	9	9
4+-Hit Games	0	0	0
Multi-RBI Games	1	5	6
Multi-HR Games	0	0	0
Multi-Stolen Base Games	1	8	9

LAST 5 GAMES:

6-20 (.300); 6 R, 2 2B, .440 OBP, .400 SLG, 2-2 SB

LAST 10 GAMES:

10-38 (.263); 9 R, 2 2B, 1 HR, 3 RBI, .364 OBP, .500 SLG

CURRENT HITTING STREAK:

--

CURRENT ON-BASE STREAK:

3 games



BRADY
Day

INFIELDER

7

YR **R-SO** HT **6-0** WT **190** B/T **L/R**

HOMETOWN
HAMPSTEAD, N.H.

PREV SCHOOL
PINKERTON ACADEMY

SEASON STATS

AVG/OBP/SLG	AB	R	H	HR	RBI	BB
.351/.503/.448	134	26	47	2	20	38

SB-ATT	W/RISP	W/2 OUTS	2-OUT RBI
7-10	11-39 (.282)	22-52 (.423)	7

NOTES

- Hit walk-off single in final game of series sweep over Oklahoma (March 26)
- Only player to grab multiple hits against Creighton
- Has ranks second on team in batting average (.333)
- Made first start of career at Cal State Fullerton
- Three-year letterwinner at Pinkerton Academy and named all-state in 2019
- Also lettered in basketball and tied school record with 7 3-pointers in a game

CAREER STATS

YEAR	AVG	GP	GS	AB	R	H	2B	3B	HR	RBI	TB	SLG%	BB	HBP	SO	GDP	OB%	SF	SH	SB	ATT	PO	A	E	FLD%
2021																									
2022	.284	41	23	102	25	29	7	1	1	10	41	.402	17	3	15	4	.402	0	2	2	4	9	28	2	.949
2023	.351	39	39	134	26	47	7	0	2	20	60	.448	38	6	15	0	.503	3	2	7	10	56	78	5	.964
TOTAL	.322	80	62	236	51	76	14	1	3	30	101	.428	55	9	30	4	.462	3	4	9	14	65	106	7	.961

SEASON HIGHS

Category	Highs	Opponent (last time)	Date
H	3	(5x) at UC Irvine	4/23/23
RBI	3	(2x) ARMY	3/5/23
HR	1	(2x) #24 WEST VIRGINIA	4/1/23
SB	1	(6x) at Air Force	3/29/23
BB	3	(2x) NEBRASKA	4/4/23
R	3	(2x) #24 WEST VIRGINIA	3/31/23

CAREER HIGHS

Category	Highs	Opponent (last time)	Date
H	3	(7x) at Kansas	4/16/23
RBI	2	(4x) vs. Sam Houston	2/25/23
HR	1	(3x) #24 WEST VIRGINIA	4/1/23
SB	1	(8x) at Air Force	3/29/23
BB	3	(3x) NEBRASKA	4/4/23
R	3	(3x) #24 WEST VIRGINIA	3/31/23

KEEPING TRACK

	2022	2023	CAREER
Multi-Hit Games	9	13	22
4+-Hit Games	0	0	0
Multi-RBI Games	3	4	7
Multi-HR Games	0	0	0
Multi-Stolen Base Games	0	0	0

LAST 5 GAMES:

9-17 (.529); 5 R, 2 RBI, 5 BB, .652 OBP, .588 SLG

LAST 10 GAMES:

17-35 (.486); 8 R, 10 BB, .609 OBP, .543 SLG

CURRENT HITTING STREAK:

--

CURRENT ON-BASE STREAK:

22 games



COLE
Johnson

OUTFIELDER

YR HT WT B/T
SR 6-2 190 R/R

HOMETOWN
SOUTHLAKE, TEXAS
PREV SCHOOL
TCU

SEASON STATS

AVG/OBP/SLG | AB | R | H | HR | RBI | BB
.273/.358/.485 | 42 | 33 | 45 | 8 | 41 | 19

SB-ATT W/RISP W/2 OUTS 2-OUT RBI
8-13 15-59 (.254) 12-54 (.222) 9

NOTES

- Has two of the Cats four season grand slams
- Hit go-ahead HR in 3-0 shutout over Creighton
- First player this season to hit multi-HR in Big 12
- Transferred from TCU after 2020 season (did not appear in a game for TCU)
- Played one season at Weatherford College

CAREER STATS

YEAR	AVG	GP	GS	AB	R	H	2B	3B	HR	RBI	TB	SLG%	BB	HBP	SO	GDP	OB%	SF	SH	SB	ATT	PO	A	E	FLD%
2021	.203	25	11	59	11	12	0	0	1	4	15	.254	5	2	19	0	.288	0	0	4	6	12	0	0	1.000
2022	.292	55	55	209	29	61	14	1	7	32	98	.469	18	3	35	7	.355	1	1	6	9	116	4	3	.976
2023	.273	42	42	165	33	45	11	0	8	41	80	.485	19	4	33	4	.358	2	2	8	13	57	1	0	1.000
TOTAL	.273	122	108	433	73	118	25	1	16	77	193	.446	42	9	87	11	.347	3	3	18	28	185	5	3	.984

SEASON HIGHS

Category	Highs	Opponent (last time)	Date
H	3	(2x) at Kansas	4/16/23
RBI	6	at Stephen F. Austin	2/20/23
HR	2	at Stephen F. Austin	2/20/23
SB	2	STONEHILL	3/6/23
BB	2	(2x) at Baylor	3/17/23
R	4	at Kansas	4/16/23

CAREER HIGHS

Category	Highs	Opponent (last time)	Date
H	4	2x (NORTHERN COLORADO)	3/30/22
RBI	6	at Stephen F. Austin	2/20/23
HR	2	2x (at Stephen F. Austin)	2/20/23
SB	2	STONEHILL	3/6/23
BB	2	(5x) at Baylor	3/17/23
R	4	at Kansas	4/16/23

KEEPING TRACK

	2021	2022	2023	CAREER
Multi-Hit Games	2	15	12	29
4+-Hit Games	0	2	0	2
Multi-RBI Games	1	7	11	19
Multi-HR Games	0	1	1	2
Multi-Stolen Base Games	0	0	1	1

LAST 5 GAMES:

7-21 (.333); 6 R, .391 OBP, .619 SLG

LAST 10 GAMES:

10-41 (.244); 9 R, 4 2B, 8 RBI, .273 OBP, .444 SLG

CURRENT HITTING STREAK:

6 games

CURRENT ON-BASE STREAK:

10 games



ROBERTO
Pena

INFIELDER

YR HT WT B/T
SR 6-1 210 R/R

HOMETOWN
CARACAS, VENEZUELA
PREV SCHOOL
SOUTH FLORIDA

SEASON STATS

AVG/OBP/SLG | AB | R | H | HR | RBI | BB
.248/.342/.535 | 157 | 34 | 39 | 11 | 47 | 22

SB-ATT W/RISP W/2 OUTS 2-OUT RBI
7-7 17-59 (.288) 17-59 (.288) 22

NOTES

- Collegiate Baseball National/ Big 12 Player of the Week (April 3, 2023)
- Leads team with 10 HR and 45 RBI
- Leads the team with 22 2-out RBI
- Spent last two seasons at South Florida, posted a slash line of .236/.381/.478, appearing in 61 games (60 starts)
- Born June 11, 1999 in Caracas, Venezuela

CAREER STATS

YEAR	AVG	GP	GS	AB	R	H	2B	3B	HR	RBI	TB	SLG%	BB	HBP	SO	GDP	OB%	SF	SH	SB	ATT	PO	A	E	FLD%
2023	.248	42	42	157	34	39	10	1	11	47	84	.535	22	2	57	2	.342	3	0	7	7	270	16	3	.990
TOTAL	.248	42	42	157	34	39	10	1	11	47	84	.535	22	2	57	2	.342	3	0	7	7	270	16	3	.990

SEASON HIGHS

Category	Highs	Opponent (last time)	Date
H	4	STONEHILL	3/4/23
RBI	5	(2x) #24 WEST VIRGINIA	4/2/23
HR	2	#24 WEST VIRGINIA	4/2/23
SB	2	YOUNGSTOWN STATE	3/10/23
BB	2	(3x) ARMY	3/5/23
R	3	(2x) YOUNGSTOWN STATE	3/10/23

CAREER HIGHS

Category	Highs	Opponent (last time)	Date
H	4	STONEHILL	3/4/23
RBI	5	(2x) #24 WEST VIRGINIA	4/2/23
HR	2	#24 WEST VIRGINIA	4/2/23
SB	2	YOUNGSTOWN STATE	3/10/23
BB	2	(3x) ARMY	3/5/23
R	3	(2x) YOUNGSTOWN STATE	3/10/23

KEEPING TRACK

	2023	CAREER
Multi-Hit Games	13	13
4+-Hit Games	1	1
Multi-RBI Games	13	13
Multi-HR Games	1	1
Multi-Stolen Base Games	1	1

LAST 5 GAMES:

4-22 (.182); 4 R, 4 RBI, 3 HR, .250 OBP, .591 SLG

LAST 10 GAMES:

11-41 (.268); 6 R, 1 2B, .333 OBP, .512 SLG

CURRENT HITTING STREAK:

--

CURRENT ON-BASE STREAK:

3 games



CAYDEN
Phillips

CATCHER

12

YR **SO** HT **6-3** WT **200** B/T **R/R**

HOMETOWN
AMARILLO, TEXAS
PREV SCHOOL
AMARILLO HS

SEASON STATS

AVG/OBP/SLG | AB | R | H | HR | RBI | BB
.273/.333/.455 | 11 | 1 | 3 | 0 | 3 | 0

SB-ATT | W/RISP | W/2 OUTS | 2-OUT RBI
0-1 | 2-6 (.333) | 1-3 (.333) | 2

NOTES

- Ranked as No. 14 catcher in Texas by Perfect Game
- Originally committed to DBU
- Voted team captain and co-MVP his senior season at Amarillo
- Named to 2021 Texas 5A all-state team
- Three-time all-district pick

CAREER STATS

YEAR	AVG	GP	GS	AB	R	H	2B	3B	HR	RBI	TB	SLG%	BB	HBP	SO	GDP	OB%	SF	SH	SB	ATT	PO	A	E	FLD%
2022	.000	7	0	6	0	0	0	0	0	0	0	.000	1	1	6	0	.250	0	0	0	0	4	0	0	1.000
2023	.273	6	3	11	1	3	2	0	0	3	5	.455	0	1	2	0	.333	0	1	0	1	24	4	1	.966
TOTAL	.176	13	3	17	1	3	2	0	0	3	5	.294	1	2	8	0	.300	0	1	0	1	28	4	1	.970

SEASON HIGHS

Category	Highs	Opponent (last time)	Date
H	1	at Stephen F. Austin	2/20/23
RBI	2	YOUNGSTOWN STATE	3/12/23
HR	--	--	--
SB	--	--	--
BB	--	--	--
R	1	at Stephen F. Austin	2/20/23

CAREER HIGHS

Category	Highs	Opponent (last time)	Date
H	1	at Stephen F. Austin	2/20/23
RBI	2	YOUNGSTOWN STATE	3/12/23
HR	--	--	--
SB	--	--	--
BB	1	at Texas Tech	4/9/22
R	1	at Stephen F. Austin	2/20/23

KEEPING TRACK

	2022	2023	CAREER
Multi-Hit Games	0	0	0
4+-Hit Games	0	0	0
Multi-RBI Games	0	1	1
Multi-HR Games	0	0	0
Multi-Stolen Base Games	0	0	0

LAST 5 GAMES:

0-2 (.000)

LAST 10 GAMES:

0-2 (.000)

CURRENT HITTING STREAK:

--

CURRENT ON-BASE STREAK:

--



CADYN
Karl

OUTFIELDER

14

YR **FR** HT **6-2** WT **195** B/T **R/R**

HOMETOWN
EDMOND, OKLA.
PREV SCHOOL
JONES HS

SEASON STATS

AVG/OBP/SLG | AB | R | H | HR | RBI | BB
.000/.000/.000 | -- | -- | -- | -- | -- | --

SB-ATT	W/RISP	W/2 OUTS	2-OUT RBI

NOTES

- Played for Niagara Power of the Perfect Game Collegiate Baseball League
- Named to 2022 Perfect Game Preseason All-America and All-Region teams
- Rated No. 20 overall and No. 2 outfielder in Oklahoma by Perfect Game

CAREER STATS

YEAR	AVG	GP	GS	AB	R	H	2B	3B	HR	RBI	TB	SLG%	BB	HBP	SO	GDP	OB%	SF	SH	SB	ATT	PO	A	E	FLD%
2023	--	--	--	--	--	--	--	--	--	--	--	--	--	--	--	--	--	--	--	--	--	--	--	--	--
TOTAL	--	--	--	--	--	--	--	--	--	--	--	--	--	--	--	--	--	--	--	--	--	--	--	--	--

SEASON HIGHS

Category	Highs	Opponent (last time)	Date
H	--	--	--
RBI	--	--	--
HR	--	--	--
SB	--	--	--
BB	--	--	--
R	--	--	--

CAREER HIGHS

Category	Highs	Opponent (last time)	Date
H	--	--	--
RBI	--	--	--
HR	--	--	--
SB	--	--	--
BB	--	--	--
R	--	--	--

KEEPING TRACK

	2023	CAREER
Multi-Hit Games	--	--
4+-Hit Games	--	--
Multi-RBI Games	--	--
Multi-HR Games	--	--
Multi-Stolen Base Games	--	--

LAST 5 GAMES:

--

LAST 10 GAMES:

--

CURRENT HITTING STREAK:

--

CURRENT ON-BASE STREAK:

--



KYAN
Lodice

OUTFIELDER

15

YR **R-FR** HT **6-2** WT **190** B/T **R/R**

HOMETOWN
OMAHA, NEB.
PREV SCHOOL
MILLARD WEST HS

SEASON STATS

AVG/OBP/SLG	AB	R	H	HR	RBI	BB
.219/.359/.328	64	17	14	2	12	14

SB-ATT	W/RISP	W/2 OUTS	2-OUT RBI
6-7	6-25 (.240)	4-14 (.286)	3

NOTES

- Hit first collegiate grand slam against KU (4/16/23)
- Made collegiate debut at Stephen F. Austin (2/17/22)
- Ranked as top shortstop and third player overall in Nebraska by Perfect Game
- Named second team all-state and team MVP in his senior season
- Played for the Norwich Sea Unicorns of the Futures Collegiate League
- Slashed .262/.373/.426 with five doubles, a home run and 12 RBI last summer

CAREER STATS

YEAR	AVG	GP	GS	AB	R	H	2B	3B	HR	RBI	TB	SLG%	BB	HBP	SO	GDP	OB%	SF	SH	SB	ATT	PO	A	E	FLD%
2022	REDSHIRT																								
2023	.219	24	18	64	17	14	1	0	2	12	21	.328	14	0	27	1	.359	0	1	6	7	42	4	4	.920
TOTAL	.219	24	18	64	17	14	1	0	2	12	21	.328	14	0	27	1	.359	0	1	6	7	42	4	4	.920

SEASON HIGHS

Category	Highs	Opponent (last time)	Date
H	2	(2x) at Kansas	4/16/23
RBI	6	at Kansas	4/16/23
HR	1	(2x) at Kansas	4/16/23
SB	2	(2x) YOUNGSTOWN STATE	3/11/23
BB	2	at Stephen F. Austin	2/17/23
R	4	at Stephen F. Austin	2/19/23

CAREER HIGHS

Category	Highs	Opponent (last time)	Date
H	2	(2x) at Kansas	4/16/23
RBI	6	at Kansas	4/16/23
HR	1	(2x) at Kansas	4/16/23
SB	2	(2x) YOUNGSTOWN STATE	3/11/23
BB	2	at Stephen F. Austin	2/17/23
R	4	at Stephen F. Austin	2/19/23

KEEPING TRACK

	2022	2023	CAREER
Multi-Hit Games	0	2	2
4+-Hit Games	0	0	0
Multi-RBI Games	0	2	2
Multi-HR Games	0	0	0
Multi-Stolen Base Games	0	1	1

LAST 5 GAMES:

4-16 (.250); 4 R, 8 RBI, 2 BB, .333 OBP, .625 SLG

LAST 10 GAMES:

4-16 (.250); 4 R, 8 RBI, 2 BB, .333 OBP, .625 SLG

CURRENT HITTING STREAK:

--

CURRENT ON-BASE STREAK:

--



CASH
Rugely

INFIELDER

18

YR **JR** HT **6-0** WT **195** B/T **R/R**

HOMETOWN
ROUND ROCK, TEXAS
PREV SCHOOL
NAVARRO COLLEGE

SEASON STATS

AVG/OBP/SLG	AB	R	H	HR	RBI	BB
.307/.461/.482	137	39	42	5	30	37

SB-ATT	W/RISP	W/2 OUTS	2-OUT RBI
12-15	16-44 (.364)	12-44 (.273)	14

NOTES

- Ranks second on team with 14 2-out RBI
- Spent three seasons at Navarro College
- Twice named conference player of the year and all-region (2019, 2021)
- In 2021, slashed .371/.519/.707 with 15 doubles, eight homers, 41 RBI
- Drafted by St. Louis in the 40th round of the 2019 MLB Draft
- Rated as the No. 11 shortstop and No. 95 player in Texas by Perfect Game

CAREER STATS

YEAR	AVG	GP	GS	AB	R	H	2B	3B	HR	RBI	TB	SLG%	BB	HBP	SO	GDP	OB%	SF	SH	SB	ATT	PO	A	E	FLD%
2022	.211	32	18	76	9	16	3	1	2	9	27	.355	9	1	23	1	.299	1	1	0	32	6	4	.905	
2023	.307	41	39	137	39	42	7	1	5	30	66	.482	37	3	40	2	.461	1	3	12	15	74	7	3	.964
TOTAL	.272	73	57	213	48	58	10	2	7	39	93	.437	46	4	63	3	.408	2	4	12	15	106	13	7	.944

SEASON HIGHS

Category	Highs	Opponent (last time)	Date
H	3	(4x) at Kansas	4/16/23
RBI	5	YOUNGSTOWN STATE	3/10/23
HR	1	(5x) at Baylor	3/19/23
SB	3	YOUNGSTOWN STATE	3/10/23
BB	3	(2x) at Creighton	3/15/23
R	4	(2x) at Air Force	3/29/23

CAREER HIGHS

Category	Highs	Opponent (last time)	Date
H	3	(4x) at Kansas	4/16/23
RBI	5	YOUNGSTOWN STATE	3/10/23
HR	1	(5x) at Baylor	3/19/23
SB	3	YOUNGSTOWN STATE	3/10/23
BB	3	(2x) at Creighton	3/15/23
R	4	(2x) at Air Force	3/29/23

KEEPING TRACK

	2022	2023	CAREER
Multi-Hit Games	4	11	15
4+-Hit Games	0	0	0
Multi-RBI Games	3	6	9
Multi-HR Games	0	0	0
Multi-Stolen Base Games	0	2	2

LAST 5 GAMES:

5-24 (.208); 3 R, 4 RBI, 3 BB, .296 OBP, .208 SLG

LAST 10 GAMES:

9-42 (.214); 9 R, 5 RBI, 9 BB, .353 OBP, .238 SLG

CURRENT HITTING STREAK:

--

CURRENT ON-BASE STREAK:

24 games



CARSON

Queck

OUTFIELDER

YR HT WT B/T
FR 6-2 215 R/RHOMETOWN
THE WOODLANDS, TEXASPREV SCHOOL
WOODLANDS CHRISTIAN

SEASON STATS

AVG/OBP/SLG	AB	R	H	HR	RBI	BB
.200/.405/.333	30	6	6	0	4	10

SB-ATT	W/RISP	W/2 OUTS	2-OUT RBI
1-1	1-10 (.100)	2-13 (.154)	0

NOTES

- Made first collegiate start against Iowa on Feb. 26, 2023
- Played for Texas Twelve of the Five Tool Collegiate Baseball League
- Named to 2022 Perfect Game All-America and All-Region Teams
- Rated as the 20th best player in the state of Texas and No. 5 outfielder in the state by Perfect Game
- Born Aug. 26, 2003 in Augusta, Ga.

CAREER STATS

YEAR	AVG	GP	GS	AB	R	H	2B	3B	HR	RBI	TB	SLG%	BB	HBP	SO	GDP	OB%	SF	SH	SB	ATT	PO	A	E	FLD%
2023	.200	15	8	30	6	6	2	1	0	4	10	.333	10	1	15	1	.405	1	0	1	1	9	0	0	1.000
TOTAL	.200	15	8	30	6	6	2	1	0	4	10	.333	10	1	15	1	.405	1	0	1	1	9	0	0	1.000

SEASON HIGHS

Category	Highs	Opponent (last time)	Date
H	1	(6x) at UC Irvine	4/23/23
RBI	2	(2x) at Air Force	3/29/23
HR	--	--	--
SB	1	ST. THOMAS	3/22/23
BB	2	(2x) STONEHILL	3/4/23
R	3	STONEHILL	3/4/23

CAREER HIGHS

Category	Highs	Opponent (last time)	Date
H	1	(6x) at UC Irvine	4/23/23
RBI	2	(2x) at Air Force	3/29/23
HR	--	--	--
SB	1	ST. THOMAS	3/22/23
BB	2	(2x) STONEHILL	3/4/23
R	3	STONEHILL	3/4/23

KEEPING TRACK

	2023	CAREER
Multi-Hit Games	--	--
4+-Hit Games	--	--
Multi-RBI Games	2	2
Multi-HR Games	--	--
Multi-Stolen Base Games	--	--

LAST 5 GAMES:

2-6 (.333); 1 R, 12B, 2 RBI, 1 R, .375 OBP, .500 SLG

LAST 10 GAMES:

3-12 (.250); 1 R, 2 RBI, .333 OBP, .333 SLG

CURRENT HITTING STREAK:

2 game

CURRENT ON-BASE STREAK:

2 game



KAELEN

Culpepper

INFIELDER

YR HT WT B/T
SO 6-0 185 R/RHOMETOWN
MEMPHIS, TENN.PREV SCHOOL
ST. BENEDICT AT AUBURNDAL HS

SEASON STATS

AVG/OBP/SLG	AB	R	H	HR	RBI	BB
.287/.407/.575	87	21	25	7	28	12

SB-ATT	W/RISP	W/2 OUTS	2-OUT RBI
5-5	10-34 (.294)	8-30 (.267)	8

NOTES

- 2022 Big 12 All-Freshman Team, All-Big 12 Honorable Mention
- Ranked as No. 2 shortstop and 21st player overall in Tennessee by Perfect Game
- Played for Norwich Sea Unicorns of Futures Collegiate League
- Slashed .301/.421/.391 with six doubles, two homers last summer

CAREER STATS

YEAR	AVG	GP	GS	AB	R	H	2B	3B	HR	RBI	TB	SLG%	BB	HBP	SO	GDP	OB%	SF	SH	SB	ATT	PO	A	E	FLD%
2022	.283	51	48	166	27	47	9	0	5	22	71	.428	12	8	27	2	.356	2	3	1	1	26	89	6	.950
2023	.287	23	23	87	21	25	4	0	7	28	50	.575	12	7	20	0	.407	2	0	5	5	18	50	3	.958
TOTAL	.285	74	71	253	48	72	13	0	12	50	121	.478	24	15	47	2	.375	4	3	6	6	44	139	9	.953

SEASON HIGHS

Category	Highs	Opponent (last time)	Date
H	3	at Stephen F. Austin	2/20/23
RBI	6	at Kansas	4/16/23
HR	2	at Kansas	4/16/23
SB	1	(5x) CREIGHTON	4/10/23
BB	3	at Air Force	3/29/23
R	3	at Stephen F. Austin	2/20/23

CAREER HIGHS

Category	Highs	Opponent (last time)	Date
H	3	(2x) at Stephen F. Austin	2/20/23
RBI	6	at Kansas	4/16/23
HR	2	at Kansas	4/16/23
SB	1	(6x) CREIGHTON	4/10/23
BB	3	at Air Force	3/29/23
R	3	at Stephen F. Austin	2/20/23

KEEPING TRACK

	2022	2023	CAREER
Multi-Hit Games	13	8	21
4+-Hit Games	0	0	0
Multi-RBI Games	3	5	8
Multi-HR Games	0	1	1
Multi-Stolen Base Games	0	0	0

LAST 5 GAMES:

6-17 (.353); 6 R, 10 RBI, 4 HR, .500 OBP, 1.118 SLG

LAST 10 GAMES:

10-35 (.286); 10 R, 12 RBI, 6 BB, .447 OBP, .714 SLG

CURRENT HITTING STREAK:

--

CURRENT ON-BASE STREAK:

11 games



JAYDEN
Lobliner

CATCHER

24

YR **FR** HT **5-10** WT **190** B/T **R/R**

HOMETOWN
ST. CHARLES, ILL.

PREV SCHOOL
ST. CHARLES NORTH HS

SEASON STATS

AVG/OBP/SLG	AB	R	H	HR	RBI	BB
.167/.348/.167	18	2	3	0	1	2

SB-ATT	W/RISP	W/2 OUTS	2-OUT RBI
1-1	1-5 (.200)	1-3 (.333)	0

NOTES

- Threw out first runner in 3-0 shutout against Creighton
- Made collegiate debut at Stephen F. Austin on Feb. 19, 2023
- Rated as the No. 25 prospect and No. 4 catcher in the state of Illinois by Perfect Game
- Born April 3, 2004 in Royal Oak, Mich.

CAREER STATS

YEAR	AVG	GP	GS	AB	R	H	2B	3B	HR	RBI	TB	SLG%	BB	HBP	SO	GDP	OB%	SF	SH	SB	ATT	PO	A	E	FLD%
2023	.167	11	5	18	2	3	0	0	0	1	3	.167	2	3	7	0	.348	0	0	1	1	28	5	0	1.000
TOTAL	.167	11	5	18	2	3	0	0	0	1	3	.167	2	3	7	0	.348	0	0	1	1	28	5	0	1.000

SEASON HIGHS

Category	Highs	Opponent (last time)	Date
H	2	STONEHILL	3/4/23
RBI	1	STONEHILL	3/4/23
HR	--	--	--
SB	1	STONEHILL	3/4/23
BB	1	at Stephen F. Austin	2/19/23
R	1	(2x) NEBRASKA	4/4/23

CAREER HIGHS

Category	Highs	Opponent (last time)	Date
H	2	STONEHILL	3/4/23
RBI	1	STONEHILL	3/4/23
HR	--	--	--
SB	1	STONEHILL	3/4/23
BB	1	at Stephen F. Austin	2/19/23
R	1	(2x) NEBRASKA	4/4/23

KEEPING TRACK

	2023	CAREER
Multi-Hit Games	1	1
4+-Hit Games	--	--
Multi-RBI Games	--	--
Multi-HR Games	--	--
Multi-Stolen Base Games	--	--

LAST 5 GAMES:

0-2, 1 BB

LAST 10 GAMES:

1-6 (.167); 1 BB, .375 OBP, .167 SLG

CURRENT HITTING STREAK:

--

CURRENT ON-BASE STREAK:

--



NICK
Goodwin

INFIELDER

25

YR **SO** HT **6-0** WT **190** B/T **R/R**

HOMETOWN
OVERLAND PARK, KAN.

PREV SCHOOL
ST. THOMAS AQUINAS HS

SEASON STATS

AVG/OBP/SLG	AB	R	H	HR	RBI	BB
.295/.421/.545	156	38	46	10	45	30

SB-ATT	W/RISP	W/2 OUTS	2-OUT RBI
11-13	15-48 (.313)	17-56 (.304)	12

NOTES

- Brooks Wallace Award Watch List
- Ranks second in the nation in sac flies (7)
- 2023 Preseason All-Big 12 Team
- Freshman all-America selection by Collegiate Baseball
- Big 12 All-Freshman Team and All-Big 12 Honorable Mention
- Tied K-State's freshman HR record with 10 (shared with Dylan Phillips)
- Led team with 48 RBI and 14 stolen bases last season

CAREER STATS

YEAR	AVG	GP	GS	AB	R	H	2B	3B	HR	RBI	TB	SLG%	BB	HBP	SO	GDP	OB%	SF	SH	SB	ATT	PO	A	E	FLD%
2021	.277	57	57	220	46	61	13	1	10	33	106	.482	20	7	48	2	.355	1	1	14	20	40	110	12	.926
2022	.255	57	57	204	34	52	18	2	11	48	107	.525	30	5	57	3	.354	7	1	6	8	71	111	16	.919
2023	.295	42	42	156	38	46	5	2	10	45	85	.545	30	9	21	2	.421	7	0	11	13	60	89	4	.974
TOTAL	.274	156	156	580	118	159	36	5	31	126	298	.514	80	21	126	7	.374	15	2	31	41	171	310	32	.938

SEASON HIGHS

Category	Highs	Opponent (last time)	Date
H	3	ST. THOMAS	3/21/23
RBI	5	(2x) ST. THOMAS	3/21/23
HR	1	(9x) at Kansas	4/15/23
SB	2	(3x) ST. THOMAS	3/22/23
BB	2	(6x) ST. THOMAS	3/21/23
R	4	STONEHILL	3/4/23

CAREER HIGHS

Category	Highs	Opponent (last time)	Date
H	3	(6x) ST. THOMAS	3/21/23
RBI	5	(3x) ST. THOMAS	3/21/23
HR	1	(30x) at Kansas	4/15/23
SB	2	(5x) ST. THOMAS	3/22/23
BB	3	vs Oregon State	2/19/21
R	4	STONEHILL	3/4/23

KEEPING TRACK

	2021	2022	2023	CAREER
Multi-Hit Games	17	13	12	42
4+-Hit Games	0	0	0	0
Multi-RBI Games	9	14	13	36
Multi-HR Games	0	0	0	0
Multi-Stolen Base Games	2	0	3	5

LAST 5 GAMES:

8-21 (.381); 5 R, 1 HR, 1 2B, .500 OBP, .571 SLG

LAST 10 GAMES:

13-39 (.333); 9 R, 11 RBI, 3 HR, .429 OBP, .590 SLG

CURRENT HITTING STREAK:

8 games

CURRENT ON-BASE STREAK:

12 games



RAPHAEL
Pelletier

CATCHER

28

YR **R-SO** HT **6-0** WT **185** B/T **L/R**
HOMETOWN **MASCOUCHE, QUEBEC, CANADA**
PREV SCHOOL **ONTARIO VIRTUAL SCHOOL**

SEASON STATS

AVG/OBP/SLG	AB	R	H	HR	RBI	BB
.273/.352/.417	139	24	38	5	23	17

SB-ATT	W/RISP	W/2 OUTS	2-OUT RBI
2-2	12-46 (.261)	11-47 (.234)	8

NOTES

- Has caught a Big 12-high 11 runners stealing this season
- Rated No. 1 catching prospect in Quebec (No. 6 overall) by Perfect Game
- 25th-round selection of the Texas Rangers in 2019 MLB Draft
- Represented Team Canada in Pan-Am Games in 2018
- Originally committed to TCU

CAREER STATS

YEAR	AVG	GP	GS	AB	R	H	2B	3B	HR	RBI	TB	SLG%	BB	HBP	SO	GDP	OB%	SF	SH	SB	ATT	PO	A	E	FLD%
2021																									
2022	.264	34	12	53	9	14	5	0	4	8	31	.585	5	1	13	2	.339	0	2	0	0	174	19	3	.985
2023	.273	40	36	139	24	38	5	0	5	23	58	.417	17	1	32	4	.352	2	1	2	2	325	36	3	.992
TOTAL	.271	74	48	192	33	52	10	0	9	31	89	.464	22	2	45	6	.349	2	3	2	2	499	55	6	.989

SEASON HIGHS

Category	Highs	Opponent (last time)	Date
H	3	(3x) at Baylor	3/17/23
RBI	3	(2x) OKLAHOMA	3/26/23
HR	1	(5x) #24 WEST VIRGINIA	4/1/23
SB	1	(2x) YOUNGSTOWN STATE	3/10/23
BB	2	(2x) at Air Force	3/29/23
R	3	at Air Force	3/29/23

CAREER HIGHS

Category	Highs	Opponent (last time)	Date
H	3	(3x) at Baylor	3/17/23
RBI	3	(2x) OKLAHOMA	3/26/23
HR	1	(9x) #24 WEST VIRGINIA	4/1/23
SB	1	(2x) YOUNGSTOWN STATE	3/10/23
BB	2	(2x) at Air Force	3/29/23
R	3	at Air Force	3/29/23

KEEPING TRACK

	2021	2022	2023	CAREER
Multi-Hit Games	0	2	9	11
4+-Hit Games	0	0	0	0
Multi-RBI Games	0	1	6	7
Multi-HR Games	0	0	0	0
Multi-Stolen Base Games	0	0	0	0

LAST 5 GAMES:

5-19 (.263); 2 R, 3 RBI, .333 OBP, .263 SLG

LAST 10 GAMES:

11-38 (.289); 2 R, 6 RBI, .357 OBP, .342 SLG

CURRENT HITTING STREAK:

3 games

CURRENT ON-BASE STREAK:

18 games



LAWSON
Knight

OUTFIELDER

29

YR **SO** HT **6-0** WT **190** B/T **R/R**
HOMETOWN **ROUND ROCK, TEXAS**
PREV SCHOOL **WESTERN TEXAS COLLEGE**

SEASON STATS

AVG/OBP/SLG	AB	R	H	HR	RBI	BB
.500/.500/1.000	2	3	1	0	2	0

SB-ATT	W/RISP	W/2 OUTS	2-OUT RBI
0-0	1-1 (1.000)	1-2 (.500)	0

NOTES

- Buster Posey
- Played one season at WTC with a slash line of .390/.470/.506 in 48 games
- Led the Westerners in hits (67) and stolen bases
- Rated No. 26 outfielder and 188th overall prospect in Texas by Perfect Game
- Born March 3, 2003 in Austin, Texas

CAREER STATS

YEAR	AVG	GP	GS	AB	R	H	2B	3B	HR	RBI	TB	SLG%	BB	HBP	SO	GDP	OB%	SF	SH	SB	ATT	PO	A	E	FLD%
2023	.500	4	0	2	3	1	1	0	0	2	2	1.000	0	0	0	0	.500	0	0	0	0	1	0	0	1.000
TOTAL	.500	4	0	2	3	1	1	0	0	2	2	1.000	0	0	0	0	.500	0	0	0	0	1	0	0	1.000

SEASON HIGHS

Category	Highs	Opponent (last time)	Date
H	1	STONEHILL	3/4/23
RBI	2	STONEHILL	3/4/23
HR	--	--	--
SB	--	--	--
BB	--	--	--
R	1	(2x) STONEHILL	3/4/23

CAREER HIGHS

Category	Highs	Opponent (last time)	Date
H	1	STONEHILL	3/4/23
RBI	2	STONEHILL	3/4/23
HR	--	--	--
SB	--	--	--
BB	--	--	--
R	1	(2x) STONEHILL	3/4/23

KEEPING TRACK

	2023	CAREER
Multi-Hit Games	--	--
4+-Hit Games	--	--
Multi-RBI Games	1	1
Multi-HR Games	--	--
Multi-Stolen Base Games	--	--

LAST 5 GAMES:

0-1 (.000); 1 R

LAST 10 GAMES:


1-2 (.500); 1 2B, 2 R, 2 RBI

CURRENT HITTING STREAK:


--

CURRENT ON-BASE STREAK:

--



1 DOM HUGHES OF
L-L | JR | 5-9 | 185



2 CHRISTIAN HOLMES IF
R-R | FR | 6-2 | 215



3 MATT LEMKE UTL
R-R | FR | 6-0 | 180



4 ORLANDO SALINAS, JR. IF
L-R | JR | 5-11 | 185



5 BRENDAN JONES OF
L-L | SO | 5-11 | 180



6 MASON BUSS RHP
R-R | FR | 5-11 | 190



7 BRADY DAY IF/OF
L-R | R-SO | 6-0 | 190



8 COLE JOHNSON OF
R-R | SR | 6-2 | 190



10 ROBERTO PENA IF
R-R | SR | 6-1 | 210



11 DALTON BECK LHP
L-L | SO | 6-0 | 190



12 CAYDEN PHILLIPS C
R-R | SO | 6-3 | 200




13 COLE WISENBAKER LHP
L-L | FR | 6-3 | 175



14 CADY KARL OF
R-L | FR | 6-2 | 195



15 KYAN LODICE OF
L-R | R-FR | 6-2 | 195



16 TYSON NEIGHBORS RHP
R-R | SO | 6-1 | 220



17 SHAY HARTIS RHP
R-R | JR | 6-1 | 210



18 CASH RUGELY IF/OF
R-R | SR | 6-0 | 195




20 CARSON QUECK OF
R-R | FR | 6-2 | 215



22 KAELEN CULPEPPER IF
R-R | SO | 6-0 | 185




23 TYLER RUHL RHP
R-R | R-SO | 6-3 | 205




24 JAYDEN LOBLINER C
R-R | FR | 5-10 | 190




25 NICK GOODWIN IF
R-R | JR | 6-1 | 205



26 OWEN BOEREMA LHP
L-L | SR | 6-5 | 225




28 RAPHAEL PELLETIER C
L-L | R-SO | 6-0 | 185



29 LAWSON KNIGHT OF
R-R | SO | 6-0 | 190



30 JACKSON WENTWORTH RHP
R-R | R-FR | 6-1 | 205



33 COLIN ROTHERMEL RHP
R-R | SO | 6-1 | 175



34 BLAKE CORSETINO RHP
L-R | JR | 6-5 | 215



35 ANDREW EVANS RHP
R-R | FR | 6-5 | 235



36 TRAE ROBERTSON LHP
L-L | SR | 6-5 | 205



36 GERMAN FAJARDO RHP
R-R | JR | 5-11 | 180



38 KYLER HEYNE RHP
R-R | SO | 6-0 | 185



40 GRIFFIN HASSALL RHP
R-R | SR | 6-4 | 210



41 COREY CATER RHP
R-R | SR | 6-6 | 235



43 CLAYTON BROEDER LHP
R-L | JR | 6-3 | 195



44 KEVIN MANNELL RHP
R-R | R-FR | 6-4 | 205



45 JARED HENRY RHP
R-R | GR | 6-0 | 185

COACHING STAFF



19 PETE HUGHES HC
5TH SEASON



21 AUSTIN WATES AC
5TH SEASON



42 RUDY DARROW PC
1ST SEASON



THOMAS HUGHES VA
3RD SEASON



RYAN CONNOLLY DOBO
5TH SEASON



COLIN GREASER DOPD
7TH SEASON



BLAINE BURRIS AT
9TH SEASON



A.J. KLOSS SC
1ST SEASON