



K-STATE MEN'S BASKETBALL

// 2022-23 GAME NOTES

31 NCAA TOURNAMENT APPEARANCES ■ 4 FINAL FOUR [1948, 1951, 1958, 1964] ■ 21 CONFERENCE TITLES

THE MATCHUP // GAME 30

11/11 **K-STATE WILDCATS**
[22-7, 10-6 Big 12]

OKLAHOMA SOONERS
[14-15, 4-12 Big 12]



Head Coach: Jerome Tang [Charter Oak State College '07]
Record at K-State: 22-7/1st Year
Career Record: 24-7/1st Year+
vs. Oklahoma: 0-1 [0-1 at K-State]

NET: 17
KenPom: 19



Head Coach: Porter Moser [Creighton '90]
Record at Oklahoma: 33-31/2nd Year
Career Record: 326-273/19th Year
vs. K-State: 4-1 [3-0 at Oklahoma]

NET: 65
KenPom: 52

WEDNESDAY, MARCH 1, 2023 /
7:01 pm [CT]
Bramlage Coliseum (11,000)
Manhattan, Kan.



Pete Sousa, *pxp*
Bryndon Manzer, *analyst*
Kevin Kremer, *producer*



Wyatt Thompson, *pxp*
Stan Weber, *analyst*
Ch. 81/81



LIVE STATS
kstatesports.com
kstate.statbroadcast.com

OPENING TIP

► No. 11/11 K-State (22-7, 10-6 Big 12) begins the final week of the regular season by hosting Oklahoma (14-15, 4-12 Big 12) on Senior Night for a 7 p.m., CT tip on Wednesday at Bramlage Coliseum. The department will recognize nine individuals in a pregame ceremony, including seniors **Nate Awbrey**, **Tykei Greene**, **Abayomi Iyiola**, **Keyontae Johnson**, **Markquis Nowell** and **Desi Sills**. The Sooners, which just handed Iowa State just its second home loss of the season on Saturday, posted a 79-65 win over the Wildcats at home just over 2 weeks ago, in which, they connected on 51 percent from the field with 11 makes from 3-point range.

KEY STORYLINES

► K-State earned its second regular-season sweep of the week on Saturday, as the Wildcats once again rallied from a halftime deficit to post a 73-68 win at Oklahoma State. The team shot 52 percent in the second half and got consecutive 3-pointers from senior **Keyontae Johnson** and junior **Ish Massoud** late in the half to secure their first win in Stillwater since 2019. K-State moved to 11-1 this season when 6 or more players have at least 6 points. (*Full recap on page 3*).

► K-State was among 5 Big 12 teams to check into the top-16 seeds in the NCAA Tournament Selection Committee's bracket preview on Feb. 18, as the Wildcats came in as a No. 3 seed. The team is one of six (Kansas, Texas, Baylor, Purdue and Alabama) with 9 or more Quad 1 victories.

► K-State earned its 31st 20-win season and first since 2018-19 in the win over No. 19/18 Iowa State Feb. 18. The 22-7 record ties 4 other teams for the fifth-best start by a Wildcat team in the past 50 seasons. Among the 16 wins in the last 22 outings is a 9-game winning streak from Dec. 3, 2022 to Jan. 10, 2023 and a tie for the most AP Top 25 wins (7) in school history.

► K-State's 22-7 start under head coach **Jerome Tang** is the best by all first-year Division I coaches, just ahead of Missouri's **Dennis Gates** (21-8), Xavier's **Sean Miller** (21-8) and Duke's **Jon Scheyer** (21-8). He is the fifth K-State coach to win 20 games in his first season, joining **Lon Kruger** [20/1986-87], **Bob Huggins** [23/2006-07], **Frank Martin** [21/2007-08] and **Bruce Weber** [27/2012-13], while his 22 wins are the third-most by a first-year coach.

► Johnson (17.6 ppg.) and Nowell (17.0 ppg.) are one of the most prolific tandems, as they combine to average 34.6 points per game to rank fourth among power conferences. They earned Big 12 Player (Nowell) and Newcomer (Johnson) of the Week on Monday after helping K-State sweep No. 9/10 Baylor and OSU. They have combined for 8 weekly Big 12 honors, while they were each named to the Oscar Robertson Trophy, John R. Wooden Award and Naismith Trophy Watch Lists and to their respective position award (Bob Cousy and Julius Irving) lists.

► Nowell became the school's single season assist leader vs. TCU on Feb. 7, breaking the 35-year-old mark of **Steve Henson** (186; 1987-88). He ranks third nationally in both assists per game (7.6 apg.) and total assists (220), while he is in the top-20 in 5 other categories (steals, steals/game, free throws, free throw percentage and minutes/game).

■ K-STATE'S PROJECTED ROTATION (Based on the last game at Oklahoma State; 2022-23 stats)

Starters	Ht.	Wt.	Yr.-Exp.	Hometown	PPG	RPG	AST	FG%	3FG%	FT%	MPG
G 1 MARKQUIS NOWELL	5-8	160	Sr.-1L	Harlem, N.Y.	17.0	3.5	7.6	37.9	34.0	89.1	36.4
<i>A Top-10 candidate for the Bob Cousy Award as well as the Oscar Robertson Trophy, Wooden Award and Naismith Award Watch Lists, Nowell ranks in the top-25 nationally in 7 categories.</i>											
G 5 CAM CARTER	6-3	190	So.-TR	Donaldsonville, La.	6.3	3.0	1.4	36.9	32.9	71.9	26.1
<i>The former consensus Top 150 recruit and a transfer from Mississippi State collected his 6th double-digit scoring game of the season with near double-double vs. No. 9/10 Baylor (2/21/23).</i>											
G 13 DESI SILLS	6-2	200	Sr.-TR	Jonesboro, Ark.	8.3	3.4	2.2	43.5	23.1	74.1	29.0
<i>The ultimate winner who has guided teams to more than 100 wins in his college career has started the last 3 games after coming off bench; contender for the Big 12's Sixth Man Award.</i>											
F 11 KEYONTAE JOHNSON	6-6	230	Sr.-TR	Norfolk, Va.	17.6	7.1	2.2	52.0	41.9	72.5	33.9
<i>The Florida transfer is fully healthy after a health emergency forced him to miss 2 seasons; posted his 8th 20-point game vs. No. 9/10 Baylor (2/21/23) with a game-high 25 points.</i>											
F 35 NAE'QWAN TOMLIN	6-10	210	Jr.-TR	Harlem, N.Y.	10.0	5.9	1.2	46.8	24.6	74.0	27.2
<i>The NJCAA All-American has scored in double figures in 15 games this season, including double-digit scoring games in 6 Big 12 games where he is averaging 8.7 ppg. on 47 FG%.</i>											
Key Reserves	Ht.	Wt.	Yr.-Exp.	Hometown	PPG	RPG	AST	FG%	3FG%	FT%	MPG
C 3 David N'Guessan	6-9	215	Jr.-TR	De Lie, The Neth.	6.5	4.0	1.0	68.7	57.1	49.0	20.2
G 4 Tykei Greene	6-4	205	Sr.-TR	Queens, N.Y.	3.0	2.0	0.3	43.8	23.1	34.6	11.0
C 23 Abayomi Iyiola	6-10	220	Sr.-TR	Ibadan, Nigeria	4.0	3.1	0.4	54.1	0.0	81.1	13.0
G 24 Dorian Finister	6-5	190	Fr.-HS	New Orleans, La.	2.0	2.3	1.2	50.0	100.0	—	8.6
F 25 Ismael [Ish] Massoud	6-9	225	Jr.-1L	East Harlem, N.Y.	5.4	1.6	0.5	39.1	41.7	95.0	14.8

■ SERIES HISTORY

Overall _____ Oklahoma leads 113-103
Big 12 Era _____ Oklahoma leads 21-18
In Manhattan _____ K-State leads 64-37
At Bramlage Coliseum _____ K-State leads 18-9
Active Streak _____ Oklahoma, 3
Tang vs. Oklahoma _____ 0-1 [0-1 at K-State]
Tang vs. Porter Moser _____ 0-1 [0-0 at home]

■ TALE OF THE TAPE

	NCAA Rk	Category	NCAA Rk
75.3	101	Scoring Average	267 68.0
68.0	118	Opp. Scoring Average	103 67.6
+7.3	74	Scoring Margin	210 +0.5
45.1	154	FG Percentage	72 46.5
41.6	65	Opp. FG Percentage	154 43.3
33.7	205	3-point FG Percentage	125 35.3
6.9	235	3-point FG/Game	223 7.0
75.2	43	FT Percentage	121 73.1
35.5	145	Rebounds/Game	292 32.6
+1.7	153	Rebounding Margin	197 +0.2
16.7	13	Assists/Game	169 13.1
14.0	302	Turnovers/Game	272 13.6
+1.0	121	TO Margin	336 -3.0
1.2	82	A/TO Ratio	238 1.0
7.7	63	Steals/Game	242 5.8
2.7	249	Blocks/Game	226 3.1

■ A K-STATE WIN WOULD...

- Push its record to 23-7, the best start since 2018-19 [23-7].
- Push its Big 12 record to 11-6, the best since 2018-19 [13-4].
- Complete its home record at 16-1, the best since 2012-13.
- Give it a 15-1 mark at Bramlage Coliseum this season.
- Snap a 3-game losing streak to Oklahoma.

■ 2022-23 SCHEDULE/RESULTS

OVERALL RECORD: 22-7

Big 12: 10-6 ■ Non-Conference: 12-1
Home: 15-1 ■ Away: 4-6 ■ Neutral: 3-0

■ NOVEMBER (6-1)

Tues. 1	WASHBURN (Exh.)	Big 12 Now	W, 76-49
Mon. 7	UTRGV	Big 12 Now	W, 93-59
Fri. 11	@California	Pac-12 Network	W, 63-54
Thurs. 17	KANSAS CITY	Big 12 Now	W, 69-53

Cayman Islands Classic (John Gray Gym, Grand Cayman, C.I.)

Mon. 21	vs. Rhode Island	FloHoops	W, 77-57
Tues. 22	vs. Nevada	FloHoops	W, 96-87 [OT]
Wed. 23	vs. LSU	FloHoops	W, 61-59

Big 12/BIG EAST Battle (Hinkle Fieldhouse, Indianapolis, Ind.)

Wed. 30	@Butler	FS1	L, 64-76
---------	---------	-----	----------

■ DECEMBER (6-0)

Sat. 3	WICHITA STATE	ESPN	W, 55-50
Tues. 6	ABILENE CHRISTIAN	Big 12 Now	W, 81-64
Sun. 11	UIW	Big 12 Now	W, 98-50

Wildcat Classic (T-Mobile Center, Kansas City, Mo.)

Sat. 17	NEBRASKA	Big 12 Now	W, 71-56
Wed. 21	RADFORD	Big 12 Now	W, 73-65
Sat. 31	24/24 WEST VIRGINIA*	Big 12 Now	W, 82-76 [OT]

■ JANUARY (6-3)

Tues. 3	@6/6 Texas*	LHN	W, 116-103
Sat. 7	@19/16 Baylor*	Big 12 Now	W, 97-95 [OT]
Tues. 10	OKLAHOMA STATE*	ESPN	W, 65-57
Sat. 14	@17/17 TCU*	ESPN2	L, 68-82
Tues. 17	2/2 KANSAS*	ESPN	W, 83-82 [OT]
Sat. 21	TEXAS TECH*	ESPN2	W, 68-58
Tues. 24	@12/13 Iowa State*	ESPN	L, 76-80

SEC/Big 12 Challenge (Bramlage Coliseum, Manhattan, Kan.)

Sat. 28	FLORIDA	ESPN2	W, 64-50
Tues. 31	@8/8 Kansas*	Big 12 Now	L, 78-90

■ FEBRUARY (4-3)

Sat. 4	10/9 TEXAS*	ESPN2	L, 66-69
Tues. 7	17/19 TCU*	ESPN	W, 82-61
Sat. 11	@Texas Tech*	Big 12 Now	L, 63-71
Tues. 14	@Oklahoma*	ESPN	L, 65-79
Sat. 18	19/18 IOWA STATE*	ESPN	W, 61-55
Tues. 21	9/10 BAYLOR*	ESPN2	W, 75-65
Sat. 25	@Oklahoma State*	ESPN	W, 73-58

■ MARCH (0-0)

Wed. 1	OKLAHOMA*	Big 12 Now	7 pm
Sat. 4	@West Virginia*	Big 12 Now	1 pm

Phillips 66 Big 12 Championship (T-Mobile Center, Kansas City, Mo.)

Wed. 8	First Round	ESPN	6/8 pm
Thurs. 9	Quarterfinals	ESPN2/U	
Fri. 10	Semifinals	ESPN/U	6/8 pm
Sat. 11	Championship	ESPN	8 pm

Home Games in BOLD CAPS | *Big 12 Conference Game
All Times Central and Subject to Change | Rankings: AP/USA Today Coaches

STATISTICAL SPOTLIGHT

116

The 116 points in the win at No. 6/6 Texas were the most by an unranked team vs. AP Top 10 team on the road.

34.6

Markquis Nowell and Keyontae Johnson are averaging 34.6 ppg., including 37.7 ppg. in Big 12 play.

64.4

According to KenPom, K-State ranks 7th in assist % (assists to made field goals) at 64.4% (484 assists to 752 FGM).

81

Nae'Qwan Tomlin has 34 dunks on 111 made field goals, which is a part of 81 dunks made by Wildcats this year.

13-3

K-State is 13-3 this season in games decided by 10 points or less, including 7-3 in such games in Big 12 play.

ATHLETICS COMMUNICATIONS

Tom Gilbert | Director of Men's Basketball Communications | E: tgilbert@kstatesports.com | O: (785) 532-7979 | C: (785) 587-7868

>>> BY THE NUMBERS

6

The K-State roster includes 6 players (**Nate Awbrey**, **Tykei Greene**, **Keyontae Johnson**, **Markquis Nowell**, **Desi Sills**, **Nae'Qwan Tomlin**) who have topped 1,000 career points with 4 doing it at the Division I level.

14

Senior **Markquis Nowell** recorded his 14th career double-double (points/assists), including his 9th at K-State and 6th this season, with his 14-point, 10-assist effort (0 turnovers) in the win over No. 9/10 Baylor on Feb. 21.

651

K-State's 7 Division I transfers - **David N'Guessan**, **Tykei Greene**, **Cam Carter**, **Keyontae Johnson**, **Desi Sills**, **Jerrell Colbert** and **Abayomi Iyiola** - have combined to play in 651 games in their careers with 373 starts.

TEAM NOTES

■ UP NEXT: OKLAHOMA (14-15)

► Oklahoma (14-15, 4-12 Big 12) enters Wednesday with momentum after wins in 2 of its last 4 games, including its win over K-State at home on Feb. 14 and a 61-50 win at No. 23/21 Iowa State on Saturday. The Sooners still own one of the most impressive wins of the season, a 93-69 victory over No. 2/2 Alabama on Jan. 28.



► Oklahoma is averaging 68 points on 46.5 percent shooting, including 35.3 percent from 3-point range, with 32.6 rebounds, 13.1 assists, 5.8 steals and 3.1 blocks per game, while allowing 67.6 points on 43.3 percent shooting, including 30.6 percent from 3-point range. The Sooners are connecting on 73.1 percent from the free throw line.

► The Sooners are led by one the Big 12's top scorers in senior transfer **Grant Sheffield**, who is averaging 16.3 points on 41.6 percent shooting, including 40.6 percent from 3-point range. He is the Big 12 leader in 3-point field goals/game (2.62), while he is fifth in scoring. He is joined in double figures by senior **Jalen Hill**, who is averaging 10.1 points on 51.2 percent shooting, and senior **Tanner Groves**, who is averaging 10 points on 53.7 percent shooting with a team-high 7.0 rebounds. Brother **Jacob Groves** is averaging 6.7 points. Sheffield has a team-best 96 assists.

► Oklahoma is led by second-year head coach **Porter Moser**, who has a 33-31 record. Overall, he is 326-273 in his 19th season as a head coach.

SERIES HISTORY

► Oklahoma leads the all-time series, 113-103, while K-State has a 64-37 advantage in Manhattan, including 18-9 at Bramlage Coliseum. It is the 5th-most played rivalry in school history, as the teams have played each other for 96 consecutive seasons dating to Feb. 5, 1927.

► Oklahoma has won 4 of the last 5 meetings, including the 3 last games. The last K-State win came at home on Feb. 23, 2021.

LAST 10 MEETINGS [4-6]

Date	Rank	Result	Score	Location
2/24/2018	—/—	L	77-86	Norman
1/16/2019	—/—	W	74-61	Norman
3/9/2019	—/—	W	68-53	Manhattan
1/4/2020	—/—	L	61-66	Norman
1/29/2020	—/—	W	61-53	Manhattan
1/19/2021	—/—	L	50-76	Norman
2/23/2021	—/—	W	62-57	Manhattan
1/1/2022	—/—	L	69-71	Norman
3/5/2022	—/—	L	71-78	Manhattan
2/14/2023	12/—	L	65-79	Norman

LAST MEETING:

OKLAHOMA 79, 12/14 K-STATE 65

► Full recap on page 26.

LAST MEETING IN MANHATTAN:

OKLAHOMA 78, K-STATE 71 [March 5, 2022]

► Despite sensational efforts from senior **Mark Smith** and **Mike McGuirl**, who had a combined 43 points in their final games at Bramlage Coliseum, Oklahoma got 29 points from senior **Umoja Gibson**, as the Sooners earned a 78-71 win in the last meeting at Bramlage Coliseum on March 5, 2022.

► Oklahoma led by as many as 11 points, including 70-59 with 4:27 to play, while K-State was able to close to 73-67 on a 3-pointer by **Nijel Pack** with 2:20 left, but the Wildcats could get no closer in the 78-71 loss.

► Smith scored 22 points on 9-of-17 shooting to go with 9 rebounds while playing all but 38 seconds, while McGuirl added 21 points to go with game-highs in assists (5) and steals (3) in nearly 39 minutes.

LAST TIME OUT:

14/16 K-STATE 73, OKLAHOMA STATE 68

► Consecutive 3-point field goals by senior **Keyontae Johnson** and junior **Ish Massoud** late in the second half gave No. 14/16 Kansas State the lift it needed in a tight contest, as the Wildcats swept the season series from Oklahoma State with a 73-68 win on Saturday afternoon before 11,124 at Gallagher-Iba Arena.

► K-State extended its winning streak to 3 games, while snapping a 5-game road losing streak in Big 12 play. It was the first road win since a 97-95 overtime win at Baylor on Jan. 7. The victory also gave the Wildcats' double-digit wins in league play for the 10th time in the Big 12 era and the first time since 2018-19.

► Trailing 60-59 with 6:23 remaining, K-State took the lead for good on a 3-pointer by Johnson which was followed 50 seconds later by another triple from Massoud that gave the Wildcats a 65-60 lead. After the Cowboys closed to within 65-63 with 2:44 remaining, the Wildcats got key plays down the stretch from their backcourt, including 4 free throws from senior **Markquis Nowell**, a layup from senior **Desi Sills** and 2 free throws from sophomore **Cam Carter**.

► Nowell led three Wildcats in double figures with a game-high 22 points on 5-of-12 field goals, including 3-of-8 from 3-point range, and 9-of-10 free throws, while adding a game-high 8 assists and 4 steals and a team-high 5 rebounds in nearly 39 minutes. Johnson scored 17 points on 7-of-13 shooting, including 3-of-5 from 3-point range, while Sills posted 10 points in his third straight start.

► For the third straight game, K-State had to rally from a halftime deficit, as Oklahoma State used an 11-0 run to take as much as a 6-point lead in the first half. Sills was able to pull the Wildcats to within 35-33 at the break on a pair of free throws and a layup and steal right before the buzzer.

► K-State used a 7-0 run in the first 5 minutes of the second half to take a 40-39 lead, but OSU responded with its own 7-0 run to take its largest lead at 53-45 with just over 12 minutes to play. A key moment came minutes later after the Wildcats closed the gap to 53-49, as head coach **Jerome Tang** was whistled for a technical with 10:49 remaining, allowing the Cowboys to take a 55-49 lead.

► The technical seemed to spark K-State, as the Wildcats rattled off 6 straight points capped by a 3-pointer from Carter to tie the game at 55 with 9:17 left. The teams traded the lead over the next few possessions before the pivotal stretch of 3-pointers from Johnson and Massoud.

► K-State outscored OSU, 24-13, in the final 10:49 after the Tang technical.

► The Wildcats connected on 49 percent (24-of-49) from the field, including 38.1 percent (8-of-21) from 3-point range, while hitting on 85 percent (17-of-20) from the line. In the second half, the team shot 52 percent (13-of-25) from the field, including 45.5 percent (5-of-11) from 3, and made 9 of 10 free throws.

POSTGAME NEWS & NOTES

► The 22 wins are the third-most by a first-year head coach, trailing the school record of 27 by **Bruce Weber** in 2012-13 and 23 by **Bob Huggins** in 2006-07.

► K-State swept the season series from Oklahoma State for the first time since 2019, as the Wildcats moved to 85-58 all-time against the Cowboys.

► K-State had 14 assists on its 24 made field goals with 2 Wildcats dishing out at least 2 assists, including a game-high 8 by senior **Markquis Nowell**.

► K-State held a 33-30 edge on the glass, including 7 offensive rebounds... The Wildcats are now 12-2 when winning the rebounding battle.

► K-State won despite its 16 turnovers, which resulted in 19 points for OSU... The team was able to force 11 Cowboy turnovers, scoring 10 points.

► K-State is now 9-4 this season when trailing at the half.

QUOTING JEROME TANG

We told them there was going to be adversity and you had to look adversity in the face and smile, and then slap the crap out of it.

■ TOURNAMENT CHAMPS

'CATS WINS CAYMAN ISLANDS CLASSIC

► K-State won its 17th in-season tournament title, as the Wildcats knocked off Rhode Island (77-57), Nevada (96-87 in overtime) and LSU (61-59) to capture the 2022 Cayman Islands Classic on Nov. 21-23. It was the team's first tournament title since winning the 2018 Paradise Jam in the U.S. Virgin Islands. The 3 wins gave K-State its first 6-0 start since the 2018-19 season.



► Senior **Markquis Nowell** was selected the Cayman Islands Classic MVP and to the all-tournament team, while fellow senior **Keyontae Johnson** was named to the all-tournament team. Nowell averaged 18.7 points and 9.0 assists in the 3-game tournament, while Johnson averaged a team-best 19.3 points on 53.6 percent shooting with 6.0 rebounds per game. For his efforts, Nowell was named the Phillips 66 Big 12 Player of the Week on Nov. 28.

► After breezing past Rhode Island, 77-57, in the first round, K-State had to fight through tight contests with Nevada in the semifinals and LSU in the finals to earn the title. After surrendering a 9-point lead to the Wolf Pack with 4:08 to play to trail 80-78 with 14 seconds remaining in regulation, Nowell drove the lane and was able to convert on a layup in traffic to force overtime with 3.5 seconds. The Wildcats were able to carry the momentum in the extra period, as they hit on 5 of 6 from the field and 6 of 10 free throw line to win 96-87.

► The Wildcats then overcame an 11-point second-half deficit to the Tigers in the title game, using their defense to allow 18 points after halftime on 36.8 percent shooting while forcing 14 turnovers en route to a 61-59 victory. Nowell led all scorers with 18 points.



NON-CONFERENCE SUCCESS

NET Ranking (as of Feb. 28): 17

Quad 1: 9-6 ■ Quad 2: 3-1 ■ Quad 3: 3-0 ■ Quad 4: 7-0

► With the 64-50 win over Florida in the final SEC/Big 12 Challenge on Jan. 28, K-State completed its non-conference schedule with a 12-1 mark, including a perfect 8-0 in home games (Nebraska was played at the T-Mobile Center in Kansas City is considered a home game).

► The 12-1 record is the best non-conference record since the Wildcats won a program-best 13 non-conference games in 2009-10. The teams also won 12 non-conference games in both 2008-09 (12-3) and 2010-11 (12-3). K-State had won just 19 non-conference games, including 16 at home, in the 3 seasons (2019-20 to 2021-22) before this season.

► K-State has posted a 171-53 (.762) record in non-conference play since 2006-07. During that span, the Wildcats have a 129-14 (.901) mark at home venues (includes games at Bramlage Coliseum, INTRUST Bank Arena in Wichita and the T-Mobile Center in Kansas City in non-conference play, including a 119-12 (.908) mark at Bramlage Coliseum.

TANG DEBUTS AS HEAD COACH

► First-year coach **Jerome Tang** enjoyed a successful debut, as the Wildcats earned a 93-59 win against UTRGV on Nov. 7 to help Tang earn his first victory as the 24th head coach and the first full-time black head coach in school history. He is the sixth minority men's head coach in K-State Athletics history, including the third in men's basketball following interim head coach **Darryl Winston** (1984-85) and former full-time head coach **Frank Martin** (2007-12).

► K-State's 22-7 start under **Jerome Tang** is the second-best by a first-year coach in school history behind **Zora G. Clevenger**, who went 15-2 in 1916-17. The start is the best by any first-year coach in Division I, just ahead of Missouri's **Dennis Gates**, Xavier's **Sean Miller** and Duke's **Jon Scheyer**, all at 21-8.

► Tang was named one of 15 Watch List candidates for the 2023 Werner Ladder Naismith Coach of the Year Award on Feb. 17, along with fellow Big 12 coaches **T.J. Otzelberger** of Iowa State and **Rodney Terry** of Texas.

► This is not Tang's first time being a head coach, as he served as athletics director and head coach at Heritage Christian Academy in Cleveland, Texas from 1993-2003, leading the school to 5 TAPPS Division A State Championships. He also twice served as interim coach in his 19 seasons as an assistant and associate head coach at Baylor, leading the Bears to 4-0 record.

A TEAM OF WINNERS

► Head coach **Jerome Tang** has remarked on a number of occasions that he recruited a team 'full of winners' as exemplified by the number of championships that the collective group has won in their careers.

► There are a combined 8 state championships among the 15 players on the roster, including 2 each won by seniors **Desi Sills** and **Abayomi Iyiola** and true freshmen **Taj Manning**. In addition, sophomore **Jerrell Colbert** and true freshman **Dorian Finister** also won state titles during their senior seasons.

► In addition to the high school success, a number of players have been a part of winning college programs, including Sills and Iyiola being members of Arkansas' Elite Eight team in 2021 and senior **Keyontae Johnson** (Florida) and junior **David N'Guessan** (Virginia Tech) being a part of 2 NCAA Tournaments.

► This championship mentality stretches to the staff, as associate head coach **Urfic Maligi** has been part of 5 NCAA Tournament and 5 conference title teams in his career. Assistant coach **Jareem Dowling** has been involved with teams that have won 4 conference titles and earned 4 postseason trips, while assistant coach **Rodney Perry** is coming off a 2021-22 year in which he led Link Academy to a national runner-up finish at the GEICO National Tournament before helping MOKAN Elite to its third Nike Peach Jam title.

SPECIAL PERFORMANCE

► K-State enjoyed a special night on offense in its 116-103 win over No. 6/6 Texas on Jan. 3, as the Wildcats not only broke the school record for points but also tied the Big 12 record in handing the Longhorns their first loss in the brand-new Moody Center before a sold-out crowd of 10,763 fans.

► The 116 points eclipsed the previous school-record mark of 115, which first came vs. Delaware State on Dec. 7, 1991, then again vs. Fresno State in the NIT on March 24, 1994. It was also the most-ever in a road game, surpassing the 108 at Iowa State on Jan. 29, 1975, while it was most in a conference game, topping the 114 scored vs. Nebraska at home on Jan. 10, 1987, and the most in a Big 12 game, surpassing the 111 vs. Missouri at home on Jan. 3, 1998.

► According to *ESPN Stats & Info*, K-State's 116 points in the win at No. 6/6 Texas marked the most by an unranked team in a win over a top-10 opponent since Missouri scored 119 against Iowa State in 1988.

► All 5 starters scored in double figures, including a career-best 36 points from senior **Markquis Nowell** and a career-tying 28 by senior **Keyontae Johnson**. The 64 combined points tied for the fourth-most by a duo in school history and most since 2008, while it marked just the 16th time (including the second time this season) that tandem has each had at least 25 points in a game. Nowell's 36 points are the seventh-most points by a Wildcat in a Big 12 game and the most since **Barry Brown, Jr.**, scored 38 points vs. Oklahoma State on Jan. 10, 2018.

► As a team, the Wildcats connected on 61 percent (36-of-59) from the field, including 56.5 percent (13-of-23) from 3-point range, and set a school-record by hitting on 93.9 percent (31-of-33) from the free throw line. It marked the first time the team has shot better than 60 percent against a Big 12 opponent since 2018, while the 13 treys tied for the sixth-most made in a conference game.

1700 WINS AND COUNTING

► K-State's overtime 96-87 win over Nevada in the semifinals of the Cayman Islands Classic represented the 1,700th win in school history. The Wildcats are the 43rd Division I team to eclipse 1,700 wins, including the sixth Big 12 school.

► The Wildcats have a 1,717-1,220 (.585) all-time record as a program, which includes 31 NCAA Tournament appearances and 21 conference championships.

1,000-WIN CLUB

► K-State is one of 11 Division I schools whose men's and women's basketball teams have both won more than 1,000 games. Joining K-State is this unique club is Baylor, Georgia, Maryland, Notre Dame, Ohio State, Stanford, Tennessee, Texas, UConn and Western Kentucky.

POTENT OFFENSIVE ATTACK

► K-State is averaging 75.3 points this season on 45.1 percent (752-of-1666) shooting, including 33.7 percent (200-of-593) from 3-point range, while hitting on 75.2 percent (479-of-637) from the free throw line. The Wildcats are tops in the Big 12 in free throw percentage, second in assists (16.8 app.), fifth in assist/turnover ratio (1.19) and sixth in scoring offense.

► The current scoring average (75.3 ppg.) is just outside the school's top-10 but still the highest since the 2007-08 team averaged 78.0 points per game. The 45.1 field goal percentage is also just outside the top-10 in the shot clock era (1985-86) and the highest since 2017-18 (46.3 percent).

► K-State has scored 80 or more points 9 times, including 5 games of 90 or more points highlighted by the school-record 116-point effort in the win at No. 6/6 Texas (1/3/23), which was the first 100-point game since 2011. It is the most games of 80 or more points since posting 11 in 2017-18 and most games of 90 or more points since also totaling 5 in 2009-10.

► The 93 points vs. UTRGV (11/7/22) were the fourth-most in a season opener in the last 25 seasons and the most since scoring 98 vs. Southern Utah to open the 2014-15 season. The Wildcats also topped the 90-point barrier in a 96-87 overtime win over Nevada (11/22/22) at the Cayman Islands Classic, while the squad fell 2 points short of their first 100-point game since 2010-11, totaling 98 vs. UIW (12/11/22) behind a school-record first 7 double-digit scorers.

► Twice this season the Wildcats have had 2 players (**Markquis Nowell** and **Keyontae Johnson**) score 25 or more points in the same game, which hadn't happened since 2010. Nowell (29) and Johnson (28) combined for 57 points in the overtime win over Nevada (11/22/22) before they went for 64 in the win at No. 6/6 Texas (1/3/23), which ties for the fourth-most by a duo in school history and the most since **Michael Beasley** and **Bill Walker** at Baylor in 2008.

► K-State has connected on better than 50 percent of its field goals in 7 games, including back-to-back vs. Rhode Island (11/21/22) and Nevada (11/22/22) and ACU (12/6/22) and UIW (12/11/22). The team hit on a season-best 60 percent (36-of-60) vs. Texas (1/3/23), which included a season-high 13 3-pointers, and a school-record performance from the free throw line of 93.9 percent (31-of-33).

DISHING THE ROCK

► K-State ranks among the best in the country in sharing the basketball, as the Wildcats rank 13th nationally and second in the Big 12 with 16.7 assists per game. Among the 484 assists are 7 players with double-digit totals, including senior **Markquis Nowell**, who ranks third nationally in assists/game (7.6) and total assists (220). Nowell, who has double-digit assists in 7 games, became the school's single-season assist leader with his 7 dimes in the win over TCU.

NATIONAL POLLS

THE ASSOCIATED PRESS POLL

Updated: February 27, 2023

Rank	School	Record	Points	Prv
1.	Houston (49)	27-2	1531	1
2.	Alabama (5)	25-4	1456	2
3.	Kansas (8)	24-5	1445	3
4.	UCLA	25-4	1391	4
5.	Purdue	24-5	1200	5
6.	Marquette	23-6	1173	10
7.	Baylor	21-8	1099	9
8.	Arizona	24-5	1091	7
9.	Texas	22-7	1077	8
10.	Gonzaga	25-5	1026	12
11.	K-STATE	22-7	1002	14
12.	Tennessee	21-8	736	11
13.	Virginia	21-6	718	6
14.	UConn	22-7	714	18
15.	Indiana	20-9	697	17
16.	Miami	23-6	668	13
17.	Saint Mary's	25-6	592	15
18.	San Diego State	23-5	552	22
19.	Xavier	21-8	505	16
20.	Providence	21-8	299	20
21.	Maryland	20-9	184	—
22.	TCU	19-10	173	24
23.	Kentucky	20-9	162	—
24.	Texas A&M	21-8	161	25
25.	Pittsburgh	21-8	140	—

Other receiving votes: Creighton 87, Duke 78, Oral Roberts 40, Northwestern 39, Florida Atlantic 25, Iowa State 20, Nevada 17, Missouri 16, Arkansas 7, Charleston 6, N.C. State 6, Clemson 5, Memphis 4, Boise State 3, USC 3, VCU 1, West Virginia 1.

USA TODAY COACHES POLL

Updated: February 27, 2023

Rank	School	Record	Points	Prv
1.	Houston (27)	27-2	794	1
2.	Alabama (2)	25-4	752	2
3.	Kansas (3)	24-5	729	4
4.	UCLA	25-4	728	3
5.	Purdue	24-5	630	5
6.	Marquette	23-6	626	9
7.	Texas	22-7	558	8
8.	Baylor	21-8	527	10
9.	Arizona	24-5	518	7
10.	Gonzaga	25-5	515	12
11.	K-STATE	22-7	469	16
12.	Virginia	21-6	389	6
13.	Indiana	20-9	362	17
14.	Tennessee	21-8	353	13
15.	Miami	23-6	349	11
16.	Saint Mary's	25-6	339	14
17.	Xavier	21-8	274	15
18.	UConn	22-7	254	23
19.	San Diego State	23-5	251	20
20.	Providence	21-8	239	18
21.	Texas A&M	21-8	113	25
22.	TCU	19-10	109	—
23.	Creighton	18-11	95	19
24.	Maryland	20-9	82	—
25.	Pittsburgh	21-8	64	—

Other receiving votes: Northwestern 52, Kentucky 49, NC State 48, Iowa State 42, Duke 29, Florida Atlantic 26, Oral Roberts 11, USC 9, Nevada 5, Toledo 3, Clemson 3, Kent St. 2, Boise State 2.

TRACKING K-STATE IN THE POLLS

	AP	Coaches
Pre	—	—
11/14	—	—
11/21	—	—
11/28	rv	rv
12/5	rv	rv
12/12	rv	rv
12/19	rv	rv
12/26	rv	rv
12/29	rv	rv
1/2	rv	rv
1/9	11	13
1/16	13	15
1/23	5	5
1/30	7	6
2/6	12	11
2/13	12	14
2/20	14	16
2/27	11	11
3/6		
3/13		
Final		

WILDCATS VS. RANKED TEAMS

K-State has played over 400 games vs. ranked teams in their history, posting a 129-286 (.305) record, including 27-84 (.234) vs. the top-5, 52-147 (.257) vs. the top-10 and 75-205 (.267) vs. top-15.

K-State has 36 wins vs. ranked foes in the last 11 seasons, including 13 vs. the top 10 (one over No. 1), and 26 Top 25 wins at home.



BIG 12 STANDINGS

As of February 28, 2023

Team	Conference					Overall				
	W-L	Pct.	H	A		W-L	Pct.	H	A	N Stk
Kansas	12-4	.750	7-1	5-3		24-5	.828	14-1	7-3	3-1 W6
Texas	11-5	.688	7-1	4-4		22-7	.759	16-1	4-5	2-1 L1
Baylor	11-6	.647	6-2	5-4		22-8	.733	14-2	5-5	3-1 W2
Kansas State	10-6	.625	7-1	3-5		22-7	.759	15-1	4-6	3-0 W3
TCU	8-8	.500	5-3	3-5		19-10	.655	12-4	3-6	4-0 W1
Iowa State	8-9	.471	6-3	2-6		17-12	.586	13-3	2-8	2-1 L4
Oklahoma State	7-10	.412	5-4	2-6		16-14	.533	11-5	4-7	1-2 L5
West Virginia	6-11	.353	4-4	2-7		17-13	.567	12-4	3-8	2-1 W1
Texas Tech	5-11	.313	3-5	2-6		16-13	.552	11-5	3-6	2-2 L1
Oklahoma	4-12	.250	2-6	2-6		14-15	.483	8-7	2-7	4-1 W1

Upcoming Schedule

Tuesday, February 28

Texas Tech at Kansas, 8 p.m.

Wednesday, March 1

Oklahoma at K-State, 7 p.m.

Texas at TCU, 8 p.m.

Saturday, March 4

Iowa State at Baylor, 11 a.m.

K-State at West Virginia, 1 p.m.

TCU at Oklahoma, 2 p.m.

Kansas at Texas, 3 p.m.

Oklahoma State at Texas Tech, 5 p.m.

Phillips 66 Big 12 Championship

T-Mobile Center | Kansas City, Mo.

Wednesday, March 8

No. 8 seed vs. No. 9 seed, 6 p.m.

No. 7 seed vs. No. 10 seed, 8 p.m.

Thursday, March 9

No. 4 seed vs. No. 5 seed, 11:30 a.m.

No. 8/9 winner vs. No. 1 seed, 1:30 p.m.

No. 7/10 winner vs. No. 2 seed, 6 p.m.

No. 3 seed vs. No. 6 seed, 8 p.m.

Friday, March 10 - Semifinals

Saturday, March 11 - Championship



Big 12 Preseason Coaches Poll

Team	Pts
1. Baylor (5)	77
2. Kansas (4)	73
3. Texas (1)	64
4. TCU	58
5. Oklahoma State	42
Texas Tech	42
7. Oklahoma	32
8. Iowa State	30
9. West Virginia	20
10. KANSAS STATE	12

First place votes in parenthesis

Big 12 Preseason Team

- Timmy Allen, Texas
- Avery Anderson III, Oklahoma State
- Marcus Carr, Texas
- Adam Flagler, Baylor
- Mike Miles, Jr., TCU
- Jalen Wilson, Kansas

Player of the Year: Mike Miles, Jr., TCU

Newcomer of the Year: Grant Sherfield, Oklahoma

Freshman of the Year: Keyonte George, Baylor

► The Wildcats also rank in the top-10 with a 64.4 assist percentage according to *KenPom*, which calculates assists (484) to made field goals (752). Only Lafayette (69.2), Tennessee (66.7), Xavier (66.4), Arizona (66.4), Virginia (65.9), and Air Force (65.3) have a better percentage nationally.

► Although Nowell gets all the attention for his playmaking ability, the rest of the team has shared the ball, as the Wildcats have had 3 or more players dish out at least 2 assists in 22 of 29 games. The team had 7 players with 2 or more assists vs. UTRGV (11/7/22), while 6 vs. Nebraska (12/17/22) and Baylor (1/3/23) and 5 vs. UIW (12/11/22), Texas (1/3/23), TCU (twice) and Texas Tech (1/21/23).

TEAM FULL OF SCORERS

► K-State is one of just 15 schools to have at least four 1,000-point scorers on its roster, as Wildcats **Tykei Greene** (1,191 points), **Keyontae Johnson** (1,300 points), **Markquis Nowell** (1,801 points) and **Desi Sills** (1,351 points) have all reached the milestone in their Division I careers. Only Johnson, who did it against Radford (12/21/22), and Nowell have reached the mark while at K-State.

► K-State has now six 1,000-point scorers if you count senior walk-on **Nate Awbrey**, who scored 1,032 points in his 4-year career at Manhattan Christian College, and junior **Nae'Qwan Tomlin**, who scored more than 1,000 points in his junior college career at Monroe (2019-20) and Chipola Colleges (2020-22).

► Missouri has 6 1,000-point scorers followed by Notre Dame, Penn State, San Diego, UAB and Youngstown State with 5, while K-State joins 13 other schools (including Big 12 foes Iowa State and Texas) with 4 such scorers.

BENCH PRODUCTION

► K-State is getting solid production from its bench through the first 29 games, as the Wildcats are averaging 17.7 points per game. The team has scored 20 or more bench points in 4 of the last 7 games, including 29 vs. TCU.

► Senior **Desi Sills** has been particularly impactful from the bench, scoring in double figures 11 times, including a season-high 24 points in the win over No. 2/2 Kansas. He is fourth on the team in scoring in Big 12 play, averaging 8.3 points on 43.6 percent shooting. Junior **Ismael Massoud** has also proved to be a spark of the bench, posting 4 double-digit scoring games.

FORCING TURNOVERS

► K-State's defense has forced 436 turnovers through the first 29 games, which includes 223 steals, while averaging 16.5 points per game off those miscues.

► The 15.0 turnovers forced per game ranks 40th nationally, while it places fourth in the Big 12 behind Iowa State, TCU and Texas. K-State ranks fifth in steals (7.7) and seventh in turnover margin (+1.0), while senior **Markquis Nowell** leads the Big 12 and places 15th nationally in steals (2.31 spg.).

► K-State has scored 20 or more points off turnovers 6 times with a season-high 31 points off 26 UTRGV (11/7/22) turnovers in the opener. The Wildcats scored 20+ points off miscues in back-to-back games vs. Kansas City (11/17/22; 26 points) and Rhode Island (11/21/22; 21 points) as well as ACU (12/6/22; 23 points), UIW (12/11/22; 28 points) and West Virginia (12/31/22; 22 points).

■ HOME SWEET HOME // BRAMLAGE COLISEUM [1989-present]



► K-State has posted a 416-145 (.736) all-time record at Bramlage Coliseum since its opening during the 1988-89 season. The 416 wins are the most at a home venue for the Wildcats, surpassing the 378 wins at Ahearn Field House (1950-88). It is the school's third home venue.

► K-State has registered a 216-65 (.759) record at home over the past 17 seasons, including a 94-53 (.626) mark in Big 12 play. The 216 wins rank fourth among all Big 12 schools in that span, while the 94 league victories at home are among the tops in the Big 12. In all, the program has double-digit victories in 28 of its 35 seasons in the arena.

► K-State has a 277-87 (.754) record at home, including a 161-17 (.901) mark in non-conference action, since the 2001-02 season for an average of just over 12 home wins (12.5) per season in that span.


► K-State has defeated 46 ranked opponents in the history of Bramlage Coliseum, including 43 ranked Big 12 foes. Four No. 1 teams have been knocked off in the arena's history, including No. 1 Missouri in 1990, No. 1 Texas in 2010, No. 1 Kansas in 2011 and No. 1 Oklahoma in 2016.

► Seating changes and construction has reduced capacity over the years to its current total of 11,000 for the 2022-23 season.

HONORS

MARKQUIS NOWELL

has 3 times been named Big 12 Player of the Week as well as National Player of the Week on Jan. 9, while he was selected to the Top 10 list for the Bob Cousy Point Guard Award.



HONORS WATCH

Keyontae Johnson

- Big 12 Newcomer of the Week (11/14/22)
- Big 12 Newcomer of the Week (12/19/22)
- Big 12 Newcomer of the Week (1/9/23)
- Big 12 Newcomer of the Week (1/23/23)
- Big 12 Newcomer of the Week (2/27/23)
- NCAA March Madness National Player of the Week (11/14/22)
- Cayman Islands Classic All-Tournament Team
- Oscar Robertson Trophy Midseason Watch List
- John R. Wooden Award Late Season Watch List
- Naismith Trophy Award Midseason Team
- Julius Irving Small Forward Top 10 List

Markquis Nowell

- Cayman Islands Classic Most Valuable Player and All-Tournament Team
- Big 12 Player of the Week (11/28/22)
- Big 12 Player of the Week (1/9/23)
- Big 12 Player of the Week (2/27/23)
- NCAA March Madness National Player of the Week (1/9/23)
- ESPN National Player of the Week (1/9/23)
- Naismith Trophy National Player of the Week (1/9/23)
- Oscar Robertson Trophy National Player of the Week (1/9/23)
- The Sporting News Midseason All-America Second Team
- Oscar Robertson Trophy Midseason Watch List
- John R. Wooden Award Late Season Watch List
- Naismith Trophy Award Midseason Team
- Bob Cousy Point Guard Top 10 List

Nae'Qwan Tomlin

- Big 12 Co-Newcomer of the Week (12/26/22)

Head Coach Jerome Tang

- Werner Ladder Naismith Men's Coach of the Year Late Season Watch List

SPECIALITY-STAT TRACKER

Opponent	Pts in Paint	Pts Off TOs	2nd Ch Pts.	Fast Bk Pts.	Bench Pts.
UTRGV	32	▶31	▶16	15	▶41
@California	32	19	9	5	17
KANSAS CITY	32	26	12	12	16
vs. Rhode Island	38	21	10	▶22	20
vs. Nevada	44	14	▶16	4	16
vs. LSU	28	16	1	10	19
@Butler	48	12	10	12	21
WICHITA STATE	26	17	9	2	2
ACU	▶52	23	14	14	12
UIW	48	28	13	16	33
vs. NEBRASKA	22	19	13	4	7
RADFORD	46	8	9	12	12
24/24 WVU*	48	22	9	12	16
@6/6 Texas*	42	14	9	13	14
@19/16 Baylor*	38	10	9	15	18
OKLAHOMA STATE*	20	19	0	11	17
@17/17 TCU*	40	8	8	13	22
2/2 KANSAS*	32	17	8	8	31
TEXAS TECH*	20	13	14	6	16
@12/13 Iowa State*	28	13	7	8	15
FLORIDA	32	8	2	12	9
@8/8 Kansas*	20	12	6	12	9
10/9 TEXAS*	26	19	14	2	22
17/19 TCU*	40	15	11	7	29
@Texas Tech*	26	14	11	11	26
@Oklahoma*	38	12	7	11	20
19/18 IOWA STATE*	18	19	8	13	11
9/10 BAYLOR*	42	19	7	15	12
@Oklahoma State*	30	10	7	10	11
OKLAHOMA*					
@West Virginia*					
vs. TBD					

TAKING A CHARGE

K-State tied a season-high with 6 charges in the win over Baylor, including 2 by **Nae'Qwan Tomlin** and **Desi Sills**, and have 59 charges on the year.

■ SITUATIONAL STATS UNDER TANG

	'22-23	Overall
Overall	22-7	22-7
Big 12 play	10-6	10-6
At Home	15-1	15-1
At Bramlage Coliseum	14-1	14-1
On the Road	4-6	4-6
At Neutral Sites	3-0	3-0
In Overtime	3-0	3-0
vs. Top 25 teams	7-4	7-4
vs. Top 10 teams	3-2	3-2
In games decided by 3 points or less	3-1	3-1
In games decided by 4-5 points	2-1	2-1
In games decided by 6-10 points	8-1	8-1
In games decided by 11-19 points	5-4	5-4
In games decided by 20 or more points	4-0	4-0
Scoring first	15-4	15-4
Leading at the Half	12-2	12-2
Tied at the Half	1-1	1-1
Trailing at the Half	9-4	9-4
K-State shoots 50% or better	5-1	5-1
K-State shoots less than 50%	17-6	17-6
K-State shoots better than opponent	17-0	17-0
Opponent shoots 50% or better	2-3	2-3
Opponent shoots less than 50%	20-4	20-4
K-State out-rebounds opponent	12-2	12-2
Opponent out-rebounds K-State	4-4	4-4
K-State shoots 70% or better from FT Line	15-4	15-4
K-State has more FT attempts	13-2	13-2
Opponent has more FT attempts	9-5	9-5
K-State shoots 40% or better from 3-pt range	7-1	7-1
K-State makes at least 6 3-pt FGs	14-5	14-5
K-State has more turnovers than opponent	6-5	6-5
K-State has less turnovers than opponent	12-1	12-1
K-State equals opponent in turnovers	4-1	4-1
K-State scores 100-plus points	1-0	1-0
K-State scores 90 or more points	5-0	5-0
K-State scores 80-89 points	4-0	4-0
K-State scores 70-79 points	5-2	5-2
K-State scores 60-69 points	7-4	7-4
K-State scores 50-59 points	1-0	1-0
K-State scores less than 50 points	0-0	0-0
Opponent scores 100-plus points	1-0	1-0
Opponent scores 90 or more points	2-1	2-1
Opponent scores 80-89 points	2-2	2-2
Opponent scores 70-79 points	1-3	1-3
Opponent scores 60-69 points	5-2	5-2
Opponent scores 50-59 points	12-0	12-0
Opponent scores less than 50 points	0-0	0-0
K-State has at least 2 in double figures	22-7	22-7
K-State has at least 3 in double figures	20-7	20-7
K-State has at least 4 in double figures	8-3	8-3
K-State has at least 5 in double figures	4-0	4-0
K-State has at least 6 in double figures	2-0	2-0

PLAYER NOTES

JOHNSON MAKES RETURN TO COURT

► Junior **Keyontae Johnson** made his triumphant return to basketball court on Nov. 7 in the opener with UTRGV after a 2-year absence after suffering a medical emergency against Florida State on Dec. 12, 2020. He finished the night with 13 points, 4 assists and 2 rebounds in a team-high 26 minutes.

► Johnson was named the *March Madness* National Player of the Week and the Big 12 Newcomer of the Week on Nov. 14, as he averaged 14.5 points on 47.6 percent (10-of-21) shooting, including 57.1 percent (4-of-7) from 3-point range, to go with 5.5 rebounds and 2.5 assists in the Wildcats' first 2 wins.

► Johnson helped the Wildcats win the Cayman Islands Classic and was named to the All-Tournament team, as he averaged a team-best 19.3 points on 53.6 percent shooting with a team-best 6.0 rebounds in 32.3 minutes per game.

► Johnson earned Big 12 Newcomer of the Week honors for the second time on Dec. 19 after his impressive effort vs. Nebraska, as he posted game-highs in points (23) and rebounds (11) to go with his career-tying 4 steals.

► Johnson has been selected for the Newcomer award 3 more times since the start of Big 12 play, including Jan. 9 after posting consecutive 20-point games in wins at No. 6/6 Texas and No. 19/17 Baylor, Jan. 23 after his 24-point effort in the win over No. 2/2 Kansas and double-double vs. Texas Tech and Feb. 27 after averaging 21 points in wins vs. No. 9/10 Baylor and at Oklahoma State. The 5 total awards are the most since **Michael Beasley** won it 8 times in 2007-08.

► Johnson has scored in double figures in a team-best 28 games, leading the Wildcats and ranking second in the Big 12 in scoring (17.6 ppg.). He is second in the league in field goal percentage (52.0), while he is in the top-15 in 5 other categories. He is one of two Big 12 players (Kansas' **Jalen Wilson**) rank in the league's top-5 in scoring and rebounding in overall and conference-only games. He became the 33rd Wildcat to top 500 points in a single season at OSU.

NOWELL RUNNING THE SHOW

► On a team with 13 new players and a new staff, fifth-year senior **Markquis Nowell** once again has demonstrated he is still the guy running the show for the Wildcats, as he leads in both assists (7.6 apg.) and steals (2.3 spg.) while averaging the second-most points (17.0 ppg.). The 3-time Big 12 Player of the Week was named to the Oscar Robertson Trophy, John R. Wooden and Naismith Trophy Award Midseason Watch Lists and Bob Cousy Award Top 10 List.

► Nowell ranks third nationally in assists/game (7.6 apg.) and assists (220), while he is in the top-20 in five others, including eighth in steals (67), 11th in free throws (156), 15th in steals/game (2.3), 16th in free throw percentage and 20th in minutes/game (36.2). He is one of 3 Division I players with at least 1,500 points, 500 assists and 200 steals, while he just eclipsed 1,800 career points. He also ranks first among all active Division I players in steals (259).

► Nowell was recognized for his MVP performance in helping the Wildcats win the Cayman Islands Classic, as he was selected as the Phillips 66 Big 12 Player of the Week on Nov. 28 after averaging 18.7 points and 9.0 assists per game.

► In wins vs. Rhode Island and Nevada, Nowell became the first Wildcat to record double-digit assists in consecutive games, while he became the second player in school history and the first since 1989 to post a 25-point/10-assist game with his 29-point, 11-assist effort in the overtime win over the Wolf Pack.

► Nowell enjoyed a special performance in the historic win at No. 6/6 Texas, scoring a career-best 36 points on 9-of-15 shooting, including 6-of-10 from 3-point range, to go with a perfect 12-of-12 effort from the free throw line. It was the seventh-most points by a Wildcat in a Big 12 game and the most since **Barry Brown, Jr.**, scored 38 points vs. Oklahoma State on Jan. 10, 2018.

► Nowell capped his impressive week with the school's first 30-point, 10-assist game in the win at No. 19/17 Baylor, scoring 32 points while dishing a career-best 14 assists. He became the first Wildcat since **Michael Beasley** in 2008 with consecutive 30-point games, while his 14 assists tied the record for most in a conference game in school history. In addition to his second Big 12 Player of the Week on Jan. 9, he was named the *NCAA March Madness*, ESPN, Naismith Trophy and Oscar Robertson National Player of the Week.

► The school's single-season assists leader (220) with his 7 assists in the win over TCU, Nowell continued his historic season in the win over No. 9/10 Baylor, becoming just the 12th player in Division I since 1996-97 to dish out at least 10 assists without a single turnover vs. an AP Top 10 opponent.

AN INSTANT IMPACT

► Junior transfer **Nae'Qwan Tomlin** has given K-State another scoring threat in the post, as the junior college All-American ranks third on the team in scoring (10.0 ppg.) while connecting 46.8 percent (111-of-237) from the field to go with 5.9 rebounds, 1.1 steals and 0.9 blocks in 27.2 minutes per game. He ranks in the Big 12's top-10 in rebounding (10th) and blocks (ninth).

► Tomlin was selected as the Big 12 co-Newcomer of the Week on Dec. 26 after his near double-double in the win over Radford on Dec. 21. He led four Wildcats in double figures with a season-high 26 points, as he hit on 11-of-18 field goals, which included 4 dunks, a 3-pointer and 3 free throws, to go with 9 rebounds.

► Tomlin scored in double figures in 7 consecutive games from Dec. 3 to Jan. 3, in which, he averaged 14.9 points on 55.4 percent (41-of-74) shooting to go with 6.3 rebounds per game. The streak began with 14 points vs. Wichita State and was highlighted by a career-best 26 points vs. Radford.

► Tomlin has grabbed 10 rebounds 3 times this season, while posting his first career double-double (15 points/10 rebounds) in the win over No. 2/2 Kansas. He added a second double-double with 17 points and a season-tying 10 boards at Oklahoma. He has scored in double figures in 6 games in Big 12 play.

STARTER OFF THE BENCH

► Although senior **Desi Sills** has earned the start in each of the last 3 games, he has mostly been a spark off the bench for the Wildcats, averaging 8.3 points on 43.5 percent (83-of-191) shooting with 3.4 rebounds and 2.2 assists in 29 minutes per game. He has scored in double figures 12 times, including a season-high 24 points in the win over No. 2/2 Kansas.

► Sills scored in double figures in 2 of the first 3 games, while he was pivotal in the win over LSU in the Cayman Islands Classic Championship game with 16 points. He has scored in double figures in 4 of the last 7 games, including 11 vs. Texas, 14 in the win over TCU and 10 in the win at Oklahoma State.

► Although Sills went scoreless in the win over Wichita State, he had the play of the game with his block of **Shammah Scott's** breakaway layup with 1:42 to play with the Wildcats trailing 50-49.

■ WELCOME THE NEWEST WILDCATS // Consensus Top 35 Class [#15 by 247Sports / #18 by Rivals / #21 by ESPN / #33 by On3]



DARRIN "DAI DAI" AMES [6-1 / 160 / PG / Chicago, Ill.]
#56 Rivals, #71 247Sports, #81 ESPN, #97 On3

► Ames enters his senior season at Kenwood Academy in Chicago after leading the Broncos to a 26-9 record and their first-ever Sectional title. He averaged 24 points on 58 percent shooting, including 51 percent from 3-point range with 4.7 assists, 2.4 steals and 1.2 rebounds per game.

► Ames was named First Team Class 4A All-State by the AP, while was selected to the *Chicago Sun-Times* All-Area and First Team All-City teams.



ROBERT "R.J." JONES [6-3 / 175 / SG / Denton, Texas]
#78 Rivals, #73 247Sports, #41 ESPN, #91 On3

► Jones will play his senior season at prep powerhouse Wasatch Academy in Utah after leading John Paul II High School in Plano, Texas to a 31-7 record and a second TAPPS Class 6A State Championship in 2021-22. He averaged 19.7 points, 4.1 rebounds, 3.1 assists and 1.6 steals per game as a junior.

► Jones was named the 2022 TAPPS Class 6A Player of the Year, a First Team All-State and All-District selection and MVP of District 6A-2.



MACALEAB RICH [6-7 / 250 / PF / East St. Louis, Ill.]
#129 247Sports, #107 On3

► Rich heads into his senior season at East Saint Louis High School after guiding the Flyers to a 27-6 record and a berth in the Illinois Class 3A Super Sectionals. He averaged a double-double with team-best in scoring (19.2 ppg.) and rebounding (10.9 rpg.) while connecting on 54.9 percent.

► Rich was named First Team Class 3A All-State by the Illinois Basketball Coaches Association and to the *St. Louis Post-Dispatch* All-Metro First Team.



JEROME TANG

HEAD COACH

Charter Oak State '07

First Season at K-State [22-7]

30th Season Overall | 20th Season in College

Jerome Tang, one of the chief architects in helping build Baylor into a national powerhouse in his 19 seasons as an assistant and associate head coach, was selected as the 25th head men's basketball coach at Kansas State on March 21, 2022. He agreed to a 6-year contract through the 2027-28 season.

"I am beyond excited to be the next head basketball coach at K-State," said Tang. "Having the opportunity to build on a program with a rich basketball history at a prestigious university is truly a blessing. We look forward to bringing an exciting style of basketball to K-State while helping our student-athletes succeed on the court and in life. My family and I can't wait to form deep relationships with our students, former players, alumni and Wildcat fans everywhere. We look forward to making the Octagon of Doom the best home court advantage in the country!"

Tang has K-State off to a 22-7 record in 2022-23, which is one of the best starts in the last 50 seasons. He became just the fifth head coach to win 20 games in his first season, joining **Lon Kruger** (1986-87), **Bob Huggins** (2006-07), **Frank Martin** (2007-08) and **Bruce Weber** (2012-13), in the 61-55 win over No. 19/18 Iowa State on Feb. 18. He also helped the Wildcats win the Cayman Islands Classic, which was the first in-season tournament title since 2017.

Tang, 55, was an original member of head coach **Scott Drew's** staff and played an instrumental role in building the Bears program from one rocked by scandal and NCAA probation into one that has developed into one of the nation's top programs highlighted by the 2021 NCAA Championship and consecutive Big 12 regular-season titles in 2021 and 2022. He served his first 14 seasons (2003-17) as an assistant coach before being promoted to associate head coach in 2017.

During his time at Baylor, Tang helped the Bears post a 397-222 (.641) overall record, including a 168-155 (.520) mark in Big 12 play, to go with 13 postseason appearances (10 NCAA Tournaments, 3 NITs), one NCAA title (2021), one NIT title (2013) and one NIT runner-up finish (2009). In the process, he has helped coach 11 All-Americans, including consensus selections **Johnathan Motley** (2017) and **Jared Butler** (2021), a National Defensive Player of the Year in **Davion Mitchell** (2021) and 58 All-Big 12 honorees, including nine on the First Team.

In addition to prowess on the bench, Tang assisted in the construction of nine consensus Top 25 recruiting classes while at Baylor, including 2010 (**Perry Jones III**), 2011 (**Quincy Miller** and **Deuce Bello**), 2012 (**Isaiah Austin**, **Prince and Rico Gathers**), 2013 (**Ishmail Wainwright**, **Al Freeman** and **Johnathan Motley**) and the highest-ranked class in program history at No. 4 in 2021 (**Kendall Brown**, **Langston Love** and **Jeremy Sochan**).

Tang will be the first full-time Black head men's basketball coach and just the sixth minority men's head coach in school history, following baseball coach **Dave Baker** (1978-83), interim basketball coach **Darryl Winston** (1984-85), football coach **Ron Prince** (2006-08), basketball coach **Frank Martin** (2007-12) and current women's tennis coach **Jordan Smith** (2018-present).

The head coaching role will not be new for Tang, who built a powerhouse at Heritage Christian Academy in Cleveland, Texas over a 10-year period (1993-2003) before starting his tenure at Baylor in 2003. He also stepped in on four occasions as the Bears' interim head coach, winning the first two games of the 2012-13 Big 12 schedule at home against Texas, 86-79 in overtime, and on the road at Texas Tech, 82-48, and the first two games of the 2020-21 national title season in Las Vegas against Louisiana (112-82) and Washington (86-52).

Starting with the 2007-08 season, Tang was pivotal in helping Baylor to a stretch of 15 consecutive seasons of at least 18 wins, including a school-record 30 in 2011-12, en route to a 361-153 (.702) overall record and 10 NCAA Tournament appearances. Since 2010, the Bears have appeared in the NCAA Tournament Sweet 16 five times (2010, 2012, 2014, 2017, 2021), three times advancing to the Elite Eight (2010, 2012, 2021) and once to the Final Four (2021).

Additionally, 14 Bears have gone on to play in the NBA, including **Quincy Acy**, **Jared Butler**, **Freddie Gillespie**, **Pierre Jackson**, **Cory Jefferson**, **Perry Jones III**, **Quincy Miller**, **Davion Mitchell**, **Johnathan Motley**, **Royce O'Neale**, **Taurean Prince**, **MaCio Teague**, **Ekpe Udoh** and **Ish Wainwright**.

In his last three seasons (2019-22) at Baylor, Tang helped the Bears tally an 81-13 (.862) record, including a 43-8 (.843) mark in Big 12 play, with 22 wins over ranked opponents highlighted by the Bears' first National Championship in 2021, as they defeated No. 1 ranked Gonzaga, 86-70, in the national title game. The 2021 Bears also won their first Big 12 Championship in the league's 25-year history, which was the school's first conference title in 71 years, then followed it up with a second-straight crown in 2022 by winning their last five Big 12 games.

Baylor's 55-9 (.859) record over the 2020-21 and 2021-22 season was the best among power conference teams, while the 81-13 (.862) record from 2019-22 was the second-best, trailing only Gonzaga (90-6). In that span, the Bears were ranked in the top 5 for 29 consecutive AP Top 25 polls and finished the 2021-22 season with the nation's third-longest active streak of 56-straight weeks ranked.

Despite a season mired by injuries to key players, Tang helped Baylor navigate a successful 2021-22 season that ended in a heartbreaking 93-86 overtime loss to North Carolina in the second round of the NCAA Tournament. Down 25 points with 10 minutes left, the Bears rallied to force overtime before faltering late, 93-86, to finish the season with a 27-7 record, including a tie for first place in the Big 12 with a 14-4 mark. The team ran their winning streak to 21 games, including 15 straight to start the year, ascending to the No. 1 ranking for five consecutive weeks. For his efforts, Tang was named the 2022 Division I Men's Assistant Coach of the Year by Texas Association of Basketball Coaches (TABC).

Three Bears earned All-Big 12 honors in 2022, including a First Team selection by senior transfer **James Akinjo**. Senior **Jonathan Tchamwa Tchatchoua** was one of three players to share the Big 12 Defensive Player of the Year, while freshman **Jeremy Sochan** was named the league's Sixth Man Award winner.

Sochan became the fourth Baylor player (and second consecutive) to be a lottery pick when he was selected by the San Antonio Spurs with the No. 9 pick of the 2022 NBA Draft. Teammate **Kendall Brown** followed in the second round with the No. 48 selection by the Minnesota Timberwolves.

Baylor lost just twice during its historic national championship season in 2020-21, posting a 28-2 record and a 14-1 mark in Big 12 play which included school-record 11 wins against ranked foes. The Bears enjoyed the best start in program history with an 18-game winning streak, which was the fourth-longest streak in Big 12 history. A school-record 3 Bears earned All-America honors, including **Jared Butler** becoming the first consensus First Team selection. **Davion Mitchell** and **MaCio Teague** were both Third Team All-Americans, while Mitchell swept every major National Defensive Player of the Year honors.

Tang helped Baylor to what was then the best season in program history in 2019-20, as the Bears spent five consecutive weeks ranked No. 1 nationally en route to posting a 26-4 record, including a 15-3 mark in league play. The team set a Big 12 record with 23 consecutive wins and were projected to earn a No. 1 seed in the NCAA Tournament before it was cancelled due to the COVID-19 pandemic. All five starters were named to All-Big 12 teams, a first in league history.

Tang was part of the Baylor rebuild from the beginning, as he assisted Drew in guiding a Bear program that was crippled by NCAA sanctions into one that has advanced to the postseason 13 times in the last 14 seasons, including a current streak of 11 consecutive seasons, and 15 straight winning seasons.

After going 36-69 in their first four seasons, Tang and the Bears were rewarded with their first NCAA Tournament berth in 20 seasons and just their second at the school since 1950 in 2007-08. The team lost to No. 18 Purdue in the first round to conclude the year with a 21-11 record, including 9-7 in Big 12 play, as **Curtis Jerrells** became the first All-Big 12 First Team selection since 2001.

Baylor posted back-to-back 20-win seasons for the first time in school history, as the 2008-09 team advanced to its first Big 12 Championship game before finishing as the runner-up in the NIT. The Bears then made another significant step with two Elite Eight runs in a 3-year period, including the first in the modern era in 2009-10 and to cap a school-record 30-win season in 2011-12.

Tang played a major role in leading Baylor to 23 wins and the program's first national tournament championship in 2012-13 when the Bears went on a 5-game run to the NIT title. The team then ran off a string of 4 consecutive NCAA Tournament appearances, including Sweet 16 runs in 2013-14 and 2016-17.

Prior to Baylor, Tang built a powerhouse at Heritage Christian Academy, a birth-through-high school private school in Cleveland, Texas, as the head coach and athletic director, guiding the Eagles to 4 TAPPS Division A state championships (1995, 1999, 2000, 2001) from 1993 to 2003. His program gained national attention in 2001 when **Cedrick Hensley** scored 101 points in a game. Tang's most-publicized recruit - **Vakeaton "Von" Wafer** - became a McDonald's All-American before playing at FSU and being drafted by the L.A. Lakers in 2005.

Tang earned a bachelor's degree from Charter Oak State College in 2007. He was born in San Fernando, Trinidad. He migrated with his parents (**Paul & Bano Tang**) to St. Croix, U.S. Virgin Islands until age 10 when his family moved to Texas. He and his wife, **Careylyen (Rey)** have a son, **Seven**, and a daughter, **Aylyn**. He also has adopted sons (**Lamar** and **Richard Hurd**).

JEROME TANG FILE

Experience	30th year (First at K-State)
Date Hired	March 21, 2022
Birthdate	October 7
Hometown	San Fernando, Trinidad (West Indies)
Wife	Careylyen [Rey]
Children	Son Seven, Daughter Aylyn Adopted sons Lamar & Richard Hurd

EDUCATION

► Charter Oak State College '07 (B.S., Emphasis in Leadership)

COACHING EXPERIENCE

- Heritage Christian Academy (Texas), Head Coach [1993-2003]
- Baylor, Assistant Coach [2003-17]
- Baylor, Associate Head Coach [2017-22]
- K-State, Head Coach [2022-present]

COACHING HONORS

- 1995 TAPPS Division A State Champion
- 1999 TAPPS Division A State Champion
- 2000 TAPPS Division A State Champion
- 2001 TAPPS Division A State Champion
- 2022 Texas Association of Basketball Coaches (TABC) Division I Men's Assistant Coach of the Year

TAPPS is the Texas Association of Private and Parochial Schools

YEAR-BY-YEAR AS AN ASSISTANT COACH

Year	School	Record (Conf.)	Postseason
2003-04	Baylor	8-21 (3-13/11th)	—
2004-05	Baylor	9-19 (1-15/12th)	—
2005-06	Baylor	4-13^ (4-12/12th)	—
2006-07	Baylor	15-16 (4-12/11th)	—
2007-08	Baylor	21-11 (9-7/t-4th)	NCAA First Rd.
2008-09	Baylor	24-15 (5-11/9th)	NIT Runner-Up
2009-10	Baylor	28-8 (11-5/t-2nd)	NCAA Elite Eight
2010-11	Baylor	18-13 (7-9/t-7th)	—
2011-12	Baylor	30-8 (12-6/t-3rd)	NCAA Elite Eight
2012-13	Baylor	23-14 (9-9/6th)	NIT Champions
2013-14	Baylor	26-12 (9-9/t-6th)	NCAA Sweet 16
2014-15	Baylor	24-10 (11-7/t-4th)	NCAA First Rd.
2015-16	Baylor	22-12 (10-8/t-5th)	NCAA First Rd.
2016-17	Baylor	27-8 (12-6/t-2nd)	NCAA Sweet 16

YEAR-BY-YEAR AS ASSOCIATE HEAD COACH

Year	School	Record (Conf.)	Postseason
2017-18	Baylor	19-15 (8-10/t-6th)	NIT Second Rd.
2018-19	Baylor	20-14 (10-8/4th)	NCAA Second Rd.
2019-20	Baylor	26-4 (15-3/2nd)	Canceled%
2020-21	Baylor	28-2 (14-1/1st)	NCAA Champions
2021-22	Baylor	27-7 (14-4/1st)	NCAA Second Rd.
Totals (19 years)		397-222 (.641)	
Since 2007-08		361-153 (.702)	

YEAR-BY-YEAR AS A HEAD COACH

Year	School	Record (Conf.)	Postseason
2022-23	K-State	22-7 (10-6)	—

^Baylor did not play a non-conference schedule due to NCAA sanctions

%NCAA Tournament cancelled due to COVID-19

BY THE NUMBER

- 2021 NCAA Champions
- 2013 NIT Champions
- 2021, 2022 Big 12 Regular-Season Champions
- NCAA Tournaments [10 Appearances]
- [2008, 2010, 2012, 2014, 2015, 2016, 2017, 2019, 2021, 2022]
- NIT [3 Appearances] [2009, 2013, 2018]
- NCAA Final Four [2021]
- NCAA Elite Eight [2010, 2012, 2021]
- NCAA Sweet 16 [2010, 2012, 2014, 2017, 2021]
- 11 All-Americans [2 Consensus]
- 58 All-Big 12 Selections [9 on First Team]

RECORD BREAKDOWN

Overall: 24-7 (12-6 Big 12) *only 2013 games count toward official record

First 4 wins came as an interim head coach at Baylor

- 1/5/13 - Baylor 86, Texas 79 [OT] [Waco, Texas]*
- 1/8/13 - Baylor 82, at Texas Tech 48 [Lubbock, Texas]*
- 11/28/20 - Baylor 112, Louisiana 82 [Las Vegas, Nev.]
- 11/29/20 - Baylor 86, Washington 52 [Las Vegas, Nev.]

Record at Baylor As Assistant Coach: 397-222 (.641)

Record at Baylor Since 2007-08: 361-153 (.702)

Record at Baylor As Associate Head Coach: 120-42 (.741)

Record in Big 12 Play As Assistant Coach: 168-155 (.520)

Record in Big 12 Play Since 2007-08: 156-103 (.602)

Record in Big 12 Play As Associate Head Coach: 61-26 (.701)

Record vs. K-State: [As Assistant Coach]: 18-16 (8-8 at Bramlage Coliseum)

Wildcats

2022-23 RESULTS

Overall Record: 22-7 (Home: 15-1 // Away: 4-6 // Neutral: 3-0)

Big 12 Record: 10-6 (Home: 7-1 // Away: 3-5)

Date	Rk	Opponent	W/L	Score	Record [Big 12]	High Scorer	High Rebounds	High Assists	High Steals	High Blocks	Attend.
Nov. 1	—/—	WASHBURN	W	76-49	—	Carter (13)	Tomlin (7)	Sills (7)	Carter (3)	Colbert (5)	6,800
Nov. 7	—/—	UTRGV	W	93-59	1-0	Nowell, Tomlin (14)	Tomlin (8)	Nowell (7)	Nowell (4)	Carter, Tomlin (1)	7,635
Nov. 11	—/—	@California	W	63-54	2-0	Johnson (16)	Johnson (9)	Nowell (7)	Nowell (3)	Tomlin (2)	3,607
Nov. 17	—/—	KANSAS CITY	W	69-53	3-0	Johnson (19)	Johnson, Tomlin (7)	Johnson, Nowell (6)	Nowell, Tomlin (3)	N'Guessan (1)	7,376
Nov. 21	—/—	vs. Rhode Island	W	77-57	4-0	Tomlin (15)	N'Guessan (7)	Nowell (12)	Sills (3)	Tomlin (5)	1,250
Nov. 22	—/—	vs. Nevada	W	96-87 [OT]	5-0	Nowell (29)	Johnson (9)	Nowell (11)	Carter, Johnson (1)	N'Guessan (2)	1,200
Nov. 23	—/—	vs. LSU	W	61-59	6-0	Nowell (18)	Carter (7)	Sills (5)	Six players (1)	Iyiola (1)	2,400
Nov. 30	—/—	@Butler	L	64-76	6-1	Johnson (20)	Johnson (12)	Nowell (8)	Three players (2)	N'Guessan, Massoud (1)	7,660
Dec. 3	—/—	WICHITA STATE	W	55-50	7-1	Johnson (17)	N'Guessan, Tomlin (6)	Nowell (7)	Nowell (3)	Tomlin (2)	8,957
Dec. 6	—/—	ABILENE CHRISTIAN	W	81-64	8-1	N'Guessan (23)	Tomlin (8)	Nowell (12)	Nowell (3)	N'Guessan (2)	7,136
Dec. 11	—/—	UIW	W	98-50	9-1	Johnson (18)	Tomlin (9)	Nowell (8)	Johnson (3)	—	7,042
Dec. 17	—/—	NEBRASKA	W	71-56	10-1	Johnson (23)	Johnson (11)	Nowell (7)	Johnson (4)	Tomlin (2)	13,184
Dec. 21	—/—	RADFORD	W	73-65	11-1	Tomlin (26)	Tomlin (9)	Nowell (11)	Nowell, Sills (2)	Iyiola, Tomlin (2)	6,939
Dec. 31	—/—	24/24 WEST VIRGINIA*	W	82-76 [OT]	12-1 [1-0]	Nowell (23)	Iyiola (8)	Nowell (10)	Nowell (7)	Iyiola (1)	8,199
Jan. 3	—/—	@6/6 Texas*	W	116-103	13-1 [2-0]	Nowell (36)	Johnson (9)	Nowell (9)	Nowell (3)	—	10,763
Jan. 7	—/—	@19/16 Baylor*	W	97-95 [OT]	14-1 [3-0]	Nowell (32)	Johnson (9)	Nowell (14)	Four players (1)	Tomlin (3)	9,211
Jan. 10	11/13	OKLAHOMA STATE*	W	65-57	15-1 [4-0]	Nowell (20)	Iyiola, Tomlin (7)	Nowell (7)	Three players (2)	Tomlin (3)	11,000
Jan. 14	11/13	@17/17 TCU*	W	82-68	15-2 [4-1]	Johnson (18)	Tomlin (10)	Tomlin (5)	Three players (2)	Four players (1)	5,884
Jan. 17	13/15	2/2 KANSAS*	W	83-82 [OT]	16-2 [5-1]	Johnson, Sills (24)	Tomlin (10)	Nowell (7)	Nowell (4)	Three players (1)	11,000
Jan. 21	13/15	TEXAS TECH*	W	68-58	17-2 [6-1]	Nowell (23)	Johnson (11)	Nowell (5)	Nowell (2)	Carter (2)	11,000
Jan. 24	5/5	@12/13 Iowa State*	L	76-80	17-3 [6-2]	Nowell (23)	Johnson (10)	Nowell (9)	Nowell (3)	—	14,267
Jan. 28	5/5	FLORIDA	W	64-50	18-3	Johnson, Nowell (13)	Johnson (11)	Nowell (8)	Five players (2)	—	11,000
Jan. 31	7/6	@8/8 Kansas*	L	78-90	18-4 [6-3]	Nowell (23)	Johnson (12)	Nowell (4)	Nowell (2)	Iyiola, Sills (1)	16,300
Feb. 4	7/6	10/9 TEXAS*	L	66-69	18-5 [6-4]	Johnson (16)	Iyiola, Nowell (6)	Nowell, Sills (3)	Tomlin (4)	Tomlin (1)	11,000
Feb. 7	12/11	17/19 TCU*	W	82-61	19-5 [7-4]	Nowell (18)	Greene (9)	Nowell (7)	Three players (2)	Three players (1)	8,667
Feb. 11	12/11	@Texas Tech*	L	63-71	19-6 [7-5]	Nowell (18)	Johnson (8)	Nowell (4)	Nowell (4)	Iyiola (1)	12,973
Feb. 14	12/14	@Oklahoma*	L	65-79	19-7 [7-6]	Tomlin (17)	Tomlin (10)	Nowell (6)	Johnson, Nowell (3)	Iyiola, Tomlin (1)	5,167
Feb. 18	12/14	19/18 IOWA STATE*	W	61-55	20-7 [8-6]	Nowell (20)	Three players (6)	Nowell (5)	Five players (1)	N'Guessan (2)	11,000
Feb. 21	14/16	9/10 BAYLOR*	W	75-65	21-7 [9-6]	Johnson (25)	Carter, Tomlin (8)	Nowell (10)	Carter, Nowell (2)	Carter (1)	11,000
Feb. 25	14/16	@Oklahoma State*	W	73-68	22-7 [10-6]	Nowell (22)	Johnson, Nowell (5)	Nowell (8)	Nowell (4)	Greene, N'Guessan (1)	11,124
March 1	11/11	OKLAHOMA*									
March 4	11/11	@West Virginia*									

- 1 – Exhibition (Bramlage Coliseum, Manhattan, Kan.)
 - 2 – Cayman Islands Classic (John Gray Gym, Grand Cayman, Cayman Islands)
 - 3 – BIG EAST/Big 12 Battle (Hinkle Fieldhouse, Indianapolis, Ind.)
 - 4 – Wildcat Classic (T-Mobile Center, Kansas City, Mo.)
 - 5 – SEC/Big 12 Challenge (Bramlage Coliseum, Manhattan, Kan.)
 - 6 – Phillips 66 Big 12 Conference Tournament (T-Mobile Center, Kansas City, Mo.)
- * – Big 12 Conference game

Attendance / Record Summary

► Overall

Site	G	W-L	Total	Avg.	High
Home	16	15-1	152,135	9,508	13,184 vs. Nebraska (12/17/22)
Away	10	4-6	96,956	9,696	16,300 at Kansas (1/31/23)
Neutral	3	3-0	4,850	1,616	2,400 vs. LSU (11/23/22)
Total	29	22-7	253,941	8,757	16,300 at Kansas (1/31/23)

► Big 12

Site	G	W-L	Total	Avg.	High
Home	8	7-1	82,866	10,358	11,000 7 times
Away	8	3-5	85,689	10,711	16,300 at Kansas (1/31/23)
Neutral	0	—	—	—	—
Total	16	10-6	168,555	10,535	16,300 at Kansas (1/31/23)

Win/Loss Margin

	1	2	3	4	5	6	7	8	9	10	11	12	13	14	15	16	17	18	19	20-24	25+
Wins (22)	1	2			2	2		2	2	2			1	1	1	1	1			2	2
Losses (7)			1	1				1				2		2							

Largest Leads / Deficits

► When Leading


Largest Margin of Victory	48 vs. UIW (12/11/22)
Largest Overall Lead	52 vs. UIW (12/11/22)
Largest Halftime Lead	26 vs. UTRGV (11/7/22)
Largest Lead in a Loss	14 vs. Texas (2/4/23)
Largest Halftime Lead in a Loss	11 vs. Texas (2/4/23)
Largest K-State Run	27 vs. UIW (12/11/22)

► When Trailing

Largest Margin of Defeat	14, twice [at TCU (1/14/23) and at Oklahoma (2/14/23)]
Largest Overall Deficit	25 at TCU (1/14/23)
Largest Halftime Deficit	14 at TCU (1/14/23)
Largest Deficit Overcome in a Win	14, twice [Abilene Christian (12/6/22) and West Virginia (12/31/22)]
Largest Halftime Deficit in a Win	11 vs. West Virginia (12/31/22)
Largest Opponent Run	13, twice [California (11/11/22) and Butler (11/30/22)]



2022-23 SEASON BOX SCORE



Game Records

Record	Overall	Home	Away	Neutral
ALL GAMES	22-7	15-1	4-6	3-0
CONFERENCE	10-6	7-1	3-5	0-0
NON-CONFERENCE	12-1	8-0	1-1	3-0

Score by Periods

Team	1st	2nd	OT	TOT
Kansas St.	1031	1098	54	2183
Opponents	949	986	36	1971

Team Box Score

No.	Player				Total		3-Point		F-Throw		Rebounds											
		GP-GS	MIN	AVG	FG-FGA	FG%	3FG-3FGA	3FG%	FT-FTA	FT%	OFF	DEF	TOT	AVG	PF	DQ	A	TO	BLK	STL	PTS	AVG
11	JOHNSON, Keyontae	29-29	983:31	33.9	186-358	.520	36-86	.419	103-142	.725	49	158	207	7.1	69	0	63	90	6	33	511	17.6
1	NOWELL, Markquis	29-29	1054:46	36.4	136-359	.379	65-191	.340	156-175	.891	10	92	102	3.5	57	0	220	104	2	67	493	17.0
35	TOMLIN, Nae'Qwan	29-29	788:42	27.2	111-237	.468	14-57	.246	54-73	.740	66	106	172	5.9	84	3	36	37	25	33	290	10.0
13	SILLS, Desi	29-3	842:06	29.0	83-191	.435	15-65	.231	60-81	.741	12	88	100	3.4	67	1	64	49	7	26	241	8.3
3	N'GUESSAN, David	22-17	444:08	20.2	57-83	.687	4-7	.571	24-49	.490	37	50	87	4.0	43	1	21	21	13	13	142	6.5
5	CARTER, Cam	29-29	756:17	26.1	66-179	.369	28-85	.329	23-32	.719	9	78	87	3.0	65	0	41	44	7	26	183	6.3
25	MASSOUD, Ismael	25-0	369:49	14.8	43-110	.391	30-72	.417	19-20	.950	18	23	41	1.6	45	2	13	10	5	5	135	5.4
23	IYIOLA, Abayomi	24-9	313:09	13.0	33-61	.541	0-1	.000	30-37	.811	26	49	75	3.1	48	1	10	21	9	7	96	4.0
4	GREENE, Tykei	26-0	286:18	11.0	32-73	.438	6-26	.231	9-26	.346	24	27	51	2.0	35	0	8	8	3	11	79	3.0
24	FINISTER, Dorian	6-0	51:42	8.6	5-10	.500	2-2	1.000	0-0	.000	2	12	14	2.3	1	0	7	2	0	2	12	2.0
21	AWBREY, Nate	6-0	09:31	1.6	0-5	.000	0-1	.000	1-2	.500	0	0	0	0.0	0	0	1	2	0	0	1	0.2
Team											47	46	93					19				
Total		29	5900		752-1666	.451	200-593	.337	479-637	.752	300	729	1029	35.5	514	8	484	407	77	223	2183	75.3
Opponents		29	5900		688-1652	.416	177-608	.291	418-614	.681	307	673	980	33.8	548	13	387	436	114	210	1971	68.0


Team Statistics

	KSTATE	OPP
Scoring	2183	1971
Points per game	75.3	68.0
Scoring margin	+7.3	-
Field goals-att	752-1666	688-1652
Field goal pct	.451	.416
3 point fg-att	200-593	177-608
3-point FG pct	.337	.291
3-pt FG made per game	6.9	6.1
Free throws-att	479-637	418-614
Free throw pct	.752	.681
F-Throws made per game	16.5	14.4
Rebounds	1029	980
Rebounds per game	35.5	33.8
Rebounding margin	+1.7	-
Assists	484	387
Assists per game	16.7	13.3
Turnovers	407	436
Turnovers per game	14.0	15.0
Turnover margin	+1.0	-
Assist/turnover ratio	1.2	0.9
Steals	223	210
Steals per game	7.7	7.2
Blocks	77	114
Blocks per game	2.7	3.9
Winning streak	3	-
Home win streak	3	-
Attendance	152135	96956
Home games-Avg/Game	16-9508	10-9696
Neutral site-Avg/Game	-	3-1617

Team Results

Date	Opponent		Score	Att.
11/07/2022	UTRGV	W	93-59	7635
11/11/2022	at California	W	63-54	3607
11/17/2022	Kansas City	W	69-53	7376
11/21/2022	vs Rhode Island	W	77-57	1250
11/22/2022	vs Nevada	Wot	96-87	1200
11/23/2022	vs LSU	W	61-59	2400
11/30/2022	at Butler	L	64-76	7660
12/03/2022	Wichita St.	W	55-50	8957
12/06/2022	Abilene Christian	W	81-64	7136
12/11/2022	UIW	W	98-50	7042
12/17/2022	Nebraska	W	71-56	13184
12/21/2022	Radford	W	73-65	6939
12/31/2022	West Virginia	Wot	82-76	8199
01/03/2023	at Texas	W	116-103	10763
01/07/2023	at Baylor	Wot	97-95	9211
01/10/2023	Oklahoma St.	W	65-57	11000
01/14/2023	at TCU	L	68-82	5884
01/17/2023	Kansas	Wot	83-82	11000
01/21/2023	Texas Tech	W	68-58	11000
01/24/2023	at Iowa St.	L	76-80	14267
01/28/2023	Florida	W	64-50	11000
01/31/2023	at Kansas	L	78-90	16300
02/04/2023	Texas	L	66-69	11000
02/07/2023	TCU	W	82-61	8667
02/11/2023	at Texas Tech	L	63-71	12973
02/14/2023	at Oklahoma	L	65-79	5167
02/18/2023	Iowa St.	W	61-55	11000
02/21/2023	Baylor	W	75-65	11000
02/25/2023	at Oklahoma St.	W	73-68	11124

2022-23 BIG 12-ONLY SEASON BOX SCORE



Game Records

Record	Overall	Home	Away	Neutral
ALL GAMES	10-6	7-1	3-5	0-0
CONFERENCE	10-6	7-1	3-5	0-0
NON-CONFERENCE	0-0	0-0	0-0	0-0

Score by Periods

Team	1st	2nd	OT	TOT
Kansas St.	548	632	38	1218
Opponents	570	592	29	1191

Team Box Score

No.	Player				Total		3-Point		F-Throw		Rebounds											
		GP-GS	MIN	AVG	FG-FGA	FG%	3FG-3FGA	3FG%	FT-FTA	FT%	OFF	DEF	TOT	AVG	PF	DQ	A	TO	BLK	STL	PTS	AVG
1	NOWELL, Markquis	16-16	622:60	38.9	84-222	.378	42-124	.339	106-115	.922	6	51	57	3.6	41	0	112	67	1	41	316	19.8
11	JOHNSON, Keyontae	16-16	568:26	35.5	105-211	.498	19-48	.396	57-80	.713	22	92	114	7.1	43	0	34	53	4	14	286	17.9
35	TOMLIN, Nae'Qwan	16-16	431:19	27.0	54-115	.470	5-26	.192	26-36	.722	40	53	93	5.8	54	3	25	25	11	19	139	8.7
13	SILLS, Desi	16-3	491:19	30.7	41-94	.436	9-35	.257	41-55	.745	6	51	57	3.6	37	0	30	20	5	15	132	8.3
25	MASSOUD, Ismael	16-0	257:28	16.1	32-79	.405	23-54	.426	15-16	.938	9	16	25	1.6	35	2	10	6	3	3	102	6.4
5	CARTER, Cam	16-16	408:44	25.5	33-95	.347	15-44	.341	14-20	.700	6	44	50	3.1	30	0	20	29	4	12	95	5.9
23	IYIOLA, Abayomi	16-8	224:51	14.1	23-41	.561	0-1	.000	28-34	.824	19	37	56	3.5	34	1	8	12	6	5	74	4.6
3	N'GUESSAN, David	9-5	146:60	16.3	15-22	.682	1-1	1.000	9-17	.529	10	15	25	2.8	16	0	6	8	4	5	40	4.4
4	GREENE, Tykei	14-0	122:04	8.7	15-30	.500	1-6	.167	3-11	.273	12	15	27	1.9	18	0	3	2	2	4	34	2.4
21	AWBREY, Nate	1-0	00:49	0.8	0-0	.000	0-0	.000	0-0	.000	0	0	0	0.0	0	0	0	0	0	0	0	0.0
Team											26	24	50					10				
Total		16	3275		402-909	.442	115-339	.339	299-384	.779	156	398	554	34.6	308	6	248	232	40	118	1218	76.1
Opponents		16	3275		409-965	.424	106-371	.286	267-382	.699	193	379	572	35.8	318	9	240	219	68	132	1191	74.4


Team Statistics

	KSTATE	OPP
Scoring	1218	1191
Points per game	76.1	74.4
Scoring margin	+1.7	-
Field goals-att	402-909	409-965
Field goal pct	.442	.424
3 point fg-att	115-339	106-371
3-point FG pct	.339	.286
3-pt FG made per game	7.2	6.6
Free throws-att	299-384	267-382
Free throw pct	.779	.699
F-Throws made per game	18.7	16.7
Rebounds	554	572
Rebounds per game	34.6	35.8
Rebounding margin	-1.1	-
Assists	248	240
Assists per game	15.5	15.0
Turnovers	232	219
Turnovers per game	14.5	13.7
Turnover margin	-0.8	-
Assist/turnover ratio	1.1	1.1
Steals	118	132
Steals per game	7.4	8.3
Blocks	40	68
Blocks per game	2.5	4.3
Winning streak	3	-
Home win streak	3	-
Attendance	82866	85689
Home games-Avg/Game	8-10358	8-10711
Neutral site-Avg/Game	-	0-0

Team Results

Date	Opponent		Score	Att.
12/31/2022	West Virginia	Wot	82-76	8199
01/03/2023	at Texas	W	116-103	10763
01/07/2023	at Baylor	Wot	97-95	9211
01/10/2023	Oklahoma St.	W	65-57	11000
01/14/2023	at TCU	L	68-82	5884
01/17/2023	Kansas	Wot	83-82	11000
01/21/2023	Texas Tech	W	68-58	11000
01/24/2023	at Iowa St.	L	76-80	14267
01/31/2023	at Kansas	L	78-90	16300
02/04/2023	Texas	L	66-69	11000
02/07/2023	TCU	W	82-61	8667
02/11/2023	at Texas Tech	L	63-71	12973
02/14/2023	at Oklahoma	L	65-79	5167
02/18/2023	Iowa St.	W	61-55	11000
02/21/2023	Baylor	W	75-65	11000
02/25/2023	at Oklahoma St.	W	73-68	11124

2022-23 LAST 5 GAMES



Game Records

Record	Overall	Home	Away	Neutral
ALL GAMES	3-2	2-0	1-2	0-0
CONFERENCE	3-2	2-0	1-2	0-0
NON-CONFERENCE	0-0	0-0	0-0	0-0

Score by Periods

Team	1st	2nd	OT	TOT
Kansas St.	149	188	0	337
Opponents	169	169	0	338

Team Box Score

No. Player					Total		3-Point		F-Throw		Rebounds													
		GP-GS	MIN	AVG	FG-FGA	FG%	3FG-3FGA	3FG%	FT-FTA	FT%	OFF	DEF	TOT	AVG	PF	DQ	A	TO	BLK	STL	PTS	AVG		
1	NOWELL, Markquis	5-5	189:34	37.9	20-68	.294	10-42	.238	38-39	.974	1	19	20	4.0	14	0	33	22	0	13	88	17.6		
11	JOHNSON, Keyontae	5-5	190:30	38.1	33-65	.508	7-17	.412	7-12	.583	5	19	24	4.8	12	0	13	15	0	5	80	16.0		
35	TOMLIN, Nae'Qwan	5-5	108:47	21.8	19-33	.576	2-7	.286	6-9	.667	16	19	35	7.0	19	1	6	8	2	4	46	9.2		
13	SILLS, Desi	5-3	159:49	32.0	12-32	.375	1-10	.100	11-16	.688	1	17	18	3.6	12	0	9	9	1	3	36	7.2		
25	MASSOUD, Ismael	5-0	69:05	13.8	10-24	.417	6-18	.333	4-4	1.000	3	5	8	1.6	9	0	1	2	0	0	30	6.0		
5	CARTER, Cam	5-5	124:04	24.8	8-26	.308	3-14	.214	4-9	.444	0	17	17	3.4	8	0	5	6	1	5	23	4.6		
23	IYIOLA, Abayomi	5-0	56:08	11.2	5-8	.625	0-0	.000	8-10	.800	2	7	9	1.8	6	0	2	0	2	2	18	3.6		
3	N'GUESSAN, David	5-2	73:33	14.7	7-9	.778	0-0	.000	1-5	.200	4	9	13	2.6	10	0	2	6	3	3	15	3.0		
4	GREENE, Tykei	3-0	28:30	9.5	0-2	.000	0-1	.000	1-2	.500	3	4	7	2.3	6	0	1	1	1	1	1	0.3		
Team											8	6	14					2						
Total		5	1000		114-267	.427	29-109	.266	80-106	.755	43	122	165	33.0	96	1	72	71	10	36	337	67.4		
Opponents		5	1000		112-277	.404	39-126	.310	75-109	.688	49	121	170	34.0	97	1	60	67	17	38	338	67.6		

Team Statistics

	KSTATE	OPP
Scoring	337	338
Points per game	67.4	67.6
Scoring margin	-0.2	-
Field goals-att	114-267	112-277
Field goal pct	.427	.404
3 point fg-att	29-109	39-126
3-point FG pct	.266	.310
3-pt FG made per game	5.8	7.8
Free throws-att	80-106	75-109
Free throw pct	.755	.688
F-Throws made per game	16.0	15.0
Rebounds	165	170
Rebounds per game	33.0	34.0
Rebounding margin	-1.0	-
Assists	72	60
Assists per game	14.4	12.0
Turnovers	71	67
Turnovers per game	14.2	13.4
Turnover margin	-0.8	-
Assist/turnover ratio	1.0	0.9
Steals	36	38
Steals per game	7.2	7.6
Blocks	10	17
Blocks per game	2.0	3.4
Winning streak	3	-
Home win streak	2	-
Attendance	22000	29264
Home games-Avg/Game	2-11000	3-9755
Neutral site-Avg/Game	-	0-0

Team Results

Date	Opponent		Score	Att.
02/11/2023	at Texas Tech	L	63-71	12973
02/14/2023	at Oklahoma	L	65-79	5167
02/18/2023	Iowa St.	W	61-55	11000
02/21/2023	Baylor	W	75-65	11000
02/25/2023	at Oklahoma St.	W	73-68	11124

2022-23 GAME-BY-GAME STATISTICS

Opponent	W/L	1H	2H	OT	TOT	+/-	FGM-A	Pct.	3FM-A	Pct.	FTM-A	Pct.	OR	DR	TOT	+/-	A	TO	TO Mar	BLK	STL	PF
@KANSAS STATE	W	52	41	—	93	+34	30-66	45.5	12-27	44.4	21-29	72.4	14	26	40	+6	25	14	+11	2	9	20
UTRGV		26	33	—	59		20-51	39.2	4-15	26.7	15-22	68.2	8	26	34		9	26		2	5	22
KANSAS STATE	W	36	27	—	63	+9	21-57	36.8	5-19	26.3	16-18	88.9	12	23	35	0	9	15	+7	5	10	18
@California		21	33	—	54		19-47	40.4	5-18	27.8	11-19	57.9	9	26	35		9	22		6	6	20
@KANSAS STATE	W	41	28	—	69	+16	24-58	41.4	7-20	35.0	14-17	82.4	15	19	34	+1	18	14	+8	1	11	13
Kansas City		25	28	—	53		20-49	40.8	4-15	26.7	9-15	60.0	13	20	33		10	22		4	6	17
KANSAS STATE	W	44	33	—	77	+20	28-53	52.8	7-16	43.8	14-18	77.8	10	26	36	+4	20	21	-5	8	8	24
vs. Rhode Island		27	30	—	57		18-55	32.7	2-12	16.7	19-31	61.3	15	17	32		8	16		0	10	15
KANSAS STATE	W	36	44	16	96	+9	33-60	55.0	8-17	47.1	22-28	78.6	13	23	36	+14	21	15	-4	3	2	20
vs. Nevada		38	42	7	87		28-54	51.9	9-22	40.9	22-27	81.5	6	16	22		16	11		4	6	27
KANSAS STATE	W	33	28	—	61	+2	20-48	41.7	4-15	26.7	17-21	81.0	8	22	30	0	13	17	0	1	6	16
vs. LSU		41	18	—	59		23-53	43.4	6-19	31.6	7-14	50.0	9	21	30		10	17		3	9	22
KANSAS STATE	L	25	39	—	64	-12	29-63	46.0	4-20	20.0	2-3	66.7	9	18	27	-4	13	13	+1	2	8	15
@Butler		37	39	—	76		28-51	54.9	8-20	40.0	12-15	80.0	6	25	31		18	14		5	3	9
@KANSAS STATE	W	29	26	—	55	+5	19-53	35.8	4-20	20.0	13-21	69.1	7	26	33	-5	13	8	+8	4	8	14
Wichita State		32	18	—	50		19-49	38.8	4-20	20.0	8-13	61.5	8	30	38		5	16		5	5	17
@KANSAS STATE	W	35	46	—	81	+17	31-53	58.5	3-12	25.0	16-29	55.2	10	26	36	+10	23	12	+1	3	7	13
Abilene Christian		34	30	—	64		25-55	45.5	7-19	36.8	7-12	58.3	7	19	26		14	13		2	6	21
@KANSAS STATE	W	45	53	—	98	+48	39-66	59.1	12-26	46.2	8-14	57.1	10	28	38	+13	26	8	+12	0	11	9
UIW		28	22	—	50		19-50	38.0	7-14	50.0	5-8	62.5	5	20	25		14	20		2	3	12
@KANSAS STATE	W	39	32	—	71	+15	24-60	40.0	10-28	35.7	13-19	68.4	12	28	40	+1	20	14	+4	3	9	15
Nebraska		26	30	—	56		18-56	32.1	4-21	19.0	16-22	72.7	13	26	39		9	18		5	8	18
@KANSAS STATE	W	31	42	—	73	+8	29-59	49.2	5-17	29.4	10-15	66.7	13	28	41	+14	20	12	-4	5	6	14
Radford		28	37	—	65		24-59	40.7	7-20	35.0	10-18	55.6	9	18	27		13	8		2	5	14
@KANSAS STATE	W	21	45	16	82	+6	29-69	42.0	3-16	18.8	21-34	61.8	14	22	36	-14	19	11	+9	1	13	26
West Virginia		32	34	10	76		26-63	41.3	4-18	22.2	20-38	52.6	21	29	50		12	20		4	4	27
KANSAS STATE	W	58	58	—	116	+13	36-60	60.0	13-24	54.2	31-33	93.9	6	27	33	+7	23	12	-3	0	5	19
@Texas		40	63	—	103		35-68	51.5	11-27	40.7	22-26	84.6	7	19	26		18	9		3	6	26
KANSAS STATE	W	47	39	11	97	+2	34-64	53.1	11-25	44.0	18-21	85.7	9	22	31	-5	24	12	0	6	4	25
@Baylor		47	39	9	95		29-65	44.6	8-25	32.0	29-38	76.3	15	21	36		21	12		3	7	21
@KANSAS STATE	W	30	35	—	65	+8	21-59	35.6	9-27	33.3	14-19	73.7	14	28	42	0	15	16	0	5	6	11
Oklahoma State		32	25	—	57		22-66	33.3	5-22	22.7	8-9	88.9	15	27	42		13	16		6	11	17
KANSAS STATE	L	29	39	—	68	-14	28-65	43.1	6-21	28.6	6-7	85.7	13	26	39	0	15	20	-10	4	8	17
@TCU		43	39	—	82		33-71	46.5	3-19	15.8	13-19	68.4	14	25	39		22	10		4	15	8
@KANSAS STATE	W	44	28	11	83	+1	25-60	41.7	7-17	41.2	26-33	78.8	11	27	38	0	12	15	0	3	12	24
Kansas		39	33	10	82		26-60	43.3	6-29	20.7	24-34	70.6	12	26	38		21	15		4	9	25
@KANSAS STATE	W	28	40	—	68	+10	20-47	42.6	8-25	32.0	20-27	74.1	10	27	37	-4	15	14	-2	5	4	13
Texas Tech		33	25	—	58		23-71	32.4	7-29	24.1	5-12	41.7	23	18	41		10	12		2	8	18
KANSAS STATE	L	33	43	—	76	-4	25-48	52.1	9-16	56.3	17-25	68.0	6	14	20	-8	13	14	-1	0	9	22
@Iowa State		31	49	—	80		28-49	57.1	5-16	31.3	19-25	76.0	9	19	28		15	13		5	8	18
@KANSAS STATE	W	37	27	—	64	+14	23-61	37.7	4-17	23.5	14-21	66.7	11	38	49	+13	15	12	+2	0	10	16
Florida		16	34	—	50		18-58	31.0	4-22	18.2	10-16	62.5	6	30	36		12	14		6	6	17
KANSAS STATE	L	37	41	—	78	-12	20-59	33.9	7-21	33.3	31-36	86.1	9	33	42	-2	10	13	-4	2	4	24
@Kansas		49	41	—	90		27-67	40.3	11-27	40.7	25-35	71.4	13	31	44		15	9		9	8	23
@KANSAS STATE	L	36	30	—	66	-3	22-50	44.0	6-19	31.6	16-20	80.0	8	23	31	+1	11	19	-2	1	8	19
Texas		25	44	—	69		23-51	45.1	4-16	25.0	19-24	79.2	9	21	30		16	17		5	8	21
@KANSAS STATE	W	36	46	—	82	+21	28-61	45.9	7-19	36.8	19-23	82.6	13	27	40	+12	19	15	+4	3	9	13
TCU		30	31	—	61		25-57	43.9	3-17	17.6	8-13	61.5	6	22	28		16	19		6	10	18
@KANSAS STATE	L	26	37	—	63	-8	19-54	35.2	6-26	23.1	19-28	67.9	12	24	36	+4	11	23	-5	1	9	22
Texas Tech		33	38	—	71		23-55	41.8	7-25	28.0	18-25	72.0	6	26	32		12	18		4	14	24
KANSAS STATE	L	36	29	—	65	-14	25-58	43.1	4-20	25.0	11-15	73.3	11	20	31	-1	14	14	-3	2	9	20
@Oklahoma		36	43	—	79		25-49	51.0	11-23	47.8	18-28	64.3	7	25	32		13	11		2	8	18
@KANSAS STATE	W	23	38	—	61	+6	18-48	37.5	7-21	33.3	18-22	81.8	7	25	32	-9	13	11	+3	4	5	18
Iowa State		31	24	—	55		19-62	30.6	5-27	18.5	12-17	70.6	18	23	41		10	14		3	9	22
@KANSAS STATE	W	31	44	—	75	+10	28-58	48.3	4-21	19.0	15-21	71.4	9	24	33	-2	20	7	+6	1	5	14
Baylor		34	31	—	65		22-55	40.0	11-28	39.3	10-16	62.5	11	24	35		15	13		3	3	16
KANSAS STATE	W	33	40	—	73	+5	24-49	49.0	8-21	38.1	17-20	85.0	4	29	33	+3	14	16	-5	2	8	23
@Oklahoma State		35	33	—	68		23-56	41.1	5-23	21.7	17-23	73.9	7	23	30		10	11		5	4	17
@KANSAS STATE																						
Oklahoma																						
KANSAS STATE																						
@West Virginia																						

2022-23 SUPERLATIVES

Individual

Category	Kansas State	Opponent
Points Scored	36 - Markquis Nowell at Texas (1/3/23)	^38 - Jalen Wilson, Kansas (1/17/23)
Field Goals	11 - Nae'Qwan Tomlin vs. Radford (12/21/22)	12 - Jalen Wilson, Kansas (1/17/23)
	11 - Keyontae Johnson at Baylor (1/7/23)	
	11 - Keyontae Johnson vs. Baylor (2/21/23)	
Field Goals Attempted	20 - Markquis Nowell vs. Nevada (11/22/22)	25 - Jalen Wilson, Kansas (1/17/23)
Highest FG Percentage (min. 5 made)	100.0 (5-of-5) - Abayomi Iyiola vs. UTRGV (11/7/22)	81.8 (9-of-11) - Manny Bates, Butler (11/30/22)
	100.0 (9-of-9) - Keyontae Johnson at Butler (11/30/22)	
	100.0 (9-of-9) - David N'Guessan vs. Abilene Christian (12/6/22)	
Highest FG Percentage (min. 10 made)	64.7 (11-of-17) - Keyontae Johnson at Baylor (1/7/23)	58.8 (10-of-17) - Marcus Carr, Texas (1/3/23)
	64.7 (11-of-17) - Keyontae Johnson vs. Baylor (2/21/23)	
3-Point Field Goals Made	6 - Markquis Nowell at Texas (1/3/23)	6 - Keyonte George, Baylor (2/21/23)
3-Point Field Goals Attempted	11 - Markquis Nowell vs. Nebraska (12/17/22)	12 - Gabe Kalschauer, Iowa State (2/18/23)
	11 - Markquis Nowell vs. Texas Tech (1/21/23)	
	11 - Markquis Nowell at Kansas (1/31/23)	
3-Point Field Goal Percentage (min. 4 made)	60.0 (6-of-10) - Markquis Nowell at Texas (1/3/23)	60.0 (6-of-10) - Keyonte George, Baylor (2/21/23)
Free Throws	12 - Markquis Nowell at Texas (1/3/23)	12 - Keyonte George, Baylor (1/7/23)
	12 - Markquis Nowell at Baylor (1/7/23)	
Free Throws Attempted	13 - Markquis Nowell vs. West Virginia (12/31/22)	16 - Keyonte George, Baylor (1/7/23)
	13 - Markquis Nowell at Baylor (1/7/23)	
Free Throw Percentage (min. 5 made)	100.0 (12-of-12) - Markquis Nowell at Texas (1/3/23)	100.0 (8-of-8) - Tyrese Hunter, Texas (1/3/23)
	100.0 (10-of-10) - Markquis Nowell vs. Baylor (2/21/23)	
Offensive Rebounds	6 - Nae'Qwan Tomlin vs. Radford (12/21/22)	8 - Mohamed Wague, West Virginia (12/31/22)
Defensive Rebounds	12 - Keyontae Johnson at Kansas (1/31/23)	10 - Tre Mitchell, West Virginia (12/31/22)
		10 - Kevin McCullar, Kansas (1/31/23)
Total Rebounds	12 - Keyontae Johnson at Butler (11/30/22)	13 - Tre Mitchell, West Virginia (12/31/22)
	12 - Keyontae Johnson at Kansas (1/31/23)	
Assists	^14 - Markquis Nowell at Baylor (1/7/23)	11 - Mike Miles, Jr., TCU (1/14/23)
		11 - Dajuan Harris, Jr., Kansas (1/17/23)
Blocked Shots	5 - Nae'Qwan Tomlin vs. Rhode Island (11/21/22)	4 - Colin Castleton, Florida (1/28/23)
Steals	7 - Markquis Nowell vs. West Virginia (12/31/22)	6 - Micah Peavy, TCU (2/7/23)
Minutes Played	43 - Markquis Nowell vs. West Virginia (12/31/22)	45 - Jalen Wilson, Kansas (1/17/23)
	43 - Markquis Nowell at Baylor (1/7/23)	

Team

K-State High	K-State Low	Category	Opponent High	Opponent Low
^116 vs. Texas (1/3/23)	55 vs. Wichita State (12/3/22)	Points Scored	103 by Texas (1/3/23)	50 3 times
39 vs. UIW (12/11/22)	18 vs. Iowa State (2/18/23)	Field Goals	35 by Texas (1/3/23)	18 3 times
69 vs. West Virginia (12/31/22)	47 vs. Texas Tech (1/21/23)	Field Goals Attempted	71 twice	47 by California (11/11/22)
60.0 vs. Texas (1/3/23)	33.9 at Kansas (1/31/23)	FG Percentage	57.1 by Iowa State (1/24/23)	30.6 by Iowa State (2/18/23)
13 vs. Texas (1/3/23)	3 twice	3-Point Field Goals Made	11 4 times	2 by Rhode Island (11/21/22)
28 vs. Nebraska (12/17/22)	12 vs. Abilene Christian (12/6/22)	3-Point Field Goals Attempted	29 twice	12 by Rhode Island (11/21/22)
56.3 at Iowa State (1/24/23)	18.8 vs. West Virginia (12/31/22)	3-Point Field Goal Percentage	50.0 by UIW (12/11/22)	15.8 by TCU (1/14/23)
31 twice	2 at Butler (11/30/22)	Free Throws	29 by Baylor (1/7/23)	5 twice
36 at Kansas (1/31/23)	3 at Butler (11/30/22)	Free Throws Attempted	38 twice	8 by UIW (12/11/22)
^93.9 vs. Texas (1/3/23)	55.2 vs. Abilene Christian (12/6/22)	Free Throw Percentage	88.9 by Oklahoma State (1/10/23)	41.7 by Texas Tech (1/21/23)
14 3 times	4 at Oklahoma State (2/25/23)	Offensive Rebounds	23 by Texas Tech (1/21/23)	5 by UIW (12/11/22)
38 vs. Florida (1/28/23)	14 at Iowa State (1/24/23)	Defensive Rebounds	31 by Kansas (1/31/23)	16 by Nevada (11/22/22)
49 vs. Florida (1/28/23)	20 at Iowa State (1/24/23)	Total Rebounds	50 by West Virginia (12/31/22)	22 by Nevada (11/22/22)
26 vs. West Virginia (12/31/22)	9 vs. UIW (12/11/22)	Fouls	27 twice	8 by TCU (1/14/23)
2 vs. West Virginia (12/31/22)	0 22 times	Fouled Out	3 3 times	0 20 times
26 vs. UIW (12/11/22)	9 at California (11/11/22)	Assists	22 by TCU (1/14/23)	5 by Wichita State (12/3/22)
23 at Texas Tech (2/11/23)	7 vs. Baylor (2/21/23)	Turnovers	26 by UTRGV (11/7/22)	8 by Radford (12/21/22)
8 vs. Rhode Island (11/21/22)	0 4 times	Blocked Shots	9 by Kansas (1/31/23)	0 by Rhode Island (11/21/22)
13 vs. West Virginia (12/31/22)	2 vs Nevada (11/22/22)	Steals	15 by TCU (1/14/23)	3 3 times
52 vs. Abilene Christian (12/6/22)	18 vs. Iowa State (2/18/23)	Points in Paint	54 by TCU (1/14/23)	16 twice
31 vs. UTRGV (11/7/22)	8 3 times	Points off Turnovers	28 by Texas Tech (2/11/23)	5 by Baylor (2/21/23)
16 vs. UTRGV (11/7/22)	0 vs. Oklahoma State (1/10/23)	2nd Chance Points	24 by West Virginia (12/31/22)	0 by UIW (12/11/22)
22 vs. Rhode Island (11/21/22)	2 twice	Fast Break Points	\$32 by TCU (1/14/23)	2 twice
41 vs. UTRGV (11/7/22)	2 vs. Wichita State (12/3/22)	Bench Points	33 by Texas (2/4/23)	3 twice
58 vs. Texas (1/3/23)	21 vs. West Virginia (12/31/22)	Points/1st Half	49 by Kansas (1/31/23)	16 by Florida (1/28/23)
61.8 vs. Texas (1/3/23)	29.0 vs. West Virginia (12/31/22)	FG Percentage/1st Half	57.1 by Nevada (11/22/22)	20.7 by Florida (1/28/23)
58 vs. Texas (1/3/23)	26 vs. Wichita State (12/3/22)	Points/2nd Half	63 by Texas (1/3/23)	18 twice
68.8 vs. UIW (12/11/22)	31.0 3 times	FG Percentage/2nd Half	66.7 by Texas (1/3/23)	21.9 by Iowa State (2/18/23)
16 twice	11 twice	Points/Overtime	10 twice	7 by Nevada (11/22/22)
83.3 vs. Nevada (11/22/22)	33.3 vs. Kansas (1/17/23)	FG Percentage/Overtime	50.0 by Kansas (1/17/23)	28.6 twice

^School record



2022-23 BIGGEST LEADS/TIME IN LEAD/SPECIALITY STATS

Date	Opponent	W/L	Score	KS Big		Opp Big		Ties	LC	KS in		Opp in		Tied	Paint		Off TOs		2nd Ch		Fast Bk		Bench	
				Lead	Lead	Lead	Lead			Lead	Lead	Lead	Lead		KS	Opp	KS	Opp	KS	Opp	KS	Opp	KS	Opp
Nov. 7	UTRGV	W	93-59	36	—	—	—	—	—	39:29	—	—	—	0:31	32	32	31	9	16	9	15	19	41	19
Nov. 11	@California	W	63-54	20	3	6	4	—	—	34:43	0:48	4:29	—	—	32	24	19	15	9	6	5	10	17	10
Nov. 17	KANSAS CITY	W	69-53	20	2	1	1	—	—	35:52	0:22	3:46	—	—	32	22	26	11	12	16	12	5	16	7
Nov. 21	vs. Rhode Island	W	77-57	24	—	1	—	—	—	38:41	—	1:19	—	—	38	28	21	14	10	8	22	8	20	32
Nov. 22	vs. Nevada	W	96-87 [OT]	10	7	16	10	—	—	20:50	14:30	9:40	—	—	44	30	14	17	16	9	4	6	16	11
Nov. 23	vs. LSU	W	61-59	3	12	4	8	—	—	5:22	30:45	3:53	—	—	28	28	16	13	1	9	10	3	19	10
Nov. 30	@Butler	L	64-76	3	20	1	3	—	—	0:57	38:47	0:56	—	—	48	34	12	6	10	7	12	11	21	3
Dec. 3	WICHITA STATE	W	55-50	6	7	4	6	—	—	6:53	30:04	3:03	—	—	26	18	17	9	9	2	2	6	2	12
Dec. 6	ABILENE CHRISTIAN	W	81-64	17	14	1	6	—	—	22:22	16:57	0:41	—	—	52	30	23	16	14	9	14	2	12	28
Dec. 11	UIW	W	98-50	52	—	—	—	—	—	39:39	—	—	—	—	48	16	28	10	13	0	16	4	33	16
Dec. 17	NEBRASKA	W	71-56	19	2	0	1	—	—	38:40	0:28	0:42	—	—	22	28	19	13	13	13	4	9	7	27
Dec. 21	RADFORD	W	73-65	17	5	2	11	—	—	30:46	8:40	0:34	—	—	46	26	8	18	9	6	12	2	12	32
Dec. 31	24/24 WEST VIRGINIA*	W	82-76 [OT]	8	14	4	3	—	—	16:18	25:49	2:53	—	—	48	40	22	18	9	24	12	5	16	24
Jan. 3	@6/6 Texas*	W	116-103	20	—	1	—	—	—	39:12	—	—	—	—	42	34	14	9	9	8	13	19	14	27
Jan. 7	@19/16 Baylor*	W	97-95 [OT]	8	6	8	20	—	—	28:36	12:19	9:05	—	—	38	32	10	16	9	16	15	16	18	21
Jan. 10	OKLAHOMA STATE*	W	65-57	10	5	2	5	—	—	28:15	10:01	1:54	—	—	20	30	19	10	0	16	11	9	17	24
Jan. 14	@17/17 TCU*	L	68-82	5	25	3	3	—	—	3:55	32:47	3:18	—	—	40	54	8	26	8	20	13	32	22	16
Jan. 17	2/2 KANSAS*	W	83-82 [OT]	14	2	13	9	—	—	35:18	4:38	5:04	—	—	32	32	17	20	8	10	8	10	31	8
Jan. 21	TEXAS TECH*	W	68-58	12	8	5	4	—	—	21:53	12:07	6:00	—	—	20	30	13	18	14	19	6	4	16	9
Jan. 24	@12/13 Iowa State*	L	76-80	4	10	7	13	—	—	9:52	26:09	3:59	—	—	28	34	13	25	7	17	8	5	15	7
Jan. 28	FLORIDA	W	64-50	23	—	—	—	—	—	39:03	—	0:57	—	—	32	24	8	12	2	6	12	14	9	3
Jan. 31	@8/8 Kansas*	L	78-90	3	16	2	2	—	—	1:02	36:32	2:26	—	—	20	28	12	21	6	11	12	21	9	19
Feb. 4	10/9 TEXAS*	L	66-69	14	6	4	8	—	—	24:55	12:45	2:20	—	—	26	30	19	19	14	13	2	6	22	33
Feb. 7	17/19 TCU*	W	82-61	21	1	—	4	—	—	37:23	2:21	0:16	—	—	40	38	15	16	11	3	7	10	29	31
Feb. 11	@Texas Tech*	L	63-71	5	9	7	7	—	—	10:10	24:21	5:29	—	—	26	28	14	28	11	5	11	13	26	26
Feb. 14	@Oklahoma*	L	65-79	4	16	4	10	—	—	10:02	25:45	4:13	—	—	38	26	12	18	7	3	11	17	20	10
Feb. 18	19/18 IOWA STATE*	W	61-55	9	10	4	6	—	—	16:25	19:34	4:01	—	—	18	24	19	7	8	14	13	7	11	11
Feb. 21	9/10 BAYLOR*	W	75-65	14	8	7	9	—	—	26:36	8:16	5:08	—	—	42	16	19	5	7	12	15	9	12	14
Feb. 25	@Oklahoma State*	W	73-68	7	8	5	11	—	—	20:51	15:39	3:30	—	—	30	32	10	19	7	4	10	4	11	8
March 1	OKLAHOMA*																							
March 4	@West Virginia*																							

2022-23 INDIVIDUAL POINTS-REBOUNDS-ASSISTS

		1	3	4	5	11	12	13	15	20	21	23	24	25	35	43
Date	Opponent	Nowell	N'Guessan	Greene	Carter	Johnson	Thomas	Sills	Manning	Colbert	Awbrey	Iyiola	Finister	Massoud	Tomlin	Ackerman
Nov. 7	UTRGV	14-0-7	5-6-2	9-2-3	6-3-3	13-2-4	—	10-5-3	—	—	0-0-1	12-5-0	0-3-2	10-3-0	14-8-0	—
Nov. 11	@California	13-3-7	2-3-0	8-3-0	4-3-0	16-9-1	—	4-6-0	—	—	—	2-2-1	—	3-2-0	11-2-0	—
Nov. 17	KANSAS CITY	9-0-6	3-6-0	2-0-0	16-3-0	19-7-6	—	11-2-5	—	—	—	0-3-0	0-0-0	—	9-7-1	—
Nov. 21	vs. Rhode Island	9-5-12	12-7-1	7-3-1	7-1-2	14-5-1	—	6-1-1	—	—	0-0-0	0-0-0	2-2-1	5-1-0	15-6-1	—
Nov. 22	vs. Nevada	29-2-11	8-8-2	2-1-1	6-1-1	28-9-1	—	7-4-3	—	—	—	2-0-1	—	5-2-0	9-4-1	—
Nov. 23	vs. LSU	18-4-4	2-1-1	1-1-0	6-7-6	16-4-0	—	16-1-5	—	—	—	2-4-0	—	0-0-0	0-3-2	—
Nov. 30	@Butler	13-1-8	8-2-1	2-2-0	2-2-0	20-12-1	—	17-3-1	—	—	—	—	0-0-0	2-0-2	0-4-0	—
Dec. 3	WICHITA STATE	11-5-7	8-6-1	2-1-0	3-3-0	17-5-1	—	0-3-4	—	—	—	—	0-1-0	—	14-6-0	—
Dec. 6	ABILENE CHRISTIAN	15-6-12	23-5-1	4-2-0	7-2-3	12-7-3	—	8-2-3	—	—	0-0-0	—	—	—	12-8-1	—
Dec. 11	UIW	10-5-8	12-2-1	6-5-0	10-0-3	18-4-5	—	14-3-4	—	—	0-0-0	—	10-7-4	3-2-0	15-9-1	—
Dec. 17	NEBRASKA	13-1-7	3-8-3	2-2-0	10-2-2	23-11-2	—	5-4-4	—	—	—	—	—	—	15-7-2	—
Dec. 21	RADFORD	10-4-11	7-7-2	—	2-5-2	16-7-3	—	10-4-0	—	—	—	2-3-0	—	0-0-1	26-9-1	—
Dec. 31	24/24 WEST VIRGINIA*	23-3-10	—	2-5-1	0-4-2	18-6-2	—	9-4-2	—	—	—	14-8-0	—	5-2-1	11-3-1	—
Jan. 3	@6/6 Texas*	36-3-9	—	2-0-0	17-8-2	28-9-5	—	8-1-2	—	—	—	10-4-1	—	4-4-2	11-2-2	—
Jan. 7	@19/16 Baylor*	32-1-14	—	2-0-0	7-1-2	24-9-2	—	3-4-2	—	—	—	7-6-2	—	13-0-0	9-8-2	—
Jan. 10	OKLAHOMA STATE*	20-5-7	—	0-0-1	6-6-2	12-6-2	—	11-3-2	—	—	—	4-7-0	—	6-2-0	6-7-1	—
Jan. 14	@17/17 TCU*	16-2-4	—	11-1-0	4-5-0	18-9-2	—	5-3-2	—	—	—	0-2-0	—	6-3-2	8-10-5	—
Jan. 17	2/2 KANSAS*	4-4-7	—	1-3-0	5-3-2	24-8-2	—	24-4-0	—	—	—	4-4-1	—	6-2-0	15-10-0	—
Jan. 21	TEXAS TECH*	23-8-5	0-0-0	0-1-0	3-0-2	15-11-3	—	4-4-0	—	—	—	7-5-2	—	12-1-2	15-11-3	—
Jan. 24	@12/13 Iowa State*	23-2-9	—	2-1-0	15-1-0	15-10-0	—	0-2-2	—	—	—	2-0-0	—	13-0-0	6-0-2	—
Jan. 28	FLORIDA	13-9-8	9-1-0	0-2-0	9-5-4	13-11-1	—	1-5-1	—	—	1-0-0	2-2-0	—	5-6-0	11-6-1	—
Jan. 31	@8/8 Kansas*	23-3-4	10-6-1	0-0-0	3-4-2	22-12-0	—	7-3-2	—	—	—	0-1-0	—	2-2-0	11-8-1	—
Feb. 4	10/9 TEXAS*	10-6-3	5-2-1	0-0-0	5-1-0	16-3-1	—	11-5-3	—	—	—	6-6-0	—	5-1-1	8-5-2	—
Feb. 7	17/19 TCU*	18-0-7	10-4-2	13-9-0	7-0-1	14-7-2	—	14-6-4	—	—	0-0-0	2-4-0	—	0-0-1	4-3-2	—
Feb. 11	@Texas Tech*	18-2-4	0-4-1	1-2-0	0-1-0	9-8-3	—	12-4-1	—	—	—	7-5-0	—	6-2-1	10-7-1	—
Feb. 14	@Oklahoma*	14-5-6	0-0-0	0-2-1	0-2-0	14-4-3	—	4-2-1	—	—	—	11-1-2	—	5-1-0	17-10-1	—
Feb. 18	19/18 IOWA STATE*	20-6-5	2-1-0	—	6-3-0	15-6-2	—	4-3-3	—	—	—	0-2-0	—	9-3-0	5-6-3	—
Feb. 21	9/10 BAYLOR*	14-2-10	7-4-0	—	10-8-2	25-1-4	—	6-5-3	—	—	—	0-0-0	—	5-1-0	8-8-1	—
Feb. 25	@Oklahoma State*	22-5-8	6-4-1	0-3-0	7-3-3	17-5-1	—	10-4-1	—	—	—	0-1-0	—	5-1-0	6-4-0	—
March 1	OKLAHOMA*															
March 4	@West Virginia*															

2021-22 MISCELLANEOUS SEASON/CAREER STATS

#	PLAYER	Leading Scorer		Leading Rebounder		Assists Leader		Total Dunks		10+ Points		20+ Points		30+ Points		10+ Rebounds		10+ Assists		D-D (Pts/Rebs)		D-D (Pts/Asts)	
		22-23	Career	22-23	Career	22-23	Career	22-23	Career	22-23	Career	22-23	Career	22-23	Career	22-23	Career	22-23	Career	22-23	Career	22-23	Career
1	NOWELL, Markquis	15	24	3	6	27	47	—	—	26	92	10	29	2	5	—	—	7	15	—	—	6	14
3	N'GUESSAN, David	1	1	2	2	—	—	7	7	5	9	1	1	—	—	—	—	—	—	—	—	—	—
4	GREENE, Tykei	—	—	1	1	—	—	9	9	2	56	—	10	—	—	—	17	—	—	—	14	—	—
5	CARTER, Cam	—	1	2	2	—	—	4	4	6	8	—	—	—	—	—	—	—	—	—	—	—	—
11	JOHNSON, Keyontae	11	11	14	14	—	—	19	19	28	66	8	16	—	—	6	21	—	—	6	19	—	—
12	THOMAS, Anthony	—	—	—	—	—	—	—	—	—	7	—	2	—	—	—	—	—	—	—	—	—	—
13	SILLS, Desi	1	1	—	—	2	2	4	4	15	62	1	9	—	—	—	1	—	—	—	1	—	—
15	MANNING, Taj	—	—	—	—	—	—	—	—	—	—	—	—	—	—	—	—	—	—	—	—	—	—
20	COLBERT, Jerrell	—	—	—	—	—	—	—	—	—	—	—	—	—	—	—	—	—	—	—	—	—	—
21	AWBREY, Nate	—	—	—	—	—	—	—	—	—	—	—	—	—	—	—	—	—	—	—	—	—	—
23	IYIOLA, Abayomi	—	—	3	3	—	—	3	3	4	43	—	3	—	—	—	23	—	—	—	16	—	—
24	FINISTER, Dorian	—	—	—	—	—	—	—	—	1	1	—	—	—	—	—	—	—	—	—	—	—	—
25	MASSOUD, Ish	—	1	—	1	—	—	1	7	4	26	—	1	—	1	—	—	—	—	—	—	—	—
35	TOMLIN, Nae'Qwan	4	4	12	12	1	1	34	34	15	15	1	1	—	—	3	3	—	—	2	2	—	—
43	ACKERMAN, Peyton	—	—	—	—	—	—	—	—	—	—	—	—	—	—	—	—	—	—	—	—	—	—

+/- CHART	SEASON	
Markquis Nowell	+225	
Keyontae Johnson	+197	
Nae'Qwan Tomlin	+171	
Cam Carter	+125	
David N'Guessan	+111	
Desi Sills	+58	
Tykei Greene	+52	
Abayomi Iyiola	+34	
Dorian Finister	+25	
Ish Massoud	+11	
Nate Awbrey	-7	

FTs in LAST 5 MINUTES	SEASON	CAREER
Markquis Nowell	57-60	90-99
Keyontae Johnson	23-27	23-27
Desi Sills	15-18	15-18
Cam Carter	9-10	9-10
Ish Massoud	6-6	18-20
Nae'Qwan Tomlin	6-8	6-8
Abayomi Iyiola	5-6	5-6
David N'Guessan	4-9	4-9
Nate Awbrey	1-2	1-2

CHARGES DRAWN	SEASON	CAREER
Desi Sills	10	10
Keyontae Johnson	9	9
David N'Guessan	9	9
Abayomi Iyiola	7	7
Tykei Greene	6	6
Cam Carter	5	5
Ish Massoud	5	5
Markquis Nowell	3	4
Nae'Qwan Tomlin	3	3
Dorian Finister	1	1

STARTING LINEUP	SEASON	CAREER
Nowell, Carter, Johnson, Tomlin, N'Guessan	12-5	12-5
Nowell, Carter, Johnson, Tomlin, Iyiola	7-2	7-2
Nowell, Sills, Carter, Johnson, Tomlin	3-0	3-0

GAMES MISSED	
Peyton Ackerman	Redshirt
Jerrell Colbert	Redshirt
Taj Manning	Redshirt
Anthony Thomas	Redshirt
David N'Guessan	7
Abayomi Iyiola	5
Ish Massoud	3

TOP SCORING PERFORMANCES
36, Markquis Nowell at Texas (1/3/23)
32, Markquis Nowell at Baylor (1/7/23)
29, Markquis Nowell vs. Nevada (11/22/22)
28, Keyontae Johnson vs. Nevada (11/22/22)
28, Keyontae Johnson at Texas (1/3/23)
26, Nae'Qwan Tomlin vs. Radford (12/21/22)
25, Keyontae Johnson vs. Baylor (2/21/23)
24, Keyontae Johnson at Baylor (1/7/23)
24, Keyontae Johnson vs. Kansas (1/17/23)
24, Desi Sills vs. Kansas (1/17/23)
23, David N'Guessan vs. Abilene Christian (12/6/22)
23, Keyontae Johnson vs. Nebraska (12/17/22)
23, Markquis Nowell vs. West Virginia (12/31/22)
23, Markquis Nowell vs. Texas Tech (1/21/23)
23, Markquis Nowell at Iowa State (1/24/23)
23, Markquis Nowell at Kansas (1/31/23)
22, Keyontae Johnson at Kansas (1/31/23)
22, Markquis Nowell at Oklahoma State (2/25/23)
20, Keyontae Johnson at Butler (11/30/22)
20, Markquis Nowell vs. Oklahoma State (1/10/23)
20, Markquis Nowell vs. Iowa State (2/18/23)

TOP REBOUNDING PERFORMANCES
12, Keyontae Johnson at Butler (11/30/22)
12, Keyontae Johnson at Kansas (1/31/23)
11, Keyontae Johnson vs. Nebraska (12/17/22)
11, Keyontae Johnson vs. Texas Tech (1/21/23)
11, Keyontae Johnson vs. Florida (1/28/23)
10, Nae'Qwan Tomlin at TCU (1/14/23)
10, Nae'Qwan Tomlin vs. Kansas (1/17/23)
10, Keyontae Johnson at Iowa State (1/24/23)
10, Nae'Qwan Tomlin at Oklahoma (2/14/23)

TOP ASSIST PERFORMANCES
14, Markquis Nowell at Baylor (1/7/23)
12, Markquis Nowell vs. Rhode Island (11/21/22)
12, Markquis Nowell vs. Abilene Christian (12/6/22)
11, Markquis Nowell twice
10, Markquis Nowell twice

TOP 3-POINT FG PERFORMANCES
6, Markquis Nowell at Texas (1/3/23)

TOP STEAL PERFORMANCES
7, Markquis Nowell vs. West Virginia (12/31/22)

TOP BLOCK PERFORMANCES
5, Nae'Qwan Tomlin vs. Rhode Island (11/21/22)

THE LAST TIME K-STATE...

Team

K-State was ranked No. 1 in AP Top 25: March 14, 1959
K-State was ranked in AP Top 25: No. 11 (Feb. 27, 2023)
K-State was ranked in USA Today Coaches Poll: No. 11 (Feb. 27, 2023)
Played AP No. 1-ranked opponent: Lost vs. Baylor, 77-68 (Jan. 14, 2017)
Defeated AP No. 1-ranked opponent: Oklahoma, 80-69 (Feb. 6, 2016)
Defeated AP No. 1-ranked opponent on road: Kansas, 68-64 (Jan. 17, 1994)
Played AP No. 2-ranked opponent: Defeated No. 2 Kansas, 83-82 [OT] (Jan. 17, 2023)
Defeated opponent ranked 3-10 by AP: No. 9 Baylor, 75-65 (Feb. 21, 2023)
Defeated opponent ranked 3-10 by AP on the road: No. 6 Texas, 116-103 (Jan. 3, 2023)
Defeated opponent ranked 11-15 by AP: No. 12 West Virginia, 84-68 (Jan. 18, 2020)
Defeated AP Top 25 opponent at home: No. 9 Baylor, 75-65 (Feb. 21, 2023)
Defeated AP Top 25 opponent on the road: No. 19 Baylor, 97-95 [OT] (Jan. 7, 2023)
Defeated consecutive AP Top 25 opponents on the road:
No. 6 Texas, 116-103 (Jan. 3, 2023) and No. 19 Baylor, 97-95 [OT] (Jan. 7, 2023)
Defeated AP Top 25 opponent at neutral site: No. 18 Kentucky, 61-58 (March 22, 2018)

Scoring

Scored 20 or more points: 22 by Markquis Nowell at Oklahoma State (Feb. 25, 2023)
Reserve scored 20 or more points: 24 by Desi Sills vs. No. 2/2 Kansas (Jan. 17, 2023)
Freshman scored 20 or more points: 23 by Nijel Pack vs. TCU (March 10, 2021)
Scored 30 or more points: 32 by Markquis Nowell at No. 19/17 Baylor (Jan. 7, 2023)
Freshman scored 30 or more points: 34 by Marcus Foster vs. Texas (Feb. 8, 2014)
Scored 35 or more points: 36 by Markquis Nowell at No. 6 Texas, 116-103 (Jan. 3, 2023)
Scored 40 or more points: 44 by Denis Clemente at Texas (Jan. 31, 2009)
Scored 50 or more points: 62 by Askia Jones vs. Fresno State (March 24, 1994) *school record*
Two or more Wildcats scored 30 or more points in same game:
Michael Beasley (44) and Bill Walker (31) at Baylor (Feb. 23, 2008)
Two or more Wildcats scored 25 or more points in same game:
Markquis Nowell (36) and Keyontae Johnson (28) at No. 6/6 Texas (Jan. 3, 2023)
Two or more Wildcats scored 20 or more points in same game:
Markquis Nowell (23) and Keyontae Johnson (22) at No. 8/8 Kansas (Jan. 31, 2023)
Three or more Wildcats scored 20 or more points in same game:
Dean Wade (34), Kamau Stokes (23) and Barry Brown, Jr. (21) at Iowa State (Dec. 29, 2017)
Scored 20 points in one half: 23 (2nd) by Markquis Nowell at Texas (Jan. 3, 2023)
Scored 20 points/two straight games:
Markquis Nowell (2), 36 at No. 6/6 Texas (Jan. 3, 2023) and 32 at No. 19/17 Baylor (Jan. 7, 2023)
Scored 20 points/three straight games:
Markquis Nowell (3), 23 vs. No. 24/24 West Virginia (Dec. 31, 2022), 36 at No. 6/6 Texas (Jan. 3, 2023), 32 at No. 19/17 Baylor (Jan. 7, 2023)
Scored 20 points/four straight games:
Markquis Nowell (4), 23 vs. No. 24/24 WVU (Dec. 31, 2022), 36 at No. 6/6 Texas (Jan. 3, 2023), 32 at No. 19/17 Baylor (Jan. 7, 2023), 20 vs. OSU (11/10/23)
Scored 30 points/two straight games:
Markquis Nowell, 36 at No. 6/6 Texas (Jan. 3, 2023), 32 at No. 19/17 Baylor (Jan. 7, 2023)
No Wildcat scored in double figures: at Nebraska (Jan. 26, 1983)
One Wildcat scored in double figures: DaJuan Gordon (12) vs. Kansas (Feb. 17, 2021)
Four Wildcats scored in double figures: Nae'Qwan Tomlin (17), Markquis Nowell (14), Keyontae Johnson (14) and Abayomi Iyiola (11) at Oklahoma (Feb. 14, 2023)
Five Wildcats scored in double figures: Markquis Nowell (18), Keyontae Johnson (14), Desi Sills (14), Tykei Greene (13) and David N'Guessan (10) vs. No. 19/17 TCU (Feb. 7, 2023)
Six Wildcats scored in double figures: Keyontae Johnson (18), Nae'Qwan Tomlin (15), Desi Sills (14), David N'Guessan (12), Cam Carter (10), Dorian Finister (10) and Markquis Nowell (10) vs. UIW (Dec. 11, 2022)
Seven Wildcats scored in double figures: Keyontae Johnson (18), Nae'Qwan Tomlin (15), Desi Sills (14), David N'Guessan (12), Cam Carter (10), Dorian Finister (10) and Markquis Nowell (10) vs. UIW (Dec. 11, 2022)
All five Wildcat starters scored in double figures: Markquis Nowell (36), Keyontae Johnson (28), Cam Carter (17), Nae'Qwan Tomlin (11) and Abayomi Iyiola (10) at No. 6 Texas (Jan. 3, 2023)
K-State scored 70 or more points: 73 at Oklahoma State (Feb. 25, 2023)
K-State scored 80 or more points: 82 vs. No. 19/17 TCU (Feb. 7, 2023)
K-State scored 90 or more points: 97 at No. 19/17 Baylor (Jan. 7, 2023)
K-State scored 100 or more points: 116 at No. 6 Texas (Jan. 3, 2023)

Field Goal Shooting

Made 10 or more field goals: 11 by Keyontae Johnson vs. No. 9/10 Baylor (Feb. 21, 2023)
Made 15 or more field goals: 15 by Michael Beasley vs. Nebraska (Feb. 6, 2008)
100 percent from the field (min. 10 att): 100.0% (11-11) by Eddie Elder vs. Colorado (Feb. 23, 1985)
100 percent from the field (min. 5 att): 100% (9-9) by David N'Guessan vs. Abilene Christian (Dec. 6, 2022)
K-State connected on 50 percent or better: 52.1% (25-48) at Iowa State (Jan. 24, 2023)
K-State connected on 50 percent or better in both halves:
61.8% (21-34)/1st half and 57.7% (15-26)/2nd half vs. at No. 6/6 Texas, 116-103 (Jan. 3, 2023)
K-State connected on 60 percent or better: 60.0% (36-60) at No. 6 Texas (Jan. 3, 2023)
K-State connected on 60 percent or better in both halves:
62.5% (15-24)/1st half and 69.6% (16-23)/2nd half vs. Wake Forest (March 14, 2017)
K-State connected on 70 percent or better: 70% (42-60) vs. Southern Colorado (Nov. 30, 1985)
K-State made 30 or more field goals: 34 at No. 19/17 Baylor (Jan. 7, 2023)
K-State made 40 or more field goals: 41 vs. Missouri (Jan. 3, 1998)
K-State made 45 or more field goals: 49 vs. Morgan State (Jan. 5, 1985) *school record*
K-State made 50 or more field goals: *Never been done in recorded school history*
K-State attempted 60 or more field goals: 61 vs. No. 19/17 TCU (Feb. 7, 2023)
K-State attempted 70 or more field goals: 70 at Oklahoma State (Feb. 19, 2022)
K-State attempted 80 or more field goals: 88 vs. South Dakota (Jan. 3, 2010)
K-State attempted 90 or more field goals: 94 vs. Houston (March 14, 1970)
K-State attempted 100 or more field goals: 103 vs. Cal State Fullerton (Dec. 2, 1967)

3-Point Field Goal Shooting

Made 5 or more 3-point field goals: 6 by Markquis Nowell at No. 6/6 Texas (Jan. 3, 2023)
Made 10 or more 3-point field goals: 14 by Askia Jones vs. Fresno State (March 24, 1994) *school record*
100 percent from the field (min. 6 att): 100.0% (6-6) by Denis Clemente at Texas (Jan. 31, 2009)
K-State connected on 50 percent or better (min. 10 att): 56.3% (9-16) at Iowa State (Jan. 24, 2023)
K-State connected on 60 percent or better (min. 10 att): 71.4% (10-14) vs. Western Illinois (Nov. 11, 2016)
K-State connected on 70 percent or better (min. 10 att): 71.4% (10-14) vs. Western Illinois (Nov. 11, 2016)
K-State connected on 80 percent or better (min. 10 att): 80.0% (8-10) vs. Coastal Carolina (Dec. 6, 1997)
K-State made 10 or more 3-point field goals: 11 at No. 19/17 Baylor (Jan. 7, 2023)
K-State made 15 or more 3-point field goals: 16 at Oklahoma State (Feb. 2, 2019) *most in a conference game*
K-State made 20 or more 3-point field goals: 23 vs. Fresno State (March 24, 1994) *school record*
K-State attempted 30 or more 3-point field goals: 30 vs. West Virginia (March 9, 2022)
K-State attempted 35 or more 3-point field goals: 36 at Ole Miss (Jan. 29, 2022)

Double-Double / Triple-Double

Had a Triple-Double: *Never happened in recorded school history*
Had a 20/20 Double-Double (Pts/Rebs): Michael Beasley (28 pts, 22 rebs) vs. Western Illinois (Nov. 17, 2007)
Had a 20/10 Double-Double (Pts/Rebs): Keyontae Johnson (22 pts, 12 rebs) at Kansas (Jan. 31, 2023)
Had a Double-Double (Pts/Rebs): Nae'Qwan Tomlin (17 pts, 10 rebs) at Oklahoma (Feb. 14, 2023)
Had a Double-Double (Pts/Asts): Markquis Nowell (14 pts, 10 asts) vs. No. 9/10 Baylor (Feb. 21, 2023)
Had a Double-Double (Rebs/Asts): *Never happened in recorded school history*
Had a Double-Double (Pts/Rebs) in a Half: Mark Smith (18 pts, 10 rebs [2nd]) at Ole Miss (Jan. 29, 2022)
Had a Double-Double (Pts/Rebs) in Consecutive Games:
Keyontae Johnson (13 pts, 11 rebs) vs. Florida (Jan. 28, 2023) and (22 pts, 12 rebs) at No. 8/8 Kansas (Jan. 31, 2023)
Had a Double-Double (Pts/Asts) in Consecutive Games:
Markquis Nowell (10 pts, 11 asts vs. Radford; Dec. 21, 2022) and (23 pts, 10 asts vs. No. 24 West Virginia (Dec. 31, 2022)
Two Players with Double-Doubles in Same Game:
Selton Miguel (12 pts, 10 rebs) and Mark Smith (14 pts, 10 rebs) vs. UAlbany (Dec. 1, 2021)

^First 30-point, 10-assist game in school history

Free Throw Shooting

Made 10 or more free throws: 10 by Markquis Nowell vs. No. 9/10 Baylor (Feb. 21, 2023)
Made 15 or more free throws: 15 by Jacob Pullen vs. Kansas (Feb. 14, 2011)
Perfect at the FT line (min. 10 att): 10-10 by Markquis Nowell vs. No. 9/10 Baylor (Feb. 21, 2023)
Perfect at the FT line: 17-17 by Steve Henson at Iowa State (Feb. 24, 1988) *school record*
K-State connected on 80 percent or better (min. 15 att.): 85.0% (17-20) at Oklahoma State (Feb. 25, 2023)
K-State connected on 90 percent or better (min. 15 att.): 93.9% (31-33) at No. 6/6 Texas (Jan. 3, 2023)
K-State connected on 100 percent or better (min. 15 att.): 100% (16-16) vs. Nebraska (Jan. 26, 1980)
K-State made 20 or more free throws: 31 at No. 8/8 Kansas (Jan. 31, 2023)
K-State made 30 or more free throws: 31 at No. 8/8 Kansas (Jan. 31, 2023)
K-State made 40 or more free throws: 41 vs. Oklahoma (Dec. 29, 1958)
K-State attempted 30 or more free throws: 36 at No. 8/8 Kansas (Jan. 31, 2023)
K-State attempted 40 or more free throws: 40 at West Virginia (Feb. 11, 2017)
K-State attempted 50 or more free throws: 54 at Colorado (Jan. 16, 2010)
K-State attempted 55 or more free throws: 56 vs. Purdue (Dec. 1, 1958) *school record*

Rebounds

Had 10 or more rebounds: 10 by Nae'Qwan Tomlin at Oklahoma (Feb. 14, 2023)
Had 15 or more rebounds: 16 by Mark Smith at Ole Miss (Jan. 29, 2022)
Had 20 or more rebounds: 22 by Michael Beasley vs. Western Illinois (Nov. 17, 2007)
Had 10 or more rebounds in consecutive games:
Keyontae Johnson (11 vs. Florida (Jan. 28, 2023) and 12 at No. 8/8 Kansas (Jan. 31, 2023)
Multiple players had 10 or more rebounds:
Selton Miguel (10 rebs) and Mark Smith (10 rebs) vs. UAlbany (Dec. 1, 2021)
K-State had 20 or more offensive rebounds: 22 at Alabama (Jan. 25, 2020)
K-State had 30 or more defensive rebounds: 33 at No. 8/8 Kansas (Jan. 31, 2023)
K-State had 40 or more rebounds: 42 vs. Oklahoma State (Jan. 10, 2023)
K-State had 50 or more rebounds: 52 vs. Central Arkansas (Dec. 1, 2013)
K-State had 60 or more rebounds: 61 at Oregon State (Dec. 6, 2003)

Assists

Had 10 or more assists: 10 by Markquis Nowell vs. No. 9/10 Baylor (Feb. 21, 2023)
Had 15 or more assists: 16 by Keith Frazier vs. Central Missouri (Dec. 18, 1976) *school record*
K-State had 20 or more assists: 20 vs. Radford (Dec. 21, 2022)
K-State had 30 or more assists: 30 vs. Gardner-Webb (Dec. 14, 2008)

Blocked Shots

Had 5 or more blocked shots: 5 by Nae'Qwan Tomlin vs. Rhode Island (Nov. 21, 2022)
Had 10 or more blocked shots: *Never happened in recorded school history*
K-State had 5 or more blocked shots: 5 vs. Texas Tech (Jan. 21, 2023)
K-State had 10 or more blocked shots: 11 vs. North Florida (Dec. 11, 2011)

Steals

Had 5 or more steals: 7 by Markquis Nowell vs. No. 24 West Virginia (Dec. 31, 2022)
Had 10 or more steals: *Never happened in recorded school history*
K-State had 10 or more steals: 10 vs. Florida (Jan. 28, 2023)
K-State had 15 or more steals: 17 vs. Monmouth (Nov. 13, 2019)

THE LAST TIME K-STATE...

Turnovers

K-State had 3 or fewer turnovers: 3 vs. SIU-Edwardsville (Dec. 14, 1978) *school record*
K-State had 5 or fewer turnovers: 5 at Ole Miss (Jan. 29, 2022)
Opponent committed 15 or more turnovers: 18 by Texas Tech (Feb. 11, 2023)
Opponent committed 20 or more turnovers: 20 by No. 24/24 West Virginia (Dec. 31, 2022)

Overtime

Played an Overtime Game: Won vs. No. 2/2 Kansas, 83-82 (Jan. 17, 2023)
Played an Overtime Game at home: Won vs. No. 2/2 Kansas, 83-82 (Jan. 17, 2023)
Played a 2-Overtime Game: Lost at No. 13 Baylor, 79-72 (Jan. 20, 2016)
Played a 3-Overtime Game: Lost at Oregon State, 87-72 (Dec. 6, 2003)
Played a 4-Overtime Game: Lost at Missouri State, 82-80 (Dec. 8, 1987)
Played in Consecutive OT Games:
(2) Won vs. No. 7 Kansas, 85-82 (Feb. 10, 2014) and Lost at Baylor, 87-73 (Feb. 15, 2014)

Winning Streaks

K-State won consecutive games: vs. No. 9/10 Baylor, 75-65 (Feb. 21, 2023) and Oklahoma State (Feb. 25, 2023)
K-State had a 5 or more game winning streak: 9, Dec. 3, 2022-Jan. 10, 2023
(longest since winning 10, Nov. 24, 2013-Jan. 7, 2014)
K-State had a 10 or more game winning streak: 10, Nov. 24, 2013 to Jan. 7, 2014
K-State had a 15 or more game winning streak: 21, Dec. 19, 1958 to March 13, 1959
K-State had a 20 or more game winning streak: 21, Dec. 19, 1958 to March 13, 1959

Miscellaneous

Hit a Buzzer Beater: vs. LSU 61-59 (Nov. 23, 2022) [Keyontae Johnson jumper at :04.7]
Won after trailing by at least 10 points in second half: 11 vs. No. 24 West Virginia (Dec. 31, 2022)
(down 32-21, 19:35 remaining - won 82-76 in OT)
Won after trailing by at least 15 points in second half: 15 at Iowa State (Feb. 12, 2022)
(down 45-30, 18:59 remaining - won 75-69 in overtime)

2022-23 BOXSCORES/RECAPS

01 UTRGV

Nov. 7, 2022 | Manhattan, Kan. / Bramlage Coliseum

UTRGV	26	33	—	59
K-STATE	52	41	—	93

▶ K-State ushered in the **Jerome Tang** era with an emphatic 93-59 victory over UTRGV on Nov. 7 before an energetic crowd of 7,635 fans at Bramlage Coliseum, as six Wildcats scored in double figures en route to helping the team post their most points in an opener since 2014.

▶ Fifth-year senior **Markquis Nowell** and junior **Nae'Qwan Tomlin** each had 14 points to lead the Wildcats (1-0), while fifth-year senior **Keyontae Johnson** scored 13 points in his triumphant return to college basketball after a near 2-year absence from medical emergency on Dec. 12, 2020. He connected on 4-of-8 field goals, including 3-of-5 from 3-point range, and added 4 assists and 2 rebounds in a team-high 26 minutes of action.

▶ Another fifth year **Abayomi "Baybe" Iyiola** posted 12 points and 5 rebounds off the bench, while senior **Desi Sills** and junior **Ismael (Ish) Massoud** each added 10 points. It marked the first time since a victory over Colorado State on Dec. 17, 2016, that six Wildcats scored in double figures.

▶ The 93 points were the most by a K-State team in an opener since scoring 98 against Southern Utah on Nov. 14, 2014, while they are fourth-most in a season opener in the last 25 seasons.

▶ K-State was electric on both ends of the court to start the game, jumping out to a 15-3 lead behind 3-pointers from Nowell, Massoud and Johnson. The lead ballooned to as many as 30, as the Wildcats capped off their 52-point opening half with a 3-pointer from senior **Tykei Greene**. The team hit on 51.5 percent (17-of-33) in the first half, including 56.3 percent (9-of-16) from beyond the arc.

▶ The lead grew to as many as 36 in the second half after Johnson knocked down a pair of free throws with just over 5 minutes to play.

▶ For the game, K-State hit on 45.5 percent (30-of-66), including 44.4 percent (12-of-27) from 3-point range, and made 72 percent (21-of-29) of its free throws. The Wildcats had assists on 25 of their 30 made baskets. On defense, the team held UTRGV (0-1) to 39.2 percent (20-of-51) shooting, including 29.2 percent (7-of-24) in the first half. The Wildcats scored 31 points off 26 turnovers.

▶ With the win, K-State moved to 93-26 all-time in season openers dating back to 1903, including a 29-3 mark at Bramlage Coliseum.

UTRGV (0-1)																
No.	Name	PTS	FG	3FG	FT	O	D	R	PF	A	TO	S	B	MIN		
10	ZDOR, Dima	F	6	3-7	0-2	0-0	1	2	3	2	1	2	0	1	24	
15	WILLIAMS, Daylen	F	9	3-4	0-1	3-3	2	6	8	0	2	2	2	0	27	
01	JOHNSON, Justin	G	20	6-12	2-2	6-8	1	2	3	3	1	4	0	0	27	
04	JOHNSON, Will	G	2	1-5	0-2	0-0	0	6	6	1	2	5	0	0	24	
131	BRASHEAR, Sherman	G	3	1-4	1-4	0-0	1	2	3	2	0	2	2	0	23	
00	WARD, Derrius	4	2-7	0-2	0-0	1	1	2	1	1	2	0	0	0	16	
05	HOLIMAN, Adante'	13	3-5	1-1	6-10	0-0	0	4	1	2	0	0	0	0	19	
11	FREEMAN, Ahren	0	0-2	0-0	0-0	1	4	5	3	1	3	0	0	0	9	
33	SHANU II, John	0	0-1	0-0	0-0	0-1	1	2	0	0	0	0	0	0	14	
20	JACKSON, C.J.	2	1-4	0-1	0-0	0	1	1	3	0	3	0	0	0	9	
21	HORIUK, Alex	0	0-0	0-0	0-1	0-1	1	1	1	0	0	1	0	0	6	
24	HATCHER, Lee	0	0-0	0-0	0-0	0-0	0	0	0	0	0	0	0	0	2	
TEAM						1	0	1			1					
TOTALS		59	20-51	4-15	15-22	8	26	34	22	9	26	5	2	200		

	FG	FG%	3FG	3FG%	FT	FT%	Deadball Rebounds: 4, 2 Biggest Run: 7 (0:59 1H) Largest Lead: 0 Technical Fouls: None
1st Half	7-24	29.2	2-8	25.0	10-12	83.3	
2nd Half	13-27	48.1	2-7	28.6	5-10	50.0	
GAME	20-51	39.2	4-15	26.7	15-22	68.2	

K-STATE (1-0)																
No.	Name	PTS	FG	3FG	FT	O	D	R	PF	A	TO	S	B	MIN		
03	N'GUSSAN, David	F	5	1-6	1-3	2-2	2	4	6	3	2	1	1	0	19	
11	JOHNSON, Keyontae	F	13	4-8	3-5	2-2	1	1	2	2	4	4	0	0	26	
35	TOMLIN, Nae'Qwan	F	14	6-12	0-3	2-3	3	5	8	4	0	1	0	1	20	
01	NOWELL, Markquis	G	14	3-5	3-3	5-7	0	0	0	0	7	1	4	0	25	
05	CARTER, Cam	G	6	2-6	1-5	1-2	2	1	3	3	2	2	1	0	25	
13	SILLS, Desi	10	3-6	0-1	4-4	0	5	5	2	3	3	0	0	0	18	
25	MASSOUD, Ismael	10	3-6	2-3	2-2	2	1	3	2	0	0	0	0	0	14	
04	GREENE, Tykei	9	3-8	2-4	1-4	0	2	2	1	3	0	1	0	0	22	
23	IYIOLA, Abayomi	12	5-5	0-0	2-3	2	3	5	3	0	2	1	0	0	16	
24	FINISTER, Dorian	0	0-3	0-0	0-0	0	3	3	0	2	0	0	0	0	13	
21	AWBREY, Nate	0	0-0	0-0	0-0	0	0	0	0	1	0	0	0	0	2	
TEAM						2	1	3			0					
TOTALS		93	30-66	12-27	21-29	14	26	40	25	14	9	2	200			

	FG	FG%	3FG	3FG%	FT	FT%	
1st Half	17-33	51.5	9-16	56.3	9-10	90.0	Deadball Rebounds: 2, 0
2nd Half	13-33	39.4	3-11	27.3	12-19	63.2	Biggest Run: 10 (14:00 1H)
GAME	30-66	45.5	12-27	44.4	21-29	72.4	Largest Lead: 36 (5:02 2H)
							Technical Fouls: Iyiola, Tomlin

Officials: Kipp Kissingner, Amy Bonner, Shane Staggs
 Attendance: 7,635 | Start Time: 8:01 p.m. | Game Duration: 2:04
 UTRGV led for 0:00 // K-State led 39:29 // Game was tied for 0:31
 Lead Changes: 0 // Times Tied: 0

Points From	Off Turnovers	Paint	2nd Chance	Fast Break	Bench
UTRGV	9	32	9	19	19
K-State	31	32	16	15	41

02 AT CALIFORNIA

Nov. 11, 2022 | Berkeley, Calif. / Haas Pavilion

California	21	33	—	54
K-STATE	36	27	—	63

▶ Senior **Markquis Nowell's** 4-point play with just over 5 minutes helped ignite an 8-0 run that lifted K-State to a 63-54 win over California on Nov. 11 before 3,607 fans at Haas Pavilion.

▶ Nowell hit a 3-pointer from the corner right in front of the Wildcat bench before being knocked to the ground. He calmly hit the free throw that gave K-State a 51-46 lead with 5:07 to play. Nowell, who finished with 13 points to go along with a game-high 7 assists and 3 steals, followed his 4-point with a layup then had the steal and assist on the dunk by junior **Nae'Qwan Tomlin** that capped the 8-0 run and gave K-State a 55-46 lead with 4:02 to play.

▶ The Golden Bears closed to within 55-50 after a 3-pointer from **Devin Askew** and a free throw by **Joel Brown**, but the Wildcats responded with 6 in a row, including a pair of free throws from sophomore **Cam Carter** to go along with a layup by senior **Keyontae Johnson** and a dunk by senior **Tykei Greene**, that pushed the lead back to double figures with just over a minute to play.

▶ Nowell's clutch shot came with the momentum clearly on the side of the Golden Bears, who had used separate runs of 13-0 and 11-0 run to erase a 20-point deficit and cut the lead to 47-46 with 5:37 to play.

▶ In addition to Nowell's spectacular night, Johnson had a near double-double with a team-high 16 points on 6-of-13 field goals to go with a game-high 9 rebounds and 2 steals in a team-high 33 minutes. He was joined in double figures by Tomlin, who added 11 points to go with 2 rebounds and 2 blocks.

▶ For the game, K-State connected on 36.8 percent (21-of-57), including 26.3 percent (5-of-19) from 3-point range, and hit on a season-high 88.9 percent (16-of-18) from the free throw line. They made just 33.3 percent (9-of-27) from the field in the second half, including 12.5 percent (1-of-8) from beyond the arc.

▶ K-State's lull in the second half overshadowed a sensational start, in which, the Wildcats built as much as 17-point lead in the first half behind swarming defense (15 forced turnovers) and efficient offense. The lead grew to 20 points (42-22) in the early moments of the second half.

▶ Cal, which is coached by former K-State assistant **Mark Fox**, was led by a game-high 17 points by the Texas transfer **Devin Askew**.

CALIFORNIA (0-2)																
No.	Name	PTS	FG	3FG	FT	O	D	R	PF	A	TO	S	B	MIN		
13	KUANY, Kuany	F	13	4-8	2-5	3-3	1	2	3	4	0	3	1	0	21	
14	NEWELL, Jeff	F	4	1-4	0-1	2-5	2	4	2	0	3	0	0	2	22	
21	THEMMANN, Lars	C	4	2-5	0-0	0-0	3	2	5	3	2	2	0	0	26	
01	BROWN, Joel	G	6	2-4	1-1	1-2	0	4	4	2	5	1	3	1	36	
55	ASKEW, Devin	G	17	6-12	2-5	3-5	1	4	5	4	1	6	0	1	32	
00	ROBERSON, Marsalis	2	1-4	0-2	0-0	0	1	1	1	1	2	0	0	0	19	
24	ALAJINI, Sam	3	1-7	0-4	1-2	0	3	3	1	0	0	0	0	0	21	
02	BOWSER, Monty	0	0-1	0-0	0-0	0	1	1	0	0	0	0	0	0	9	
22	OKAFOR, ND	5	2-2	0-0	1-2	0	2	2	2	0	3	2	2	15		
TEAM						2	5	7			2					
TOTALS		54	19-47	5-18	11-19	9	26	35	20	9	22	6	6	200		

K-STATE (2-0)

No.	Name	PTS	FG	3FG	FT	O	D	R	PF	A	TO	S	B	MIN
-----	------	-----	----	-----	----	---	---	---	----	---	----	---	---	-----

K-STATE (2-0)																
No.	Name	PTS	FG	3FG	FT	O	D	R	PF	A	TO	S	B	MIN		
03	N'GUSSAN, David	F	2	1-2	0-0	0-0	1	2	3	0	0	3	0	0	14	
11	JOHNSON, Keyontae	F	16	6-13	1-2	3-4	3	6	9	2	1	2	2	1	33	
35	TOMLIN, Nae'Qwan	F	11	4-9	1-4	2-2	0	2	2	2	0	1	1	2	26	
01	NOWELL, Markquis	G	13	3-11	1-4	6-7	0	3	3	3	1	7	2	3	0	33
05	CARTER, Cam	G	4	1-3	0-1	2-2	0	3	3	4	0	2	1	0	21	
13	SILLS, Desi	4	1-4	0-1	2-2	1	5	6	2	0	0	1	1	1	29	
23	IYIOLA, Abayomi	2	1-4	0-0	0-0	2	2	2	2	1	2	0	0	0	15	
25	MASSOUD, Ismael	3	1-5	1-3	0-0	2	0	2	0	0	0	3	1	0	10	
04	GREENE, Tykei	8	3-6	1-4	1-1	2	1	3	2	0	1	0	0	0	20	
TEAM						1	1	2			1					
TOTALS		63	21-57	5-19	16-18	12	23	35	18	9	15	10	5	200		

Officials: Tony Padilla, Amy Bonner, Rodrick Dixon

Attendance: 3,607 | **Start Time:** 6:02 p.m. | **Game Duration:** 2:06

Cal led for 0:48 // K-State led 34:43 // Game was tied for 4:29

Lead Changes: 4 // **Times Tied:** 6

Officials: Tony Padilla, Amy Bonner, Rodrick Dixon
 Attendance: 3,607 | Start Time: 6:02 p.m. | Game Duration: 2:06
 Cal led for 0:48 // K-State led 34:43 // Game was tied for 4:29
 Lead Changes: 4 // Times Tied: 6

Points From	Off Turnovers	Paint	2nd Chance	Fast Break	Bench
California	15	24	6	10	10
K-State	19	32	9	5	17

03 KANSAS CITY

Nov. 17, 2022 | Manhattan, Kan. / Bramlage Coliseum

Kansas

2022-23 BOXSCORES/RECAPS

04 vs. RHODE ISLAND

Nov. 21, 2022 | George Town, C.I. / John Gray Gym

Rhode Island	27	30	—	57
K-STATE	44	33	—	77

▶ K-State again used a huge first-half performance to carry itself to victory, as the Wildcats advanced to the semifinals of the Cayman Islands Classic with a 77-57 win over Rhode Island on Nov. 21 before 1,256 fans at The John Gray Gym.

▶ The Wildcats scored 44 points in the first half on a blistering 58.1 percent (18-of-31) shooting to build as much as a 21-point lead. On the defensive end, they held the Rams (1-3) to 31.3 percent (10-of-32) shooting, including 12.5 percent (1-of-8) from 3-point range.

▶ Although the second half was plagued by sloppy play with a combined 23 turnovers, including 13 by K-State, the lead never dipped below 15 points, and grew to many as 24 in the waning minutes.

▶ Junior **Nae'Qwan Tomlin** led a balanced attack with 15 points, including 13 in the first half, while senior **Keyontae Johnson** and junior **David N'Guessan** added 14 and 12 points, respectively. Johnson has now scored in double figures in all 4 games as a Wildcat, while N'Guessan and Tomlin each recorded new season-highs. Tomlin also added 5 blocked shots, which were the most by a Wildcat since **Jordan Henriquez-Roberts** in 2013.

▶ K-State had 20 assists on 28 field goals, including a stellar performance from senior **Markquis Nowell**, who was responsible for 12 of those assists to go along with 9 points and 5 rebounds in 27 minutes. The 12 assists tied for the fourth-most in a single game in school history and were the most since **Steve Henson** collected 12 assists against Oklahoma State on Feb. 25, 1989. The total was one assist shy of Nowell's career-high of 13 that he accomplished twice while playing at Little Rock.

▶ Nowell now has totaled 9 career games of at least 10 assists, including 4 at K-State. The 12 assists gave him 499 in his career, as he closes on the distinction of being one of just two active Division I players (Tennessee State's **Junior Clay**) with 1,300 points, 500 assists and 200 steals.

▶ For the game, K-State connected on a season-high 52.8 percent (28-of-53), including 43.8 percent (7-of-16) from 3-point range, and hit on 77.8 percent (14-of-18) from the free throw line. More than half (38) of the team's 77 points came in the paint, while the Wildcats again took advantage of their opponent's turnovers, turning 16 Ram miscues into 21 points.

RHODE ISLAND (1-3)												
No.	Name	PTS	FG	3FG	FT	O	D	R	PF	A	T	MIN
01	SAMB, Abdou	F 6	3-7	0-0	0-0	1	1	2	1	0	1	0 19
22	TCHIKOU, Alex	C 2	0-1	0-0	2-4	1	0	1	0	1	0	13
04	THOMAS, Sebastian	G 2	1-1	0-0	0-2	0	1	1	1	2	0	21
10	LEGGETT, Ishmael	G 13	4-11	0-3	5-7	3	2	5	3	2	2	32
12	MARTIN, Malik	G 2	0-5	0-1	2-4	1	0	1	1	1	1	0 21
02	FREEMAN, Brayon	11	3-11	1-5	4-4	0	1	1	0	1	3	0 22
24	HUTCHINSON, Louis	3	1-2	1-1	0-0	0	0	0	2	0	2	0 18
21	BILAU, Josaphat	0	0-2	0-0	0-2	0	2	2	3	1	3	0 16
05	CAREY, Jalen	8	4-5	0-0	0-0	0	2	2	1	0	4	0 15
20	WESTON, Brandon	10	2-9	0-1	6-8	5	5	10	3	0	0	0 21
15	STEWART, Rory	0	0-1	0-1	0-0	0	0	0	0	0	0	0 2
TEAM						4	3	7				0
TOTALS		57	18-55	2-12	19-31	15	17	32	15	8	16	10 0 200

	FG	FG%	3FG	3FG%	FT	FT%
1st Half	10-32	31.3	1-8	12.5	6-8	75.0
2nd Half	8-23	34.8	1-4	25.0	13-23	56.5
GAME	18-55	32.7	2-12	16.7	19-31	61.3

Deadball Rebounds: 8, 0
 Biggest Run: 7 (14:12 2H)
 Largest Lead: 0
 Technical Fouls: Leggett, Weston

K-STATE (4-0)												
No.	Name	PTS	FG	3FG	FT	O	D	R	PF	A	T	MIN
03	N'GUESSAN, David	F 12	6-8	0-0	0-1	5	2	7	5	1	2	1 16
11	JOHNSON, Keyontae	F 14	3-8	1-4	7-8	0	5	5	4	1	5	1 0 30
35	TOMLIN, Nae'Qwan	F 15	5-8	1-2	4-5	1	5	6	2	1	1	0 5 26
01	NOVELL, Markquis	G 9	3-8	1-4	2-2	0	5	5	3	12	2	1 0 27
05	CARTER, Cam	G 7	3-4	1-1	0-0	0	1	1	2	2	3	1 0 23
13	SILLS, Desi	6	3-8	0-1	0-0	1	1	1	4	1	5	3 0 27
23	IYOLA, Abayomi	0	0-0	0-0	0-0	0	0	0	0	1	0	1 0 6
04	GREENE, Tykei	7	2-3	2-2	1-2	2	1	3	0	1	0	0 1 19
25	MASSOUD, Ismael	5	2-4	1-2	0-0	1	0	1	2	0	0	0 1 15
24	FINISTER, Dorian	2	1-1	0-0	0-0	0	2	2	1	1	0	1 0 10
21	AWBREY, Nate	0	0-1	0-0	0-0	0	0	0	0	0	0	0 0 0+
TEAM						0	5					2
TOTALS		77	28-53	7-16	14-18	10	26	36	24	20	21	8 8 200

	FG	FG%	3FG	3FG%	FT	FT%
1st Half	18-31	58.1	4-11	36.4	4-6	66.7
2nd Half	10-22	45.5	3-5	60.0	10-12	83.3
GAME	28-53	52.8	7-16	43.8	14-18	77.8

Officials: Jeff Anderson, Matt Potter, Tony Henderson
 Attendance: 1,250 | Start Time: 6:30 p.m. | Game Duration: 2:06
 URI led for 0:00 // K-State led 38:41 // Game was tied for 1:19
 Lead Changes: 0 // Times Tied: 1

Points From	Off Turnovers	Paint	2nd Chance	Fast Break	Bench
URI	14	28	8	8	32
K-State	21	38	10	22	20

05 vs. NEVADA

Nov. 22, 2022 | George Town, C.I. / John Gray Gym

Nevada	38	42	7	—	87
K-STATE	36	44	16	—	96

▶ Seniors **Markquis Nowell** and **Keyontae Johnson** combined for 57 points, including 14 of the team's 16 points in overtime, to help lift K-State to the Championship game of the Cayman Islands Classic with a 96-87 overtime win over Nevada on Nov. 22 before 1,200 fans at The John Gray Gym.

▶ After the Wildcats surrendered a 9-point lead with less than 4 minutes to play to trail 80-78 with 14 seconds left in regulation, Nowell drove the lane and was able to convert on a layup in traffic to force the overtime period with 3.5 seconds remaining. The momentum carried the team in the extra period, as they dominated the game by connecting on 83.3 percent (5-of-6) from the field and making 6 of their 10 free throws.

▶ Junior **David N'Guessan** gave K-State the lead for good in overtime with a driving layup with 3:48 to play, which was followed by a jumper and free throw by Johnson for an 87-82 lead. After the Wolf Pack closed to within a possession on 2 free throws by **Kenan Blackshear**, Nowell caught fire offensively, hitting on a 3-point play and a jumper to push the lead to 92-84 with 1:24 remaining.

▶ The 57 combined points by Nowell (29) and Johnson (28) were the most by Wildcat teammates since **Dean Wade** (34) and **Kamau Stokes** (23) also combined for 57 points in win at Iowa State on Dec. 29, 2017. It marked just the 15th time in school history that two players scored 25 or more points in the same game and the first time since **Jacob Pullen** (28) and **Denis Clemente** (25) did it against Xavier on March 25, 2010.

▶ Nowell finished with 29 points on 10-of-20 field goals, including 2-of-7 from 3-point range, and 7-of-9 free throws and 11 assists in 41 minutes to become just the fifth Wildcat with a 20-point/10-assist game in school history and just the second with a 25-point/10-assist game following **Steve Henson** in 1989.

▶ Johnson set a career-high with 28 points on 8-of-13 field goals and 10-of-11 free throws to earn his ninth career 20-point game and his first at K-State.

▶ K-State connected on a season-high 55 percent (33-of-60), including 47.1 percent (8-of-17) from 3-point range, and hit on 78.6 percent (22-of-28) from the free throw line. Nearly half (44) of the team's 96 points came in the paint, while the Wildcats out-rebounded the Wolf Pack, 36-22, including 13 offensive boards that they converted into a season-high 16 second-chance points.

NEVADA (5-1)												
No.	Name	PTS	FG	3FG	FT	O	D	R	PF	A	T	MIN
05	WILLIAMS, Darrion	F 10	3-4	2-3	2-2	1	1	2	5	1	0	2 0 27
14	COLEMAN, Tre	F 10	4-7	2-3	0-2	0	0	0	2	1	1	2 0 41
50	BAKER, Will	C 19	8-13	0-2	3-3	1	4	5	2	3	0	1 33
02	LUCAS, Jarod	G 20	6-12	4-9	4-5	0	2	2	1	1	1	0 39
13	BLACKSHEAR, Kenan	G 17	4-9	0-2	9-10	1	3	4	5	10	4	2 1 43
11	DAVIDSON, Nick	4	1-2	0-0	2-3	1	2	3	4	0	2	0 2 14
03	PETTIGREW, Trey	0	0-5	0-2	0-0	0	2	2	4	1	0	0 0 18
01	POWELL, Tyler	7	2-2	1-1	2-2	0	2	2	1	0	0	0 11
TEAM						0	2					
TOTALS		87	28-54	9-22	22-27	6	16	22	27	16	11	6 4 225

	FG	FG%	3FG	3FG%	FT	FT%
1st Half	12-21	57.1	4-9	44.4	10-12	83.3
2nd Half	14-26	53.8	4-10	40.0	10-13	76.9
OT	2-7	28.6	1-3	33.3	2-2	100.0
GAME	28-54	51.9	9-22	40.9	22-27	81.5

Deadball Rebounds: 2, 0
 Biggest Run: 9 (1:33 2H)
 Largest Lead: 7 (19:15 2H)
 Technical Fouls: None

K-STATE (5-0)												
No.	Name	PTS	FG	3FG	FT	O	D	R	PF	A	T	MIN
03	N'GUESSAN, David	F 8	4-6	0-0	0-2	4	4	8	3	2	0	0 27
11	JOHNSON, Keyontae	F 28	8-13	2-3	10-11	2	7	9	1	1	5	1 1 41
35	TOMLIN, Nae'Qwan	F 9	2-6	1-2	4-4	0	4	4	1	1	0	0 38
01	NOVELL, Markquis	G 29	10-20	2-7	7-9	0	2	2	4	11	4	0 0 41
05	CARTER, Cam	G 6	2-4	2-3	0-0	0	1	1	3	1	0	1 0 24
23	IYOLA, Abayomi	2	1-1	0-0	0-0	0	0	0	0	1	1	2 0 7
04	GREENE, Tykei	2	1-2	0-0	1-1	0	1	1	1	1	0	1 0 11
13	SILLS, Desi	7	3-5	0-1	1-1	1	3	4	4	3	3	0 0 28
25	MASSOUD, Ismael	5	2-3	1-1	0-0	1	1	2	2	0	0	0 1 10
TEAM						4	5					
TOTALS		96	33-60	8-17	22-28	13	23	36	20	21	15	2 3 225

	FG	FG%	3FG	3FG%	FT	FT%
1st Half	14-27	51.9	4-10	40.0	4-4	100.0
2nd Half	14-27	51.9	4-7	57.1	12-14	85.7
OT	5-6	83.3	0-0	0	6-10	60.0
GAME	33-60	55.0	8-17	47.1	22-28	78.6

Deadball Rebounds: 4, 0
 Biggest Run: 9 (4:08 2H)
 Largest Lead: 10 (0:37 OT)
 Technical Fouls: None
 Officials: Jeff Anderson, Joe Lindsay, Randy McCall
 Attendance: 1,200 | Start Time: 6:30 p.m. | Game Duration: 2:27
 Nevada led for 14:30 // K-State led for 20:50 // Game was tied for 4:40
 Lead Changes: 10 // Times Tied: 16

Points From	Off Turnovers	Paint	2nd Chance	Fast Break	Bench
Nevada	17	34	9	6	11
K-State	14	30	16	4	16

06 vs. LSU

Nov. 23, 2022 | George Town, C.I. / John Gray Gym

LSU	41	18	—	59
K-STATE	33	28	—	61

▶ Senior **Keyontae Johnson's** jumper with 4.7 seconds helped lift K-State to a 61-59 win over LSU to capture the 2022 Cayman Islands Classic Championship on Nov. 23 before 2,400 fans at The John Gray Gym.

▶ The in-season tournament title was the 17th in school history and the first since winning the 2018 Paradise Jam.

▶ Johnson (16 points) and fellow seniors **Markquis Nowell** (18) and **Desi Silks** (16) combined for 50 of the 61 points, including 22 of their 28 second-half points, in which, the team rallied from an 11-point deficit with 17:27 to play.

▶ Nowell was selected as the Cayman Islands Classic Tournament MVP, while Johnson was selected to the all-tournament team. Nowell averaged 18.7 points and 9.0 assists in the tournament, while Johnson averaged a team-best 19.3 points on 53.6 percent shooting with 6.0 rebounds per game.

▶ K-State (6-0) had to survive some nervous moments to earn the victory, as both teams called their full allotment of timeouts (2 each) before the last 4.7 seconds played out. LSU (5-1) was able to dribble up the court and seemingly tied the game at 61-all at the buzzer. However, the officials reviewed the play and waved the shot off after they discovered that the clock didn't start on time and the shot came after the game clock had expired.

▶ It was a tale of two halves for the Tigers, who looked like the more rested team after playing in the early sessions in the first 2 days of the tournament and breezing past their first 2 opponents by 16 and 15 points, respectively.

▶ LSU scored 41 points in the first half on 47.1 percent (16-of-34), including 50 percent (5-of-10) from 3-point range, with 3 turnovers, to build as much as a 12-point lead right before halftime. Things changed in the second half, as the Tigers managed just 18 points on 36.8 percent (7-of-19) shooting, including 11.1 percent (1-of-9) from long range, to go with 14 turnovers.

▶ Nowell scored his game-high 18 points on 6-of-14 field goals, including 2-of-5 from 3-point range, and 4-of-4 free throws, to go with 4 assists in 33 minutes. Johnson, who played just 13 minutes in the second half due to foul trouble, scored his 16 points on 4-of-7 field goals and 7-of-8 free throws. Silks, who provided a spark off the bench, scored his season-high 16 points off 6-of-9 field goals and 3-of-3 free throws, to go with game-high 5 assists in 33 minutes.

LSU (5-1)												
No.	Name	PTS	FG	3FG	FT	O	D	R	PF	A	T	MIN
05	WILKINSON, Mwani	F 3	1-2	1-1	0-0	0	3	4	0	2	1	0 12
12	WILLIAMS, KJ	F 17	8-13	0-1	1-2	5	5	10	3	1	2	1 1 36
13	REED, Jalen	F 6	2-3	0-1	2-2	0	0	0	0	3	2	3 0 1 24
03	HILL, JUSTICE	G 12	4-15	2-6	2-6	1	1	2	1	2	4	2 0 36
44	MILLER, Adam	G 11	4-12	2-8	1-2	0	2	2	3	1	1	0 0 30
20	FOUNTAIN, Derek	3	1-2	0-0	1-2	0	1	1	3	0	1	0 0 14

2022-23 BOXSCORES/RECAPS

07 AT BUTLER

Nov. 30, 2022 | Indianapolis, Ind. / Hinkle Fieldhouse

Butler	37	39	—	76
K-STATE	25	39	—	64

- K-State could not quite dig itself out of a first-half deficit, as a hot-shooting Butler hit on nearly 55 percent from the field in a 76-64 win on Nov. 30 in the fourth annual BIG EAST/Big 12 Battle at historic Hinkle Fieldhouse.
- Butler (5-3), which came into the game averaging 90 points per game on 60.1 percent shooting in 3 home games this season, stayed hot from the field in handing K-State (6-1) its first loss under first-year head coach **Jerome Tang**.
- The Bulldogs connected on an opponent-high 54.9 percent (28-of-51) from the field, including 60.9 percent (14-of-23) in the second half, while all 5 starters scored in double figures led by **Manny Bates**' 22 points.
- Despite the impressive offensive performance, the Wildcats still had chances to rally from a double-digit deficit twice in the second half. After falling behind by 14 just after halftime, senior **Markquis Nowell**'s first 3-pointer keyed a 13-4 run that closed the deficit to 48-43 with just over 14 minutes to play. However, the Bulldogs responded with a 17-2 run that pushed the lead to 20 points.
- Down 65-45 with 8:29 remaining, senior **Desi Sills** helped spark one more attempt at a comeback for K-State, as the reserve scored 13 of his 17 second-half points in a 15-3 run that cut the deficit to 68-60 with just over 4 minutes to play. However, once again, Butler had a response, rattling off 6 in a row to push the lead back to double figures en route to the 12-point victory.
- The loss spoiled an impressive night by senior **Keyontae Johnson**, who collected his first double-double as a Wildcat, pouring in a team-high 20 points on 9-of-9 shooting to go with a season-high 12 rebounds. It was his 14th career double-double, including his sixth with at least 20 points and 10 rebounds. He became the ninth player in school history to go 9-of-9 or better from the field.
- Sills came off the bench to provide a big lift in the second half, scoring all 17 of his points after halftime on 8-of-12 shooting. Nowell dished out a game-high 8 assists to go with his 13 points.
- For the game, K-State connected on 46 percent (29-of-63), including just 20 percent (4-of-20) from 3-point range. The Wildcats had a season-high 48 points in the paint but posted season-lows in a number of categories, including just 3 free throw attempts while making 2. The team came in averaging 17.3 free throws made per game, which ranked among the top-25 nationally.

BUTLER (5-3)																		
No.	Name	PTS	FG	3FG	FT	O	D	R	PF	A	TO	S	B	MIN				
41	LUKOSIUS, Simas	F	11	4-9	3-7	0-0	0	1	1	1	7	3	1	0	37			
15	BATES, Manny	C	22	9-11	0-0	4-4	2	8	10	1	1	2	0	3	39			
02	HUNTER, Jr., Eric	G	13	5-11	1-4	2-3	0	3	3	3	4	1	1	1	40			
03	HARRIS, Chuck	F	15	5-8	2-3	3-3	1	5	6	2	3	0	0	0	34			
13	TAYLOR, Jayden	G	12	4-11	2-6	2-2	1	3	4	1	2	5	0	1	35			
14	THOMAS, Pierce	2	1	1-1	0-0	0-1	1	1	2	1	1	2	1	0	14			
22	TURNBULL, Connor	1	0	0-0	1-2	1	0	1	0	0	0	0	0	0	1			
TEAM						0	4	4		1								
TOTALS		76	28-51	8-20	12-15	6	25	31	9	18	14	3	5	200				
		FG	FG%	3FG	3FG%	FT	FT%										Deadball Rebounds: 1, 2	
1st Half		14-28	50.0	4-11	36.4	5-7	71.4										Biggest Run: 13 (8:29, 2H)	
2nd Half		14-23	60.9	4-9	44.4	7-8	87.5										Largest Lead: 20 (8:29, 2H)	
GAME		28-51	54.9	8-20	40.0	12-15	80.0										Technical Fouls: None	

K-STATE (6-1)																	
No.	Name	PTS	FG	3FG	FT	O	D	R	PF	A	TO	S	B	MIN			
03	N'GUESSAN, David	F 8	4-4	0-0	0-0	2	0	2	3	1	1	0	1	25			
11	JOHNSON, Keyontae	F 20	9-9	2-2	0-0	4	8	12	2	1	5	2	0	36			
35	TOMLIN, Nae'Qwan	F 10	0-5	0-2	0-0	2	2	4	3	0	1	1	0	14			
01	NOWELL, Markquis	G 13	5-15	1-6	2-2	0	1	1	1	8	2	1	0	35			
05	CARTER, Cam	G 2	1-7	0-2	0-0	0	2	2	4	0	2	2	0	26			
13	SILLS, Desi	17	8-15	1-4	0-1	0	3	3	2	1	0	2	0	29			
24	MASSOUD, Ismael	2	1-5	0-2	0-0	0	0	0	0	2	1	0	0	1			
05	GREENE, Tykei	2	1-3	0-2	0-0	1	1	2	0	0	0	0	0	11			
24	FINISTER, Dorian	0	0-0	0-0	0-0	0	0	0	0	0	1	0	0	0+			
TEAM						0	1	1		0							
TOTALS		64	29-63	4-20	2-3	9	18	27	15	13	8	2	200				
		FG	FG%	3FG	3FG%	FT	FT%										
1st Half		11-28	39.3	2-12	16.7	1-1	100.0	Biggest Run: 9 (4:08-2H)									
2nd Half		18-35	51.4	2-8	25.0	1-2	50.0	Largest Lead: 3 (19:44 1H)									
GAME		29-63	46.0	4-20	20.0	2-3	66.7	Technical Fouls: Johnson (9:55 2H)									

Officials: John Higgins, Clarence Armstrong, Jamie Luckie
Attendance: 7,660 | **Start Time:** 5:30 p.m. | **Game Duration:** 1:54
Butler led for 38:47 // K-State led 0:57 // Game was tied for 0:55
Lead Changes: 3 // **Times Tied:** 1

Points From	Off Turnovers	Paint	2nd Chance	Fast Break	Bench
Butler	6	34	7	11	3
K-State	12	48	10	12	21

08 WICHITA STATE

Dec. 3, 2022 | Manhattan, Kan. / Bramlage Coliseum

Wichita State	32	18	—	50
K-STATE	29	26	—	55

- Senior **Markquis Nowell** shook off a subpar shooting night to score the game's last 6 points, including a pivotal 3-pointer with 54 seconds, to help lift K-State to a 55-50 win over in-state Wichita State on Dec. 3 before a season-best crowd of 8,957 fans at Bramlage Coliseum.
- K-State rebounded from its first loss of the season at Butler on Nov. 30 to earn its fourth straight win over its in-state rival in the first meeting between the schools at Bramlage Coliseum since 2003.
- Although he had an off-shooting night, Nowell had a stellar all-around night for the Wildcats, adding a game-high 7 assists, 5 rebounds and 3 steals to his 11 points. He was joined in double figures by fellow senior **Keyontae Johnson**, who led all scorers with 17 points, and junior **Nae'Qwan Tomlin**, who kept the team in the game early with 12 of his 14 points coming in the first half.
- It marked the second year in a row Nowell proved to be difference in a win against Wichita State. Last season, he scored 5 of his team-high 16 points in a late 7-0 run, including a dagger of a 3-pointer with 1:35 to play, that helped the Wildcats to a 65-59 win over the Shockers at INTRUST Bank Arena in Wichita.
- Nowell's heroics helped spark a late rally by K-State, which trailed for more than 30 minutes and appeared to be heading for a loss until senior **Desi Sills** made perhaps the biggest play of the night with his block of **Shammah Scott**'s breakaway layup with 1:42 to play with the Wildcats trailing 50-49.
- Nowell tied the game with a free throw with 1:32 left then forced a steal of senior **Craig Porter, Jr.**, to set up his winning 3-pointer with 54 seconds. After his triple gave the Wildcats a 53-50 lead, he forced another bad pass on the next possession before knocking down 2 free throws for the final margin of victory.
- K-State had a season-low offense night across the board, scoring a season-low 55 points on 35.8 percent (19-of-53) shooting, including 20 percent (4-of-20) from 3-point range. The Big 12's best free throw shooting team also had an off night from the line, hitting on a season-low 61.9 percent (13-of-21).
- It was a tale of two halves for Wichita State, which led by as many as 7 points in the first half on 54.5 percent (12-of-22) shooting before scoring just 18 points in the second half on a mere 25.9 percent (7-of-27) shooting. For the game, the Shockers had just 5 assists on its 19 made field goals with 16 turnovers.

WICHITA STATE (4-4)																		
No.	Name	PTS	FG	3FG	FT	O	D	R	PF	A	TO	S	B	MIN				
23	OKAFOR, Gus	F 7	3-6	1-2	0-0	2	3	5	1	2	2	0	0	33				
33	ROJAS, James	F 4	2-4	0-2	0-0	0	4	4	0	5	2	1	0	24				
01	BELL, Xavier	G 7	3-9	1-4	0-1	0	2	2	1	0	1	0	0	23				
03	PORTER, Jr., Craig	G 11	4-8	1-4	2-3	0	6	6	4	0	4	2	2	35				
10	WALTON, Jaykwon	G 9	4-7	1-2	0-1	1	8	9	3	1	1	0	0	20				
15	BALLARD, Quincy	4	0-1	0-0	4-6	0	3	2	2	1	0	0	0	21				
22	SCOTT, Shammah	6	3-12	0-4	0-0	1	1	2	2	1	3	1	0	31				
02	RICKS, Jalen	2	0-2	0-2	2-2	0	2	2	0	0	0	0	0	13				
TEAM						4	1	5										
TOTALS		50	19-49	4-20	8-13	8	30	38	17	5	16	5	5	200				
		FG	FG%	3FG	3FG%	FT	FT%										Deadball Rebounds: 1,0	
1st Half		12-22	54.5	3-8	37.5	5-8	62.5										Biggest Run: 11 (15:38 1H)	
2nd Half		7-27	25.9	1-12	8.3	3-5	60.0										Largest Lead: 7 (6:32 1H)	
GAME		19-49	38.8	4-20	20.0	8-13	61.5										Technical Fouls: None	

K-STATE (7-1)																
No.	Name	PTS	FG	3FG	FT	O	D	R	PF	A	TO	S	B	MIN		
03	N'GUESSAN, David	F 8	3-4	0-1	2-2	2	4	6	0	1	0	1	0	26		
11	JOHNSON, Keyontae	F 17	7-14	0-2	3-6	1	4	5	2	1	2	1	0	30		
35	TOMLIN, Nae'Qwan	F 14	5-12	2-4	2-4	2	4	6	3	0	1	2	2	33		
01	NOWELL, Markquis	G 11	2-9	1-6	6-9	0	5	5	2	7	1	3	0	37		
05	CARTER, Cam	G 3	1-6	1-3	0-0	0	3	3	4	0	0	1	1	30		
04	GREENE, Tykei	2	1-3	0-1	0-0	0	1	1	0	0	0	0	0	11		
13	SILLS, Desi	4	0-4	0-3	0-0	0	3	3	2	4	2	0	1	28		
24	FINISTER, Dorian	0	0-1	0-0	0-0	0	1	1	0	0	1	0	0	5		
TEAM						1	2	3		1						
TOTALS		55	19-53	4-20	13-21	7	26	33	14	13	8	8	4	200		
															Deadball Rebounds: 5, 0	
1st Half		10-29	34.5	2-11	18.2	7-11	63.6						Biggest Run: 8 (5:32) 2H			
2nd Half		9-24	37.5	2-9	22.2	6-10	60.0						Largest Lead: 6 (16:26) 1H			
GAME		19-53	35.8	4-20	20.0	13-21	61.9						Technical Fouls: 0			

Officials: Darron George, Marques Pettigrew, Owen Shortt
Attendance: 8,957 | **Start Time:** 8:01 p.m. | **Game Duration:** 2:05
WSU led for 30:04 // K-State led 6:53 // Game was tied for 3:03
Lead Changes: 6 // **Times Tied:** 4

Points From	Off Turnovers	Paint	2nd Chance	Fast Break	Bench
Wichita State	9	18	2	6	12
K-State	17	26	9	2	2

09 ABILENE CHRISTIAN

Dec. 6, 2022 | Manhattan, Kan. / Bramlage Coliseum

Abilene Christian	34	30	—	64
K-STATE	35	46	—	81

2022-23 BOXSCORES/RECAPS

10 UIW

Dec. 11, 2022 | Manhattan, Kan. / Bramlage Coliseum

UIW	28	22	—	50
K-STATE	45	53	—	98

► K-State opened the second half with 23 consecutive points to blow open an already lopsided game, as the Wildcats capped an impressive offensive effort with a 98-50 win over UIW on Dec. 11 before 7,042 fans at Bramlage Coliseum.

► K-State collected its third 90-point scoring effort, narrowly missing the school's first 100-point game since 2010 in the last few minutes before opting to dribble out the ball in the closing seconds against an undermanned UIW. The Wildcats hit on a season-best 59.1 percent (39-of-66) from the field, including 68.8 percent (22-of-32) after halftime, and saw 7 players in double figures.

► The 9-1 start is best start by the Wildcats since opening the 2011-12 season with a similar 9-1 mark, while head coach **Jerome Tang** is off to the best 10-game start by a first-year coach in school history.

► The 48-point margin of victory was the 10th-largest in school history.

► K-State busted open a close contest with a 20-1 run midway through the first half before landing the knockout punch with a 23-0 start to the second half. Six Wildcats contributed in the first-half run, including 5 points each from senior **Markquis Nowell** and freshman **Dorian Finister**. The second-half run was much the same with seven players registering points, including 3-pointers from senior **Keyontae Johnson** and juniors **Ish Massoud** and **Nae'Qwan Tomlin**.

► Johnson led all scorers with 18 points on 7-of-9 field goals, including 3-of-5 from 3-point range, to go with 5 assists, 4 rebounds and 3 steals in a season-low 24 minutes of action. The Wildcats' leading scorer (17.3 ppg.) has now scored in double figures in all 10 games this season. Tomlin had a near double-double with 15 points and a season-high 9 rebounds in 23 minutes, while junior reserve **Desi Sills** added 14 points, 4 assists, 3 rebounds and 2 steals.

► Sophomore **Cam Carter**, Finister and Nowell each added 10 points, as Nowell nearly notched another double-double with a game-high 8 assists to go with 5 rebounds. Finister saw his most action of the season in 22 minutes, recording his first career double-digit scoring game to go with 7 rebounds and 4 assists.

► UIW, which has 9 true or redshirt freshmen among its 16-man roster, hit on 38 percent (19-of-50) from the field, including 50 percent (7-of-14) from 3-point range, and made 5 of 8 attempts from the free throw line. Freshman **Trey Miller** led with 12 points on 5-of-9 shooting, including 2-of-3 from 3-point range.

UIW (5-5)																
No.	Name	PTS	FG	3FG	FT	O	D	R	PF	A	T	S	B	MIN		
24	GRISCTI, Benjamin	C	6	2-4	2-2	0-0	1	4	5	3	0	1	2	0	24	
05	SWABY, Brandon	G	9	4-6	1-1	0-0	0	1	1	1	2	3	0	30		
10	CISSE, Jonathan	G	7	2-5	2-4	1-1	0	0	0	1	0	6	0	22		
12	KRAUSE, Niki	G	0	0-0	0-2	0-0	2	2	4	2	6	4	1	0	32	
25	MILLER, Trey	G	12	5-9	2-3	0-1	0	2	2	2	1	1	0	0	1	29
03	DENNIS, Davonte	7	3-6	0-1	1-2	0	5	5	3	2	3	0	1	22		
13	MORGAN, Josh	5	2-4	0-0	1-2	0	2	2	1	1	2	0	0	16		
23	PAYNE III, Stephon	0	0-4	0-0	0-0	1	3	4	0	0	0	0	0	13		
10	HAYMAN, Dylan	4	1-3	0-1	2-2	0	0	0	0	2	0	0	0	11		
04	ABRAM, Reggie	0	0-0	0-0	0-0	0	0	0	0	0	0	0	0	0+		
33	BEONYTIL, Gabe	0	0-0	0-0	0-0	0	0	0	0	0	0	0	0	0+		
TEAM						1	1	2			1					
TOTALS			50	19-50	7-14	5-8	5	20	25	12	14	20	3	2	200	
		FG	FG%	3FG	3FG%	FT	FT%	Deadball Rebounds: 1, 0								
1st Half		11-28	39.3	3-6	50.0	3-4	75.0	Biggest Run: 9 (4:45 1H)								
2nd Half		8-22	36.4	4-8	50.0	2-4	50.0	Largest Lead: None								
GAME		19-50	38.0	7-14	50.0	5-8	62.5	Technical Fouls: None								

K-STATE (9-1)														
No.	Name	PTS	FG	3FG	FT	O	D	R	PF	A	T	S	B	MIN
03	N'GUESSAN, David	F	12	5-5	1-1	1-2	1	1	2	1	1	0	0	20
11	JOHNSON, Keyontae	F	18	7-9	3-5	1-2	1	3	4	1	5	1	3	24
35	TOMLIN, Nae'Qwan	F	15	7-9	1-1	0-2	2	7	9	1	1	1	1	23
01	NOWELL, Markquis	G	10	3-7	2-3	2-2	0	5	5	1	8	2	1	23
05	CARTER, Cam	G	10	4-8	1-4	1-2	0	0	0	3	3	1	1	27
04	GREENE, Tykei	G	6	2-7	0-3	2-2	2	3	5	1	0	0	1	17
13	SILLS, Desi	14	6-12	1-5	1-2	1	2	3	0	4	2	2	0	26
24	FINISTER, Dorian	10	4-5	2-2	0-0	2	5	7	0	4	2	1	0	22
25	MASSOUD, Ismael	3	1-2	1-2	0-0	0	2	2	1	0	0	1	0	14
21	AWBREY, Nate	0	0-2	0-0	0-0	0	0	0	0	0	1	0	0	5+
TEAM						1	0	1						
TOTALS		98	39-66	12-26	8-14	10	28	38	9	26	8	11	0	200
	FG	FG%	3FG	3FG%	FT	FT%	Deadball Rebounds: 3, 0							
1st Half	17-34	50.0	6-16	37.5	3-9	55.6	Biggest Run: 27 (13:50 2H)							
2nd Half	22-32	68.8	6-10	60.0	3-5	60.0	Largest Lead: 52 (5:24 2H)							
GAME	39-66	59.1	12-26	46.2	8-14	57.1	Technical Fouls: Greene							

Officials: Doug Simons, Tony Padilla, Antonio Petty
Attendance: 7,042 | **Start Time:** 2:01 p.m. | **Game Duration:** 1:46
 UIW led for 0:00 // K-State led 39:39 // Game was tied for 0:21
Lead Changes: 0 // **Times Tied:** 0

Points From	Off Turnovers	Paint	2nd Chance	Fast Break	Bench
UIW	10	16	0	4	16
K-State	28	48	13	16	33

11 NEBRASKA

Dec. 17, 2022 | Kansas City, Mo. / T-Mobile Center

Nebraska	26	30	—	56
K-STATE	39	32	—	71

► Senior **Keyontae Johnson** collected his second double-double of the season to pace four Wildcats in double figures, as K-State led from nearly start to finish in earning a 71-56 win over former conference foe Nebraska in the 11th Wildcat Classic on Dec. 17 before 13,184 fans at the T-Mobile Center.

► The win helped K-State (10-1) continue its best start to a season since 2016-17, as the Wildcats snapped a 4-game skid in the T-Mobile Center while handing Nebraska (6-6) its seventh straight defeat in the series.

► Johnson led all scorers with a game-high 23 points on 9-of-13 field goals, including 2-of-3 from 3-point range, to go with a game-best 11 rebounds, 2 assists and a career-tying 4 steals in 34 minutes. It was his 15th career double-double, including his seventh with at least 20 points and 10 rebounds, while it was his 11th career 20-point contest.

► Johnson was joined in double figures by junior **Nae'Qwan Tomlin**, who scored 15 points on 6-of-10 shooting, including 2-of-5 from long range, along with senior **Markquis Nowell** and sophomore **Cam Carter**, who finished with 13 and 10 points, respectively. Nowell added a game-high 7 assists.

► K-State playing in its first Wildcat Classic since a 66-63 loss to Saint Louis in 2019, used a strong finish to the first half to build a double-digit lead at the break. The Wildcats continued to extend that lead in the first 11 minutes of the second half, building as much as a 19-point lead at 59-40 before Nebraska head coach **Fred Hoiberg** called a timeout with just over 9 minutes to play.

► The timeout seemed to ignite the Cornhuskers, as they rattled off 10 straight points to cut the deficit to 59-50 with under 4 minutes to play before a corner 3-pointer by freshman Jamarques Lawrence got them to within 62-55 with 1:19 remaining. However, they could get no closer as the Wildcats scored 7 straight points and 9 of the last 10 points — all from the free throw line — to close it out.

► After connecting on 48.4 percent (15-of-31), including 40 percent (6-of-15) from 3-point range, in the first half, K-State had to survive a poor second-half shooting performance, where he hit on just 31 percent (9-of-29) from the field, including 30.8 percent (4-of-13) from beyond the arc. For game, the Wildcats connected on 40 percent (24-of-60) from the field, including 35.7 percent (10-of-28) from 3-point range, while making 13 of 19 free throws.

NEBRASKA (6-6)															
No.	Name		PTS	FG	3FG	FT	O	D	R	PF	A	T	S	B	MIN
04	GARY, Juwan	F	8	3-9	0-2	2-2	5	6	11	3	1	2	4	1	29
13	WALKER, Derrick	F	7	1-5	0-0	5-6	1	5	6	4	3	0	2	0	27
00	WILCHER, C.J.	G	3	1-7	1-4	0-0	0	4	4	1	1	2	0	0	26
05	GRIESEL, Sam	G	4	2-4	0-1	0-1	0	0	0	1	1	2	1	0	24
25	BANDOUNEL, Emmanuel	G	7	2-10	0-3	3-6	2	1	3	1	2	2	1	1	34
15	KELTA, Blaise	0	0	0-0	0-0	0-0	0	0	0	1	0	1	0	0	2
30	TOMLIN, Keisel	5	1	0-4	0-0	3-3	0	3	3	1	0	1	0	0	19
10	LAURENCE, Jamarques	9	3	4-9	2-3	1-2	0	5	5	3	1	0	1	0	18
32	BRENDENBACH, Wilhelm	13	5	5-9	1-4	2-2	3	2	5	3	0	1	1	1	22
TEAM							2	0	2			2			
TOTALS			56	18-56	4-21	16-22	13	26	39	18	9	18	8	5	200
				FG		FG%		3FG		3FG%		FT		FT%	
1st Half				9-30		30.0		1-8		12.5		7-7		100.0	
2nd Half				9-26		34.6		3-13		23.1		9-15		60.0	
GAME				18-56		32.1		4-21		19.0		16-22		72.7	
				Deadball Rebounds: 3, 0											
1st Half				Biggest Run: 10 (3:55 2H)											
2nd Half				Largest Lead: 2 (19:08 1H)											
GAME				Technical Fouls: None											

		FG	FG%	3FG	3FG%	FT	FT%	Deadball Rebounds: 3, 0							
1st Half	9-30	30.0	1-8	12.5	7	7	100.0	Biggest Run: 10 (3:55 2H)							
2nd Half	9-26	34.6	3-13	23.1	9-15	60.0	Largest Lead: 2 (19:08 1H)								
GAME	18-56	32.1	4-21	19.0	16-22	72.7	Technical Fouls: None								
K-STATE (10-1)															
No.	Name	PTS	FG	3FG	FT	O	D	R	PF	A	T	S	B	MIN	
03	N'GUESSAN, David	F	3	1-4	0-0	1-3	3	5	8	3	3	1	1	1	31
11	JOHNSON, Keyontae	F	23	9-13	2-3	3-6	5	6	11	1	2	4	4	0	34
35	TOMLIN, Nae'Qwan	F	15	6-10	2-5	1-2	1	6	7	3	2	0	2	2	34
01	NOWELL, Markquis	G	13	3-14	3-11	4-4	0	1	1	1	7	2	2	0	37
05	CARTER, Cam	G	10	3-10	2-5	2-2	0	2	2	3	2	2	0	26	
13	SILLS, Desi	5	1-6	1-3	2-2	0	4	4	3	4	2	0	0	18	
04	GREENE, Tykei	2	1-3	0-1	0-0	1	1	2	1	0	1	0	0	10	
TEAM						2	3	5			2				
TOTALS		71	24-60	10-28	13-19	12	28	40	15	20	14	9	3	200	
	FG	FG%	3FG	3FG%	FT	FT%	Deadball Rebounds: 4, 0								
1st Half	15-31	48.4	6-15	40.0	3-6	50.0	Biggest Run: 8 (15:09 1H)								
2nd Half	9-29	31.0	4-13	30.8	10-13	76.9	Largest Lead: 19 (8:56 2H)								
GAME	24-60	40.0	10-28	35.7	13-19	68.4	Technical Fouls: None								

Officials: Kipp Kissinger, Chance Moore, Kelly Pfeiffer
Attendance: 13,184 | **Start Time:** 6:02 p.m. | **Game Duration:** 2:06
 Nebraska led for 0:28 // K-State led 38:40 // Game was tied for 0:52
Lead Changes: 1 // **Times Tied:** 0

Points From	Off Turnovers	Paint	2nd Chance	Fast Break	Bench
Nebraska	13	28	13	9	27
K-State	19	22	13	4	7

12 RADFORD

Dec. 17, 2022 | Manhattan, Kan. / Bramlage Coliseum

Radford	28	37	—	65
K-STATE	31	42	—	73

► Junior **Nae'Qwan Tomlin** led four Wildcats in double figures with a season-high 26 points, as K-State concluded its December non-conference schedule with a 73-65 win over Radford on Dec. 21 on before 6,939 fans at Bramlage Coliseum.

2022-23 BOXSCORES/RECAPS

13 24/24 WEST VIRGINIA

Dec. 31, 2022 Manhattan, Kan. / Bramlage Coliseum					
24/24 West Virginia	32	34	10	—	76
K-STATE	21	45	16	—	82

▶ Senior **Markquis Nowell** scored 21 of his game-high 23 points in the second half and overtime to help K-State rally from a double-digit halftime deficit to hand No. 24/24 West Virginia an 82-76 loss in both teams' Big 12 opener on New Year's Eve before 8,199 fans at Bramlage Coliseum.

▶ Nowell finished the night 3 steals shy of a triple-double, dishing out a game-high 10 assists to go with a career-tying 7 steals in 43 minutes of action. It was just the sixth 20-point/10-assist game in school history, including the second such game by Nowell after his 29-point, 11-assist effort vs. Nevada on Nov. 22.

▶ Nowell was joined in double figures by senior **Keyontae Johnson**, who scored 18 points on 6-of-13 field goals and 6-of-9 free throws, as well as fellow senior **Abayomi Iyiola** and junior **Nae'Qwan Tomlin**, who added 14 and 11 points, respectively. Iyiola went 6-of-7 from the field to go with a pair of clutch free throws, along with a team-high 8 rebounds.

▶ The victory was anything but easy, as the Mountaineers (10-3, 0-1 Big 12) jumped out a 17-3 lead behind their stellar defense, which held the Wildcats without a field goal for nearly 6 minutes until a layup by Johnson with 14:04 to play before halftime. WVU led by 11 at the half, holding K-State to just 21 points on 29 percent (9-of-31) shooting, including misses on all 8 3-point attempts.

▶ Nowell sparked the Wildcats to open the second half, scoring the team's first 5 points, as they slowly started to chip away at the double-digit deficit. He tied it at 42-all on a free throw with just over 13 minutes to play before Johnson's layup 13 seconds later gave them their first lead of the contest. Six different Wildcats scored in the 23-10 run out of halftime, including 11 from Nowell.

▶ Just as the Wildcats had done to start the second half, the Mountaineers made their own comeback, using a 10-4 run to take a 63-62 lead on a layup by senior **Tre Mitchell** with 1:03 to play. A Johnson jumper and 2 free throws from Iyiola helped K-State take a 66-63 lead with 13 seconds before a wild sequence capped by a 3-pointer from **Kedrian Johnson** sent the game into overtime.

▶ The Wildcats grabbed the momentum to start overtime, scoring 11 of the first 15 points to take a 77-70 lead with 1:24 to play. Although the Mountaineers got a 3-pointer from Mitchell on the next possession, Nowell answered with his own 3-point play with 53 seconds for an 80-73 advantage and they were able to salt the game away with 2 more Nowell free throws for the final margin.

WEST VIRGINIA (10-3, 0-1 Big 12)														
No.	Name	PTS	FG	3FG	FT	O	D	R	PF	A	T	S	B	MIN
01	MATTHEWS, Jr., Emmitt	F	12	5-10	0-4	2-2	0	5	2	0	0	1	1	39
03	MITCHELL, Tre	F	16	5-12	2-4	4-4	3	10	13	4	2	4	0	41
15	BELL, Jr., Jimmy	F	8	3-3	0-0	2-8	3	0	3	3	1	3	1	18
00	JOHNSON, Kedrian	G	9	1-10	1-4	6-8	3	6	9	5	7	3	0	37
10	STEVENSON, Erik	G	7	3-10	0-2	1-2	1	2	5	1	2	0	0	22
11	WAGUE, Mohamed	10	3-4	0-0	4-10	8	2	10	2	0	3	1	3	27
05	TOUSSAINT, Joe	5	2-5	1-2	0-2	0	1	1	5	1	2	0	0	17
14	WILSON, Seth	4	2-5	0-2	0-0	1	1	2	1	0	1	1	0	12
02	JOHNSON, Kobe	5	2-4	0-0	1-2	0	1	1	0	0	2	0	0	13
TEAM						2	2	4						
TOTALS		76	26-63	4-18	20-38	21	29	50	27	12	20	4	4	225

	FG	FG%	3FG	3FG%	FT	FT%	
1st Half	12-31	38.7	1-8	12.5	7-16	43.8	Deadball Rebounds: 11, 1
2nd Half	11-24	45.8	2-8	25.0	10-16	62.5	Biggest Run: 11 (15:21 1H)
OT	3-8	37.5	1-2	50.0	3-6	50.0	Largest Lead: 14 (12:21 1H)
GAME	26-63	41.3	4-18	22.2	20-38	52.6	Technical Fouls: Stevenson

K-STATE (12-1, 1-0 Big 12)														
No.	Name	PTS	FG	3FG	FT	O	D	R	PF	A	T	S	B	MIN
11	JOHNSON, Keyontae	F	18	6-13	0-3	6-9	3	3	6	4	2	1	0	34
35	TOMLIN, Nae'Qwan	F	11	4-11	0-1	3-8	2	1	3	4	1	0	4	36
23	IYIOLA, Abayomi	C	14	6-7	0-0	2-2	3	5	8	5	0	1	0	22
01	NOWELL, Markquis	G	23	6-14	1-5	10-13	1	2	3	1	10	3	7	43
05	CARTER, Cam	G	0	0-8	0-2	0-0	1	3	4	3	2	1	1	22
13	SILLS, Desi	9	4-9	1-3	0-0	1	3	4	3	2	2	1	0	33
25	MASSOUD, Ismael	5	2-5	1-2	0-0	1	1	2	5	1	1	0	0	20
04	GREENE, Tykei	2	1-2	0-0	0-2	1	4	5	1	1	0	0	0	14
TEAM						1	0	1		2				
TOTALS		82	29-69	3-16	21-34	14	22	36	19	11	13	1	1	225

	FG	FG%	3FG	3FG%	FT	FT%	
1st Half	9-31	29.0	0-8	0.0	3-7	42.9	Deadball Rebounds: 9, 1
2nd Half	16-33	48.5	3-8	37.5	10-18	55.6	Biggest Run: 8 (4:46 1H)
OT	4-5	80.0	0-0	0.0	8-9	88.9	Largest Lead: 8 (10:21 2H)
GAME	29-69	42.0	3-16	18.8	21-34	61.8	Technical Fouls: None

Officials: Kipp Kissingner, Jeb Hartness, Marques Pettigrew
 Attendance: 8,199 | Start Time: 6:01 p.m. | Game Duration: 2:51
 WVU led for 25:49 // K-State led for 16:18 // Game was tied for 2:53
 Lead Changes: 3 // Times Tied: 4

Points From	Off Turnovers	Paint	2nd Chance	Fast Break	Bench
WVU	18	40	24	5	24
K-State	22	48	9	12	16

14 AT 6/6 TEXAS

Jan. 3, 2023 Austin, Texas / Moody Center					
6/6 Texas	40	63	—	103	
K-STATE	58	58	—	116	

▶ All 5 starters scored in double figures, including a career-best 36 points from senior **Markquis Nowell**, as K-State broke the school record for points in a 116-103 victory at No. 6/6 Texas on Jan. 3 to hand the Longhorns their first loss in the brand-new Moody Center before a sold-out crowd of 10,763 fans.

▶ The point total not only broke the school record, but it also tied the Big 12 record for points scored in a league game, as Baylor scored 116 in a win at Texas A&M on Jan. 23, 2008. It also set the Big 12 record for most combined points.

▶ The 116 points eclipsed the previous mark of 115, which first came against Delaware State on Dec. 7, 1991, then again vs. Fresno State in the NIT on March 24, 1994. It was also the most-ever in a road game, surpassing the 108 at Iowa State on Jan. 29, 1975, while it was most in a conference game, topping the 114 scored against Nebraska at home on Jan. 10, 1987, and the most in a Big 12 game, surpassing the 111 vs. Missouri at home on Jan. 3, 1998.

▶ According to *ESPN Stats & Info*, K-State's 116 points marked the most by an unranked team in a win over a top-10 opponent since Missouri scored 119 against Iowa State in 1988 and most-ever in a road game.

▶ Nowell led a tremendous all-around effort by the Wildcats, who connected on 61 percent (36-of-59) from the field, including 56.5 percent (13-of-23) from 3-point range, and set a school-record by hitting on 93.9 percent (31-of-33) of their attempts from the free throw line. It marked the first time the team has shot better than 60 percent against a Big 12 opponent since 2018, while the 13 treys tied for the sixth-most made in a conference game.

▶ Nowell nearly became the first player in school history with a 30-point, 10-assist game, as he dished out a game-high 9 assists to go with 3 steals in 38 minutes. His 36 points came on 9-of-14 field goals, including 6-of-9 from 3-point range, and a perfect 12-of-12 effort from the free throw line. It was the seventh-most points by a Wildcat in a Big 12 game and the most since **Barry Brown, Jr.**, scored 38 points vs. Oklahoma State on Jan. 10, 2018.

▶ Nowell was joined in double figures by senior **Keyontae Johnson**, who tied his career-high with 28 points to go with a near double-double himself with a game-high 9 rebounds and 5 assists, along with a career-best 17 points from sophomore **Cam Carter**, as well as 11 and 10 points, respectively from junior **Nae'Qwan Tomlin** and senior **Abayomi Iyiola**.

TEXAS (12-2, 1-1 Big 12)															
No.	Name		PTS	FG	3FG	FT	O	D	R	PF	A	T	S	B	MIN
00	ALLEN, Timmy	F	10	3-7	0-0	4-5	0	1	1	4	3	1	1	0	25
01	DISU, Dylan	F	2	1-2	0-0	0-0	0	2	2	2	2	1	0	1	10
22	MITCHELL, Dillon	F	8	4-8	0-0	0-2	2	0	2	3	1	0	0	0	23
04	HUNTER, Tyrese	G	29	8-16	5-9	8-8	0	1	1	4	1	2	3	0	35
05	CARR, Marcus	G	27	10-17	4-10	3-3	0	6	6	4	6	3	0	0	36
10	RICE, SirJabari	16	6-10	1-3	3-3	1	5	6	1	2	1	2	1	30	
32	BISHOP, Christian	5	1-2	0-1	3-4	0	1	1	0	1	0	0	0	1	7
30	CUNNINGHAM, Brock	3	1-4	1-3	0-0	3	2	5	3	2	1	0	0	24	
02	MORRIS, Arterio	3	1-2	0-1	1-1	0	0	0	5	1	0	0	0	10	
14	ANAMEKWE, Alex	0	0-0	0-0	0-0	0	0	0	0	0	0	0	0	0+	
TEAM							1	2							
TOTALS			103	35-68	11-27	22-26	7	19	26	26	18	9	6	3	200

	FG	FG%	3FG	3FG%	FT	FT%	
1st Half	13-35	37.1	5-15	50.0	9-13	69.2	Deadball Rebounds: 1, 0
2nd Half	22-33	66.7	6-12	50.0	13-13	100.0	Biggest Run: 10 (11:06 2H)
GAME	35-68	51.5	11-27	40.7	22-26	84.6	Largest Lead: 0
							Technical Fouls: None

K-STATE

(13-1, 2-0 Big 12)

No.	Name	PTS	FG	3FG	FT	O	D	R	PF	A	T	S	B	MIN	
11	JOHNSON, Keyontae	F	28	10-16	1-4	7-7	0	9	9	2	5	3	1	0	38
35	TOMLIN, Nae'Qwan	F	11	4-7	1-2	2-3	1	1	2	4	2	0	1	0	20
23	IYIOLA, Abayomi	C	10	4-5	0-0	2-2	2	4	3	1	2	0	1	0	14
01	NOWELL, Markquis	G	36	9-15	6-10	12-12	0	3	3	2	9	1	3	0	39
05	CARTER, Cam	G	17	6-9	3-3	2-3	2	6	8	1	2	3	0	38	
25	MASSOUD, Ismael	4	0-4	0-2	4-4	1	3	4	2	2	1	0	0	21	
13	SILLS, Desi	8	2-3	2-3	2-2	0	1	1	3	2	1	0	0	27	
04	GREENE, Tykei	2	1-1	0-0	0-0	0	0	0	0	2	0	0	0	5	
TEAM						0	2	2		1					
TOTALS		116	36-60	13-24	31-33	6	27	33	19	23	12	5	0	200	

	FG	FG%	3FG	3FG%	FT	FT%	
1st Half	21-34	61.8	8-14	57.1	8-8	100.0	Deadball Rebounds: 1, 0
2nd Half	15-26	57.7	5-10	50.0	23-25	92.0	Biggest Run: 9 (16:45 1H)
GAME	36-60	60.0	13-24	54.2	31-33	93.9	Largest Lead: 20 (19:49 2H)
							Technical Fouls: Tomlin (14:01 2H)

Officials: Doug Simmons, Keith Kimble, Michael Greenstein
 Attendance: 10,763 | Start Time: 8:01 p.m. | Game Duration: 2:39
 Texas led for 0:00 // K-State led 39:12 // Game was tied for 0:48
 Lead Changes: 0 // Times Tied: 1

Points From	Off Turnovers	Paint	2nd Chance	Fast Break	Bench
Texas	9	34	8	19	27
K-State	14	42	9	13	14

15 AT 19/16 BAYLOR

Jan. 7, 2023 Waco, Texas / Ferrell Center					
19/16 Baylor	47	39	9	—	95
K-STATE	47	39	11	—	97

▶ On a night when **Markquis Nowell** and **Keyontae Johnson** combined for 56 points, it was reserve **Ish Massoud** who proved to be the difference, as his 3-pointer with 32 seconds in overtime lifted K-State to a thrilling 97-95 win over No. 19/17 Baylor on Jan. 7 before 9,211 fans at Ferrell Center.

▶ Baylor's **Adam Flagler** turned the ball over with 5.3 seconds left and Nowell was fouled immediately, making the first free throw before missing the second – snapping a streak of 29 straight makes – to allow the Bears' one more chance to either win it or force a second overtime, but junior **Caleb Lohner's** 3-pointer was off the mark, setting off a wild celebration on the Wildcat bench.

▶ K-State, which is off to its best start to a season in more than 60 years (1958-59), collected its school-record third consecutive Top 25 victory, including its second in a row over a Top 20 on the road. Although the Wildcats have won as many as 4 straight games over Top 25 opponents, including as recently as the 2018-19 season, no team had ever done it in 3 straight games.

▶ A game after combining for 64 points in the win over No. 6/6 Texas in Austin, the tandem of Nowell (32 points) and Johnson (24 points) collectively scored their 56 points on 19-of-35 field goals, including 6-of-11 from 3-point range.

▶ Nowell starred yet again, posting the first 30-point/10-assist game in school history, dishing out a career-best 14 assists to go with his 32 points. Johnson, who has now scored in double figures in all 15 games, had a near double-double with 24 points and a game-high 9 boards in a career-best 43 minutes. Massoud joined the tandem in double figures with a season-high 13 points on 3-of-4 field goals (all from 3) and a perfect 4-of-4 effort from the line.

▶ After scoring a career-best 36 points against the Longhorns, Nowell became the first Wildcat with consecutive 30-point games since **Michael Beasley** did it in 4 consecutive games from Feb. 23-March 4, 2008. Nowell's 14 dimes tied the school record for assists in a conference game, while they tied for the second-most in school history and were the most by any Wildcat in the last 40 years.

▶ Nowell's 30-point/10-assist game is just the second in Division I in the last 10 seasons, joining Oklahoma's **Trae Young** who did it against TCU in 2017.

▶ The Wildcats posted a 50/40/80 line as a team, connecting on 53.1 percent (34-of-64) from the field, including 44 percent (11-of-25) from 3-point range, while hitting on 85.7 percent (18-of-21) from the free throw line.

BAYLOR (10-5, 0-3 Big 12)														
No.	Name		PTS	FG	3FG	FT	O	D	R	PF	A	T	S	B MIN
00	THAMBA, Flo	F	14	4-6	0-0	6-8	4	3	7	2	2	3	1	0 33
11	BRIDGES, Jalen	F	11	4-7	2-5	1-2	4	3	7	4	0	1	0	2 32
04	GREY, Keyonte	G	22	5-14	0-5	12-16	3	5	4	2	3	3	0	32 32
01	CRYER, L.J.	G	4	1-5	0-3	2-3	0	1	1	3	1	1	0	31
10	FLAGLER, Adam	G	23	8-15	3-6	4-5	0	1	1	4	7	2	1	1 33
03	BONNER, Dale	T	2	0-4	0-1	2-2	0	1	1	2	6	1	1	0 19
05	OJIANWUNA, Josh	G	6	3-5	0-0	0-1	2	3	1	1	0	0	0	0 12
13	LOVE, Langston	T	10	3-5	2-2	2-2	0	1	1	1	0	0	0	0 20
03	LOHNER, Caleb	3	1-4	1-3	0-0	2	4	6	1	1	1	0	0	0 13
						2		2						
TOTALS			95	29-65	8-25	29-38	15	21	36	21	21	12	7	3 225

2022-23 BOXSCORES/RECAPS

16OKLAHOMA STATE

Jan. 10, 2023 | Manhattan, Kan. / Bramlage Coliseum

Oklahoma State	32	25	—	57
11/13 K-STATE	30	35	—	65

► Senior **Markquis Nowell** continued his impressive play with a team-high 20 points and game-high 7 assists, as No. 11/13 K-State won its first game as a ranked team in nearly 4 seasons with a gritty 65-57 win over Oklahoma State on Jan. 10 before a sold-out crowd of 11,000 at Bramlage Coliseum.

► K-State, which continued its best start to a season in more than 60 years, extended its winning streak to 9 games, which is the longest since a 10-game streak from Nov. 24, 2013, to Jan. 7, 2014. The team is also 4-0 to start Big 12 play for the first time since 2012-13.

► As expected, the Wildcats took the best shot of a long and athletic Oklahoma State team, which leads the Big 12 in scoring defense (61.5) and ranks third nationally in field goal percentage defense (36.4).

► The Cowboys rode that elite defense to much as a 5-point lead in the first half, including 32-30 at halftime. However, the Wildcats scored 5 of the first 7 points out of halftime to take the lead for good on a trey by junior **Ish Massoud** at 35-34 and force a timeout by coach **Mike Boynton, Jr.**, at the 17:17 mark.

► K-State twice built a 10-point lead, including 51-41, with just over 10 minutes remaining to cap a 9-0 run and 56-46 after a layup by junior **Nae'Qwan Tomlin** with just over 7 minutes left. However, OSU make a furious comeback with 9 straight points to cut the deficit to 56-55 with 3:10 to play.

► The Wildcats were able to make key plays down the stretch to end the game on a 9-2 run, which included a highlight alley-oop dunk by senior **Keyontae Johnson** from Nowell with 38 seconds left. This 9-2 ending included a pair of free throws from senior **Abayomi Iyiola** and Nowell, the dunk by Johnson and 3 free throws from reserve senior **Desi Sills**.

► Nowell was joined in double figures by Johnson, who kept his double-digit scoring streak alive at 16 games with 12 points on 5-of-11 shooting to go with 6 rebounds and 2 assists, and Sills, who added 11 points on 3-of-8 field goals and 5-of-6 free throws to go with 3 rebounds, 2 assists and 2 steals.

► After scoring 213 points in back-to-back wins over No. 6/6 Texas and 19/17 Baylor, K-State proved it can win in a variety of ways, including on defense. The Wildcats connected on a season-low 35.6 percent (21-of-59) from the field, including 33.3 percent (9-of-27) from 3-point range, but took advantage of 16 turnovers by the Cowboys to score 19 points.

OKLAHOMA STATE (9-7, 1-3 Big 12)														
No.	Name	PTS	FG	3FG	FT	O	D	R	PF	A	TO	S	B	MIN
22	BOONE, Kalib	F	23	9-15	0-0	5-6	2	1	3	2	1	5	2	29
23	SMITH, Tyreek	F	2	1-3	0-0	0-0	3	4	7	1	0	1	2	3
00	ANDERSON III, Avery	G	0	0-3	0-2	0-0	0	2	2	1	3	2	0	12
01	THOMPSON, Bryce	C	5	2-13	0-5	1-1	0	5	5	2	3	2	1	32
51	WRIGHT, John-Michael	G	3	1-9	1-3	0-0	1	1	2	4	0	1	2	0
04	NEWTON, Woody	A	4	2-5	0-1	0-0	2	3	5	1	1	1	2	0
02	HARRIS, Jr., Chris	3	1-4	1-3	0-0	0	2	3	2	1	0	0	0	18
05	ASBERRY, Caleb	15	5-11	3-7	2-2	1	4	5	1	2	1	1	1	27
13	WILLIAMS, Quion	0	0-1	0-1	0-0	1	2	3	1	1	0	0	0	7
25	KOUMA, Bernard	2	1-2	0-0	0-0	1	1	2	1	0	1	1	0	4
TEAM						4	2	6			1			
TOTALS			57	22-66	5-22	8-9	15	27	42	17	13	16	11	6 200
		FG	FG%	3FG	3FG%	FT	FT%	Deadball Rebounds: 2, 0						
1st Half		13-35	37.1	5-15	50.0	9-13	69.2	Biggest Run: 11 (3:18 1H)						
2nd Half		22-33	66.7	6-12	50.0	13-13	100.0	Largest Lead: 5 (3:18 1H)						
GAME		35-68	51.5	11-27	40.7	22-26	84.6	Technical Fouls: None						

K-STATE (15-1, 4-0 Big 12)															
No.	Name	PTS	FG	3FG	FT	O	D	R	PF	A	TO	S	B	MIN	
11	JOHNSON, Keyontae	F	12	5-11	0-2	2-6	1	5	6	2	2	4	0	1	36
35	TOMLIN, Nae'Qwan	F	6	3-13	0-3	0-0	5	2	7	2	1	1	0	3	31
23	IYIOLA, Abayomi	C	4	0-2	0-0	4-4	3	4	7	3	0	3	0	0	16
01	NOWELL, Markquis	G	20	6-12	5-10	3-3	1	4	5	3	7	4	2	0	38
05	CARTER, Cam	G	6	2-5	2-3	0-0	0	6	6	0	2	2	0	0	22
13	SILLS, Desi	11	3-8	0-2	5-6	0	3	3	1	2	1	2	1	30	
25	MASSOUD, Ismael	6	2-7	2-6	0-0	1	1	2	0	0	0	2	0	2	15
04	GREENE, Tykei	0	0-1	0-1	0-0	0	0	0	0	0	1	0	0	0	11
TEAM						3	6				1				
TOTALS		65	21-59	9-27	14-19	14	28	42	11	15	16	6	5	200	
FG FG% 3FG 3FG% FT FT% Deadball Rebounds: 2, 0															
1st Half 10-31 32.3 5-15 33.3 5-6 83.3 Biggest Run: 10 (13:46 2H)															
2nd Half 11-28 39.3 4-12 33.3 9-13 69.2 Largest Lead: 10 (10:10 2H)															
GAME 21-59 35.6 9-27 33.3 14-19 73.7 Technical Fouls: None															

Officials: Kipp Kissingger, Rick Crawford, Bert Smith	
Attendance: 11,000 Start Time: 6:01 p.m. Game Duration: 2:07	
OSU led for 10:01 // K-State led 28:15 // Game was tied for 1:44	
Lead Changes: 0 // Times Tied: 1	
Points From	Off Turnovers
OSU	10
K-State	19
Paint	30
2nd Chance	16
Fast Break	9
Bench	24
	17

17AT 17/17 TCU

Jan. 14, 2023 | Fort Worth, Texas / Schollmaier Arena

17/17 TCU	43	39	—	82
11/13 K-STATE	29	39	—	68

► No. 11/13 K-State saw its 9-game winning streak end on Jan. 14, as No. 17/17 TCU used its stellar defensive pressure to harass the Wildcats into 20 turnovers, which the Horned Frogs converted into 26 points, en route to an 82-68 win before 5,884 fans at Schollmaier Arena.

► TCU, which took control with a 10-0 run midway through the first half, led by 14 points at the half and by as many as 25 in the second half before K-State was able to cut the deficit to 12 on two occasions late. However, the Wildcats could go no closer, as they lost for the first time in nearly 7 weeks.

► Senior **Keyontae Johnson** led three players in double figures with a near double-double of 18 points and 9 rebounds in 38 minutes, while senior **Markquis Nowell** finished with 16 points but with his second-fewest assists (4) on the season to go with 2 rebounds and 2 steals in nearly 38 minutes. Senior **Tykei Greene** provided a spark in the second half with a season-high 11 points on 5-of-7 shooting. Junior **Nae'Qwan Tomlin** grabbed a season-best 10 boards and dished out a season-high 5 assists to go with his 8 points.

► Four Horned Frogs scored in double figures led by senior **Emanuel Miller's** game-high 23 points, while sophomore **Eddie Lampkin** was a force in the paint with 17 points on 6-of-7 shooting. Presaison Big 12 Player of the Year **Mike Miles, Jr.**, notched a double-double with 13 points and a game-high 11 assists.

► A motivated TCU team, which lost on a last-second shot to No. 25/25 Iowa State at home on Jan. 7 before losing an 18-point lead at No. 10/10 Texas on Wednesday, showed why they are the nation's top-ranked transition team (21.4 points per game), using its 15 steals to post a 32-13 advantage in fast-break points. The 32 fast-break points are the most allowed to an opponent since the stat has been kept starting in 2000-01.

► The Horned Frogs were efficient on the offensive end, connecting on 46.5 percent (33-of-71) from the field, while recording an opponent season-high 54 points in the game. They had 22 assists, including a game-high 11 from Miles, with just 10 turnovers. They also were called for just 8 personal fouls.

► The Wildcats finished at 43.1 percent (28-of-65) from the field, including 28.6 percent (6-of-21) from 3-point range, while making 6 of its their 7 free throws.

TCU (14-3, 3-2 Big 12)														
No.	Name	PTS	FG	3FG	FT	O	D	R	PF	A	TO	S	B	MIN
02	MILLER, Emanuel	F	23	9-17	2-3	3-4	4	8	1	4	3	1	0	34
05	O'BANNON, Chuck	F	2	1-4	0-3	0-0	2	3	5	1	0	0	4	3
04	LAMPKIN, Eddie	C	17	6-7	0-0	5-8	4	2	6	1	1	1	1	0
01	MILES, Mike	G	13	6-15	0-5	1-1	1	4	5	1	11	1	3	30
10	BAUGH, Damion	G	11	5-11	0-4	1-2	1	4	5	0	2	1	2	30
11	WALKER, Rondel	3	1-3	1-2	0-0	2	2	2	0	0	0	0	0	8
12	CORK, Xavier	3	1-3	0-0	1-2	1	1	2	1	0	0	0	0	16
21	COLES, Jakobe	4	1-5	0-2	2-2	1	4	5	1	3	3	2	1	14
13	WELLS, Shadaha	4	2-5	0-0	0-0	0	0	0	0	1	0	2	0	16
25	DOUMBIA, Souleymane	2	1-1	0-0	0-0	0	0	0	0	0	0	0	0	1
TEAM						0	1	1			1			
TOTALS			82	33-71	3-19	13-19	14	25	39	8	22	10	15	4 200
		FG	FG%	3FG	3FG%	FT	FT%	Deadball Rebounds: 3, 0						
1st Half		20-40	50.0	0-7	0.0	3-5	60.0	Biggest Run: 10 (10:57 1H)						
2nd Half		13-31	41.9	3-12	25.0	10-14	71.4	Largest Lead: 25 (10:49 2H)						
GAME		33-71	46.5	3-19	15.8	13-19	68.4	Technical Fouls: None						

K-STATE (15-2, 4-1 Big 12)														
No.	Name	PTS	FG	3FG	FT	O	D	R	PF	A	TO	S	B	MIN
11	JOHNSON, Keyontae	F	18	7-16	0-2	4-4	3	6	9	2	2	7	2	1
35	TOMLIN, Nae'Qwan	F	8	4-7	0-0	0-0	3	7	10	2	5	3	0	29
23	IYIOLA, Abayomi	C	0	0-3	0-0	0-0	1	1	2	2	0	2	1	10
01	NOWELL, Markquis	G	16	6-14	2-7	2-2	0	2	2	2	4	6	2	38
05	CARTER, Cam	G	4	2-8	0-4	0-0	1	4	5	2	0	1	2	15
13	SILLS, Desi	5	2-3	1-2	0-0	2	1	3	3	2	0	0	1	31
25	MASSOUD, Ismael	6	2-7	2-4	0-0	1	2	3	3	2	0	0	1	18
04	GREENE, Tykei	11	5-7	1-2	0-1	0	1	0	0	0	0	1	0	11
TEAM						1	3	4						
TOTALS			68	28-65	6-21	6-7	13	26	39	17	25	10	8	4 200

Officials: Ray Natili, Amy Bonner, Tyler Kumpf	
Attendance: 5,884 Start Time: 1:05 p.m. Game Duration: 1:57	
TCU led for 32:47 // K-State led 3:55 // Game was tied for 3:18	
Lead Changes: 3 // Times Tied: 3	
Points From	Off Turnovers
TCU	26
K-State	8
Paint	54
2nd Chance	20
Fast Break	32
Bench	16
	22

182/2 KANSAS

Jan. 17, 2023 | Manhattan, Kan. / Bramlage Coliseum

2/2 Kansas	39	33	10	—	82
13/15 K-STATE	44	28	11	—	83

► Senior **Keyontae Johnson's** lob dunk from fellow senior **Markquis Nowell** with 25 seconds left in overtime proved to be the game-winner, as No. 13/15 K-State outlasted No. 2/2 Kansas, 83-82, in the Dillons Sunflower Showdown on Jan. 17 before a sold-out crowd of 11,000 at Bramlage Coliseum.

► K-State snapped a 7-game losing streak to its longtime rival in the 298th meeting and in the first top-15 matchup since 2013, while ending Kansas' 10-game overall winning streak. The Wildcats are off to their best overall start since 2009-10, while they are 5-1 in Big 12 play for the first time since 2007-08.

► The win was the eighth over the No. 2 team in the country, including the first since defeating No. 2 Baylor, 56-54, in Waco, Texas on Feb. 4, 2017, while it was the highest ranked win since knocking off No. 1 Oklahoma on Feb. 6, 2016. Overall, it was the 26th Top 5 win in school history.

► Kansas had one last chance with 11 seconds left, but junior **Ish Massoud** was able to force junior **Dajuan Harris, Jr.**, into a turnover on the baseline with only a few seconds left to preserve the victory.

► K-State is 9-0 in games decided by single digits (9 points or less), including 4-0 in overtime games. It marks the first time the Wildcats have won 4 overtime games in a season since the 1992-93 team won a school-record 5.

► Johnson was among three Wildcats in double figures, as he and reserve **Desi Sills** each scored a team-leading 24 points, while junior **Nae'Qwan Tomlin** notched his first career double-double with 15 points and a game-high 10 rebounds. Nowell more than made up for his season-low 4 points with 7 assists and a game-best 4 steals while playing nearly 42 minutes.

► The Jayhawks were led junior **Jalen Wilson**, whose game-high 38 points tied the Bramlage Coliseum opponent record with Georgia State's **Anton Reese** from 1998. He joined in double digits by sophomore **KJ Adams, Jr.**, and freshman **Gradey Dick**, who had with 17 and 16 points, respectively.

► Overall, K-State connected on 41.7 percent (25-of-60)

2022-23 BOXSCORES/RECAPS

19TEXAS TECH

Jan. 21, 2023	Manhattan, Kan. / Bramlage Coliseum					
Texas Tech	33	25	—	58		
13/15 K-STATE	28	40	—	68		

▶ No. 13/15 Kansas State used a 14-2 run late in the second half to break a 50-all tie and pull away from Texas Tech, 68-58, on Jan. 21 before a sold-out crowd of 11,000 at Bramlage Coliseum.

▶ Senior **Markquis Nowell** led all scorers with a game-high 23 points to go with a season-high 8 rebounds, 5 assists and 2 steals, as K-State continued its strong start to the season. The Wildcats are off to their best start in more than 60 years, while they moved to 6-1 in Big 12 play for the first time since 2007-08.

▶ With the score knotted at 50-all, K-State took control of the game with its late 14-2 run. Senior **Abayomi Iyiola** started a run of 10 straight points with a free throw after the third media timeout with 7:27 to play, which was followed by a 3-pointer from senior **Keyontae Johnson**, layups by senior **Desi Sills** and junior **Ismael Massoud** and a pair of free throws from Johnson that gave the Wildcats a 60-50 lead with just under 3 to play.

▶ Although Texas Tech broke the 10-0 run with a bucket from senior **Fardaws Aimaq** with under 2 minutes remaining, the Red Raiders could get no closer than the rest of the way, as Nowell sealed it with 6 consecutive free throws.

▶ Nowell was joined in double figures by Johnson, who pulled down his third double-double of the season with 15 points and a game-high 11 rebounds, and Massoud, who added 12 points on 5-of-6 field goals, including 2-of-3 from 3-point range. Iyiola added 7 points, 5 rebounds and 2 assists.

▶ The Red Raiders (10-9, 0-7 Big 12), who entered the game 30th nationally in field goal percentage at 48.1 percent shooting, were held to a season-low 32.4 percent (23-of-71) shooting from the field, including 24.1 percent (7-of-29) from 3-point range, while they made just 5 of 12 free throw attempts.

▶ Texas Tech led 33-28 at the half on the strength of a 14-2 run, which was highlighted by a 3-pointer by Isaacs at the buzzer. The Raiders extended their lead to 45-37 with just over 13 minutes to play on a 10-2 run, but the Wildcats were able to answer with an 11-0 run to regain the lead at 48-45 near the midway point of the half before the game was tied up at 50 with 8:46 to play.

▶ After shooting just 34.6 percent from the field in the first half, K-State hit on 52.4 percent (11-of-21) after halftime. For the game, the Wildcats shot 42.6 percent (20-of-47) from the field, including 32 percent (8-of-25) from 3-point range, while making 74.1 percent (20-of-27) from the free throw line.

TEXAS TECH (10-9, 0-7 Big 12)																
No.	Name	PTS	FG	3FG	FT	O	D	R	PF	A	TO	S	B	MIN		
00	OBANOR, Kevin	F	9	4-12	1-6	0-5	5	3	8	3	3	1	0	0	36	
11	AIMAQ, FARDAWS	C	6	3-8	0-0	0-0	4	2	6	2	1	4	0	0	20	
02	ISAKCS, Pop	G	13	4-16	3-11	2-2	0	2	2	1	3	1	1	0	35	
20	TYSON, Jaylon	G	8	3-12	1-6	1-2	3	4	7	4	0	0	3	1	34	
23	HARMON, De'ion	G	13	5-16	1-5	2-2	1	5	6	1	1	3	2	0	29	
12	BATCHO, Daniel	F	6	3-4	0-0	0-1	3	1	4	3	0	1	1	1	20	
01	WASHINGTON, Lamar	0	0-1	0-0	0-0	0	1	1	1	2	0	1	0	1	15	
24	WALTON, Kerwin	3	1-1	1-1	0-0	0-0	0	0	2	0	2	0	0	0	8	
05	ALLEN, KJ	0	0-1	0-0	0-0	0-0	2	0	2	1	0	0	0	0	4	
TEAM						5	0	5			2					
TOTALS			58	23-71	7-29	5-12	23	18	41	18	10	12	8	2	200	

	FG	FG%	3FG	3FG%	FT	FT%	Deadball Rebounds:	5, 1
1st Half	12-31	38.7	4-9	44.4	0-9	55.6	Biggest Run:	8 (13:20 2H)
2nd Half	11-21	27.5	3-20	15.0	0-3	0.0	Largest Lead:	9 (1:47 1H)
GAME	23-71	32.4	7-29	24.1	5-12	41.7	Technical Fouls:	Batcho

K-STATE (17-2, 6-1 Big 12)																
No.	Name	PTS	FG	3FG	FT	O	D	R	PF	A	TO	S	B	MIN		
11	JOHNSON, Keyontae	F	15	3-7	1-1	8-10	3	8	11	2	3	4	1	0	36	
35	TOMLIN, NaeQwan	F	4	2-5	0-3	0-0	1	1	2	4	1	2	0	1	21	
23	IYIOLA, Abayomi	C	7	2-4	0-1	3-4	2	3	5	1	2	0	0	1	18	
01	NOWELL, Markquis	G	23	5-12	4-11	9-10	1	7	8	1	5	3	2	0	37	
05	CARTER, Cam	G	3	1-6	1-4	0-0	0	0	0	1	2	2	0	2	31	
25	MASSOUD, Ismael	12	5-6	2-3	0-0	1	0	1	1	2	1	0	1	0	22	
13	SILLS, Desi	4	2-5	0-1	0-1	0	4	4	3	0	2	1	0	0	27	
03	NGUESSAN, David	0	0-0	0-0	0-2	0	0	0	0	0	0	0	0	0	4	
04	GREENE, Tykei	0	0-2	0-1	0-0	1	0	1	0	0	0	0	0	0	5	
TEAM						1	4	5								
TOTALS			68	20-47	8-25	20-27	10	27	37	13	15	14	4	5	200	

	FG	FG%	3FG	3FG%	FT	FT%	Deadball Rebounds:	5, 0
1st Half	9-26	34.6	6-17	35.3	4-8	50.0	Biggest Run:	11 (10:04 2H)
2nd Half	11-21	52.4	2-8	25.0	16-19	84.2	Largest Lead:	12 (1:03 2H)
GAME	20-47	42.6	8-25	32.0	20-27	74.1	Technical Fouls:	None

Officials: Kipp Kissinger, Bret Smith, Chance Moore
Attendance: 11,000 | **Start Time:** 1:05 p.m. | **Game Duration:** 2:17
Tech led for 12:07 // K-State led 21-53 // Game was tied for 6:00
Lead Changes: 4 // **Times Tied:** 5

Points From	Off Turnovers	Paint	2nd Chance	Fast Break	Bench
Tech	18	30	19	4	9
K-State	13	20	14	6	16

20AT 12/13 IOWA STATE

Jan. 24, 2023	Ames, Iowa / Hilton Coliseum					
12/13 Iowa State	31	49	—	80		
5/5 K-STATE	33	43	—	76		

▶ In a game befitting the first top-15 matchup in the 246-game history between the schools, No. 12/13 Iowa State made the right plays at the right moments to hold off a late rally by No. 5/5 Kansas State for 80-76 win on Jan. 24 before a sold-out crowd of 14,267 fans at Hilton Coliseum.

▶ Down 59-49 with 8:12 to play, K-State made a late charge behind the play of senior **Markquis Nowell**, who scored 5 points in a 10-1 run that closed the deficit to 60-59 at the 5:43 mark. However, senior **Caleb Grill** made his only shot — a 3-pointer — on the next possession after a big offensive rebound from freshman **Tamin Lipsey** that gave ISU a 63-59 lead and more breathing room.

▶ Five times down the stretch, the Wildcats closed to within one possession but each time the Cyclones seemed to answer any big shot with one of their own to remain perfect (11-0) at home. Nowell, who continued his stellar play with a game-tying 23 points and a game-high 9 assists, missed a layup with 14 seconds left that would've pulled K-State to within 76-75. Lipsey grabbed the defensive rebound and Grill sink a pair of free throws for a 78-73 lead.

▶ Nowell gave the Wildcats' one last chance at 78-76 with 3 seconds left after he made all 3 free throws after being fouled on a 3-pointer, but senior **Jaren Holmes** was able to knock down both free throws for the final margin.

▶ Nowell continued his stellar play with another near double-double, scoring a game-tying 23 points to go with a game-high 9 assists in 38 minutes. He has now scored 20 or more points 7 times this season, including on 6 occasions in Big 12 play. He was one of four Wildcats in double figures, as senior **Keyontae Johnson** grabbed his fourth double-double, including his second straight, with 15 points and 10 rebounds, while sophomore **Cam Carter** and junior **Ismael Massoud** finished with 15 and 13 points, respectively.

▶ Both teams shot better than 50 percent from the field in the game, including an opponent-high 57.1 percent (28-of-49) by Iowa State, which finished with advantages in points off turnovers (25-13), points in the paint (34-28) and second-chance points (17-7). K-State was able to hit on 52.1 percent (25-of-48) of its field goals, including a season-best 56.3 percent (9-of-16) from 3-point range. The 76 points were the most allowed this season by the Cyclones.

▶ The loss spoiled the Wildcats' debut as a Top 5 team, which is the highest in more than a decade since also ranking No. 5 on Dec. 6, 2010.

IOWA STATE (15-4, 6-2 Big 12)																
No.	Name	PTS	FG	3FG	3FG%	FT	O	D	R	PF	A	TO	S	B	MIN	
21	OSUNNIYI, Osum	C	16	4-7	0-0	8-11	2	1	3	2	2	1	1	2	24	
02	GRILL, Caleb	G	5	1-4	1-4	2-2	0	3	3	4	1	1	0	0	25	
03	LIPSEY, Tamin	G	10	5-10	0-2	0-0	4	2	6	3	4	1	3	1	27	
13	HOLMES, Jaren	G	23	8-11	2-3	5-6	0	3	3	1	7	1	1	1	38	
22	KALSCHUR, Gabe	G	19	7-11	2-5	3-4	0	1	1	2	0	1	0	0	40	
00	KING, Tre	2	1-2	0-0	0-0	0	3	3	0	0	0	1	0	1	12	
12	JOHNS, Robert	3	1-1	0-0	1-2	0	1	1	4	0	4	0	1	1	13	
04	WATSON, Demarion	0	0-2	0-2	0-0	1	2	3	1	1	1	1	0	0	17	
24	WARD, Hason	2	1-1	0-0	0-0	0	0	0	1	0	1	1	0	2		
TEAM						2	3	5			2					
TOTALS			80	28-49	5-16	19-25	9	19	28	18	15	13	8	5	200	

	FG	FG%	3FG	3FG%	FT	FT%	Deadball Rebounds:	4, 1
1st Half	13-25	52.0	1-9	11.1	4-6	66.7	Biggest Run:	9 (10:00 1H)
2nd Half	15-24	62.5	4-7	57.1	15-19	78.9	Largest Lead:	10 (11:37 2H)
GAME	28-49	57.1	5-16	31.3	19-25	76.0	Technical Fouls:	None

K-STATE (17-3, 6-2 Big 12)																
No.	Name	PTS	FG	3FG	3FG%	FT	O	D	R	PF	A	TO	S	B	MIN	
11	JOHNSON, Keyontae	F	15	6-12	0-2	3-6	1	9	10	3	0	5	2	0	34	
35	TOMLIN, NaeQwan	F	6	2-3	0-0	0-0	0	0	0	3	2	2	0	0	32	
23	IYIOLA, Abayomi	C	2	1-1	0-0	0-0	0	0	0	3	0	2	0	0	13	
01	NOWELL, Markquis	G	23	6-17	4-5	7-8	1	1	2	9	4	3	0	3	38	
05	CARTER, Cam	G	15	5-5	1-1	4-4	0	1	1	4	0	2	1	0	28	
25	MASSOUD, Ismael	13	4-6	4-5	1-2	0	0	0	5	0	0	0	0	0	27	
13	SILLS, Desi	0	0-3	0-3	0-2	0	2	2	1	2	1	1	0	0	21	
04	GREENE, Tykei	2	1-1	0-0	0-1	1	0	1	0	0	0	0	0	0	7	
TEAM						3	1	4								
TOTALS			76	25-48	9-16	17-25	6	14	20	22	13	14	9	0	200	

	FG	FG%	3FG	3FG%	FT	FT%	Deadball Rebounds:	5, 0
1st Half	12-25	48.0	3-9	33.3	6-10	60.0	Biggest Run:	7 (5:43 2H)
2nd Half	13-23	56.5	6-7	85.7	11-15	73.3	Largest Lead:	4 (14:44 1H)
GAME	25-48	52.1	9-16	56.3	17-25	68.0	Technical Fouls:	None

Officials: Keith Kimble, James Breeding, Kelly Self
Attendance: 14,267 | **Start Time:** 8:05 p.m. | **Game Duration:** 2:19
ISU led for 26:09 // K-State led 9-52 // Game was tied for 3:59
Lead Changes: 13 // **Times Tied:** 7

Points From	Off Turnovers	Paint	2nd Chance	Fast Break	Bench
ISU	25	34	17	5	7
K-State	13	28	7	8	15

21FLORIDA

Jan. 28, 2023	Manhattan, Kan. / Bramlage Coliseum					
Florida	16	34	—	50		
5/5 K-STATE	37	27	—	64		

▶ No. 5/5 K-State turned up the defensive pressure, holding Florida to a season-low 50 points on 31 percent shooting, as the Wildcats snapped a 4-game losing streak in the SEC/Big 12 Challenge with a 64-50 win over the Gators on Jan. 28 before a sold-out crowd of 11,000 at Bramlage Coliseum.

▶ K-State (18-3) continued its best start to a season in nearly 50 years, as the Wildcats earned their first win in the Challenge series since a 56-51 win over Georgia at home on Jan. 27, 2018. The team also finished its non-conference season at 12-1, which is the best mark since going 13-1 in 2009-10.

▶ After allowing 80 points on 57 percent shooting in the loss to No. 12/12 Iowa State on Tuesday, K-State set the tone for the game in the first half, playing its best defensive half of the season, as the Wildcats allowed just 16 points to the Gators (12-9) on just 20.7 percent (6-of-29) shooting.

▶ K-State, which never trailed in the contest, took advantage of its top-notch defensive effort to build as much as a 21-point advantage in the first half, as the Wildcats ended the half with an 11-0 run. Although Florida opened the second half with a 10-0 run that cut the deficit to 37-26, the lead never dipped below double figures, as K-State put the game away with an 11-1 run that pushed its lead to a game-high 23 points with 5 minutes remaining.

▶ The 50 points tied for an opponent-low, also done in wins over Wichita State and UIW, while it was the lowest field goal percentage by opponent this season.

▶ It was a special night for senior **Keyontae Johnson**, who recorded his third consecutive double-double, against his former team. He played his first 3 years for the Gators before a medical emergency on Dec. 12, 2020, sidelined him for much of his junior (2020-21) and all of his senior season (2021-22).

▶ Johnson finished with a game-tying 13 points and game-best 11 rebounds for his 18th career double-double and his fifth of the season. He was among 3 Wildcats in double figures, along with senior **Markquis Nowell** (13 points) and junior **NaeQwan Tomlin** (11 points). In all, five players had at least 9 points.

▶ Nowell flirted with the school's first triple-double, as he collected 13 points, a career-tying 9 rebounds and a game-high 8 assists in 33 minutes. Tomlin added 11 points and 6 rebounds. Sophomore **Cam Carter** had all-around solid night with 9 points, 5 rebounds, 4 assists and 2 steals in nearly 30 minutes.

2022-23 BOXSCORES/RECAPS

22 AT 8/8 KANSAS

Jan. 31, 2023 | Lawrence, Kan. / Allen Fieldhouse

8/8 Kansas	49	41	—	90
7/6 K-STATE	37	41	—	78

► No. 7/6 K-State could not overcome a poor shooting night, as the Wildcats shot a season-low 33.9 percent from the field in falling 90-78 to No. 8/8 Kansas in the 299th edition of the Dillons Sunflower Showdown on Jan. 31 before a sold-out crowd of 16,300 at Allen Fieldhouse.

► In just the 10th meeting as Top 10 opponents, including the first time since 2010, the Jayhawks took control of the game with a 13-3 run over a pivotal stretch late in the first half to take a 49-37 lead into the half. The Wildcats got to within striking distance at 54-48 with just under 16 to play and within single digits at 83-74 with 2:28 left but could get no closer in falling for the 17th consecutive time at Allen Fieldhouse.

► The tandem of seniors **Keyontae Johnson** and **Markquis Nowell** were impressive despite the loss, combining for 45 points, while Johnson collected his team-leading sixth double-double, including his fourth in a row, with 22 points and 12 rebounds. Nowell earned his team-best eighth 20-point game of the season with a team-best 23 points.

► Juniors **Nae'Qwan Tomlin** and **David N'Guessan** also registered double figures with 11 and 10 points, respectively. Tomlin had a near double-double for the second consecutive game against the Jayhawks, grabbing 8 rebounds. N'Guessan performed well in his first Big 12 start, scoring his 10 points to go with 6 rebounds in more than 30 minutes. He had missed the first 6 Big 12 games due to injury and only played 4 minutes off the bench vs. Texas Tech.

► Kansas (18-4, 6-3 Big 12) got a stellar effort from All-American candidate **Jalen Wilson**, who had a near double-double with 20 points and 8 rebounds. However, it was two players — junior **Dejuan Harris, Jr.**, and senior **Kevin McCullar, Jr.** — who had poor games in the previous loss to K-State on Jan. 17 who helped the Jayhawks even the season series. The duo combined for 34 points, including a career-tying 18 from Harris on 7-of-12 shooting while McCullar added a double-double with 16 points and a game-high 13 rebounds.

► Neither team shot the ball well, as Kansas hit on 40.3 percent (27-of-67) from the field, including 40.7 percent (11-of-27) from 3-point range, compared to the 33.9 percent (20-of-59) from K-State, including 33.3 percent (7-of-21) from long range. However, each team took advantage of the 47 personal fouls in the game, combining 56 points, as the Wildcats shot 86.1 percent (31-of-36) from the free throw line, while the Jayhawks made 71.4 percent (25-of-35) from the stripe.

KANSAS (18-4, 6-3 Big 12)																
No.	Name		PTS	FG	3FG	FT	O	D	R	PF	A	T	S	B	MIN	
10	WILSON, Jalen	F	20	5-15	4-9	6-8	1	7	8	3	4	5	1	0	39	
24	ADAMS, Jr., KJ	F	9	4-6	0-0	0-1	2	1	3	3	1	1	0	1	18	
03	HARRIS, Dajuan	G	18	7-12	2-6	2-4	0	0	0	3	2	1	0	1	34	
03	DICK, Grady	G	9	2-8	1-3	4-4	1	4	5	4	1	1	1	0	27	
15	MCCULLAR, Kevin	G	16	2-10	2-3	10-12	3	10	13	5	4	0	2	1	30	
23	UDEH, Ernest	3	1-1	0-0	1-2	3	3	6	4	0	0	0	1	3	10	
01	YESUFU, Joseph	5	1-7	1-4	2-3	0	0	0	0	1	1	0	1	0	14	
00	PETTIFORD, Bobby	6	3-4	0-0	0-0	1	3	4	0	1	1	0	0	0	13	
21	CLEMENCE, Zach	5	2-4	1-2	0-1	0	3	3	1	1	1	2	3	15		
TEAM							2	0	2							
TOTALS			90	27-67	11-27	25-35	13	31	44	23	15	9	8	9	200	
		FG	FG%	3FG	3FG%	FT	FT%	Deadball Rebounds: 4, 0								
1st Half		14-34	41.2	8-16	50.0	13-17	76.5	Biggest Run: 8 (8:59 1H)								
2nd Half		13-33	39.4	3-11	27.3	12-18	66.7	Largest Lead: 16 (11:05 2H)								
GAME		27-67	40.3	11-27	40.7	25-35	71.4	Technical Fouls: Yesufu (0:54 1H)								

K-STATE (18-4, 6-3 Big 12)																	
No.	Name	PTS	FG	3FG	FT	O	D	R	PF	A	T	S	B	MIN			
03	N'GUESSAN, David	F	10	2-6	0-0	6-8	4	2	6	4	1	0	0	0	20		
11	JOHNSON, Keyontae	F	22	7-19	2-4	6-7	0	12	12	4	0	2	0	0	36		
35	TOMLIN, Nae'Qwan	F	11	4-7	1-2	2-2	1	7	8	2	1	3	0	0	32		
01	NOWELL, Markquis	G	23	5-18	3-11	10-11	0	3	3	3	4	5	2	0	39		
05	CARTER, Cam	G	3	1-4	1-2	0-0	1	3	4	2	2	2	1	0	19		
13	SILLS, Desi	7	0-1	0-1	7-8	0	3	3	3	2	1	1	1	35			
25	MASSOUD, Ismael	2	1-3	0-1	0-0	1	2	4	0	0	0	0	0	0	14		
04	GREENE, Tykei	0	0-0	0-0	0-0	0	0	0	0	0	0	0	0	0	2		
23	NYOLA, Abayomi	0	0-1	0-0	0-0	0	1	1	0	0	0	0	0	1	3		
TEAM						2	1	3									
TOTALS			78	20-59	7-21	31-36	9	33	42	24	10	13	4	2	200		
		FG	FG%	3FG	3FG%	FT	FT%	Deadball Rebounds: 4, 0									
1st Half		11-30	36.7	5-14	35.7	10-12	83.3	Biggest Run: 10 (6:53 1H)									
2nd Half		9-29	31.0	2-7	28.6	21-24	87.5	Largest Lead: 3 (16:24 1H)									
GAME		20-59	33.9	7-21	33.3	31-36	86.1	Technical Fouls: Coach (11:40 1H)									

Officials: John Higgins, Kipp Kissinger, Marques Pettigrew
Attendance: 16,300 | **Start Time:** 7:02 p.m. | **Game Duration:** 2:09
Kansas led for 36:32 // K-State led 1:02 // Game was tied for 2:26
Lead Changes: 2 // **Times Tied:** 2

Points From	Off Turnovers	Paint	2nd Chance	Fast Break	Bench
Kansas	21	28	11	21	19
K-State	12	20	6	12	9

23 10/9 TEXAS

Feb. 4, 2023 | Manhattan, Kan. / Bramlage Coliseum

10/9 Texas	25	44	—	69
7/6 K-STATE	36	30	—	66

► No. 10/9 Texas rallied from a 14-point deficit with an impressive second-half effort, as the Longhorns handed No. 7/6 K-State its first home loss with a 69-66 win on Feb. 4 before a sold-out crowd of 11,000 at Bramlage Coliseum.

► K-State had one last chance to send the game to overtime with 5 seconds left, but junior **Ishmael Massoud's** 3-pointer was off the mark at the buzzer, as Texas (19-4, 8-2) extended its lead in the Big 12 standings.

► Senior **Keyontae Johnson** led three Wildcats in double figures with a game-high 16 points on 6-of-10 field goals, including 2-of-3 from 3-point range, in 24 minutes. Senior **Desi SilIs** chipped in 11 points, 5 rebounds and 3 assists, while senior **Markquis Nowell** added 10 points, 6 rebounds and 3 assists.

► Down by 14 points in the first half and 11 at halftime after shooting just 30.4 percent (7-of-23) from the field, including 11.1 percent (1-of-9) from 3-point range, the Longhorns came out on fire to start the second half, using a 14-4 run to close the deficit to 40-39 just after the first media timeout

► K-State stayed ahead for the next few minutes before a layup by **Christian Bishop** and a 3-pointer from **Sir Jabari Parker** gave Texas the lead for the first time at 51-48 with just over 10 minutes left. Twice, they built the lead to 6 points before K-State rallied to tie the game at 64-64 on a 12-6 spurt that included production from four players, including 4 points from SilIs.

► The teams traded the lead over the next few minutes, including a floater by Nowell for a 66-65 lead with just over a minute to play before a driving layup by Bishop and two free throws by Parker provided the final margin.

► After shooting 30.4 percent in the first half, Texas responded by connecting on 57.1 percent (16-of-28) in the second half, including 42.9 percent (3-of-7) from 3-point range. The Longhorns finished at 45.1 percent (23-of-51) from the field, including 25 percent (4-of-16) from long range. They were stellar from the free throw line, knocking down 79.2 percent (19-of-24).

► For the game, K-State hit on 44 percent (22-of-50) from the field, including 31.6 percent (6-of-19) from 3-point range, and made 80 percent (16-of-20) from the line. The Wildcats connected on 46.2 percent (12-of-26) in first half.

► The game included 36 combined turnovers with each team scoring 19 points off those miscues, while the teams had 40 combined personal fouls.

TEXAS (19-4, 8-2 Big 12)																	
No.	Name	PTS	FG	3FG	FT	O	D	R	PF	A	T	S	B	MIN			
00	ALLEN, Timmy	F	10	2-6	0-0	6-8	0	3	3	1	4	2	1	2	31		
01	DISU, Dylan	F	4	2-3	0-0	0-0	2	2	3	0	1	0	2	1	11		
23	MITCHELL, Dillon	F	2	1-2	0-0	0-0	0	3	3	4	4	1	0	20			
04	HUNTER, Tyrese	G	10	4-8	1-4	1-2	1	1	2	1	1	3	1	0	35		
05	CARR, Marcus	G	10	4-10	0-5	2-2	0	1	1	1	4	1	0	0	39		
32	BISHOP, Christian	14	6-11	0-1	2-3	5	1	6	3	0	3	2	2	26			
10	RICE, Sir Jabari	14	2-6	2-4	8-9	3	7	10	4	1	1	1	0	18			
30	CUNNINGHAM, Brock	5	2-4	1-2	0-0	0	3	3	4	2	2	1	0	16			
02	MORRIS, Artero	0	0-1	0-0	0-0	0	0	0	0	0	0	0	0	5			
TEAM						0	0	0			1						
TOTALS			69	23-51	4-16	19-24	9	21	30	21	16	17	8	5	200		
		FG	FG%	3FG	3FG%	FT	FT%	Deadball Rebounds: 1, 0									
1st Half		7-23	30.4	1-9	11.1	10-11	90.9	Biggest Run: 7 (18:59 2H)									
2nd Half		16-28	57.1	3-7	42.9	9-13	69.2	Largest Lead: 6 (8:44 2H)									
GAME		23-51	45.1	4-16	25.0	19-24	79.2	Technical Fouls: None									

K-STATE (18-5, 6-4 Big 12)																	
No.	Name	PTS	FG	3FG	FT	O	D	R	PF	A	T	S	B	MIN			
03	N'GUESSAN, David	F	5	2-3	1-1	0-0	1	2	3	1	2	1	0	0	23		
11	JOHNSON, Keyontae	F	16	6-10	2-3	2-4	1	2	3	4	1	1	0	0	24		
35	TOMLIN, Nae'Qwan	F	8	2-6	0-1	4-4	3	2	5	2	2	4	4	1	31		
01	NOWELL, Markquis	G	10	4-11	0-5	2-2	0	6	6	4	3	6	1	0	38		
05	CARTER, Cam	G	5	2-3	1-1	0-0	0	1	1	1	1	0	4	0	22		
13	SILLS, Desi	11	4-6	1-2	2-4	0	5	5	4	3	1	1	0	34			
23	NYOLA, Abayomi	6	1-2	0-0	4-4	2	4	6	1	0	0	0	0	15			
25	MASSOUD, Ismael	5	1-9	1-6	2-2	0	1	1	1	1	0	0	0	13			
04	GREENE, Tykei	0	0-0	0-0	0-0	0	0	0	0	0	0	0	0	0+			
TEAM						1	2	1			1						
TOTALS			66	22-50	6-19	16-20	8	23	31	19	11	9	8	1	200		
		FG	FG%	3FG	3FG%	FT	FT%	Deadball Rebounds: 3, 0									
1st Half		12-26	46.2	4-12	33.3	8-9	88.9	Biggest Run: 8 (6:19 1H)									
2nd Half		10-24	41.7	2-7	28.6	8-11	72.7	Largest Lead: 14 (6:19 1H)									
GAME		22-50	44.0	6-19	31.6	16-20	80.0	Technical Fouls: None									

Officials: Gary Maxwell, Bret Smith, Chance Moore

2022-23 BOXSCORES/RECAPS

25
AT TEXAS TECH

Feb. 11, 2023 | Lubbock, Texas / United Supermarkets Arena

Texas Tech	33	38	—	71
12/11 K-STATE	26	37	—	63

▶ No. 12/11 K-State had numerous chances to take the lead in the final minutes but could not quite make the right play at the right time in falling 71-63 at Texas Tech on Feb. 11 before a crowd of 12,973 at United Supermarkets Arena.

▶ The Wildcats had opportunities to win the game down the stretch despite a season-high 23 turnovers which the Red Raiders converted into 28 points. It is the most points allowed to an opponent via turnovers since Texas Tech scored 30 in a win at Bramlage Coliseum on Jan. 17, 2020.

▶ Seven times in the last 12 minutes K-State was within one possession and each time Texas Tech had an answer. The Red Raiders responded with 3-point plays after the Wildcats closed to within 2 points at 43-41 and 46-44 midway through the second half.

▶ K-State closed to 50-49 on 2 free throws by senior **Keyontae Johnson** and a 3-pointer from reserve **Desi Sills** with under 9 minutes to play then again at 52-51 on 2 more free throws by senior **Markquis Nowell** with 8:19 remaining. However, each time Texas Tech made a clutch shot, including a dunk by junior **D'Maurian Williams** after the Sills' 3-pointer and a layup by senior **De'Vion Harmon**, who led all scorers with 20 points, after Nowell's free throws.

▶ Two more free throws by Nowell gave the Wildcats' one last opportunity at 62-61 with 1:45 to play, but the Red Raiders were able to answer with a layup from sophomore **Jaylon Tyson** that ignited a 9-2 run to end the game that included a jumper from Harmon and 4 free throws from senior **Kevin Obanor**.

▶ Nowell led three players in double figures with 18 points, while Sills and junior **Nae'Qwan Tomlin** added 12 and 10 points, respectively. Johnson did not reach double figures for the first time this season, scoring 9 points on 3-of-11 field goals but he did grab a game-high 8 rebounds to go with 3 assists.

▶ For the game, K-State hit on just 35.2 percent (19-of-54) of its field goals, including 23.1 percent (6-of-26) from long range, while hitting on 67.9 percent (19-of-28) from the free throw line. Although the Wildcats were able to turn the Red Raiders over 18 times, they scored just 14 points off those miscues.

▶ Texas Tech got a spirited effort from Harmon — the transfer from Oklahoma and Oregon — who led all scorers with 20 points. Three others scored in double figures, including 13 from freshman **Lamar Washington** off the bench.

TEXAS TECH (13-12, 2-10 Big 12)																		
No.	Name	PTS	FG	3FG	FT	O	D	R	PF	A	TO	S	B	MIN				
00	OBANOR, Kevin	F	10	2-5	1-3	5-6	1	5	6	4	0	3	0	25				
20	TYSON, Jaylon	G	11	4-8	2-4	1-1	1	4	5	2	0	5	1	33				
22	FISHER, Elijah	G	2	1-3	0-2	0-0	0	3	3	3	0	1	1	0	13			
23	HARMON, De'Vion	G	20	7-16	1-4	5-8	0	3	3	0	4	1	1	0	31			
24	WALTON, Kerwin	G	2	0-3	0-3	2-2	0	0	0	3	0	0	0	15				
11	AIMAQ, FARDOUS		2	1-3	0-0	0-1	0	1	1	4	2	2	3	1	23			
01	WASHINGTON, Lamar		13	4-7	2-4	3-3	0	2	2	4	4	2	5	0	19			
03	WILLIAMS, D'Maurian	S	5	2-5	1-4	0-1	0	2	2	1	2	0	2	16				
04	JENNINGWS, Robert	3	1-3	0-0	1-2	3	1	4	2	0	0	0	2	13				
05	ALLEN, KJ		3	1-2	0-1	1-1	0	3	3	1	2	1	1	0	13			
TEAM																		
TOTALS			71	23-55	7-25	18-25	6	26	32	24	12	18	14	4	200			
1st Half			FG	FG%	3FG	3FG%	FT	FT%	Deadball Rebounds: 9, 1									
			12-32	37.5	4-15	26.7	5-7	71.4	Biggest Run: 8 (0:28 2H)									
2nd Half			11-23	47.8	3-10	30.0	13-18	72.2	Largest Lead: 9 (0:28 1H)									
GAME			23-55	41.8	7-25	28.0	18-25	72.0	Technical Fouls: Obanor, Washington									

K-STATE (19-6, 7-5 Big 12)																		
No.	Name	PTS	FG	3FG	FT	O	D	R	PF	A	TO	S	B	MIN				
03	N'GUESSAN, David	F	0	0-0	0-0	0-0	1	3	4	4	1	2	1	0	17			
11	JOHNSON, Keyontae	F	9	3-11	1-4	2-3	2	6	8	1	3	5	0	36				
35	TOMLIN, Nae'Qwan	F	10	3-6	1-3	3-4	5	2	7	5	1	3	2	0	18			
01	NOWELL, Markquis	G	18	5-19	1-10	7-7	0	2	3	4	7	4	0	39				
05	CARTER, Cam	G	0	0-3	0-3	0-2	0	1	1	1	0	0	0	26				
13	SILLS, Desi		12	5-9	1-2	1-4	1	3	4	3	1	4	1	0	31			
25	MASSOUD, Ismael		6	2-4	2-4	0-0	0	2	2	3	1	1	0	12				
23	IYIOLA, Abayomi		7	1-1	0-0	5-6	2	3	5	1	0	0	1	16				
04	GREENE, Tykei		1	0-1	0-0	1-2	1	1	2	1	0	1	0	5				
TEAM																		
TOTALS			63	19-54	6-26	19-28	12	24	36	22	11	23	9	200				
1st Half			FG	FG%	3FG	3FG%	FT	FT%	Deadball Rebounds: 5, 0									
			9-26	34.6	3-12	25.0	5-9	55.6	Biggest Run: 6 (11:40 2H)									
2nd Half			10-28	35.7	3-14	21.4	14-19	73.7	Largest Lead: 5 (10:19 1H)									
GAME			19-54	35.2	6-26	23.1	19-28	67.9	Technical Fouls: Sills, N'Gueassan									

Officials: Keith Kimble, Kelly Self, Brooks Wells
Attendance: 12,973 | Start Time: 6:02 p.m. | Game Duration: 2:30
Tech led for 24:21 // K-State led 10:10 // Game was tied for 5:29
Lead Changes: 7 // Times Tied: 7

Points From	Off Turnovers	Paint	2nd Chance	Fast Break	Bench
Texas Tech	28	28	5	13	26
K-State	14	26	11	11	26

26
AT OKLAHOMA

Feb. 14, 2023 | Norman, Okla. / Lloyd Noble Center

Oklahoma	36	43	—	79
12/14 K-STATE	36	29	—	65

▶ Oklahoma hit on an opponent season-tying 11 3-pointers, including 3 during a key 12-0 run early in the second half, as the Sooners earned a 79-65 win over No. 12/14 K-State on Feb. 14 before a crowd 5,167 at the Lloyd Noble Center.

▶ Oklahoma saw five players connected on at least one 3-pointer, including 3 each by senior **Grant Sherfield** and freshman **Milos Uzan**, as the Sooners tied an opponent season-high with 11 made triples while making 47.8 percent of their shots from beyond the arc. The Wildcats entered with the Big 12's best and nation's 12th-best 3-point field goal percentage defense at 28.6 percent.

▶ Sherfield led all scorers with 22 points to go with a game-tying 6 assists and 8 rebounds to help the Sooners snap a 4-game losing streak.

▶ Oklahoma carried the momentum of a 3-pointer by Sherfield that knotted the score at 36-all right before halftime into the second half, using the 12-0 run to build a double-digit lead with just over 16 minutes to play. Sherfield, senior **Tanner Groves** and Uzan all hit treys during the run.

▶ Down 60-45 midway through the second half, the Wildcats got some positive momentum with an 8-1 run that cut the deficit to 61-53 with over 7 minutes to play. However, the Sooners ended any hopes of a further comeback with a 9-1 run, which was capped by a 3-pointer from sophomore **Bijan Cortes** — the team's 11th trey — that extended the lead to 70-54 with 4:50 remaining.

▶ Overall, the Sooners scored their 79 points on 51 percent (25-of-49) shooting, including 43 points after halftime on 61.1 percent (11-of-18) shooting.

▶ K-State saw four players score in double figures led by junior **Nae'Qwan Tomlin**, who collected his second double-double with 17 points and a game-high 10 rebounds. Seniors **Markquis Nowell** and **Keyontae Johnson** each scored 14 points, while fellow senior **Abayomi Iyiola** added 11 points.

▶ Sherfield was joined in double figures by Groves, who had 16 points on 5-of-7 field goals, including 2-of-3 from long range, as well as Uzah and senior **Jalen Hill**, who scored 13 and 12 points, respectively.

▶ Oklahoma has now won 3 straight in the series with K-State, along with the last 3 at the Lloyd Noble Center.

OKLAHOMA (13-13, 3-10 Big 12)																		
No.	Name	PTS	FG	3FG	FT	O	D	R	PF	A	TO	S	B	MIN				
01	HILL, Jalen	F	12	4-9	2-4	2-4	2	5	7	2	2	0	0	36				
35	GROVES, Tanner	F	16	5-7	2-3	4-8	0	6	6	1	1	0	2	1	31			
03	OWEH, Otega	G	6	1-2	0-0	4-7	0	2	2	3	1	3	2	1	27			
12	UZAN, Milos	G	13	5-8	3-5	0-0	0	1	1	4	2	1	0	0	27			
25	SHERFIELD, Grant	G	22	7-15	3-7	5-5	1	7	8	1	6	2	1	0	38			
10	GODWIN, Sam		0	0-0	0-0	0-0	2	0	2	4	0	1	0	0	9			
34	GROVES, Jacob	0	0-3	0-3	0-0	1	1	2	1	0	0	0	0	8				
04	BAUMISLE, Joe	2	0-1	0-0	2-2	1	0	1	1	1	0	1	1	0	9			
14	CORTES, Bijan		8	3-4	1-1	1-2	0	2	2	1	1	2	2	0	16			
30	MOSER, Jake		0	0-0	0-0	0-0	0	0	0	0	0	0	0	0	0	0	0	0
44	SEACAT, Blake		0	0-0	0-0	0-0	0	0	0	0	0	0	0	0	0	0	0	0
TEAM																		
TOTALS			79	25-49	11-23	18-25	7	25	32	18	13	11	8	2	200			
1st Half			FG	FG%	3FG	3FG%	FT	FT%	Deadball Rebounds: 6, 0									
			14-31	45.2	6-16	37.5	2-4	50.0	Biggest Run: 12 (16:32 2H)									
2nd Half			11-18	61.1	5-7	71.4	16-24	66.7	Largest Lead: 16 (4:50 2H)									
GAME			25-49	51.0	11-23	47.8	18-28	64.3	Technical Fouls: None									

K-STATE (19-7, 7-6 Big 12)																		
No.	Name		PTS	FG	3FG	FT	O	D	R	PF	A	TO	S	B	MIN			
03	N'GUESSAN, David	F	0	0-0	0-0	0-0	0	0	0	0	0	1	0	0	2			
11	JOHNSON, Keyontae	F	14	6-11	1-3	1-3	1	3	4	4	3	3	3	0	39			
35	TOMLIN, Nae'Qwan	F	17	8-15	0-2	1-2	4	6	10	3	1	2	0	1	32			
01	NOWELL, Markquis	G	14	4-13	2-9	4-4	1	4	5	1	6	4	3	0	37			
05	CARTER, Cam	G	0	0-4	0-1	0-0	0	2	2	1	0	0	2	2	0			
23	IYIOLA, Abayomi		11	4-5	0-0	3-4	0	1	1	3	2	0	0	0	18			
13	SILLS, Desi		4	1-5	0-2	2-2	0	2	2	3	1	1	0	0	32			
04	GREENE, Tykei		0	0-0	0-0	1-1	2	2	3	1	0	1	0	1	10			
25	MASSOUD, Ismael		5	2-5	1-3	0-0	1	0	1	3	0	0	0	0	11			
TEAM							3	1	4		1							
TOTALS			65	25-58	4-20	11-15	11	20	31	20	14	9	2	200				
			FG	FG%	3FG	3FG%	FT	FT%	Deadball Rebounds: 1, 1									
1st Half			16-33	48.5	2-12	16.7	4	50	Biggest Run: 11 (15:36) Nowell									
2nd Half			9-25	36.0	2-8	25.0	9-11	81.8	Largest Lead: 4 (15:36) Nowell									
Game			25-58	43.1	4-20	20.0	11-15	73.3	Tactical Fouls: 20 (Nowell)									

2022-23 BOXSCORES/RECAPS

289/10 BAYLOR

Feb. 21, 2023 | Manhattan, Kan. / Bramlage Coliseum

9/10 Baylor	34	31	—	65
14/16 K-STATE	31	44	—	75

► No. 14/16 K-State rallied from a halftime deficit for the second consecutive game with a dominant second-half performance as the Wildcats tied the school-record for AP Top 25 wins with seven in a 75-65 win over No. 9/10 Baylor on Feb. 21 before a sellout crowd of 11,000 at Bramlage Coliseum.

► Down 34-31 at the break, K-State scored 44 points in the second half on 57.7 percent (15-of-26) shooting with 22 coming in the paint. For the game, the Wildcats connected on 48.3 percent (28-of-58) from the field, including 64.9 percent (24-of-37) inside the 3-point arc. The team had a season-low 7 turnovers, while dishing out 20 assists on 28 made field goals with senior **Markquis Nowell** collecting a game-high 10 assists without a single turnover.

► Senior **Keyontae Johnson** led three Wildcats in double figures with a game-high 25 points on 11-of-17 field goals. Joining Johnson in double figures was Nowell with 14 points to go with his game-high 10 assists and sophomore **Cam Carter**, who added 10 points to go with career-tying 8 rebounds.

► The Wildcats led by 10 points with just over 7 minutes to play in the first half before the Bears got hot from 3-point range to take a 34-26 lead with 1:32 left before halftime. Junior **Nae'Qwan Tomlin** was able to go on a 5-0 run to cut the deficit to 34-31 to give the squad some momentum heading into halftime.

► A 3-pointer by Johnson tied the game at 34-all on the first possession of the second half, as K-State snatched the lead for good on back-to-back jump shots by their senior with 15:29 to play. The consecutive baskets by Johnson started a 12-3 run by the Wildcats that extended the lead to 49-43 and forced Baylor head coach **Scott Drew** to call a timeout with 12:19 remaining.

► K-State kept the pressure on out of the timeout, scoring 3 consecutive baskets all from different players to push the lead to 55-44 and force another Baylor timeout with just over 8 to play. The lead grew to as many as 14 points after 2 Nowell free throws at the 4:23 mark, as he finished off the Wildcats' scoring from the line with 6 consecutive makes as part of a perfect 10-of-10 performance.

► As impressive as the offense was in the second half, the defense was equally as impressive, as the Wildcats held the Big 12's second-best scoring offense (78.5 ppg.) and the best in Big 12 play (77.4 ppg.) to 65 points on 40 percent shooting, including 39.3 percent from 3-point range. The Bears scored just 31 points after halftime on 37 percent shooting, including 33.3 percent from long range.

BAYLOR (20-8, 9-6 Big 12)															
No.	Name	PTS	FG	3FG	FT	O	D	R	PF	A	TO	S	B	MIN	
00	THAMBA, Flo	F	2	1-1	0-0	0	0	1	1	2	0	0	0	16	
11	BRIDGES, Jalen	F	6	2-6	0-3	2	5	7	4	4	2	0	0	29	
01	GEORGE, Keyonte	G	23	7-15	4-10	3	4	0	3	3	1	3	1	36	
04	CRYER, L.J.	G	16	6-11	4-7	0	2	1	3	1	6	0	1	35	
10	FLAGLER, Adam	G	4	1-13	0-6	2	2	0	3	3	1	2	1	38	
23	TORAMWA TORATCHOUA, Jonathan	11	4	7-11	1-2	4	5	7	12	2	2	1	0	1	24
13	LOVE, Langston	3	1-2	0-1	1-3	2	0	2	1	1	2	0	0	16	
33	LOHNER, Caleb	0	0-0	0-0	0-0	0	3	3	0	0	0	3	0	6	
TEAM						0	1	1							
TOTALS			65	22-55	11-28	10-16	11	24	35	16	15	13	3	3	200
		FG	FG%	3FG	3FG%	FT	FT%	Deadball Rebounds: 3, 0							
1st Half		12-28	42.9	6-13	46.2	4-5	80.0	Biggest Run: 11 (4:48 1H)							
2nd Half		10-27	37.0	5-15	33.3	6-11	54.5	Largest Lead: 8 (1:32 1H)							
GAME		22-55	40.0	11-28	39.3	10-16	62.5	Technical Fouls: None							

K-STATE (21-7, 9-6 Big 12)																
No.	Name	PTS	FG	3FG	FT	O	D	R	PF	A	TO	S	B	MIN		
11	JOHNSON, Keyontae	F	25	11-17	2-4	1-2	0	1	1	3	4	3	0	39		
35	TOMLIN, Nae'Qwan	F	8	3-6	1-2	1-1	4	4	8	3	1	1	1	0	19	
01	NOWELL, Markquis	G	14	2-11	0-6	10-10	0	2	2	4	10	0	2	0	37	
05	CARTER, Cam	G	10	5-11	0-5	0-1	0	8	8	1	2	1	2	1	33	
13	SILLS, Desi	G	6	2-6	0-2	2-2	0	5	5	1	3	1	0	0	33	
03	NGUESSAN, David	7	3	3-3	0-0	1-5	2	2	4	2	0	1	0	1	0	22
25	MASSOUD, Ismael	5	2-3	1-2	0-0	1	0	1	0	0	0	0	0	0	13	
23	IYIOLA, Abayomi	0	0-1	0-0	0-0	0	0	0	0	0	0	0	0	0	3	
TEAM						2	2	4								
TOTALS			75	28-58	4-21	15-21	9	24	33	14	20	7	5	1	200	
		FG	FG%	3FG	3FG%	FT	FT%	Deadball Rebounds: 3, 1								
1st Half		13-32	40.6	3-12	25.0	2-5	40.0	Biggest Run: 8 (19:34 2H)								
2nd Half		15-26	57.7	1-9	11.1	13-16	81.3	Largest Lead: 14 (4:23 2H)								
GAME		28-58	48.3	4-21	19.0	15-21	71.4	Technical Fouls: None								

Officials: Keith Kimble, James Breeding, Bret Smith
Attendance: 11,000 | Start Time: 6:02 p.m. | Game Duration: 2:02
Baylor led for 8:16 // K-State led 26:36 // Game was tied for 5:08
Lead Changes: 9 // Times Tied: 7

Points From	Off Turnovers	Paint	2nd Chance	Fast Break	Bench
Baylor	5	16	12	9	14
K-State	19	42	7	15	12

29AT OKLAHOMA STATE

Feb. 25, 2023 | Stillwater, Okla. / Gallagher-Iba Arena

Oklahoma State	35	33	—	68
14/16 K-STATE	33	40	—	73

► Consecutive 3-point field goals by senior **Keyontae Johnson** and junior **Ish Massoud** late in the second half gave No. 14/16 K-State the lift it needed in a tight contest, as the Wildcats swept the season series from Oklahoma State with a 73-68 win on Feb. 25 before 11,124 at Gallagher-Iba Arena.

► K-State extended its winning streak to 3 games, while snapping a 5-game road losing streak in Big 12 play. It was the first road win since a 97-95 overtime win at Baylor on Jan. 7. The victory also gave the Wildcats' double-digit wins in league play for the 10th time in the Big 12 era and the first time since 2018-19.

► Trailing 60-59 with 6:23 remaining, K-State took the lead for good on a 3-pointer by Johnson which was followed 50 seconds later by another triple from Massoud that gave the Wildcats a 65-60 lead. After the Cowboys closed to within 65-63 with 2:44 remaining, the Wildcats got key plays down the stretch from their backcourt, including 4 free throws from senior **Markquis Nowell**, a layup from senior **Desi Sills** and 2 free throws from sophomore **Cam Carter**.

► Nowell led three Wildcats in double figures with a game-high 22 points on 5-of-12 field goals, including 3-of-8 from 3-point range, and 9-of-10 free throws, while adding a game-high 8 assists and 4 steals and a team-high 5 rebounds in nearly 39 minutes. Johnson scored 17 points on 7-of-13 shooting, including 3-of-5 from 3-point range, while Sills posted 10 points in his third straight start.

► For the third straight game, K-State had to rally from a halftime deficit, as Oklahoma State used an 11-0 run to take as much as a 6-point lead in the first half. Sills was able to pull the Wildcats to within 35-33 at the break on a pair of free throws and a layup and steal right before the buzzer.

► K-State used a 7-0 run in the first 5 minutes of the second half to take a 40-39 lead, but OSU responded with its own 7-0 run to take its largest lead at 53-45 with just over 12 minutes to play. A key moment came minutes later after the Wildcats closed the gap to 53-49, as head coach **Jerome Tang** was whistled for a technical with 10:49 remaining, allowing the Cowboys to take a 55-49 lead.

► The technical seemed to spark K-State, as the Wildcats rattled off 6 straight points capped by a 3-pointer from Carter to tie the game at 55 with 9:17 left. The teams traded the lead over the next few possessions before the pivotal stretch of 3-pointers from Johnson and Massoud.

► K-State outscored OSU, 24-13, in the final 10:49 after the Tang technical.

OKLAHOMA STATE (16-13, 7-9 Big 12)															
No.	Name	PTS	FG	3FG	FT	O	D	R	PF	A	TO	S	B	MIN	
04	NEWTON, Woody	F	6	2-9	1-4	1-2	2	5	7	3	0	2	1	1	22
22	BOONE, Kalib	F	18	7-11	0-0	4-5	1	2	3	3	1	2	1	3	27
01	THOMPSON, Bryce	G	11	5-10	1-4	0-2	0	2	2	2	4	1	0	0	39
05	ASBERRY, Caleb	G	13	3-9	1-6	6-6	0	5	5	4	4	3	1	0	35
51	WRIGHT, John-Michael	G	12	4-11	2-6	2-2	0	0	0	3	0	0	1	0	38
33	CISSE, Moussa	2	1-2	0-0	0-0	0	1	3	4	1	0	2	0	0	15
02	HARRIS, Jr., Chris	0	0-2	0-2	0-0	0	1	1	1	1	1	0	0	0	12
13	WILLIAMS, Quion	0	0-1	0-1	0-0	0	1	1	0	0	0	0	0	0	8
23	SMITH, Tyreek	6	1-1	0-0	4-5	0	2	2	0	0	0	0	0	1	4
TEAM						3	2	5							
TOTALS			68	23-56	5-23	17-23	7	23	30	17	10	11	4	5	200
			FG	FG%	3FG	3FG%	FT	FT%	Deadball Rebounds: 3, 0						
1st Half			13-30	43.3	3-11	27.3	6-8	75.0	Biggest Run: 11 (1:33 1H)						
2nd Half			10-26	38.5	2-12	16.7	11-15	73.3	Largest Lead: 8 (12:08 2H)						
GAME			23-56	41.1	5-23	21.7	17-23	73.9	Technical Fouls: None						

K-STATE (22-7, 10-6 Big 12)															
No.	Name	PTS	FG	3FG	FT	O	D	R	PF	A	TO	S	B	MIN	
11	JOHNSON, Keyontae	F	17	7-13	3-5	0-0	1	4	5	3	1	2	1	0	39
35	TOMLIN, Nae'Qwan	F	6	3-3	0-0	0-0	0	4	4	4	0	1	0	0	17
01	NOWELL, Markquis	G	22	5-12	3-8	9-10	0	5	5	3	8	7	4	0	39
05	CARTER, Cam	G	7	1-2	1-2	4-6	0	3	3	3	1	0	0	20	
13	SILLS, Desi	G	10	3-7	0-1	4-4	0	4	4	2	1	2	1	0	31
03	NGUESSAN, David	6	3	4-0	0-0	0-0	0	4	4	1	1	1	1	1	20
25	MASSOUD, Ismael	5	2-6	1-4	0-0	0	1	1	2	0	0	0	0	0	14
23	IYIOLA, Abayomi	0	0-1	0-0	0-0	0	1	1	1	0	0	0	1	0	8
04	GREENE, Tykei	0	0-1	0-1	0-0	1	2	3	3	0	0	0	0	1	14
TEAM						2	1	3			1				
TOTALS			73	24-49	8-21	17-20	4	29	33	23	14	16	8	2	200
		FG	FG%	3FG	3FG%	FT	FT%	Deadball Rebounds: 1, 0							
1st Half		11-24	45.8	3-10	30.0	8-10	80.0	Biggest Run: 7 (8:37 1H)							
2nd Half		13-25	52.0	5-11	45.5	9-10	90.0	Largest Lead: 7 (0:22 2H)							
GAME		24-49	49.0	8-21	38.1	17-20	85.0	Technical Fouls: Coach							

Officials: Doug Simmons, Kelly Self, Chance Moore
Attendance: 11,124 | Start Time: 1:05 p.m. | Game Duration: 2:11
OSU led for 15:39 // K-State led 20:51 // Game was tied for 3:30
Lead Changes: 11 // Times Tied: 5

Points From	Off Turnovers	Paint	2nd Chance	Fast Break	Bench
OSU	19	32	4	4	8
K-State	10	30	7	10	11



1

G | SR-TR



MARKQUIS NOWELL

G | 5-8 | 160 | Sr.-1L | Harlem, N.Y. | The Patrick School | Little Rock

[@MrNewYorkCity](#) [mr.newyorkcity](#)

 Bob Cousy Point Guard Award Top 10 | TSN Midseason All-American
 Oscar Robertson Trophy / Wooden Award / Naismith Award Watch Lists
 3x Big 12 POW (11/28/22, 1/9/23, 2/27/23) | Consensus National POW (1/10/23)

SUPERLATIVES

	FR	SO	JR ₁	JR ₂	SR	CAR
10+ Points	15	20	12	19	26	92
20+ Points	3	12	1	3	10	29
30+ Points	1	2	—	—	2	5
4+ 3FGM	5	10	2	3	6	26
5+ Rebounds	6	7	4	5	11	33
5+ Assists	11	14	9	12	24	70
10+ Assists	—	1	4	3	7	15
2+ Steals	9	18	10	16	23	74
Double-Doubles	—	1	4	3	6	14

PERSONAL HIGHS

■ Points

Season	36 at Texas (1/3/23)
Career	36 at Texas (1/3/23)
Big 12	36 at Texas (1/3/23)

■ Field Goals Made

Season	10 vs. Nevada (11/22/22)
Career	12 vs. SE Oklahoma State (11/8/18)
Big 12	9 at Texas (1/3/23)

■ Field Goals Attempted

Season	20 vs. Nevada (11/22/22)
Career	25 vs. ULM (2/27/20)
Big 12	19 at Texas Tech (1/21/23)

■ 3-Point Field Goals Made

Season	6 at Texas (1/3/23)
Career	8 at ULM (12/19/19)
Big 12	6 at Texas (1/3/23)

■ 3-Point Field Goals Attempted

Season	11, 3 times
Career	19 vs. ULM (2/27/20)
Big 12	11, twice

■ Free Throws Made

Season	12, twice
Career	14 vs. Iowa State (2/26/22)
Big 12	14 vs. Iowa State (2/26/22)

■ Free Throws Attempted

Season	13, twice
Career	16 vs. Iowa State (2/26/22)
Big 12	16 vs. Iowa State (2/26/22)

■ Rebounds

Season	9 vs. Florida (1/28/23)
Career	9, twice
Big 12	8 vs. Texas Tech (1/21/23)

■ Assists

Season	14 at Baylor (1/7/23)
Career	14 at Baylor (1/7/23)
Big 12	14 at Baylor (1/7/23)

■ Blocked Shots

Season	1, twice
Career	1, 4 times
Big 12	1 vs. TCU (2/7/23)

■ Steals

Season	7 vs. West Virginia (12/31/22)
Career	7, twice
Big 12	7, twice

■ Minutes

Season	43 vs. West Virginia (12/31/22)
Career	44 at Iowa State (2/13/22)
Big 12	44 at Iowa State (2/13/22)

NOWELL'S CAREER STATS

YEAR	GP	GS	Min	Avg.	FGM	FGA	Pct.	3FGM	3FGA	Pct.	FTM	FTA	Pct.	Off	Def	Tot	Avg.	PF	Ast	TO	Blk	Stl	Pts	Avg.
*2018-19 (Fr.)	25	18	761	30.4	95	249	.382	46	130	.354	42	53	.792	10	69	79	3.2	54	105	83	0	36	278	11.1
*2019-20 (So.)	28	26	938	33.5	151	354	.427	77	197	.391	102	116	.879	9	74	83	3.0	58	136	104	2	62	481	17.2
*2020-21 (Jr.)	15	8	457	30.5	63	183	.344	33	99	.333	55	63	.873	15	44	59	3.9	31	90	59	0	35	214	14.3
2021-22 (Jr.)	27	21	821	30.4	112	290	.386	43	140	.307	68	82	.829	11	82	93	3.4	66	136	69	1	59	335	12.4
2022-23 (Sr.)	29	29	1055	36.4	136	359	.379	65	191	.340	156	175	.891	10	92	102	3.5	57	220	104	2	67	493	17.0
Totals	124	102	4030	32.5	557	1435	.388	264	757	.349	423	489	.865	55	361	416	3.4	266	687	419	5	259	1801	14.5

SEASON STATS

PPG	RPG	APG	FG%	3FG%	FT%
17.0	3.5	7.6	37.9	34.0	89.1

NOWELL AT A GLANCE

► Has played in 56 games with 50 starts in his K-State career, including 27 of 31 games in 2021-22 with 21 starts... Has started all 29 games in 2022-23... Overall, he has played in 124 games in college with 102 starts (Little Rock, K-State).

► The Big 12 leader in assists, steals, free throw percentage and minutes, he is 3rd nationally in assists/game (7.6 apg.) and assists (220)... Also among the top-20 in 5 others, including eighth in steals (67), 11th in free throws (156), 15th in steals/game (2.3 spg.), 16th in free throw percentage and 20th in minutes (36.2).

► Leads the Big 12 in 6 conference-only categories, including scoring (19.8 ppg.), assists (7.0 apg.), 3-pointers/game (2.63), free throw percentage (92.2), steals (2.6 spg.) and minutes (39.0)... In top 10 in 3 others (field goal percentage (8th), 3-point field goal percentage (2nd) and assist/turnover ratio (5th)).

► One of 3 active Division I players with at least 1,500 points, 500 assists and 200 steals... Ranks 1st among active Division I players for most career steals (259).

► Only **Denis Clemente** has scored more points as a Division I transfer in school history, as he sits in second with 828 points... His 356 career assists currently tie for 6th on the all-time list, while his 220 assists rank 1st on the single-season list.

► Has 3 times been named the Big 12 Player of the Week, including on Nov. 28 after his MVP effort at the Cayman Islands Classic where he averaged 18.7 points and 9.0 assists per game... Did it for a 2nd time on Jan. 9 after posting consecutive 30-point games in wins at No. 6/6 Texas and No. 17/19 Baylor.

2022-23 GAME-BY-GAME STATISTICS

Date	Opponent	GS	MIN	FG	3PT	FT	O	D	TR	PF	AST	TO	BLK	STL	PTS	+/-
Nov. 7	UTRGV	*	25	3-5	3-3	5-7	0	0	0	0	7	1	0	4	14	20
Nov. 11	@California	*	33	3-11	1-4	6-7	0	3	3	1	7	2	0	3	13	10
Nov. 17	KANSAS CITY	*	33	2-6	1-4	4-4	0	0	0	1	3	1	0	3	9	22
Nov. 21	vs. Rhode Island	*	27	3-8	1-4	2-2	0	5	5	3	12	2	0	1	9	23
Nov. 22	vs. Nevada	*	41	10-20	2-7	7-9	0	2	2	4	11	4	0	0	29	12
Nov. 23	vs. LSU	*	33	6-14	2-5	4-4	1	3	4	0	4	5	0	1	18	2
Nov. 30	@Butler	*	35	5-15	1-6	2-2	0	1	1	1	8	2	0	1	13	5
Dec. 3	WICHITA STATE	*	37	2-9	1-6	6-9	0	5	5	2	7	1	0	3	11	8
Dec. 6	ABILENE CHRISTIAN	*	39	5-13	2-6	3-3	2	4	6	1	12	4	1	3	15	19
Dec. 11	UIW	*	23	3-7	2-3	2-2	0	5	5	1	8	2	0	1	10	36
Dec. 17	NEBRASKA	*	37	3-14	3-11	4-4	0	1	1	1	7	2	0	2	13	14
Dec. 21	RADFORD	*	36	3-6	2-4	2-2	0	4	4	0	11	6	0	2	10	9
Dec. 31	24/24 WEST VIRGINIA*	*	43	6-14	1-5	10-13	1	2	3	1	10	3	0	7	23	7
Jan. 3	@6/6 Texas*	*	38	9-15	6-10	12-12	0	3	3	2	9	1	0	3	36	14
Jan. 7	@19/16 Baylor*	*	43	8-16	4-7	12-13	0	1	1	4	14	4	0	0	32	7
Jan. 10	OKLAHOMA STATE*	*	38	6-12	5-10	3-3	1	4	5	3	7	4	0	2	20	12
Jan. 14	@17/17 TCU*	*	38	6-14	2-7	2-2	0	2	2	2	4	6	0	2	16	-14
Jan. 17	2/2 KANSAS*	*	42	2-8	0-4	0-0	1	3	4	4	7	3	0	4	4	-1
Jan. 21	TEXAS TECH*	*	37	5-12	4-11	9-10	1	7	8	1	5	3	0	2	23	6
Jan. 24	@12/13 Iowa State*	*	38	6-17	4-5	7-8	1	1	2	2	9	4	0	3	23	3
Jan. 28	FLORIDA	*	33	4-9	2-4	3-5	1	8	9	1	8	5	0	2	13	16
Jan. 31	@8/8 Kansas*	*	39	5-18	3-11	10-11	0	3	3	3	4	5	0	2	23	-13
Feb. 4	10/9 TEXAS*	*	38	4-11	0-5	2-2	0	6	6	4	3	6	0	1	10	-4
Feb. 7	17/19 TCU*	*	39	7-17	3-7	1-2	0	0	0	1	7	6	1	2	18	19
Feb. 11	@Texas Tech*	*	39	5-19	1-10	7-7	0	2	2	3	4	7	0	4	18	-7
Feb. 14	@Oklahoma*	*	37	4-13	2-9	4-4	1	4	5	1	6	4	0	3	14	-12
Feb. 18	19/18 IOWA STATE*	*	37	4-13	4-9	8-8	0	6	6	3	5	4	0	0	20	7
Feb. 21	9/10 BAYLOR*	*	38	2-11	0-6	10-10	0	2	2	4	10	0	0	2	14	5
Feb. 25	@Oklahoma State*	*	39	5-12	3-8	9-10	0	5	5	3	8	7	0	4	22	9
Mar. 1	OKLAHOMA*															
Mar. 4	@West Virginia*															

Wildcats

*at Little Rock

3

F | JR-TR



DAVID N'GUESSAN

F | 6-9 | 215 | Jr.-TR | De Lier, The Neth. | Mt. Zion Prep [Md.] | Virginia Tech

[@DavidNGuessan1](#) [davidnguessan1](#)

SUPERLATIVES

	FR	SO	JR	SR	CAR
10+ Points	2	2	5	—	9
20+ Points	—	—	1	—	1
2+ 3FGM	—	—	—	—	—
Double-Double	—	—	—	—	—
5+ Rebounds	4	8	9	—	21
10+ Rebounds	—	—	—	—	—
3+ Assists	—	1	1	—	2
Multiple Steals	2	1	1	—	4
2+ Blocks	2	6	3	—	11

PERSONAL HIGHS

■ Points

Season	23 vs. Abilene Christian (12/6/22)
Career	23 vs. Abilene Christian (12/6/22)
Big 12	10, twice

■ Field Goals Made

Season	9 vs. Abilene Christian (12/6/22)
Career	9 vs. Abilene Christian (12/6/22)
Big 12	4 vs. TCU (2/7/23)

■ Field Goals Attempted

Season	9 vs. Abilene Christian (12/6/22)
Career	9 vs. Abilene Christian (12/6/22)
Big 12	6 at Kansas (1/31/23)

■ 3-Point Field Goals Made

Season	1, 4 times
Career	1, 8 times
Big 12	1 vs. Texas (2/4/23)

■ 3-Point Field Goals Attempted

Season	3 vs. UTRGV (11/7/22)
Career	3 vs. UTRGV (11/7/22)
Big 12	1 vs. Texas (2/4/23)

■ Free Throws Made

Season	6 at Kansas (1/31/23)
Career	6 at Kansas (1/31/23)
Big 12	6 at Kansas (1/31/23)

■ Free Throws Attempted

Season	11 vs. Abilene Christian (12/6/22)
Career	11 vs. Abilene Christian (12/6/22)
Big 12	8 at Kansas (1/31/23)

■ Rebounds

Season	8, twice
Career	9 vs. Cornell (12/8/21)
Big 12	6 at Kansas (1/31/23)

■ Assists

Season	3 vs. Nebraska (12/17/22)
Career	3, twice
Big 12	2 vs. TCU (2/7/23)

■ Blocked Shots

Season	2, 3 times
Career	3, twice
Big 12	2 vs. Iowa State (2/18/23)

■ Steals

Season	2 vs. Florida (1/28/23)
Career	2, 4 times
Big 12	1, 5 times

■ Minutes

Season	33 vs. Abilene Christian (12/6/22)
Career	33 vs. Abilene Christian (12/6/22)
Big 12	26 vs. TCU (2/7/23)

SEASON STATS

PPG	RPG	BPG	FG%	3FG%	FT%
6.5	4.0	0.6	68.7	57.1	49.0

N'GUESSAN AT A GLANCE

► Started 11 of first 12 games before missing first 6 Big 12 games due to injury... Returned vs. Texas Tech (1/21/23), playing 4 minutes... Had started 6 straight Big 12 games before coming off the bench in the last 3 games... Has seen action in 79 games with 17 starts at Virginia Tech (57 games) and K-State (22 games).

► Ranks 2nd on the team in blocks (0.6 bpg.) and 3rd in rebounding (4.0 rpg.).

► Has 5 double-digit scoring games, including in consecutive games vs. Abilene Christian (12/6/22) and UIW (12/11/22)... Scored in double figures in his 1st Big 12 start at No. 8/8 Kansas (1/31/23) with 10 points... Had 10 vs. TCU (2/7/23).

► Returned to the starting lineup in the win over Florida (1/28/23), scoring 9 points on 4-of-5 field goals with 2 steals and a rebound in 19 minutes.

► Became the 10th Wildcat to go 9-of-9 or better from the field (including the 2nd this season) with his career-best 23 points vs. Abilene Christian (12/6/22)... It was his 1st career 20-point game and his 6th double-digit scoring game.

► Hit on 14 consecutive field goals between the Abilene Christian (12/6/22) and UIW (12/11/22) games, falling 3 shy of Ed Nealy's school-record of 17 in 1980.

► Scored in double figures for the 1st time as a Wildcat vs. Rhode Island (11/21/22) with 12 points on 6-of-8 shooting with 7 rebounds in just 16 minutes.

► Tied his season-high with 8 rebounds vs. Nebraska (12/17/22).

2022-23 GAME-BY-GAME STATISTICS

Date	Opponent	GS	MIN	FG	3PT	FT	O	D	TR	PF	AST	TO	BLK	STL	PTS	+/-
Nov. 7	UTRGV	*	19	1-6	1-3	2-2	2	4	6	3	2	1	0	1	5	10
Nov. 11	@California	*	14	1-2	0-0	0-0	1	2	3	3	0	3	0	0	2	12
Nov. 17	KANSAS CITY		17	1-1	0-0	1-2	4	2	6	0	0	3	1	1	3	0
Nov. 21	vs. Rhode Island	*	16	6-8	0-0	0-1	5	2	7	5	1	2	1	1	12	23
Nov. 22	vs. Nevada	*	27	4-6	0-0	0-2	4	4	8	3	2	0	2	0	8	12
Nov. 23	vs. LSU	*	31	0-2	0-0	2-2	1	0	1	2	1	1	0	1	2	-1
Nov. 30	@Butler	*	25	4-4	0-0	0-0	2	0	2	3	1	1	1	0	8	-9
Dec. 3	WICHITA STATE	*	26	3-4	0-1	2-2	2	4	6	0	1	0	0	1	8	-4
Dec. 6	ABILENE CHRISTIAN	*	33	9-9	1-1	4-11	0	5	5	1	1	0	2	0	23	16
Dec. 11	UIW	*	20	5-5	1-1	1-2	1	1	2	1	1	0	0	0	12	11
Dec. 17	NEBRASKA	*	31	1-4	0-0	1-3	3	5	8	3	3	1	1	1	3	16
Dec. 21	RADFORD	*	21	3-5	0-0	1-3	2	5	7	2	2	1	1	0	7	-5
Dec. 31	24/24 WEST VIRGINIA*		—	—	—	—	—	—	—	—	—	—	—	—	—	—
Jan. 3	@6/6 Texas*		—	—	—	—	—	—	—	—	—	—	—	—	—	—
Jan. 7	@19/16 Baylor*		—	—	—	—	—	—	—	—	—	—	—	—	—	—
Jan. 10	OKLAHOMA STATE*		—	—	—	—	—	—	—	—	—	—	—	—	—	—
Jan. 14	@17/17 TCU*		—	—	—	—	—	—	—	—	—	—	—	—	—	—
Jan. 17	2/2 KANSAS*		—	—	—	—	—	—	—	—	—	—	—	—	—	—
Jan. 21	TEXAS TECH*		4	0-0	0-0	0-2	0	0	0	0	0	0	0	0	0	2
Jan. 24	@12/13 Iowa State*		—	—	—	—	—	—	—	—	—	—	—	—	—	—
Jan. 28	FLORIDA	*	19	4-5	0-0	1-2	0	1	1	1	0	0	0	2	9	7
Jan. 31	@8/8 Kansas*	*	20	2-6	0-0	6-8	4	2	6	4	1	0	0	0	10	-6
Feb. 4	10/9 TEXAS*	*	23	2-3	1-1	0-0	1	1	2	1	1	2	0	1	5	-4
Feb. 7	17/19 TCU*	*	26	4-4	0-0	2-2	1	3	4	1	2	0	1	1	10	18
Feb. 11	@Texas Tech*	*	17	0-0	0-0	0-0	1	3	4	4	1	2	0	1	0	-6
Feb. 14	@Oklahoma*	*	2	0-0	0-0	0-0	0	0	0	0	0	1	0	0	0	-7
Feb. 18	19/18 IOWA STATE*		12	1-2	0-0	0-0	1	0	1	3	0	1	2	1	2	11
Feb. 21	9/10 BAYLOR*		22	3-3	0-0	1-5	2	2	4	2	0	1	0	0	7	6
Feb. 25	@Oklahoma State*		20	3-4	0-0	0-0	0	4	4	1	1	1	1	1	6	13
Mar. 1	OKLAHOMA*															
Mar. 4	@West Virginia*															

N'GUESSAN'S CAREER STATS

YEAR	GP	GS	Min	Avg.	FGM	FGA	Pct.	3FGM	3FGA	Pct.	FTM	FTA	Pct.	Off	Def	Tot	Avg.	PF	Ast	TO	Blk	Stl	Pts	Avg.
*2019-20 (Fr.)	21	0	202	9.6	21	36	.583	0	2	.000	13	31	.419	15	33	48	2.3	33	8	9	2	6	55	2.6
*2021-22 (So.)	36	0	483	13.4	52	107	.486	4	15	.267	24	45	.533	32	66	98	2.7	56	24	17	22	10	132	3.7
2022-23 (Jr.)	22	17	444	20.2	57	83	.687	4	7	.571	24	49	.490	37	50	87	4.0	43	21	21	13	13	142	6.5
Totals	79	17	1129	14.3	130	226	.575	8	24	.333	61	125	.488	84	149	233	2.9	132	53	47	37	29	329	4.2

*at Virginia Tech

Wildcats

4

G | SR-TR



TYKEI GREENE

G | 6-4 | 205 | Sr.-TR | Queens, N.Y. | Long Island Lutheran | Manhattan | Stony Brook

@TheGreene40

ty.greene0

2022 All-America East Second Team
2022 America East All-Academic Team

SUPERLATIVES

	FR	SO	JR	SR ₁	SR ₂	CAR
10+ Points	4	15	12	23	2	56
20+ Points	—	3	—	7	—	10
30+ Points	—	—	—	—	—	—
4+ 3FGM	1	1	—	2	—	4
5+ Rebounds	8	15	14	24	3	64
10+ Rebounds	—	—	6	11	—	17
2+ Steals	2	6	4	14	2	28
2+ Blocks	—	—	—	3	—	3
Double-Doubles	—	—	5	9	—	14

PERSONAL HIGHS

■ Points

Season	13 vs. TCU (2/7/23)
Career	29 at UMBC (2/16/22)
Big 12	13 vs. TCU (2/7/23)

■ Field Goals Made

Season	6 vs. TCU (2/7/23)
Career	10, twice
Big 12	6 vs. TCU (2/7/23)

■ Field Goals Attempted

Season	11 vs. TCU (2/7/23)
Career	19 at UMass-Lowell (2/23/22)
Big 12	11 vs. TCU (2/7/23)

■ 3-Point Field Goals Made

Season	2, twice
Career	5 at Hofstra (12/22/19)
Big 12	1 at TCU (1/14/23)

■ 3-Point Field Goals Attempted

Season	4, twice
Career	9 vs. Iona (2/22/19)
Big 12	2 at TCU (1/14/23)

■ Free Throws Made

Season	2 vs. UIW (12/11/22)
Career	9, twice
Big 12	1, 3 times

■ Free Throws Attempted

Season	4, twice
Career	12 vs. Delaware State (11/12/19)
Big 12	3 vs. Kansas (1/17/23)

■ Rebounds

Season	5, twice
Career	14, twice
Big 12	5 vs. West Virginia (12/31/22)

■ Assists

Season	3 vs. UTRGV (11/7/22)
Career	4, twice
Big 12	1, 3 times

■ Blocked Shots

Season	1, 3 times
Career	2, 3 times
Big 12	1, twice

■ Steals

Season	2, twice
Career	4, twice
Big 12	1, 4 times

■ Minutes

Season	22 vs. UTRGV (11/7/22)
Career	41 vs. Fairfield (12/4/20)
Big 12	21 vs. TCU (2/7/23)

GREENE'S CAREER STATS

YEAR	GP	GS	Min	Avg.	FGM	FGA	Pct.	3FGM	3FGA	Pct.	FTM	FTA	Pct.	Off	Def	Tot	Avg.	PF	Ast	TO	Blk	Stl	Pts	Avg.
*2018-19 (Fr.)	32	13	627	19.6	61	193	.316	21	84	.250	39	68	.574	29	76	105	3.3	51	16	58	2	16	182	5.7
*2019-20 (So.)	28	23	796	28.4	91	245	.371	30	104	.288	60	97	.619	43	87	130	4.6	51	26	56	6	21	272	9.7
**2020-21 (Jr.)	23	22	705	30.7	83	190	.437	23	77	.299	34	62	.548	51	107	158	6.9	48	19	41	4	16	223	9.7
**2021-22 (Sr.)	31	30	961	31.0	159	306	.520	40	94	.426	77	120	.642	88	164	252	8.1	57	35	47	13	43	435	14.0
2022-23 (Sr.)	26	0	286	11.0	32	73	.438	6	26	.231	9	26	.346	24	27	51	2.0	35	8	8	3	11	79	3.0
Totals	140	88	3375	24.1	426	1007	.423	120	385	.312	219	373	.587	235	461	696	5.0	242	104	210	28	107	1191	8.5

SEASON STATS

PPG	RPG	APG	FG%	3FG%	FT%
3.0	2.0	0.3	43.8	23.1	34.6

GREENE AT A GLANCE

► Has been productive from the bench, while playing in 26 games and averaging 11 minutes per game... Has now played in 140 games in college (Manhattan, Stony Brook and K-State) with 88 starts.

► Averaging 3.0 points per game off the bench, connecting on 54.2 percent (26-of-48) from inside the arc... Has scored 6 or more points in 6 games, including a season-high 13 points vs. No. 17/19 TCU (2/7/23) on 6-of-11 shooting.

► Was the leading scorer off the bench in the win at Cal (11/11/22) with 8 points on 3-of-6 field goals, including 1-of-4 from 3-point range, in 20 minutes.

► Has 56 career double-digit scoring games, including 10 games with 20 or more points... Scored in double figures in 35 of 54 games at Stony Brook (2020-22), including in 23 of 31 games as a senior (2021-22) with seven 20-point efforts.

► Has collected 14 career double-doubles (points/rebounds), including 9 in 2021-22... Ranks 4th in Stony Brook history in career double-doubles.

► Had a strong ending to his career at Stony Brook in 2021-22 with 6 of his 7 20-point games coming in the last 9 games... Posted double-doubles in 4 of the last 5 games, including 3 of at least 20 points and 10 rebounds.

► Led the America East in rebounding (8.1 rpg.) in 2021-22, while he ranked in the top-15 in 4 other categories, including 4th in field goal percentage (52.0), 5th in steals (1.4 spg.), 9th in scoring (14.0 ppg.) and 15th in minutes (30.9 mpg.).

2022-23 GAME-BY-GAME STATISTICS

Date	Opponent	GS	MIN	FG	3PT	FT	O	D	TR	PF	AST	TO	BLK	STL	PTS	+/-
Nov. 7	UTRGV		22	3-8	2-4	1-4	0	2	2	1	3	0	0	1	9	25
Nov. 11	@California		20	3-6	1-4	1-1	2	1	3	2	0	1	0	0	8	3
Nov. 17	KANSAS CITY		6	1-4	0-1	0-0	0	0	0	4	0	1	0	2	2	6
Nov. 21	vs. Rhode Island		19	2-3	2-2	1-2	2	1	3	0	1	0	1	0	7	7
Nov. 22	vs. Nevada		11	1-2	0-0	0-1	1	0	1	1	1	1	0	0	2	11
Nov. 23	vs. LSU		15	0-1	0-1	1-4	0	1	1	3	0	2	0	1	1	1
Nov. 30	@Butler		11	1-3	0-2	0-0	1	1	2	0	0	0	0	0	2	-13
Dec. 3	WICHITA STATE		12	1-3	0-1	0-0	1	0	1	1	0	0	0	0	2	-2
Dec. 6	ABILENE CHRISTIAN		12	2-2	0-0	0-1	2	0	2	1	0	0	0	0	4	2
Dec. 11	UIW		17	2-7	0-3	2-2	2	3	5	1	0	0	0	1	6	21
Dec. 17	NEBRASKA		10	1-3	0-1	0-0	1	1	2	1	0	1	0	0	2	-4
Dec. 21	RADFORD		—	—	—	—	—	—	—	—	—	—	—	—	—	—
Dec. 31	24/24 WEST VIRGINIA*		14	1-2	0-0	0-2	1	4	5	1	1	0	0	0	2	-1
Jan. 3	@6/6 Texas*		5	1-1	0-0	0-0	0	0	0	2	0	0	0	0	2	-2
Jan. 7	@19/16 Baylor*		7	1-2	0-0	0-0	0	0	0	3	0	0	1	1	2	-3
Jan. 10	OKLAHOMA STATE*		11	0-1	0-1	0-0	0	0	0	0	1	0	0	0	0	5
Jan. 14	@17/17 TCU*		11	5-7	1-2	0-1	1	0	1	2	0	0	0	1	11	15
Jan. 17	2/2 KANSAS*		10	0-1	0-0	1-3	1	2	3	2	0	0	0	0	1	-8
Jan. 21	TEXAS TECH*		5	0-2	0-1	0-0	1	0	1	0	0	0	0	0	0	-5
Jan. 24	@12/13 Iowa State*		7	1-1	0-0	0-1	1	0	1	0	0	0	0	0	2	-7
Jan. 28	FLORIDA		10	0-1	0-1	0-0	0	2	2	2	0	0	0	0	2	0
Jan. 31	@8/8 Kansas*		2	0-0	0-0	0-0	0	0	0	0	0	0	0	0	0	3
Feb. 4	10/9 TEXAS*		0+	0-0	0-0	0-0	0	0	0	1	0	0	0	0	0	-4
Feb. 7	17/19 TCU*		21	6-11	0-1	1-2	4	5	9	0	0	1	0	1	13	28
Feb. 11	@Texas Tech*		5	0-1	0-0	1-2	1	1	2	1	0	1	0	0	1	-7
Feb. 14	@Oklahoma*		10	0-0	0-0	0-0	1	1	2	2	1	0	0	1	0	-6
Feb. 18	19/18 IOWA STATE*		—	—	—	—	—	—	—	—	—	—	—	—	—	—
Feb. 21	9/10 BAYLOR*		—	—	—	—	—	—	—	—	—	—	—	—	—	—
Feb. 25	@Oklahoma State*		14	0-1	0-1	0-0	1	2	3	3	0	0	1	0	0	-9
Mar. 1	OKLAHOMA*															
Mar. 4	@West Virginia*															

Wildcats

*at Manhattan | **at Stony Brook

5

G | SO-TR



CAM CARTER

G | 6-3 | 190 | So.-TR | Donaldsonville, La. | Oak Hill Academy | Mississippi State

[@camryncarter23](#) [camc.5](#)

SUPERLATIVES

	FR	SO	JR	SR	CAR
10+ Points	2	6	—	—	8
20+ Points	—	—	—	—	—
30+ Points	—	—	—	—	—
3+ 3FGM	1	2	—	—	3
Double-Doubles	—	—	—	—	—
5+ Rebounds	—	7	—	—	7
5+ Assists	1	—	—	—	1
Multiple Steals	2	8	—	—	10
2+ Blocks	—	1	—	—	1

PERSONAL HIGHS

■ Points

Season	17 at Texas (1/3/23)
Career	17 at Texas (1/3/23)
Big 12	17 at Texas (1/3/23)

■ Field Goals Made

Season	6 at Texas (1/3/23)
Career	6 at Texas (1/3/23)
Big 12	6 at Texas (1/3/23)

■ Field Goals Attempted

Season	11 vs. Baylor (2/21/23)
Career	12 at Alabama (2/16/22)
Big 12	11 vs. Baylor (2/21/23)

■ 3-Point Field Goals Made

Season	4 vs. Kansas City (11/17/22)
Career	4 vs. Kansas City (11/17/22)
Big 12	3 at Texas (1/3/23)

■ 3-Point Field Goals Attempted

Season	7 vs. Kansas City (11/17/22)
Career	7 vs. Kansas City (11/17/22)
Big 12	5, twice

■ Free Throws Made

Season	4, twice
Career	4, 3 times
Big 12	4, twice

■ Free Throws Attempted

Season	6 at Oklahoma State (2/25/23)
Career	6 at Oklahoma State (2/25/23)
Big 12	6 at Oklahoma State (2/25/23)

■ Rebounds

Season	8, twice
Career	8, twice
Big 12	8, twice

■ Assists

Season	4 vs. Florida (1/28/23)
Career	7 vs. Montana (11/13/21)
Big 12	3 at Oklahoma State (2/25/23)

■ Blocked Shots

Season	2 vs. Texas Tech (1/21/23)
Career	2 vs. Texas Tech (1/21/23)
Big 12	2 vs. Texas Tech (1/21/23)

■ Steals

Season	2, 8 times
Career	2, 10 times
Big 12	2, 4 times

■ Minutes

Season	38 at Texas (1/3/23)
Career	38 at Texas (1/3/23)
Big 12	38 at Texas (1/3/23)

SEASON STATS

PPG	RPG	APG	FG%	3FG%	FT%
6.3	3.0	1.4	36.9	32.9	71.9

CARTER AT A GLANCE

► Has earned the start in the first 29 games, averaging 26.1 minutes... Has seen action in 56 games in college (Mississippi State, K-State) with 33 starts.

► Ranks 4th on the team in 3-point field goals (28), assists (1.4 apg.) and steals (0.9 spg.) and 5th in minutes (26.1 mpg.).

► Has registered 6 double-digit scoring games (3 in Big 12 play), including scoring a career-best 17 points in the win over No. 6/6 Texas (1/3/23) on 6-of-9 field goals, including 3-of-3 from 3-point range in a career-high 38 minutes.

► In addition to his season-high 17 points vs. No. 6/6 Texas (1/3/23), he also has 16 vs. Kansas City (11/17/22), 15 at No. 12/13 Iowa State (1/24/23) and 10 each vs. UIW (12/11/22), Nebraska (12/17/22) and No. 9/10 Baylor (2/21/23).

► Has knocked down at least one 3-pointer in 19 of 29 games, including 2 or more on 6 occasions, including a season-high 4 vs. Kansas City (11/17/22).

► Has become one of the team's better rebounders grabbing 5 or more boards in 7 games, including 8 at No. 6/6 Texas (1/3/23) and vs. No. 9/10 Baylor (2/21/23).

► Played perhaps his best all-around game in the win over Florida (1/28/23) with 9 points on 4-of-7 shooting with 5 rebounds, 4 assists and 2 steals.

► Was solid in his first game as a Wildcat, totaling 6 points, 3 rebounds, 2 assists, 2 steals and 1 block in just under 25 minutes of action vs. UTRGV (11/7/22).

2022-23 GAME-BY-GAME STATISTICS

Date	Opponent	GS	MIN	FG	3PT	FT	O	D	TR	PF	AST	TO	BLK	STL	PTS	+/-
Nov. 7	UTRGV	*	25	2-6	1-5	1-2	2	1	3	3	3	2	1	2	6	29
Nov. 11	@California	*	19	1-3	0-1	2-2	0	3	3	4	0	0	1	2	4	15
Nov. 17	KANSAS CITY	*	36	5-10	4-7	2-2	0	3	3	0	0	0	0	0	16	11
Nov. 21	vs. Rhode Island	*	23	3-4	1-1	0-0	0	1	1	2	2	3	0	1	7	21
Nov. 22	vs. Nevada	*	24	2-4	2-3	0-0	0	1	1	3	1	0	0	1	6	-1
Nov. 23	vs. LSU	*	25	3-9	0-3	0-0	0	7	7	3	1	4	0	1	6	8
Nov. 30	@Butler	*	26	1-7	0-2	0-0	0	2	2	4	0	2	0	2	2	-13
Dec. 3	WICHITA STATE	*	30	1-6	1-3	0-0	0	3	3	4	0	0	1	1	3	0
Dec. 6	ABILENE CHRISTIAN	*	31	3-5	0-2	1-2	0	2	2	2	3	1	0	0	7	13
Dec. 11	UIW	*	27	4-8	1-4	1-2	0	0	0	3	3	1	0	1	10	29
Dec. 17	NEBRASKA	*	26	3-10	2-5	2-2	0	2	2	3	2	2	0	0	10	8
Dec. 21	RADFORD	*	27	1-5	0-2	0-0	1	4	5	3	2	0	0	1	2	-2
Dec. 31	24/24 WEST VIRGINIA*	*	22	0-8	0-2	0-0	1	3	4	3	2	1	0	1	0	2
Jan. 3	@6/6 Texas*	*	38	6-9	3-3	2-3	2	6	8	1	2	3	0	0	17	16
Jan. 7	@19/16 Baylor*	*	31	3-8	1-5	0-0	0	1	1	4	2	2	0	0	7	8
Jan. 10	OKLAHOMA STATE*	*	22	2-5	2-3	0-0	0	6	6	0	2	2	0	0	6	4
Jan. 14	@17/17 TCU*	*	25	2-8	0-4	0-0	0	1	4	5	2	0	1	1	2	-21
Jan. 17	2/2 KANSAS*	*	26	1-6	1-2	2-2	1	2	3	3	2	2	0	0	5	-5
Jan. 21	TEXAS TECH*	*	31	1-6	1-4	0-0	0	0	0	1	2	2	2	0	3	7
Jan. 24	@12/13 Iowa State*	*	28	5-5	1-4	4-4	0	1	1	4	0	2	0	1	15	-3
Jan. 28	FLORIDA	*	29	4-7	1-3	0-0	0	5	5	1	4	0	0	2	9	9
Jan. 31	@8/8 Kansas*	*	19	1-4	1-2	0-0	1	3	4	2	2	2	0	1	3	-3
Feb. 4	10/9 TEXAS*	*	22	2-3	1-1	0-0	0	1	1	1	0	4	0	0	5	1
Feb. 7	17/19 TCU*	*	21	2-7	1-3	2-2	0	0	0	1	1	2	0	2	7	-4
Feb. 11	@Texas Tech*	*	26	0-3	0-3	0-2	0	1	1	1	0	0	0	0	0	-5
Feb. 14	@Oklahoma*	*	18	0-4	0-1	0-0	0	2	2	1	0	2	0	2	0	-5
Feb. 18	19/18 IOWA STATE*	*	27	2-6	2-3	0-0	0	3	3	2	0	2	0	1	6	-3
Feb. 21	9/10 BAYLOR*	*	33	5-11	0-5	0-1	0	8	8	1	2	1	1	2	10	7
Feb. 25	@Oklahoma State*	*	20	1-2	1-2	4-6	0	3	3	3	3	1	0	0	7	9
Mar. 1	OKLAHOMA*															
Mar. 4	@West Virginia*															

LAST GAME (at Oklahoma State 2/25/23)

MIN	PTS	REBS	ASTS	BLKS	STLS
20	7	3	3	0	0

TOP PERFORMANCES

► Enjoyed all-around impressive night in the win over No. 6/6 Texas (1/3/23), scoring a career-high 17 points on 6-of-9 shooting, including 3-of-3 from 3-point range, to go with a career-best 8 rebounds and 2 assists in 38 minutes.

► Went perfect from the field at No. 12/13 Iowa State (1/24/23) with 15 points, going 5-of-5 from the field, including 1-of-1 from 3-point range, and 4-of-4 from the free throw line in 28 minutes.

► Scored 16 points vs. Kansas City (11/17/22) on 5-of-10 field goals with a career-best 4 3-pointers in 36 minutes.

► Was solid all-around in the win over No. 9/10 Baylor (2/21/23) with 10 points, a game-tying 8 rebounds, 2 assists, 2 steals and a block in 33 minutes.

► Scored 15 points in his 1st career start at No. 25 Alabama (2/16/22) while at Mississippi State, going 4-of-12 from the field, including 3-of-6 from 3-point range, and 4-of-4 from the free throw line.

BACKGROUND

► Transferred to K-State after 1 season (2021-22) at Mississippi State.

► Saw action in 27 of 34 games in his true freshman season at MSU with 4 starts in 2021-22... Played in more games than any other Bulldog freshman with nearly half of his minutes (108 of 227) coming in the last 11 games.

CARTER'S CAREER STATS

YEAR	GP	GS	Min	Avg.	FGM	FGA	Pct.	3FGM	3FGA	Pct.	FTM	FTA	Pct.	Off	Def	Tot	Avg.	PF	Ast	TO	Blk	Stl	Pts	Avg.
*2021-22 (Fr.)	27	4	227	8.4	20	52	.385	6	20	.300	11	16	.688	4	17	21	0.8	18	25	19	3	11	57	2.1
2022-23 (So.)	29	29	756	26.1	66	179	.369	28	85	.329	23	32	.719	9	78	87	3.0	65	41	44	7	26	183	6.3
Totals	56	33	983	17.6	86	231	.372	34	105	.324	34	48	.708	13	95	108	1.9	83	66	63	10	37	240	4.3

*at Mississippi State

Wildcats

11

F | SR-TR



KEYONTAE JOHNSON

F | 6-6 | 230 | Sr-TR | Norfolk, Va. | Oak Hill Academy | Florida

[@Keyontae](#) [keyontae](#)

 Julius Irving Small Forward Award Top 10
 Oscar Robertson Trophy / Wooden Award / Naismith Award Watch Lists
 5x Big 12 Newcomer of the Week (11/14/22, 12/19/22, 1/9/23, 1/23/23, 2/27/23)

SUPERLATIVES

	FR	SO	JR	SR ₁	SR ₂	CAR
10+ Points	12	23	3	—	28	66
20+ Points	1	6	1	—	8	16
30+ Points	—	—	—	—	—	—
3+ 3FGM	2	1	—	—	3	6
5+ Rebounds	25	26	1	—	23	75
10+ Rebounds	6	8	1	—	6	21
5+ Assists	—	2	—	—	3	5
2+ Steals	8	11	1	—	10	30
Double-Doubles	4	8	1	—	6	19

PERSONAL HIGHS

■ Points

Season	28, twice
Career	28, twice
Big 12	28 at Texas (1/3/23)

■ Field Goals Made

Season	11, twice
Career	11, 3 times
Big 12	11, twice

■ Field Goals Attempted

Season	19 at Kansas (1/31/23)
Career	19 at Kansas (1/31/23)
Big 12	19 at Kansas (1/31/23)

■ 3-Point Field Goals Made

Season	3, 3 times
Career	3, 6 times
Big 12	3 at Oklahoma State (2/25/23)

■ 3-Point Field Goals Attempted

Season	5, 4 times
Career	6 at LSU (1/21/20)
Big 12	3 at Oklahoma State (2/25/23)

■ Free Throws Made

Season	10 vs. Nevada (11/22/22)
Career	15 vs. Arkansas (2/18/20)
Big 12	8 twice

■ Free Throws Attempted

Season	11 vs. Nevada (11/22/22)
Career	17 vs. Arkansas (2/18/20)
Big 12	10 vs. Texas Tech (1/21/23)

■ Rebounds

Season	12, twice
Career	13 at Alabama (2/16/19)
Big 12	12, twice

■ Assists

Season	6 vs. Kansas City (11/17/22)
Career	6, twice
Big 12	5 at Texas (1/3/23)

■ Blocked Shots

Season	1, 5 times
Career	3 at Missouri (1/11/20)
Big 12	1, 4 times

■ Steals

Season	4 vs. Nebraska (12/17/22)
Career	4, 5 times
Big 12	3 at Oklahoma (2/14/23)

■ Minutes

Season	43 at Baylor (1/7/23)
Career	43 at Baylor (1/7/23)
Big 12	43 at Baylor (1/7/23)

SEASON STATS

PPG	RPG	APG	FG%	3FG%	FT%
17.6	7.1	2.2	52.0	41.9	72.5

JOHNSON AT A GLANCE

- ▶ Has started the first 29 games, leading the Wildcats in minutes 10 times... Has seen action in 101 games in college (Florida, K-State) with 85 starts.
- ▶ One of 2 Big 12 players (**Jalen Wilson**) to rank in the Big 12's top-5 in scoring and rebounding in all games as well as Big 12-only games... Ranks 2nd in scoring (17.6 ppg.) and 4th in rebounding (7.1 rpg.) in all games, while he is 3rd in scoring (17.9 ppg.) and 2nd in rebounding (7.1 rpg.) in Big 12-only games.
- ▶ Ranks in the Big 12's top-15 in 6 categories, including 2nd in FG percentage (52.0)... Also ranks in the top-10 in 5 categories in Big 12-only games.
- ▶ Eclipsed 1,000 career points (now has 1,300) with the first of his 2 free throws in the last 20 seconds vs. Radford (12/21/22)... Became the 33rd Wildcat to top 500 points in a single season with 17-point effort at Oklahoma State (2/25/23).
- ▶ Has led the Wildcats in scoring 11 times, including 4 times in Big 12 play, while he has scored in double figures in 28 of 29 games this season.
- ▶ Named the Big 12 Newcomer of the Week for the 5th time on Monday after averaging 21 points in wins over No. 9/10 Baylor (2/21/23) and Oklahoma State (2/25/23)... His 5 Big 12 Newcomers of the Week (Nov. 14, Dec. 19, Jan. 9, Jan. 23, Feb. 25) are the most since **Michael Beasley** won it 8 times in 2007-08.
- ▶ Has 66 career double-digit scoring games, including 16 20-point games... 13 of those 16 20-point games have come vs. Power 6, including 7 times in 2022-23.

2022-23 GAME-BY-GAME STATISTICS

Date	Opponent	GS	MIN	FG	3PT	FT	O	D	TR	PF	AST	TO	BLK	STL	PTS	+/-
Nov. 7	UTRGV	*	26	4-8	3-5	2-2	1	1	2	2	4	4	0	0	13	24
Nov. 11	@California	*	33	6-13	1-2	3-4	3	6	9	2	1	2	1	2	16	12
Nov. 17	KANSAS CITY	*	35	8-12	2-5	1-1	2	5	7	2	6	3	0	2	19	19
Nov. 21	vs. Rhode Island	*	30	3-8	1-4	7-8	0	5	5	4	1	5	0	1	14	19
Nov. 22	vs. Nevada	*	40	8-13	2-3	10-11	2	7	9	1	1	5	1	1	28	7
Nov. 23	vs. LSU	*	27	4-7	1-1	7-8	1	3	4	4	0	1	0	0	16	-9
Nov. 30	@Butler	*	36	9-9	2-2	0-0	4	8	12	2	1	5	0	2	20	-7
Dec. 3	WICHITA STATE	*	30	7-14	0-2	3-6	1	4	5	2	1	2	0	1	17	6
Dec. 6	ABILENE CHRISTIAN	*	30	5-10	0-1	2-3	3	4	7	3	3	3	0	1	12	9
Dec. 11	UIW	*	24	7-9	3-5	1-2	1	3	4	1	5	1	0	3	18	28
Dec. 17	NEBRASKA	*	34	9-13	2-3	3-6	5	6	11	1	2	4	0	4	23	19
Dec. 21	RADFORD	*	36	6-15	0-4	4-7	3	4	7	1	3	0	0	0	16	6
Dec. 31	24/24 WEST VIRGINIA*	*	34	6-13	0-3	6-9	3	3	6	4	2	1	0	0	18	11
Jan. 3	@6/6 Texas*	*	38	10-16	1-4	7-7	0	9	9	2	5	3	0	1	28	15
Jan. 7	@19/16 Baylor*	*	43	11-17	2-4	0-0	1	8	9	2	2	3	1	1	24	0
Jan. 10	OKLAHOMA STATE*	*	36	5-11	0-2	2-6	1	5	6	2	2	4	1	0	12	3
Jan. 14	@17/17 TCU*	*	38	7-16	0-2	4-4	3	6	9	2	2	7	1	2	18	-16
Jan. 17	2/2 KANSAS*	*	34	7-17	2-4	8-9	2	6	8	3	2	2	1	2	24	13
Jan. 21	TEXAS TECH*	*	36	3-7	1-1	8-10	3	8	11	2	3	4	0	1	15	18
Jan. 24	@12/13 Iowa State*	*	34	6-12	0-2	3-6	1	9	10	3	0	5	0	2	15	9
Jan. 28	FLORIDA	*	34	5-16	0-1	3-4	1	10	11	1	1	2	0	2	13	15
Jan. 31	@8/8 Kansas*	*	36	7-19	2-4	6-7	0	12	12	4	0	2	0	0	22	-11
Feb. 4	10/9 TEXAS*	*	24	6-10	2-3	2-4	1	2	3	4	1	1	0	0	16	-9
Feb. 7	17/19 TCU*	*	25	4-8	2-2	4-6	2	5	7	3	2	6	0	0	14	20
Feb. 11	@Texas Tech*	*	36	3-11	1-4	2-3	2	6	8	1	3	5	0	0	9	-8
Feb. 14	@Oklahoma*	*	39	6-11	1-3	1-3	1	3	4	4	3	3	0	3	14	-13
Feb. 18	19/18 IOWA STATE*	*	38	6-13	0-1	3-4	1	5	6	1	2	2	0	1	15	7
Feb. 21	9/10 BAYLOR*	*	39	11-17	2-4	1-2	0	1	1	3	4	3	0	0	25	9
Feb. 25	@Oklahoma State*	*	39	7-13	3-5	0-0	1	4	5	3	1	2	0	1	17	6
Mar. 1	OKLAHOMA*															
Mar. 4	@West Virginia*															

JOHNSON'S CAREER STATS

YEAR	GP	GS	Min	Avg.	FGM	FGA	Pct.	3FGM	3FGA	Pct.	FTM	FTA	Pct.	Off	Def	Tot	Avg.	PF	Ast	TO	Blk	Stl	Pts	Avg.
*2018-19 (Fr.)	36	20	855	23.8	111	236	.470	23	63	.365	45	70	.643	68	161	229	6.4	84	44	48	12	38	290	8.1
*2019-20 (So.)	31	31	969	31.3	166	305	.544	30	79	.380	73	95	.768	54	167	221	7.1	88	49	53	10	38	435	14.0
*2020-21 (Jr.)	4	4	80	20.0	25	39	.641	3	7	.429	11	14	.786	2	16	18	4.5	6	5	11	0	4	64	16.0
2021-22 (Jr.)	1	1	0	0.2	0	0	.000	0	0	.000	0	0	.000	0	0	0	0.0	0	0	0	0	0	0	0.0
2022-23 (Sr.)	29	29	984	33.9	186	358	.520	36	86	.419	103	142	.725	49	158	207	7.1	69	63	90	6	33	511	17.6
Totals	101	85	2888	28.6	488	938	.520	92	235	.391	232	321	.723	173	502	675	6.7	247	161	202	28	113	1300	12.9

*at Florida

Wildcats



SUPERLATIVES

	FR	SO	JR	SR	CAR
10+ Points	7	—	—	—	7
20+ Points	2	—	—	—	2
30+ Points	—	—	—	—	—
3+ 3FGM	5	—	—	—	5
Double-Doubles	—	—	—	—	—
5+ Rebounds	4	—	—	—	4
5+ Assists	—	—	—	—	—
Multiple Steals	5	—	—	—	5
2+ Blocks	3	—	—	—	3

PERSONAL HIGHS

■ Points

Season	—
Career	24 vs. SIUE (1/30/21)
Big 12	—

■ Field Goals Made

Season	—
Career	9 vs. SIUE (1/30/21)
Big 12	—

■ Field Goals Attempted

Season	—
Career	16, twice
Big 12	—

■ 3-Point Field Goals Made

Season	—
Career	3, 5 times
Big 12	—

■ 3-Point Field Goals Attempted

Season	—
Career	7 vs. Bethel (12/15/20)
Big 12	—

■ Free Throws Made

Season	—
Career	4, twice
Big 12	—

■ Free Throws Attempted

Season	—
Career	6 vs. SE Missouri State (12/15/20)
Big 12	—

■ Rebounds

Season	—
Career	6, twice
Big 12	—

■ Assists

Season	—
Career	2 vs. Eastern Kentucky (2/18/21)
Big 12	—

■ Blocked Shots

Season	—
Career	2, 3 times
Big 12	—

■ Steals

Season	—
Career	3 vs. Murray State (1/16/21)
Big 12	—

■ Minutes

Season	—
Career	35 vs. SE Missouri State (12/15/20)
Big 12	—

THOMAS' CAREER STATS

YEAR	GP	GS	Min	Avg.	FGM	FGA	Pct.	3FGM	3FGA	Pct.	FTM	FTA	Pct.	Off	Def	Tot	Avg.	PF	Ast	TO	Blk	Stl	Pts	Avg.
*2020-21 (Fr.)	22	4	529	24.1	75	199	.377	23	75	.307	25	33	.758	19	42	61	2.8	41	15	33	7	15	198	9.0
2022-23 (So.)	—	—	—	—	—	—	—	—	—	—	—	—	—	—	—	—	—	—	—	—	—	—	—	—
Totals	22	4	529	24.1	75	199	.377	23	75	.307	25	33	.758	19	42	61	2.8	41	15	33	7	15	198	9.0

*at UT-Martin

SEASON STATS

PPG	RPG	APG	FG%	3FG%	FT%
—	—	—	—	—	—

THOMAS AT A GLANCE

- ▶ Expected to redshirt the season.

LAST GAME

MIN	PTS	REBS	ASTS	BLKS	STLS
—	—	—	—	—	—

TOP PERFORMANCES

- ▶ Scored a career-high 24 points vs. SIUE (1/30/21), connecting on 9-of-14 from the field, including 3-of-5 from beyond the arc.
- ▶ Became the first Skyhawk freshman to score at least 20 points vs. an OVC opponent since 2012 when he went for a team-high 21 points at Belmont (1/9/21) to go along with a season-best 6 rebounds and 2 steals in 22 minutes.

BACKGROUND

- ▶ Transferred to K-State after playing at Tallahassee Community College.
- ▶ Began his college career in 2020-21 at UT-Martin, where he saw action in 22 of 24 games with 4 starts as a true freshman... In addition to navigating the pandemic, he dealt with the sudden loss of his head coach **Anthony Stewart**.

2022-23 GAME-BY-GAME STATISTICS

Date	Opponent	GS	MIN	FG	3PT	FT	O	D	TR	PF	AST	TO	BLK	STL	PTS	+/-
Nov. 7	UTRGV	—	—	—	—	—	—	—	—	—	—	—	—	—	—	—
Nov. 11	@California	—	—	—	—	—	—	—	—	—	—	—	—	—	—	—
Nov. 17	KANSAS CITY	—	—	—	—	—	—	—	—	—	—	—	—	—	—	—
Nov. 21	vs. Rhode Island	—	—	—	—	—	—	—	—	—	—	—	—	—	—	—
Nov. 22	vs. Nevada	—	—	—	—	—	—	—	—	—	—	—	—	—	—	—
Nov. 23	vs. LSU	—	—	—	—	—	—	—	—	—	—	—	—	—	—	—
Nov. 30	@Butler	—	—	—	—	—	—	—	—	—	—	—	—	—	—	—
Dec. 3	WICHITA STATE	—	—	—	—	—	—	—	—	—	—	—	—	—	—	—
Dec. 6	ABILENE CHRISTIAN	—	—	—	—	—	—	—	—	—	—	—	—	—	—	—
Dec. 11	UIW	—	—	—	—	—	—	—	—	—	—	—	—	—	—	—
Dec. 17	NEBRASKA	—	—	—	—	—	—	—	—	—	—	—	—	—	—	—
Dec. 21	RADFORD	—	—	—	—	—	—	—	—	—	—	—	—	—	—	—
Dec. 31	24/24 WEST VIRGINIA*	—	—	—	—	—	—	—	—	—	—	—	—	—	—	—
Jan. 3	@6/6 Texas*	—	—	—	—	—	—	—	—	—	—	—	—	—	—	—
Jan. 7	@19/16 Baylor*	—	—	—	—	—	—	—	—	—	—	—	—	—	—	—
Jan. 10	OKLAHOMA STATE*	—	—	—	—	—	—	—	—	—	—	—	—	—	—	—
Jan. 14	@17/17 TCU*	—	—	—	—	—	—	—	—	—	—	—	—	—	—	—
Jan. 17	2/2 KANSAS*	—	—	—	—	—	—	—	—	—	—	—	—	—	—	—
Jan. 21	TEXAS TECH*	—	—	—	—	—	—	—	—	—	—	—	—	—	—	—
Jan. 24	@12/13 Iowa State*	—	—	—	—	—	—	—	—	—	—	—	—	—	—	—
Jan. 28	FLORIDA	—	—	—	—	—	—	—	—	—	—	—	—	—	—	—
Jan. 31	@8/8 Kansas*	—	—	—	—	—	—	—	—	—	—	—	—	—	—	—
Feb. 4	10/9 TEXAS*	—	—	—	—	—	—	—	—	—	—	—	—	—	—	—
Feb. 7	17/19 TCU*	—	—	—	—	—	—	—	—	—	—	—	—	—	—	—
Feb. 11	@Texas Tech*	—	—	—	—	—	—	—	—	—	—	—	—	—	—	—
Feb. 14	@Oklahoma*	—	—	—	—	—	—	—	—	—	—	—	—	—	—	—
Feb. 18	19/18 IOWA STATE	—	—	—	—	—	—	—	—	—	—	—	—	—	—	—
Feb. 21	9/10 BAYLOR*	—	—	—	—	—	—	—	—	—	—	—	—	—	—	—
Feb. 25	@Oklahoma State*	—	—	—	—	—	—	—	—	—	—	—	—	—	—	—
Mar. 1	OKLAHOMA*	—	—	—	—	—	—	—	—	—	—	—	—	—	—	—
Mar. 4	@West Virginia*	—	—	—	—	—	—	—	—	—	—	—	—	—	—	—

13
G | SR-TR



DESI SILLS

G | 6-2 | 200 | Sr.-TR | Jonesboro, Ark. | Jonesboro | Arkansas | Arkansas State

@desisills3

desisills3



2020-21 Preseason All-SEC Team
2021 SEC Winter Honor Roll

SUPERLATIVES

	FR	SO	JR	SR ₁	SR ₂	CAR
10+ Points	5	17	10	18	12	62
20+ Points	—	3	2	3	1	9
30+ Points	—	—	—	—	—	—
4+ 3FGM	1	3	2	—	—	6
5+ Rebounds	—	5	5	7	6	23
10+ Rebounds	—	—	1	—	—	1
5+ Assists	4	—	1	4	2	11
2+ Steals	3	9	8	13	7	40
Double-Doubles	—	—	1	—	—	1

PERSONAL HIGHS

Points

Season	24 vs. Kansas (1/17/23)
Career	25 at Arkansas-Pine Bluff (12/8/21)
Big 12	24 vs. Kansas (1/17/23)

Field Goals Made

Season	8 at Butler (11/30/22)
Career	8, 6 times
Big 12	7 vs. Kansas (1/17/23)

Field Goals Attempted

Season	15 at Butler (11/30/22)
Career	15, 5 times
Big 12	11 vs. Kansas (1/17/23)

3-Point Field Goals Made

Season	2, twice
Career	5, twice
Big 12	2, 3 times

3-Point Field Goals Attempted

Season	4 at Butler (11/30/22)
Career	8, 3 times
Big 12	3, 5 times

Free Throws Made

Season	8 vs. Kansas (1/17/23)
Career	8, twice
Big 12	8 vs. Kansas (1/17/23)

Free Throws Attempted

Season	9 vs. Kansas (1/17/23)
Career	10 vs. Auburn (1/20/21)
Big 12	9 vs. Kansas (1/17/23)

Rebounds

Season	6, twice
Career	10 vs. Oral Roberts (12/20/20)
Big 12	6 vs. TCU (2/7/23)

Assists

Season	5, twice
Career	9 at Texas Tech (12/14/21)
Big 12	4 vs. TCU (2/7/23)

Blocked Shots

Season	1, 7 times
Career	2, twice
Big 12	1, 5 times

Steals

Season	3, twice
Career	5 vs. Georgia Southern (1/1/22)
Big 12	3 vs. Kansas (1/17/23)

Minutes

Season	35 at Kansas (1/31/23)
Career	41 vs. Auburn (2/4/20)
Big 12	35 at Kansas (1/31/23)

SILLS' CAREER STATS

YEAR	GP	GS	Min	Avg.	FGM	FGA	Pct.	3FGM	3FGA	Pct.	FTM	FTA	Pct.	Off	Def	Tot	Avg.	PF	Ast	TO	Blk	Stl	Pts	Avg.
*2018-19 (Fr.)	34	8	576	16.9	55	125	.440	29	63	.460	40	57	.702	12	31	43	1.3	68	58	53	0	21	179	5.3
*2019-20 (So.)	32	24	1000	31.2	117	275	.425	47	143	.329	59	91	.648	20	75	95	3.0	96	39	44	5	30	340	10.6
*2020-21 (Jr.)	32	15	669	20.9	83	193	.430	27	85	.318	46	68	.676	19	68	87	2.7	52	51	34	6	33	239	7.5
**2021-22 (Sr.)	28	27	835	29.8	127	285	.446	26	102	.255	72	99	.727	18	83	101	3.6	70	79	70	7	51	352	12.6
2022-23 (Sr.)	28	3	842	29.0	83	191	.435	15	65	.231	60	81	.741	12	88	100	3.4	67	64	49	7	26	241	8.3
Totals	155	77	3923	25.3	465	1069	.435	144	458	.314	277	396	.699	81	345	426	2.7	353	291	250	25	161	1351	8.7

*at Arkansas | **at Arkansas State

SEASON STATS

PPG	RPG	APG	FG%	3FG%	FT%
8.3	3.4	2.2	43.5	23.1	74.1

SILLS AT A GLANCE

► Dubbed the Wildcats' 6th starter, he leads all reserves at 29.0 minutes per game... Has earned starts in the last 3 games, averaging 32.3 minutes per game... Has now played in 155 games in career (Arkansas, Arkansas State and K-State) with 77 starts... His 155 games rank 18th among active Division I players.

► Ranks 3rd in assists (2.2 apg.) and minutes (29.0), 4th in scoring (8.3 ppg.) and field goals made (83) and 5th in 3-pointers (15) and rebounding (3.4 rpg.).

► Has posted 12 double-digit scoring games, including in 3 consecutive games vs. No. 10/9 Texas (2/4/23), No. 17/19 TCU (2/7/23) and at Texas Tech (2/11/23)... Scored a season-high 24 points in the overtime win over No. 2/2 Kansas (1/17/23) on 7-of-11 field goals and 8-of-9 free throws in 34 minutes.

► Was clutch in the win over LSU (11/23/22), scoring 16 points off the bench... Scored 17 (all in the 2nd half) at Butler (11/30/22)... Also posted 14 vs. UIW (12/11/22) and TCU (2/7/23) and 11 vs. OSU (1/10/23) and Texas (2/4/23).

► Has 62 career double-digit scoring games, including 9 games with 20 or more points... Scored in double figures in 32 of 98 games played at Arkansas (2018-21).

► Saw action in 28 of 29 games with 27 starts in his lone year at ASU in 2021-22, helping the Red Wolves to highest win total (18) in 5 seasons... Started career at Arkansas, where he averaged 7.7 points, 2.3 rebounds and 1.5 assists per game... Was the only Razorback to play in all 98 of the team's games from 2018-21.

2022-23 GAME-BY-GAME STATISTICS

Date	Opponent	GS	MIN	FG	3PT	FT	O	D	TR	PF	AST	TO	BLK	STL	PTS	+/-
Nov. 7	UTRGV		18	3-6	0-1	4-4	0	5	5	2	3	3	0	0	10	16
Nov. 11	@California		29	1-4	0-1	2-2	1	5	6	2	0	0	1	1	4	-7
Nov. 17	KANSAS CITY		25	4-9	0-2	3-4	1	1	2	2	5	2	0	0	11	10
Nov. 21	vs. Rhode Island		27	3-8	0-1	0-0	1	0	1	4	1	5	0	3	6	1
Nov. 22	vs. Nevada		28	3-5	0-1	1-1	1	3	4	4	3	3	0	0	7	8
Nov. 23	vs. LSU		33	6-9	1-3	3-3	0	1	1	0	5	2	0	0	16	5
Nov. 30	@Butler		29	8-15	1-4	0-1	0	3	3	2	1	0	0	2	17	-12
Dec. 3	WICHITA STATE		28	0-4	0-3	0-0	0	3	3	2	4	2	1	0	0	9
Dec. 6	ABILENE CHRISTIAN		24	3-7	0-1	2-5	0	2	2	3	3	3	0	1	8	7
Dec. 11	UIW		26	6-12	1-5	1-2	1	2	3	0	4	2	0	2	14	29
Dec. 17	NEBRASKA		28	1-6	1-3	2-2	0	4	4	3	4	2	0	0	5	5
Dec. 21	RADFORD		32	4-7	2-3	0-0	0	4	4	1	0	3	0	2	10	9
Dec. 31	24/24 WEST VIRGINIA*		33	4-9	1-3	0-0	1	3	4	3	2	2	0	1	9	-8
Jan. 3	@6/6 Texas*		27	2-3	2-3	2-2	0	1	1	3	2	1	0	0	8	7
Jan. 7	@19/16 Baylor*		28	1-4	0-2	1-2	1	3	4	2	2	0	0	0	3	-6
Jan. 10	OKLAHOMA STATE*		30	3-8	0-2	5-6	0	3	3	1	2	1	1	2	11	8
Jan. 14	@17/17 TCU*		31	2-3	1-2	0-0	2	1	3	2	2	0	1	0	5	-9
Jan. 17	2/2 KANSAS*		34	7-11	2-3	8-9	1	3	4	1	0	2	0	3	24	1
Jan. 21	TEXAS TECH*		27	2-5	0-1	0-1	0	4	4	3	0	2	0	1	4	7
Jan. 24	@12/13 Iowa State*		21	0-3	0-3	0-2	0	2	2	1	2	1	0	1	0	-12
Jan. 28	FLORIDA		22	0-5	0-2	1-2	1	4	5	5	1	2	0	0	1	4
Jan. 31	@8/8 Kansas*		35	0-1	0-1	7-8	0	3	3	3	2	1	1	1	7	-9
Feb. 4	10/9 TEXAS*		34	4-6	1-2	2-4	0	5	5	4	3	1	0	1	11	6
Feb. 7	17/19 TCU*		33	4-9	1-3	5-5	0	6	6	2	4	0	1	2	14	22
Feb. 11	@Texas Tech*		31	5-9	1-2	1-4	1	3	4	3	1	4	0	1	12	-8
Feb. 14	@Oklahoma*		32	1-5	0-2	2-2	0	2	2	3	1	1	0	0	4	-7
Feb. 18	19/18 IOWA STATE*	*	33	1-5	0-3	2-4	0	3	3	3	3	1	1	1	4	5
Feb. 21	9/10 BAYLOR*	*	33	2-6	0-2	2-2	0	5	5	1	3	1	0	0	6	6
Feb. 25	@Oklahoma State*	*	31	3-7	0-1	4-4	0	4	4	2	1	2	0	1	10	-7
Mar. 1	OKLAHOMA*															
Mar. 4	@West Virginia*															

Wildcats

15

F | FR.-HS



TAJ MANNING

F | 6-7 | 220 | Fr.-HS | Grandview, Mo. | La Lumiere [Ind.] School

@TajManning

taj.manning

SUPERLATIVES

	FR	SO	JR	SR	CAR
10+ Points	—	—	—	—	—
20+ Points	—	—	—	—	—
2+ 3FGM	—	—	—	—	—
Double-Double	—	—	—	—	—
5+ Rebounds	—	—	—	—	—
10+ Rebounds	—	—	—	—	—
3+ Assists	—	—	—	—	—
Multiple Steals	—	—	—	—	—
2+ Blocks	—	—	—	—	—

PERSONAL HIGHS

■ Points

Season —

Career —

Big 12 —

■ Field Goals Made

Season —

Career —

Big 12 —

■ Field Goals Attempted

Season —

Career —

Big 12 —

■ 3-Point Field Goals Made

Season —

Career —

Big 12 —

■ 3-Point Field Goals Attempted

Season —

Career —

Big 12 —

■ Free Throws Made

Season —

Career —

Big 12 —

■ Free Throws Attempted

Season —

Career —

Big 12 —

■ Rebounds

Season —

Career —

Big 12 —

■ Assists

Season —

Career —

Big 12 —

■ Blocked Shots

Season —

Career —

Big 12 —

■ Steals

Season —

Career —

Big 12 —

■ Minutes

Season —

Career —

Big 12 —

SEASON STATS

PPG	RPG	APG	FG%	3FG%	FT%
—	—	—	—	—	—

MANNING AT A GLANCE

► Expected to redshirt the season.

LAST GAME

MIN	PTS	REBS	ASTS	BLKS	STLS
—	—	—	—	—	—

TOP PERFORMANCES

► Has not seen any action.

BACKGROUND

► Was signed by the previous coaching staff on Nov. 10, 2021.

► Played locally at Grandview (2018-20) and Bishop Miege High Schools (2020-21) in the Kansas City area, winning a Missouri Class 4A title with a 29-2 record with the Bulldogs and a Kansas Class 6A title with a 22-1 record with the Stags.

2022-23 GAME-BY-GAME STATISTICS

Date	Opponent	GS	MIN	FG	3PT	FT	O	D	TR	PF	AST	TO	BLK	STL	PTS	+/-
Nov. 7	UTRGV	—	—	—	—	—	—	—	—	—	—	—	—	—	—	—
Nov. 11	@California	—	—	—	—	—	—	—	—	—	—	—	—	—	—	—
Nov. 17	KANSAS CITY	—	—	—	—	—	—	—	—	—	—	—	—	—	—	—
Nov. 21	vs. Rhode Island	—	—	—	—	—	—	—	—	—	—	—	—	—	—	—
Nov. 22	vs. Nevada	—	—	—	—	—	—	—	—	—	—	—	—	—	—	—
Nov. 23	vs. LSU	—	—	—	—	—	—	—	—	—	—	—	—	—	—	—
Nov. 30	@Butler	—	—	—	—	—	—	—	—	—	—	—	—	—	—	—
Dec. 3	WICHITA STATE	—	—	—	—	—	—	—	—	—	—	—	—	—	—	—
Dec. 6	ABILENE CHRISTIAN	—	—	—	—	—	—	—	—	—	—	—	—	—	—	—
Dec. 11	UIW	—	—	—	—	—	—	—	—	—	—	—	—	—	—	—
Dec. 17	NEBRASKA	—	—	—	—	—	—	—	—	—	—	—	—	—	—	—
Dec. 21	RADFORD	—	—	—	—	—	—	—	—	—	—	—	—	—	—	—
Dec. 31	24/24 WEST VIRGINIA*	—	—	—	—	—	—	—	—	—	—	—	—	—	—	—
Jan. 3	@6/6 Texas*	—	—	—	—	—	—	—	—	—	—	—	—	—	—	—
Jan. 7	@19/16 Baylor*	—	—	—	—	—	—	—	—	—	—	—	—	—	—	—
Jan. 10	OKLAHOMA STATE*	—	—	—	—	—	—	—	—	—	—	—	—	—	—	—
Jan. 14	@17/17 TCU*	—	—	—	—	—	—	—	—	—	—	—	—	—	—	—
Jan. 17	2/2 KANSAS*	—	—	—	—	—	—	—	—	—	—	—	—	—	—	—
Jan. 21	TEXAS TECH*	—	—	—	—	—	—	—	—	—	—	—	—	—	—	—
Jan. 24	@12/13 Iowa State*	—	—	—	—	—	—	—	—	—	—	—	—	—	—	—
Jan. 28	FLORIDA	—	—	—	—	—	—	—	—	—	—	—	—	—	—	—
Jan. 31	@8/8 Kansas*	—	—	—	—	—	—	—	—	—	—	—	—	—	—	—
Feb. 4	10/9 TEXAS*	—	—	—	—	—	—	—	—	—	—	—	—	—	—	—
Feb. 7	17/19 TCU*	—	—	—	—	—	—	—	—	—	—	—	—	—	—	—
Feb. 11	@Texas Tech*	—	—	—	—	—	—	—	—	—	—	—	—	—	—	—
Feb. 14	@Oklahoma*	—	—	—	—	—	—	—	—	—	—	—	—	—	—	—
Feb. 18	19/18 IOWA STATE*	—	—	—	—	—	—	—	—	—	—	—	—	—	—	—
Feb. 21	9/10 BAYLOR*	—	—	—	—	—	—	—	—	—	—	—	—	—	—	—
Feb. 25	@Oklahoma State*	—	—	—	—	—	—	—	—	—	—	—	—	—	—	—
Mar. 1	OKLAHOMA*	—	—	—	—	—	—	—	—	—	—	—	—	—	—	—
Mar. 4	@West Virginia*	—	—	—	—	—	—	—	—	—	—	—	—	—	—	—

MANNING'S CAREER STATS

YEAR	GP	GS	Min	Avg.	FGM	FGA	Pct.	3FGM	3FGA	Pct.	FTM	FTA	Pct.	Off	Def	Tot	Avg.	PF	Ast	TO	Blk	Stl	Pts	Avg.
2022-23 (Fr.)	—	—	—	—	—	—	—	—	—	—	—	—	—	—	—	—	—	—	—	—	—	—	—	—
Totals	—	—	—	—	—	—	—	—	—	—	—	—	—	—	—	—	—	—	—	—	—	—	—	—

Wildcats



SUPERLATIVES

	FR	SO	JR	SR	CAR
10+ Points	—	—	—	—	—
20+ Points	—	—	—	—	—
2+ 3FGM	—	—	—	—	—
Double-Double	—	—	—	—	—
5+ Rebounds	—	—	—	—	—
10+ Rebounds	—	—	—	—	—
3+ Assists	—	—	—	—	—
Multiple Steals	—	—	—	—	—
2+ Blocks	—	—	—	—	—

PERSONAL HIGHS

■ Points	
Season	—
Career	2 vs. ULM (11/9/21)
Big 12	—
■ Field Goals Made	
Season	—
Career	1 vs. ULM (11/9/21)
Big 12	—
■ Field Goals Attempted	
Season	—
Career	2, twice
Big 12	—
■ 3-Point Field Goals Made	
Season	—
Career	—
Big 12	—
■ 3-Point Field Goals Attempted	
Season	—
Career	1 vs. Northwestern State (12/14/21)
Big 12	—
■ Free Throws Made	
Season	—
Career	—
Big 12	—
■ Free Throws Attempted	
Season	—
Career	—
Big 12	—
■ Rebounds	
Season	—
Career	2, twice
Big 12	—
■ Assists	
Season	—
Career	1, twice
Big 12	—
■ Blocked Shots	
Season	—
Career	1, 3 times
Big 12	—
■ Steals	
Season	—
Career	1, twice
Big 12	—
■ Minutes	
Season	—
Career	9 vs. ULM (11/9/21)
Big 12	—

COLBERT'S CAREER STATS

YEAR	GP	GS	Min	Avg.	FGM	FGA	Pct.	3FGM	3FGA	Pct.	FTM	FTA	Pct.	Off	Def	Tot	Avg.	PF	Ast	TO	Blk	Stl	Pts	Avg.
*2021-22 (Fr.)	4	0	26	6.6	1	4	.250	0	1	.000	0	0	.000	2	3	5	1.3	5	2	1	3	2	2	0.5
2022-23 (So.)	—	—	—	—	—	—	—	—	—	—	—	—	—	—	—	—	—	—	—	—	—	—	—	—
Totals	4	0	26	6.6	1	4	.250	0	1	.000	0	0	.000	2	3	5	1.3	5	2	1	3	2	2	0.5

*at LSU

SEASON STATS

PPG	RPG	APG	FG%	3FG%	FT%
—	—	—	—	—	—

COLBERT AT A GLANCE

► Expected to redshirt the season.

LAST GAME

MIN	PTS	REBS	ASTS	BLKS	STLS
—	—	—	—	—	—

TOP PERFORMANCES

► Has not seen any action.

BACKGROUND

- Transferred to K-State after 1 season (2021-22) at LSU.
- Was the first-ever signee for first-year head coach **Jerome Tang**.
- Helped lead Houston [Tenn.] High School to their first-ever Class 3A State Championship in 2020-21 while playing for former NBA player **Mike Miller**.

2022-23 GAME-BY-GAME STATISTICS

Date	Opponent	GS	MIN	FG	3PT	FT	O	D	TR	PF	AST	TO	BLK	STL	PTS	+/-
Nov. 7	UTRGV	—	—	—	—	—	—	—	—	—	—	—	—	—	—	—
Nov. 11	@California	—	—	—	—	—	—	—	—	—	—	—	—	—	—	—
Nov. 17	KANSAS CITY	—	—	—	—	—	—	—	—	—	—	—	—	—	—	—
Nov. 21	vs. Rhode Island	—	—	—	—	—	—	—	—	—	—	—	—	—	—	—
Nov. 22	vs. Nevada	—	—	—	—	—	—	—	—	—	—	—	—	—	—	—
Nov. 23	vs. LSU	—	—	—	—	—	—	—	—	—	—	—	—	—	—	—
Nov. 30	@Butler	—	—	—	—	—	—	—	—	—	—	—	—	—	—	—
Dec. 3	WICHITA STATE	—	—	—	—	—	—	—	—	—	—	—	—	—	—	—
Dec. 6	ABILENE CHRISTIAN	—	—	—	—	—	—	—	—	—	—	—	—	—	—	—
Dec. 11	UIW	—	—	—	—	—	—	—	—	—	—	—	—	—	—	—
Dec. 17	NEBRASKA	—	—	—	—	—	—	—	—	—	—	—	—	—	—	—
Dec. 21	RADFORD	—	—	—	—	—	—	—	—	—	—	—	—	—	—	—
Dec. 31	24/24 WEST VIRGINIA*	—	—	—	—	—	—	—	—	—	—	—	—	—	—	—
Jan. 3	@6/6 Texas*	—	—	—	—	—	—	—	—	—	—	—	—	—	—	—
Jan. 7	@19/16 Baylor*	—	—	—	—	—	—	—	—	—	—	—	—	—	—	—
Jan. 10	OKLAHOMA STATE*	—	—	—	—	—	—	—	—	—	—	—	—	—	—	—
Jan. 14	@17/17 TCU*	—	—	—	—	—	—	—	—	—	—	—	—	—	—	—
Jan. 17	2/2 KANSAS*	—	—	—	—	—	—	—	—	—	—	—	—	—	—	—
Jan. 21	TEXAS TECH*	—	—	—	—	—	—	—	—	—	—	—	—	—	—	—
Jan. 24	@12/13 Iowa State*	—	—	—	—	—	—	—	—	—	—	—	—	—	—	—
Jan. 28	FLORIDA	—	—	—	—	—	—	—	—	—	—	—	—	—	—	—
Jan. 31	@8/8 Kansas*	—	—	—	—	—	—	—	—	—	—	—	—	—	—	—
Feb. 4	10/9 TEXAS*	—	—	—	—	—	—	—	—	—	—	—	—	—	—	—
Feb. 7	17/19 TCU*	—	—	—	—	—	—	—	—	—	—	—	—	—	—	—
Feb. 11	@Texas Tech*	—	—	—	—	—	—	—	—	—	—	—	—	—	—	—
Feb. 14	@Oklahoma*	—	—	—	—	—	—	—	—	—	—	—	—	—	—	—
Feb. 18	19/18 IOWA STATE*	—	—	—	—	—	—	—	—	—	—	—	—	—	—	—
Feb. 21	9/10 BAYLOR*	—	—	—	—	—	—	—	—	—	—	—	—	—	—	—
Feb. 25	@Oklahoma State*	—	—	—	—	—	—	—	—	—	—	—	—	—	—	—
Mar. 1	OKLAHOMA*	—	—	—	—	—	—	—	—	—	—	—	—	—	—	—
Mar. 4	@West Virginia*	—	—	—	—	—	—	—	—	—	—	—	—	—	—	—

21

G | SR-TR



NATE AWBREY

G | 6-3 | 190 | Sr-TR | Manhattan, Kan. | Manhattan | Manhattan Christian College



@Nawbrey33

2021-22 NCAA Pete Maravich Finalist
2-time NCAA Scholar-Athlete

SUPERLATIVES

	FR	SO	JR	SR ₁	SR ₂	CAR
10+ Points	—	—	—	—	—	—
20+ Points	—	—	—	—	—	—
30+ Points	—	—	—	—	—	—
3+ 3FGM	—	—	—	—	—	—
5+ Rebounds	—	—	—	—	—	—
10+ Rebounds	—	—	—	—	—	—
5+ Assists	—	—	—	—	—	—
2+ Steals	—	—	—	—	—	—
Double-Doubles	—	—	—	—	—	—

PERSONAL HIGHS

■ Points

Season 1 vs. Florida (1/28/23)

Career 1 vs. Florida (1/28/23)

Big 12 —

■ Field Goals Made

Season —

Career —

Big 12 —

■ Field Goals Attempted

Season 2 vs. UIW (12/11/22)

Career 2 vs. UIW (12/11/22)

Big 12 —

■ 3-Point Field Goals Made

Season —

Career —

Big 12 —

■ 3-Point Field Goals Attempted

Season 1 vs. Florida (1/28/23)

Career 1 vs. Florida (1/28/23)

Big 12 —

■ Free Throws Made

Season 1 vs. Florida (1/28/23)

Career 1 vs. Florida (1/28/23)

Big 12 —

■ Free Throws Attempted

Season 2 vs. Florida (1/28/23)

Career 2 vs. Florida (1/28/23)

Big 12 —

■ Rebounds

Season —

Career —

Big 12 —

■ Assists

Season 1 vs. UTRGV (11/7/22)

Career 1 vs. UTRGV (11/7/22)

Big 12 —

■ Blocked Shots

Season —

Career —

Big 12 —

■ Steals

Season —

Career —

Big 12 —

■ Minutes

Season 5 vs. UIW (12/11/22)

Career 5 vs. UIW (12/11/22)

Big 12 —

SEASON STATS

PPG	RPG	APG	FG%	3FG%	FT%
0.2	0.0	0.2	0.0	0.0	50.0

AWBREY AT A GLANCE

► Local product who opted to walk-on for his final year of eligibility after playing 4 seasons (2018-22) at Manhattan Christian College, which plays in the National Christian College Athletic Association... Helped the Thunder to 3 consecutive trips to the NCAA Tournament, including a Final Four berth in 2022.

► Has seen action in 6 games this season off the bench... Played in 95 games with countless starts in his time at Manhattan Christian College.

► Saw his first action as a Wildcat in the opener with UTRGV (11/7/22), dishing out an assist in 2 minutes with 1 shot attempt.

► Played a season-high 5 minutes vs. UIW (12/11/22), missing 2 shot attempts.

► One of 5 1,000-point scorers on the K-State roster, becoming the 26th player in MCC history to eclipse 1,000 career points with 1,032 in his 95-game career.

► Rehabbed from a torn ACL in the 2021 NCAA National Tournament to play his senior season in 2021-22 at MCC.

LAST GAME (vs. 17/19 TCU 2/7/23)

MIN	PTS	REBS	ASTS	BLKS	STLS
0+	0	0	0	0	0

TOP PERFORMANCES

► Scored his career-high of 25 points vs. Ozark Christian (2/7/20).

► Scored his first points as a Wildcat with a free throw in the waning minutes in the win over Florida (1/28/23).

► Collected a career-best 13 rebounds at Kansas Christian (2/13/21).

BACKGROUND

► Also played soccer at Manhattan Christian College

► Comes from an athletic family... Mom, **Teri**, played basketball at Fort Hays State, while brother, **Gabe**, played basketball and soccer at MCC... Cousin, **Shawn Rhodes**, played at basketball at K-State, scoring nearly 1,000 points from 1995-99.

2022-23 GAME-BY-GAME STATISTICS

Date	Opponent	GS	MIN	FG	3PT	FT	O	D	TR	PF	AST	TO	BLK	STL	PTS	+/-
Nov. 7	UTRGV	2	0-1	0-0	0-0	0	0	0	0	0	1	0	0	0	0	0
Nov. 11	@California	—	—	—	—	—	—	—	—	—	—	—	—	—	—	—
Nov. 17	KANSAS CITY	—	—	—	—	—	—	—	—	—	—	—	—	—	—	—
Nov. 21	vs. Rhode Island	0+	0-1	0-0	0-0	0	0	0	0	0	0	0	0	0	0	-3
Nov. 22	vs. Nevada	—	—	—	—	—	—	—	—	—	—	—	—	—	—	—
Nov. 23	vs. LSU	—	—	—	—	—	—	—	—	—	—	—	—	—	—	—
Nov. 30	@Butler	—	—	—	—	—	—	—	—	—	—	—	—	—	—	—
Dec. 3	WICHITA STATE	—	—	—	—	—	—	—	—	—	—	—	—	—	—	—
Dec. 6	ABILENE CHRISTIAN	0+	0-0	0-0	0-0	0	0	0	0	0	0	0	0	0	0	1
Dec. 11	UIW	5	0-2	0-0	0-0	0	0	0	0	0	1	0	0	0	0	-1
Dec. 17	NEBRASKA	—	—	—	—	—	—	—	—	—	—	—	—	—	—	—
Dec. 21	RADFORD	—	—	—	—	—	—	—	—	—	—	—	—	—	—	—
Dec. 31	24/24 WEST VIRGINIA*	—	—	—	—	—	—	—	—	—	—	—	—	—	—	—
Jan. 3	@6/6 Texas*	—	—	—	—	—	—	—	—	—	—	—	—	—	—	—
Jan. 7	@19/16 Baylor*	—	—	—	—	—	—	—	—	—	—	—	—	—	—	—
Jan. 10	OKLAHOMA STATE*	—	—	—	—	—	—	—	—	—	—	—	—	—	—	—
Jan. 14	@17/17 TCU*	—	—	—	—	—	—	—	—	—	—	—	—	—	—	—
Jan. 17	2/2 KANSAS*	—	—	—	—	—	—	—	—	—	—	—	—	—	—	—
Jan. 21	TEXAS TECH*	—	—	—	—	—	—	—	—	—	—	—	—	—	—	—
Jan. 24	@12/13 Iowa State*	—	—	—	—	—	—	—	—	—	—	—	—	—	—	—
Jan. 28	FLORIDA	1+	0-1	0-1	1-2	0	0	0	0	0	1	0	0	0	0	-4
Jan. 31	@8/8 Kansas*	—	—	—	—	—	—	—	—	—	—	—	—	—	—	—
Feb. 4	10/9 TEXAS*	—	—	—	—	—	—	—	—	—	—	—	—	—	—	—
Feb. 7	17/19 TCU*	0+	0-0	0-0	0-0	0	0	0	0	0	0	0	0	0	0	0
Feb. 11	@Texas Tech*	—	—	—	—	—	—	—	—	—	—	—	—	—	—	—
Feb. 14	@Oklahoma*	—	—	—	—	—	—	—	—	—	—	—	—	—	—	—
Feb. 18	19/18 IOWA STATE*	—	—	—	—	—	—	—	—	—	—	—	—	—	—	—
Feb. 21	9/10 BAYLOR*	—	—	—	—	—	—	—	—	—	—	—	—	—	—	—
Feb. 25	@Oklahoma State*	—	—	—	—	—	—	—	—	—	—	—	—	—	—	—
Mar. 1	OKLAHOMA*	—	—	—	—	—	—	—	—	—	—	—	—	—	—	—
Mar. 4	@West Virginia*	—	—	—	—	—	—	—	—	—	—	—	—	—	—	—

AWBREY'S CAREER STATS

YEAR	GP	GS	Min	Avg.	FGM	FGA	Pct.	3FGM	3FGA	Pct.	FTM	FTA	Pct.	Off	Def	Tot	Avg.	PF	Ast	TO	Blk	Stl	Pts	Avg.
*2018-19 (Fr.)	23	—	644	28.0	128	268	.478	28	69	.406	54	73	.740	16	110	126	5.5	—	75	—	1	12	338	14.7
*2019-20 (So.)	24	7	539	22.5	67	165	.406	24	68	.353	51	62	.823	11	68	79	3.3	44	58	28	0	22	209	8.7
*2020-21 (Jr.)	22	19	593	27.0	115	236	.487	16	55	.291	45	56	.804	42	69	111	5.0	31	56	27	3	21	291	13.2
*2021-22 (Sr.)	26	21	538	20.7	69	158	.437	12	45	.267	44	55	.800	16	64	80	3.1	20	55	27	0	14	194	7.5
2022-23 (Sr.)	6	0	10	1.6	0	5	.000	0	1	.000	1	2	.500	0	0	0	0.0	0	1	2	0	0	1	0.2
Totals	6	0	10	1.6	0	5	.000	0	1	.000	1	2	.500	0	0	0	0.0	0	1	2	0	0	1	0.2

Wildcats

*at Manhattan Christian College

23
C | SR.-TR



ABAYOMI [BAYBE] IYIOLA

C | 6-10 | 220 | Sr-TR | Ibadan, Nigeria | Greenforest-McCaleb Christian | Stetson | Arkansas | Hofstra



@abosticall



 baybe_iyiola



2018 Atlantic Sun [ASUN] All-Freshman Team

SUPERLATIVES

	FR	SO	JR	SR ₁	SR ₂	CAR
10+ Points	18	15	—	6	4	43
15+ Points	6	8	—	2	—	16
20+ Points	1	2	—	—	—	3
30+ Points	—	—	—	—	—	—
5+ Rebounds	23	25	—	21	7	76
10+ Rebounds	4	10	—	9	—	23
2+ Steals	2	10	—	6	—	18
2+ Blocks	3	10	—	5	1	19
Double-Doubles	4	8	—	4	—	16

PERSONAL HIGHS

■ Points

Season	14 vs. West Virginia (12/31/22)
Career	26 at South Florida (11/28/18)
Big 12	14 vs. West Virginia (12/31/22)

■ **Field Goals Made**

Season	6 vs. West Virginia (12/31/22)
Career	10, twice
Big 12	6 vs. West Virginia (12/31/22)

■ **Field Goals Attempted**

Season	7 vs. West Virginia (12/31/22)
Career	17 vs. Western Illinois (12/5/18)
Big 12	7 vs. West Virginia (12/31/22)

■ 3-Point Field Goals Made

Season	—
Career	1 vs. Western Illinois (12/5/18)
Big 12	—

■ 3-Point Field Goals Attempted

Season	1 vs. Texas Tech (1/21/23)
Career	2 at UCF (12/16/18)
Big 12	1 vs. Texas Tech (1/21/23)

■ **Free Throws Made**

Season	5 at Texas Tech (2/11/23)
Career	6, 3 times
Big 12	5 at Texas Tech (2/11/23)

■ **Free Throws Attempted**

Season	6 at Texas Tech (2/11/23)
Career	10 at South Florida (11/28/18)
Big 12	6 at Texas Tech (2/11/23)

■ Rebounds

Season	8 vs. West Virginia (12/31/22)
Career	15 at James Madison (1/9/22)
Big 12	8 vs. West Virginia (12/31/22)

■ Assists

Season	2, 3 times
Career	2, 9 times
Big 12	2, 3 times

■ Blocked Shots

Season	2 vs. Radford (12/21/22)
Career	4, twice
Big 12	1, 6 times

■ Steals

Season	1, 7 times
Career	4 at Jacksonville (1/30/19)
Big 12	1, 5 times

■ Minutes

Season	25 at Baylor (1/7/23)
Career	34, twice
Big 12	25 at Baylor (1/7/23)

IYIOLA'S CAREER STATS

YEAR	GP	GS	Min	Avg.	FGM	FGA	Pct.	3FGM	3FGA	Pct.	FTM	FTA	Pct.	Off	Def	Tot	Avg.	PF	Ast	TO	Blk	Stl	Pts	Avg.
*2017-18 (Fr.)	32	8	615	19.2	139	268	.519	0	3	.000	44	65	.677	77	122	199	6.2	97	5	35	21	16	322	10.1
*2018-19 (So.)	31	31	710	22.9	135	279	.484	1	8	.125	63	86	.733	85	150	235	7.6	88	14	40	37	30	334	10.8
**2019-20 (Jr.)			Redshirt																					
**2020-21 (Jr.)	1	0	2	1.6	0	0	.000	0	0	.000	0	0	.000	0	1	1	1.0	0	0	0	0	0	0	0.0
***2021-22 (Sr.)	28	25	565	20.2	84	133	.632	0	1	.000	32	42	.762	84	116	200	7.1	77	15	17	17	21	200	7.1
2022-23 (Sr.)	24	9	313	13.0	33	61	.541	0	1	.000	30	37	.811	26	49	75	3.1	48	10	21	9	7	96	4.0
Totals	116	73	2205	19.0	391	741	.528	1	13	.077	169	230	.735	272	438	710	6.1	310	44	113	84	74	952	8.2

Wildcats

*at Stetson | **at Arkansas | ***at Hofstra

24

G | FR.-HS



DORIAN FINISTER

G | 6-5 | 190 | Fr.-HS | New Orleans, La. | Carver

@doo4three

doodagoat

SUPERLATIVES

	FR	SO	JR	SR	CAR
10+ Points	1	—	—	—	1
20+ Points	—	—	—	—	—
30+ Points	—	—	—	—	—
3+ 3FGM	—	—	—	—	—
Double-Doubles	—	—	—	—	—
5+ Rebounds	1	—	—	—	1
5+ Assists	—	—	—	—	—
Multiple Steals	—	—	—	—	—
2+ Blocks	—	—	—	—	—

PERSONAL HIGHS

■ Points

Season 10 vs. UIW (12/11/22)

Career 10 vs. UIW (12/11/22)

Big 12 —

■ Field Goals Made

Season 4 vs. UIW (12/11/22)

Career 4 vs. UIW (12/11/22)

Big 12 —

■ Field Goals Attempted

Season 5 vs. UIW (12/11/22)

Career 5 vs. UIW (12/11/22)

Big 12 —

■ 3-Point Field Goals Made

Season 2 vs. UIW (12/11/22)

Career 2 vs. UIW (12/11/22)

Big 12 —

■ 3-Point Field Goals Attempted

Season 2 vs. UIW (12/11/22)

Career 2 vs. UIW (12/11/22)

Big 12 —

■ Free Throws Made

Season —

Career —

Big 12 —

■ Free Throws Attempted

Season —

Career —

Big 12 —

■ Rebounds

Season 7 vs. UIW (12/11/22)

Career 7 vs. UIW (12/11/22)

Big 12 —

■ Assists

Season 4 vs. UIW (12/11/22)

Career 4 vs. UIW (12/11/22)

Big 12 —

■ Blocked Shots

Season —

Career —

Big 12 —

■ Steals

Season 1, twice

Career 1, twice

Big 12 —

■ Minutes

Season 22 vs. UIW (12/11/22)

Career 22 vs. UIW (12/11/22)

Big 12 —

SEASON STATS

PPG	RPG	APG	FG%	3FG%	FT%
2.0	2.3	1.2	50.0	—	—

FINISTER AT A GLANCE

► Was expected to redshirt but played well enough in the preseason to earn the opportunity to play right away... Has played in 6 of the first 12 games, including a season-high 22 minutes vs. UIW (12/11/22).

► Collected his first career double-digit scoring game in the win over UIW (12/11/22) with 10 points on 4-of-5 shooting with a pair of 3-pointers... Also added a season-best 7 rebounds and 4 assists in his 22 minutes.

► Scored his first career points in the win over Rhode Island (11/21/22), hitting his only field goal attempt to go with 2 rebounds, 1 assist and 1 steal in nearly 10 minutes of action off the bench.

LAST GAME (vs. UIW 12/11/22)

MIN	PTS	REBS	ASTS	BLKS	STLS
22	10	7	4	0	0

TOP PERFORMANCES

► Enjoyed a career day vs. UIW (12/11/22), scoring a season-high 10 points on 4-of-5 field goals, including 2-of-2 from 3-point range, to go with season-bests in rebounds (7) and assists (4) to go with a steal in 22 minutes.

► Scored his first career points vs. Rhode Island (11/21/22).

► Grabbed 3 rebounds and dished out 2 assists vs. UTRGV (11/7/22).

BACKGROUND

► Helped Carver High to an 88-16 record and 3 consecutive LHSAAA Class 4A Final Fours (2020, 2021, 2022), including a 33-5 record and state title in 2022.

► Scored more than 1,300 points in his 103-game career at Carver, where he averaged 12.7 points, 7.3 rebounds, 4.5 assists, 1.8 steals and 1.5 blocks.

2022-23 GAME-BY-GAME STATISTICS

Date	Opponent	GS	MIN	FG	3PT	FT	O	D	TR	PF	AST	TO	BLK	STL	PTS	+/-
Nov. 7	UTRGV	13	0-3	0-0	0-0	0	3	3	0	2	0	0	0	0	4	
Nov. 11	@California	—	—	—	—	—	—	—	—	—	—	—	—	—	—	
Nov. 17	KANSAS CITY	2	0-0	0-0	0-0	0	1	1	0	0	0	0	0	0	-3	
Nov. 21	vs. Rhode Island	10	1-1	0-0	0-0	0	2	2	1	1	0	0	1	2	-2	
Nov. 22	vs. Nevada	—	—	—	—	—	—	—	—	—	—	—	—	—	—	
Nov. 23	vs. LSU	—	—	—	—	—	—	—	—	—	—	—	—	—	—	
Nov. 30	@Butler	0+	0-0	0-0	0-0	0	0	0	0	0	1	0	0	0	-1	
Dec. 3	WICHITA STATE	5	0-1	0-0	0-0	0	1	1	0	0	1	0	0	0	2	
Dec. 6	ABILENE CHRISTIAN	—	—	—	—	—	—	—	—	—	—	—	—	—	—	
Dec. 11	UIW	22	4-5	2-2	0-0	2	5	7	0	4	0	0	1	10	25	
Dec. 17	NEBRASKA	—	—	—	—	—	—	—	—	—	—	—	—	—	—	
Dec. 21	RADFORD	—	—	—	—	—	—	—	—	—	—	—	—	—	—	
Dec. 31	24/24 WEST VIRGINIA*	—	—	—	—	—	—	—	—	—	—	—	—	—	—	
Jan. 3	@6/6 Texas*	—	—	—	—	—	—	—	—	—	—	—	—	—	—	
Jan. 7	@19/16 Baylor*	—	—	—	—	—	—	—	—	—	—	—	—	—	—	
Jan. 10	OKLAHOMA STATE*	—	—	—	—	—	—	—	—	—	—	—	—	—	—	
Jan. 14	@17/17 TCU*	—	—	—	—	—	—	—	—	—	—	—	—	—	—	
Jan. 17	2/2 KANSAS*	—	—	—	—	—	—	—	—	—	—	—	—	—	—	
Jan. 21	TEXAS TECH*	—	—	—	—	—	—	—	—	—	—	—	—	—	—	
Jan. 24	@12/13 Iowa State*	—	—	—	—	—	—	—	—	—	—	—	—	—	—	
Jan. 28	FLORIDA	—	—	—	—	—	—	—	—	—	—	—	—	—	—	
Jan. 31	@8/8 Kansas*	—	—	—	—	—	—	—	—	—	—	—	—	—	—	
Feb. 4	10/9 TEXAS*	—	—	—	—	—	—	—	—	—	—	—	—	—	—	
Feb. 7	17/19 TCU*	—	—	—	—	—	—	—	—	—	—	—	—	—	—	
Feb. 11	@Texas Tech*	—	—	—	—	—	—	—	—	—	—	—	—	—	—	
Feb. 14	@Oklahoma*	—	—	—	—	—	—	—	—	—	—	—	—	—	—	
Feb. 18	19/18 IOWA STATE*	—	—	—	—	—	—	—	—	—	—	—	—	—	—	
Feb. 21	9/10 BAYLOR*	—	—	—	—	—	—	—	—	—	—	—	—	—	—	
Feb. 25	@Oklahoma State*	—	—	—	—	—	—	—	—	—	—	—	—	—	—	
Mar. 1	OKLAHOMA*	—	—	—	—	—	—	—	—	—	—	—	—	—	—	
Mar. 4	@West Virginia*	—	—	—	—	—	—	—	—	—	—	—	—	—	—	

FINISTER CAREER STATS

YEAR	GP	GS	Min	Avg.	FGM	FGA	Pct.	3FGM	3FGA	Pct.	FTM	FTA	Pct.	Off	Def	Tot	Avg.	PF	Ast	TO	Blk	Stl	Pts	Avg.
2022-23 (Fr.)	6	0	52	8.6	5	10	.500	2	2	1.000	0	0	.000	2	12	14	2.3	1	7	2	0	2	12	2.0
Totals	6	0	52	8.6	5	10	.500	2	2	1.000	0	0	.000	2	12	14	2.3	1	7	2	0	2	12	2.0

Wildcats

25
F | JR.-1L



ISMAEL [ISH] MASSOUD

F | 6-9 | 225 | Jr.-1L | East Harlem, N.Y. | The MacDuffie School | Wake Forest

[@IsmaelMassoud](#)

[ishhhy_masss](#)

SUPERLATIVES

	FR	SO ₁	SO ₂	JR	SR	CAR
10+ Points	4	7	11	4	—	26
15+ Points	—	2	3	—	—	5
20+ Points	—	1	—	—	—	1
2+ 3FGM	10	10	9	8	—	37
Double-Doubles	—	—	—	—	—	—
5+ Rebounds	2	7	6	1	—	16
3+ Assists	—	1	1	—	—	2
Multiple Steals	2	2	7	1	—	12
2+ Blocks	1	—	2	—	—	3

PERSONAL HIGHS

■ Points

Season	13, twice
Career	31 vs. Pittsburgh (1/23/21)
Big 12	13, 5 times

■ Field Goals Made

Season	5 vs. Texas Tech (1/21/23)
Career	10 vs. Pittsburgh (1/23/21)
Big 12	5, 4 times

■ Field Goals Attempted

Season	9 vs. Texas (2/4/23)
Career	14 vs. Pittsburgh (1/23/21)
Big 12	13 at West Virginia (1/8/22)

■ 3-Point Field Goals Made

Season	4 at Iowa State (1/24/23)
Career	8 vs. Pittsburgh (1/23/21)
Big 12	4 at Iowa State (1/24/23)

■ 3-Point Field Goals Attempted

Season	6 vs. Texas (2/4/23)
Career	10 vs. Pittsburgh (1/23/21)
Big 12	7, twice

■ Free Throws Made

Season	4, 3 times
Career	8 vs West Virginia (2/14/22)
Big 12	8 vs West Virginia (2/14/22)

■ Free Throws Attempted

Season	4, 3 times
Career	10 vs West Virginia (2/14/22)
Big 12	10 vs West Virginia (2/14/22)

■ Rebounds

Season	6 vs. Florida (1/28/23)
Career	8 at Duke (1/9/21)
Big 12	5 at West Virginia (1/8/22)

■ Assists

Season	2, 4 times
Career	3 at Pittsburgh (3/2/21)
Big 12	2, twice

■ Blocked Shots

Season	1, 4 times
Career	2, 3 times
Big 12	1, 7 times

■ Steals

Season	2 vs. Oklahoma State (1/10/23)
Career	4 at Texas Tech (2/28/22)
Big 12	4 at Texas Tech (2/28/22)

■ Minutes

Season	27 at Iowa State (1/24/23)
Career	35 vs. West Virginia (3/9/22)
Big 12	35 vs. Texas (1/4/22)

SEASON STATS

PPG	RPG	APG	FG%	3FG%	FT%
5.4	1.6	0.5	39.1	41.7	95.0

MASSOUD AT A GLANCE

► Has come off the bench in 25 games, averaging 14.8 minutes per game... Did not play vs. Kansas City, Wichita State and ACU due to illness/injury.

► Has now seen action in 56 career games at K-State with 18 starts, while he has played in 109 total games with 26 starts in his college career (Wake Forest, K-State)... Was one of just 2 Wildcats to play in all 31 games in 2021-22.

► Scored a season-high 13 points in the win over No. 19/17 Baylor (1/7/23), including hitting the game-winning 3-pointer in overtime... Matched season-high with 13 at No. 12/13 Iowa State (1/24/23) on 4-of-5 from 3-point range.

► Has been solid off the bench since the start of Big 12 play, averaging 6.4 points on 40.5 percent shooting, including 42.6 percent from 3-point range... Has 5 or more points in 13 of 16 games, including 3 double-digit scoring games.

► Had the game-winning steal in the waning seconds in the overtime win over No. 2/2 Kansas (1/17/23), while adding 6 points, 2 rebounds and a block.

► Now has 26 career double-digit scoring games, including a career-best 31-point performance vs. Pitt (1/23/21) on 10-of-14 field goals with 8 triples.

► Had 11 double-digit scoring games in 2021-22, including 5 in Big 12 play... Scored a season-high 17 points vs. Green Bay (12/12/21) on 5-of-5 field goals, including 4-of-4 from 3-point range, and 3-of-3 free throws.

► Has 135 3-pointers in his career, posting 2 or more triples in 37 of 109 games.

2022-23 GAME-BY-GAME STATISTICS

Date	Opponent	GS	MIN	FG	3PT	FT	O	D	TR	PF	AST	TO	BLK	STL	PTS	+/-
Nov. 7	UTRGV		14	3-6	2-3	2-2	2	1	3	2	0	0	0	0	10	1
Nov. 11	@California		10	1-5	1-3	0-0	2	0	2	0	0	3	0	1	3	-8
Nov. 17	KANSAS CITY		—	—	—	—	—	—	—	—	—	—	—	—	—	—
Nov. 21	vs. Rhode Island		15	2-4	1-2	0-0	1	0	1	2	0	0	1	0	5	2
Nov. 22	vs. Nevada		10	2-3	1-1	0-0	1	1	2	2	0	0	0	0	5	0
Nov. 23	vs. LSU		0+	0-1	0-1	0-0	0	0	0	0	0	0	0	0	0	-3
Nov. 30	@Butler		23	1-5	0-2	0-0	0	0	0	0	2	1	1	0	2	10
Dec. 3	WICHITA STATE		—	—	—	—	—	—	—	—	—	—	—	—	—	—
Dec. 6	ABILENE CHRISTIAN		—	—	—	—	—	—	—	—	—	—	—	—	—	—
Dec. 11	UIW		14	1-2	1-2	0-0	0	2	2	1	0	0	0	1	3	18
Dec. 17	NEBRASKA		—	—	—	—	—	—	—	—	—	—	—	—	—	—
Dec. 21	RADFORD		5	0-0	0-0	0-0	0	0	0	1	1	0	0	0	0	-4
Dec. 31	24/24 WEST VIRGINIA*		20	2-5	1-2	0-0	1	1	2	5	1	1	0	0	5	3
Jan. 3	@6/6 Texas*		21	0-4	0-2	4-4	1	3	4	2	2	1	0	0	4	3
Jan. 7	@19/16 Baylor*		16	3-4	3-4	4-4	0	0	0	1	0	1	0	0	13	-3
Jan. 10	OKLAHOMA STATE*		15	2-7	2-6	0-0	1	1	2	0	0	0	0	2	6	-8
Jan. 14	@17/17 TCU*		18	2-7	2-4	0-0	1	2	3	3	2	0	1	0	6	-5
Jan. 17	2/2 KANSAS*		18	2-3	2-2	0-0	0	2	2	3	0	0	1	1	6	4
Jan. 21	TEXAS TECH*		22	5-6	2-3	0-0	1	0	1	1	2	1	1	0	12	8
Jan. 24	@12/13 Iowa State*		27	4-6	4-5	1-2	0	0	0	5	0	0	0	0	13	0
Jan. 28	FLORIDA		21	1-5	1-4	2-2	3	3	6	2	0	0	0	0	5	5
Jan. 31	@8/8 Kansas*		14	1-3	0-1	0-0	1	1	2	4	0	0	0	0	2	-17
Feb. 4	10/9 TEXAS*		13	1-9	1-6	2-2	0	1	1	1	1	0	0	0	5	2
Feb. 7	17/19 TCU*		4	0-1	0-1	0-0	0	0	0	1	1	0	0	0	0	-1
Feb. 11	@Texas Tech*		12	2-4	2-4	0-0	0	2	2	3	1	1	0	0	6	-3
Feb. 14	@Oklahoma*		11	2-5	1-3	0-0	1	0	1	3	0	0	0	0	5	-9
Feb. 18	19/18 IOWA STATE*		19	2-6	1-5	4-4	1	2	3	1	0	0	0	0	9	4
Feb. 21	9/10 BAYLOR*		13	2-3	1-2	0-0	1	0	1	0	0	0	0	0	5	4
Feb. 25	@Oklahoma State*		14	2-6	1-4	0-0	0	1	1	2	0	1	0	0	5	7
Mar. 1	OKLAHOMA*															
Mar. 4	@West Virginia*															

MASSOUD'S CAREER STATS

YEAR	GP	GS	Min	Avg.	FGM	FGA	Pct.	3FGM	3FGA	Pct.	FTM	FTA	Pct.	Off	Def	Tot	Avg.	PF	Ast	TO	Blk	Stl	Pts	Avg.
*2019-20 (Fr.)	31	0	376	12.1	47	122	.385	33	83	.398	22	29	.759	6	57	63	2.0	31	9	23	12	10	149	4.8
*2020-21 (So.)	22	8	478	21.7	58	170	.341	36	107	.336	30	41	.732	16	59	75	3.4	41	11	32	1	8	182	8.3
2021-22 (So.)	31	18	752	24.3	70	193	.363	36	108	.333	35	40	.875	17	70	87	2.8	60	10	24	11	23	211	6.8
2022-23 (Jr.)	25	0	370	14.8	43	110	.391	30	72	.417	19	20	.950	18	23	41	1.6	45	13	10	5	5	135	5.4
Totals	109	26	1975	18.1	218	595	.366	135	370	.365	106	130	.815	57	209	266	2.4	177	43	89	29	46	677	6.2

*at Wake Forest

Wildcats

35
F | JR.-TR



NAE'QWAN TOMLIN

F | 6-10 | 210 | Jr.-TR | Harlem, N.Y. | Urban Assembly School | Chipola [Fla.] College

@Nae_Ratty

nae_ratty



2022 NJCAA Honorable Mention All-American
2022 NJCAA Region 8 Tournament MVP
Big 12 co-Newcomer of the Week (12/27/23)

SUPERLATIVES

	FR	SO	JR1	JR2	SR	CAR
10+ Points	—	—	—	15	—	15
20+ Points	—	—	—	1	—	1
30+ Points	—	—	—	—	—	—
4+ 3FGM	—	—	—	—	—	—
5+ Rebounds	—	—	—	19	—	19
10+ Rebounds	—	—	—	3	—	3
2+ Steals	—	—	—	9	—	9
2+ Blocks	—	—	—	7	—	7
Double-Doubles	—	—	—	—	—	—

PERSONAL HIGHS

■ Points

Season	26 vs. Radford (12/21/22)
Career	26 vs. Radford (12/21/22)
Big 12	17 at Oklahoma (2/14/23)

■ Field Goals Made

Season	11 vs. Radford (12/21/22)
Career	11 vs. Radford (12/21/22)
Big 12	8 at Oklahoma (2/14/23)

■ Field Goals Attempted

Season	18 vs. Radford (12/21/22)
Career	18 vs. Radford (12/21/22)
Big 12	15 at Oklahoma (2/14/23)

■ 3-Point Field Goals Made

Season	2, twice
Career	2, twice
Big 12	1, 5 times

■ 3-Point Field Goals Attempted

Season	5 vs. Nebraska (12/17/22)
Career	5 vs. Nebraska (12/17/22)
Big 12	3, 4 times

■ Free Throws Made

Season	5 vs. Kansas (1/17/23)
Career	5 vs. Kansas (1/17/23)
Big 12	5 vs. Kansas (1/17/23)

■ Free Throws Attempted

Season	8 vs. West Virginia (12/31/22)
Career	8 vs. West Virginia (12/31/22)
Big 12	8 vs. West Virginia (12/31/22)

■ Rebounds

Season	10, 3 times
Career	10, 3 times
Big 12	10, 3 times

■ Assists

Season	5 at TCU (1/14/23)
Career	5 at TCU (1/14/23)
Big 12	5 at TCU (1/14/23)

■ Blocked Shots

Season	5 vs. Rhode Island (11/21/22)
Career	5 vs. Rhode Island (11/21/22)
Big 12	3, twice

■ Steals

Season	4, twice
Career	4, twice
Big 12	4, twice

■ Minutes

Season	40+ vs. Kansas (1/17/23)
Career	40+ vs. Kansas (1/17/23)
Big 12	40+ vs. Kansas (1/17/23)

SEASON STATS

PPG	RPG	BPG	FG%	3FG%	FT%
10.0	5.9	0.9	46.8	24.6	74.0

TOMLIN AT A GLANCE

- The junior college transfer has started all 29 games, averaging 27.2 minutes per game... Played in 80 games in junior college with 53 starts.
- Leads the Wildcats in blocks (0.9 bpg.), while he is 2nd in rebounding (5.9 rpg.) and 3rd in scoring (10.0 ppg.), made field goals (111) and steals (1.1 spg.)... 34 of his 111 made field goals have been dunks.
- Has scored in double figures in 15 games, including 6 times in Big 12 play... Among his best performances include 15 vs. Nebraska (12/17/22) and No. 2/2 Kansas (1/17/23), 26 vs. Radford (12/21/22) and 17 at Oklahoma (2/14/23).
- Named Big 12 co-Newcomer of the Week on Dec. 27 after posting his 1st career 20-point game with a team-high 26 points vs. Radford (12/21/22) on 11-of-18 shooting to go with 9 rebounds and 2 blocks in 33 minutes.
- Has 5 or more rebounds in 19 games, including a season-tying 10 at No. 17/17 TCU (1/14/23), No. 2/2 Kansas (1/17/23) and at Oklahoma (2/14/23).
- Has 2 seasons of eligibility left after playing 3 seasons at the junior college level at Monroe College (2019-20) and Chipola College (2020-22)... Helped Chipola to a 53-11 record in his 2 seasons, including back-to-back trips to the semifinals of the NJCAA National Tournament.
- One of 6 1,000-point scorers on the K-State roster after scoring 1,011 points in his JUCO career at Monroe College (2019-20) and Chipola College (2020-22).

2022-23 GAME-BY-GAME STATISTICS

Date	Opponent	GS	MIN	FG	3PT	FT	O	D	TR	PF	AST	TO	BLK	STL	PTS	+/-
Nov. 7	UTRGV	*	20	6-12	0-3	2-3	3	5	8	4	0	1	1	0	14	14
Nov. 11	@California	*	26	4-9	1-4	2-2	0	2	2	2	0	1	2	1	11	14
Nov. 17	KANSAS CITY	*	26	3-11	0-1	3-4	4	3	7	3	1	4	0	3	9	1
Nov. 21	vs. Rhode Island	*	26	5-8	1-2	4-5	1	5	6	2	1	1	5	0	15	14
Nov. 22	vs. Nevada	*	38	2-6	1-2	4-4	0	4	4	1	1	0	0	0	9	6
Nov. 23	vs. LSU	*	29	0-4	0-1	0-0	2	1	3	3	2	1	0	1	0	9
Nov. 30	@Butler	*	14	0-5	0-2	0-0	2	2	4	3	0	1	0	1	0	-20
Dec. 3	WICHITA STATE	*	33	5-12	2-4	2-4	2	4	6	3	0	1	2	2	14	6
Dec. 6	ABILENE CHRISTIAN	*	32	4-7	0-1	4-4	2	6	8	2	1	1	0	2	12	18
Dec. 11	UIW	*	23	7-9	1-1	0-2	2	7	9	1	1	1	0	1	15	44
Dec. 17	NEBRASKA	*	34	6-10	2-5	1-2	1	6	7	3	2	0	2	2	15	17
Dec. 21	RADFORD	*	33	11-18	1-4	3-3	6	3	9	2	1	0	2	1	26	18
Dec. 31	24/24 WEST VIRGINIA*	*	36	4-11	0-1	3-8	2	1	3	4	1	0	0	4	11	-5
Jan. 3	@6/6 Texas*	*	20	4-7	1-2	2-3	1	1	2	4	2	0	0	1	11	11
Jan. 7	@19/16 Baylor*	*	32	4-9	1-3	0-0	2	6	8	5	2	1	3	1	9	-3
Jan. 10	OKLAHOMA STATE*	*	31	3-13	0-3	0-0	5	2	7	2	1	1	3	0	6	5
Jan. 14	@17/17 TCU*	*	29	4-7	0-0	0-0	3	7	10	2	5	3	0	0	8	-11
Jan. 17	2/2 KANSAS*	*	40	5-11	0-2	5-6	5	5	10	5	0	3	1	2	15	1
Jan. 21	TEXAS TECH*	*	21	2-5	0-3	0-0	1	1	2	4	1	2	1	0	4	3
Jan. 24	@12/13 Iowa State*	*	32	2-3	0-0	2-2	0	0	0	3	2	0	0	2	6	1
Jan. 28	FLORIDA	*	24	4-11	0-1	3-4	1	5	6	1	1	0	0	0	11	22
Jan. 31	@8/8 Kansas*	*	32	4-7	1-2	2-2	1	7	8	2	1	3	0	0	11	-6
Feb. 4	10/9 TEXAS*	*	31	2-6	0-1	4-4	3	2	5	2	2	4	1	4	8	-6
Feb. 7	17/19 TCU*	*	18	1-3	0-2	2-2	1	2	3	2	2	0	0	1	4	1
Feb. 11	@Texas Tech*	*	18	3-6	1-3	3-4	5	2	7	5	1	3	0	2	10	8
Feb. 14	@Oklahoma*	*	32	8-15	0-2	1-2	4	6	10	3	1	2	1	0	17	-7
Feb. 18	19/18 IOWA STATE*	*	23	2-3	0-0	1-2	3	3	6	4	3	1	1	1	5	13
Feb. 21	9/10 BAYLOR*	*	19	3-6	1-2	1-1	4	4	8	3	1	1	0	1	8	10
Feb. 25	@Oklahoma State*	*	17	3-3	0-0	0-0	0	4	4	4	0	1	0	0	6	2
Mar. 1	OKLAHOMA*															
Mar. 4	@West Virginia*															


TOMLIN'S CAREER STATS

YEAR	GP	GS	Min	Avg.	FGM	FGA	Pct.	3FGM	3FGA	Pct.	FTM	FTA	Pct.	Off	Def	Tot	Avg.	PF	Ast	TO	Blk	Stl	Pts	Avg.
2022-23 (Jr.)	29	29	789	27.2	111	237	.468	14	57	.246	54	73	.740	66	106	172	5.9	84	36	37	25	33	290	10.0
Totals	29	29	789	27.2	111	237	.468	14	57	.246	54	73	.740	66	106	172	5.9	84	36	37	25	33	290	10.0

Wildcats

43

G | FR.-HS



PEYTON ACKERMAN

G | 5-10 | 150 | Fr.-HS | Oklahoma City, Okla. | Epic Charter School



@_peytonackerman



2ezpeyton

SUPERLATIVES

	FR	SO	JR	SR	CAR
10+ Points	—	—	—	—	—
20+ Points	—	—	—	—	—
30+ Points	—	—	—	—	—
3+ 3FGM	—	—	—	—	—
Double-Doubles	—	—	—	—	—
5+ Rebounds	—	—	—	—	—
5+ Assists	—	—	—	—	—
Multiple Steals	—	—	—	—	—
2+ Blocks	—	—	—	—	—

PERSONAL HIGHS

■ Points

Season —

Career —

Big 12 —

■ Field Goals Made

Season —

Career —

Big 12 —

■ Field Goals Attempted

Season —

Career —

Big 12 —

■ 3-Point Field Goals Made

Season —

Career —

Big 12 —

■ 3-Point Field Goals Attempted

Season —

Career —

Big 12 —

■ Free Throws Made

Season —

Career —

Big 12 —

■ Free Throws Attempted

Season —

Career —

Big 12 —

■ Rebounds

Season —

Career —

Big 12 —

■ Assists

Season —

Career —

Big 12 —

■ Blocked Shots

Season —

Career —

Big 12 —

■ Steals

Season —

Career —

Big 12 —

■ Minutes

Season —

Career —

Big 12 —

SEASON STATS

PPG	RPG	APG	FG%	3FG%	FT%
—	—	—	—	—	—

ACKERMAN AT A GLANCE

► Expected to redshirt the season.

LAST GAME

MIN	PTS	REBS	ASTS	BLKS	STLS
—	—	—	—	—	—

TOP PERFORMANCES

► Has not seen any action.

BACKGROUND

► Opted to walk-on at K-State for the 2022-23 season.

► One of 3 true freshmen, along **Dorian Finister** and **Taj Manning**.

► Played at Epic Charter School in Oklahoma City, helping the team to a 39-15 record as a senior in 2021-22.

2022-23 GAME-BY-GAME STATISTICS

Date	Opponent	GS	MIN	FG	3PT	FT	O	D	TR	PF	AST	TO	BLK	STL	PTS	+/-
Nov. 7	UTRGV	—	—	—	—	—	—	—	—	—	—	—	—	—	—	—
Nov. 11	@California	—	—	—	—	—	—	—	—	—	—	—	—	—	—	—
Nov. 17	KANSAS CITY	—	—	—	—	—	—	—	—	—	—	—	—	—	—	—
Nov. 21	vs. Rhode Island	—	—	—	—	—	—	—	—	—	—	—	—	—	—	—
Nov. 22	vs. Nevada	—	—	—	—	—	—	—	—	—	—	—	—	—	—	—
Nov. 23	vs. LSU	—	—	—	—	—	—	—	—	—	—	—	—	—	—	—
Nov. 30	@Butler	—	—	—	—	—	—	—	—	—	—	—	—	—	—	—
Dec. 3	WICHITA STATE	—	—	—	—	—	—	—	—	—	—	—	—	—	—	—
Dec. 6	ABILENE CHRISTIAN	—	—	—	—	—	—	—	—	—	—	—	—	—	—	—
Dec. 11	UIW	—	—	—	—	—	—	—	—	—	—	—	—	—	—	—
Dec. 17	NEBRASKA	—	—	—	—	—	—	—	—	—	—	—	—	—	—	—
Dec. 21	RADFORD	—	—	—	—	—	—	—	—	—	—	—	—	—	—	—
Dec. 31	24/24 WEST VIRGINIA*	—	—	—	—	—	—	—	—	—	—	—	—	—	—	—
Jan. 3	@6/6 Texas*	—	—	—	—	—	—	—	—	—	—	—	—	—	—	—
Jan. 7	@19/16 Baylor*	—	—	—	—	—	—	—	—	—	—	—	—	—	—	—
Jan. 10	OKLAHOMA STATE*	—	—	—	—	—	—	—	—	—	—	—	—	—	—	—
Jan. 14	@17/17 TCU*	—	—	—	—	—	—	—	—	—	—	—	—	—	—	—
Jan. 17	2/2 KANSAS*	—	—	—	—	—	—	—	—	—	—	—	—	—	—	—
Jan. 21	TEXAS TECH*	—	—	—	—	—	—	—	—	—	—	—	—	—	—	—
Jan. 24	@12/13 Iowa State*	—	—	—	—	—	—	—	—	—	—	—	—	—	—	—
Jan. 28	FLORIDA	—	—	—	—	—	—	—	—	—	—	—	—	—	—	—
Jan. 31	@8/8 Kansas*	—	—	—	—	—	—	—	—	—	—	—	—	—	—	—
Feb. 4	10/9 TEXAS*	—	—	—	—	—	—	—	—	—	—	—	—	—	—	—
Feb. 7	17/19 TCU*	—	—	—	—	—	—	—	—	—	—	—	—	—	—	—
Feb. 11	@Texas Tech*	—	—	—	—	—	—	—	—	—	—	—	—	—	—	—
Feb. 14	@Oklahoma*	—	—	—	—	—	—	—	—	—	—	—	—	—	—	—
Feb. 18	19/18 IOWA STATE*	—	—	—	—	—	—	—	—	—	—	—	—	—	—	—
Feb. 21	9/10 BAYLOR*	—	—	—	—	—	—	—	—	—	—	—	—	—	—	—
Feb. 25	@Oklahoma State*	—	—	—	—	—	—	—	—	—	—	—	—	—	—	—
Mar. 1	OKLAHOMA*	—	—	—	—	—	—	—	—	—	—	—	—	—	—	—
Mar. 4	@West Virginia*	—	—	—	—	—	—	—	—	—	—	—	—	—	—	—

ACKERMAN'S CAREER STATS

YEAR	GP	GS	Min	Avg.	FGM	FGA	Pct.	3FGM	3FGA	Pct.	FTM	FTA	Pct.	Off	Def	Tot	Avg.	PF	Ast	TO	Blk	Stl	Pts	Avg.
2022-23 (Fr.)	—	—	—	—	—	—	—	—	—	—	—	—	—	—	—	—	—	—	—	—	—	—	—	—
Totals	—	—	—	—	—	—	—	—	—	—	—	—	—	—	—	—	—	—	—	—	—	—	—	—

Wildcats