



K-STATE MEN'S BASKETBALL

// 2023-24 GAME NOTES

32 NCAA TOURNAMENT APPEARANCES ■ 4 FINAL FOUR (1948, 1951, 1958, 1964) ■ 21 CONFERENCE TITLES

THE MATCHUP // GAME 6


—/rv **K-STATE WILDCATS**

[3-2, 0-0 Big 12]

vs

CENTRAL ARKANSAS BEARS

[1-4, 0-0 ASUN]



Head Coach: Jerome Tang [Charter Oak State College '07]

Record at K-State: 29-12/Second Year

Career Record: 31-12*/Second Year

vs. Central Arkansas: 0-0 [0-0 at home]

NET: 19 (22-23)
KenPom: 45



Head Coach: Anthony Boone [Ole Miss '98]

Record at UCA: 35-77/5th Year

Career Record: 35-77/5th Year

vs. K-State: 0-0 [0-0 on the road]

NET: 329 (22-23)
KenPom: 323

WEDNESDAY, NOV. 22, 2023 / 7 pm [CT]

Bramlage Coliseum (11,010)
Manhattan, Kan.



Ben Boyle, *pxp*
Stan Weber, *analyst*
Hannah Whetstone, *reporter*



Wyatt Thompson, *pxp*
Matt Walters, *analyst*
SiriusXM Ch. 387



LIVE STATS
kstatesports.com
kstate.statbroadcast.com

OPENING TIP

► Kansas State (3-2) begins a 4-game homestand on Wednesday night, as the Wildcats return home to Bramlage Coliseum to face Central Arkansas (1-4) at 7 p.m., CT. This will be just the second meeting with the Bears and the first since an 87-54 win at home on Dec. 1, 2013.

► After winning games against Bellarmine and South Dakota State to start the year, K-State has now won 11 straight home non-conference games dating back to 2021-22. The Wildcats have posted a 121-12 record at Bramlage Coliseum since 2006-07.

KEY STORYLINES

► K-State is coming off a 1-1 showing at the Baha Mar Hoops Bahamas Championship, earning a 73-70 overtime win over Providence in the semifinals before falling to No. 12/11 Miami, 91-83, in the championship game. Junior **Arthur Kaluma** was named to the all-tournament team after averaging 18 points on 55 percent shooting with 9.5 rebounds in two games.

► K-State showed some resiliency in splitting the two games in The Bahamas, grinding out an overtime win over an undefeated Providence before nearly rallying back against a hot-shooting Miami squad. After struggling shooting the ball in regulation (32.7 percent) against the Friars, the Wildcats caught fire in overtime, connecting on 4-of-5 field goals, including a monumental 3-pointer from Kaluma, and knocking down 7 of 9 free throw attempts. The team then nearly fought back from a 24-point deficit to the Hurricanes with a 35-19 run, which included 24 points from junior **Cam Carter**, to close the gap to 7 points in the last 45 seconds.

► The K-State offense has shown the ability to be potent, as the Wildcats are averaging nearly 80 points (79.8 ppg.) through 5 games, while hitting on 43.6 percent from the field, including 9.2 3-pointers per game, and 75.8 percent from the free throw line. The scoring average is the best through the first 5 games since the 2009-10 team averaged 82.2 points per game. Four players have scored in double figures in 4 games, while three are averaging in double figures.

► Scoring leader **Taylor Perry** currently ranks among the Big 12's top-10 in seven categories, including tops in 3-point field goals/game (3.4) and minutes (36.5), second in free throw percentage (96.9), third in scoring (19.2 ppg.), ninth in assists (4.8 apg.) and assist/turnover ratio (2.67) and 10th in 3-point field goal percentage (37.8).

► K-State showed its offense can be more than just 3-pointers, as the Wildcats tied a school record with 56 points in the paint (a stat kept only since 2000-01) against No. 12/11 Miami. The team connected on 74.4 percent (29-of-39) of its field goals inside the 3-point line against the Hurricanes, including 75 percent (18-of-24) in the second half alone.

► Although the Wildcats have had their moments, the defense will need to continue to make strides, as they rank last in the Big 12 in scoring defense (77.2 ppg.) and field goal percentage defense (45.7). The team did show its defensive potential in wins over SDSU and Providence, holding them to an average of 69 points on 38.3 percent (51-of-133) combined shooting.

■ K-STATE'S PROJECTED ROTATION (Based on the Miami game; 2023-24 stats)

Starters	Ht.	Wt.	Yr.-Exp.	Hometown	PPG	RPG	AST	FG%	3FG%	FT%	MPG
G 2 TYLOR PERRY	5-11	180	Gr.-TR	Fort Coffee, Okla.	19.2	5.4	4.8	40.0	37.8	96.9	36.5
A 2,000-point scorer in his college career and a 1,000-point scorer at the Division I level, he has double figures in each of the first 5 games, including a team-best 3 20-point outings.											
G 5 CAM CARTER	6-3	185	Jr.-1L	Donaldsonville, La.	18.0	4.8	3.0	42.2	31.6	88.9	35.4
One of 4 Wildcats to start all 36 games during their Elite Eight run, he has scored in double figures in 4 of 5 games, including a career-high 28 points vs. 12/11 Miami.											
W 24 ARTHUR KALUMA	6-7	225	Jr.-TR	Glendale, Ariz.	13.5	8.8	1.8	37.5	26.3	68.4	34.4
The Creighton transfer has bounced back after a slow start, earning Baha Mar Hoops Bahamas Championship All-Tournament honors after averaging 18.0 points and 9.5 rebounds.											
W 1 DAVID N'GUESSAN	6-9	220	Sr.-1L	De Lie, The Neth.	7.6	7.8	0.4	60.0	0.0	40.0	26.3
A member of the Dutch National Team, he has started each of the first 5 games (23 career starts) and ranking 10th in the Big 12 in rebounding with a pair of double-digit performances.											
C 13 WILL MCNAIR JR.	6-11	265	Gr.-TR	Philadelphia, Pa.	8.4	4.0	0.6	73.1	50.0	50.0	18.7
Transferred to K-State in September after time at both New Mexico State and Mississippi State, he has started each of the last 4 games while leading the Wildcats in field goal percentage.											
Key Reserves	Ht.	Wt.	Yr.-Exp.	Hometown	PPG	RPG	AST	FG%	3FG%	FT%	MPG
G 3 Dorian Finister	6-4	195	Fr.-RS	New Orleans, La.	2.0	1.0	0.7	28.6	0.0	50.0	10.7
G 4 Dai Dai Ames	6-1	185	Fr.-HS	Chicago, Ill.	6.0	1.0	5.0	22.2	33.3	72.7	24.8
G 8 R.J. Jones	6-3	180	Fr.-HS	Denton, Texas	5.4	0.8	1.0	33.3	43.8	75.0	12.6
W 15 Taj Manning	6-7	230	Fr.-RS	Grandview, Mo.	0.0	1.5	0.0	—	—	—	8.5
W 20 Jerrell Colbert	6-10	235	So.-RS	Houston, Texas	2.2	1.2	0.0	71.4	—	50.0	9.9
W 23 Macaleab Rich	6-7	240	Fr.-HS	East St. Louis, Ill.	3.7	2.3	0.0	50.0	0.0	3.3	14.2

ATHLETICS COMMUNICATIONS

Tom Gilbert | Director of Men's Basketball Communications | E: tgilbert@kstatesports.com | O: (785) 532-7979 | C: (785) 587-7868

■ 2023-24 SCHEDULE/RESULTS

OVERALL RECORD: 3-2

Big 12: 0-0 ■ Non-Conference: 3-2

Home: 2-0 ■ Away: 0-0 ■ Neutral: 1-2

■ NOVEMBER (3-2)

Wed. 1 **EMPORIA STATE** (Exh.) Big 12 Now **W, 102-68**

Hall of Fame Series Las Vegas (T-Mobile Arena, Las Vegas, Nev.)

Mon. 6 vs. 21/22 USC TNT L, 69-82

Fri. 10 **BELLARMINE** Big 12 Now **W, 83-75**

Mon. 13 **SOUTH DAKOTA STATE** Big 12 Now **W, 91-68**

Baha Mar Hoops Bahamas (Baha Mar Convention, Nassau, The Bah.)

Fri. 17 vs. Providence CBSN W, 73-70 [OT]

Sun. 19 vs. 12/11 Miami CBSN L, 83-91

Wed. 22 **CENTRAL ARKANSAS** Big 12 Now **7 pm**

Tues. 28 **ORAL ROBERTS** Big 12 Now **7 pm**

■ DECEMBER (0-0)

Sat. 2 **NORTH ALABAMA** Big 12 Now **1 pm**

Big 12/BIG EAST Battle (Bramlage Coliseum, Manhattan, Kan.)

Tues. 5 **VILLANOVA** ESPN2 **6 pm**

Sat. 9 @LSU SEC Network 12:30 pm

Sun. 17 **NEBRASKA** Big 12 Now **2 pm**

Wildcat Classic (T-Mobile Center, Kansas City, Mo.)

Thurs. 21 **WICHITA STATE** Big 12 Now **7:30 pm**

■ JANUARY (0-0)

Sat. 6 **UCF*** ESPN2/U **5 pm**

Tues. 9 @West Virginia* Big 12 Now **6 pm**

Sat. 13 @Texas Tech* ESPN2 **3 pm**

Tues. 16 **BAYLOR*** Big 12 Now **7 pm**

Sat. 20 **OKLAHOMA STATE*** Big 12 Now **6 pm**

Wed. 24 @Iowa State* ESPN2/U **8 pm**

Sat. 27 @Houston* ESPN/2 **11 am**

Tues. 30 **OKLAHOMA*** Big 12 Now **7 pm**

■ FEBRUARY (0-0)

Sat. 3 @Oklahoma State* Big 12 Now **1 pm**

Mon. 5 **KANSAS*** ESPN **8 pm**

Sat. 10 @BYU* ESPN2/U **9 pm**

Sat. 17 **TCU*** ESPN2/U **11 am**

Mon. 19 @Texas* ESPN **8 pm**

Sat. 24 **BYU*** Big 12 Now **1 pm**

Mon. 26 **WEST VIRGINIA*** ESPNU **6 pm**

■ MARCH (0-0)

Sat. 2 @Cincinnati* Big 12 Now **6 pm**

Tues. 5 @Kansas* ESPN/2 **8 pm**

Sat. 9 **IOWA STATE*** ESPNU **1:30 pm**

Phillips 66 Big 12 Championship (T-Mobile Center, Kansas City, Mo.)

Tues. 12 Opening Round ESPNU tbd

Wed. 13 First Round ESPNU tbd

Thurs. 14 Quarterfinals ESPN2/U tbd

Fri. 15 Semifinals ESPN/U tbd

Sat. 16 Championship ESPN tbd

Home Games in **BOLD CAPS** | *Big 12 Conference Game

All Times Central and Subject to Change | **Rankings:** AP/USA Today Coaches

STATISTICAL SPOTLIGHT

6-0

After the 73-70 overtime win over Providence, K-State is now 6-0 in overtime games under **Jerome Tang**.

8.8

Junior **Arthur Kaluma**'s 12 rebounds vs. Miami vaulted him to 5th in the Big 12 in the category at 8.8 per game.

14

K-State's 14 3-pointers vs. South Dakota State tied for the 5th-most in school history and the most since 2019.

28


Junior **Cam Carter** scored a career-best 28 points vs. 12/11 Miami, including 24 in the second half alone.

37.2

The tandem of senior **Taylor Perry** (19.2) and junior **Cam Carter** (18.0) are averaging a combined 37.2 points.

■ QUICK FACTS

Kansas State University
Manhattan, KS 66502



Founded1863

Enrollment19,745 (Fall 2023)

NicknameWildcats

School ColorsPurple (PMS 2695C) and White

ConferenceBig 12

PresidentDr. Richard H. Linton (Virginia Tech '88, '91, '94)
assumed the presidency on Feb. 14, 2022

Director of AthleticsGene Taylor (Arizona State '80)

Faculty Athletics RepresentativeDr. Shawna Jordan (K-State '96)

ALL-TIME RECORD

120th season of Kansas State men's basketball

First Year of Basketball1903

Overall Record1,724-1,225 (.584)

Postseason Tournament Appearances39 (32 NCAA, 7 NIT)

Postseason Tournament Record46-44 (.517)

NCAA Tournament Appearances32

22nd-most nationally in Division I

NCAA Tournament Record40-36 (.533)

Conference Tournament Record (1977-present)37-44 (.457)

Big 12 Championship Record (1996-present)17-26 (.395)

BRAMLAGE COLISEUM

OpenedNov. 26, 1988

defeated Purdue, 81-77

Capacity11,010

Overall Record419-145 (.742)

Conference Record (Big Eight/12)167-117 (.588)

Tang's Record at Bramlage Coliseum17-1 (.338)

NCAA TOURNAMENT HISTORY

Appearances (32): 1948, 1951, 1956, 1958, 1959, 1961, 1964, 1968, 1970, 1972, 1973, 1975, 1977, 1980, 1981, 1982, 1987, 1988, 1989, 1990, 1993, 1996, 2008, 2010, 2011, 2012, 2014, 2017, 2018, 2019, 2023

First Four (1): 2017

Final Four (4): 1948, 1951, 1958, 1964

Elite Eight (13): 1951, 1958, 1959, 1961, 1964, 1972, 1973, 1975, 1981, 1988, 2010, 2018, 2023

Sweet 16 (18): 1951, 1956, 1958, 1959, 1961, 1964, 1968, 1970, 1972, 1973, 1975, 1977, 1981, 1982, 1988, 2010, 2018, 2023

NIT HISTORY

Appearances (7): 1976, 1992, 1994, 1998, 1999, 2007, 2009

NIT Final Four (1): 1994

CONFERENCE CHAMPIONSHIPS

Regular-Season Titles (21): 1917, 1919, 1951, 1956, 1958, 1959, 1960, 1961, 1963, 1964, 1968, 1970, 1972, 1973, 1977, 2013, 2019

CONFERENCE TOURNAMENT TITLES

Titles (2): 1977, 1980

Finals Appearances (8): 1977, 1978, 1980, 1981, 1988, 1993, 2010, 2013

■ MEDIA RESOURCES

CREDENTIALS

Outlets interested in obtaining credentials to cover K-State men's basketball home games must apply for credentials via Sports Systems. Applications for season and single-game credentials should be submitted at least one week in advance of the game(s) one plans to cover.


Link: k-st.at/MBBCredentialLink

MEDIA AVAILABILITY // COVERING PRACTICE

Head coach **Jerome Tang** and requested players will typically be available for interviews twice a week during the season. Please contact basketball SID **Tom Gilbert** (tgilbert@kstatesports.com) for dates and times. All weekly interviews could be done in-person at the Ice Family Basketball Center or via Zoom depending on practice and travel schedules.

K-State men's basketball practices are not open to the media.


2023-24 KANSAS STATE WILDCATS



0

QUES GLOVER


G / 6-0 / 185 / Gr-TR
Knoxville, Tenn.



1

DAVID N'GUESSAN


W / 6-9 / 220 / Sr-1L
De Lier, The Netherlands



2

TYLOR PERRY


G / 5-11 / 180 / Gr-TR
Fort Coffee, Okla.



3

DORIAN FINISTER


G / 6-4 / 195 / Fr-RS
New Orleans, La.



4

DAI DAI AMES


G / 6-1 / 185 / Fr-HS
Chicago, Ill.



5

CAM CARTER


G / 6-3 / 185 / Jr-1L
Donaldsonville, La.



8

R.J. JONES


G / 6-3 / 180 / Fr-HS
Denton, Texas



10

TAYMONT LINDSEY


G / 5-8 / 170 / Gr-TR
Kerens, Texas



13

WILL MCNAIR JR.


C / 6-11 / 265 / Gr-TR
Philadelphia, Pa.



15

TAJ MANNING


W / 6-7 / 230 / Fr-RS
Grandview, Mo.



20

JERRELL COLBERT


W / 6-10 / 235 / So-RS
Houston, Texas



23

MACALEAB RICH


W / 6-7 / 240 / Fr-HS
East St. Louis, Ill.



24

ARTHUR KALUMA


W / 6-7 / 225 / Jr-TR
Glendale, Ariz.



35

NAE'QWAN TOMLIN

W / 6-10 / 210 / Sr-1L
Harlem, N.Y.



HC

JEROME TANG

Head Coach
Second Season
Charter Oak State '07

NUMERICAL

No	Name	Pos	Ht	Wt	Yr-Exp	Hometown (Schools)
0	Ques Glover	G	6-0	185	Gr-TR	Knoxville, Tenn. (Bearden/Florida/Samford)
1	David N'Guessan	W	6-9	220	Sr-1L	De Lier, The Netherlands (Mt. Zion Prep [Md.]/Virginia Tech)
2	Tylor Perry	G	5-11	180	Gr-TR	Fort Coffee, Okla. (Spiro/Coffeyville CC/North Texas)
3	Dorian Finister	G	6-4	195	Fr-RS	New Orleans, La. (Carver)
4	Dai Dai Ames	G	6-1	185	Fr-HS	Chicago, Ill. (Kenwood Academy)
5	Cam Carter	G	6-3	185	Jr-1L	Donaldsonville, La. (Oak Hill Academy/Mississippi State)
8	R.J. Jones	G	6-3	180	Fr-HS	Denton, Texas (Wasatch Academy [Utah])
10	Taymont Lindsey*	G	5-8	170	Gr-TR	Kerens, Texas (Kerens/Manhattan Christian College [Kan.])
13	Will McNair Jr.	C	6-11	265	Gr-TR	Philadelphia, Pa. (Martin Luther King/New Mexico State/Mississippi State)
15	Taj Manning	W	6-7	230	Fr-RS	Grandview, Mo. (La Lumiere [Ind.])
20	Jerrell Colbert	W	6-10	235	So-RS	Houston, Texas (Houston [Tenn.]/LSU)
23	Macaleab Rich	W	6-7	240	Fr-HS	East St. Louis, Ill. (East St. Louis)
24	Arthur Kaluma	W	6-7	225	Jr-TR	Glendale, Ariz. (Dream City Christian/Creighton)
35	Nae'Qwan Tomlin	W	6-10	210	Sr-1L	Harlem, N.Y. (Urban Assembly School/Chipola [Fla.] College)

*Walk-on

COACHING STAFF

Head Coach: Jerome Tang (Charter Oak State College '07), Second Season at K-State

Associate Head Coach: Ulric Maligi (Howard '06), Second Season

Assistant Coach: Jareem Dowling (Maryland-Eastern Shore '05), Second Season

Assistant Coach: Rodney Perry (Missouri State '94), Second Season

Assistant Coach/Chief of Staff: Marco Borne (Dillard '03), Second Season

Assistant Coach/Special Assistant to Head Coach: Anthony Winchester (Western Kentucky '06), Second Season

SUPPORT STAFF

Director of Operations: Bailey Bachamp (Kansas State '11), 12th Season

Director of Player Development: Austin Carpenter (Oklahoma '20), Second Season

Director of Video and Analytics: Franklin Miskelly (Mississippi State '21, '23), First Season

Strength and Conditioning Coach: Phil Baier (Springfield [Mass.] College '13), Second Season

IFBC Sports Medicine Coordinator/Athletics Trainer: Luke Sauber (Kansas State '05), 10th Season

Graduate Student Manager: Nate Awbrey (Manhattan Christian College '22), First Season

Graduate Student Manager: Brandon Branch (Memphis '17), Second Season

Graduate Student Manager: Jaycee Cruz (McMaster University '17; Arkansas '20), Second Season

Graduate Student Manager: Chris Efreteui (Maine '20), First Season

Graduate Student Manager: Jarad Hollis (North Texas '23), First Season

PRONUNCIATION GUIDE

JAREEM Dowling	JAH-reem	Arthur KALUMA	Kah-LOO-muh
Phil BAIER	BUYER	ULRIC MALIGI	YUR-ick MAL-uh-ghee
Chris EFRETUEI	EFF-ruh-TOO-ee	David N'GUESSAN	Guh-SAHN
Dorian FINISTER	FIN-is-ter	MACALEAB Rich	muh-CALEB
QUES Glover	KWEZ	NAE'QWAN Tomlin	NAY-KUAN

>>> BY THE NUMBERS

8

K-State welcomes 8 newcomers in 2023-24, including 4 Division I transfers in **Ques Glover**, **Arthur Kaluma**, **Will McNair Jr.**, and **Taylor Perry**, a walk-on transfer and 3 true freshmen (**Dai Dai Ames**, **R.J. Jones** and **Macaleab Rich**).

54

K-State's 2 returning starters (**Cam Carter** and **David N'Guessan**) combined to start in 54 games during its run to the Elite Eight in 2022-23, as Carter was one of four Wildcats to start each of the team's 36 games.

3499

K-State's 4 Division I transfers - **Ques Glover**, **Arthur Kaluma**, **Will McNair Jr.**, and **Taylor Perry** - have combined to score 3,499 points in 362 career games. Glover (1,022) and Perry (1,139) have each eclipsed the 1,000-point plateau.

TEAM NOTES

■ UP NEXT: CENTRAL ARKANSAS

► Under fifth-year coach **Anthony Boone**, Central Arkansas (1-4) is off to a slow start to the season, losing games to Tulsa (53-70), Arkansas-Pine Bluff (83-85), Vanderbilt (71-75) and SE Missouri State (68-70) to go with a home win over Hendrix (82-39).



► Central Arkansas is averaging 71.4 points per game on 42.2 percent shooting, including 32.1 percent from 3-point range, while allowing 67.8 points on 40.3 percent shooting, including 30.3 percent from long range. The Bears are shooting 64.6 percent from the free throw line. They are averaging 39.4 rebounds per game with 3 players averaging 6 or more boards.

► Three players average in double figures led by junior **Elias Cato**, who is averaging 14.8 points on 56.3 percent shooting, while freshmen **Javion Guy-King** and **Tucker Anderson** average 13 and 10.6 points per game, respectively. Guy-King (7.0 rpg.) and Cato (6.2 rpg.) average better than 6 rebounds, while sophomore **Ubong Abasi Etim** leads with 9.0 boards per game. Sophomore **Johannes Kirsipuu** averages a team-best 5.2 assists.

► Central Arkansas was picked 12th in the preseason ASUN poll after the Bears returned 7 lettermen, including 3 starters, from a team that went 9-22 overall in 2022-23, and was 13th in the standings with a 4-14 mark.

► Boone, who served as an assistant at UCA from 2014-19, was named interim coach during the 2019-20 season before being elevated to the full-time position in 2020-21. He is 35-77 in his fifth season at the school.

INTERNATIONAL ROSTER

► Central Arkansas roster includes four international players, including **Johannes Kirsipuu** (Estonia), **Idbe Klintman** (Sweden), **Issakha Niang** (Senegal) and **Elias Cato** (Queensland, Australia).

SERIES HISTORY

► K-State and UCA have met just once with the Wildcats posting an 87-54 win over the Bears at home on Dec. 1, 2013.

► K-State is 12-1 all-time vs. ASUN opponents, including a 10-0 mark at home. The Wildcats have won 12 straight against ASUN members, including an 83-75 win over Bellarmine on Nov. 10.

► This will be the second of 3 matchups against ASUN competition, which included Bellarmine and North Alabama on Dec. 2.

ALL-TIME MEETINGS [1-0]

Date	Rank	Result	Score	Location
12/1/2013	—/—	W	87-54	Manhattan

LAST MEETING:

K-STATE 87, CENTRAL ARKANSAS 54

► Senior **Shane Southwell** paced a balanced effort with a then career-tying 19 points, as K-State posted an 87-54 win in the first and only meeting with Central Arkansas on Dec. 1, 2013. Joining Southwell in double figures were **Thomas Gipson** (17) and **Marcus Foster** (10).

► The Wildcats dominated the Bears, highlighted by a 52-22 rebounding advantage, which included a 23-5 edge on the offensive glass. K-State also used its size to dominate inside, outscoring UCA 42-22 in the paint, to go with a 19-4 edge in second-chance points. The squad also converted 16 turnovers into 18 points and held a 25-15 advantage from the bench.

LAST TIME OUT: 12/11 MIAMI 91, K-STATE 83

► K-State scored 55 points in the second half on 56.8 percent shooting, but it wasn't enough to overcome a double-digit deficit to a hot-shooting No. 12/11 Miami, as the Hurricanes earned a 91-83 victory over the Wildcats to win the Baha Mar Hoops Bahamas Championship on Sunday afternoon.

► Junior guard **Cam Carter** scored 24 of his game-tying and career-best 28 points in the second half, as the Wildcats (3-2) couldn't rally from a 24-point deficit despite their best efforts. Junior **Arthur Kaluma** registered his fourth career double-double and first as a Wildcat with 18 points and game-high 12 rebounds. Seniors **David N'Guessan** and **Taylor Perry** added 10 points each.

► For his effort in the two-game tournament, Kaluma was named to the Baha Mar Hoops Bahamas Championship All-Tournament after averaging 18.5 points on 52.2 percent shooting with 9.5 rebounds.

► Former Wildcat **Nijel Pack**, who set the new event scoring record (43 points) for the two-game Bahamas Championship, was named the Most Valuable Player of the Baha Mar Hoops Bahamas Championship. He scored a game-tying 28 points with seven 3-pointers in the championship game.

► Down by as many as 24 points in the second half, including 66-43 with just over 10 minutes to play, K-State made a furious rally, outscoring Miami, 35-19, to close to within 85-78 with 45 seconds remaining. Carter scored all 24 of his second-half points during this stretch to keep the Wildcats in it until the end. The Hurricanes made all six free throws down the stretch to secure the victory.

► Miami (5-0) showed why it's among the best shooting teams in the country, scoring its 91 points on 53.3 percent (32-of-60) shooting from the field, including 50 percent (12-of-24) from 3-point range. The Hurricanes connected on 58.1 percent (18-of-31) in the first half, including 56.3 percent (9-of-16) from long range, in building a 19-point halftime advantage.

► Three-point shooting was a huge storyline, as Miami knocked down 12 3-pointers on 50 percent shooting, while K-State made just 4 of 28 attempts (14.3 percent) from beyond the arc. It was the lowest 3-point field goal percentage by the Wildcats since shooting 13.6 percent vs. Arkansas in 2021.

► Despite its poor shooting from 3-point range, K-State still connected on nearly 50 percent from the field for the game, hitting on 49.3 percent (33-of-67) from the field, including 74.4 percent (29-of-39) from inside the 3-point arc. The Wildcats shot 56.8 percent (21-of-37) in the second half.

► K-State scored 56 points in the paint, which tied for the most in school history since the stat began being kept in 2000-01.

POSTGAME NEWS & NOTES

► K-State is now 181-115 all-time in-season tournament play with Sunday's loss snapping a 4-game winning streak.

► The Wildcats fell to 0-2 vs. ranked teams (No. 21/22 USC) this season.

► The 56 points in the paint tied for the most single game in school history (stat kept since 2000-01), matching the 56 vs. South Dakota on Jan. 3, 2010.

► Senior **Cam Carter** posted his second 20-point game of the season, as he finished with 28 points on 12-of-22 field goals and 3-of-3 free throws to go along with 5 rebounds, 4 assists and 2 steals in 38 minutes. He has now scored in double figures in 14 career games, including 4 this season.

► Junior **Arthur Kaluma** matched his season-high with 18 points, hitting 6-of-13 field goals and 5-of-6 free throws, go with his season-best 12 rebounds. It marked his fourth career double-double and his first in a Wildcat uniform.

QUOTING JEROME TANG

"We're gonna grow from here. I'm just very, very thankful for the toughness, character, togetherness and grittiness of our young men."

■ ONCE-IN-A-LIFETIME TRIP

'CATS SPENT 10 DAYS IN AUGUST IN ISRAEL, ABU DHABI, U.A.E.

► K-State got a jump start on its preparations for the 2023-24 season with a historic 10-day trip to Jerusalem and Tel Aviv, Israel and Abu Dhabi, United Arab Emirates [UAE] from August 9-20.



► During the Israeli portion of the trip, the team enjoyed walking tours of the Old City Jerusalem, the City of David, Bethlehem and Old City Jaffa, visits to the Yad Vashem – the World Holocaust Remembrance Center – as well as the Western Wall and the Dead Sea. While in Abu Dhabi, they visited the Abraham Peace Accords House and the Grand Mosque.

► The Wildcats played 3 games on the tour, defeating the Israeli Select Team, 94-87, on August 15 in Tel Aviv before an 83-81 setback to Team Mexico on August 17 and a 112-72 win over Al-Sharjah on August 18, both in Abu Dhabi. Senior **Taylor Perry** paced 4 Wildcats in double figures on the tour, averaging 22.7 points on 56.8 percent shooting.

► K-State, along with the University of Arizona, are the first college teams to ever take a foreign tour to Abu Dhabi.

► The exhibition tour was generously sponsored by Athletes for Israel and its Founder **Daniel Posner** as well as the Abu Dhabi Tourism Board. In their efforts to combat antisemitism and racism, Athletes for Israel brings athletes to Israel so they can experience the Holy Land and develop a connection with its history, culture, innovation and people.

► For more information on the organization and its mission, visit athletesforisrael.org.



NON-CONFERENCE BREAKDOWN

NET Ranking (as of Nov. 20): —

Quad 1: 0-0 ■ Quad 2: 0-0 ■ Quad 3: 0-0 ■ Quad 4: 0-0

Team	Current Record	NET	Date/Result
vs. USC	3-1	—	L, 69-82
BELLARMINE	1-3	—	W, 83-75
SOUTH DAKOTA STATE	3-2	—	W, 91-68
vs. Providence	4-1	—	W, 73-70 [OT]
vs. Miami	5-0	—	L, 83-91
CENTRAL ARKANSAS	1-3	—	Nov. 22
ORAL ROBERTS	1-3	—	Nov. 28
NORTH ALABAMA	3-1	—	Dec. 2
VILLANOVA	3-1	—	Dec. 5
@LSU	3-2	—	Dec. 9
NEBRASKA	5-0	—	Dec. 17
WICHITA STATE	5-1	—	Dec. 21
CHICAGO STATE	1-4	—	Jan. 2

*records and rankings as of Nov. 12

NEW OFFENSE, MORE 3-POINTERS

- ▶ K-State made the switch to the 5-out offense in the offseason to utilize its versatility in talent, as the offense is structured around spacing with all 5 players required to pass, cut, screen, dribble and shoot.
- ▶ The Wildcats eclipsed the 100-point barrier in exhibition play for the first time since 1993 with a 102-68 win over Emporia State on Nov. 1 then scored 83 points in the home opener against Bellarmine (11/10/23) before posting 91 vs. South Dakota State (11/13/23) and 83 vs. No. 12/11 Miami (11/19/23) in the Baha Mar Hoops Bahamas Championship game.
- ▶ The current 79.8 scoring average is the best through the first 5 games of a season since the 2009-10 team averaged 82.2 points. It is slightly ahead of the 2022-23 team, which averaged 79.6 points per game.
- ▶ The new offense has so far increased the number of 3-pointers, as the team has already attempted 139 from beyond the arc, including 33 in the opener vs. No. 21/22 USC (11/6/23), which ranked as the seventh-most in a game in school history. The Wildcats followed with 31 3-point attempts vs. Bellarmine (11/10/23), while hitting on double-digit makes (12) for the first time.
- ▶ In the win over South Dakota State (11/13/23), K-State knocked down 14 3-pointers, which tied for the fifth-most in school history and are the most since hitting 16 at Oklahoma State on Feb. 2, 2019.
- ▶ The Wildcats have connected on 46 made 3-pointers so far this season, which are the most in the first 5 games of a season since the 1993-94 team racked up 47 triples. The 26 combined 3-pointers games vs. Bellarmine (11/10/23) and South Dakota State are the most consecutive games since also making 26 in games at Oklahoma State and at home to Kansas on Feb. 2 and 5, 2019.
- ▶ The Wildcats rank third in the Big 12 in 3-point field goals/game (9.2), while they are second in 3-point field goal attempts (27.8). The 139 3-point attempts are the most in the Big 12 just ahead of Houston's 138. Senior **Tylor Perry** ranks among rank among the top-25 nationally in three 3-point categories, including 12th in attempts (45), 15th in total makes (17) and 21st in makes/game (3.4).

MORE THAN JUST THE 3

- ▶ In nearly overcoming a 24-point deficit to No. 12/11 Miami, K-State showed its offense is more than just the 3-pointer, as the Wildcats connected on 74.4 percent (29-of-39) from inside the 3-point line, including 75 percent (18-of-24) in the second half alone.
- ▶ K-State scored 56 points in the paint against No. 12/11 Miami, which tied for the most in a single game in school history (stat kept since 2000-01), and the most since scoring 56 against South Dakota on Jan. 3, 2010.

■ NON-CONFERENCE SUCCESS

Year	Overall	Home	Bramlage
2006-07	11-4	7-0	7-0
2007-08	10-4	8-1	7-1
2008-09	12-3	11-0	10-0
2009-10	13-1	9-0	8-0
2010-11	12-3	9-1	8-1
2011-12	11-1	7-0	6-0
2012-13	11-2	9-0	8-0
2013-14	10-3	7-1	7-1
2014-15	7-6	6-2	5-2
2015-16	11-2	8-0	8-0
2016-17	11-2	8-0	8-0
2017-18	11-2	8-1	8-0
2018-19	10-3	7-0	6-0
2019-20	7-6	6-2	6-1
2020-21	4-5	4-5	4-5
2021-22	8-5	6-1	6-1
2022-23	12-1	8-0	7-0
2023-24	3-2	2-0	2-0
Total	174-55 (.762)	131-14 (.901)	121-12 (.908)

SUCCESS IN NON-CONFERENCE PLAY

- ▶ K-State has posted a 174-55 (.762) record in non-conference play since the 2006-07 season. During that span, the Wildcats have a 131-14 (.901) mark at home venues (includes games played at Bramlage Coliseum, INTRUST Bank Arena in Wichita and the T-Mobile Center in Kansas City) in non-conference play, including a 121-12 (.908) mark at Bramlage Coliseum.
- ▶ K-State's 12-1 non-conference mark in 2022-23 was the best since the 2009-10 team went a program-best 13-1. The 12 wins last season matched the 2008-09 and 2010-11 teams for the second-most in that span.

1700 WINS AND COUNTING

- ▶ K-State's 96-87 overtime win over Nevada on Nov. 22, 2022 at the Cayman Islands Classic represented the 1,700th win in school history. The Wildcats are the 43rd Division I team to eclipse 1,700 wins, including the sixth Big 12 school.
- ▶ The Wildcats have a 1,724-1,225 (.585) all-time record as a program, which includes 32 NCAA Tournament appearances and 21 conference championships. The 1,724 wins are the 42nd-most in NCAA history.

EXCELLING FROM THE FREE THROW LINE

- ▶ K-State has had a strong start from the free throw line, knocking down 75.8 percent (75-of-99), which ranks 67th nationally and fourth in the Big 12. The Wildcats were particularly impressive in the two games at the Baha Mar Hoops Bahamas Championship, knocking down 81.8 percent (36-of-44), including 85.2 percent (23-of-27) in the overtime win over Providence (11/17/23).
- ▶ Senior **Tylor Perry** ranks among the best from the free throw line, hitting on 96.9 percent (31-of-32). He ranks 21st nationally and second in the Big 12. He has made 29 straight free throws dating back to the first half vs. USC (11/6/23).
- ▶ Among Perry's 24 points in the win over Providence (11/17/23) was a perfect 14-of-14 performance from the free throw line, which tied for the third-best in school history and the best since **Michael Beasley** went 15-of-15 from the line at Baylor on Feb. 23, 2008. Only Beasley and **Steve Henson**, who went a school-best 17-of-17 from the stripe at Iowa State on Feb. 24, 1988, have enjoyed a better performance from the free throw line.

BETTER DEFENSIVE EFFORT

- ▶ K-State will need to continue to improve its defensive effort after allowing 386 points (77.2 ppg.) in the first 5 games on 45.7 percent shooting, including 34.9 percent (37-of-106) from 3-point range.
- ▶ The Wildcats currently rank 14th in the Big 12 in scoring defense (77.2 ppg.) and field goal percentage defense (45.7), while they are 13th in 3-point field goal percentage defense (34.9). The team is also tied for 13th in turnover margin (-2.00) and 12th in assist/turnover ratio (0.96).
- ▶ K-State has shown the ability to be a good defensive team, holding South Dakota State (11/13/23) and Providence (11/17/23) to an average of 69 points on 38.3 percent (51-of-133) shooting, including 27.9 percent (12-of-43) from 3-point range. The Wildcats held the Jackrabbits to a season-low 68 points.
- ▶ In the overtime win over Providence (11/17/23), the defense matched and, at times, exceeded that of the Friars (which entered the game 17th nationally in field goal percentage defense), holding them to a season-low 35.3 percent (24-of-68) shooting, including 22.7 percent (5-of-22) from 3-point range.

NEEDING CONSISTENCY

- ▶ K-State has had trouble finding rhythm and consistency with key players out at various times. Freshman **Dai Dai Ames** missed the Miami game after he was suspended 1-game by the NCAA for his actions against Providence (11/17/23), while Kaluma missed the South Dakota State (11/13/23) game due to injury. The Wildcats are already playing without a pair of projected starters in seniors **Ques Glover** (injury) and **Nae'Qwan Tomlin** (suspension).

NATIONAL POLLS

THE ASSOCIATED PRESS POLL

Updated: Monday, Nov. 20

Rank	School	Record	Points	Prv
1.	Kansas (52)	3-0	1508	1
2.	Purdue (5)	3-0	1440	2
3.	Arizona (3)	5-0	1364	3
4.	Marquette	3-0	1316	4
5.	UConn (1)	4-0	1299	5
6.	Houston	6-0	1191	6
7.	Tennessee	3-0	1136	7
8.	Creighton	4-0	1119	8
9.	Duke	3-1	1084	9
10.	Miami	5-0	920	12
11.	Gonzaga	2-0	902	11
12.	Texas A&M	4-0	867	13
13.	Baylor	4-0	774	15
14.	North Carolina	3-0	655	20
15.	Texas	4-0	650	19
16.	Kentucky	3-1	617	15
17.	Alabama	4-0	516	22
18.	Colorado	3-0	241	25
19.	Florida Atlantic	2-1	229	10
20.	Arkansas	3-1	224	14
21.	Michigan State	3-2	222	18
22.	James Madison	4-0	217	24
23.	USC	3-1	165	16
24.	Virginia	4-0	164	—
25.	Mississippi State	5-0	163	—

Other receiving votes: Memphis 149, Illinois 138, **BYU 138**, San Diego State 77, UCLA 75, **TCU 69**, **Iowa State 67**, **Villanova 44**, Auburn 28, Clemson 12, **Oklahoma 10**, Princeton 10, Michigan 10, Liberty 7, South Carolina 3, Chattanooga 2, Nevada 1, Drake 1, Colorado State 1.

USA TODAY COACHES POLL

Updated: Monday, Nov. 20

Rank	School	Record	Points	Prv
1.	Kansas (25)	3-0	789	1
2.	Purdue (5)	3-0	757	2
3.	Arizona (2)	5-0	719	3
4.	UConn	4-0	668	4
5.	Marquette	3-0	664	5
6.	Houston	6-0	651	6
7.	Creighton	4-0	593	7
8.	Tennessee	3-0	584	8
9.	Duke	3-1	541	9
10.	Gonzaga	2-0	470	12
11.	Miami	5-0	469	11
12.	Baylor	4-0	435	13
13.	Texas A&M	4-0	432	15
14.	North Carolina	3-0	321	18
15.	Alabama	4-0	318	22
16.	Kentucky	3-1	278	16
17.	Texas	4-0	255	17
18.	Virginia	4-0	162	25
19.	Michigan State	3-2	160	19
20.	Florida Atlantic	2-1	126	10
21.	Colorado	3-0	119	—
22.	Illinois	4-1	102	23
23.	Memphis	3-0	101	—
24.	UCLA	3-0	98	25
25.	Mississippi State	5-0	89	—

Other receiving votes: Arkansas 83, USC 75, James Madison 60, **Villanova 50**, **TCU 40**, **Iowa State 35**, Clemson 30, San Diego State 30, Auburn 29, **BYU 27**, Nevada 12, Princeton 11, South Carolina 7, Oregon 2, Liberty 2, **KANSAS STATE 2**, Florida 2, Iowa 1, NC State 1.

TRACKING K-STATE IN THE POLLS

	AP	Coaches
Pre	1V	1V
11/13	—	—
11/20	—	1V
11/27		
12/4		
12/11		
12/18		
12/24		
1/1		
1/8		
1/15		
1/22		
1/29		
2/5		
2/12		
2/19		
2/26		
3/5		
3/12		
Final		

WILDCATS VS. RANKED TEAMS

K-State has played over 400 games vs. ranked teams in their history, posting a 129-290 (.305) record, including 27-84 (.234) vs. the top-5, 52-147 (.257) vs. the top-10 and 75-206 (.267) vs. top-15.

K-State has 36 wins vs. ranked foes in the last 11 seasons, including 13 vs. the top 10 (one over No. 1), and 26 Top 25 wins at home.



BIG 12 STANDINGS

New-Look 14-Team Begins Competition in 2023-24
Standings as of November 21, 2023

Team	Conference				Overall					
	W-L	Pct.	H	A	W-L	Pct.	H	A	N	Stk
Houston	0-0	.000	0-0	0-0	6-0	1.000	3-0	0-0	3-0	W6
TCU	0-0	.000	0-0	0-0	5-0	1.000	5-0	0-0	0-0	W5
Baylor	0-0	.000	0-0	0-0	4-0	1.000	3-0	0-0	1-0	W4
BYU	0-0	.000	0-0	0-0	4-0	1.000	4-0	1-0	0-0	W4
Cincinnati	0-0	.000	0-0	0-0	4-0	1.000	4-0	0-0	0-0	W3
Iowa State	0-0	.000	0-0	0-0	4-0	1.000	4-0	0-0	0-0	W4
Oklahoma	0-0	.000	0-0	0-0	4-0	1.000	4-0	0-0	0-0	W4
Kansas	0-0	.000	0-0	0-0	3-0	1.000	2-0	0-0	1-0	W3
Texas Tech	0-0	.000	0-0	0-0	3-0	1.000	3-0	0-0	0-0	W3
UCF	0-0	.000	0-0	0-0	4-1	.800	2-0	0-1	2-0	W3
Texas	0-0	.000	0-0	0-0	4-1	.800	3-0	0-0	1-1	L1
Kansas State	0-0	.000	0-0	0-0	3-2	.600	2-0	0-0	1-1	L1
West Virginia	0-0	.000	0-0	0-0	2-2	.500	2-1	0-0	0-1	L1
Oklahoma State	0-0	.000	0-0	0-0	2-3	.400	2-1	0-0	0-2	W1

Upcoming Schedule

Wednesday, Nov. 22

Texas Tech vs. Villanova, 1:30 p.m.

West Virginia vs. Virginia, 4 p.m.

Baylor vs. Oregon State, 6 p.m.

Georgia Tech vs. Cincinnati, 6 p.m.

Central Arkansas vs. K-State, 7 p.m.

Thursday, Nov. 23

Texas Tech vs. TBD, tbd

Oklahoma vs. Iowa, 2 p.m.

Iowa State vs. VCU, 4:30 p.m.

BYU vs. Arizona State, 11 p.m.

Friday, Nov. 24

Texas Tech vs. TBD, tbd

Baylor vs. Pitt/Florida, tbd

Iowa State vs. Boise State/Virginia Tech, tbd

BYU vs. N.C. State/Vanderbilt, tbd

Oklahoma vs. Seton Hall or USC, 2:30 p.m.

Montana at Houston, 3 p.m.

Houston Christian vs. Oklahoma State, 7 p.m.

Big 12 Preseason Coaches Poll

Team	Pts
1. Kansas (12)	168
2. Houston (2)	153
3. Texas	143
4. Baylor	137
5. TCU	113
6. KANSAS STATE	106
7. Iowa State	95
8. Texas Tech	80
9. West Virginia	70
10. Oklahoma State	57
11. Cincinnati	55
12. Oklahoma	54
13. BYU	29
14. UCF	14

First place votes in parenthesis

Big 12 Preseason Team

- L.J. Cryer, Baylor
- Hunter Dickinson, Kansas
- Dajuan Harris Jr., Kansas
- Emanuel Miller, TCU
- Max Abmas, Texas

Player of the Year: Hunter Dickinson, Kansas

Newcomer of the Year: Hunter Dickinson, Kansas

Freshman of the Year: Ja'Kobe Walter, Baylor



THEY SAID IT

Senior Tylor Perry on how the team is making improvements through the first 3 games of the season

"The best teacher is experience, and the more we play with each other, the more we're gonna get a feel for each other. And it's just a matter of time. We're so far from where we want to be, we've got so long to go, and the biggest thing is just continuing to go 1-0 every day."

TEAM STAT RANKINGS (Big 12 & NCAA)

Category	Stat	Big 12	NCAA	Big 12^
Scoring Offense	79.8	9	112	—
Scoring Defense	77.2	14	285	—
Scoring Margin	+2.6	13	212	—
FG%	43.6	11	209	—
FG% Defense	45.7	14	280	—
3FG%	33.1	10	176	—
3FG% Defense	34.9	13	264	—
Free Throw%	75.8	5	66	—
Rebounds/Game	38.8	11	145	—
Rebounding Margin	+3.2	12	165	—
Off. Rebs/Game	14.4	4	47	—
Def. Rebs/Game	24.4	14	261	—
Assists/Game	15.6	7	97	—
Assist/TO Ratio	0.96	13	230	—
TO/Game	16.2	14	326	—
TO Forced/Game	14.2	10	133	—
TO Margin	-2.0	14	277	—
Blocks/Game	3.6	10	170	—
Steals/Game	7.6	7	134	—
Fouls/Game	18.2	13	213	—

rankings as of Nov. 20, 2023

^Conference games only

PERRY MORE THAN JUST A SCORER

► Senior **Tylor Perry** proved that he is more than just a scorer in the opener vs. No. 21/22 USC (11/6/23) in Las Vegas, leading the team in assists (6) and steals (4) to go with 6 rebounds and his team-best 22 points. Currently, he is averaging 19.2 points, 4.8 assists, 5.4 rebounds and 1.2 steals in 36.5 minutes per game.

► The performance was the first in his Division I career that he posted 20 or more points, had 6 or more rebounds, 6 or more assists and 4 or more steals. Only once did he even accomplish three of those stats, as he had 23 points, 7 rebounds and 6 assists against Sam Houston in the 2023 NIT First Round.

► Perry missed his first 8 field goals, including his first 6 from 3-point range, before making his acrobatic 3-pointer at the halftime buzzer. The shot seemed to spark the fifth-year senior, as he finished the game making 5 of his last 9 field goals, including 4 of his last 6 3-point baskets.

► Perry's 22 points were the most by a Wildcat newcomer in a debut since **Michael Beasley** scored 32 points in his first game against Sacramento State on Nov. 9, 2007. In fact, Perry is the first Wildcat to post a 20-point game in a season opener since **Mike McGuire** had 22 points vs. Drake on Nov. 25, 2020.

► Perry has scored in double figures in each of the first 5 games to run his streak to 14 straight games dating to his last season at North Texas in 2022-23. Among those 5 double-digit scoring games is a team-best three 20-point games, which includes 22 vs. USC (11/6/23) and South Dakota State (11/13/23) and a season-best 24 in the win over Providence (11/17/23).

► Perry has a 20-point game in 7 of last 10 games, also dating to last season.

► Perry ranks the Big 12's top 10 in seven categories, including tops in 3-point field goals made (3.40) and minutes (36.5), second in free throw percentage (96.9), third in scoring (19.2 ppg.), ninth in assists (4.8) and assist/turnover ratio (2.67) and 10th in 3-point field goal percentage (37.8).

► Perry recently eclipsed 2,000 career points in his college career, which includes stints at Coffeyville Community College (2019-21) and North Texas (2021-23). He currently has 1,105 points at the Division I level.


► Perry had at least 4 3-pointers in each of the first 3 games, while he had a season-high 6 treys against South Dakota State (11/13/23). He now has made at least 4 3-pointers in 26 career games at the Division I level, while he has 6 or made triples in 4 games (7 vs. San Jose State (11/25/22) and 6 at UAB (2/19/22), 6 vs. Sam Houston (3/19/23) and 6 vs. South Dakota State).

BUCKET GETTER

► Head coach **Jerome Tang** has said that he wants guard **Cam Carter** to be a bucket getter and that's what the junior has delivered in the first 5 games, averaging 18 points per game. He leads the Wildcats in field goals made (35) and steals (15), while he is second to **Tylor Perry** in 3-point field goals (12).

► After recording his first 20-point game vs. South Dakota State (11/13/23 with a game-high 25 points on 10-of-20 field goals, including 4-of-8 from 3-point range, Carter took it to another level vs. No. 12/11 Miami (11/19/23).

■ HOME SWEET HOME // BRAMLAGE COLISEUM [1989-present]



► K-State has posted a 419-145 (.736) all-time record at Bramlage Coliseum since its opening during the 1988-89 season. The 419 wins are the most at a home venue for the Wildcats, surpassing the 378 wins at Ahearn Field House (1950-88). It is the school's third home venue.

► K-State finished the 2022-23 campaign with a 15-1 record at Bramlage Coliseum, which included an 8-1 mark vs. Big 12 foes. The 15 wins tied for the second-most in the arena's history and are the most since also winning 15 in 2013-14, while the 15-1 record is the best since going 16-1 in 2012-13.

► K-State has registered a 219-65 (.759) record at home over the past 18 seasons, including a 95-53 (.626) mark in Big 12 play. The 219 wins rank fourth among all Big 12 schools in that span, while the 95 league victories at home are among the tops in the Big 12.

► K-State has defeated 46 ranked opponents in the history of Bramlage Coliseum, including 43 ranked Big 12 foes. Four No. 1 teams have been knocked off in the arena's history, including No. 1 Missouri in 1990, No. 1 Texas in 2010, No. 1 Kansas in 2011 and No. 1 Oklahoma in 2016.

► Seating changes and construction has reduced capacity over the years to its current total of 11,010 for the 2023-24 season.

■ SITUATIONAL STATS UNDER TANG

	'23-24	Overall
Overall	3-2	29-12
Big 12 play	0-0	11-7
At Home	2-0	18-1
At Bramlage Coliseum	2-0	17-1
On the Road	0-0	4-7
At Neutral Sites	1-2	7-4
In Overtime	1-0	6-0
vs. Top 25 teams	0-2	7-8
vs. Top 10 teams	0-0	3-2
In games decided by 3 points or less	1-0	4-2
In games decided by 4-5 points	0-0	3-1
In games decided by 6-10 points	1-1	10-3
In games decided by 11-19 points	0-1	7-6
In games decided by 20 or more points	1-0	5-0
Scoring first	3-1	21-7
Leading at the Half	3-0	19-2
Tied at the Half	0-0	1-1
Trailing at the Half	0-2	9-9
K-State shoots 50% or better	1-0	9-1
K-State shoots less than 50%	2-2	20-11
K-State shoots better than opponent	2-0	23-1
Opponent shoots 50% or better	0-2	2-6
Opponent shoots less than 50%	3-0	26-6
K-State out-rebounds opponent	2-2	16-6
Opponent out-rebounds K-State	1-0	7-5
K-State shoots 70% or better from FT Line	2-2	19-8
K-State has more FT attempts	2-1	17-3
Opponent has more FT attempts	1-1	12-9
K-State shoots 40% or better from 3-pt range	1-0	10-3
K-State makes at least 6 3-pt FGs	3-1	19-9
K-State has more turnovers than opponent	2-1	8-8
K-State has less turnovers than opponent	1-1	17-3
K-State equals opponent in turnovers	0-0	4-1
K-State scores 100-plus points	0-0	1-0
K-State scores 90 or more points	1-0	7-0
K-State scores 80-89 points	1-1	6-2
K-State scores 70-79 points	1-0	8-3
K-State scores 60-69 points	0-1	7-6
K-State scores 50-59 points	0-0	1-0
K-State scores less than 50 points	0-0	0-0
Opponent scores 100-plus points	0-0	1-0
Opponent scores 90 or more points	0-1	3-2
Opponent scores 80-89 points	0-1	2-5
Opponent scores 70-79 points	2-0	3-4
Opponent scores 60-69 points	1-0	9-2
Opponent scores 50-59 points	0-0	12-0
Opponent scores less than 50 points	0-0	0-0
K-State has at least 2 in double figures	3-1	29-11
K-State has at least 3 in double figures	3-2	27-11
K-State has at least 4 in double figures	3-1	15-5
K-State has at least 5 in double figures	0-0	5-0
K-State has at least 6 in double figures	0-0	3-0

PLAYER NOTES

BUCKET GETTER (cont.)

► Carter scored a career-best 28 points vs. the Hurricanes, including 24 in the second half when the Wildcats cut a 24-point deficit to just 7 points in the last 45 seconds. He finished the game 12-of-22 from the field (10-of-16 in the second half) with 5 rebounds, 4 assists, 2 steals and a block in 38 minutes.

► In addition to scoring in double figures in 4 of 5 games, Carter has also posted at least 2 steals in every game, including a career-best 4 vs. Bellarmine (11/10/23) and Providence (11/17/23).

► Carter ranks second in the Big 12 in steals (3.0 spg.), third in minutes (35.4), fourth in scoring (18.0 ppg.) and ninth in 3-point field goals made/game (2.40).

► Carter has now scored in double figures in 14 games, including 12 times as a Wildcat. Seven of those double-digit totals have come in the last 14 games.

STARTING TO FIND A RHYTHM

► Junior **Arthur Kaluma** is starting to find a rhythm after a slow start to the season, becoming a double-double threat nearly every night. He is currently averaging 13.5 points to go with a team-best 8.8 rebounds per game.

► Kaluma was named to the Baha Mar Hoops Bahamas Championship All-Tournament Team after averaging 18.0 points on 52.2 percent (12-of-23) shooting with 9.5 rebounds. After scoring 18 in the OT win over Providence, including a pivotal 3-pointer, he had his first double-double as a Wildcat and fourth in his career with 18 points and 12 rebounds vs. 12/11 Miami.

MASTER OF THE BOARDS

► Senior **David N'Guessan** has been impressive so far on the glass, ranking third in the Big 12 in rebounding at 7.8 boards per game. He ranks seventh in the league in offensive rebounds (3.2 orgp.), while he is 14th in defensive rebounds (4.6 drpg.). He has double-digit rebounds in 2 of his first 5 games, including a career-best 11 in the win over South Dakota State (11/13/23).

► N'Guessan grabbed his first career double-double in the opener vs. No. 21/22 USC (11/6/23), as he scored 10 points on 5-of-8 field goals to go with a then career-best 10 rebounds in just over 27 minutes.

► N'Guessan gained valuable experience this past summer training with the Dutch National Team, as the Orange Lions competed in the FIBA Olympic Pre-Qualifying Tournament in Istanbul, Turkey August 13-16.

► N'Guessan averaged 9 points on 55.6 percent shooting with 6.3 rebounds in the 3-game pool play tournament. He opened with a near double-double of 17 points and 9 rebounds in the Lions' narrow overtime loss to Sweden.

BIG MAN SHOWING PROMISE

► Senior **Will McNair** is off to solid start to the season, averaging 8.4 points on a team-best 73.1 percent shooting to go along with 4.0 rebounds through the first 5 games in 18.7 minutes per game.

► McNair scored 8 points vs. USC (11/6/23) in the opener then has earned starts in each of the last 4 games. He has double figures in 2 of those 4 starts, including 10 points each vs. South Dakota State and Providence.

KALUMA, PERRY NAMED TO PRESEASON ALL-BIG 12 TEAM

► Junior **Arthur Kaluma** and fifth-year senior **Taylor Perry** were each chosen as Honorable Mention selections to the Preseason All-Big 12 Team by the league coaches when the league office announced its annual preseason teams.

► Kaluma and Perry are the first Wildcats named to the Preseason All-Big 12 since **Barry Brown Jr.** and **Dean Wade** in 2018-19.

KALUMA NAMED TO PRESEASON WATCH LIST FOR JULIUS ERVING AWARD

► Junior **Arthur Kaluma** was one of 20 players named to the preseason Watch List for the 2024 Julius Erving Award, which annually recognizes the nation's top small forward, by the Naismith Basketball Hall of Fame.

► This is the second time that Kaluma has been named to a preseason Watch List after he was chosen to the Watch List for the Karl Malone Power Forward of the Year Award in 2022-23 while playing at Creighton.

► Although not named to the preseason team, current Oklahoma City Thunder and former Wildcat **Keyontae Johnson** was selected as a finalist for the Julius Erving Award in 2022-23, along with Alabama's **Brandon Miller**, Gonzaga's **Julian Strawther**, Kansas' **Jalen Wilson** and UCLA's **Jaime Jaquez Jr.**

'CATS CRACK 100 IN LONE EXHIBITION

► K-State connected on 52.1 percent from the field, including 55.6 percent in the second half, as the Wildcats eclipsed 100 points in home exhibition play for the first time since 1993 in a 102-68 win over Division II Emporia State.

► It was the first 100-point game in home exhibition play since a 101-80 win over Fort Hood on Nov. 22, 1993, while it was the most in a home exhibition game since scoring 111 in a win over Michigan AAU on Nov. 15, 1991.

► Junior **Cam Carter** paced four Wildcats in double figures with a game-high 20 points in just 14 minutes, while sophomore **Jerrrell Colbert** added 13 points.

K-STATE, TANG AGREE TO EXTENSION THROUGH 2029-30 SEASON

► After a record-setting first season, head coach **Jerome Tang** agreed to a new 7-year contract through the 2029-30 season, Director of Athletics **Gene Taylor** announced on September 25.

► The new contract replaces his original 6-year deal, leaving him 7 years on his agreement that runs until April 30, 2030. The second-year head coach will be paid \$3 million in 2023-24 and receive a \$100,000 increase in each remaining contract year culminating in a \$3.6 million base in 2029-30. There are also four retention bonuses following 2023-24, 2024-25, 2025-26 and 2026-27.

► Armed with just two returning players, the Wildcats posted a 26-10 overall record in Tang's inaugural season, which included a tie for third place in the nation's most difficult conference – the Big 12 – with an 11-7 mark and the school's 13th appearance in the Elite Eight and the first since 2017-18. The 26 wins are the third-most in school history, trailing the school-record 29 in 2009-10 and the 27 in 2012-13, and just the eighth 25-win campaign.

■ WELCOME THE NEWEST WILDCAT



DAVID CASTILLO [6-1 / 170 / PG/ Bartlesville, Okla.]
#42 Rivals, #45 247Sports, #50 ESPN, #60 On3

K-STATE SIGNS DAVID CASTILLO

► K-State head coach **Jerome Tang** said he came to "elevate" the program and he continued that process on Wednesday (Nov. 8) with the signing of consensus top-50 high school prospect **David Castillo** (Bartlesville, Okla./Sunrise Christian Academy [Kan.]) to a National Letter of Intent.

► Castillo is rated among the top 50 players nationally by three of the four recruiting services, including No. 42 by *Rivals*, No. 45 by 247Sports and No. 50 by ESPN, while is among the top-10 point guards, including No. 7 by 247Sports, No. 8 by *Rivals* and No. 9 by On3.

► A native of Bartlesville, Okla., Castillo played 3 years at Bartlesville High School before transferring to prep powerhouse Sunrise Christian Academy in Bel Aire, Kan., for his senior season in 2023-24. Playing for K-State alum **Clent Stewart**, he left Bartlesville as the school's all-time leading scorer with 1,594 points, averaging 23.7 points per game in his 67-game career. He was twice named to the *Tulsa World* All-State Team (2022, 2023) and was a finalist for the *World's* 2023 State Player of the Year.

► In addition to his prep accolades, Castillo has led Team USA to a pair of gold medals, including the 2021 FIBA Americas U16 Championship (14 points vs. Argentina in the gold-medal game) and 2022 FIBA U17 World Cup (12 points vs. Spain in gold-medal game). He was also invited to the 2023 Team USA Junior National Team minicamp but could not play due to a foot injury.



JEROME TANG

HEAD COACH

Charter Oak State '07

Second Season at K-State [29-12]

31st Season Overall | 21st Season in College



COACH OF THE YEAR

Jerome Tang, who was selected as the 2023 Werner Ladder Naismith Men's College Coach of the Year after guiding the Wildcats to a 26-win season and its 13th trip to the Elite Eight in his inaugural season, is in his second season as the 25th head men's basketball head coach at Kansas State in 2023-24.

Tang is just third coach in the program's history to be selected National Coach of the Year, joining **Fred "Tex" Winter** (UPI) in 1958 and **Jack Hartman** (NABC) in 1980, while he is the fourth head coach from a Big 12 institution to earn the honor from the Naismith Trophy. He was a candidate for nearly every other National Coach of the Year honor in 2022-23, including finishing as the runner-up for The Associated Press award. In addition, he was the consensus Big 12 Coach of the Year, earning the honor from both the league coaches and the AP.

With his relentless passion, energy and positivity, Tang reenergized a K-State program which had endured three consecutive losing seasons and was picked last in the preseason Big 12 poll by guiding the school to its third-highest win total (26) and a thrilling run to the Elite Eight in 2022-23. He became the 11th first-year head coach to direct his team to the Elite Eight since 1996-97, while joining North Carolina's **Bill Guthridge** (K-State alum) in 1997-98 and **Hubert Davis** in 2021-22 and Kent State's **Stan Heath** in 2001-02 as one of four first-time head coaches to accomplish the feat. Tang's win total was the second-most by a first-year Division I head coach in 2022-23.

Armed with just two returning players, the Wildcats posted a 26-10 overall record in Tang's inaugural season, which included a tie for third place in the nation's most difficult conference – the Big 12 – with an 11-7 mark and the school's 13th appearance in the Elite Eight and the first since 2017-18. The 26 wins are the third-most in school history, trailing the school-record 29 in 2009-10 and the 27 in 2012-13, and just the eighth 25-win campaign. His 26 wins are the second-most by a first-year head coach in school history.

During the team's historic season, Tang coached a pair of All-Americans in 2023 Bob Cousy Award winner **Markquis Nowell** and forward **Keyontae Johnson**, who became the first duo in school history to each earn the recognition from The Associated Press when they were selected to the Third Team. Both players were named to the All-Big 12 First Team, while Johnson was the league's Newcomer of the Year. Nowell was selected as the winner of Cousy Award as the nation's top point guard by the Naismith Basketball Hall of Fame after he finished second nationally in assists/game (8.3 apg.), total assists (297) and total steals (92) while ranking in the top-15 in four others. He was chosen the East Regional Most Outstanding Player after guiding the Wildcats to the Elite Eight, averaging 23.5 points, 13.5 assists and 4.0 steals in his 4-game NCAA Tournament run, which included a tournament and school-record 19-assist performance in the win over Michigan State on March 23. Nowell was also named a Third Team All-American by *The Sporting News*, NABC and U.S. Basketball Writers Association.

Following the season, Johnson became the first Wildcat under Tang and the first since 2017 to be selected in the NBA Draft, as he was taken in the second round with the 50th pick by the Oklahoma City Thunder. He is the 13th draft pick developed by Tang, which includes 11 at Baylor and one at Heritage Christian Academy (**Von Wafer**). In addition, Nowell signed a 2-way contract with the Toronto Raptors on draft night.

The 2022-23 Wildcats set three school single-season records, including the mark for assists (611), while finishing No. 2 in points (2,742), field goals made (961), 3-point field goals made (258), free throw percentage (74.8) and steals (289) in school history. The 46.1 field goal percentage tied for the seventh-best in the shot clock era and the best since 2017-18. Nowell crushed the single-season marks for assists (297) and steals (92) while he and Johnson became just the second duo in school history to each tally 600 or more points in a single season.

Tang helped reestablish the "Octagon of Doom" as one of the toughest places to play in college basketball, as the Wildcats played before eight sellouts while posting a 15-1 record at home with 5 wins over Top 25 opponents, including No. 2/2 Kansas, No. 9/10 Baylor, No. 17/19 TCU, No. 19/18 Iowa State and No. 24/24 West Virginia. The 15 wins were the most in nearly a decade (2014-15) and tied for the second-most in the arena's 35-year history. The eight sellouts were the most since 2014-15, while the team ranked 23rd nationally in percentage capacity at 87.57 percent in the newly configured 11,000-seat arena.

Tang and his coaching staff capitalized on this new excitement, attracting a 3-man freshman class of **Darrin "Dai Dai" Ames Jr., R.J. Jones and Macaleab Rich** for the 2023-24 season that was a consensus top-30 recruiting class, including 22nd by ESPN and 247Sports. All three were ranked in the prestigious Rivals150, while Ames and Jones were both selected to the ESPN 100.

Tang came to K-State in 2022 after helping build Baylor into a national power in his 19 seasons (2003-22) as an assistant and associate head coach.

Starting with the 2007-08 season, Tang was pivotal in helping Baylor to a stretch of 15 consecutive seasons of at least 18 wins, including a school-record 30 in 2011-12, en route to a 361-153 (.702) overall record and 10 NCAA Tournament appearances. Since 2010, the Bears have appeared in the NCAA Tournament Sweet 16 five times (2010, 2012, 2014, 2017, 2021), three times advancing to the Elite Eight (2010, 2012, 2021) and once to the Final Four (2021).

In his last three seasons (2019-22) at Baylor, Tang helped the Bears tally an 81-13 (.862) record, including a 43-8 (.843) mark in Big 12 play, with 22 wins over ranked opponents highlighted by the Bears' first National Championship in 2021, as they defeated No. 1 ranked Gonzaga, 86-70, in the national title game. The 2021 Bears also won their first Big 12 Championship in the league's 25-year history, which was the school's first conference title in 71 years, then followed it up with a second-straight crown in 2022 by winning their last five Big 12 games. Baylor's 55-9 (.859) record over the 2020-21 and 2021-22 season was the best among power conference teams.

Despite a season mired by injuries to key players, Tang helped Baylor navigate a successful 2021-22 season that ended in a heartbreaking 93-86 overtime loss to North Carolina in the NCAA Tournament. Down 25 points with 10 minutes left, the Bears rallied to force overtime before faltering late, 93-86, to finish the season with a 27-7 record, including a tie for first place in the Big 12 with a 14-4 mark. The team ran their winning streak to 21 games, including 15 straight to start the year, ascending to the No. 1 ranking for five consecutive weeks.

Baylor lost just twice during its historic national championship season in 2020-21, posting a 28-2 record and a 14-1 mark in Big 12 play which included school-record 11 wins against ranked foes. The Bears enjoyed the best start in program history with an 18-game winning streak, which was the fourth-longest streak in Big 12 history. A school-record 3 Bears earned All-America honors, including **Jared Butler** becoming the first consensus First Team selection.

Tang helped Baylor to what was then the best season in program history in 2019-20, as the Bears spent five consecutive weeks ranked No. 1 nationally en route to posting a 26-4 record, including a 15-3 mark in league play. The team set a Big 12 record with 23 straight wins and were projected to earn a No. 1 seed in the NCAA Tournament before it was cancelled due to the COVID-19 pandemic.

Tang was part of the Baylor rebuild from the beginning, as he assisted Drew in guiding a Bear program that was crippled by NCAA sanctions into one that has advanced to the postseason 13 times in the last 14 seasons, including a current streak of 11 consecutive seasons, and 15 straight winning seasons.

After going 36-69 in their first four seasons, Tang and the Bears were rewarded with their first NCAA Tournament berth in 20 seasons and just their second at the school since 1950 in 2007-08. The team lost to No. 18 Purdue in the first round to conclude the year with a 21-11 record, including 9-7 in Big 12 play, as **Curtis Jerrells** became the first All-Big 12 First Team selection since 2001.

Baylor posted back-to-back 20-win seasons for the first time in school history, as the 2008-09 team advanced to its first Big 12 Championship game before finishing as the runner-up in the NIT. The Bears then made another significant step with two Elite Eight runs in a 3-year period, including the first in the modern era in 2009-10 and to cap a school-record 30-win season in 2011-12.

Tang played a major role in leading Baylor to 23 wins and the program's first national tournament championship in 2012-13 when the Bears went on a 5-game run to the NIT title. The team then ran off a string of 4 consecutive NCAA Tournament appearances, including Sweet 16 runs in 2013-14 and 2016-17.

Prior to Baylor, Tang built a powerhouse at Heritage Christian Academy, a birth-through-high school private school in Cleveland, Texas, as the head coach and athletic director, guiding the Eagles to 4 TAPPS Division A state championships (1995, 1999, 2000, 2001) from 1993 to 2003. His program gained national attention in 2001 when **Cedrick Hensley** scored 101 points in a game. Tang's most-publicized recruit – **Vakeaton "Von" Wafer** – became a McDonald's All-American before playing at FSU and being drafted by the L.A. Lakers in 2005.

Tang earned a bachelor's degree from Charter Oak State College in 2007. He was born in San Fernando, Trinidad. He migrated with his parents (**Paul & Bano Tang**) to St. Croix, U.S. Virgin Islands until age 10 when his family moved to Texas. He and his wife, **Careylyen (Rey)** have a son, **Seven**, and a daughter, **Aylyn**. He also has adopted sons (**Lamar** and **Richard Hurd**).

JEROME TANG FILE

Experience	31st year [Second at K-State]
Date Hired	March 21, 2022
Birthdate	October 7
Hometown	San Fernando, Trinidad [West Indies]
Wife	Careylyen [Rey]
Children	Son Seven, Daughter Aylyn
	Adopted sons Lamar & Richard Hurd

EDUCATION

► Charter Oak State College '07 [B.S., Emphasis in Leadership]

COACHING EXPERIENCE

- Heritage Christian Academy [Texas], Head Coach [1993-2003]
- Baylor, Assistant Coach [2003-17]
- Baylor, Associate Head Coach [2017-22]
- K-State, Head Coach [2022-present]

COACHING HONORS

- 1995 TAPPS Division A State Champion
- 1999 TAPPS Division A State Champion
- 2000 TAPPS Division A State Champion
- 2001 TAPPS Division A State Champion
- 2022 Texas Association of Basketball Coaches (TABC) Division I Men's Assistant Coach of the Year
- 2023 Big 12 Coach of the Year [league coaches/AP]
- 2023 NABC | USBWA District Coach of the Year
- 2023 Werner Ladder Naismith Men's Coach of the Year
- 2023 *College Hoops Today* National Coach of the Year
- 2023 Ben Jobe National Coach of the Year [finalist]
- 2023 Jim Phelan National Coach of the Year [finalist]
- 2023 Joe B. Hall National Coach of the Year [finalist]

TAPPS is the Texas Association of Private and Parochial Schools

YEAR-BY-YEAR AS AN ASSISTANT COACH

Year	School	Record (Conf.)	Postseason
2003-04	Baylor	8-21 (3-13/11th)	—
2004-05	Baylor	9-19 (1-15/12th)	—
2005-06	Baylor	4-13 [^] (4-12/12th)	—
2006-07	Baylor	15-16 (4-12/11th)	—
2007-08	Baylor	21-11 (9-7/t-4th)	NCAA First Rd.
2008-09	Baylor	24-15 (5-11/9th)	NIT Runner-Up
2009-10	Baylor	28-8 (11-5/t-2nd)	NCAA Elite Eight
2010-11	Baylor	18-13 (7-9/t-7th)	—
2011-12	Baylor	30-8 (12-6/t-3rd)	NCAA Elite Eight
2012-13	Baylor	23-14 (9-9/6th)	NIT Champions
2013-14	Baylor	26-12 (9-9/t-6th)	NCAA Sweet 16
2014-15	Baylor	24-10 (11-7/t-4th)	NCAA First Rd.
2015-16	Baylor	22-12 (10-8/t-5th)	NCAA First Rd.
2016-17	Baylor	27-8 (12-6/t-2nd)	NCAA Sweet 16

YEAR-BY-YEAR AS ASSOCIATE HEAD COACH

Year	School	Record (Conf.)	Postseason
2017-18	Baylor	19-15 (8-10/t-6th)	NIT Second Rd.
2018-19	Baylor	20-14 (10-8/4th)	NCAA Second Rd.
2019-20	Baylor	26-4 (15-3/2nd)	Canceled%
2020-21	Baylor	28-2 (14-1/1st)	NCAA Champions
2021-22	Baylor	27-7 (14-4/1st)	NCAA Second Rd.
Totals (19 years)		397-222 (.641)	
Since 2007-08		361-153 (.702)	

YEAR-BY-YEAR AS A HEAD COACH

Year	School	Record (Conf.)	Postseason
2022-23	K-State	26-10 (11-7/t-3rd)	NCAA Elite Eight
2023-24	K-State	3-2	—

[^]Baylor did not play a non-conference schedule due to NCAA sanctions

%NCAA Tournament cancelled due to COVID-19

BY THE NUMBER

- 2021 NCAA Champions
- 2013 NIT Champions
- 2021, 2022 Big 12 Regular-Season Champions
- NCAA Tournaments [11 Appearances]
- [2008, 2010, 2012, 2014, 2015, 2016, 2017, 2019, 2021, 2022, 2023]
- NCAA Final Four [2021]
- NCAA Elite Eight [2010, 2012, 2021, 2023]
- NCAA Sweet 16 [2010, 2012, 2014, 2017, 2021, 2023]
- 13 All-Americans [2 Consensus]
- 60 All-Big 12 Selections [11 on First Team]

RECORD BREAKDOWN

Overall: 29-12 (13-7 Big 12) *only 2013 games count toward official record
 First 4 wins came as an interim head coach at Baylor
 ► 1/5/13 - Baylor 86, Texas 79 [OT] [Waco, Texas]*
 ► 1/8/13 - Baylor 82, at Texas Tech 48 [Lubbock, Texas]*
 ► 11/28/20 - Baylor 112, Louisiana 82 [Las Vegas, Nev.]
 ► 11/29/20 - Baylor 86, Washington 52 [Las Vegas, Nev.]

Record at Baylor As Assistant Coach: 397-222 (.641)

Record at Baylor As Associate Head Coach: 120-42 (.741)

2023-24 RESULTS

Overall Record: 3-2 (Home: 2-0 // Away: 0-0 // Neutral: 1-2)

Big 12 Record: 0-0 (Home: 0-0 // Away: 0-0)

Date	Rk	Opponent	W/L	Score	Record [Big 12]	High Scorer	High Rebounds	High Assists	High Steals	High Blocks	Attend.
Nov. 1	rv/rv	EMPORIA STATE	W	102-68	—	Carter (20)	Finister (7)	Perry (5)	Finister (3)	Three players (1)	9,268
Nov. 6	rv/rv	vs. 21/22 USC	L	69-82	0-1	Perry (22)	N'Guessan (10)	Perry (6)	Perry (4)	Colbert (2)	7,595
Nov. 10	rv/rv	BELLARMINE	W	83-75	1-1	Perry (18)	N'Guessan (9)	Ames (6)	Carter (4)	McNair (1)	9,947
Nov. 13	—/—	SOUTH DAKOTA STATE	W	91-68	2-1	Carter (25)	N'Guessan (11)	Ames (7)	Carter (3)	Colbert (4)	9,421
Nov. 17	—/—	vs. Providence	W	73-70 [OT]	3-1	Perry (24)	Carter (8)	Ames (4)	Carter (4)	McNair (2)	1,833
Nov. 19	—/—	vs. 12/11 Miami	L	83-91	3-2	Carter (28)	Kaluma (12)	Perry (5)	Carter (2)	Colbert (2)	1,895
Nov. 22	—/rv	CENTRAL ARKANSAS									
Nov. 28	—/—	ORAL ROBERTS									
Dec. 2	—/—	NORTH ALABAMA									
Dec. 5	—/—	VILLANOVA									
Dec. 9	—/—	@LSU									
Dec. 17	—/—	NEBRASKA									
Dec. 21	—/—	WICHITA STATE									
Jan. 2	—/—	CHICAGO STATE									
Jan. 6	—/—	UCF*									
Jan. 9	—/—	@West Virginia*									
Jan. 13	—/—	@Texas Tech*									
Jan. 16	—/—	BAYLOR*									
Jan. 20	—/—	OKLAHOMA STATE*									
Jan. 24	—/—	@Iowa State*									
Jan. 27	—/—	@Houston*									
Jan. 30	—/—	OKLAHOMA*									
Feb. 3	—/—	@Oklahoma State*									
Feb. 5	—/—	KANSAS*									
Feb. 10	—/—	@BYU*									
Feb. 17	—/—	TCU*									
Feb. 19	—/—	@Texas*									
Feb. 24	—/—	BYU*									
Feb. 26	—/—	WEST VIRGINIA*									
Mar. 2	—/—	@Cincinnati*									
Mar. 5	—/—	@Kansas*									
Mar. 9	—/—	IOWA STATE*									
Mar. 12-16	—/—	vs. TBD									

1 – Exhibition (Bramlage Coliseum, Manhattan, Kan.)
2 – Hall of Fame Series Las Vegas (T-Mobile Arena, Las Vegas, Nev.)
3 – Baha Mar Hoops Bahamas Championship (Baha Mar Convention Center, Nassau, The Bahamas)
4 – BIG EAST/Big 12 Battle (Hinkle Fieldhouse, Indianapolis, Ind.)
5 – Wildcat Classic (T-Mobile Center, Kansas City, Mo.)
6 – Phillips 66 Big 12 Conference Tournament (T-Mobile Center, Kansas City, Mo.)
* – Big 12 Conference game

Attendance / Record Summary

► Overall

Site	G	W-L	Total	Avg.	High
Home	2	2-0	19,368	9,684	9,947 vs. Bellarmine (11/10/23)
Away	—	—	—	—	—
Neutral	3	1-2	11,323	3,774	7,595 vs. USC (11/6/23)
Total	5	3-2	30,691	6,138	9,947 vs. Bellarmine (11/10/23)

► Big 12

Site	G	W-L	Total	Avg.	High
Home	—	—	—	—	—
Away	—	—	—	—	—
Neutral	—	—	—	—	—
Total	—	—	—	—	—

Win/Loss Margin

	1	2	3	4	5	6	7	8	9	10	11	12	13	14	15	16	17	18	19	20-24	25+
Wins (3)			1					1												1	
Losses (2)								1					1								

Largest Leads / Deficits

► When Leading


Largest Margin of Victory	23 vs. South Dakota State (11/13/23)
Largest Overall Lead	25 vs. South Dakota State (11/13/23)
Largest Halftime Lead	15 vs. Bellarmine (11/10/23)
Largest Lead in a Loss	3 vs. USC (11/6/23)
Largest Halftime Lead in a Loss	—
Largest K-State Run	13-2 vs. USC (11/6/23)

► When Trailing

Largest Margin of Defeat	13 vs. USC (11/6/23)
Largest Overall Deficit	24 vs. Miami (11/19/23)
Largest Halftime Deficit	19 vs. Miami (11/19/23)
Largest Deficit Overcome in a Win	6 vs. Providence (11/17/23)
Largest Halftime Deficit in a Win	—
Largest Opponent Run	14-2 by Miami (11/19/23)



2023-24 SEASON BOX SCORE



Game Records

Record	Overall	Home	Away	Neutral
ALL GAMES	3-2	2-0	0-0	1-2
CONFERENCE	0-0	0-0	0-0	0-0
NON-CONFERENCE	3-2	2-0	0-0	1-2

Score by Periods

Team	1st	2nd	OT	TOT
Kansas St.	171	212	16	399
Opponents	173	200	13	386

Team Box Score

No.	Player				Total		3-Point		F-Throw		Rebounds													
		GP-GS	MIN	AVG	FG-FGA	FG%	3FG-3FGA	3FG%	FT-FTA	FT%	OFF	DEF	TOT	AVG	PF	DQ	A	TO	BLK	STL	PTS	AVG		
2	PERRY, Tylor	5-5	182:23	36.5	24-60	.400	17-45	.378	31-32	.969	7	20	27	5.4	11	0	24	9	1	6	96	19.2		
5	CARTER, Cam	5-5	177:11	35.4	35-83	.422	12-38	.316	8-9	.889	7	17	24	4.8	11	1	15	11	2	15	90	18.0		
24	KALUMA, Arthur	4-4	137:37	34.4	18-48	.375	5-19	.263	13-19	.684	11	24	35	8.8	13	0	7	15	1	4	54	13.5		
13	MCNAIR JR., Will	5-4	93:16	18.7	19-26	.731	1-2	.500	3-6	.500	6	14	20	4.0	8	0	3	8	4	2	42	8.4		
1	N'GUESSAN, David	5-5	131:29	26.3	18-30	.600	0-5	.000	2-5	.400	16	23	39	7.8	11	0	2	8	1	1	38	7.6		
4	AMES, Dai Dai	4-1	99:02	24.8	6-27	.222	4-12	.333	8-11	.727	3	1	4	1.0	9	0	20	13	0	4	24	6.0		
8	JONES, RJ	5-0	63:00	12.6	7-21	.333	7-16	.438	6-8	.750	1	3	4	0.8	8	0	5	6	1	1	27	5.4		
23	RICH, Macaleab	3-0	42:36	14.2	5-10	.500	0-1	.000	1-3	.333	3	4	7	2.3	4	0	0	2	0	2	11	3.7		
20	COLBERT, Jerrell	5-0	49:19	9.9	5-7	.714	0-0	.000	1-2	.500	2	4	6	1.2	11	0	0	3	8	1	11	2.2		
3	FINISTER, Dorian	3-0	32:06	10.7	2-7	.286	0-1	.000	2-4	.500	1	2	3	1.0	4	0	2	4	0	1	6	2.0		
15	MANNING, Taj	2-1	17:01	8.5	0-0	.000	0-0	.000	0-0	.000	1	2	3	1.5	1	0	0	0	0	1	0	0.0		
Team											14	8	22					2						
Total		5	1025		139-319	.436	46-139	.331	75-99	.758	72	122	194	38.8	91	1	78	81	18	38	399	79.8		
Opponents		5	1025		144-315	.457	37-106	.349	61-84	.726	55	123	178	35.6	92	4	69	71	25	40	386	77.2		

Team Statistics

	KSTATE	OPP
Scoring	399	386
Points per game	79.8	77.2
Scoring margin	+2.6	-
Field goals-att	139-319	144-315
Field goal pct	.436	.457
3 point fg-att	46-139	37-106
3-point FG pct	.331	.349
3-pt FG made per game	9.2	7.4
Free throws-att	75-99	61-84
Free throw pct	.758	.726
F-Throws made per game	15.0	12.2
Rebounds	194	178
Rebounds per game	38.8	35.6
Rebounding margin	+3.2	-
Assists	78	69
Assists per game	15.6	13.8
Turnovers	81	71
Turnovers per game	16.2	14.2
Turnover margin	-2.0	-
Assist/turnover ratio	1.0	1.0
Steals	38	40
Steals per game	7.6	8.0
Blocks	18	25
Blocks per game	3.6	5.0
Winning streak	0	-
Home win streak	2	-
Attendance	19368	0
Home games-Avg/Game	2-9684	0-0
Neutral site-Avg/Game	-	3-3774

Team Results

Date	Opponent		Score	Att.
11/06/2023	vs Southern California	L	69-82	7595
11/10/2023	Bellarmine	W	83-75	9947
11/13/2023	South Dakota St.	W	91-68	9421
11/17/2023	vs Providence	Wot	73-70	1833
11/19/2023	vs Miami (FL)	L	83-91	1895

2023-24 GAME-BY-GAME STATISTICS

Opponent	W/L	1H	2H	OT	TOT	+/-	FGM-A	Pct.	3FM-A	Pct.	FTM-A	Pct.	OR	DR	TOT	+/-	A	TO	TO Mar	BLK	STL	PF
KANSAS STATE	L	30	39	—	69	-13	22-71	31.0	8-33	24.2	17-24	70.8	23	21	44	+3	14	17	+1	2	9	23
vs. USC		40	42	—	82		31-60	51.7	5-20	25.0	15-19	78.9	10	31	41		17	18		8	8	19
@KANSAS STATE	W	46	37	—	83	+8	28-63	44.4	12-31	38.7	15-22	68.2	16	22	38	+6	18	14	+1	1	10	11
Bellarmine		31	44	—	75		30-62	48.4	8-19	42.1	7-8	87.5	9	23	32		18	15		2	9	18
@KANSAS STATE	W	38	53	—	91	+23	35-61	57.4	14-25	56.0	7-9	77.8	8	30	38	+6	24	17	-3	6	9	17
South Dakota State		29	39	—	68		27-65	41.5	7-21	33.3	7-15	46.7	13	19	32		13	14		5	12	13
KANSAS STATE	W	29	28	16	73	+30	21-57	36.8	8-22	36.4	23-27	85.2	11	28	39	-5	11	20	-5	4	7	22
vs. Providence		26	31	13	70		24-68	35.3	5-22	22.7	17-24	70.8	18	26	44		8	15		8	5	23
KANSAS STATE	L	28	55	—	83	-8	33-67	49.3	4-28	14.3	13-17	76.5	14	21	35	+6	11	13	-4	5	3	18
vs. Miami		47	44	—	91		32-60	53.3	12-24	50.0	15-18	83.3	5	24	29		13	9		2	6	19
@KANSAS STATE																						
Central Arkansas																						
@KANSAS STATE																						
Oral Roberts																						
@KANSAS STATE																						
North Alabama																						
@KANSAS STATE																						
Villanova																						
KANSAS STATE																						
@LSU																						
@KANSAS STATE																						
Nebraska																						
@KANSAS STATE																						
Wichita State																						
@KANSAS STATE																						
Chicago State																						
@KANSAS STATE																						
UCF																						
KANSAS STATE																						
@West Virginia																						
KANSAS STATE																						
@Texas Tech																						
@KANSAS STATE																						
Baylor																						
@KANSAS STATE																						
Oklahoma State																						
KANSAS STATE																						
@Iowa State																						
KANSAS STATE																						
@Houston																						
@KANSAS STATE																						
Oklahoma																						
KANSAS STATE																						
@Oklahoma State																						
@KANSAS STATE																						
Kansas																						
KANSAS STATE																						
@BYU																						
@KANSAS STATE																						
TCU																						
KANSAS STATE																						
@Texas																						
@KANSAS STATE																						
BYU																						
@KANSAS STATE																						
West Virginia																						
KANSAS STATE																						
@Cincinnati																						
KANSAS STATE																						
@Kansas																						
@KANSAS STATE																						
Iowa State																						
KANSAS STATE																						
vs. TBD																						



2023-24 SUPERLATIVES

Individual

Category	Kansas State	Opponent
Points Scored	28 - Cam Carter vs. Miami (11/19/23)	28 - Nijel Pack, Miami (11/19/23)
Field Goals	12 - Cam Carter vs. Miami (11/19/23)	9 - Charlie Easley, South Dakota State (11/13/23) 9 - Nijel Pack, Miami (11/19/23)
Field Goals Attempted	22 - Cam Carter vs. Miami (11/19/23)	16 - Nijel Pack, Miami (11/19/23)
Highest FG Percentage (min. 5 made)	77.8 (7-of-9) - Tylor Perry vs. South Dakota State (11/13/23)	83.3 (5-of-6) - Joshua Morgan, USC (11/6/23)
Highest FG Percentage (min. 10 made)	50.0 (10-of-20) - Cam Carter vs. South Dakota State (11/13/23)	—
3-Point Field Goals Made	6 - Tylor Perry vs. South Dakota State (11/13/23)	7 - Nijel Pack, Miami (11/19/23)
3-Point Field Goals Attempted	12 - Tylor Perry vs. USC (11/6/23)	12 - Nijel Pack, Miami (11/19/23)
3-Point Field Goal Percentage (min. 4 made)	75.0 (6-of-8) - Tylor Perry vs. South Dakota State (11/13/23)	58.3 (7-of-12) - Nijel Pack, Miami (11/19/23)
Free Throws	14 - Tylor Perry vs. Miami (11/19/23)	9 - Norchad Omier, Miami (11/19/23)
Free Throws Attempted	14 - Tylor Perry vs. Miami (11/19/23)	10 - Norchad Omier, Miami (11/19/23)
Free Throw Percentage (min. 5 made)	100.0 (6-of-6) - Tylor Perry vs. Bellarmine (11/6/23) 100.0 (14-of-14) - Tylor Perry vs. Miami (11/19/23)	90.0 (9-of-10) - Norchad Omier, Miami (11/19/23)
Offensive Rebounds	7 - David N'Guessan vs. USC (11/6/23)	4 - Bryce Hopkins, Providence (11/17/23) 4 - Rafael Castro, Providence (11/17/23)
Defensive Rebounds	8 - Arthur Kaluma vs. USC (11/6/23) 8 - David N'Guessan vs. South Dakota State (11/13/23)	8 - Kobe Johnson, USC (11/6/23) 8 - Boogie Ellis, USC (11/6/23)
Total Rebounds	12 - Arthur Kaluma vs. Miami (11/19/23)	10 - Bryce Hopkins, Providence (11/17/23)
Assists	7 - Dai Dai Ames vs. South Dakota State (11/13/23)	7 - Bensley Joseph, Miami (11/19/23)
Blocked Shots	4 - Jerrell Colbert vs. South Dakota State (11/13/23)	5 - Joshua Morgan, USC (11/6/23)
Steals	4 - Tylor Perry vs. USC (11/6/23) 4 - Cam Carter vs. Bellarmine (11/10/23) 4 - Cam Carter vs. Providence (11/17/23)	6 - Charlie Easley, South Dakota State (11/13/23)
Minutes Played	44 - Cam Carter vs. Providence (11/17/23)	43 - Davonte Gaines, Providence (11/17/23)

Team

K-State High	K-State Low	Category	Opponent High	Opponent Low
91 vs. South Dakota State (11/13/23)	69 vs. USC (11/6/23)	Points Scored	82 by USC (11/6/23)	75 by Bellarmine (11/10/23)
35 vs. South Dakota State (11/13/23)	21 vs. Providence (11/17/23)	Field Goals	31 by USC (11/6/23)	30 by Bellarmine (11/10/23)
71 vs. USC (11/6/23)	57 vs. Providence (11/17/23)	Field Goals Attempted	65 by South Dakota State (11/13/23)	60 by USC (11/6/23)
57.4 vs. South Dakota State (11/13/23)	^31.0 vs. USC (11/6/23)	FG Percentage	51.7 by USC (11/6/23)	41.5 by South Dakota State (11/13/23)
\$14 vs. South Dakota State (11/13/23)	4 vs. Miami (11/19/23)	3-Point Field Goals Made	8 by Bellarmine (11/10/23)	5 by USC (11/6/23)
33 vs. USC (11/6/23)	22 vs. Providence (11/17/23)	3-Point Field Goals Attempted	21 by South Dakota State (11/13/23)	19 by Bellarmine (11/10/23)
56.0 vs. South Dakota State (11/13/23)	14.3 vs. Miami (11/19/23)	3-Point Field Goal Percentage	42.1 by Bellarmine (11/10/23)	25.0 by USC (11/6/23)
23 vs. Providence (11/17/23)	7 vs. South Dakota State (11/13/23)	Free Throws	15 by USC (11/6/23)	7 twice
27 vs. Providence (11/17/23)	9 vs. South Dakota State (11/13/23)	Free Throws Attempted	19 by USC (11/6/23)	8 by Bellarmine (11/10/23)
85.2 vs. Providence (11/17/23)	68.2 vs. Bellarmine (11/10/23)	Free Throw Percentage	87.5 by Bellarmine (11/10/23)	46.7 by South Dakota State (11/13/23)
23 vs. USC (11/6/23)	8 vs. South Dakota State (11/13/23)	Offensive Rebounds	13 by South Dakota State (11/13/23)	9 by Bellarmine (11/10/23)
30 vs. South Dakota State (11/13/23)	21 twice	Defensive Rebounds	31 by USC (11/6/23)	23 by Bellarmine (11/10/23)
44 vs. USC (11/6/23)	35 vs. Miami (11/19/23)	Total Rebounds	41 by USC (11/6/23)	32 twice
23 vs. USC (11/6/23)	11 vs. Bellarmine (11/10/23)	Fouls	19 by USC (11/6/23)	18 by Bellarmine (11/10/23)
1 vs. Providence (11/17/23)	0 3 times	Fouled Out	1 twice	—
24 vs. South Dakota State (11/13/23)	11 twice	Assists	18 by Bellarmine (11/10/23)	13 by South Dakota State (11/13/23)
20 vs. Providence (11/17/23)	13 vs. Miami (11/19/23)	Turnovers	18 by USC (11/6/23)	14 by South Dakota State (11/13/23)
6 vs. South Dakota State (11/13/23)	1 vs. Bellarmine (11/10/23)	Blocked Shots	8 by USC (11/6/23)	2 by Bellarmine (11/10/23)
10 vs. Bellarmine (11/10/23)	3 vs. Miami (11/19/23)	Steals	12 by South Dakota State (11/13/23)	8 by USC (11/6/23)
#56 vs. Miami (11/19/23)	20 vs. Providence (11/17/23)	Points in Paint	50 by USC (11/6/23)	32 by South Dakota State (11/13/23)
27 vs. Bellarmine (11/10/23)	11 vs. Providence (11/17/23)	Points off Turnovers	15 by South Dakota State (11/13/23)	11 by Bellarmine (11/10/23)
16 vs. South Dakota State (11/13/23)	6 vs. Bellarmine (11/10/23)	2nd Chance Points	17 by Bellarmine (11/10/23)	9 by USC (11/6/23)
17 vs. South Dakota State (11/13/23)	1 vs. Providence (11/17/23)	Fast Break Points	18 by USC (11/6/23)	2 by Bellarmine (11/10/23)
26 vs. South Dakota State (11/13/23)	10 vs. Providence (11/17/23)	Bench Points	32 by Bellarmine (11/10/23)	8 by South Dakota State (11/13/23)
46 vs. Bellarmine (11/10/23)	28 vs. Miami (11/19/23)	Points/1st Half	40 by USC (11/6/23)	29 by South Dakota State (11/13/23)
48.3 vs. South Dakota State (11/13/23)	25.0 vs. USC (11/6/23)	FG Percentage/1st Half	48.4 by USC (11/6/23)	34.3 by South Dakota State (11/13/23)
55 vs. Miami (11/19/23)	28 vs. Providence (11/17/23)	Points/2nd Half	44 by Bellarmine (11/10/23)	39 by South Dakota State (11/13/23)
65.6 vs. South Dakota State (11/13/23)	30.4 vs. Providence (11/17/23)	FG Percentage/2nd Half	55.2 by USC (11/6/23)	48.6 by Bellarmine (11/10/23)
16 vs. Providence (11/17/23)	—	Points/Overtime	13 by Providence (11/17/23)	—
80.0 vs. Providence (11/17/23)	—	FG Percentage/Overtime	33.3 by Providence (11/17/23)	—

#Ties for the best in school history
^Lowest under head coach Jerome Tang
\$Best under head coach Jerome Tang



2023-24 BIGGEST LEADS/TIME IN LEAD/SPECIALITY STATS

Date	Opponent	W/L	Score	KS Big Lead	Opp Big Lead	Ties	LC	KS in Lead	Opp in Lead	Tied	Paint		Off TOs		2nd Ch		Fast Bk		Bench	
											KS	Opp	KS	Opp	KS	Opp	KS	Opp	KS	Opp
11.6	vs. USC	L	69-82	3	19	0	1	2:16	37:17	0:27	28	50	13	13	15	9	12	18	16	11
11.10	BELLARMINE	W	83-75	19	—	1	0	38:14	—	1:46	26	40	27	11	7	16	14	2	22	32
11.13	SOUTH DAKOTA STATE	W	91-68	25	—	1	0	39:22	—	0:38	40	32	15	15	16	10	17	10	26	8
11.17	vs. Providence	W	73-70 [OT]	7	6	10	10	23:13	16:42	0:05	20	36	11	22	12	20	1	6	10	18
11.19	vs. Miami	L	83-91	1	24	0	2	0:28	39:00	0:32	56	32	14	15	13	9	7	8	11	7
11.22	CENTRAL ARKANSAS																			
11.28	ORAL ROBERTS																			
12.2	NORTH ALABAMA																			
12.5	VILLANOVA																			
12.9	@LSU																			
12.17	NEBRASKA																			
12.21	WICHITA STATE																			
1.2	CHICAGO STATE																			
1.6	UCF*																			
1.9	@West Virginia*																			
1.13	@Texas Tech*																			
1.16	BAYLOR*																			
1.20	OKLAHOMA STATE*																			
1.24	@Iowa State*																			
1.27	@Houston*																			
1.30	OKLAHOMA*																			
2.3	@Oklahoma State*																			
2.5	KANSAS*																			
2.10	@BYU*																			
2.17	TCU*																			
2.19	@Texas*																			
2.24	BYU*																			
2.26	WEST VIRGINIA*																			
3.2	@Cincinnati*																			
3.5	@Kansas*																			
3.9	IOWA STATE*																			
3.12-16	vs. TBD																			

2023-24 INDIVIDUAL POINTS-REBOUNDS-ASSISTS

Date	Opponent	0	1	2	3	4	5	8	10	13	15	20	23	24	35
		Glover	N'Guessan	Perry	Finister	Ames	Carter	Jones	Lindsey	McNair	Manning	Colbert	Rich	Kaluma	Tomlin
11.6	vs. USC	INJ	10-10-0	22-6-6	2-0-0	0-1-3	15-5-2	2-2-1	INJ	8-3-0	0-1-0	4-2-0	0-0-0	6-9-2	SUS
11.10	BELLARMINE	INJ	6-9-1	18-4-5	2-2-2	12-0-6	17-4-2	8-0-1	INJ	8-6-0	—	0-1-0	—	12-7-1	SUS
11.13	SOUTH DAKOTA STATE	INJ	6-11-0	22-5-5	2-1-0	7-0-1	25-2-6	14-2-3	INJ	10-7-2	0-2-0	2-2-0	8-3-0	INJ	SUS
11.17	vs. Providence	INJ	6-6-0	24-4-3	—	10-3-4	5-8-1	0-0-0	INJ	10-4-1	—	0-0-0	—	18-7-2	SUS
11.19	vs. Miami	INJ	10-3-0	10-8-5	—	SUS	28-5-4	3-0-0	INJ	6-0-0	—	5-1-0	3-4-0	18-12-2	SUS
11.22	CENTRAL ARKANSAS														
11.28	ORAL ROBERTS														
12.2	NORTH ALABAMA														
12.5	VILLANOVA														
12.9	@LSU														
12.17	NEBRASKA														
12.21	WICHITA STATE														
1.2	CHICAGO STATE														
1.6	UCF*														
1.9	@West Virginia*														
1.13	@Texas Tech*														
1.16	BAYLOR*														
1.20	OKLAHOMA STATE*														
1.24	@Iowa State*														
1.27	@Houston*														
1.30	OKLAHOMA*														
2.3	@Oklahoma State*														
2.5	KANSAS*														
2.10	@BYU*														
2.17	TCU*														
2.19	@Texas*														
2.24	BYU*														
2.26	WEST VIRGINIA*														
3.2	@Cincinnati*														
3.5	@Kansas*														
3.9	IOWA STATE*														
3.12-16	vs. TBD														



2023-24 MISCELLANEOUS SEASON/CAREER STATS

#	PLAYER	Leading Scorer		Leading Rebounder		Assists Leader		Total Dunks		10+ Points		20+ Points		30+ Points		10+ Rebounds		10+ Assists		D-D (Pts/Rebs)		D-D (Pts/Asts)	
		23-24	Career	23-24	Career	23-24	Career	23-24	Career	23-24	Career	23-24	Career	23-24	Career	23-24	Career	23-24	Career	23-24	Career	23-24	Career
0	GLOVER, Ques	—	—	—	—	—	—	—	—	—	48	—	21	—	1	—	—	—	1	—	—	—	1
1	N'GUESSAN, David	—	1	3	5	1	1	4	14	2	12	—	1	—	—	2	2	—	—	1	1	—	—
2	PERRY, Tylor	3	3	—	—	1	1	—	—	5	62	3	22	—	1	—	—	—	—	—	—	—	—
3	FINISTER, Dorian	—	—	—	—	—	—	—	—	—	1	—	—	—	—	—	—	—	—	—	—	—	—
4	AMES, Dai Dai	—	—	—	—	3	3	—	—	2	2	—	—	—	—	—	—	—	—	—	—	—	—
5	CARTER, Cam	2	3	1	3	—	—	3	8	4	14	2	2	—	—	—	—	—	—	—	—	—	—
8	JONES, R.J.	—	—	—	—	—	—	—	—	1	1	—	—	—	—	—	—	—	—	—	—	—	—
10	LINDSEY, Taymont	—	—	—	—	—	—	—	—	—	—	—	—	—	—	—	—	—	—	—	—	—	—
13	McNAIR JR., Will	—	—	—	—	—	—	6	6	2	16	—	—	—	—	—	2	—	—	—	2	—	—
15	MANNING, Taj	—	—	—	—	—	—	—	—	—	—	—	—	—	—	—	—	—	—	—	—	—	—
20	COLBERT, Jerrell	—	—	—	—	—	—	2	2	—	—	—	—	—	—	—	—	—	—	—	—	—	—
23	RICH, Macaleab	—	—	—	—	—	—	2	2	—	—	—	—	—	—	—	—	—	—	—	—	—	—
24	KALUMA, Arthur	—	—	1	1	—	—	—	—	3	43	—	4	—	—	1	5	—	—	1	4	—	—
35	TOMLIN, Nae'Qwan	—	5	—	16	—	1	—	43	—	21	—	1	—	—	—	3	—	—	—	2	—	—

+/- CHART	SEASON
Cam Carter	+17
Taj Manning	+12
Dai Dai Ames	+11
Arthur Kaluma	+5
Macaleab Rich	+5
Jerrell Colbert	+4
David N'Guessan	+1
R.J. Jones	-6
Will McNair Jr.	-7
Tylor Perry	-7
Dorian Finister	-12

FTs in LAST 5 MINUTES	SEASON	CAREER
Tylor Perry	10-10	10-10
Cam Carter	5-5	15-17
Dai Dai Ames	2-3	2-3
Dorian Finister	1-2	1-2
Arthur Kaluma	0-2	0-2
Nae'Qwan Tomlin	—	7-9
David N'Guessan	—	6-11

CHARGES DRAWN	SEASON	CAREER
R.J. Jones	1	1
Tylor Perry	1	1
David N'Guessan	—	10
Cam Carter	—	5
Nae'Qwan Tomlin	—	3
Dorian Finister	—	1

STARTING LINEUP	SEASON	CAREER
Perry, Carter, Manning, Kaluma, N'Guessan	0-1	0-1
Perry, Carter, Kaluma, N'Guessan, McNair	2-1	2-1
Perry, Carter, Ames, N'Guessan, McNair	1-0	1-0

GAMES MISSED	
Ques Glover	5
Taymont Lindsey	5
Nae'Qwan Tomlin	5
Dai Dai Ames	1
Arthur Kaluma	1

TOP SCORING PERFORMANCES
28, Cam Carter vs. Miami (11/19/23)
25, Cam Carter vs. South Dakota State (11/13/23)
24, Tylor Perry vs. Providence (11/17/23)
22, Tylor Perry vs. USC (11/6/23)
22, Tylor Perry vs. South Dakota State (11/13/23)
18, Tylor Perry vs. Bellarmine (11/10/23)
18, Arthur Kaluma vs. Providence (11/17/23)
18, Arthur Kaluma vs. Miami (11/19/23)

TOP REBOUNDING PERFORMANCES
12, Arthur Kaluma vs. Miami (11/19/23)
11, David N'Guessan vs. South Dakota State (11/13/23)
10, David N'Guessan vs. USC (11/6/23)
9, Arthur Kaluma vs. USC (11/6/23)
9, David N'Guessan vs. Bellarmine (11/10/23)

TOP ASSIST PERFORMANCES
7, Dai Dai Ames vs. South Dakota State (11/13/23)
6, Tylor Perry vs. USC (11/6/23)
6, Dai Dai Ames vs. Bellarmine (11/10/23)
6, Cam Carter vs. South Dakota State (11/13/23)
5, Tylor Perry vs. Bellarmine (11/10/23)
5, Tylor Perry vs. South Dakota State (11/13/23)
5, Tylor Perry vs. Miami (11/19/23)

TOP 3-POINT FG PERFORMANCES
6, Tylor Perry vs. South Dakota State (11/13/23)
4, Cam Carter vs. USC (11/6/23)
4, Tylor Perry vs. USC (11/6/23)
4, Tylor Perry vs. Bellarmine (11/10/23)
4, Cam Carter vs. South Dakota State (11/13/23)
4, R.J. Jones vs. South Dakota State (11/13/23)

TOP STEAL PERFORMANCES
4, Tylor Perry vs. USC (11/6/23)
4, Cam Carter vs. Bellarmine (11/10/23)
4, Cam Carter vs. Providence (11/17/23)
3, Dai Dai Ames vs. Bellarmine (11/10/23)
3, Cam Carter vs. South Dakota State (11/13/23)

TOP BLOCK PERFORMANCES
4, Jerrell Colbert vs. South Dakota State (11/13/23)
2, Jerrell Colbert vs. USC (11/6/23)
2, Jerrell Colbert vs. Miami (11/19/23)



THE LAST TIME K-STATE...

Team

K-State was ranked No. 1 in AP Top 25: March 14, 1959
K-State was ranked in AP Top 25: No. 15 (March 13, 2023)
K-State was ranked in USA Today Coaches Poll: No. 9 (April 4, 2023)
Played AP No. 1-ranked opponent: Lost to Baylor, 77-68 (Jan. 14, 2017)
Defeated AP No. 1-ranked opponent: Oklahoma, 80-69 (Feb. 6, 2016)
Defeated AP No. 1-ranked opponent on road: Kansas, 68-64 (Jan. 17, 1994)
Played AP No. 2-ranked opponent: Defeated No. 2 Kansas, 83-82 [OT] (Jan. 17, 2023)
Defeated opponent ranked 3-10 by AP: No. 9 Baylor, 75-65 (Feb. 21, 2023)
Defeated opponent ranked 3-10 by AP on the road: No. 6 Texas, 116-103 (Jan. 3, 2023)
Defeated opponent ranked 11-15 by AP: No. 12 West Virginia, 84-68 (Jan. 18, 2020)
Defeated AP Top 25 opponent at home: No. 9 Baylor, 75-65 (Feb. 21, 2023)
Defeated AP Top 25 opponent on the road: No. 19 Baylor, 97-95 [OT] (Jan. 7, 2023)
Defeated consecutive AP Top 25 opponents on the road:
 No. 6 Texas, 116-103 (Jan. 3, 2023) and No. 19 Baylor, 97-95 [OT] (Jan. 7, 2023)
Defeated AP Top 25 opponent at neutral site: No. 18 Kentucky, 61-58 (March 22, 2018)

Scoring

Scored 20 or more points: 28 by Cam Carter vs. No. 12/11 Miami (Nov. 19, 2023)
Reserve scored 20 or more points: 24 by Desi Sills vs. No. 2/2 Kansas (Jan. 17, 2023)
Freshman scored 20 or more points: 23 by Nijel Pack vs. TCU (March 10, 2021)
Scored 30 or more points: 30 by Markquis Nowell vs. No. 25/25 Florida Atlantic (March 25, 2023)
Freshman scored 30 or more points: 34 by Marcus Foster vs. Texas (Feb. 8, 2014)
Scored 35 or more points: 36 by Markquis Nowell at No. 6/6 Texas, 116-103 (Jan. 3, 2023)
Scored 40 or more points: 44 by Denis Clemente at Texas (Jan. 31, 2009)
Scored 50 or more points: 62 by Askia Jones vs. Fresno State (March 24, 1994) *school record*
Two or more Wildcats scored 30 or more points in same game:
 Michael Beasley (44) and Bill Walker (31) at Baylor (Feb. 23, 2008)
Two or more Wildcats scored 25 or more points in same game:
 Markquis Nowell (36) and Keyontae Johnson (28) at No. 6/6 Texas (Jan. 3, 2023)
Two or more Wildcats scored 20 or more points in same game:
 Cam Carter (25) and Tylor Perry (22) vs. South Dakota State (Nov. 13, 2023)
Three or more Wildcats scored 20 or more points in same game:
 Dean Wade (34), Kamau Stokes (23) and Barry Brown, Jr., (21) at Iowa State (Dec. 29, 2017)
Scored 20 points in one half: 24 (2nd) by Cam Carter vs. No. 12/11 Miami (Nov. 19, 2023)
Scored 20 points/two straight games:
 Markquis Nowell (2), 20 vs. Michigan State (March 23, 2023) and 30 vs. No. 25/25 Florida Atlantic (March 25, 2023)
Scored 20 points/three straight games:
 Markquis Nowell (3), 27 vs. Kentucky (March 19, 2023), 20 vs. Michigan State (March 23, 2023), 30 vs. No. 25/25 Florida Atlantic (March 25, 2023)
Scored 20 points/four straight games:
 Markquis Nowell (4), 23 vs. No. 24/24 WVU (Dec. 31, 2022), 36 at No. 6/6 Texas (Jan. 3, 2023), 32 at No. 19/17 Baylor (Jan. 7, 2023), 20 vs. OSU (1/10/23)
Scored 30 points/two straight games:
 Markquis Nowell, 36 at No. 6/6 Texas (Jan. 3, 2023), 32 at No. 19/17 Baylor (Jan. 7, 2023)
No Wildcat scored in double figures: at Nebraska (Jan. 26, 1983)
One Wildcat scored in double figures: DaJuan Gordon (12) vs. Kansas (Feb. 17, 2021)
Four Wildcats scored in double figures: Cam Carter (28), Arthur Kaluma (18), David N'Guessan (10) and Tylor Perry (10) vs. No. 12/11 Miami (Nov. 19, 2023)
Five Wildcats scored in double figures: Keyontae Johnson (22), Markquis Nowell (20), Ismael Massoud (15), Cam Carter (12), Nae'Qwan Tomlin (11) and David N'Guessan (11) vs. Michigan State (March 23, 2023)
Six Wildcats scored in double figures: Keyontae Johnson (22), Markquis Nowell (20), Ismael Massoud (15), Cam Carter (12), Nae'Qwan Tomlin (11) and David N'Guessan (11) vs. Michigan State (March 23, 2023)
Seven Wildcats scored in double figures: Keyontae Johnson (18), Nae'Qwan Tomlin (15), Desi Sills (14), David N'Guessan (12), Cam Carter (10), Dorian Finister (10) and Markquis Nowell (10) vs. UIW (Dec. 11, 2022)
All five Wildcat starters scored in double figures: Markquis Nowell (36), Keyontae Johnson (28), Cam Carter (17), Nae'Qwan Tomlin (11) and Abayomi Iyiola (10) at No. 6 Texas (Jan. 3, 2023)
K-State scored 70 or more points: 83 vs. No. 12/11 Miami (Nov. 19, 2023)
K-State scored 80 or more points: 83 vs. No. 12/11 Miami (Nov. 19, 2023)
K-State scored 90 or more points: 91 vs. South Dakota State (Nov. 13, 2023)
K-State scored 100 or more points: 116 at No. 6 Texas (Jan. 3, 2023)

Field Goal Shooting

Made 10 or more field goals: 12 by Cam Carter vs. No. 12/11 Miami (Nov. 19, 2023)
Made 15 or more field goals: 15 by Michael Beasley vs. Nebraska (Feb. 6, 2008)
100 percent from the field (min. 10 att): 100.0% (11-11) by Eddie Elder vs. Colorado (Feb. 23, 1985)
100 percent from the field (min. 5 att): 100% (5-5) by David N'Guessan vs. Michigan State (March 25, 2023)
K-State connected on 50 percent or better: 57.4% (35-61) vs. South Dakota State (Nov. 13, 2023)
K-State connected on 50 percent or better in both halves:
 51.7% (15-29)/1st half and 65.4% (17-26)/2nd half vs. Montana State (March 17, 2023)
K-State connected on 60 percent or better: 60.0% (36-60) at No. 6/6 Texas (Jan. 3, 2023)
K-State connected on 60 percent or better in both halves:
 62.5% (15-24)/1st half and 69.6% (16-23)/2nd half vs. Wake Forest (March 14, 2017)
K-State connected on 70 percent or better: 70% (42-60) vs. Southern Colorado (Nov. 30, 1985)
K-State made 30 or more field goals: 33 vs. Miami (Nov. 19, 2023)
K-State made 40 or more field goals: 41 vs. Missouri (Jan. 3, 1998)
K-State made 45 or more field goals: 49 vs. Morgan State (Jan. 5, 1985) *school record*
K-State made 50 or more field goals: *Never been done in recorded school history*
K-State attempted 60 or more field goals: 67 vs. No. 12/11 Miami (Nov. 19, 2023)
K-State attempted 70 or more field goals: 71 vs. No. 21/22 USC (Nov. 6, 2023)
K-State attempted 80 or more field goals: 88 vs. South Dakota (Jan. 3, 2010)
K-State attempted 90 or more field goals: 94 vs. Houston (March 14, 1970)
K-State attempted 100 or more field goals: 103 vs. Cal State Fullerton (Dec. 2, 1967)

3-Point Field Goal Shooting

Made 5 or more 3-point field goals: 6 by Tylor Perry vs. South Dakota State (Nov. 13, 2023)
Made 10 or more 3-point field goals: 14 by Askia Jones vs. Fresno State (March 24, 1994) *school record*
100 percent from the field (min. 6 att): 100.0% (6-6) by Denis Clemente at Texas (Jan. 31, 2009)
K-State connected on 50 percent or better (min. 10 att): 56.0% (14-25) vs. South Dakota State (Nov. 13, 2023)
K-State connected on 60 percent or better (min. 10 att): 71.4% (10-14) vs. Western Illinois (Nov. 11, 2016)
K-State connected on 70 percent or better (min. 10 att): 71.4% (10-14) vs. Western Illinois (Nov. 11, 2016)
K-State connected on 80 percent or better (min. 10 att): 80.0% (8-10) vs. Coastal Carolina (Dec. 6, 1997)
K-State made 10 or more 3-point field goals: 14 vs. South Dakota State (Nov. 13, 2023)
K-State made 15 or more 3-point field goals: 16 at Oklahoma State (Feb. 2, 2019) *most in a conference game*
K-State made 20 or more 3-point field goals: 23 vs. Fresno State (March 24, 1994) *school record*
K-State attempted 30 or more 3-point field goals: 31 vs. Bellarmine (Nov. 10, 2023)
K-State attempted 35 or more 3-point field goals: 36 at Ole Miss (Jan. 29, 2022)

Double-Double / Triple-Double

Had a Triple-Double: *Never happened in recorded school history*
Had a 20/20 Double-Double (Pts/Rebs): Michael Beasley (28 pts, 22 rebs) vs. Western Illinois (Nov. 17, 2007)
Had a 20/10 Double-Double (Pts/Rebs): Keyontae Johnson (22 pts, 12 rebs) at No. 8/8 Kansas (Jan. 31, 2023)
Had a Double-Double (Pts/Rebs): Arthur Kaluma (18 pts, 12 rebs) vs. No. 12/11 Miami (Nov. 19, 2023)
Had a Double-Double (Pts/Asts): ^Markquis Nowell (30 pts, 12 asts) vs. No. 25/25 Florida Atlantic (March 25, 2023)
Had a Double-Double (Rebs/Asts): *Never happened in recorded school history*
Had a Double-Double (Pts/Rebs) in a Half: Mark Smith (18 pts, 10 rebs [2nd]) at Ole Miss (Jan. 29, 2022)
Had a Double-Double (Pts/Rebs) in Consecutive Games:
 Keyontae Johnson (13 pts, 11 rebs) vs. Florida (Jan. 28, 2023) and (22 pts, 12 rebs) at No. 8/8 Kansas (Jan. 31, 2023)
Had a Double-Double (Pts/Asts) in Consecutive Games:
 Markquis Nowell (20 pts, 19 asts vs. Michigan State; March 23, 2023) and (30 pts, 12 asts vs. No. 25/25 Florida Atlantic (March 25, 2023)
Two Players with Double-Doubles in Same Game:
 Selton Miguel (12 pts, 10 rebs) and Mark Smith (14 pts, 10 rebs) vs. UAlbany (Dec. 1, 2021)

^Second 30-point, 10-assist game in school history and first in an NCAA Tournament game

Free Throw Shooting

Made 10 or more free throws: 14 by Tylor Perry vs. Providence (Nov. 17, 2023)
Made 15 or more free throws: 15 by Jacob Pullen vs. Kansas (Feb. 14, 2011)
Perfect at the FT line (min. 10 att): 14-14 by Tylor Perry vs. Providence (Nov. 17, 2023)
Perfect at the FT line: 17-17 by Steve Henson at Iowa State (Feb. 24, 1988) *school record*
K-State connected on 80 percent or better (min. 15 att.): 85.2% (23-27) vs. Providence (Nov. 17, 2023)
K-State connected on 90 percent or better (min. 15 att.): 93.9% (31-33) at No. 6/6 Texas (Jan. 3, 2023)
K-State connected on 100 percent or better (min. 15 att.): 100% (16-16) vs. Nebraska (Jan. 26, 1980)
K-State made 20 or more free throws: 23 vs. Providence (Nov. 17, 2023)
K-State made 30 or more free throws: 31 at No. 8/8 Kansas (Jan. 31, 2023)
K-State made 40 or more free throws: 41 vs. Oklahoma (Dec. 29, 1958)
K-State attempted 30 or more free throws: 36 at No. 8/8 Kansas (Jan. 31, 2023)
K-State attempted 40 or more free throws: 40 at West Virginia (Feb. 11, 2017)
K-State attempted 50 or more free throws: 54 at Colorado (Jan. 16, 2010)
K-State attempted 55 or more free throws: 56 vs. Purdue (Dec. 1, 1958) *school record*

Rebounds

Had 10 or more rebounds: 12 by Arthur Kaluma vs. No. 12/11 Miami (Nov. 19, 2023)
Had 15 or more rebounds: 16 by Mark Smith at Ole Miss (Jan. 29, 2022)
Had 20 or more rebounds: 22 by Michael Beasley vs. Western Illinois (Nov. 17, 2007)
Had 10 or more rebounds in consecutive games:
 Keyontae Johnson (11 vs. Florida (Jan. 28, 2023) and 12 at No. 8/8 Kansas (Jan. 31, 2023)
Multiple players had 10 or more rebounds:
 Selton Miguel (10 rebs) and Mark Smith (10 rebs) vs. UAlbany (Dec. 1, 2021)
K-State had 20 or more offensive rebounds: 23 vs. No. 21/22 USC (Nov. 6, 2023)
K-State had 30 or more defensive rebounds: 30 vs. South Dakota State (Nov. 13, 2023)
K-State had 40 or more rebounds: 44 vs. No. 21/22 USC (Nov. 6, 2023)
K-State had 50 or more rebounds: 52 vs. Central Arkansas (Dec. 1, 2013)
K-State had 60 or more rebounds: 61 at Oregon State (Dec. 6, 2003)

Assists

Had 10 or more assists: 12 by Markquis Nowell vs. No. 25/25 Florida Atlantic (March 25, 2023)
Had 15 or more assists: 19 by Markquis Nowell vs. Michigan State (March 23, 2023) *school record*
K-State had 20 or more assists: 24 vs. South Dakota State (Nov. 13, 2023)
K-State had 30 or more assists: 30 vs. Gardner-Webb (Dec. 14, 2008)

Blocked Shots

Had 5 or more blocked shots: 5 by Nae'Qwan Tomlin vs. Rhode Island (Nov. 21, 2022)
Had 10 or more blocked shots: *Never happened in recorded school history*
K-State had 5 or more blocked shots: 5 vs. No. 12/11 Miami (Nov. 19, 2023)
K-State had 10 or more blocked shots: 11 vs. North Florida (Dec. 11, 2011)

Steals

Had 5 or more steals: 5 by Markquis Nowell vs. No. 25/25 Florida Atlantic (March 25, 2023)
Had 10 or more steals: *Never happened in recorded school history*
K-State had 10 or more steals: 13 vs. No. 25/25 Florida Atlantic (March 25, 2023)
K-State had 15 or more steals: 17 vs. Monmouth (Nov. 13, 2019)

THE LAST TIME K-STATE...

Turnovers

K-State had 3 or fewer turnovers: 3 vs. SIU-Edwardsville (Dec. 14, 1978) *school record*
K-State had 5 or fewer turnovers: 5 vs. Michigan State (March 23, 2023)
Opponent committed 15 or more turnovers: 15 by Providence (Nov. 17, 2023)
Opponent committed 20 or more turnovers: 22 by No. 25/25 Florida Atlantic (March 25, 2023)

Overtime

Played an Overtime Game: Won vs. Providence, 73-70 (Nov. 17, 2023)
Played an Overtime Game at home: Won vs. No. 2/2 Kansas, 83-82 (Jan. 17, 2023)
Played a 2-Overtime Game: Lost at No. 13 Baylor, 79-72 (Jan. 20, 2016)
Played a 3-Overtime Game: Lost at Oregon State, 87-72 (Dec. 6, 2003)
Played a 4-Overtime Game: Lost at Missouri State, 82-80 (Dec. 8, 1987)
Played in Consecutive OT Games:
 (2) Won vs. No. 7 Kansas, 85-82 (Feb. 10, 2014) and Lost at Baylor, 87-73 (Feb. 15, 2014)

Winning Streaks

K-State won consecutive games: vs. Kentucky (March 19, 2023) and Michigan State (March 23, 2023)
K-State had a 5 or more game winning streak: 9, Dec. 3, 2022-Jan. 10, 2023
(longest since winning 10, Nov. 24, 2013-Jan. 7, 2014)
K-State had a 10 or more game winning streak: 10, Nov. 24, 2013 to Jan. 7, 2014
K-State had a 15 or more game winning streak: 21, Dec. 19, 1958 to March 13, 1959
K-State had a 20 or more game winning streak: 21, Dec. 19, 1958 to March 13, 1959

Miscellaneous

Hit a Buzzer Beater: vs. LSU 61-59 (Nov. 23, 2022) [Keyontae Johnson jumper at :04.7]
Won after trailing by at least 10 points in second half: 11 vs. No. 24 West Virginia (Dec. 31, 2022)
(down 32-21, 19:35 remaining - won 82-76 in OT)
Won after trailing by at least 15 points in second half: 15 at Iowa State (Feb. 12, 2022)
(down 45-30, 18:59 remaining - won 75-69 in overtime)

2023-24 BOXSCORES/RECAPS

04 vs. PROVIDENCE

Nov. 17, 2023 | Nassau, Bama. / Baha Mar Convention Ctr.

Providence	26	31	13	—	70
K-STATE	29	28	16	—	73

- K-State got big performances from senior **Tylor Perry** and junior **Arthur Kaluma**, as the Wildcats used a gritty effort to outlast Providence, 73-70, in overtime in the semifinals of the Baha Mar Hoops Bahamas Championship on Nov. 17 before raucous crowd of 1,833 fans at the Baha Mar Convention Center.
- Perry scored a game-high and season-best 24 points to pace four Wildcats in double figures, while Kaluma added a season-high 18 points on 6-of-10 field goals, including 3-of-4 from beyond the arc, to go with 7 rebounds. Senior **Will McNair Jr.** and freshman **Dai Dai Ames** each chipped in 10 points.
- Among Perry's 24 points was a perfect 14-of-14 performance from the free throw line, which tied for the third-best in school history and the best since **Michael Beasley** went 15-of-15 from the line at Baylor on Feb. 23, 2008.
- In addition to those efforts, senior **David N'Guessan** scored all 6 of his points in overtime on perfect 3-of-3 shooting to go with 6 rebounds, while junior **Cam Carter** tied a career-high with 8 rebounds to go with a game-high 4 steals.
- K-State showed it could grind out a game against a stellar defensive team, hitting timely shots and taking advantage of its opportunities at the free throw line, where the Wildcats converted on 85.2 percent (23-of-27).
- The teams entered overtime tied at 57-all after neither team hit a field goal in the last 3 minutes. Perry started the extra period by making 3 straight free throws after being fouled on a 3-pointer then N'Guessan followed with a layup off a feed from Perry to help the Wildcats score the first 5 points.
- After Providence (3-1) closed to within 62-61 on a pair of free throws and a layup, Kaluma knocked down his biggest shot of the night on a 3-pointer on an assist from Ames with 2:18 remaining. The Wildcats then back-to-back layups from N'Guessan to push ahead 69-63 with 47.5 seconds left. Perry and Ames both went 2-of-2 from the line to close it out in the last 26 seconds.
- K-State ended the night shooting 36.8 percent (21-of-57) from the field, including 36.4 percent (8-of-22) from 3-point range. However, in the extra session, the Wildcats made 4 of their 5 field goals, including Kaluma's 3-pointer, and made 7 of 9 from the free throw line.
- The defense matched and, at times, exceeded that of Providence's stellar effort, holding the Friars to a season-low 35.3 percent (24-of-68) shooting, including 22.7 percent (5-of-22) from 3-point range.

PROVIDENCE (3-1)														
No.	Name	PTS	FG	3FG	FT	O	D	R	PF	A	TO	S	B	MIN
13	ODOURO, Bryce	F	10	4-9	1-1	1-2	1	2	3	5	0	0	0	22
23	HOPKINS, Josh	F	10	2-15	0-4	6-8	4	6	10	4	2	5	0	1 42
00	GAINES, Davonte	G	10	3-8	2-7	2-2	1	4	5	2	0	0	0	1 43
1	PIERRE, Jayden	G	3	1-1	1-1	0-0	0	1	1	1	1	0	1	0 5
22	CARTER, Devin	G	19	6-16	1-6	6-9	1	6	7	4	2	6	3	2 40
3	DIJAI, Garway	F	7	3-9	0-2	1-1	2	1	3	5	3	3	1	3 28
14	FLOYD JR., Corey	2	1-4	0-1	0-0	1	2	3	2	0	1	0	1	0 24
30	CASTRO, Rafael	7	3-4	0-0	1-2	4	1	5	0	0	0	0	0	0 20
10	BARRON, Rich	2	1-2	0-0	0-0	1	0	1	0	0	0	0	0	0 2
TEAM						1	2	3			1			
TOTALS		70	24-68	5-22	17-24	18	26	44	23	8	15	5	8	225

	FG	FG%	3FG	3FG%	FT	FT%
1st Half	8-26	30.8	4-10	40.0	6-8	75.0
2nd Half	12-30	40.0	1-6	16.7	6-9	66.7
OT	4-12	33.3	0-6	0	5-7	71.4
GAME	24-68	35.3	5-22	22.7	17-24	70.8

Deadball Rebounds: 2, 1
Biggest Run: 7 (15:39 2H)
Largest Lead: 0
Technical Fouls: None

K-STATE (3-1)

No.	Name	PTS	FG	3FG	FT	O	D	R	PF	A	TO	S	B	MIN
01	N'GUESSAN, David	W	6	3-4	0-0	0	6	6	2	0	3	0	0	28
24	KALUMA, Arthur	W	18	6-10	3-4	3-5	3	4	7	4	2	7	1	35
13	McNAIR Jr., Will	C	10	4-7	1-1	1-2	1	3	4	2	1	2	0	30
02	PERRY, Tylor	G	24	4-11	2-7	14-14	0	4	4	3	3	3	1	41
05	CARTER, Cam	G	5	2-11	1-6	0-0	1	7	8	5	1	0	4	44
04	AMES, Dai Dai	10	2-12	1-4	5-6	3	0	3	2	4	4	0	0	36
08	COLBERT, Jerrell	0	0-0	0-0	0-0	0	0	0	1	0	0	0	0	3
08	JONES, R.J.	0	0-2	0-0	0-0	0	0	0	3	0	0	1	0	7
TEAM						3	4	7			1			
TOTALS		73	21-57	8-22	23-27	11	28	39	22	11	20	7	4	225

	FG	FG%	3FG	3FG%	FT	FT%
1st Half	10-29	34.5	3-8	37.5	6-6	100.0
2nd Half	7-23	30.4	4-13	30.8	10-12	83.3
OT	4-5	80.0	1-1	100.0	7-9	77.8
GAME	21-57	36.8	8-22	36.4	23-27	85.2

Deadball Rebounds: 3, 1

Biggest Run: 7 (6:26 2H)

Largest Lead: 7 (0:26 OT)

Technical Fouls: Ames

Officials: Michael Roberts, Jamie Luckie, Darron George
Attendance: 1,833 | **Start Time:** 5 p.m. | **Game Duration:** 2:42
K-State led for 23:13 // PC led 16:42 // Game was tied for 0:05
Lead Changes: 10 // **Times Tied:** 10

Points From	Off Turnovers	Paint	2nd Chance	Fast Break	Bench
Providence	22	36	20	6	18
K-State	11	20	12	1	10

05 vs. 12/11 MIAMI

Nov. 19, 2023 | Nassau, Bama. / Baha Mar Convention Ctr.

12/11 Miami	28	55	—	83
K-STATE	47	44	—	91

- K-State scored 55 points in the second half on 56.8 percent shooting, but it wasn't enough to overcome a double-digit deficit to a hot-shooting No. 12/11 Miami, as the Hurricanes earned a 91-83 victory over the Wildcats to win the Baha Mar Hoops Bahamas Championship on Nov. 19 before 1,895 fans.
- Junior guard **Cam Carter** scored 24 of his game-tying and career-best 28 points in the second half, as the Wildcats (3-2) couldn't rally from a 24-point deficit despite their best efforts. Junior **Arthur Kaluma** registered his fourth career double-double and first as a Wildcat with 18 points and game-high 12 rebounds. Seniors **David N'Guessan** and **Tylor Perry** added 10 points each.
- For his efforts, Kaluma was named to the Baha Mar Hoops Bahamas Championship All-Tournament after averaging 18.5 points and 9.5 rebounds.
- Down by as many as 24 points in the second half, including 66-43 with just over 10 minutes to play, K-State made a furious rally, outscoring Miami, 35-19, to close to within 85-78 with 45 seconds remaining. Carter scored all 24 of his second-half points during this stretch to keep the Wildcats in it until the end. The Hurricanes made all six free throws down the stretch to secure the victory.
- Miami (5-0) showed why it's among the best shooting teams in the country, scoring its 91 points on 53.3 percent (32-of-60) shooting from the field, including 50 percent (12-of-24) from 3-point range. The Hurricanes connected on 58.1 percent (18-of-31) in the first half, including 56.3 percent (9-of-16) from long range, in building a 19-point halftime advantage.
- Three-point shooting was a huge storyline, as Miami knocked down 12 3-pointers on 50 percent shooting, while K-State made just 4 of 28 attempts (14.3 percent) from beyond the arc. It was the lowest 3-point field goal percentage by the Wildcats since shooting 13.6 percent vs. Arkansas in 2021.
- Despite its poor shooting from long range, K-State still connected on nearly 50 percent from the field for the game, hitting on 49.3 percent (33-of-67) from the field, including 74.4 percent (29-of-39) from inside the arc. The Wildcats shot 56.8 percent (21-of-37) in the second half. The team scored 56 points in the paint, which tied for the most since the stat began being kept in 2000-01.
- The Wildcats played without freshman guard **Dai Dai Ames**, who was suspended by the NCAA for his ejection against Providence.

MIAMI (5-0)														
No.	Name	PTS	FG	3FG	FT	O	D	R	PF	A	TO	S	B	MIN
15	OMIER, Norchad	F	23	7-14	0-1	9-10	1	6	7	3	2	0	3	0 33
00	CLEVELAND, Matthew	G	15	7-10	1-1	0-0	0	0	0	3	0	1	1	0 29
04	JOSEPH, Bensley	G	3	1-5	0-2	1-2	0	2	2	4	7	3	0	1 32
05	POPLAR, Wooga	G	15	5-9	3-5	2-2	0	6	6	4	2	2	0	0 26
24	PACK, Nijel	G	28	9-16	7-12	3-4	0	2	2	0	0	1	1	1 36
23	CASEY, A.J.		2	1-3	0-1	0-0	0	1	1	1	0	0	0	0 13
03	WATSON, Christian		0	0-0	0-0	0-0	0	2	2	2	0	1	0	0 12
07	GEORGE, Kyshawn		5	2-3	1-2	0-0	1	4	5	2	2	0	0	0 14
01	NWOKO, Michael		0	0-0	0-0	0-0	0	0	0	0	0	0	1	0 5
13	ROBINSON, Jakai		0	0-0	0-0	0-0	0	0	0	0	0	0	0	0 4+
TEAM						3	1	4			1			
TOTALS			91	32-60	12-24	15-18	5	24	29	13	9	6	2	200

	FG	FG%	3FG	3FG%	FT	FT%
1st Half	18-31	58.1	9-16	56.3	2-3	66.7
2nd Half	14-29	48.3	3-8	37.5	13-15	86.7
GAME	32-60	53.3	12-24	50.0	15-18	83.3

Deadball Rebounds: 0, 3
Biggest Run: 24 (16:20 2H)
Largest Lead: 8 (16:20 2H)
Technical Fouls: Watson, Popula

K-STATE (3-2)														
No.	Name	PTS	FG	3FG	FT	O	D	R	PF	A	TO	S	B	MIN
01	N'GUESSAN, David	W	10	5-6	0-1	0-0	1	2	3	4	0	1	0	1 23
24	KALUMA, Arthur	W	18	6-13	1-5	5-6	5	7	12	3	2	2	0	0 37
13	McNAIR Jr., Will	C	6	2-3	0-1	2-2	0	0	2	0	2	0	0	0 14
02	PERRY, Tylor	G	10	4-13	1-9	1-1	2	6	8	3	5	2	0	1 40
05	CARTER, Cam	G	28	12-22	1-8	3-3	1	4	5	0	4	3	2	1 38
08	JONES, R.J.		3	1-4	1-4	0-0	0	0	0	1	0	5	0	0 14
20	COLBERT, Jerrell		5	2-2	0-0	1-2	1	0	1	1	0	0	0	2 11
12	RICH, Macaleab		3	1-4	0-0	1-3	2	2	4	4	0	0	1	0 23
TEAM						2	0	2						
TOTALS			83	33-67	4-28	13-17	14	21	35	18	11	13	3	5 200

	FG	FG%	3FG	3FG%	FT	FT%
1st Half	12-30	40.0	1-15	6.7	3-3	100.0
2nd Half	21-37	56.8	3-13	23.1	10-14	71.4
GAME	33-67	49.3	4-28	14.3	13-17	76.5

Deadball Rebounds: 2, 0
Biggest Run: 10 (4:32 2H)
Largest Lead: 1 (18:59 1H)
Technical Fouls: Jones

Officials: Gary Maxwell, Jamie Luckie, Marques Pettigrew
Attendance: 1,895 | **Start Time:** 1:30 p.m. | **Game Duration:** 2:03
K-State led for 0:28 // Miami led for 39:00 // Game was tied for 0:32
Lead Changes: 2 // **Times Tied:** 0

Points From	Off Turnovers	Paint	2nd Chance	Fast Break	Bench
Miami	15	32	9	8	7
K-State	14	56	13	7	11



2023-24 Kansas St. Men's Basketball
Season/Career Statistics
All games

Page 1/1
as of Nov 19, 2023

Summary

Player	Season Statistics										Career Statistics									
	GP-GS	MIN/G	FG%	3FG%	FT%	R/G	A/G	STL	BLK	PTS/G	GP-GS	MIN/G	FG%	3FG%	FT%	R/G	A/G	STL	BLK	PTS/G
AMES, Dai Dai	4-1	24.8	.222	.333	.727	1.0	5.0	4	0	6.0	4-1	24.8	.222	.333	.727	1.0	5.0	4	0	6.0
CARTER, Cam	5-5	35.4	.422	.316	.889	4.8	3.0	15	2	18.0	68-45	19.8	.393	.325	.730	2.3	1.4	59	14	5.6
COLBERT, Jerrell	5-0	9.9	.714	.000	.500	1.2	0.0	1	8	2.2	9-0	8.4	.545	.000	.500	1.2	0.2	3	11	1.4
FINISTER, Dorian	3-0	10.7	.286	.000	.500	1.0	0.7	1	0	2.0	9-0	9.3	.412	.667	.500	1.9	1.0	3	0	2.0
JONES, RJ	5-0	12.6	.333	.438	.750	0.8	1.0	1	1	5.4	5-0	12.6	.333	.438	.750	0.8	1.0	1	1	5.4
KALUMA, Arthur	4-4	34.4	.375	.263	.684	8.8	1.8	4	1	13.5	72-71	28.5	.429	.289	.712	5.9	1.5	43	40	11.3
MANNING, Taj	2-1	8.5	.000	.000	.000	1.5	0.0	1	0	0.0	2-1	8.5	.000	.000	.000	1.5	0.0	1	0	0.0
MCNAIR JR., Will	5-4	18.7	.731	.500	.500	4.0	0.6	2	4	8.4	121-33	14.8	.542	.214	.548	3.4	0.5	31	67	4.0
N'GUESSAN, David	5-5	26.3	.600	.000	.400	7.8	0.4	1	1	7.6	91-23	15.2	.596	.281	.475	3.1	0.6	37	40	4.5
PERRY, Tylor	5-5	36.5	.400	.378	.969	5.4	4.8	6	1	19.2	72-42	32.5	.428	.410	.869	3.3	2.4	94	6	15.8
RICH, Macaleab	3-0	14.2	.500	.000	.333	2.3	0.0	2	0	3.7	3-0	14.2	.500	.000	.333	2.3	0.0	2	0	3.7

Scoring

Player	Season Statistics								Career Statistics							
	FG-FGA	FG%	3FG-3FGA	3FG%	FT-FTA	FT%	PTS	PTS/G	FG-FGA	FG%	3FG-3FGA	3FG%	FT-FTA	FT%	PTS	PTS/G
AMES, Dai Dai	6-27	.222	4-12	.333	8-11	.727	24	6.0	6-27	.222	4-12	.333	8-11	.727	24	6.0
CARTER, Cam	35-83	.422	12-38	.316	8-9	.889	90	18.0	141-359	.393	53-163	.325	46-63	.730	381	5.6
COLBERT, Jerrell	5-7	.714	0-0	.000	1-2	.500	11	2.2	6-11	.545	0-1	.000	1-2	.500	13	1.4
FINISTER, Dorian	2-7	.286	0-1	.000	2-4	.500	6	2.0	7-17	.412	2-3	.667	2-4	.500	18	2.0
JONES, RJ	7-21	.333	7-16	.438	6-8	.750	27	5.4	7-21	.333	7-16	.438	6-8	.750	27	5.4
KALUMA, Arthur	18-48	.375	5-19	.263	13-19	.684	54	13.5	288-672	.429	73-253	.289	163-229	.712	812	11.3
MANNING, Taj	0-0	.000	0-0	.000	0-0	.000	0	0.0	0-0	.000	0-0	.000	0-0	.000	0	0.0
MCNAIR JR., Will	19-26	.731	1-2	.500	3-6	.500	42	8.4	215-397	.542	9-42	.214	51-93	.548	490	4.0
N'GUESSAN, David	18-30	.600	0-5	.000	2-5	.400	38	7.6	168-282	.596	9-32	.281	67-141	.475	412	4.5
PERRY, Tylor	24-60	.400	17-45	.378	31-32	.969	96	19.2	323-754	.428	201-490	.410	292-336	.869	1139	15.8
RICH, Macaleab	5-10	.500	0-1	.000	1-3	.333	11	3.7	5-10	.500	0-1	.000	1-3	.333	11	3.7

Totals

Player	Season Statistics									Career Statistics								
	O-REB	D-REB	TOTAL	PF	FO	A	TO	A/TO		O-REB	D-REB	TOTAL	PF	FO	A	TO	A/TO	
AMES, Dai Dai	3	1	4	9	0	20	13	1.5		3	1	4	9	0	20	13	1.5	
CARTER, Cam	7	17	24	11	1	15	11	1.4		24	129	153	107	1	92	84	1.1	
COLBERT, Jerrell	2	4	6	11	0	0	3	0.0		4	7	11	16	0	2	4	0.5	
FINISTER, Dorian	1	2	3	4	0	2	4	0.5		3	14	17	5	0	9	6	1.5	
JONES, RJ	1	3	4	8	0	5	6	0.8		1	3	4	8	0	5	6	0.8	
KALUMA, Arthur	11	24	35	13	0	7	15	0.5		107	316	423	171	3	108	170	0.6	
MANNING, Taj	1	2	3	1	0	0	0	0.0		1	2	3	1	0	0	0	0.0	
MCNAIR JR., Will	6	14	20	8	0	3	8	0.4		127	283	410	164	0	57	92	0.6	
N'GUESSAN, David	16	23	39	11	0	2	8	0.3		104	182	286	161	4	57	59	1.0	
PERRY, Tylor	7	20	27	11	0	24	9	2.7		36	201	237	138	2	176	111	1.6	
RICH, Macaleab	3	4	7	4	0	0	2	0.0		3	4	7	4	0	0	2	0.0	



2023-24 Kansas St. Men's Basketball
Individual Game-by-Game
All games

Page 1/11
as of Nov 19, 2023

#1 N'GUESSAN, David

Opponent	Date	GS	MIN	Total		3-Pointers		Free throws		Rebounds											
				FG-FGA	PCT	3FG-3FGA	PCT	FT-FTA	PCT	OFF	DEF	TOT	AVG	PF	A	TO	BLK	STL	PTS	AVG	
vs Southern California	11/06/2023	*	27:19	5-8	.625	0-1	.000	0-1	.000	7	3	10	10.0	0	0	2	0	1	10	10.0	
Bellarmine	11/10/2023	*	30:36	2-6	.333	0-1	.000	2-4	.500	5	4	9	9.5	1	1	0	0	0	6	8.0	
South Dakota St.	11/13/2023	*	22:08	3-6	.500	0-2	.000	0-0	.000	3	8	11	10.0	4	1	2	0	0	6	7.3	
vs Providence	11/17/2023	*	28:25	3-4	.750	0-0	.000	0-0	.000	0	6	6	9.0	2	0	3	0	0	6	7.0	
vs Miami (FL)	11/19/2023	*	23:01	5-6	.833	0-1	.000	0-0	.000	1	2	3	7.8	4	0	1	1	0	10	7.6	
Totals		5	131:29	18-30	.600	0-5	.000	2-5	.400	16	23	39	7.8	11	2	8	1	1	38	7.6	

Player Averages

Games Played	Minutes/ game	Points/ game	FG Pct	3FG Pct	FT Pct	Rebounds/ game	Assists/ game	Turnovers/ game	Assist/Turnover ratio	Steals/ game	Blocks/ game
5	26.3	7.6	60.0	0.0	40.0	7.8	0.4	1.6	0.3	0.2	0.2



2023-24 Kansas St. Men's Basketball
Individual Game-by-Game
All games

Page 2/11
as of Nov 19, 2023

#2 PERRY, Tylor

Opponent	Date	GS	MIN	Total		3-Pointers		Free throws		Rebounds											
				FG-FGA	PCT	3FG-3FGA	PCT	FT-FTA	PCT	OFF	DEF	TOT	AVG	PF	A	TO	BLK	STL	PTS	AVG	
vs Southern California	11/06/2023	*	34:29	5-17	.294	4-12	.333	8-9	.889	3	3	6	6.0	3	6	1	0	4	22	22.0	
Bellarmine	11/10/2023	*	32:06	4-10	.400	4-9	.444	6-6	1.000	1	3	4	5.0	1	5	1	0	1	18	20.0	
South Dakota St.	11/13/2023	*	35:34	7-9	.778	6-8	.750	2-2	1.000	1	4	5	5.0	1	5	2	0	0	22	20.7	
vs Providence	11/17/2023	*	40:33	4-11	.364	2-7	.286	14-14	1.000	0	4	4	4.8	3	3	3	0	1	24	21.5	
vs Miami (FL)	11/19/2023	*	39:41	4-13	.308	1-9	.111	1-1	1.000	2	6	8	5.4	3	5	2	1	0	10	19.2	
Totals		5	182:23	24-60	.400	17-45	.378	31-32	.969	7	20	27	5.4	11	24	9	1	6	96	19.2	

Player Averages

Games Played	Minutes/ game	Points/ game	FG Pct	3FG Pct	FT Pct	Rebounds/ game	Assists/ game	Turnovers/ game	Assist/Turnover ratio	Steals/ game	Blocks/ game
5	36.5	19.2	40.0	37.8	96.9	5.4	4.8	1.8	2.7	1.2	0.2



2023-24 Kansas St. Men's Basketball
Individual Game-by-Game
All games

Page 3/11
as of Nov 19, 2023

#3 FINISTER, Dorian

Opponent	Date	GS	MIN	Total		3-Pointers		Free throws		Rebounds										
				FG-FGA	PCT	3FG-3FGA	PCT	FT-FTA	PCT	OFF	DEF	TOT	AVG	PF	A	TO	BLK	STL	PTS	AVG
vs Southern California	11/06/2023		11:57	1-3	.333	0-1	.000	0-0	.000	0	0	0	0.0	2	0	1	0	1	2	2.0
Bellarmine	11/10/2023		09:47	0-2	.000	0-0	.000	2-4	.500	1	1	2	1.0	1	2	0	0	0	2	2.0
South Dakota St.	11/13/2023		10:22	1-2	.500	0-0	.000	0-0	.000	0	1	1	1.0	1	0	3	0	0	2	2.0
Totals		0	32:06	2-7	.286	0-1	.000	2-4	.500	1	2	3	1.0	4	2	4	0	1	6	2.0

Player Averages

Games Played	Minutes/ game	Points/ game	FG Pct	3FG Pct	FT Pct	Rebounds/ game	Assists/ game	Turnovers/ game	Assist/Turnover ratio	Steals/ game	Blocks/ game
3	10.7	2.0	28.6	0.0	50.0	1.0	0.7	1.3	0.5	0.3	0.0



2023-24 Kansas St. Men's Basketball
Individual Game-by-Game
All games

Page 4/11
as of Nov 19, 2023

#4 AMES, Dai Dai

Opponent	Date	GS	MIN	Total		3-Pointers		Free throws		Rebounds				PF	A	TO	BLK	STL	PTS	AVG
				FG-FGA	PCT	3FG-3FGA	PCT	FT-FTA	PCT	OFF	DEF	TOT	AVG							
vs Southern California	11/06/2023		15:21	0-3	.000	0-2	.000	0-1	.000	0	1	1	1.0	3	3	3	0	0	0	0.0
Bellarmine	11/10/2023		26:12	4-9	.444	3-5	.600	1-2	.500	0	0	0	0.5	1	6	2	0	3	12	6.0
South Dakota St.	11/13/2023	*	21:17	0-3	.000	0-1	.000	2-2	1.000	0	0	0	0.3	3	7	4	0	1	2	4.7
vs Providence	11/17/2023		36:12	2-12	.167	1-4	.250	5-6	.833	3	0	3	1.0	2	4	4	0	0	10	6.0
Totals		1	99:02	6-27	.222	4-12	.333	8-11	.727	3	1	4	1.0	9	20	13	0	4	24	6.0

Player Averages

Games Played	Minutes/game	Points/game	FG Pct	3FG Pct	FT Pct	Rebounds/game	Assists/game	Turnovers/game	Assist/Turnover ratio	Steals/game	Blocks/game
4	24.8	6.0	22.2	33.3	72.7	1.0	5.0	3.3	1.5	1.0	0.0



2023-24 Kansas St. Men's Basketball
Individual Game-by-Game
All games

Page 5/11
as of Nov 19, 2023

#5 CARTER, Cam

Opponent	Date	GS	MIN	Total		3-Pointers		Free throws		Rebounds				PF	A	TO	BLK	STL	PTS	AVG
				FG-FGA	PCT	3FG-3FGA	PCT	FT-FTA	PCT	OFF	DEF	TOT	AVG							
vs Southern California	11/06/2023	*	27:53	4-16	.250	4-9	.444	3-4	.750	2	3	5	5.0	4	2	2	0	2	15	15.0
Bellarmine	11/10/2023	*	34:02	7-14	.500	2-7	.286	1-1	1.000	2	2	4	4.5	1	2	4	0	4	17	16.0
South Dakota St.	11/13/2023	*	33:20	10-20	.500	4-8	.500	1-1	1.000	1	1	2	3.7	1	6	2	0	3	25	19.0
vs Providence	11/17/2023	*	44:12	2-11	.182	1-6	.167	0-0	.000	1	7	8	4.8	5	1	0	1	4	5	15.5
vs Miami (FL)	11/19/2023	*	37:44	12-22	.545	1-8	.125	3-3	1.000	1	4	5	4.8	0	4	3	1	2	28	18.0
Totals		5	177:11	35-83	.422	12-38	.316	8-9	.889	7	17	24	4.8	11	15	11	2	15	90	18.0

Player Averages

Games Played	Minutes/ game	Points/ game	FG Pct	3FG Pct	FT Pct	Rebounds/ game	Assists/ game	Turnovers/ game	Assist/Turnover ratio	Steals/ game	Blocks/ game
5	35.4	18.0	42.2	31.6	88.9	4.8	3.0	2.2	1.4	3.0	0.4



2023-24 Kansas St. Men's Basketball
Individual Game-by-Game
All games

Page 6/11
as of Nov 19, 2023

#8 JONES, RJ

Opponent	Date	GS	MIN	Total		3-Pointers		Free throws		Rebounds				PF	A	TO	BLK	STL	PTS	AVG
				FG-FGA	PCT	3FG-3FGA	PCT	FT-FTA	PCT	OFF	DEF	TOT	AVG							
vs Southern California	11/06/2023		10:56	0-5	.000	0-3	.000	2-2	1.000	1	1	2	2.0	2	1	1	0	0	2	2.0
Bellarmine	11/10/2023		11:34	2-4	.500	2-4	.500	2-3	.667	0	0	0	1.0	0	1	0	0	0	8	5.0
South Dakota St.	11/13/2023		19:27	4-6	.667	4-5	.800	2-3	.667	0	2	2	1.3	2	3	0	1	0	14	8.0
vs Providence	11/17/2023		07:23	0-2	.000	0-0	.000	0-0	.000	0	0	0	1.0	3	0	0	0	1	0	6.0
vs Miami (FL)	11/19/2023		13:41	1-4	.250	1-4	.250	0-0	.000	0	0	0	0.8	1	0	5	0	0	3	5.4
Totals		0	63:00	7-21	.333	7-16	.438	6-8	.750	1	3	4	0.8	8	5	6	1	1	27	5.4

Player Averages

Games Played	Minutes/game	Points/game	FG Pct	3FG Pct	FT Pct	Rebounds/game	Assists/game	Turnovers/game	Assist/Turnover ratio	Steals/game	Blocks/game
5	12.6	5.4	33.3	43.8	75.0	0.8	1.0	1.2	0.8	0.2	0.2



2023-24 Kansas St. Men's Basketball
Individual Game-by-Game
All games

Page 7/11
as of Nov 19, 2023

#13 MCNAIR JR., Will

Opponent	Date	GS	MIN	Total		3-Pointers		Free throws		Rebounds				PF	A	TO	BLK	STL	PTS	AVG
				FG-FGA	PCT	3FG-3FGA	PCT	FT-FTA	PCT	OFF	DEF	TOT	AVG							
vs Southern California	11/06/2023		09:48	4-5	.800	0-0	.000	0-1	.000	3	0	3	3.0	1	0	1	0	0	8	8.0
Bellarmine	11/10/2023	*	19:03	4-4	1.000	0-0	.000	0-0	.000	2	4	6	4.5	3	0	4	1	0	8	8.0
South Dakota St.	11/13/2023	*	20:26	5-7	.714	0-0	.000	0-1	.000	0	7	7	5.3	0	2	1	1	2	10	8.7
vs Providence	11/17/2023	*	30:00	4-7	.571	1-1	1.000	1-2	.500	1	3	4	5.0	2	1	2	2	0	10	9.0
vs Miami (FL)	11/19/2023	*	13:59	2-3	.667	0-1	.000	2-2	1.000	0	0	0	4.0	2	0	0	0	0	6	8.4
Totals		4	93:16	19-26	.731	1-2	.500	3-6	.500	6	14	20	4.0	8	3	8	4	2	42	8.4

Player Averages

Games Played	Minutes/game	Points/game	FG Pct	3FG Pct	FT Pct	Rebounds/game	Assists/game	Turnovers/game	Assist/Turnover ratio	Steals/game	Blocks/game
5	18.7	8.4	73.1	50.0	50.0	4.0	0.6	1.6	0.4	0.4	0.8



2023-24 Kansas St. Men's Basketball
Individual Game-by-Game
All games

Page 8/11
as of Nov 19, 2023

#15 MANNING, Taj

Opponent	Date	GS	MIN	Total		3-Pointers		Free throws		Rebounds										
				FG-FGA	PCT	3FG-3FGA	PCT	FT-FTA	PCT	OFF	DEF	TOT	AVG	PF	A	TO	BLK	STL	PTS	AVG
vs Southern California	11/06/2023	*	09:26	0-0	.000	0-0	.000	0-0	.000	1	0	1	1.0	0	0	0	0	0	0	0.0
South Dakota St.	11/13/2023		07:35	0-0	.000	0-0	.000	0-0	.000	0	2	2	1.5	1	0	0	0	1	0	0.0
Totals		1	17:01	0-0	.000	0-0	.000	0-0	.000	1	2	3	1.5	1	0	0	0	1	0	0.0

Player Averages

Games Played	Minutes/ game	Points/ game	FG Pct	3FG Pct	FT Pct	Rebounds/ game	Assists/ game	Turnovers/ game	Assist/Turnover ratio	Steals/ game	Blocks/ game
2	8.5	0.0	0.0	0.0	0.0	1.5	0.0	0.0	0.0	0.5	0.0



2023-24 Kansas St. Men's Basketball
Individual Game-by-Game
All games

Page 9/11
as of Nov 19, 2023

#20 COLBERT, Jerrell

Opponent	Date	GS	MIN	Total		3-Pointers		Free throws		Rebounds				PF	A	TO	BLK	STL	PTS	AVG
				FG-FGA	PCT	3FG-3FGA	PCT	FT-FTA	PCT	OFF	DEF	TOT	AVG							
vs Southern California	11/06/2023		12:26	2-3	.667	0-0	.000	0-0	.000	1	1	2	2.0	4	0	2	2	0	4	4.0
Bellarmine	11/10/2023		07:49	0-0	.000	0-0	.000	0-0	.000	0	1	1	1.5	1	0	0	0	0	0	2.0
South Dakota St.	11/13/2023		15:12	1-2	.500	0-0	.000	0-0	.000	0	2	2	1.7	4	0	1	4	1	2	2.0
vs Providence	11/17/2023		02:49	0-0	.000	0-0	.000	0-0	.000	0	0	0	1.3	1	0	0	0	0	0	1.5
vs Miami (FL)	11/19/2023		11:03	2-2	1.000	0-0	.000	1-2	.500	1	0	1	1.2	1	0	0	2	0	5	2.2
Totals		0	49:19	5-7	.714	0-0	.000	1-2	.500	2	4	6	1.2	11	0	3	8	1	11	2.2

Player Averages

Games Played	Minutes/game	Points/game	FG Pct	3FG Pct	FT Pct	Rebounds/game	Assists/game	Turnovers/game	Assist/Turnover ratio	Steals/game	Blocks/game
5	9.9	2.2	71.4	0.0	50.0	1.2	0.0	0.6	0.0	0.2	1.6



2023-24 Kansas St. Men's Basketball
Individual Game-by-Game
All games

Page 10/11
as of Nov 19, 2023

#23 RICH, Macaleab

Opponent	Date	GS	MIN	Total		3-Pointers		Free throws		Rebounds										
				FG-FGA	PCT	3FG-3FGA	PCT	FT-FTA	PCT	OFF	DEF	TOT	AVG	PF	A	TO	BLK	STL	PTS	AVG
vs Southern California	11/06/2023		04:30	0-0	.000	0-0	.000	0-0	.000	0	0	0	0.0	0	0	0	0	0	0	0.0
South Dakota St.	11/13/2023		14:39	4-6	.667	0-1	.000	0-0	.000	1	2	3	1.5	0	0	2	0	1	8	4.0
vs Miami (FL)	11/19/2023		23:27	1-4	.250	0-0	.000	1-3	.333	2	2	4	2.3	4	0	0	0	1	3	3.7
Totals		0	42:36	5-10	.500	0-1	.000	1-3	.333	3	4	7	2.3	4	0	2	0	2	11	3.7

Player Averages

Games Played	Minutes/ game	Points/ game	FG Pct	3FG Pct	FT Pct	Rebounds/ game	Assists/ game	Turnovers/ game	Assist/Turnover ratio	Steals/ game	Blocks/ game
3	14.2	3.7	50.0	0.0	33.3	2.3	0.0	0.7	0.0	0.7	0.0



2023-24 Kansas St. Men's Basketball
Individual Game-by-Game
All games

Page 11/11
as of Nov 19, 2023

#24 KALUMA, Arthur

Opponent	Date	GS	MIN	Total		3-Pointers		Free throws		Rebounds										
				FG-FGA	PCT	3FG-3FGA	PCT	FT-FTA	PCT	OFF	DEF	TOT	AVG	PF	A	TO	BLK	STL	PTS	AVG
vs Southern California	11/06/2023	*	35:56	1-11	.091	0-5	.000	4-6	.667	1	8	9	9.0	4	2	4	0	1	6	6.0
Bellarmine	11/10/2023	*	28:51	5-14	.357	1-5	.200	1-2	.500	2	5	7	8.0	2	1	2	0	2	12	9.0
vs Providence	11/17/2023	*	35:26	6-10	.600	3-4	.750	3-5	.600	3	4	7	7.7	4	2	7	1	1	18	12.0
vs Miami (FL)	11/19/2023	*	37:24	6-13	.462	1-5	.200	5-6	.833	5	7	12	8.8	3	2	2	0	0	18	13.5
Totals		4	137:37	18-48	.375	5-19	.263	13-19	.684	11	24	35	8.8	13	7	15	1	4	54	13.5

Player Averages

Games Played	Minutes/game	Points/game	FG Pct	3FG Pct	FT Pct	Rebounds/game	Assists/game	Turnovers/game	Assist/Turnover ratio	Steals/game	Blocks/game
4	34.4	13.5	37.5	26.3	68.4	8.8	1.8	3.8	0.5	1.0	0.3



Kansas St. Men's Basketball
Individual Career Summaries
All games

Page 1/8
as of Nov 19, 2023

AMES, Dai dai

				Field Goals		3-Point		F-Throws		Rebounds									Scoring	
SEASON	TEAM	GP-GS	MIN/AVG	FG-FGA	FG%	3FG-3FGA	3FG%	FT-FTA	FT%	OFF	DEF	TOT	AVG	PF-FO	A	TO	BLK	STL	PTS	AVG
2023-24	KState	4-1	99/24.8	6-27	.222	4-12	.333	8-11	.727	3	1	4	1.0	9-0	20	13	0	4	24	6.0
TOTAL		4-1	99/24.8	6-27	.222	4-12	.333	8-11	.727	3	1	4	1.0	9-0	20	13	0	4	24	6.0

Single Game Highs

Statistic	Value	
Points	12	vs Bellarmine 11/10/23
Rebounds	3	vs Providence 11/17/23
Assists	7	vs South Dakota St. 11/13/23
Steals	3	vs Bellarmine 11/10/23
FG Made	4	vs Bellarmine 11/10/23
FG Attempts	12	vs Providence 11/17/23
3FG Made	3	vs Bellarmine 11/10/23
3FG Attempts	5	vs Bellarmine 11/10/23
FT Made	5	vs Providence 11/17/23
FT Attempts	6	vs Providence 11/17/23

CARTER, Cam

				Field Goals		3-Point		F-Throws		Rebounds									Scoring	
SEASON	TEAM	GP-GS	MIN/AVG	FG-FGA	FG%	3FG-3FGA	3FG%	FT-FTA	FT%	OFF	DEF	TOT	AVG	PF-FO	A	TO	BLK	STL	PTS	AVG
2021-22	MSU	27-4	227/8.4	20-52	.385	6-20	.300	11-16	.688	4	17	21	0.8	18-0	25	19	3	11	57	2.1
2022-23	KState	36-36	946/26.3	86-224	.384	35-105	.333	27-38	.711	13	95	108	3.0	78-0	52	54	9	33	234	6.5
2023-24	KState	5-5	177/35.4	35-83	.422	12-38	.316	8-9	.889	7	17	24	4.8	11-1	15	11	2	15	90	18.0
TOTAL FOR KState		41-41	1123/27.4	121-307	.394	47-143	.329	35-47	.745	20	112	132	3.2	89-1	67	65	11	48	324	7.9
TOTAL		68-45	1350/19.8	141-359	.393	53-163	.325	46-63	.730	24	129	153	2.3	107-1	92	84	14	59	381	5.6

Single Game Highs

Statistic	Value	
Points	28	vs Miami (FL) 11/19/23
Rebounds	8	at Texas 01/03/23, vs Baylor 02/21/23, vs Providence 11/17/23
Assists	7	vs Montana 11/13/21
Steals	4	vs Bellarmine 11/10/23, vs Providence 11/17/23
Blocks	2	vs Texas Tech 01/21/23
FG Made	12	vs Miami (FL) 11/19/23
FG Attempts	22	vs Miami (FL) 11/19/23
3FG Made	4	vs Kansas City 11/17/22, vs Southern California 11/06/23, vs South Dakota St. 11/13/23
3FG Attempts	9	vs Southern California 11/06/23
FT Made	4	at Alabama 02/16/22, at Iowa St. 01/24/23, at Oklahoma St. 02/25/23
FT Attempts	6	at Oklahoma St. 02/25/23



Kansas St. Men's Basketball
Individual Career Summaries
All games

Page 2/8
as of Nov 19, 2023

COLBERT, Jerrell

				Field Goals		3-Point		F-Throws		Rebounds									Scoring	
SEASON	TEAM	GP-GS	MIN/AVG	FG-FGA	FG%	3FG-3FGA	3FG%	FT-FTA	FT%	OFF	DEF	TOT	AVG	PF-FO	A	TO	BLK	STL	PTS	AVG
2021-22	LSU	4-0	26/6.6	1-4	.250	0-1	.000	0-0	.000	2	3	5	1.3	5-0	2	1	3	2	2	0.5
2023-24	KState	5-0	49/9.9	5-7	.714	0-0	.000	1-2	.500	2	4	6	1.2	11-0	0	3	8	1	11	2.2
TOTAL FOR KState		5-0	49/9.9	5-7	.714	0-0	.000	1-2	.500	2	4	6	1.2	11-0	0	3	8	1	11	2.2
TOTAL		9-0	76/8.4	6-11	.545	0-1	.000	1-2	.500	4	7	11	1.2	16-0	2	4	11	3	13	1.4

Single Game Highs

Statistic	Value	
Points	5	vs Miami (FL) 11/19/23
Rebounds	2	4 times
Assists	1	vs ULM 11/09/21, vs Belmont 11/22/21
Steals	1	vs McNeese 11/18/21, vs Northwestern St. 12/14/21, vs South Dakota St. 11/13/23
Blocks	4	vs South Dakota St. 11/13/23
FG Made	2	vs Southern California 11/06/23, vs Miami (FL) 11/19/23
FG Attempts	3	vs Southern California 11/06/23
3FG Attempts	1	vs Northwestern St. 12/14/21
FT Made	1	vs Miami (FL) 11/19/23
FT Attempts	2	vs Miami (FL) 11/19/23

FINISTER, Dorian

				Field Goals		3-Point		F-Throws		Rebounds									Scoring	
SEASON	TEAM	GP-GS	MIN/AVG	FG-FGA	FG%	3FG-3FGA	3FG%	FT-FTA	FT%	OFF	DEF	TOT	AVG	PF-FO	A	TO	BLK	STL	PTS	AVG
2022-23	KState	6-0	52/8.6	5-10	.500	2-2	1.000	0-0	.000	2	12	14	2.3	1-0	7	2	0	2	12	2.0
2023-24	KState	3-0	32/10.7	2-7	.286	0-1	.000	2-4	.500	1	2	3	1.0	4-0	2	4	0	1	6	2.0
TOTAL		9-0	84/9.3	7-17	.412	2-3	.667	2-4	.500	3	14	17	1.9	5-0	9	6	0	3	18	2.0

Single Game Highs

Statistic	Value	
Points	10	vs UIW 12/11/22
Rebounds	7	vs UIW 12/11/22
Assists	4	vs UIW 12/11/22
Steals	1	vs Rhode Island 11/21/22, vs UIW 12/11/22, vs Southern California 11/06/23
FG Made	4	vs UIW 12/11/22
FG Attempts	5	vs UIW 12/11/22
3FG Made	2	vs UIW 12/11/22
3FG Attempts	2	vs UIW 12/11/22
FT Made	2	vs Bellarmine 11/10/23
FT Attempts	4	vs Bellarmine 11/10/23



Kansas St. Men's Basketball
Individual Career Summaries
All games

Page 3/8
as of Nov 19, 2023

GLOVER, Ques

SEASON	TEAM	GP-GS	MIN/AVG	Field Goals		3-Point		F-Throws		Rebounds									Scoring	
				FG-FGA	FG%	3FG-3FGA	3FG%	FT-FTA	FT%	OFF	DEF	TOT	AVG	PF-FO	A	TO	BLK	STL	PTS	AVG
2019-20	UF	31-0	384/12.4	54-125	.432	11-45	.244	17-32	.531	6	24	30	1.0	30-0	19	40	2	5	136	4.4
2020-21	UF	20-0	169/8.4	18-46	.391	3-12	.250	10-11	.909	3	13	16	0.8	22-0	13	20	0	11	49	2.5
2021-22	SU	29-28	902/31.1	203-435	.467	32-104	.308	120-152	.789	17	63	80	2.8	63-0	129	80	1	35	558	19.2
2022-23	SU	19-18	466/24.5	95-198	.480	17-45	.378	72-85	.847	7	40	47	2.5	35-0	40	46	0	14	279	14.7
TOTAL FOR KState		0-0	0/0.0	0-0	.000	0-0	.000	0-0	.000	0	0	0	0.0	0-0	0	0	0	0	0	0.0
TOTAL		99-46	1921/19.4	370-804	.460	63-206	.306	219-280	.782	33	140	173	1.7	150-0	201	186	3	65	1022	10.3

Single Game Highs

Statistic	Value	
Points	30	at The Citadel 02/05/22
Rebounds	6	vs Spring Hill 11/11/21, vs Mississippi Col. 11/30/21, at Alabama A&M 11/17/22
Assists	10	vs VMI 02/17/22
Steals	4	vs Mercer 01/26/22
Blocks	1	vs Vanderbilt 02/15/20, vs Ole Miss 01/14/20, vs Chattanooga 02/02/22
FG Made	13	at The Citadel 02/05/22
FG Attempts	24	vs Wofford 02/09/22, vs VMI 02/17/22
3FG Made	4	vs UNC Greensboro 02/19/22
3FG Attempts	10	vs Wofford 02/09/22
FT Made	12	vs N.C. A&T 11/26/21
FT Attempts	12	vs N.C. A&T 11/26/21

JONES, Rj

SEASON	TEAM	GP-GS	MIN/AVG	Field Goals		3-Point		F-Throws		Rebounds									Scoring	
				FG-FGA	FG%	3FG-3FGA	3FG%	FT-FTA	FT%	OFF	DEF	TOT	AVG	PF-FO	A	TO	BLK	STL	PTS	AVG
2023-24	KState	5-0	63/12.6	7-21	.333	7-16	.438	6-8	.750	1	3	4	0.8	8-0	5	6	1	1	27	5.4
TOTAL		5-0	63/12.6	7-21	.333	7-16	.438	6-8	.750	1	3	4	0.8	8-0	5	6	1	1	27	5.4

Single Game Highs

Statistic	Value	
Points	14	vs South Dakota St. 11/13/23
Rebounds	2	vs Southern California 11/06/23, vs South Dakota St. 11/13/23
Assists	3	vs South Dakota St. 11/13/23
Steals	1	vs Providence 11/17/23
Blocks	1	vs South Dakota St. 11/13/23
FG Made	4	vs South Dakota St. 11/13/23
FG Attempts	6	vs South Dakota St. 11/13/23
3FG Made	4	vs South Dakota St. 11/13/23
3FG Attempts	5	vs South Dakota St. 11/13/23
FT Made	2	vs Southern California 11/06/23, vs Bellarmine 11/10/23, vs South Dakota St. 11/13/23
FT Attempts	3	vs Bellarmine 11/10/23, vs South Dakota St. 11/13/23



Kansas St. Men's Basketball
Individual Career Summaries
All games

Page 4/8
as of Nov 19, 2023

KALUMA, Arthur

				Field Goals		3-Point		F-Throws		Rebounds									Scoring	
SEASON	TEAM	GP-GS	MIN/AVG	FG-FGA	FG%	3FG-3FGA	3FG%	FT-FTA	FT%	OFF	DEF	TOT	AVG	PF-FO	A	TO	BLK	STL	PTS	AVG
2021-22	CU	31-30	830/26.8	124-279	.444	27-102	.265	47-70	.671	36	130	166	5.4	78-2	40	79	18	19	322	10.4
2022-23	CU	37-37	1087/29.4	146-345	.423	41-132	.311	103-140	.736	60	162	222	6.0	80-1	61	76	21	20	436	11.8
2023-24	KState	4-4	138/34.4	18-48	.375	5-19	.263	13-19	.684	11	24	35	8.8	13-0	7	15	1	4	54	13.5
TOTAL FOR KState		4-4	138/34.4	18-48	.375	5-19	.263	13-19	.684	11	24	35	8.8	13-0	7	15	1	4	54	13.5
TOTAL		72-71	2054/28.5	288-672	.429	73-253	.289	163-229	.712	107	316	423	5.9	171-3	108	170	40	43	812	11.3

Single Game Highs

Statistic	Value	
Points	27	vs BYU 12/10/22
Rebounds	16	at UConn 01/07/23
Assists	5	at St. John's (NY) 02/18/23
Steals	2	8 times
Blocks	4	vs Ark.-Pine Bluff 11/09/21
FG Made	8	vs St. John's (NY) 01/19/22, vs Kansas 03/19/22, vs BYU 12/10/22
FG Attempts	19	vs Kansas 03/19/22
3FG Made	4	vs St. John's (NY) 01/19/22, vs Kansas 03/19/22, vs BYU 12/10/22
3FG Attempts	10	vs Kansas 03/19/22
FT Made	7	vs BYU 12/10/22
FT Attempts	11	vs BYU 12/10/22

MANNING, Taj

				Field Goals		3-Point		F-Throws		Rebounds									Scoring	
SEASON	TEAM	GP-GS	MIN/AVG	FG-FGA	FG%	3FG-3FGA	3FG%	FT-FTA	FT%	OFF	DEF	TOT	AVG	PF-FO	A	TO	BLK	STL	PTS	AVG
2023-24	KState	2-1	17/8.5	0-0	.000	0-0	.000	0-0	.000	1	2	3	1.5	1-0	0	0	0	1	0	0.0
TOTAL		2-1	17/8.5	0-0	.000	0-0	.000	0-0	.000	1	2	3	1.5	1-0	0	0	0	1	0	0.0

Single Game Highs

Statistic	Value	
Rebounds	2	vs South Dakota St. 11/13/23
Steals	1	vs South Dakota St. 11/13/23



Kansas St. Men's Basketball
Individual Career Summaries
All games

Page 5/8
as of Nov 19, 2023

MCNAIR JR., Will

SEASON	TEAM	GP-GS	MIN/AVG	Field Goals		3-Point		F-Throws		Rebounds									Scoring	
				FG-FGA	FG%	3FG-3FGA	3FG%	FT-FTA	FT%	OFF	DEF	TOT	AVG	PF-FO	A	TO	BLK	STL	PTS	AVG
2019-20	NMSU	28-0	232/8.3	21-36	.583	0-0	.000	7-11	.636	13	32	45	1.6	25-0	3	11	12	2	49	1.8
2020-21	NMSU	20-1	258/12.9	27-47	.574	1-1	1.000	7-14	.500	21	43	64	3.2	32-0	5	16	9	4	62	3.1
2021-22	NMSU	34-27	777/22.9	101-184	.549	4-18	.222	19-36	.528	56	113	169	5.0	66-0	33	31	25	12	225	6.6
2022-23	MSU	34-1	429/12.6	47-104	.452	3-21	.143	15-26	.577	31	81	112	3.3	33-0	13	26	17	11	112	3.3
2023-24	KState	5-4	93/18.7	19-26	.731	1-2	.500	3-6	.500	6	14	20	4.0	8-0	3	8	4	2	42	8.4
TOTAL FOR KState		5-4	93/18.7	19-26	.731	1-2	.500	3-6	.500	6	14	20	4.0	8-0	3	8	4	2	42	8.4
TOTAL		121-33	1790/14.8	215-397	.542	9-42	.214	51-93	.548	127	283	410	3.4	164-0	57	92	67	31	490	4.0

Single Game Highs

Statistic	Value	
Points	18	at UTEP 12/03/21
Rebounds	15	vs Indiana St. 11/21/21
Assists	5	vs Indiana St. 11/21/21
Steals	2	4 times
Blocks	3	vs New Mexico 11/30/21, at Seattle U 02/21/22, vs Tarleton St. 01/13/22
FG Made	9	at UTEP 12/03/21
FG Attempts	12	at UTEP 12/03/21, at Washington St. 12/15/21
3FG Made	1	9 times
3FG Attempts	2	8 times
FT Made	3	4 times
FT Attempts	5	vs Alabama 12/28/22



Kansas St. Men's Basketball
Individual Career Summaries
All games

Page 6/8
as of Nov 19, 2023

N'GUESSAN, David

				Field Goals		3-Point		F-Throws		Rebounds										Scoring	
SEASON	TEAM	GP-GS	MIN/AVG	FG-FGA	FG%	3FG-3FGA	3FG%	FT-FTA	FT%	OFF	DEF	TOT	AVG	PF-FO	A	TO	BLK	STL		PTS	AVG
2020-21	VT	21-0	202/9.6	21-36	.583	0-2	.000	13-31	.419	15	33	48	2.3	33-1	8	9	2	6		55	2.6
2021-22	VT	36-0	483/13.4	52-107	.486	4-15	.267	24-45	.533	32	66	98	2.7	56-0	24	17	22	10		132	3.7
2022-23	KState	29-18	566/19.5	77-109	.706	5-10	.500	28-60	.467	41	60	101	3.5	61-3	23	25	15	20		187	6.4
2023-24	KState	5-5	131/26.3	18-30	.600	0-5	.000	2-5	.400	16	23	39	7.8	11-0	2	8	1	1		38	7.6
TOTAL FOR KState		34-23	698/20.5	95-139	.683	5-15	.333	30-65	.462	57	83	140	4.1	72-3	25	33	16	21		225	6.6
TOTAL		91-23	1382/15.2	168-282	.596	9-32	.281	67-141	.475	104	182	286	3.1	161-4	57	59	40	37		412	4.5

Single Game Highs

Statistic	Value	
Points	23	vs Abilene Christian 12/06/22
Rebounds	11	vs South Dakota St. 11/13/23
Assists	3	vs Pittsburgh 02/07/22, vs Nebraska 12/17/22
Steals	3	vs Kentucky 03/19/23
Blocks	3	vs Saint Francis (PA) 11/18/21, vs Notre Dame 01/15/22
FG Made	9	vs Abilene Christian 12/06/22
FG Attempts	9	vs Abilene Christian 12/06/22
3FG Made	1	9 times
3FG Attempts	3	vs UTRGV 11/07/22
FT Made	6	at Kansas 01/31/23
FT Attempts	11	vs Abilene Christian 12/06/22



Kansas St. Men's Basketball
Individual Career Summaries
All games

Page 7/8
as of Nov 19, 2023

PERRY, Tylor

				Field Goals		3-Point		F-Throws		Rebounds										Scoring	
SEASON	TEAM	GP-GS	MIN/AVG	FG-FGA	FG%	3FG-3FGA	3FG%	FT-FTA	FT%	OFF	DEF	TOT	AVG	PF-FO	A	TO	BLK	STL		PTS	AVG
2021-22	UNT	31-1	924/29.8	122-289	.422	72-174	.414	104-124	.839	11	77	88	2.8	62-1	78	41	3	40		420	13.5
2022-23	UNT	36-36	1232/34.2	177-405	.437	112-271	.413	157-180	.872	18	104	122	3.4	65-1	74	61	2	48		623	17.3
2023-24	KState	5-5	182/36.5	24-60	.400	17-45	.378	31-32	.969	7	20	27	5.4	11-0	24	9	1	6		96	19.2
TOTAL FOR KState		5-5	182/36.5	24-60	.400	17-45	.378	31-32	.969	7	20	27	5.4	11-0	24	9	1	6		96	19.2
TOTAL		72-42	2338/32.5	323-754	.428	201-490	.410	292-336	.869	36	201	237	3.3	138-2	176	111	6	94		1139	15.8

Single Game Highs

Statistic	Value	
Points	35	vs San Jose St. 11/25/22
Rebounds	8	vs Miami (FL) 11/19/23
Assists	7	at Western Ky. 01/15/22, vs Paul Quinn 11/22/22
Steals	5	vs UAB 03/30/23
Blocks	1	6 times
FG Made	9	vs San Jose St. 11/25/22
FG Attempts	21	at Oklahoma St. 03/21/23
3FG Made	7	vs San Jose St. 11/25/22
3FG Attempts	14	vs UAB 02/09/23, at Oklahoma St. 03/21/23
FT Made	14	vs Middle Tenn. 03/02/23, vs Providence 11/17/23
FT Attempts	14	vs Middle Tenn. 03/02/23, vs Providence 11/17/23

RICH, Macaleab

				Field Goals		3-Point		F-Throws		Rebounds										Scoring	
SEASON	TEAM	GP-GS	MIN/AVG	FG-FGA	FG%	3FG-3FGA	3FG%	FT-FTA	FT%	OFF	DEF	TOT	AVG	PF-FO	A	TO	BLK	STL		PTS	AVG
2023-24	KState	3-0	43/14.2	5-10	.500	0-1	.000	1-3	.333	3	4	7	2.3	4-0	0	2	0	2		11	3.7
TOTAL		3-0	43/14.2	5-10	.500	0-1	.000	1-3	.333	3	4	7	2.3	4-0	0	2	0	2		11	3.7

Single Game Highs

Statistic	Value	
Points	8	vs South Dakota St. 11/13/23
Rebounds	4	vs Miami (FL) 11/19/23
Steals	1	vs South Dakota St. 11/13/23, vs Miami (FL) 11/19/23
FG Made	4	vs South Dakota St. 11/13/23
FG Attempts	6	vs South Dakota St. 11/13/23
3FG Attempts	1	vs South Dakota St. 11/13/23
FT Made	1	vs Miami (FL) 11/19/23
FT Attempts	3	vs Miami (FL) 11/19/23



Kansas St. Men's Basketball
Individual Career Summaries
All games

Page 8/8
as of Nov 19, 2023

TOMLIN, Nae'qwan

				Field Goals		3-Point		F-Throws		Rebounds									Scoring	
SEASON	TEAM	GP-GS	MIN/AVG	FG-FGA	FG%	3FG-3FGA	3FG%	FT-FTA	FT%	OFF	DEF	TOT	AVG	PF-FO	A	TO	BLK	STL	PTS	AVG
2022-23	KState	36-36	981/27.3	147-294	.500	19-69	.275	62-84	.738	80	131	211	5.9	106-4	42	46	35	43	375	10.4
TOTAL		36-36	981/27.3	147-294	.500	19-69	.275	62-84	.738	80	131	211	5.9	106-4	42	46	35	43	375	10.4

Single Game Highs

Statistic	Value	
Points	26	vs Radford 12/21/22
Rebounds	10	at TCU 01/14/23, vs Kansas 01/17/23, at Oklahoma 02/14/23
Assists	5	at TCU 01/14/23
Steals	4	vs West Virginia 12/31/22, vs Texas 02/04/23
Blocks	5	vs Rhode Island 11/21/22
FG Made	11	vs Radford 12/21/22
FG Attempts	18	vs Radford 12/21/22
3FG Made	2	4 times
3FG Attempts	5	vs Nebraska 12/17/22
FT Made	5	vs Kansas 01/17/23
FT Attempts	8	vs West Virginia 12/31/22