

### INSIDE THE SERIES

Overall.....	14-9	Most K-State Pts.....	55 (2012)
In Manhattan.....	8-2	Most Texas Tech Pts.....	66 (2009)
In Lubbock.....	6-7	3 Points or Less.....	2-0
Current Streak.....	Won 7	7 Points or Less.....	7-1
Longest Win Streak.....	7 (2016-22)	Biggest Win.....	45-13 (2014)

### K-STATE'S STATISTICAL LEADERS

RUSHING	PASSING	RECEIVING	RETURNS
 <b>#31 DJ Giddens</b> 82 CAR 488 YDS 4 TD	 <b>#18 Will Howard</b> 106 COMP 173 ATT 1,224 YDS 9 TD	 <b>#8 Phillip Brooks</b> 27 REC 276 YDS 2 TD	 <b>#8 Phillip Brooks</b> 6 KR 125 YDS 0 TD
TACKLES	TFLs	SACKS	INTs
 <b>#41 Austin Moore</b> 30 TKL	 <b>#41 Austin Moore</b> 7.5 TFL	 <b>#29 Khalid Duke</b> 4.0 SKS	 <b>Two Players</b> 1 INT

### WHERE TO FIND...

Media Information.....	2
Team Notes.....	3-4
Offensive Notes.....	4-5
Defensive Notes.....	5-6
Special Teams Notes.....	6
Coaching Staff/Roster Notes.....	7
Opponent Breakdown.....	8
Last Time vs. Texas Tech.....	9
Career Stats vs. Texas Tech.....	10
2023 Opponent Tracker.....	11
Head Coach Chris Klieman.....	12-13
Assistant Coaches/Gameday Locations.....	14
Roster/Pronunciations.....	15-16
How the Wildcats Were Built.....	17
Depth Chart.....	18
Depth Chart Notes.....	19-21
Select Player Bios.....	22-34
Team Statistics.....	35-36
Game-by-Game Offensive Statistics.....	37
Defensive Statistics.....	38
Game-by-Game Defensive Statistics.....	39
Game-by-Game Summaries/Starters/Turnovers.....	40
Scoring Drives/Drive Analysis.....	41
Third Downs/Red Zone.....	42
Long Plays.....	43
Superlatives.....	44
Game Recaps.....	45-49
Last Time.....	50-54
Records Watch.....	55



### KANSAS STATE WILDCATS

3-2 • 1-1 BIG 12

Ranking (AP/Coaches).....	nr/nr
Last Game.....	Oct. 6, 2023 Lost at Oklahoma State, 21-29
Coach.....	Chris Klieman
Career Record (Yr).....	105-35 (11th)
Record at K-State (Yr).....	33-22 (5th)
Record vs. Texas Tech.....	4-0



### TEXAS TECH RED RAIDERS

3-3 • 2-1 BIG 12

Ranking (AP/Coaches).....	nr/nr
Last Game.....	Oct. 7, 2023 Won at Baylor, 39-14
Coach.....	Joey McGuire
Career Record (Yr).....	10-8 (2nd)
Record at Texas Tech (Yr).....	Same
Record vs. K-State.....	0-1



**FS1**  
Alex Faust (Play-by-Play)  
Petros Papadakis (Analyst)



**K-State Sports Network**  
Wyatt Thompson (Play-by-Play)  
Stan Weber (Analyst)  
Matt Walters (Sidelines)



**SIRIUSXM**  
SiriusXM Channel 382

### THE TOP 5

**1** Kansas State heads back out on the road in Big 12 play for the second straight week and will look to bounce back from a 29-21 loss to Oklahoma State, as the Wildcats face Texas Tech on Saturday. The game will kick at 6 p.m. from inside Jones AT&T Stadium and be televised nationally on FS1 with Alex Faust (play-by-play) and Petros Papadakis (analyst) calling the action.

**2** The Cats currently rank 26th nationally and third in the Big 12 with 35.8 points per game while also checking in at No. 19 in rushing at 202.8 yards per game. Since **Collin Klein** took over as offensive coordinator for the 2021 Texas Bowl, K-State is averaging 33.7 points per game on offense. Last week's 21 points at Oklahoma State snapped a three-game Big 12 streak of scoring 40 or more points.

**3** Senior quarterback **Will Howard** threw for at least 250 yards in the first four games, the longest streak ever by a Wildcat. Running back **DJ Giddens** stole the show against UCF, rushing for 207 yards and four touchdowns en route to Doak Walker National Running Back of the Week and Big 12 Offensive Player of the Week honors. He produced the first 200-yard, four-touchdown rushing performance in school history.

**4** The K-State defense enters the week ranked in the top 20 nationally in tackles for loss (7th – 8.6 TFLs per game) rushing defense (14th – 93.4 yds/gm) and first down defense (17th – 87). Since the Cats switched to a 3-3-5 alignment to start the 2021 season, K-State has allowed just 21.3 points per game to rank 22nd in the nation and second in the Big 12 (Iowa State – 20.6).

**5** Senior linebacker **Austin Moore** leads the team with 30 tackles, including 7.5 tackles for loss to enter the week ranked 12th in the nation. Defensive end **Khalid Duke** – who has moved from linebacker back to his natural home at defensive end – has 4.0 sacks over the first five games to rank 21st in the nation, while **Jacob Parrish** ranks seventh in the country in passes defended with 1.5 per game.

### STATISTICAL SPOTLIGHTS

Rushing yards by **DJ Giddens** vs. UCF, the first Wildcat to rush for over 200 yards since Alex Barnes at Baylor in 2018.

207

Number of Big 12 wins for K-State since the league was formed, which ranks third behind Texas and Oklahoma.

134

Rushing yards per game given up by K-State this season, which ranks 14th nationally and is first in the Big 12.

93.4

Career winning % by **Chris Klieman**, which ranks fourth nationally among FBS coaches with at least 10 years experience.

75.0

Tackles for loss in the first five games this year, as K-State ranks seventh nationally in tackles for loss per game (8.6).




43

### PLAYER SPOTLIGHT



Safety **Marques Sigle** blocked a field goal last week at Oklahoma State, the first by a Wildcat since 2020. A transfer from North Dakota State, Sigle also had seven tackles in the contest.

### 2023 SCHEDULE & RESULTS

 <b>SEMO</b> Sept. 2 W, 45-0 Big 12 Now	 <b>rv/rv Troy</b> Sept. 9 W, 42-13 FS1	 <b>at nr/rv Missouri</b> Sept. 16 L, 27-30 SEC Network	 <b>nr/rv UCF*</b> Sept. 23 W, 44-31 FS1	 <b>at Oklahoma St.*</b> Oct. 6 L, 21-29 ESPN	 <b>at Texas Tech*</b> Oct. 14 6 p.m. FS1	 <b>TCU*</b> Oct. 21 6 p.m. ESPN2	 <b>Houston*</b> Oct. 28 TBA	 <b>at 9/11 Texas*</b> Nov. 4 TBA	 <b>Baylor*</b> Nov. 11 TBA	 <b>at 23/24 Kansas*</b> Nov. 18 TBA	 <b>Iowa State*</b> Nov. 25 TBA
---	--	--	---	--	--	--	---	---	---	--	---



## MEDIA SCHEDULE • TEXAS TECH

MONDAY	9	TUESDAY	10	WEDNESDAY	11	THURSDAY	12	FRIDAY	13	SATURDAY	14	SUNDAY	15
<b>No Media Availability</b>		<b>Press Conference</b> 12 p.m. – Lunch 12:30 p.m. – Chris Klieman 1 p.m. – Players  <b>Media Download</b> Video and audio files of Coach Klieman's press conference will be available for media download at approximately 2 p.m. Contact Ryan Lackey for access.		<b>No Media Availability</b>		<b>Coordinator Media Availability</b> 2 p.m. – Coordinators  <b>Media Download</b> Video and audio files of both coordinator media sessions will be available for media download at approximately 3:30 p.m. Contact Ryan Lackey for access.		<b>No Media Availability</b>  Travel to Lubbock, Texas		<b>Game 6</b> K-State at Texas Tech 6 p.m. FS1 Jones AT&T Stadium Lubbock, Texas  <b>Postgame</b> Coach Klieman and players in visiting media area		<b>No Media Availability</b>  K-State's game notes for the TCU game will be available on Monday, October 16 at 1 p.m.	

## K-STATE ATHLETICS COMMUNICATIONS



### RYAN LACKEY

#### Associate AD/Communications

Primary Contact/Assistants & Players Requests

Cell ..... 785-587-7865

Email ..... rlackey@kstatesports.com

Twitter ..... @rlackey84



### KENNY LANNOU

#### Executive Associate A.D./Communications

Coach Klieman Requests

Cell ..... 785-587-7867

Email ..... klannou@kstatesports.com

Twitter ..... @KennyLannou



### MANDI MCKINLEY

#### ADMINISTRATIVE ASST./COMMUNICATIONS

Credentials

Office ..... 785-532-6735

Email ..... mmckinley@kstatesports.com

## CREDENTIALS

Media outlets interested in covering Kansas State football on either a season or individual-game basis are requested to submit all applications for credentials through the K-State Athletics Communications football credential application website at [www.k-statesports.com/media](http://www.k-statesports.com/media). K-State is unable to process written requests for football credentials. Please be sure and review the department's credential policies on page 233 of the 2023 K-State Football Media Guide.

Due to inconsistent mail delivery service on tight deadlines, media passes may not be mailed in some instances. If this is the case, passes may be picked up at a location to be determined by the K-State Athletics Communications Office. Individuals picking up credentials will be required to furnish positive identification.

Admission to the press level is for working media only. Only those media with official K-State credentials will be admitted. Friends, spouses, children under the age of 16 and non-workers are not welcome in the press area.

Only two field access credentials will be allowed per media outlet for each game.

## WEEKLY MEDIA AVAILABILITY

**Tuesdays:** Head coach **Chris Klieman** hosts a weekly news conference in the Steel & Pipe Team Theatre of the Vanier Family Football Complex. Lunch will be served at noon followed by Klieman's press conference at 12:30 p.m. Requested players are available from 1 p.m., to 2 p.m. **Player requests must be submitted to Ryan Lackey by 12 p.m., on Mondays.**

**Thursdays:** Offensive coordinator **Collin Klein** and defensive coordinator **Joe Klanderman** will hold interviews for 10 minutes apiece beginning at 2 p.m. These will take place in the Steel & Pipe Team Theatre at the Vanier Family Football Complex.

## PRESS CONFERENCE VIDEO

Broadcast-quality video and audio files of press conferences on Tuesday and Thursday will be available for download in the afternoons on those respective days. Please contact Ryan Lackey for download instructions.

## POSTGAME INTERVIEWS

K-State's locker room is closed. Media will be asked to submit a list of player requests to Ryan Lackey at the start of the fourth quarter. During home games, Coach Klieman will address the media in the Steel & Pipe Team Theatre on the third floor of the Vanier Family Football Complex, followed by the requested players. To get to the theater, proceed to the concourse and walk toward the Vanier Family Football Complex. Enter the first set of double doors and take an immediate left into the theater. On the road, these interviews will take place either in the designated visiting interview area or outside the visiting locker room.



## COLLEGE PRESSBOX

collegepressbox is the official media website for Division I football. Access and download game notes, quotes, statistics, media guides, headshots, logos and more for all FBS schools, conferences, postseason games, awards and the College Football Playoff. For access, please register for an account at [collegepressbox.com/register](http://collegepressbox.com/register).

## BIG 12 NOW ON ESPN+

Big 12 Now on ESPN+ is accessible to subscribers through the latest version of the ESPN App, ESPN.com, iPhone, iPad, AppleTV (Generation 3 & 4), Android Handset, Roku, Chromecast, FireTV, Xbox, Playstation, Oculus Go and Samsung connected TVs (Tizen). ESPN+ is available for \$9.99 per month or \$99.99 per year or as part of the Disney Bundle starting at \$12.99 per month and can be canceled at any time.



## CHRIS KLIEMAN TV SHOW

Featuring the head coach of the Wildcats with the Voice of the Wildcats Wyatt Thompson, the Chris Klieman TV Show recaps the last game for the Wildcats and looks ahead to the coming week. The show will be available on Big 12 Now on ESPN+ in addition YURView Kansas on Monday following each game.

## CHRIS KLIEMAN RADIO SHOW

Featuring the head coach of the Wildcats with the Voice of the Wildcats Wyatt Thompson, the Chris Klieman Radio Show recaps the last game for the Wildcats and looks ahead to the coming week, while also taking calls in front of a live audience at Powercat Sports Grill in Manhattan. The show will be held every Wednesday during the season from 7-8 p.m., with the exception of the week of Thanksgiving (November 22). The show will be available on many of the K-State Sports Network affiliates.

## 2023 RADIO AFFILIATES

MARKET	CALL LETTERS	FREQUENCY
Beloit	KVSV	1190 AM/105.5 FM/102.9 FM
Chanute	KINZ	95.3 FM
Clay Center	KCLY	100.9 FM
Coffeyville	KGGF	690 AM
Colby/Goodland	KRDQ	100.3 FM
Concordia	KNCK	1390 AM/98.3 FM
Dodge City	KAHE	95.5 FM
Emporia	KVOE	101.7 FM
Great Bend	KZRS	107.9 FM
Hays/Ness City	KKDT	93.5 FM
Hiawatha	KNZA	103.9 FM
Hugoton	KHGN	106.7 FM
Hutchinson/Wichita	KHMY	93.1 FM
Junction City	KJCK	1420 AM/107.9 FM
Kansas City	KCSP	610 AM
Manhattan	KMAN	1350 AM/93.3 FM
Manhattan	KMKF	101.5 FM
Marysville	KNDY	1570 AM/94.1 FM/95.5 FM
Medicine Lodge	KQOZ	98.3 FM
Norton	KQNK	1530 AM/106.7 FM
Pittsburg	KSEK	107.9 FM
Phillipsburg	KKAN	1490 AM
Phillipsburg	KQMA	92.5 FM
Russell	KRSL	990 AM/98.1 FM
Salina	KSAL	1150 AM
Scott City	KSKL	94.5 FM
Seneca	KMZA	92.1 FM
Topeka	WIBW	580 AM/94.5 FM/104.9 FM
Wamego	KMAN	93.7 FM
Wichita	KFH	1240 AM/97.5 FM
Winfield	KWLS	107.9 FM



## RECENT RECAP

- In K-State's last home game, the Wildcats used a strong running attack from **DJ Giddens** to rush past UCF, 44-30, to open Big 12 play with a win and move to 3-1 on the year.
- Giddens' 207 yards and four touchdowns earned him Doak Walker National Running Back of the Week and Big 12 Offensive Player of the Week honors.
- K-State registered 536 yards of total offense against UCF, the second time this season the Wildcats eclipsed the 500-yard mark (588 yards vs. SEMO), and it marked the first time K-State had two 500-yard games in the same season since 2019.
- Following a bye week, the Wildcats suffered a 29-21 loss at Oklahoma State last Friday despite allowing just one offensive touchdown. The Cowboys had a pick-six and five field goals as K-State held OSU to just one touchdown on six red zone appearances.

## BIG 12 ROAD TESTS

- K-State had success in Big 12 road games last season as it went 4-1 away from home in league play en route to a Big 12 Championship.
- This week marks the second-straight road game and third overall for K-State as it seeks its first victory away from home this season.
- Last year K-State also had consecutive road games on two occasions as it won at Iowa State and lost at TCU in October before earning back-to-back wins at Baylor and West Virginia in November.
- Since the inception of the Big 12 in 1996, K-State has 55 league road wins to rank third in the conference behind Oklahoma (73) and Texas (64).

## LOOKING TO BOUNCE BACK

- The Wildcats have already bounced back from a road loss at Missouri earlier this year with a convincing win over UCF the next week. K-State will be looking to do the same thing after an eight-point loss last Friday at Oklahoma State.
- Last year, K-State followed each of its three regular-season losses with wins, including two road victories. After a setback at home to Tulane, K-State earned a 41-34 victory at Oklahoma, while it bounced back from a home loss to Texas with a 31-3 win at Baylor.

## AMONG THE NATION'S BEST

- K-State has a total of 216 victories since 1996, which ranks 23rd nationally and 16th among current Power 5 programs.
- Among current Big 12 teams, the Wildcats rank fifth behind Oklahoma (268), Texas (234), BYU (227) and TCU (227).
- Over the last 13 seasons, the Wildcats have won at least seven games 11 times.

## POSTSEASON PROMINENCE

- Kansas State has a strong history of being in the postseason, having advanced to a bowl game 23 times since 1993, including 11 times in the last 13 years.
- K-State's 23 bowl trips since 1993 are tied for fourth among current Big 12 teams.
- In an era when over 80 teams play in a bowl game each year, the Cats are one of just 19 Power 5 teams to play in a bowl game 11 times in the last 13 years.

## A WINNING TRADITION

- Kansas State has been one of the best Big 12 teams since the inception of the conference in 1996. The Wildcats are third with 134 conference victories, trailing only Oklahoma and Texas.
- The Wildcats are also third in the conference in winning percentage since non-divisional play began in 2011. They sit at 59.1% (65-45), trailing only Oklahoma (78.2%; 86-24) and Oklahoma State (64.5%; 71-39).
- During that stretch, the Wildcats are 36-19 (65.5%) at home in Big 12 play and 29-26 (52.7%) on the road.

### ALL-TIME BIG 12 VICTORIES

Rk.	School	Wins
1.	Oklahoma	172
2.	Texas	151
3.	<b>K-State</b>	<b>134</b>
4.	Oklahoma State	126
5.	Texas Tech	109
6.	Baylor	80
7.	Iowa State	77
8.	TCU*	57
9.	West Virginia*	47
10.	Kansas	46

\* Joined Big 12 prior to 2012 season

### BIG 12 WINNING % SINCE 2011

Rk.	School	Pct.
1.	Oklahoma	78.2%
2.	Oklahoma State	64.5%
3.	<b>K-State</b>	<b>59.1%</b>
4.	Baylor	55.9%
5.	TCU	55.9%
6.	Texas	55.5%
7.	West Virginia	49.0%
8.	Iowa State	39.6%
9.	Texas Tech	36.0%
10.	Kansas	10.0%

## TAKING DOWN TOP 10s

- K-State picked up three victories over AP top-10 teams in 2022, which culminated with a 31-28 overtime win over No. 3 TCU in the Big 12 Championship. It was the first time in school history the Cats took down multiple AP top-10 teams in one season.
- The Cats also defeated No. 6 Oklahoma, 41-34, in Norman, while they shut out No. 9 Oklahoma State, 48-0, at home.
- K-State was one of only two teams in the nation – along with Georgia – to post three wins over AP Top-10 teams.
- The Wildcats are now 6-3 in their last nine games against top-10 teams dating back to Nov. 18, 2017, a span that began with a 45-40 victory at No. 10 Oklahoma State. Prior to that, the Cats were just 1-15 in their previous 16 tries.
- Under head coach **Chris Klieman**, K-State has defeated five teams ranked in the top 10 by the Associated Press. No other current Big 12 team has more than three victories over AP Top 10 teams since 2019 (Baylor, Oklahoma, TCU all with three).

## BIG 12 CHAMPS

- Kansas State earned its third Big 12 title with a 31-28 overtime victory over No. 3 TCU in the 2022 Big 12 Championship.
- It was the second for the Cats in a conference championship game as they took down No. 1 Oklahoma, 35-7, in 2003.
- Kansas State earned its first conference title since finishing with an 8-1 record in 2012 as there was no conference championship game conducted that year.
- The Wildcats are in search of winning a Big 12 title in consecutive years for the first time in school history. They are looking to become the second Big 12 program ever to defend its conference title (Oklahoma – 7 times).

## WILDCATS WHEN...

Overall.....	3-2
Big 12.....	1-1
Non-conference record .....	1-1
Home .....	3-0
Away .....	0-2
Neutral.....	0-0
Current streak.....	Lost 1
Current home streak.....	Won 4
Current road streak.....	Lost 3
Last win .....	44-31 vs. UCF (9/23/23)
Last loss .....	29-21 at Oklahoma State (10/6/13)

Day game.....	1-0
Night game.....	2-2

### Game on:

Big 12 Now on ESPN+.....	1-0
ESPN.....	0-1
FS1 .....	2-0
SEC Network.....	0-1

September .....	3-1
October .....	0-1
November .....	0-0
December.....	0-0
vs. top-25 teams (AP).....	0-0
vs. non-ranked teams (AP) .....	3-2
On artificial surface.....	3-2
On natural grass .....	0-0

Scoring first.....	3-1
Opponent scores first .....	0-1
Leading after 1st quarter .....	2-0
Behind after 1st quarter.....	1-2
Tied after 1st quarter .....	0-0
Leading at halftime.....	3-0
Behind at halftime .....	0-2
Tied at halftime.....	0-0
Leading after 3rd quarter .....	3-1
Behind after 3rd quarter .....	0-1
Tied after 3rd quarter.....	0-0
Overtime.....	0-0

Scoring 20 points or less.....	0-0
Scoring 20+ points .....	3-2
Scoring 30+ points .....	3-0
Allowing 21 points or less .....	2-0
Allowing 10 points or less .....	1-0

With 100-yard rusher.....	2-0
Allow 100-yard rusher.....	0-1
With 300-yard passer .....	0-0
Allow 300-yard passer.....	0-1
Outgain opponent.....	3-0
Total offense + 400 yards.....	2-1
Allow + 400 yards total offense .....	1-2

No turnovers .....	0-0
Less than three turnovers .....	3-1
Three or more turnovers.....	0-1
No takeaways.....	0-2
Three or more takeaways .....	0-0
Fewer turnovers gained .....	0-2
Equal turnovers gained .....	0-0
More turnovers gained .....	3-0
Control time of possession .....	1-0
Opponent controls time of possession.....	2-2





## NATIONAL RANKINGS

### Associated Press Top 25 (Week 7)

1. Georgia (50) .....	6-0	1559
2. Michigan (11) .....	6-0	1489
3. Ohio State (1) .....	5-0	1408
4. Florida State (1) .....	5-0	1389
5. Oklahoma .....	6-0	1278
6. Penn State .....	5-0	1273
7. Washington .....	5-0	1239
8. Oregon .....	5-0	1150
9. Texas .....	5-1	1052
10. USC .....	6-0	999
11. Alabama .....	5-1	971
12. North Carolina .....	5-0	894
13. Ole Miss .....	5-1	748
14. Louisville .....	6-0	731
15. Oregon State .....	5-1	725
16. Utah .....	4-1	567
17. Duke .....	4-1	479
18. UCLA .....	4-1	438
T19. Washington State .....	4-1	412
T19. Tennessee .....	4-1	412
21. Notre Dame .....	5-2	374
22. LSU .....	4-2	321
23. Kansas .....	5-1	103
24. Kentucky .....	5-1	99
25. Miami .....	4-1	74

### OTHER BIG 12 RECEIVING VOTES:

West Virginia 26.

### USA TODAY Sports AFCA Coaches' Poll (Week 7)

1. Georgia (61) .....	6-0	1597
2. Michigan .....	6-0	1512
3. Ohio State (2) .....	5-0	1443
4. Florida State .....	5-0	1411
5. Penn State .....	5-0	1300
6. Washington (1) .....	5-0	1246
7. Oklahoma .....	6-0	1200
8. Oregon .....	5-0	1168
9. USC .....	6-0	1121
10. Alabama .....	5-1	1025
11. Texas .....	5-1	982
12. North Carolina .....	5-0	912
13. Ole Miss .....	5-1	764
14. Oregon State .....	5-1	713
15. Louisville .....	6-0	651
16. Utah .....	4-1	600
17. Tennessee .....	4-1	587
18. Duke .....	4-1	451
19. Washington State .....	4-1	370
20. LSU .....	4-2	355
21. Notre Dame .....	5-2	324
22. UCLA .....	4-1	276
23. Kentucky .....	5-1	159
24. Kansas .....	5-1	120
25. Missouri .....	5-1	78

### OTHER BIG 12 RECEIVING VOTES:

West Virginia 24, BYU 9.

### THE LAST TIME KANSAS STATE WAS...

Ranked in CFP Poll: 2022 Final (9th)

Ranked in AP Top 25: 9/10/2023 (15th)

Ranked in USA TODAY Sports Coaches Poll: 9/24/2023 (25th)

Not Ranked but RV in AP Poll: 10/1/2023

Not Ranked but RV in Coaches' Poll: 10/1/2023

## TOUGH SLATE AHEAD

• In addition to having a target on their backs after winning the Big 12 in 2022 and entering the season ranked in the top 20, the Wildcats are facing a difficult schedule in 2023.

• The 12 opponents K-State will face during the regular season combined for a 60.8% winning clip in 2022, which is the 10th-highest percentage in the nation.

• K-State is one of just four teams in the nation to play 11 games in 2023 against teams that made the postseason in 2022. Two of the other three programs that will face 11 post-season teams from last year reside in the Big 12 in Iowa State and Texas, in addition to Ole Miss.

## A WINNING HISTORY

• A proven winner with a championship history, **Chris Klieman** holds a 104-35 career record, as his 75.0% career winning percentage ranks fourth among current FBS coaches that have led programs for at least 10 seasons. He is also one of just 14 current Power 5 head coaches with at least 100 victories.

• Klieman, who is 33-22 since arriving at K-State, is 7-7 in his career against teams ranked in the Associated Press Top 25 with six of the victories coming at K-State.

### WINNING % BY ACTIVE FBS COACHES\*

Rk.	Coach	Current School	Pct.
1.	Nick Saban	Alabama	80.2%
2.	Dabo Swinney	Clemson	80.1%
3.	Curt Cignetti	James Madison	76.9%
4.	<b>Chris Klieman</b>	<b>K-State</b>	<b>75.0%</b>
5.	Lance Leipold	Kansas	73.6%

\* Minimum 10 years of head coaching experience

## CATS TOPS IN NON-OFFENSIVE TDs

• K-State is the nation's best in non-offensive touchdowns over the last 24 seasons as it has 129 since 1999, six more than the next closest team (Alabama – 123).

• Of the 129 non-offensive scores since 1999, 44 have been punt returns, 40 interception returns, 33 kickoff returns, 10 fumble returns and 2 missed/blocked field goal returns.

### NON-OFFENSIVE TDs SINCE 1999

Rk.	School	Non-Offensive TDs
1.	<b>K-State</b>	<b>129</b>
2.	Alabama	123
3.	Virginia Tech	117
4.	Utah	113
5.	Texas	111

Of the 129 non-offensive TDs since 1999, 44 have been punt returns, 40 interception returns, 33 kickoff returns, 10 fumble returns and 2 missed/blocked field goal returns.

## OFFENSIVE NOTES SCORING SURGE

• Kansas State has scored at least 40 points in five of its last seven regular-season contests dating back to last season. Included in that stretch is three-straight Big 12 regular-season games, the longest streak by the Wildcats since 2012 when they had 55 points against both West Virginia and Texas Tech, and 44 points against Oklahoma State.

• Since **Collin Klein** started calling plays during the 2021 Texas Bowl, K-State's offense has averaged 33.7 points per game.

• The Cats currently rank 26th nationally and third in the Big 12 with 35.8 points per game this season.

## TOTAL OFFENSE

• K-State has totaled at least 375 yards in 10 of 11 conference games dating back to last season – including the Big 12 Championship. The 10-game conference game streak, snapped last week after 372 yards, was the longest in school history.

• Overall, the 2023 opener saw the Wildcats total 588 yards, the fifth-most in school history, most ever in a season opener and the most since a school-record 658 yards in the 2005 North Texas game.

• K-State collected 408 yards at Missouri, 536 yards against UCF and enters this week's game ranked 15th nationally and fifth in the Big 12 by averaging 482.3 yards per game.

## TAKING CARE OF THE BALL

• A staple of K-State football over the past decade has been committing very few turnovers, as the Wildcats rank third in the nation among Power 5 teams in fewest turnovers since 2012 with 173.

• That figure leads returning Big 12 teams, as the Wildcats are 13 better than the next closest program (Oklahoma, 186).

• The Wildcats finished the 2022 season tied for eighth nationally and tops in the Big 12 in turnover margin (+0.86 / game) but head into this week's game ranked 105th in turnover margin (-0.60 per game).

### FEWEST TURNOVERS SINCE 2012\*

Rk.	School	Turnovers
1.	LSU	165
2.	Alabama	172
3.	<b>K-State</b>	<b>173</b>
4.	Oregon	177
5.	Ohio State	178

\* Among Power 5 Teams

## PUTTING IT WHERE ONLY OUR GUY CAN GET IT

• Since **Collin Klein** took over coaching the quarterbacks in 2017, K-State has only thrown 50 interceptions, equating to 0.63 per game.

• K-State's 50 total interceptions thrown the last six-plus seasons are the second lowest in the Big 12 (Oklahoma is first with 49) and tied for 16th in the nation.

## PRODUCING A CLEAN POCKET

• K-State has excelled in pass blocking since offensive line coach **Conor Riley** arrived in 2019, as the Cats have allowed fewer than 2.0 sacks per game each of the last four seasons. It is the Wildcats' first four-year stretch under 2.0 sacks allowed per game since 1997 to 2000.

• K-State is the only Big 12 program – including the four new programs in 2023 – to currently hold a streak of at least four years allowing less than 2.0 sacks per game each season, and the Wildcats are only one of 10 FBS programs to lay that claim.

## KEEPING IT 100

• Those that produced the clean pocket for the Wildcats last year all return as K-State brought back 100% of its 70 starts along the offensive line from a year ago.

• To open the 2023 campaign, the Wildcats brought back a nation-leading 116 starts from their starting unit from last season. K-State also ranked 12th nationally in total returning games played among all offensive linemen with 204.



## RED ZONE SUCCESS

- Kansas State has been one of the best teams in the Big 12 in terms of scoring in the red zone since 2019, as the Wildcats rank second in the league at 90.5%.
- One of only two league teams to eclipse the 90% mark over the last four seasons, K-State is 191-for-211 with 138 touchdowns in the red zone during that span.
- This year, the Cats are 22-of-25 in the red zone with 20 touchdowns, the latter of which is tied for second in the Big 12.

### BIG 12 RED ZONE SUCCESS SINCE 2019

Rk.	School	Red Zone %
1.	Oklahoma	91.3%
2.	K-State	90.5%
3.	Texas	88.9%
4.	Oklahoma State	87.4%
5.	Texas Tech	87.2%

## RANKING HIGHLY ON THE CHARTS

- Playing in 27 career games with 20 starts, quarterback **Will Howard** has started to enter career top-10 lists in K-State history.
- The Downingtown, Pennsylvania, native currently ranks seventh in school history in career passing yards per game (161.7), and passing touchdowns (33), eighth in completions (345) and touchdowns responsible for (49) and ninth in total offense (5,164).
- Howard is also on the precipice of entering the top 10 in career passing attempts (595 – needs 9 to tie for 10th) and passing yards (4,367 – needs 34 to tie for 10th).

## FOUR IN A ROW

- **Will Howard** opened the season with four-straight games of 250 or more passing yards, including a career-best 297 yards in the season opener against SEMO.
- It was the first time in school history a K-State quarterback had four-straight games with at least 250 passing yards during the course of a season.
- Doing so allowed Howard to produce the third 1,000-yard passing season of his career. He is one of just five players in school history with three 1,000-yard seasons, joining Lynn Dickey (1968-70), Carl Straw (1988-90), Josh Freeman (2006-08) and Skylar Thompson (2017-21).

## THE TRIFECTA

- K-State boasts two of only three players in the nation that have passed for a touchdown, rushed for a touchdown and caught a touchdown pass this season in **Will Howard** and running back **Treshaun Ward**. The other is Penn State's Trey Potts.
- Howard did all three in the season opener vs. SEMO, just the sixth Big 12 quarterback to accomplish the feat, while he was just the second to do all three in one quarter.

## HAVE A GAME, DJ

- Sophomore running back **DJ Giddens** had a historic performance against UCF, as he produced the first 200-yard, four-touchdown rushing performance in school history en route to Doak Walker National Running Back of the Week and Big 12 Offensive Player of the Week honors.
- His four rushing scores tied for third in a game in school history and were the most since Alex Barnes had four against Oklahoma State in 2018. It was also the first 200-yard rushing game by a Wildcat since Barnes went for 250 yards at Baylor in 2018.

## MULTI-FACETED BACK

- Not only did **DJ Giddens** rush for 207 yards against UCF, but he was also the team's leading receiver with eight receptions for 86 yards.
- Giddens' 293 yards from scrimmage were the second most in school history, while it was the most all-purpose yards by a Big 12 player this season.

### K-STATE SINGLE-GAME YARDS FROM SCRIMMAGE

Rk.	Player vs. Opponent, Date	Yards from Scrimmage
1.	Darren Sproles vs. Oklahoma, 12/6/2003	323
2.	Darren Sproles vs. Louisiana, 9/18/2004	298
3.	DJ Giddens vs. UCF, 9/23/2023	293

## CONTINUED SUCCESS

- Tight end **Ben Sinnott** burst onto the scene last season, and that has continued in 2023 as he ranks fifth nationally among tight ends with 57.2 receiving yards per game.
- Included in that total is a career-high 100-yard effort in the season opener against SEMO, the first K-State tight end with a 100-yard receiving game since Jeron Mastrud at Kansas in 2006 (103 yards).
- Sinnott enters this week's game with seven career receiving touchdowns to rank second in school history by a tight end (Henry Childs, 10, 1971-73). He also has 53 career catches to rank fifth, while his 748 receiving yards ranks sixth and is 55 yards shy of tying for fifth.

### RECEIVING YARDS PER GAME BY TIGHT ENDS

Rk.	Player, School	Rec. Yds/Gm
1.	Brock Bowers, Georgia	90.7
2.	Dallin Holker, Colorado State	82.4
3.	Cade Stover, Ohio State	76.5
4.	David Martin-Robinson, Temple	57.6
5.	Ben Sinnott, K-State	57.2

## SWISS ARMY KNIFE

- **Ben Sinnott's** skill set allows him to line up in many different spots. Thus far in 2023, the Waterloo, Iowa, product has lined up 210 times as an inline tight end, 76 times in the slot, 50 times in the backfield and 13 times as a true wide receiver.

## A VERSATILE LINEMAN

- Preseason All-American offensive lineman **Cooper Beebe** has shown off his versatility this year as he has taken snaps at left guard and both tackle positions.
- Starting each game at left guard in which he has taken 243 snaps, Beebe has also produced over his 106 snaps at right tackle and 17 snaps at left tackle.
- According to Pro Football Focus, Beebe has not allowed a sack in his last 992 pass blocking snaps, dating back to the 2020 Iowa State game. He has also only been flagged for a post-snap penalty four times in his career.

## DEFENSIVE NOTES

### A BIG TURNAROUND

- The K-State defense switched from a four-man front to a 3-3-5 alignment in 2021, and the change has paid off.
- In the 33 games since the defensive switch, the Cats are allowing just 21.3 points per game, which ranks second in the Big 12 and 22nd in the nation.
- The Wildcats surrendered just 21.0 points per game in 2021 and 21.9 points per game last year. It marked the first time K-State allowed less than 22.0 points per game in consecutive seasons since going 13-straight years from 1991 to 2003.

## WILDCATS IN THE NFL

With the NFL season in full swing, Kansas State currently has 17 players on NFL rosters. Of the 17, nine are on defense and eight are on offense. The longest-tenured former Wildcats are **Tyler Lockett** and **Cornelius Lucas** as both are entering their ninth season.



Six players from last year's roster are now on NFL teams, including first-round pick **Felix Anudike-Uzomah** (Kansas City) and second-round selection **Juju Brents** (Indianapolis).

Name	Team	Pos.	Exp.
Felix Anudike-Uzomah	Kansas City	DE	R
Ekow Boye-Doe^	Kansas City	CB	R
Juju Brents	Indianapolis	CB	R
Josh Hayes	Tampa Bay	DB	R
Timmy Horne^	Atlanta	DL	2
Malik Knowles*	Minnesota	WR	R
Tyler Lockett	Seattle	WR	9
Cornelius Lucas	Washington	T	9
Byron Pringle	Washington	WR	6
D.J. Reed	New York Jets	CB	6
Dalton Risner	Minnesota	OL	5
Duke Shelley	Los Angeles Rams	DB	5
Kiondre Thomas^	Green Bay	CB	1
Skylar Thompson	Miami	QB	2
Deuce Vaughn	Dallas	RB	R
Cody Whitehair	Chicago	OL	8
Russ Yeast	Los Angeles Rams	DB	2

^ – Practice Squad; \* – Injured Reserve

## NFL CATS - WEEK 6

### THURSDAY, OCTOBER 12

Denver  
at Kansas City – **Felix Anudike-Uzomah**, **Ekow Boye-Doe**  
7:15 p.m. (Prime Video)

### SUNDAY, OCTOBER 15

Washington – **Cornelius Lucas**, **Byron Pringle**

at Atlanta – **Timmy Horne**

12 p.m. (CBS)

Minnesota – **Malik Knowles**, **Dalton Risner**

at Chicago – **Cody Whitehair**

12 p.m. (FOX)

Seattle – **Tyler Lockett**

at Cincinnati

12 p.m. (FOX)

Indianapolis – **Juju Brents**

at Jacksonville

12 p.m. (CBS)

Carolina

at Miami – **Skylar Thompson**

12 p.m. (CBS)

Detroit

at Tampa Bay – **Josh Hayes**

3:25 p.m. (FOX)

Arizona

at Los Angeles Rams – **Duke Shelley**, **Russ Yeast**

3:25 p.m. (FOX)

Philadelphia

at New York Jets – **DJ Reed**

3:25 p.m. (FOX)

### MONDAY, OCTOBER 16

Dallas – **Deuce Vaughn**

at Los Angeles Chargers

7:15 p.m. (ABC/ESPN)



## ON THIS DATE...

# OCT 14

Record .....7-12  
 Streak .....Lost 1  
 Last Time.....L, 6-26 at TCU  
 2017 • Fort Worth, Texas

### ALL-TIME GAMES ON OCTOBER 14

Year	h/a	Opponent	Score	W/L
1899	a	Washburn	0-24	L
1901	h	College of Emporia	11-0	W
1905	h	Washburn	5-12	L
1911	a	Nebraska	0-59	L
1922	a	Washington (St. Louis)	22-14	W
1933	a	Missouri	33-0	W
1939	h	Colorado	20-0	W
1944	a	Michigan State	6-45	L
1950	h	Missouri	7-28	L
1961	a	Kentucky	8-21	L
1967	a	Iowa State	0-17	L
1972	h	Kansas	20-19	W
1978	a	#8 Nebraska	14-48	L
1989	a	Oklahoma State	13-17	L
1995	a	Oklahoma State	23-17	W
2000	h	#8 Oklahoma	31-41	L
2004	h	#21 Nebraska	3-21	L
2010	a	Kansas	59-7	W
2017	a	#6 TCU	6-26	L



ISAAC JACKSON

**K-State 20, Kansas 19**  
**October 14, 1972**  
**KSU Stadium**

In undoubtedly one of the more memorable games ever, Kansas State defeated Kansas, 20-19, in KSU – the Wildcats' first victory over Kansas at home since 1954.

There were key plays galore – Jim Cunningham stopping Kansas quarterback David Jaynes just inches shy of the goal line on a conversion attempt, a stiff, brisk 30-mile per hour wind that hampered the quarterbacks all afternoon and Roger Stucky's block of a Kansas extra point that proved to be the difference.

## LOCKDOWN DEFENSE

- K-State has held five teams without a touchdown since the beginning of the 2022 season, four of which came last year against South Dakota, Iowa State, Oklahoma State and Baylor.
- The last time K-State did not surrender a touchdown in four games overall in a season was 2002 (Western Kentucky, ULM, Kansas, Missouri), while the last time they did so in three Big 12 games was 2001 (Kansas, Iowa State, Missouri).

## UNDER AVERAGE

- K-State held all of its Big 12 opponents last season – and the first in 2023 – under its season averages until last week. OSU did manage a pick-six in that game which served as the 7.0 difference in the stat.
- The most dramatic difference in 2022 came against Oklahoma State, as the Wildcats shut out an offense that was averaging 44.7 points per game at the time. The Wildcats also held Baylor to just a field goal as the Bears averaged 38.3 points per game.
- Since head coach **Chris Klieman's** first year of 2019, the Wildcats have held 31 of their 39 Big 12 opponents under their season average at the time it faces the Wildcats.

### SCORING AVERAGE DIFFERENCE (2022-23 vs. BIG 12 OPPONENTS)

Team	PPG Entering Game	Points Scored	Difference
Oklahoma	42.3	34	-8.3
Texas Tech	36.8	28	-8.8
Iowa State	26.0	9	-17.0
TCU	45.8	38	-7.8
Oklahoma State	44.7	0	-44.7
Texas	36.4	34	-2.4
Baylor	38.3	3	-35.3
West Virginia	31.2	31	-0.2
Kansas	34.8	27	-7.8
TCU	41.3	28	-13.3
UCF	40.7	31	-9.7
Oklahoma State	22.0	29	+7.0

## LIVING IN THE BACKFIELD

- K-State has totaled 43 tackles for loss over the first five games to rank seventh in the nation and tops in the Big 12.
- It is the first time K-State has started a season with five-straight games of at least seven tackles for loss since doing so in every game during the 1997 season.
- K-State is also tied for 30th in the country and second in the Big 12 with 14 sacks.

## LATE DOWN STOPS

- A year after ranking 78th nationally and sixth in the Big 12 by allowing a 35.4% conversion rate on third down, K-State finished the 2022 season ranking 27th in the country and third in the conference with a 34.0% rate.
- The Cats allowed their opponents to convert on third down under 50% of the time in 11 of 14 games, including the Big 12 Championship when TCU was just 2-of-15 on third downs.
- K-State enters this week ranked 23rd nationally by allowing opponents to convert on just 32.4% of its third downs.

## BACK FOR MOORE

- K-State's leading tackler from a year ago is at it again as **Austin Moore** leads the team with 30 tackles.
- However, Moore has improved his production in tackles for loss as he has 7.5 this year to rank 12th in the nation.
- A former walk-on turned team captain, Moore has at least a half tackle for loss in eight of his last nine games dating back to last year, including a career-best 3.0 TFLs against SEMO.

## DUKE BACK HOME AT DE

- Moving back to his natural position of defense end has paid off for **Khalid Duke**, who ranks 21st in the nation and fourth in the Big 12 with 0.80 sacks per game (4.0 total).;
- A linebacker each of the last two seasons, Duke is back at defense end, a spot he played in 2019 and 2020.

## SPECIAL TEAMS NOTES SCORING IN THE THIRD PHASE

- One of the main reasons the Wildcats have been a successful program the last three decades is a knack for momentum-swinging plays in the return game.
- Since 2005 (18-plus seasons), the Wildcats have a combined 60 kickoff- and punt-return touchdowns, 21 more than second-place Alabama (39) and 26 more than the next closest Big 12 team (Oklahoma State – 34).
- Of the 60 total returns, a nation-leading 31 are on kickoff returns. The next closest teams are Houston and San Diego State with 20.
- With two punt-return touchdowns in 2022, K-State has now tallied a punt-return score in every season since 2014, as the nine-year stretch is the longest active streak in the nation.

### KICK/PUNT RETURN TDs SINCE 2005

Rk.	School	PR/KOR TDs
1.	K-State	60
2.	Alabama	39
3.	San Diego State	35
4.	Oklahoma State	34
5.	TCU	33

## MORE RECENTLY...

- Special teams have been an area of emphasis under head coach **Chris Klieman**, and the stats back it up.
- K-State is one of only two teams in the nation (Houston) with at least five kickoff-return touchdowns and five punt-return touchdowns since 2019.
- On the flipside, K-State is one of just 11 returning FBS teams to not allow a kickoff- or punt-return touchdown since 2019, while the Wildcats are the only Big 12 team to lay that claim.

## DEFENSE ON KICK RETURNS

- Kansas State has not allowed a kickoff return for a touchdown since the 2013 season, going the last 119 games and 392 returns without allowing opponents to find paydirt on a kickoff return.
- The streak is the longest among the returning Big 12 teams.
- Since K-State allowed its last kickoff-return touchdown, the Wildcats have scored 14 of their own.

## BROOKS IS BACK

- Taking advantage of a sixth year of eligibility, **Phillip Brooks** – one of the best punt returners in Big 12 history – is back.
- He is currently tied for sixth in Big 12 history with four career punt-return touchdowns, while he ranks in the top 10 in school history in punt-return touchdowns (second), yards (fifth; 709) attempts (tied for sixth; 51) and average (seventh; 13.9).
- Among active FBS players, the Lee's Summit, Missouri, product ranks first in non-offensive touchdowns and punt-return touchdowns, third in punt-return average and punt-return yards, fifth in combined kickoff- and punt-return yards (1,556) and 20th in all-purpose yards (3,474). Additionally, he ranks sixth in career games played (58).





## COACHING STAFF NOTES BY THE NUMBERS

- 1,338** – Combined Division I coaching wins
- 263** – Combined years of coaching experience
- 193** – Combined Division I all-conference players coached
- 140** – Combined postseason appearances
- 89** – Combined bowl game appearances
- 72** – Combined NFL Draft selections
- 61** – Combined conference championships
- 43** – Combined years of coordinator experience

## PRIOR RELATIONSHIPS

- Several K-State coaches had prior working relationships before to their time in Manhattan. A core of the group was at North Dakota State under head coach **Chris Klieman**, as he worked with offensive line coach **Conor Riley** from 2013 to 2018 and defensive coordinator **Joe Klanderma** from 2014 to 2018.
- Additionally, then-defensive coordinator Klieman and linebackers coach **Steve Stanard** and were on the NDSU staff in 2012 and 2013.
- Other connections include: assistant head coach/cornerbacks **Van Malone** and defensive ends coach **Buddy Wyatt** working together at Texas A&M in 2008 and 2009 as well as SMU from 2015 to 2017; Klieman and running backs coach **Brian Anderson** were at Western Illinois together from 1994 to 1996; Riley and **Matthew Middleton** coached together at Omaha in 2009 and 2010.

## ROSTER NOTES OWNING THE STATE

- K-State casts a wide net in addition to owning its state when it comes to roster composition as a total of 25 states are represented on the 2023 roster, and none more so than the state of Kansas as 51 players hail from the Sunflower State. It is the sixth-straight year the Wildcats have had at least 50 Kansans on the roster.
- The next highest totals come from Texas (12), Missouri (7), Colorado (6), Georgia (6) and Nebraska (6). K-State has signed at least one player from Georgia every year since 2014, and it has totaled 23 Peach State signees over that period.



## LOTS OF LETTERWINNERS

- For the fourth-straight season, Kansas State brings back 44 or more letterwinners as the 2023 squad sees 44 returning letterwinners come back for another year.
- Of the 44 returning letterwinners, 23 are on offense, 18 are on defense and three are specialists.
- The 44 returning letterwinners are tied for the seventh most by a K-State squad since 2003.

### MOST RETURNING LETTERWINNERS SINCE 2003

Rk.	Year	Letterwinners
1.	2021	56
2.	2020	48
3.	2022, 2009	47
5.	2015	46
6.	2007	45
7.	2023, 2017	44

## SUPER SENIORS

- Kansas State has nine players who are returning to use an extra year of eligibility and are seniors again in 2023 as the NCAA froze eligibility clocks during the 2020 season due to the COVID-19 pandemic.
- Those returning to the Wildcats for a second senior season are punter/holder **Jack Blumer**, wide receiver/punt returner **Phillip Brooks**, offensive linemen **Christian Duffie**, **Hayden Gillum** and **KT Leveston**, linebacker **Daniel Green**, wide receiver **Erik Pizarro**, long snapper **Randen Plattner** and wide receiver/special teams standout **Seth Porter**.

## NEW FACES IN NEW PLACES

- Kansas State welcomes in six Division I transfers with three apiece residing on each side of the ball. Five of the transfers have multiple years of eligibility remaining, while four of the six came from Power 5 schools.
- The incoming transfers for 2023 include defensive tackle **Jevon Banks** (Mississippi State), wide receiver **Keagan Johnson** (Iowa), quarterback **Jacob Knuth** (Minnesota), cornerback **Tyler Nelome** (SEMO), safety **Marques Sigle** (North Dakota State) and running back **Treshaun Ward** (Florida State).

## ACADEMIC NOTES THESE CATS ARE SMART

- Not only has Kansas State put in hard work on the field, but also in the classroom as the Wildcats have been one of the Big 12's best over the better part of a decade.
- Since 2014, K-State has accumulated a Big 12-leading 268 Academic All-Big 12 selections, which is 30 more than the next closest program (Oklahoma State).
- The Wildcats have produced at least 24 Academic All-Big 12 performers every year since 2014, including a school record 34 selections each of the last two years. Last year's total included a school-record 29 first-team performers.

### ACADEMIC ALL-BIG 12 HONORS SINCE 2014

Rk.	School	All-Big 12 Honors
1.	K-State	268
2.	Oklahoma State	238
3.	Iowa State	235
4.	Baylor	204
5.	Kansas	203

## ON A NATIONAL STAGE

- Kansas State has had five players named Campbell Trophy finalists since 2011, four of which went on to either be drafted or sign NFL free agent contracts.
- The first in the span was defensive back Tysyn Hartman in 2011, who went on to play for the Kansas City Chiefs. Tyler Lockett – currently of the Seattle Seahawks – was a finalist in 2014 before the Wildcats had offensive linemen in back-to-back years named finalists in Dalton Risner in 2018 and Adam Holtorf in 2019. The former was a second-round draft pick by the Denver Broncos.
- Last season, the Wildcats were represented on the Campbell Trophy finalist list by quarterback Adrian Martinez, who went on to sign a rookie free agent contract with the Detroit Lions.
- The Campbell Trophy, generally referred to as the "Academic Heisman," is awarded to the nation's top football scholar-athlete by the National Football Foundation.

## 2023 HONOR ROLL

### COOPER BEEBE • SENIOR • OFFENSIVE LINE

- Preseason All-American (Associated Press, Walter Camp, ESPN, *The Athletic*, Phil Steele, *Athlon*, 247Sports)
- Outland Trophy watch list
- Lombardi Award watch list
- Senior Bowl watch list
- Top 10 Big 12 Players for 2023 – No. 1 (On3)
- Top 50 Players for 2023 – No. 16 (Pro Football Focus)
- Top 100 Players for 2023 – No. 27 (ESPN, 247Sports)
- Preseason All-Big 12 (media)

### PHILLIP BROOKS • SENIOR • WIDE RECEIVER/RETURNER

- Paul Hornung Award Honor Roll (Troy)
- Paul Hornung Award watch list
- Preseason All-American [pr] (*Athlon*)
- Preseason All-Big 12 [kr/pr] (media)

### KHALID DUKE • SENIOR • DEFENSIVE END

- Senior Bowl watch list

### DJ GIDDENS • SOPHOMORE • RUNNING BACK

- Doak Walker Running Back of the Week (UCF)
- Big 12 Offensive Player of the Week (UCF)

### WILL HOWARD • SENIOR • QUARTERBACK

- Davey O'Brien Award's Great 8 List (Troy)
- Johnny Unitas Golden Arm Award Top 25
- Maxwell Award watch list
- Davey O'Brien Award watch list
- Wuerffel Trophy watch list
- Senior Bowl watch list
- Top 100 Players for 2023 – No. 55 (247Sports)
- Top 100 Players for 2023 – No. 87 (ESPN)

### KEAGAN JOHNSON • SOPHOMORE • WIDE RECEIVER

- College Football Comeback Player of the Year watch list
- Top 100 Transfers for 2023 – No. 67 (*The Athletic*)

### KT LEVESTON • SENIOR • OFFENSIVE LINE

- Outland Trophy watch list

### RANDEN PLATTNER • SENIOR • LONG SNAPPER

- Patrick Mannelly Long Snapper of the Year Award watch list
- Preseason All-American (Phil Steele)

### KOBE SAVAGE • SENIOR • SAFETY

- Chuck Bednarik Award watch list
- Bronko Nagurski Award watch list
- Jim Thorpe Award watch list
- Preseason All-Big 12 (media)

### USO SEUMALO • SENIOR • DEFENSIVE TACKLE

- Polynesian College Football Player of the Year Award watch list

### BEN SINNOTT • JUNIOR • TIGHT END

- John Mackey Award watch list
- Senior Bowl watch list
- Preseason All-Big 12 (media)

### TRESHAUN WARD • SENIOR • RUNNING BACK

- Doak Walker watch list
- Senior Bowl watch list
- Preseason Big 12 Newcomer of the Year (media)
- Top 100 Transfers for 2023 – No. 37 (*The Athletic*)



## OPPONENT BREAKDOWN



### JOEY McGUIRE

**Overall Record:** 10-8  
**Overall Season:** 2nd  
**Record at TTU:** Same  
**Season at TTU:** Same

## TEXAS TECH STATISTICAL LEADERS

RUSHING						
	Att	Net	Avg	TD	Lg	YPG
Tahj Brooks	114	688	6.0	4	38	114.7
Tyler Shough	48	149	3.1	2	58	37.3
Cam'Ron Valdez	17	147	8.6	1	54	36.8
PASSING						
	Cmp	Att	Int	Pct	Yds	TD
Behren Morton	54	98	2	55.1	571	8
RECEIVING						
	No	Yds	Avg	TD	Long	YPG
Myles Price	27	271	10.0	4	33	45.2
Jerand Bradley	22	252	11.5	3	34	42.0
Xavier White	16	187	11.7	0	34	31.2
DEFENSE						
	Solo	Ast	Total	TFL-Yds	Sacks-Yds	INT-Yds
Ben Roberts	24	21	45	4.5-27	0.5-2	1-5
Jesiah Pierre	25	18	43	0.5-5	0.5-5	0-0
Dadrión Taylor-Demerson	28	7	35	0.0-0	0.0-0	1-0

## 2023 SCHEDULE

Date	Opponent	Time (CT) (TV)/Result
Sept. 2	at Wyoming	L, 33-25 (2 OT)
Sept. 9	Oregon	L, 30-38
Sept. 16	Tarleton State	W, 41-3
Sept. 23	at West Virginia*	L, 13-20
Sept. 30	Houston*	W, 49-28
Oct. 7	at Baylor*	W, 39-14
Oct. 14	K-State*	6 p.m. (FS1)
Oct. 21	at BYU*	6 p.m. (FS1)
Nov. 2	TCU*	6 p.m. (FS1)
Nov. 11	at Kansas*	TBA
Nov. 18	UCF*	TBA
(H) Nov. 24	at Texas*	6:30 p.m. (ABC)

\* Big 12 Conference Game

## INSIDE THE SERIES

### 24<sup>TH</sup> MEETING

### K-STATE LEADS, 14-9

Record at Home.....	8-2
Record at Texas Tech.....	6-7
Games Decided by 3 Points or Less.....	2-0
Games Decided by 7 Points or Less.....	7-1
Longest Winning Streak.....	7 (2016-22)
Longest Losing Streak.....	5 (2001, 04-05, 08-09)
Current Streak.....	Won 7
Last 10 Games.....	9-1
Most K-State Points Scored.....	55 (2012)
Most Texas Tech Points Scored.....	66 (2009)
Biggest Win.....	45-13 (2014)
Biggest Loss.....	14-66 (2009)

## INSIDE THE SERIES

11/30/1933.....	L	0-6	A
11/9/1963.....	-/-	L 13-51	A
9/6/1986.....	L	7-41	A
8/31/1996.....	21/- W	21-14	H
11/1/1997.....	13/- W	13-2	A
10/21/2000.....	10/- W	28-23	H
10/13/2001.....	24/- L	19-38	A
10/30/2004.....	-/- L	25-35	H
10/15/2005.....	-/13 L	20-59	A
10/4/2008.....	-/7 L	28-58	H
10/10/2009.....	-/- L	14-66	A
10/15/2011.....	17/- W	41-34	A
10/27/2012.....	4/15 W	55-24	H
11/9/2013.....	-/25 W	49-26	A
10/4/2014.....	23/- W	45-13	H
11/14/2015.....	-/- L	44-59	A
10/8/2016.....	-/- W	44-38	H
11/4/2017.....	-/- W	42-35 (OT)	A
11/17/2018.....	-/- W	21-6	H
11/23/2019.....	-/- W	30-27	A
10/3/2020.....	-/- W	31-21	H
10/23/2021.....	-/- W	25-24	A
10/1/2022.....	25/- W	37-28	H

## 100-YARD RUSHING GAMES (9)

171	Adrian Martinez	10/1/2022
170	Deuce Vaughn	10/1/2022
157	John Hubert	11/9/2013
136	Alex Barnes	11/17/2018
128	Charles Jones	10/8/2016
113	Deuce Vaughn	10/3/2020
111	Josh Scobey	10/13/2001
110	Collin Klein [QB]	10/15/2011
105	Jake Waters [QB]	10/4/2014

## 300-YARD PASSING GAMES (1)

306	Skylar Thompson	10/23/2021
-----	-----------------	------------

## 100-YARD RECEIVING GAMES (5)

131	Kyle Klein	11/14/2015
128	Curry Sexton	10/4/2014
125	Tyler Lockett	10/4/2014
117	Dan Hughes	10/6/86
103	Dalton Schoen	11/4/2017

## SERIES NOTES

- K-State leads the all-time series, 14-9, which includes a current seven-game winning streak – the longest by either team in the series – and an 11-1 mark over the last 12 years.
- The Wildcats also hold a 14-6 advantage since the inception of the Big 12 in 1996. One of those games was the first-ever Big 12 game, as the Cats topped Tech, 21-14, on August 31, 1996.
- Last year in Manhattan, K-State rushed for 343 yards, including 171 yards by running back Deuce Vaughn and 170 yards by quarterback Adrian Martinez. The game was tied, 13-13, midway through the third quarter, but the Wildcats outscored the Red Raiders, 24-15, the rest of the way.
- Two years ago in Lubbock, Texas Tech took a 24-10 lead into the locker room at halftime, but the Wildcats scored 15 unanswered points in the second half, which included a safety by Felix Anu-dike-Uzomah and a touchdown pass from Skylar Thompson to Deuce Vaughn with 6:09 remaining in the game to earn the win.

## NCAA TEAM RANKINGS



CATEGORY	KS	TT
Rushing Offense	19	43
Passing Offense	48	81
Total Offense	25	63
Scoring Offense	26	34
Rushing Defense	14	48
Passing Defense	70	60
Total Defense	49	67
Scoring Defense	40	50
3rd Down Offense	13	54
3rd Down Defense	23	91
Red Zone Offense	43	58
Red Zone Defense	117	83
Net Punting	32	12
Punt Returns	64	4
Kickoff Returns	67	8
Turnover Margin	105	64
Time of Possession	57	120
Penalty Yards	35	64

FBS rankings out of 132





## 2022 RECAP

rv/rv	<b>TEXAS TECH</b>	<b>0</b>	<b>10</b>	<b>10</b>	<b>8</b>	<b>-</b>	<b>28</b>
25/rv	<b>K-STATE</b>	<b>13</b>	<b>0</b>	<b>7</b>	<b>17</b>	<b>-</b>	<b>37</b>

Oct. 1 | Bill Snyder Family Stadium | Manhattan, Kan. | 11:02 a.m. | Att: 50,782



ADRIAN MARTINEZ

### TEAM STATISTICS

	TTU	K-STATE
<b>FIRST DOWNS</b>	<b>26</b>	<b>15</b>
Rushing	8	9
Passing	16	6
Penalty	2	0
<b>NET YARDS RUSHING</b>	<b>114</b>	<b>343</b>
Rushing Attempts	34	39
Average Per Rush	3.4	8.8
Rushing Touchdowns	1	3
Yards Gained Rushing	144	376
Yards Lost Rushing	30	33
<b>NET YARDS PASSING</b>	<b>359</b>	<b>116</b>
Completions-Attempts-Int	34-48-2	12-19-0
Average Per Attempt	7.5	6.1
Average Per Completion	10.6	9.7
Passing Touchdowns	2	1
<b>TOTAL OFFENSE YARDS</b>	<b>473</b>	<b>459</b>
Total Offense Plays	82	58
Average Gain Per Play	5.8	7.9
<b>Fumbles: Number-Lost</b>	<b>2-2</b>	<b>2-1</b>
<b>Penalties: Number-Yards</b>	<b>5-40</b>	<b>5-47</b>
<b>PUNTS-YARDS</b>	<b>3-136</b>	<b>5-184</b>
Average Yards Per Punt	45.3	36.8
Net Yards Per Punt	35.7	36.8
Inside 20	1	2
50+ Yards	1	0
Touchbacks	1	0
Fair Catch	1	4
<b>KICKOFFS-YARDS</b>	<b>4-255</b>	<b>8-508</b>
Average Yards Per Kickoff	63.8	63.5
Net Yards Per Kickoff	38.0	37.9
Touchbacks	2	5
Fair Catch Yards	0	0
<b>Punt Returns: Number-Yards-TD</b>	<b>0-0-0</b>	<b>1-9-0</b>
Average Per Return	0.0	9.0
<b>Kickoff Returns: Number-Yds-TD</b>	<b>2-47-0</b>	<b>1-20-0</b>
Average Per Return	23.5	20.0
<b>Interceptions: Number-Yds-TD</b>	<b>0-0-0</b>	<b>2-0-0</b>
<b>Fumble Returns: Number-Yds-TD</b>	<b>0-0-0</b>	<b>0-0-0</b>
<b>Possession Time</b>	<b>32:23</b>	<b>27:37</b>
1st Quarter	5:00	10:00
2nd Quarter	9:59	5:01
3rd Quarter	10:53	4:07
4th Quarter	6:31	8:29
<b>Third-Down Conversions</b>	<b>5 of 14</b>	<b>4 of 13</b>
<b>Fourth-Down Conversions</b>	<b>1 of 3</b>	<b>0 of 0</b>
<b>Red-Zone Scores-Chances</b>	<b>3-7</b>	<b>6-6</b>
Touchdowns	3-4	3-6
Field Goals	0-4	3-6
<b>Sacks By: Number-Yards</b>	<b>3-23</b>	<b>6-27</b>
<b>PAT Kicks</b>	<b>2-2</b>	<b>4-4</b>
<b>Field Goals</b>	<b>2-3</b>	<b>3-3</b>

### Game Notes

• Kansas State improved to 2-0 in Big 12 play for the second time in head coach Chris Klieman's four seasons in Manhattan and the eighth time since the Big 12 began in 1996... In each of the previous seven seasons the Wildcats won their first two Big 12 games, they finished with less than six Big 12 win just one time.

• Adrian Martinez rushed for a career-high 171 yards and three touchdowns... He tied for fifth in school history in rushing yardage by a quarterback in a game... Coupled with his 148 rushing yards at Oklahoma, it was the first time a K-State quarterback had consecutive 100-yard rushing games since Jesse Ertz in 2016 (106 vs. Iowa State; 153 vs. Oklahoma State), while it is the first time in Martinez's career he had back-to-back 100-yard rushing games.

• Martinez and Deuce Vaughn teamed for another 100-yard rushing game... It is the first time in school history K-State had two rushes with 100-yard games in back-to-back contests.

• Felix Anudike-Uzomah and Khalid Duke each finished the game with 3.0 sacks... It was the first time in school history the Wildcats had two players with 3.0 sacks in the same game... Each player tied for the fourth most sacks in a game in school history... It is the first time two K-State players had at least two sacks in the same game since Wyatt Hubert and Reggie Walker each carded 2.0 sacks against Texas Tech in 2018... Anudike-Uzomah now has 17.5 sacks in his career, just one shy of entering the school's career top-10 list.

## FOURTH QUARTER SURGE PUSHES CATS OVER TECH

**MANHATTAN, Kan.** — Adrian Martinez earlier in the week said that No. 25 Kansas State had to prove its national ranking. The Wildcats did so emphatically while the star quarterback and running back Deuce Vaughn continue to prove themselves as one of the top tandems in the Big 12 Conference.

Martinez rushed for a career-high 171 yards and three touchdowns, and Vaughn added a career-high 170 rushing yards, as the Wildcats scored 17 unanswered points to outlast Texas Tech, 37-28.

Martinez started things off early. He rushed 57 yards on the first play from scrimmage and then rushed 18 more into the end zone just 40 seconds into the contest.

Although K-State continued its roll while defeating Texas Tech for the 11th time in 12 meetings, it didn't come without a few bumps — and a lively halftime speech from Klieman, who was displeased that his team led just 13-10 at halftime after numerous opportunities to widen the margin.

Martinez completed 12 of 19 passes for 116 yards and one touchdown — an 18-yard scoring toss to Phillip Brooks that made it 20-13. When Texas Tech quarterback Donovan Smith answered by firing a 12-yard touchdown pass to Xavier White to cap a 7-play, 75-yard drive and tie the score at 20-20, Martinez ripped off a 69-yard run into the end zone early in the fourth quarter.

Chris Tennant, who was 3 for 3 on field goals, booted a 32-yarder to give the Wildcats a 30-20 lead with 9 minutes, 7 seconds left in the game.

Martinez put it away with a 12-yard touchdown run with just under 6 minutes to go, which extended the lead to 37-20.

K-State did a magnificent job of bouncing back after essentially going nearly one quarter of playing time without a touchdown.

Texas Tech outgained K-State 473-459 and ran 82 offensive plays after twice posting 100-plus plays earlier this season. The Wildcats held the high-octane Red Raiders to 5.8 yards per play. Smith completed 34 of 48 passes for 359 yards and two touchdowns — completing passes to 13 different players. But he also suffered two interceptions and was sacked six times — three by Khalid Duke and three by Felix Anudike-Uzomah, the Big 12 Preseason Defensive Player of the Year.

When Texas Tech knotted the score a 20-20 late in the third quarter, the Wildcats' defense, which appeared gassed at times, knew it needed to respond. And after Martinez's long run put K-State ahead by a touchdown, the defense buckled down. Texas Tech failed to convert on fourth-and-5 at its own 40-yard line — a critical play as cornerback Ekow Boye-Doe broke up a pass intended for J.J. Sparkman across the middle to give the Wildcats possession.

Shortly after, Tennant's 32-yard field goal lifted the Wildcats to a two-score advantage.

For a second straight week, the K-State offense played lights out, averaging 7.9 yards per play behind Martinez and Vaughn, who became the first duo in school history to reach 100 rushing yards in consecutive games.

Vaughn increased his career rushing total to 2,684 yards, moving to No. 5 on the school's all-time list.

## SCORING SUMMARY

Team	Qtr/Time	Scoring Play	Conversion	Plays-Yds-TOP	Score
KS	1st/14:20	Martinez 18 yd run	Tennant kick	2-75-0:40	0-7
KS	1st/4:57	Tennant 29 yd field goal		14-72-6:19	0-10
KS	1st/0:24	Tennant 26 yd field goal		6-25-3:01	0-13
TT	2nd/1:24	Martinez 6 yd pass from Smith	Wolff kick	9-86-4:38	7-13
TT	2nd/0:00	Wolff 51 yd field goal		4-37-0:21	10-13
TT	3rd/7:14	Wolff 39 yd field goal		8-46-2:42	13-13
KS	3rd/6:04	Brooks 18 yd pass from Martinez	Tennant kick	2-77-1:03	13-20
TT	3rd/3:08	White 12 yd pass from Smith	Wolff kick	7-75-2:56	20-20
KS	4th/13:34	Martinez 69 yd run	Tennant kick	3-76-1:16	20-27
KS	4th/9:07	Tennant 32 yd field goal		6-26-2:36	20-30
KS	4th/5:54	Martinez 12 yd run	Tennant kick	4-27-2:33	20-37
TT	4th/2:23	Smith 3 yd run	Tharp pass from Smith	13-75-3:31	28-37

## STATISTICAL LEADERS

### ► Texas Tech

Rushing	Att	Yds	TD	Lg	Avg
Thompson	6	55	0	23	9.2
Brooks	10	39	0	7	3.9
Smith	18	20	1	11	1.1

Passing	C-A-I	Yds	TD	Lg	Sack
Smith	34-48-2	359	2	58	6

Receiving	Rec	Yds	TD	Lg
White	9	120	1	26
Price	6	44	0	16
Brooks	4	5	0	3
Cleveland	3	98	0	58
Fouonji	3	24	0	10
Sparkman	3	23	0	9

### ► Kansas State

Rushing	Att	Yds	TD	Lg	Avg
Martinez	12	171	3	69	14.2
Vaughn	23	170	0	69	7.4
Brooks	1	6	0	6	6.0

Passing	C-A-I	Yds	TD	Lg	Sack
Martinez	12-19-0	116	1	20	3

Receiving	Rec	Yds	TD	Lg
Brooks	5	36	1	18
Warner	3	47	0	20
Knowles	1	13	0	13
Vaughn	1	11	0	11
Sinnott	1	6	0	6
Wheeler	1	3	0	3



## CAREER STATISTICS vs TEXAS TECH

### JACK BLUMER – PUNTING

Year	G	No.	Yds	Avg.	Long	In 20
2020	1	2	80	40.0	43	0
<b>TOTAL</b>	<b>3</b>	<b>2</b>	<b>80</b>	<b>40.0</b>	<b>43</b>	<b>0</b>

**HIGHS** - Punts: 2 (2020); **Average**: 40.0 (2020); **Long**: 43 (2020).

### PHILLIP BROOKS – RECEIVING

Year	G/S	Rec	Yds	Avg.	TD	Long
2019	1/0	2	20	10.0	1	14
2020	1/1	2	16	8.0	0	9
2021	1/1	5	47	9.4	0	15
2022	1/1	5	36	7.2	1	18
<b>TOTAL</b>	<b>5/3</b>	<b>9</b>	<b>83</b>	<b>9.2</b>	<b>1</b>	<b>15</b>

**CAREER-HIGHS** – Catches: 5 (twice); Yards: 47 (2021); TD: 1 (twice); Long Catch: 18 (2022).

### PHILLIP BROOKS – RUSHING

Year	G/S	Rush	Yds	Avg.	TD	Long
2022	1/1	1	6	6.0	0	6
<b>TOTAL</b>	<b>5/3</b>	<b>1</b>	<b>6</b>	<b>6.0</b>	<b>0</b>	<b>6</b>

**CAREER-HIGHS** – Rushes: 1 (2022); Yards: 6 (2022); Long Rush: 6 (2022).

### PHILLIP BROOKS – KICKOFF RETURNS

Year	G	Ret	Yds	Avg.	TD	Long
2018	1	2	44	22.0	0	33
2019	1	1	26	26.0	0	26
<b>TOTAL</b>	<b>5</b>	<b>3</b>	<b>70</b>	<b>23.3</b>	<b>0</b>	<b>33</b>

**CAREER-HIGHS** – Returns: 2 (2018); Yards: 44 (2018); Long Return: 33 (2018).

### PHILLIP BROOKS – PUNT RETURNS

Year	G	Ret	Yds	Avg.	TD	Long
2018	1	1	6	6.0	0	6
2022	1	1	9	9.0	0	9
<b>TOTAL</b>	<b>5</b>	<b>1</b>	<b>6</b>	<b>6.0</b>	<b>0</b>	<b>6</b>

**CAREER-HIGHS** – Returns: 1 (twice); Yards: 9 (2022); Long Return: 9 (2022).

### KHALID DUKE – DEFENSE

Year	G/S	UA-AT-TT	TFL-Yds	Sack	INT	PD	F/R
2019	1/0	0-1-1	0.0-0	0.0-0	0	0	0/0
2020	1/1	4-0-4	0.0-0	0.0-0	0	0	0/0
2022	1/1	5-3-8	3.0-20	3.0-20	0	0	0/0
<b>TOTAL</b>	<b>3/2</b>	<b>9-4-13</b>	<b>3.0-20</b>	<b>3.0-20</b>	<b>0</b>	<b>0</b>	<b>0/0</b>

**CAREER HIGHS** – Tackles: 8 (2022); Solos: 5 (2022); TFL: 3.0 (2022); Sacks: 3.0 (2022).

### DANIEL GREEN – DEFENSE

Year	G/S	UA-AT-TT	TFL-Yds	Sack	INT	PD	F/R
2019	1/0	1-2-3	0.0-0	0.0-0	0	0	0/0
2020	1/0	1-0-1	0.0-0	0.0-0	0	0	0/0
2021	1/1	3-3-6	0.0-0	0.0-0	0	0	0/0
2022	1/1	5-0-5	0.0-0	0.0-0	0	1	0/0
<b>TOTAL</b>	<b>4/2</b>	<b>10-5-15</b>	<b>0.0-0</b>	<b>0.0-0</b>	<b>0</b>	<b>1</b>	<b>0/0</b>

**CAREER HIGHS** – Tackles: 6 (2021); Solos: 5 (2022); PD: 1 (2022).

### WILL HOWARD – PASSING

Year	G/S	Cpl	Att	Int	Pct.	Yds.	TD	Lg	Effic.
2020	1/0	7	12	0	58.3	173	1	70	206.9
<b>TOTAL</b>	<b>1/0</b>	<b>7</b>	<b>12</b>	<b>0</b>	<b>58.3</b>	<b>173</b>	<b>1</b>	<b>70</b>	<b>206.9</b>

**CAREER-HIGHS** – Comp: 7 (2020); Att: 12 (2020); Yards: 173 (2020); TD: 1 (2020); Long Pass: 70 (2020).

### WILL HOWARD – RUSHING

Year	G/S	Rush	Yds	Avg.	TD	Long
2020	1/0	5	8	1.6	0	3
<b>TOTAL</b>	<b>1/0</b>	<b>5</b>	<b>8</b>	<b>1.6</b>	<b>0</b>	<b>3</b>

**CAREER-HIGHS** – Rushes: 5 (2020); Yards: 8 (2020); Long Rush: 3 (2020).

### MATTHEW MASCHMEIER – DEFENSE

Year	G/S	UA-AT-TT	TFL-Yds	Sack	INT	PD	F/R
2022	1/0	1-0-1	0.0-0	0.0-0	0	0	0/0
<b>TOTAL</b>	<b>1/0</b>	<b>1-0-1</b>	<b>0.0-0</b>	<b>0.0-0</b>	<b>0</b>	<b>0</b>	<b>0/0</b>

**CAREER HIGHS** – Tackles: 1 (2022); Solos: 1 (2022).

### NATE MATLACK – DEFENSE

Year	G/S	UA-AT-TT	TFL-Yds	Sack	INT	PD	F/R
2021	1/0	2-1-3	1.0-6	1.0-6	0	0	0/0
2022	1/0	0-0-0	0.0-0	0.0-0	0	0	0/1
<b>TOTAL</b>	<b>2/0</b>	<b>2-1-3</b>	<b>1.0-6</b>	<b>1.0-6</b>	<b>0</b>	<b>0</b>	<b>0/1</b>

**CAREER HIGHS** – Tackles: 3 (2021); Solos: 2 (2021); TFL: 1.0 (2021); Sacks: 1.0 (2021); FR: 1 (2022).

### AUSTIN MOORE – DEFENSE

Year	G/S	UA-AT-TT	TFL-Yds	Sack	INT	PD	F/R
2021	1/0	1-0-1	0.0-0	0.0-0	0	0	0/0
2022	1/1	6-1-7	1.0-1	0.0-0	1	2	0/0
<b>TOTAL</b>	<b>3/1</b>	<b>7-1-8</b>	<b>1.0-1</b>	<b>0.0-0</b>	<b>1</b>	<b>2</b>	<b>0/0</b>

**CAREER HIGHS** – Tackles: 7 (2022); Solos: 6 (2022); TFL: 1.0 (2022); INT: 1 (2022); PD: 2 (2022).

### BRENDAN MOTT – DEFENSE

Year	G/S	UA-AT-TT	TFL-Yds	Sack	INT	PD	F/R
2022	1/1	2-0-2	0.0-0	0.0-0	0	0	0/0
<b>TOTAL</b>	<b>1/1</b>	<b>2-0-2</b>	<b>0.0-0</b>	<b>0.0-0</b>	<b>0</b>	<b>0</b>	<b>0/0</b>

**CAREER HIGHS** – Tackles: 2 (2022); Solos: 2 (2022).

### SETH PORTER – PUNT RETURNS

Year	G	Ret	Yds	Avg.	TD	Long
2020	1	1*	18	18.0	0	0
<b>TOTAL</b>	<b>4</b>	<b>1</b>	<b>18</b>	<b>18.0</b>	<b>0</b>	<b>0</b>

**CAREER-HIGHS** – Returns: 1 (2020); Yards: 18 (2021); \* Blocked Punt

### DESMOND PURNELL – DEFENSE

Year	G/S	UA-AT-TT	TFL-Yds	Sack	INT	PD	F/R
2022	1/0	1-1-2	0.0-0	0.0-0	0	0	0/0
<b>TOTAL</b>	<b>1/0</b>	<b>1-1-2</b>	<b>0.0-0</b>	<b>0.0-0</b>	<b>0</b>	<b>0</b>	<b>0/0</b>

**CAREER HIGHS** – Tackles: 2 (2022); Solos: 1 (2022).

### JACOB PARRISH – DEFENSE

Year	G/S	UA-AT-TT	TFL-Yds	Sack	INT	PD	F/R
2022	1/0	1-0-1	0.0-0	0.0-0	0	0	0/0
<b>TOTAL</b>	<b>1/0</b>	<b>1-0-1</b>	<b>0.0-0</b>	<b>0.0-0</b>	<b>0</b>	<b>0</b>	<b>0/0</b>

**CAREER HIGHS** – Tackles: 1 (2022); Solos: 1 (2022).

### KOBE SAVAGE – DEFENSE

Year	G/S	UA-AT-TT	TFL-Yds	Sack	INT	PD	F/R
2022	1/1	8-1-9	1.0-2	0.0-0	0	0	1/0
<b>TOTAL</b>	<b>1/1</b>	<b>8-1-9</b>	<b>1.0-2</b>	<b>0.0-0</b>	<b>0</b>	<b>0</b>	<b>1/0</b>

**CAREER HIGHS** – Tackles: 9 (2022); Solos: 8 (2022); TFL: 1.0 (2022); FF: 1 (2022).

### BEN SINNOTT – RECEIVING

Year	G/S	Rec	Yds	Avg.	TD	Long
2022	1/1	1	6	6.0	0	6
<b>TOTAL</b>	<b>2/1</b>	<b>1</b>	<b>6</b>	<b>6.0</b>	<b>0</b>	<b>6</b>

**CAREER-HIGHS** – Catches: 1 (2022); Yards: 6 (2022); Long Catch: 6 (2022).

### CHRIS TENNANT – FIELD GOALS

Year	FGM-A	Pct.	1-19	20-29	30-39	40-49	50+
2022	3-3	1.000	0-0	2-2	1-1	0-0	0-0
<b>TOTAL</b>	<b>3-3</b>	<b>1.000</b>	<b>0-0</b>	<b>2-2</b>	<b>1-1</b>	<b>0-0</b>	<b>0-0</b>

**CAREER HIGHS** – FG: 3 (2022); Long FG: 32 (2022); Extra Points: 4 (2022).



## BIG 12 STANDINGS

	Overall	Big 12
Oklahoma .....	6-0	3-0
West Virginia .....	4-1	2-0
Texas .....	5-1	2-1
Kansas .....	5-1	2-1
Iowa State .....	3-3	2-1
Texas Tech .....	3-3	2-1
<b>Kansas State .....</b>	<b>3-2</b>	<b>1-1</b>
BYU .....	4-1	1-1
Oklahoma State .....	3-2	1-1
TCU .....	3-3	1-2
Baylor .....	2-4	1-2
UCF .....	3-3	0-3
Cincinnati .....	2-3	0-2
Houston .....	2-3	0-1

## THIS WEEK IN THE BIG 12

### FRIDAY, OCTOBER 12

West Virginia at Houston, 6 p.m. (FS1)

### SATURDAY, OCTOBER 7

Iowa State at Cincinnati, 11 a.m. (FS1)

BYU at TCU, 2:30 p.m. (ESPN)

Kansas at Oklahoma State, 2:30 p.m. (FS1)

**K-State at Texas Tech, 6 p.m. (FS1)**

## LAST WEEK IN THE BIG 12

### FRIDAY, OCTOBER 6

**Oklahoma State 29, K-State 21**

### SATURDAY, OCTOBER 7

Oklahoma 34, Texas 30

Cotton Bowl; Dallas, Texas

Kansas 51, UCF 22

Iowa State 27, TCU 14

Texas Tech 39, Baylor 14

## NEXT WEEK IN THE BIG 12

### SATURDAY, OCTOBER 21

UCF at Oklahoma, 11 a.m. (ABC)

Baylor at Cincinnati, 11 a.m. (Big 12 Now on ESPN+)

Oklahoma State at West Virginia, 2:30 p.m. (ESPN)

Texas at Houston, 3 p.m. (FOX)

**TCU at K-State, 6 p.m. (ESPN2)**

Texas Tech at BYU, 6 p.m. (FS1)

## THE NEW

New in 2023				
	BYU	UCF	Cincinnati	Houston
New in 2024				
	Arizona	Arizona St.	Colorado	Utah



## SEMO

1-4, 1-1 OVC

Date	Opponent	Time (TV)/Result
Sept. 2	at K-State	L, 0-45
Sept. 9	Lindenwood*	W, 45-7
Sept. 16	Southern Illinois	L, 25-26
Sept. 23	at Eastern Kentucky	L, 38-41
Oct. 7	at Central Arkansas	L, 33-38
Oct. 14	Eastern Illinois*	2 p.m. (ESPN+)
Oct. 21	at Tennessee Tech*	1:30 p.m. (ESPN+)
Oct. 28	at Nicholls	2 p.m.
Nov. 4	Robert Morris*	1 p.m. (ESPN+)
Nov. 11	at UT Martin*	2 p.m. (ESPN+)
Nov. 18	at Bryant*	12 p.m.

\* Ohio Valley/Big South Conference Game



## TROY

4-2, 2-1 Sun Belt

Date	Opponent	Time (TV)/Result
Sept. 2	Stephen F. Austin	W, 48-30
Sept. 9	at K-State	L, 13-42
Sept. 16	James Madison*	L, 14-16
Sept. 23	Western Kentucky	W, 27-24
Sept. 30	at Georgia State*	W, 28-7
Oct. 7	Arkansas State*	W, 37-3
Oct. 14	at Army	3:30 p.m. (CBSSN)
Oct. 28	at Texas State*	2 p.m.
(TH) Nov. 2	South Alabama*	6:30 p.m. (ESPN2)
Nov. 11	at ULM*	TBA
Nov. 18	Louisiana*	2:30 p.m.
Nov. 25	at Southern Miss	TBA

\* Sun Belt Conference Game



## MISSOURI

5-1, 1-1 SEC

Date	Opponent	Time (TV)/Result
(TH) Aug. 31	South Dakota	W, 35-10
Sept. 9	Middle Tennessee	W, 23-19
Sept. 16	K-State	W, 30-27
Sept. 23	vs. Memphis [St. Louis, Mo.]	W, 34-27
Sept. 30	at Vanderbilt*	W, 38-21
Oct. 7	LSU*	L, 39-49
Oct. 14	at Kentucky*	6:30 p.m. (SEC Network)
Oct. 21	South Carolina*	2:30 p.m. (SEC Network)
Nov. 4	at Georgia*	TBA
Nov. 11	Tennessee*	TBA
Nov. 18	Florida*	TBA
(F) Nov. 24	at Arkansas*	3 p.m. (CBS)

\* Southeastern Conference Game



## UCF

3-3, 0-3 Big 12

Date	Opponent	Time (TV)/Result
(TH) Aug. 31	Kent State	W, 56-6
Sept. 9	at Boise State	W, 18-16
Sept. 16	Villanova	W, 48-14
Sept. 23	at K-State*	L, 31-44
Sept. 30	Baylor*	L, 35-36
Oct. 7	at Kansas*	L, 22-51
Oct. 21	at Oklahoma*	11 a.m. (ABC)
Oct. 28	West Virginia*	TBA
Nov. 4	at Cincinnati*	TBA
Nov. 11	Oklahoma State*	TBA
Nov. 18	at Texas Tech*	TBA
Nov. 25	Houston*	TBA

\* Big 12 Conference Game



## OKLAHOMA STATE

3-2, 1-1 Big 12

Date	Opponent	Time (TV)/Result
Sept. 2	Central Arkansas	W, 27-13
Sept. 9	at Arizona State	W, 27-15
Sept. 16	South Alabama	L, 7-33
Sept. 23	at Iowa State*	L, 27-34
(F) Oct. 6	K-State*	W, 29-21
Oct. 14	Kansas*	2:30 p.m. (FS1)
Oct. 21	at West Virginia*	2:30 p.m. (ESPN)
Oct. 28	Cincinnati*	TBA
Nov. 4	Oklahoma*	TBA
Nov. 11	at UCF*	TBA
Nov. 18	at Houston*	TBA
Nov. 25	BYU*	TBA

\* Big 12 Conference Game



## TEXAS TECH

3-3, 2-1 Big 12

Date	Opponent	Time (TV)/Result
Sept. 2	at Wyoming	L, 33-35 (2OT)
Sept. 9	Oregon	L, 30-38
Sept. 16	Tarleton State	W, 41-3
Sept. 23	at West Virginia*	L, 13-20
Sept. 30	Houston*	W, 49-28
Oct. 7	at Baylor*	W, 39-14
Oct. 14	K-State*	6 p.m. (FS1)
Oct. 21	at BYU*	6 p.m. (FS1)
(TH) Nov. 2	TCU*	6 p.m. (FS1)
Nov. 11	at Kansas*	TBA
Nov. 18	UCF*	TBA
(F) Nov. 24	at Texas*	6:30 p.m. (ABC)

\* Big 12 Conference Game



## TCU

3-3, 1-2 Big 12

Date	Opponent	Time (TV)/Result
Sept. 2	Colorado	L, 42-45
Sept. 9	Nicholls	W, 41-6
Sept. 16	at Houston*	W, 36-13
Sept. 23	SMU	W, 34-17
Sept. 30	West Virginia*	L, 21-24
Oct. 7	at Iowa State*	L, 14-27
Oct. 14	BYU*	2:30 p.m. (ESPN)
Oct. 21	at K-State*	6 p.m. (ESPN2)
(TH) Nov. 2	at Texas Tech*	6 p.m. (FS1)
Nov. 11	Texas*	TBA
Nov. 18	Baylor*	TBA
(F) Nov. 24	at Oklahoma*	11 a.m. (FOX)

\* Big 12 Conference Game



## HOUSTON

2-3, 0-2 Big 12

Date	Opponent	Time (TV)/Result
Sept. 2	UTSA	W, 17-14
Sept. 9	at Rice	L, 41-43 (2OT)
Sept. 16	TCU*	L, 13-36
Sept. 23	Sam Houston*	W, 38-7
Sept. 30	at Texas Tech*	L, 28-49
(TH) Oct. 12	West Virginia*	6 p.m. (FS1)
Oct. 21	Texas*	3 p.m. (FOX)
Oct. 28	at K-State*	TBA
Nov. 4	at Baylor*	TBA
Nov. 11	Cincinnati*	TBA
Nov. 18	Oklahoma State*	TBA
Nov. 25	at UCF*	TBA

\* Big 12 Conference Game



## TEXAS

5-1, 2-1 Big 12

Date	Opponent	Time (TV)/Result
Sept. 2	Rice	W, 37-10
Sept. 9	at Alabama	W, 34-24
Sept. 16	Wyoming	W, 31-10
Sept. 23	at Baylor*	W, 38-6
Sept. 30	Kansas*	W, 40-14
Oct. 7	vs. Oklahoma* (Dallas, Texas)	L, 30-34
Oct. 21	at Houston*	3 p.m. (FOX)
Oct. 28	BYU*	TBA
Nov. 4	K-State*	TBA
Nov. 11	at TCU*	TBA
Nov. 18	at Iowa State*	TBA
(F) Nov. 24	Texas Tech*	6:30 p.m. (ABC)

\* Big 12 Conference Game



## BAYLOR

2-4, 1-2 Big 12

Date	Opponent	Time (TV)/Result
Sept. 2	Texas State	L, 31-42
Sept. 9	Utah	L, 13-20
Sept. 16	Long Island	W, 30-7
Sept. 23	Texas*	L, 6-38
Sept. 30	at UCF*	W, 36-35
Oct. 7	Texas Tech*	L, 14-39
Oct. 21	at Cincinnati*	11 a.m. (Big 12 Now)
Oct. 28	Iowa State*	TBA
Nov. 4	Houston*	TBA
Nov. 11	at K-State*	TBA
Nov. 18	at TCU*	TBA
Nov. 25	West Virginia*	TBA

\* Big 12 Conference Game



## KANSAS

5-1, 2-1 Big 12

Date	Opponent	Time (TV)/Result
(F) Sept. 1	Missouri State	W, 48-17
Sept. 8	Illinois*	W, 34-23
Sept. 16	at Nevada	W, 31-24
Sept. 23	BYU*	W, 38-27
Sept. 30	at Texas*	L, 14-40
Oct. 7	UCF*	W, 51-22
Oct. 14	at Oklahoma State*	2:30 p.m. (FS1)
Oct. 28	Oklahoma*	TBA
Nov. 4	at Iowa State*	TBA
Nov. 11	Texas Tech*	TBA
Nov. 18	K-State*	TBA
Nov. 25	at Cincinnati*	TBA

\* Big 12 Conference Game



## IOWA STATE

3-3, 2-1 Big 12

Date	Opponent	Time (TV)/Result
Sept. 2	UNI	W, 30-9
Sept. 9	Iowa	L, 13-20
Sept. 16	at Ohio	L, 7-10
Sept. 23	Oklahoma State*	W, 34-27
Sept. 30	at Oklahoma*	L, 20-50
Oct. 7	TCU*	W, 27-14
Oct. 14	at Cincinnati*	11 a.m. (FS1)
Oct. 28	at Baylor*	TBA
Nov. 4	Kansas*	TBA
Nov. 11	at BYU*	TBA
Nov. 18	Texas*	TBA
Nov. 25	at K-State*	TBA

\* Big 12 Conference Game





CHRIS KLIEMAN

Head Coach • Fifth Year at K-State

30th Year in Coaching • 11th Year as a Head Coach  
Northern Iowa '90, '92

• A proven winner with a championship history, Klieman was named the 35th head football coach in Kansas State history on December 10, 2018, and in four seasons he has compiled 30 wins, which are the most in school history by a head coach in their first four years and already the fifth most total wins overall in school history. Included in those 30 overall wins, Klieman has kept the Governor's Cup trophy in Manhattan with four wins over in-state rival KU, has collected 20 Big 12 Conference wins and seen his teams play in three bowl games.

• K-State reached a milestone in the Klieman era at K-State as the Wildcats captured the 2022 Big 12 Championship – the fourth league title in school history and first since 2012 – and the Wildcats finished the season with a 10-4 record, the 11th double-digit victory campaign in school history. K-State finished No. 9 in the final College Football Playoff Top 25, the Wildcats' second-highest ranking ever in the CFP era and the highest for the final poll. K-State also ranked No. 14 in the final Associated Press Top 25 and AFCA Coaches Poll, the highest final ranking since 2012.

• The Wildcats' championship campaign was spearheaded by a school-record three victories over teams that were ranked in the top 10 of the AP Top 25, culminating with a 31-28 overtime victory over No. 3 TCU in the Big 12 Championship. In fact, since Klieman took over the reins of the K-State program in 2019, the Wildcats are 5-3 against teams ranked in the top 10 of the AP Top 25 as they have the most victories over AP Top 10 teams by any Big 12 program over that span.

• Kansas State started the 2022 season with a 2-1 record in non-conference play, which included a dominant 40-12 victory over Missouri in which the Tigers did not score a touchdown until a final untimed down at the end of the game. The Wildcats then lost a 17-10 contest to Tulane – which finished with a 12-2 record and a win over USC in the Cotton Bowl – before going to No. 6 Oklahoma. All the Wildcats did in Norman was defeat a top-10 Sooner team for the third time in four seasons, kickstarting a 3-0 start to Big 12 play after wins over Texas Tech and at Iowa State.

• After the Wildcats lost at TCU, K-State turned around and shut out No. 9 Oklahoma State, 48-0, which was the largest ever shutout victory by a lower ranked team over an AP Top 10 team. Following a narrow seven-point loss to Texas, the Wildcats closed out the regular season with three-straight victories – at Baylor, at West Virginia and against Kansas – to earn a trip to the Big 12 Championship.

• Under Klieman's watch, running back Deuce Vaughn became just the second player in school history to earn back-to-back Consensus All-America honors. Vaughn was one of three players to earn First Team All-America accolades – the most by K-State in a single season since 2003 – and one of five overall All-Americans – the most since 2012.

• The other two First Team All-Americans also earned individual awards from the Big 12 coaches as Felix Anudike-Uzomah was named the Big 12 Defensive Player of the Year and Big 12 Defensive Lineman of the Year, while Cooper Beebe was the Big 12 Offensive Lineman of the Year. In all, Klieman helped produce 17 All-Big 12 performers, the most by K-State since 2012.

• Thanks to his 33 wins in Manhattan, Klieman holds a career head coaching record of 105-35 as his 75.0% winning percentage ranks fourth among current FBS coaches that have led programs for at least 10 seasons, trailing only Alabama's Nick Saban (80.2%), Clemson's Dabo Swinney (80.1%) and James Madison's Curt Cignetti (76.9%).

• Under Klieman, seven Wildcats have been selected in the NFL Draft, including four this past year. In fact, Felix Anudike-Uzomah was selected in the first round (No. 31) and Julius Brents was picked in the second round (No. 44) of the 2023 NFL Draft, marking the first time in school history two Wildcats were taken within the first 44 picks of an NFL Draft.

• Not only has Klieman's tenure produced success on the field, but with his mantra of "how you do one thing is how you do everything" has come success in the classroom. Over Klieman's first four seasons, K-State as a combined 133 Academic All-Big 12 honors – the second most in the conference during that timeframe – which includes a school record 34 in each of the last two seasons. Additionally, the Wildcats boast a pair of National Football Foundation National Scholar-Athletes under Klieman in Adam Holtorf (2019) and Adrian Martinez (2022).

• Prior to arriving at K-State, Klieman capped his five-year stint as head coach at North Dakota State by winning his fourth national championship in 2018. He tied Jim Tressel (Youngstown State) for the most FCS National Championships as a head coach, while he was a part of seven national championships at NDSU, which was the most in FCS history at the time of his departure.

• Klieman guided the 2018 Bison to a perfect 15-0 record, just the fifth team in FCS history to go undefeated and untied on the way to a national championship. North Dakota State also claimed that feat in 2013 when Klieman as the defensive coordinator.

• A native of Waterloo, Iowa, Klieman is first in NDSU history in winning percentage (.920) and third in victories (69).

• The Bison won the Missouri Valley Football Conference each of his five years as head coach and put together a collective 36-4 (90.0 percent) record against conference foes during that time. He was named the Bruce Craddock MVFC Coach of the Year in 2017, while he was the 2014 Rawlings Football/American Football Monthly FCS Coach of the Year and the 2018 AFCA Region 4 FCS Coach of the Year.

• Klieman was a three-time All-Gateway Conference defensive back at Northern Iowa and four-year letterwinner from 1986 to 1990. He graduated from UNI in 1990 with a bachelor's degree in health education and a master's degree in physical education in 1992.

• Klieman and his wife, **Rhonda**, are parents of two sons, **Devin** and **Colby**, and one daughter, **Haley**. Devin is a graduate assistant for the Wildcats, Haley is a student secretary for K-State Football, and Colby is a sophomore defensive back at Kansas Wesleyan.

For a complete bio, visit [www.k-statesports.com/coachklieman](http://www.k-statesports.com/coachklieman)

## KLIEMAN'S YEAR-BY-YEAR RECORD

Year	School	Overall	Home	Away	Neutral	Conf.	Finish	Postseason
2005	Loras College	3-7	2-3	1-4	0-0	2-6	7th	None
2014	North Dakota State	15-1	9-0	5-1	1-0	7-1	t1st	FCS Champions
2015	North Dakota State	13-2	8-1	4-1	1-0	7-1	t1st	FCS Champions
2016	North Dakota State	12-2	7-2	5-0	0-0	7-1	t1st	FCS Semifinals
2017	North Dakota State	14-1	9-0	4-1	1-0	7-1	1st	FCS Champions
2018	North Dakota State	15-0	10-0	4-0	1-0	8-0	1st	FCS Champions
2019	Kansas State	8-5	5-2	3-2	0-1	5-4	t3rd	Liberty Bowl
2020	Kansas State	4-6	2-3	2-3	0-0	4-5	7th	None
2021	Kansas State	8-5	4-3	2-2	2-0	4-5	t5th	Texas Bowl Champions
2022	Kansas State	10-4	5-2	4-1	1-1	7-2	1st	Sugar Bowl
2023	Kansas State	3-2	3-0	0-2	0-0	1-1		

## THE KLIEMAN FILE

Hometown:	Waterloo, Iowa
High School:	Columbus Catholic
Spouse:	Rhonda
Children:	Devin, Haley, Colby

## EDUCATION

Bachelor's Degree in Health Education (Northern Iowa, 1990)

Master's Degree in Physical Education (Northern Iowa, 1992)

## PLAYING EXPERIENCE

Northern Iowa, Defensive Back (1986-90)

## COACHING EXPERIENCE

Year	Position	School
1991-92	Graduate Assistant	Northern Iowa
1993	Defensive Backs	Northern Iowa
1994-96	Defensive Backs	Western Illinois
1997	Graduate Assistant	Kansas
1999	Defensive Backs	Missouri State
2002-04	Defensive Coordinator	Loras College
2005	Head Coach	Loras College
2006-07	Defensive Backs	Northern Iowa
2008	Co-Defensive Coordinator/DB	Northern Iowa
2009-10	Defensive Coordinator/DB	Northern Iowa
2011	Defensive Backs	North Dakota State
2012-13	Defensive Coordinator/DB	North Dakota State
2014-18	Head Coach	North Dakota State
2019-23	Head Coach	Kansas State

## RECORD VS. D1 OPPONENTS

Opponent	W	L	PCT
Alabama	0	1	.000
Arkansas State	0	1	.000
Baylor	1	3	.250
Bowling Green	1	0	1.000
Cal Poly	1	0	1.000
Charleston Southern	1	0	1.000
Coastal Carolina	1	0	1.000
Colgate	1	0	1.000
Delaware	1	0	1.000
Eastern Washington	3	0	1.000
Illinois State	4	0	1.000
Incarnate Word	1	0	1.000
Indiana State	4	0	1.000
Iowa	1	0	1.000
Iowa State	3	2	.600
Jacksonville State	1	0	1.000
James Madison	1	1	.500
Kansas	4	0	1.000
LSU	1	0	1.000
Mississippi State	1	0	1.000
Mississippi Valley State	1	0	1.000
Missouri	1	1	.500
Missouri State	5	0	1.000
Montana	2	0	1.000
Montana State	1	1	.500
Navy	0	1	.000
Nevada	1	0	1.000
Nicholls	1	0	1.000
North Alabama	1	0	1.000
North Dakota	1	0	1.000
Northern Iowa	5	1	.833
Oklahoma	3	1	.750
Oklahoma State	1	4	.200
Richmond	1	0	1.000
Robert Morris	1	0	1.000
Sam Houston State	2	0	1.000
San Diego	2	0	1.000
South Dakota	5	1	.833
South Dakota State	6	2	.750
Southeast Missouri	1	0	1.000
Southern Illinois	4	0	1.000
Stanford	1	0	1.000
TCU	4	1	.800
Texas	0	4	.000
Texas Tech	4	0	1.000
Troy	1	0	1.000
Tulane	0	1	.000
UCF	1	0	1.000
Weber State	2	0	1.000
West Virginia	2	2	.500
Western Illinois	5	0	1.000
Wofford	1	0	1.000
Youngstown State	5	0	1.000



## KLIEMAN RECORD BREAKDOWN

Overall	105-35 (.750)
Overall (K-State)	33-22 (.600)
Home (Overall)	64-16 (.800)
Home (K-State)	19-10 (.655)
Away (Overall)	34-17 (.667)
Away (K-State)	11-10 (.524)
Neutral	7-2 (.778)
Conference (Overall)	59-27 (.686)
Conference (K-State)	21-17 (.553)
Home Conference (Overall)	30-14 (.682)
Home Conference (K-State)	12-8 (.600)
Away Conference (Overall)	29-14 (.674)
Away Conference (K-State)	9-9 (.500)
Non-Conference (Overall)	46-8 (.852)
Non-Conference (K-State)	12-5 (.706)
Home Non-Conference (Overall)	34-3 (.919)
Home Non-Conference (K-State)	8-2 (.800)
Away Non-Conference (Overall)	5-3 (.625)
Away Non-Conference (K-State)	1-1 (.500)
Neutral Non-Conference	7-2 (.778)
Coming Off a Win*	82-19 (.812)
at K-State*	21-12 (.636)
Coming Off a Loss*	15-13 (.536)
at K-State*	9-8 (.529)
Coming Off a Bye *	20-5 (.800)
at K-State	3-5 (.375)
In August	3-1 (.750)
In September	28-8 (.778)
In October	33-9 (.786)
In November	22-11 (.667)
In December	15-4 (.789)
In January	5-0 (1.000)
Tuesday	1-1 (.500)
Friday	4-2 (.667)
Saturday	100-32 (.758)
Scoring First	78-15 (.839)
at K-State	28-8 (.778)
Opponent Scores First	27-20 (.574)
at K-State	5-14 (.263)
Leading at Halftime	86-10 (.896)
at K-State	28-6 (.824)
Behind at Halftime	12-24 (.333)
at K-State	4-15 (.211)
Tied at Halftime	7-1 (.875)
at K-State	1-1 (.500)
Overtime	4-0 (1.000)
Outgain Opponent	92-6 (.939)
at K-State	22-4 (.846)
Outgained by Opponent	13-28 (.317)
at K-State	11-17 (.393)
Total Yardage Equal	0-1 (.000)
at K-State	0-1 (.000)
Win Turnover Battle	69-10 (.873)
at K-State	23-4 (.852)
Lose Turnover Battle	17-18 (.486)
at K-State	4-14 (.222)
Equal Turnovers	19-7 (.731)
at K-State	6-4 (.600)
With 100-Yard Rusher	63-6 (.913)
at K-State	22-6 (.786)
Scoring a Defensive Touchdown	17-0 (1.000)
at K-State	3-0 (1.000)
Scoring a Special Teams Touchdown	12-4 (.750)
at K-State	7-3 (.700)

\* In Season Only

## LORAS COLLEGE

2005 (3-7/2-6 IIAC)

Date	Opponent	Score	W / L
9/3	Concordia (Ill.)	48-3	W
9/10	at No. 22 St. Ambrose	28-29	L
9/17	at Buena Vista	0-14	L
9/24	Central College	0-21	L
10/1	at Cornell College	27-14	W
10/15	Simpson College	15-7	W
10/2	Wartburg College	10-14	L
10/29	at Luther College	19-22	L
11/5	Coe College	14-24	L
11/12	at Dubuque	18-20	L

## NORTH DAKOTA ST.

2014 (15-1/7-1 MVFC)

MVFC Champions

FCS National Champions

Date	Opponent	Score	W / L
8/30	at Iowa State	34-14	W
9/6	at Weber State	24-7	W
9/13	Incarnate World	58-0	W
9/20	No. 3 Montana	22-10	W
10/4	at Western Illinois	17-10	W
10/11	No. 12 Southern Illinois	38-10	W
10/18	No. 22 Indiana State	34-17	W
10/25	at South Dakota	47-7	W
11/1	No. 18 South Dakota St.	37-17	W
11/8	at No. 19 N. Iowa	3-23	L
11/15	at Missouri State	45-10	W
11/22	No. 20 Youngstown St.	38-14	W

NCAA FCS Second Round

NCAA FCS Quarterfinal

NCAA FCS Semifinal

NCAA Division I Championship (Frisco, Texas)

1/10 No. 2 Illinois State.....29-27 W

2015 (13-2/7-1 MVFC)

MVFC Champions

FCS National Champions

Date	Opponent	Score	W / L
8/29	at No. 12 Montana State	35-38	L
9/12	Weber State	41-14	W
9/19	North Dakota	34-9	W
10/3	at No. 5 South Dakota St.	28-7	W
10/10	No. 10 Northern Iowa	31-28	W
10/17	South Dakota	21-24	L
10/24	at No. 18 Indiana State	28-14	W
10/31	at Southern Illinois	35-29	W
11/7	Western Illinois	59-7	W
11/14	at No. 20 Youngstown St.	27-24	W
11/21	Missouri State	55-0	W

NCAA FCS Second Round

NCAA FCS Quarterfinal

NCAA FCS Semifinal

NCAA Division I Championship (Frisco, Texas)

1/9 No. 1 Jacksonville State.....37-10 W

2016 (12-2/7-1 MVFC)

MVFC Champions

FCS National Champions

Date	Opponent	Score	W / L
8/27	No. 6 Charleston Southern	24-17 (OT)	W
9/10	No. 8 Eastern Washington	50-44 (OT)	W
9/17	at No. 11 Iowa	23-21	W
10/1	No. 18 Illinois State	31-10	W
10/8	at Missouri State	27-3	W
10/15	No. 11 South Dakota St.	17-19	L
10/22	at No. 12 Western Illinois	21-13	W
10/29	at Northern Iowa	24-20	W
11/5	No. 13 Youngstown State	24-3	W
11/12	Indiana State	41-17	W
11/19	at South Dakota	28-21	W

NCAA FCS Second Round

NCAA FCS Quarterfinal

NCAA FCS Semifinal

12/10 No. 7 South Dakota State...36-10 W

12/18 No. 5 James Madison.....17-27 L

2017 (14-1/7-1 MVFC)

MVFC Champions

FCS National Champions

Date	Opponent	Score	W / L
9/2	Mississippi Valley State	72-7	W
9/9	at No. 6 E. Washington	40-13	W
9/23	Robert Morris	56-0	W
9/30	Missouri State	38-11	W
10/7	at Indiana State	52-0	W
10/14	at No. 8 Youngstown St.	27-24 (OT)	W
10/21	No. 10 Western Illinois	24-12	W
10/28	No. 25 Northern Iowa	30-14	W
11/4	at No. 8 South Dakota St.	21-33	L
11/11	No. 10 South Dakota	49-14	W
11/18	at No. 21 Illinois State	20-7	W

NCAA FCS Second Round

NCAA FCS Quarterfinal

NCAA FCS Semifinal

NCAA Division I Championship (Frisco, Texas)

1/6 No. 1 James Madison.....17-13 W

2018 (15-0/8-0 MVFC)

MVFC Champions

FCS National Champions

Date	Opponent	Score	W / L
9/1	Cal Poly	49-3	W
9/15	North Alabama	38-7	W
9/22	Delaware	38-10	W
9/29	No. 3 South Dakota State	21-17	W
10/6	at No. 22 Northern Iowa	56-31	W
10/13	at Western Illinois	34-7	W
10/20	Illinois State	28-14	W
10/27	at South Dakota	59-14	W
11/3	Youngstown State	17-7	W
11/10	at Missouri State	48-7	W
11/17	Southern Illinois	65-17	W

NCAA FCS Second Round

NCAA FCS Quarterfinal

NCAA FCS Semifinal

NCAA Division I Championship (Frisco, Texas)

11/5 No. 3 Eastern Washington...38-24 W

## KANSAS STATE

2019 (8-5/5-4 Big 12)

Liberty Bowl

Date	Opponent	Score	W / L
8/31	Nicholls	49-14	W
9/7	Bowling Green	52-0	W
9/14	at Mississippi State	31-24	W
9/28	at Oklahoma State	13-26	L
10/5	Baylor	12-31	L
10/19	TCU	24-17	W
10/26	No. 5 Oklahoma	48-41	W
11/2	at Kansas	38-10	W
11/9	at Texas	24-27	L
11/16	West Virginia	20-24	L
11/23	at Texas Tech	30-27	W
11/30	No. 23 Iowa State	27-17	W
12/31	No. 23 Navy	17-20	L

2020 (4-6/4-5 Big 12)

Date	Opponent	Score	W / L
9/12	Arkansas State	31-35	L
9/26	at No. 3 Oklahoma	38-35	W
10/3	Texas Tech	31-21	W
10/10	at TCU	21-14	W
10/24	Kansas	55-14	W
10/31	at West Virginia	10-37	L
11/7	No. 14 Oklahoma State	18-20	L
11/21	at No. 17 Iowa State	45-0	L
11/28	at Baylor	31-32	L
12/5	Texas	31-69	L

2021 (8-5/4-5 Big 12)

Texas Bowl Champions

Date	Opponent	Score	W / L
9/4	vs. Stanford (Arlington, Texas)	24-7	W
9/11	Southern Illinois	31-23	W
9/18	Nevada	38-17	W
9/25	at Oklahoma State	20-31	L
10/2	No. 6 Oklahoma	31-37	L
10/16	Iowa State	20-33	L
10/23	at Texas Tech	25-24	W
11/30	TCU	31-12	W
11/6	at Kansas	35-10	W
11/13	West Virginia	34-17	W
11/20	No. 11 Baylor	10-20	L
11/26	at Texas	17-22	L

TaxAct Texas Bowl (Houston, Texas)

1/4 LSU.....42-20 W

2022 (10-4/7-2 Big 12)

Big 12 Champions

Sugar Bowl

Date	Opponent	Score	W / L
9/3	South Dakota	34-0	W
9/10	Missouri	40-12	W
9/17	Tulane	10-17	L
9/24	at No. 6 Oklahoma	41-34	W
10/1	Texas Tech	37-28	W
10/8	at Iowa State	10-9	W
10/22	at No. 8 TCU	28-38	L
10/29	No. 9 Oklahoma State	48-0	W
11/5	Texas	27-34	L
11/12	at Baylor	31-3	W
11/19	at West Virginia	48-31	W
11/26	Kansas	47-27	W

Dr. Pepper Big 12 Championship (Arlington, Texas)

12/3 No. 3 TCU.....31-28 (OT) W

Allstate Sugar Bowl (New Orleans, La.)

12/31 No. 5 Alabama.....20-45 L

2023 (3-2/1-1 Big 12)

Date	Opponent	Score	W / L
9/2	SEMO	45-0	W
9/9	Troy	42-13	W
9/16	at Missouri	27-30	L
9/23	UCF	44-31	W
10/6	at Oklahoma State	21-29	L
10/14	at Texas Tech		
10/21	TCU		
10/28	Houston		
11/4	at Texas		
11/11	Baylor		
11/18	at Kansas		
11/25	Iowa State		



GAMEDAY: FIELD

**VAN MALONE**

Assistant Head Coach/CBs • Houston '02  
25th Year in Coaching • Fifth Year at K-State

- Enters his fifth season coaching the cornerbacks and added the titles of assistant head coach and passing game coordinator prior to the 2020 campaign.
- Under Malone, Julius Brents – who came to K-State as a transfer from Iowa – and Ekow Boye-Doe each earned All-Big 12 honors in 2022.
- Brents was the 44th overall selection in the 2023 NFL Draft by the Indianapolis Colts – the highest Wildcat CB drafted since Terence Newman in 2003 (No. 5) – while Boye-Doe signed a rookie free agent contract with Kansas City.
- Selected to the 2022 National Coalition of Minority Football Coaches.



GAMEDAY: FIELD

**JOE KLANDERMAN**

Defensive Coord./Safeties • Minnesota State '01  
22nd Year in Coaching • Fifth Year at K-State

- Enters his fifth season coaching the safeties and fourth as the defensive coordinator.
- Spearheaded a complete overhaul of the defense prior to 2021, going from a four-man front to conducting a three-man front for the first time in his career.
- The Wildcats have allowed less than 22.0 points per game each of the last two seasons, their first since going 13-straight years from 1991 to 2003.
- K-State ranked No. 24 nationally over the last two seasons by combining to allow 21.4 points per game.
- Has tutored safeties that have been drafted each of the last two years in Josh Hayes (2023) and Russ Yeast (2022).



GAMEDAY: BOOTH

**COLLIN KLEIN**

Offensive Coord./Quarterbacks • K-State '11  
10th Year in Coaching • Ninth Year at K-State

- Enters seventh season coaching the K-State quarterbacks and his second as offensive coordinator.
- Is the eighth-youngest offensive coordinator in the country in 2023.
- Guided an offense in 2022 that ranked in the top 10 in school history in 11 categories, including ranking second in offensive yards, fourth in rushing yards and fifth in yards per game.
- Tutored Skylar Thompson, who was selected in the 2022 NFL Draft by Miami and played as a rookie for the Dolphins.
- Klein was a 2012 Heisman Trophy finalist, winner of the 2012 Johnny Unitas Award, and is a member of the K-State Football Ring of Honor Class of 2022.



GAMEDAY: FIELD

**BRIAN ANDERSON**

Running Backs • Western Illinois '94  
29th Year in Coaching • Fifth Year at K-State

- Enters his fourth season as the running backs coach and his 29th season overall in coaching with a versatile background of coaching skill positions.
- Coached Deuce Vaughn to consecutive Consensus All-America seasons, the second player in school history to earn the nod in back-to-back years.
- Vaughn, the third player in school history with multiple 1,000-yard rushing season, was selected in the 2023 NFL Draft by Dallas.
- Coached DJ Giddens to the tune of 518 yards and six touchdowns as he earned votes for the 2022 Big 12 Offensive Freshman of the Year award.



GAMEDAY: BOOTH

**BRIAN LEPAK (INT-PACK)**

Tight Ends • Oklahoma '10  
10th Year in Coaching • Third Year at K-State

- An intelligent young coach with stops at two other Power 5 schools who is in his second year coaching the tight ends.
- Tutored Ben Sinnott to All-Big 12 First Team accolades in 2022 after ranking fourth nationally and first in the Big 12 among tight ends with a 14.4-yard per catch average.
- Coached the Wildcat fullbacks and tight ends in K-State's victory over LSU in the Texas Bowl as he spent a majority of the 2021 season as the Senior Offensive Quality Control coach.
- Came to K-State after one year as the run game coordinator and offensive line coach at Southern, while he spent the previous three seasons as a graduate assistant at Oklahoma.



GAMEDAY: FIELD

**MATTHEW MIDDLETON**

Wide Receivers • Ottawa '08  
16th Year in Coaching • First Year at K-State

- A native Kansan and 15-year coaching veteran who is in his first season at K-State working with the wide receivers.
- Came to Manhattan after spending the previous five seasons at Kent State, guiding wide receivers to six all-conference selections, including four first-team honors.
- Went to Kent State after serving as the wide receivers coach and recruiting coordinator at South Dakota. Also worked as a graduate assistant at Kansas (2012) and wide receivers coach at both Chadron State and Omaha, the latter where he spent time with Connor Riley.
- A native of Kansas City, Kansas, who played collegiately at Ottawa (Kan.) University.



GAMEDAY: FIELD

**CONOR RILEY**

Offensive Line • Omaha '03  
21st Year in Coaching • Fifth Year at K-State

- Enters his fifth season as the offensive line coach and has consistently churned out quality units.
- All four of Riley's lines have surrendered less than 2.0 sacks per game, the longest streak in the Big 12 and one of only 10 FBS teams to go four-straight years under that number.
- Has produced 11 All-Big 12 honorees in his first four years, which includes first-team selection Cooper Beebe in both 2021 and 2022. Beebe earned All-America honors from numerous outlets and was also named the Big 12 Offensive Lineman of the Year.
- The 2022 line paved the way for 208.3 rushing yards per game to rank 15th in the nation.

**SUPPORT STAFF****Graduate Assistants**

Vincent Johnson, Alex Wallace (Offense)  
Devin Klieman, Parker Schrater (Defense)

**Analysts/Quality Control**

Clint Brown (Offensive Quality Control)  
Josh Buford (Offensive Analyst)  
Chili Davis (Special Teams Quality Control)  
Matt Kardulis (Defensive Quality Control)  
David Orloff (Defensive Analyst)

**Strength and Conditioning**

Trumain Carroll (Director of Strength & Conditioning)  
Ray Thomas (Assoc. Strength & Conditioning Coach)  
Christopher Aninye (Asst. Strength & Conditioning Coach)  
Elijah Blackman (Asst. Strength & Conditioning Coach)  
J.R. Griffin (Asst. Strength & Conditioning Coach)

**Sports Medicine**

Mindy Hoffman (Head FB Athletic Trainer)\*  
Matt Thomason (Senior Assoc. AD)  
Scott Trausch (Director of Sports Diet and Nutrition)  
Lance Yancy (Director of Sports Science)  
Connor Bennett (Asst. Athletic Trainer)  
Matt Greenwald (Asst. Athletic Trainer)

**Administration**

Hank Jacobs (Director of Football Administration)  
Kacey Feldkamp (Director of Football Operations)\*  
Natalie Crimmins (Program Coordinator)  
Taylor Wenger (Football Operations Assistant)  
Joe Hall (Director of Player Development)

**Recruiting**

Taylor Braet (Director of Football Recruiting)  
Maddi Gage (Director of On-Campus Recruiting)  
Chuck Lillie (Director of Scouting)  
Emily Muse (Asst. Dir. of On-Campus Recruiting)

**Coaching Video**

Scott Eilert (Director of Video Services)  
Brandon Hasselbeck (Asst. Director of Football Video)

**Creative**

Ron Cook (Director of Football Graphic Design)  
Parker Schmitz (Director of Creative Media)  
Chandler Mixon (Creative Media Assistant)

**Equipment**

Al Cerbe (Head Equipment Manager)  
Preston Flack (Assistant Football Equipment Manager)

*\* K-State is one of just three FBS programs (Bowling Green and New Mexico State) to have females in the roles of Director of Football Operations and Head Football Athletic Trainer.*



GAMEDAY: BOOTH

**STEVE STANARD (STAN-ARD)**

Linebackers • Nebraska '89  
36th Year in Coaching • Fourth Year at K-State

- A veteran coach with ties to the Midwest and more than 30 years of coaching experience who is in his fourth season coaching the K-State linebackers.
- Has coached two All-Big 12 linebackers each of the last two seasons, the latest being Austin Moore and Daniel Green in 2022.
- Moore led the 2022 Wildcats with 87 tackles.
- Green also earned All-Big 12 honors in 2021 after totaling 89 tackles and ranking 22nd nationally in solo tackles (5.3/gm).
- Has 20 seasons worth of defensive coordinator experience coming at Nebraska Wesleyan, South Dakota, New Mexico State, Colorado State, Tulane and Wyoming.



GAMEDAY: FIELD

**MIKE TUIASOPO (TWO-DE-ALL-SO-PO)**

Defensive Tackles • Pacific Lutheran '89  
33rd Year in Coaching • Fifth Year at K-State

- A veteran coach with over 30 years of experience who is in his fifth season at K-State.
- Aided in the transition of the defense from a four-down alignment to a three-down front in 2021, a shift that has allowed the Wildcats to surrender under 22.0 points per game the last two seasons.
- Helped K-State rank No. 18 nationally in fourth-down defense (39.4%), including a crucial stop on 4th and Goal in overtime of the Big 12 Championship.
- Tutored Eli Huggins to All-Big 12 honors in both 2021 and 2022, while he saw protege Timmy Horne earn a spot on the Atlanta Falcons' roster as a rookie free agent in 2022.



GAMEDAY: FIELD

**BUDDY WYATT**

Defensive Ends • TCU '90  
33rd Year in Coaching • Fifth Year at K-State

- A respected defensive line coach with more than 30 years experience who is in his fifth season at K-State.
- Coached Felix Anudike-Uzomah to All-America honors in 2021 and 2022 in addition to being named the 2022 Big 12 Defensive Player of the Year and Big 12 Defensive Lineman of the Year.
- Anudike-Uzomah went on to be selected in the first round of the 2023 NFL Draft by Kansas City, the Wildcats' first round draft selection since 2009.
- Has also coached All-Big 12 performers Wyatt Hubert and Reggie Walker. Hubert was selected in the 2021 NFL Draft by Cincinnati.





## ALPHABETICAL

NO	NAME	POS
91	Jordan Allen	DE
82	Will Anciaux	TE
92	Jevon Banks	DT
58	Camden Beebe	OL
50	Cooper Beebe	OL
53	Drake Bequeaith	OL
17	Mikey Bergeron	S
51	Shadryon Blanka	LB
43	Jack Blumer	P
80	Ty Bowman	WR
8	Phillip Brooks	WR
1	Jayce Brown	WR
32	Evan Cantu	RB
63	Michael Capria	OL
31	Jake Clifton	LB
30	Teagan Cobb	P/K
27	Daniel Cobbs	S
16	Jayden Cook	CB
23	Andre Davis	WR
52	Ryan Davis	DE
33	Dre Delort	CB
14	Jet Dineen	S
73	Christian Duffie	OL
29	Khalid Duke	DE
25	Collin Dunn	LB
20	Trey Engram	RB
34	Trevor Erickson	S
36	Jack Fabris	S
18	Wesley Fair	S
26	Anthony Frias II	RB
46	Jace Friesen	DE
62	Jackson Fullmer	OL
1	Keenan Garber	CB
3	RJ Garcia II	WR
31	DJ Giddens	RB
55	Hayden Gillum	OL
22	Daniel Green	LB
13	Joe Hall III	S
19	Garrett Harstad	TE
75	Sam Hecht	OL
18	Will Howard	QB
27	Jake Huggins	TE
56	Damian Ilalio	DT
0	Jadon Jackson	WR
4	Joe Jackson	RB
5	Justice James	CB
5	Avery Johnson	QB
10	Keagan Johnson	WR
3	Darell Jones	CB
74	Alex Key	OL
26	Terry Kirksey Jr.	LB
21	Jacob Knuth	QB
84	Isaac Koch	WR
24	Trey Krause	S
7	Adryan Lara	QB
8	Will Lee III	CB
56	Andrew Leingang	OL
70	KT Leveston	OL
6	Sterling Lockett	WR
87	Brayden Loftin	TE
13	Xavier Loyd	WR
6	Max Marsh	S

NO	NAME	POS	HT	WT	YR-EX	HOMETOWN (LAST SCHOOL)
0	# Jadon Jackson	WR	6-1	190	Sr.-1L	Centeron, Ark. (Univ. of Mississippi)
0	# Jordan Wright	S	5-11	178	Jr.-RS	Memphis, Tenn. (Fullerton College)
1	# Jayce Brown	WR	5-11	174	Fr.-HS <sup>^</sup>	Fort Walton Beach, Fla. (Choctawhatchee)
1	# Keenan Garber	CB	6-0	184	Sr.-3L	Lawrence, Kan. (Free State)
2	# Jake Rubley	QB	6-3	217	So.-1L	Highlands Ranch, Colo. (Highlands Ranch)
2	# Kobe Savage	S	5-11	207	Sr.-1L	Paris, Texas (Tyler JC)
3	# RJ Garcia II	WR	6-0	176	So.-1L	Tampa, Fla. (Berkeley Prep)
3	# Darell Jones	CB	5-11	180	So.-SQ	Coffeyville, Kan. (Field Kindley)
4	# Joe Jackson	RB	6-0	187	Fr.-HS <sup>^</sup>	Haines City, Fla. (Ridge Community)
4	# Tyler Nelome	CB	6-2	194	Jr.-TR <sup>^</sup>	Atlanta, Ga. (Southeast Missouri State Univ.)
5	# Justice James	CB	5-10	199	Jr.-RS	West Columbia, Texas (Tyler JC)
5	# Avery Johnson	QB	6-2	188	Fr.-HS <sup>^</sup>	Wichita, Kan. (Maize)
6	# Sterling Lockett	WR	5-10	164	Fr.-RS	Leawood, Kan. (Blue Valley)
6	# Max Marsh	S	6-3	203	Jr.-1L <sup>^</sup>	Grand Junction, Colo. (Eaglecrest)
7	# Adryan Lara	QB	6-0	219	Fr.-RS	Goodyear, Ariz. (Desert Edge)
7	# Kam Sallis	S	6-1	208	Fr.-HS <sup>^</sup>	Arlington, Texas (Kennedale)
8	# Phillip Brooks	WR	5-8	171	Sr.-4L	Lee's Summit, Mo. (Lee's Summit West)
8	# Will Lee III	CB	6-3	185	So.-TR	Kirkwood, Mo. (Iowa Western CC)
9	# Donovan McIntosh	CB	6-2	173	Fr.-HS <sup>^</sup>	St. Louis, Mo. (St. Mary's)
9	# Treshaun Ward	RB	5-10	194	Sr.-TR	Plant City, Fla. (Florida State Univ.)
10	# Keagan Johnson	WR	6-0	193	So.-TR	Bellevue, Neb. (Univ. of Iowa)
10	# Jacob Parrish	CB	5-10	183	So.-1L <sup>^</sup>	Olathe, Kan. (Olathe North)
12	# Tre Spivey	WR	6-4	203	Fr.-HS <sup>^</sup>	Chandler, Ariz. (Hamilton)
12	# Nickendre Stiger	S	5-10	181	Jr.-RS	Wichita, Kan. (Butler CC)
13	# Joe Hall III	S	6-0	210	Fr.-RS	Manhattan, Kan. (Manhattan)
13	# Xavier Loyd	WR	6-2	191	So.-SQ	Blue Springs, Mo. (Blue Springs)
14	# Jet Dineen	S	5-10	200	Fr.-RS	Lawrence, Kan. (Free State)
14	# Tyson Struber	WR	6-2	210	Fr.-RS	Galva, Kan. (Canton-Galva)
15	# Shane Porter	WR	5-11	179	So.-1L	Friendswood, Texas (Clear Brook)
16	# Jayden Cook	CB	6-0	180	Fr.-HS <sup>^</sup>	Frankfort, Ill. (Lincoln-Way East)
16	# Seth Porter	WR	5-8	170	Sr.-4L	Friendswood, Texas (Clear Springs)
17	# Mikey Bergeron	S	6-2	190	Fr.-HS <sup>^</sup>	Shawnee, Kan. (Mill Valley)
17	# Chris Tennant	K	6-5	222	Jr.-2L <sup>^</sup>	Shawnee, Kan. (Mill Valley)
18	# Wesley Fair	S	6-0	197	Fr.-HS <sup>^</sup>	Wichita, Kan. (Wichita Collegiate)
18	# Will Howard	QB	6-5	242	Sr.-3L <sup>^</sup>	Downingtown, Pa. (Downingtown West)
19	# Garrett Harstad	TE	6-4	200	Fr.-HS <sup>^</sup>	Loveland, Colo. (Loveland)
19	# VJ Payne	S	6-3	200	So.-1L <sup>^</sup>	Gainesville, Ga. (Buford)
20	# Trey Engram	RB	5-6	175	Fr.-HS <sup>^</sup>	Verona, Wis. (Verona)
20	# Colby McCalister	S	5-10	193	Fr.-RS	Houston, Texas (Clear Brook)
21	# Jacob Knuth	QB	6-3	217	Fr.-TR	Sioux Falls, S.D. (Univ. of Minnesota)
21	# Marques Sigle	S	5-11	197	Jr.-TR <sup>^</sup>	Omaha, Neb. (North Dakota State Univ.)
22	# Daniel Green	LB	6-3	245	Sr.-4L	Portland, Ore. (Madison)
23	# Andre Davis	WR	6-4	206	Fr.-HS <sup>^</sup>	Leawood, Kan. (Blue Valley)
23	# Asa Newsom	LB	6-3	217	Fr.-HS <sup>^</sup>	Waverly, Iowa (Waverly-Shell Rock)
24	# Trey Krause	S	6-1	195	So.-SQ	Olathe, Kan. (Olathe West)
25	# Collin Dunn	LB	6-1	180	Fr.-HS <sup>^</sup>	Tuscaloosa, Ala. (Hillcrest)
25	# Kanijal Thomas	CB	5-11	175	Fr.-HS <sup>^</sup>	Del City, Okla. (Del City)
26	# Anthony Frias II	RB	5-10	212	So.-RS	Turlock, Calif. (Modesto JC)
26	# Terry Kirksey Jr.	LB	6-3	232	Jr.-TR <sup>^</sup>	Theodore, Ala. (Hutchinson CC)
27	# Daniel Cobbs	S	5-10	188	So.-TR <sup>^</sup>	Fort Worth, Texas (Tyler JC)
27	# Jake Huggins	TE	6-2	226	Sr.-SQ	Cumming, Ga. (West Forsyth)
28	# Rex Van Wyhe	LB	6-5	236	So.-TR <sup>^</sup>	Rock Rapids, Iowa (Iowa Central CC)
29	# Khalid Duke	DE	6-4	246	Sr.-4L	Atlanta, Ga. (Riverside Military Academy)
30	# Teagan Cobb	P/K	6-2	202	Fr.-HS <sup>^</sup>	Rose Hill, Kan. (Rose Hill)
30	# Matthew Maschmeier	S	6-0	209	Jr.-1L <sup>^</sup>	Lisle, Ill. (Naperville North)
31	# Jake Clifton	LB	6-2	222	So.-1L <sup>^</sup>	Owasso, Okla. (Owasso)
31	# DJ Giddens	RB	6-1	212	So.-1L	Junction City, Kan. (Junction City)
32	# Evan Cantu	RB	5-9	195	Fr.-RS	Wichita, Kan. (Maize South)
32	# Desmond Purnell	LB	5-11	224	So.-1L	Topeka, Kan. (Hayden)
33	# Dre Delort	CB	5-9	150	Fr.-HS <sup>^</sup>	Manhattan, Kan. (Manhattan)
34	# Trevor Erickson	S	6-3	204	So.-SQ	Chapman, Kan. (Chapman)
34	# Ben Sinnott	TE	6-4	245	Jr.-2L <sup>^</sup>	Waterloo, Iowa (Columbus Catholic)
35	# Simon McClannan	K/P	5-11	177	Fr.-HS <sup>^</sup>	Omaha, Neb. (Millard South)
36	# Jack Fabris	S	6-2	185	Fr.-HS <sup>^</sup>	Bogart, Ga. (North Oconee)
37	# Andrew Sonner	TE	6-4	248	So.-SQ	Olathe, Kan. (Olathe East)
38	# Brendan Mott	DE	6-5	244	Sr.-1L	Iowa City, Iowa (Iowa City West)
39	# Jordan Schippers	RB	6-1	209	Sr.-2L <sup>^</sup>	Colby, Kan. (Western Illinois Univ.)
40	# Gavin Meyers	LB	6-2	231	Fr.-RS	Hays, Kan. (Hays)
41	# Austin Moore	LB	6-1	219	Sr.-3L	Louisburg, Kan. (Louisburg)
42	# Randen Plattner	LS	6-3	241	Sr.-4L	Parkville, Mo. (Park Hill)
43	# Jack Blumer	P	6-3	203	Sr.-3L	Marysville, Kan. (Marysville)
43	# Jordan Perry	LB	6-2	197	Fr.-RS	Jefferson, Ga. (Jefferson)
44	# Christian Moore	TE	6-2	237	Jr.-3L <sup>^</sup>	Huntington Beach, Calif. (Huntington Beach)
44	# Tobi Osunsanmi	LB	6-3	233	Fr.-RS	Wichita, Kan. (Wichita East)
45	# Mason Olguin	LS	6-1	225	So.-RS	Edmond, Okla. (Dodge City CC)



NO	NAME	POS	HT	WT	YR-EX	HOMETOWN (LAST SCHOOL)
45	# Austin Romaine	LB	6-2	238	Fr.-HS^	Hillsboro, Mo. (Hillsboro)
46	Jace Friesen	DE	6-2	240	Sr.-2L	Basehor, Kan. (Basehor-Linwood)
47	# Cody Stufflebean	DE	6-4	257	Jr.-1L^	McPherson, Kan. (McPherson)
47	# La'James White	RB	5-7	183	So.-SQ	Kansas City, Kan. (Air Force)
48	Zach Wittenberg	LB	6-1	226	So.-RS	El Dorado, Kan. (Butler CC)
49	Drew Schmelzle	DE	6-4	227	So.-SQ	Sabetha, Kan. (Sabetha)
50	Cooper Beebe	OL	6-4	335	Sr.-3L	Kansas City, Kan. (Piper)
51	Shadryon Blanka	LB	6-1	213	Fr.-RS	St. Francis, Kan. (Saint Francis Community)
52	Ryan Davis	DE	6-4	223	Fr.-HS^	Phoenix, Ariz. (Sandra Day O'Connor)
53	Drake Bequeaith	OL	6-6	279	Fr.-RS	Colleyville, Texas (Grapevine)
54	Hadley Panzer	OL	6-4	303	Jr.-2L^	Lakin, Kan. (Lakin)
55	Hayden Gillum	OL	6-3	300	Sr.-3L	Plainville, Kan. (Plainville)
56	# Damian Ilalio	DT	6-1	296	So.-1L	Manhattan, Kan. (Manhattan)
56	# Andrew Leingang	OL	6-5	306	So.-1L	Bismarck, N.D. (Century)
57	Beau Palmer	LB	6-2	230	Jr.-1L^	Overland Park, Kan. (Blue Valley)
58	Camden Beebe	OL	6-3	353	Fr.-HS^	Kansas City, Kan. (Piper)
59	Gabe Roland	LB	6-1	219	Fr.-HS^	Ponca City, Okla. (Ponca City)
62	Jackson Fullmer	OL	6-4	283	Fr.-HS^	Eagle, Idaho (Rocky Mountain)
63	Michael Capria	OL	6-2	295	Fr.-RS	Kansas City, Mo. (Liberty)
66	Sam Shields	OL	6-4	299	Jr.-SQ^	Manhattan, Kan. (Manhattan)
69	Taylor Poitier	OL	6-3	291	Sr.-1L	Kansas City, Kan. (Bishop Miege)
70	KT Leveston	OL	6-5	330	Sr.-4L	Waco, Texas (Midway)
73	Christian Duffie	OL	6-5	300	Sr.-4L	Humble, Texas (Summer Creek)
74	Alex Key	OL	6-3	299	Fr.-RS	Derby, Kan. (Derby)
75	Sam Hecht	OL	6-4	285	So.-1L	Shawnee, Kan. (Mill Valley)
76	Brock Woolf	OL	6-5	287	Fr.-HS^	Brewster, Kan. (Brewster)
77	Carver Willis	OL	6-5	291	Jr.-2L	Durango, Colo. (Durango)
78	John Pastore	OL	6-6	294	Fr.-RS	Erie, Colo. (Erie)
79	Devin Vass	OL	6-6	285	Fr.-HS^	Bartow, Fla. (Lakeland)
80	Ty Bowman	WR	6-5	224	Jr.-2L^	Chanute, Kan. (Chanute)
81	Andrew Metzger	TE	6-5	237	Fr.-HS^	Aurora, Colo. (Regis Jesuit)
82	Will Anciaux	TE	6-6	230	Fr.-HS^	Wichita, Kan. (Kapaun Mt. Carmel)
83	Will Swanson	TE	6-5	250	Jr.-2L^	Papillion, Neb. (La Vista South)
84	Isaac Koch	WR	6-1	196	Fr.-RS	Olathe, Kan. (Rockhurst)
85	Wesley Watson	WR	6-1	196	Fr.-HS^	College Station, Texas (A&M Consolidated)
86	Garrett Oakley	TE	6-5	230	Fr.-RS	Columbus, Neb. (Scotus Central Catholic)
87	Brayden Loftin	TE	6-4	232	Fr.-RS	Omaha, Neb. (Lewis Central [IA])
88	Erwin Nash	WR	6-3	213	Fr.-RS	Olathe, Kan. (Olathe South)
89	Erik Pizarro	WR	5-10	208	Sr.-1L	Rio Hondo, Texas (Lamar Univ.)
90	Donovan Rieman	DE	6-4	249	Fr.-RS	Enid, Okla. (Enid)
91	Jordan Allen	DE	6-4	250	Fr.-HS^	Olathe, Kan. (Olathe South)
92	Jevon Banks	DT	6-2	290	Jr.-TR^	Olive Branch, Miss. (Mississippi State Univ.)
93	Asher Tomaszewski	DT	6-4	290	Fr.-HS^	Schererville, Ind. (Mount Carmel [IL])
94	Titus Tuiasosopo	DT	6-0	322	So.-SQ	Manhattan, Kan. (Wamego)
95	George Traglia	DT	6-5	281	So.-TR^	Wichita, Kan. (Butler CC)
96	Leyton Simmering	K	6-0	169	Fr.-RS	Rosemount, Minn. (Rosemount)
97	Nate Matlack	DE	6-5	249	Jr.-2L^	Olathe, Kan. (Olathe East)
98	Chiddi Obiazor	DE	6-6	250	Fr.-HS^	Eden Prairie, Minn. (Eden Prairie)
99	Uso Seumalo	DT	6-3	340	Sr.-1L^	Maunaloa, Hawai'i (Garden City CC)

**NOTE:** Kansas State elected to advance players' classification even though the 2020 season did not affect eligibility. Those that wish to take advantage of the extra year will be listed as a senior again after their original eligibility would have been exhausted.

# Duplicate Number | ^ Redshirt Available | Roster as of August 25, 2023

## PRONUNCIATIONS

### PLAYERS

Will ANCIAUX.....	ann-SEE-OH
Mikey BERGERON.....	BUR-zhr-on
Drake BEQUEAITH.....	BECK-with
SHADRYON BLANKA.....	SHAD-run BLON-ka
Jack BLUMER.....	BLUE-mur
Evan CANTU.....	can-TOO
Michael CAPRIA.....	cuh-PREE-ah
Jet DINEEN.....	duh-NEEN
KHALID Duke.....	kuh-LID
Anthony FRIAS II.....	FREE-iss
Damian ILALIO.....	EE-lah-LEE-oh
DARELL Jones.....	duh-REL
Jacob KNUTH.....	kah-NOOTH
Adryan LARA.....	LAR-ah
Andrew LEINGANG.....	LANE-gang
XAVIER Loyd.....	ex-AIV-ee-ur
Matthew MASCHMEIER.....	MASH-my-er
Tyler NELOME.....	NELL-um
CHIDDI OBIAZOR.....	CHEE-dee oh-bee-EYE-zor
Mason OLGUIN.....	ole-GEEN
Tobi OSUNSANMI.....	oh-sun-SAH-me
John PASTORE.....	pass-TOR-ee
Taylor POITIER.....	por-tee-AY (long A)
Donovan RIEMAN.....	RYE-men
Austin ROMAIN.....	roe-MANE
Kam SALLIS.....	SALL-is
Drew SCHMELZLE.....	SHEMELLS-lee
USO SEUMALO.....	OO-soh SAY-oh-MALL-oo
MARQUIS SIGLE.....	mar-KEECE SEE-gull

Ben SINNOTT.....	SIN-it
Andrew SONNER.....	SAHN-er
NICKENDRE STIGER.....	nuh-KIN-dre STYE-gur
KANIJAL Thomas.....	kuh-NYE-gel
Asher TOMASZEWSKI.....	tom-uh-ZOO-ski
George TRAGLIA.....	TRAW-lee-ah
Titus TUIASOSOPO.....	TWO-ee-AH-so-SO-po
Rex VAN WYHE.....	VAN WHY

### COACHES

Chris KLIEMAN.....	KLY-men
Brian LEPACK.....	luh-PACK
Steve STANARD.....	STAN-urd
Mike TUIASOSOPO.....	TWO-ee-AH-so-SO-po

## ALPHABETICAL

NO	NAME	POS
30	Matthew Maschmeier	S
97	Nate Matlack	DE
20	Colby McCalister	S
35	Simon McClannan	K/P
9	Donovan McIntosh	CB
81	Andrew Metzger	TE
40	Gavin Meyers	LB
41	Austin Moore	LB
44	Christian Moore	TE
38	Brendan Mott	DE
88	Erwin Nash	WR
4	Tyler Nelome	CB
23	Asa Newsom	LB
86	Garrett Oakley	TE
98	Chiddi Obiazor	DE
45	Mason Olguin	LS
44	Tobi Osunsanmi	LB
57	Beau Palmer	LB
54	Hadley Panzer	OL
10	Jacob Parrish	CB
78	John Pastore	OL
19	VJ Payne	S
43	Jordan Perry	LB
89	Erik Pizarro	WR
42	Randen Plattner	LS
69	Taylor Poitier	OL
16	Seth Porter	WR
15	Shane Porter	WR
32	Desmond Purnell	LB
90	Donovan Rieman	DE
59	Gabe Roland	LB
45	Austin Romaine	LB
2	Jake Rubley	QB
7	Kam Sallis	S
2	Kobe Savage	S
39	Jordan Schippers	RB
49	Drew Schmelzle	DE
99	Uso Seumalo	DT
66	Sam Shields	OL
21	Marques Sigle	S
96	Leyton Simmering	K
34	Ben Sinnott	TE
37	Andrew Sonner	TE
12	Tre Spivey	WR
12	Nickendre Stiger	S
14	Tyson Struber	WR
47	Cody Stufflebean	DE
83	Will Swanson	TE
17	Chris Tennant	K
25	Kanijal Thomas	CB
93	Asher Tomaszewski	DT
95	George Traglia	DT
94	Titus Tuiasosopo	DT
28	Rex Van Wyhe	LB
79	Devin Vass	OL
9	Treshawn Ward	RB
85	Wesley Watson	WR
47	La'James White	RB
77	Carver Willis	OL
48	Zach Wittenberg	LB
76	Brock Woolf	OL
0	Jordan Wright	S



## HOW THE 2023 WILDCATS WERE BUILT

YEAR	HIGH SCHOOL SIGNEES	CC TRANSFERS	WALK-ONS	DIVISION I TRANSFERS
2018	OL Christian Duffie (Summer Creek) LB Daniel Green (Madison) OL KT Leveston (Midway)		P Jack Blumer (Marysville) WR Phillip Brooks (Lee's Summit West) OL Hayden Gillum (Plainville) LS Randen Plattner (Park Hill) WR Seth Porter (Clear Springs)	
2019	OL Cooper Beebe (Piper) DE Khalid Duke (Riverside Military Academy) CB Keenan Garber (Free State) OL Taylor Poitier (Bishop Miege)		DE Jace Friesen (Basehor-Linwood) TE Jake Huggins (West Forsyth) LB Austin Moore (Louisburg) DE Brendan Mott (Iowa City West)	
2020	QB Will Howard (Downingtown West) DE Nate Matlack (Olathe East) TE Christian Moore (Huntington Beach) OL Sam Shields (Manhattan) DE Cody Stufflebean (McPherson) TE Will Swanson (La Vista South) OL Carver Willis (Durango)		WR Ty Bowman (Chanute) S Max Marsh (Eaglecrest) S Matthew Maschmeier (Naperville North) LB Beau Palmer (Blue Valley) TE Ben Sinnott (Columbus Catholic)	RB Jordan Schippers (Western Illinois)
2021	WR RJ Garcia II (Berkeley Prep) RB DJ Giddens (Junction City) DT Damian Ilalio (Manhattan) CB Darell Jones (Field Kindley) OL Andrew Leingang (Century) OL Hadley Panzer (Lakin) LB Desmond Purnell (Hayden) QB Jake Rubley (Highlands Ranch)		S Trevor Erickson (Chapman) OL Sam Hecht (Mill Valley) S Trey Krause (Olathe West) WR Xavier Loyd (Blue Springs) WR Shane Porter (Clear Brook) DE Drew Schmelzle (Sabetha) TE Andrew Sonner (Olathe East) K Chris Tennant (Mill Valley) DT Titus Tuiasopopo (Wamego)	
2022	OL Drake Bequeaith (Grapevine) LB Jake Clifton (Owasso) QB Adryan Lara (Desert Edge) WR Sterling Lockett (Blue Valley) TE Brayden Loftin (Lewis Central) S Colby McCalister (Clear Brook) TE Garrett Oakley (Scotus Central Catholic) LB Tobi Osunsanmi (Wichita East) CB Jacob Parrish (Olathe North) OL John Pastore (Erie) S VJ Payne (Buford) LB Jordan Perry (Jefferson) DE Donovan Rieman (Enid) WR Tyson Struber (Canton-Galva)	RB Anthony Frias II (Modesto JC) CB Justice James (Tyler JC) LS Mason Olguin (Dodge City CC) S Kobe Savage (Tyler JC) DT Uso Seumalo (Garden City CC) S Nickendre Stiger (Butler CC) LB Zach Wittenberg (Butler CC) S Jordan Wright (Fullerton College)	LB Shadryon Blanka (St. Francis) RB Evan Cantu (Maize South) OL Michael Capria (Liberty) S Jet Dineen (Free State) S Joe Hall III (Manhattan) OL Alex Key (Derby) WR Isaac Koch (Rockhurst) LB Gavin Meyers (Hays) WR Erwin Nash (Olathe South) K Leyton Simmering (Rosemount)	WR Jadon Jackson (Ole Miss) WR Erik Pizarro (Lamar) RB La'James White (Air Force)
2023	DE Jordan Allen (Olathe South) TE Will Anciaux (Kapaun Mt. Carmel) OL Camden Beebe (Piper) WR Jayce Brown (Choctawhatchee) WR Andre Davis (Blue Valley) DE Ryan Davis (Sandra Day O'Connor) LB Collin Dunn (Hillcrest) S Jack Fabris (North Oconee) S Wesley Fair (Wichita Collegiate) OL Jackson Fullmer (Rocky Mountain) RB Joe Jackson (Ridge Community) QB Avery Johnson (Maize) CB Donovan McIntosh (St. Mary's) TE Andrew Metzger (Regis Jesuit) LB Asa Newsom (Waverly-Shell Rock) DE Chiddi Obiazor (Eden Prairie) LB Austin Romaine (Hillsboro) S Kam Sallis (Kennedale) WR Trey Spivey (Hamilton) CB Kanijal Thomas (Del City) DT Asher Tomaszewski (Mountain Carmel) OL Devin Vass (Lakeland) WR Wesley Watson (A&M Consolidated)	CB Daniel Cobbs (Tyler JC) LB Terry Kirksey Jr. (Hutchinson CC) CB Will Lee III (Iowa Western CC) LB George Traglia (Butler CC) LB Rex Van Wyhe (Iowa Central CC)	S Mikey Bergeron (Mill Valley) K/P Teagan Cobb (Rose Hill) CB Jayden Cook (Lincoln-Way East) CB Dre Delort (Manhattan) RB Trey Engram (Verona) TE Garrett Harstad (Loveland) P/K Simon McClannan (Millard South) LB Gabe Roland (Ponca City) OL Brock Woolf (Brewster)	DT Jevon Banks (Mississippi State) WR Keagan Johnson (Iowa) QB Jacob Knuth (Minnesota) CB Tyler Nelome (SEMO) S Marques Sigle (North Dakota State) RB Treshaun Ward (Florida State)





## OFFENSIVE CAREER STARTS

PLAYER	'19	'20	'21	'22	'23	TOT
Cooper Beebe.....	0	8	13	14	5	40
Phillip Brooks.....	1	4	12	14	5	36
Christian Duffie.....	0	8	13	14	0	35
KT Leveston.....	0	5	0	14	5	24
Ben Sinnott.....	—	0	2	14	5	21
Will Howard.....	—	7	3	5	5	20
Hayden Gillum.....	0	0	0	14	5	19
Hadley Panzer.....	—	—	0	13	5	18
Keagan Johnson*.....	—	—	9	0	0	9
Jadon Jackson^.....	0	1	3	0	4	8
Treshaun Ward^.....	0	0	0	6	0	6
DJ Giddens.....	—	—	—	0	5	5
Carver Willis.....	—	0	0	0	5	5
RJ Garcia II.....	—	—	0	0	4	4
Taylor Poitier.....	—	2	0	1	0	3
Garrett Oakley.....	—	—	—	—	1	1
Will Swanson.....	—	—	0	0	1	1

\* 2021-22 at Iowa

^ 2019-22 at Florida State

^ 2019-21 at Ole Miss

## DEFENSIVE CAREER STARTS

PLAYER	'19	'20	'21	'22	'23	TOT
Daniel Green.....	0	2	12	13	3	30
Khalid Duke.....	0	8	0	13	5	26
Austin Moore.....	—	0	1	14	5	20
Brendan Mott.....	—	0	0	10	5	15
Kobe Savage.....	—	—	—	10	5	15
Tyler Nelome*.....	—	1	0	8	0	9
VJ Payne.....	—	—	—	4	5	9
Nate Matlack.....	—	—	3	4	0	7
Desmond Purnell.....	—	—	—	1	5	6
Will Lee III.....	—	—	—	—	5	5
Jacob Parrish.....	—	—	—	0	4	4
Uso Seumalo.....	—	—	—	0	4	4
Marques Sigle^.....	—	0	0	0	4	4
Austin Romaine.....	—	—	—	—	2	2
Keenan Garber.....	0	0	0	0	1	1
Damian Ilalio.....	—	—	—	0	1	1
Colby McCalister.....	—	—	—	—	1	1

\* 2020-22 at SEMO

^ 2020-22 at North Dakota State

## CONSECUTIVE STARTS

PLAYER, POSITION	STARTS
Cooper Beebe, OL.....	37
Daniel Green, LB.....	26
Phillip Brooks, WR.....	26
Ben Sinnott, TE.....	20
Hayden Gillum, OL.....	19
KT Leveston, OL.....	19
Austin Moore, LB.....	19
Hadley Panzer, OL.....	18

Among games played (does not include missed games due to injury)

## OFFENSE

<b>WR</b>	0	Jadon Jackson	6-1	190	Sr.-1L	Centeron, Ark. (Univ. of Mississippi)
	or 10	Keagan Johnson	6-0	193	So.-TR	Bellevue, Neb. (Univ. of Iowa)
<b>LT</b>	70	KT Leveston	6-5	330	Sr.-4L	Waco, Texas (Midway)
	78	John Pastore	6-6	294	Fr.-RS	Erie, Colo. (Erie)
<b>LG</b>	50	Cooper Beebe	6-4	335	Sr.-3L	Kansas City, Kan. (Piper)
	56	Andrew Leingang	6-5	306	So.-1L	Bismarck, N.D. (Century)
<b>C</b>	55	Hayden Gillum	6-3	300	Sr.-3L	Plainville, Kan. (Plainville)
	75	Sam Hecht	6-4	285	So.-1L	Shawnee, Kan. (Mill Valley)
<b>RG</b>	54	Hadley Panzer	6-4	303	Jr.-2L	Lakin, Kan. (Lakin)
	or 69	Taylor Poitier	6-3	291	Sr.-1L	Kansas City, Kan. (Bishop Miege)
<b>RT</b>	73	Christian Duffie	6-5	300	Sr.-4L	Humble, Texas (Summer Creek)
	or 77	Carver Willis	6-5	291	Jr.-2L	Durango, Colo. (Durango)
<b>TE</b>	83	Will Swanson	6-5	250	Jr.-2L	Papillion, Neb. (La Vista South)
	or 86	Garrett Oakley	6-5	230	Fr.-RS	Columbus, Neb. (Scotus Central Catholic)
<b>QB</b>	18	Will Howard	6-5	242	Sr.-3L	Downingtown, Pa. (Downingtown West)
	5	Avery Johnson	6-2	188	Fr.-HS	Wichita, Kan. (Maize)
<b>FB</b>	2	Jake Rubley	6-3	217	So.-1L	Highlands Ranch, Colo. (Highlands Ranch)
	34	Ben Sinnott	6-4	245	Jr.-2L	Waterloo, Iowa (Columbus Catholic)
<b>RB</b>	44	Christian Moore	6-2	237	Jr.-3L	Huntington Beach, Calif. (Huntington Beach)
	31	DJ Giddens	6-1	212	So.-1L	Junction City, Kan. (Junction City)
<b>WR</b>	or 9	Treshaun Ward	5-10	194	Sr.-TR	Plant City, Fla. (Florida State Univ.)
	26	Anthony Frias II	5-10	212	So.-RS	Turlock, Calif. (Modesto JC)
<b>WR</b>	8	Phillip Brooks	5-8	171	Sr.-4L	Lee's Summit, Mo. (Lee's Summit West)
	16	Seth Porter	5-8	170	Sr.-4L	Friendswood, Texas (Clear Spring)
<b>WR</b>	or 1	Jayce Brown	5-11	174	Fr.-HS	Fort Walton Beach, Fla. (Choctawhatchee)
	3	RJ Garcia II	6-0	176	So.-1L	Land O' Lakes, Fla. (Berkeley Prep)
<b>WR</b>	13	Xavier Loyd	6-2	191	So.-SQ	Blue Springs, Mo. (Blue Springs)









## DEFENSE

<b>DE</b>	29	Khalid Duke	6-4	246	Sr.-4L	Atlanta, Ga. (Riverside Military Academy)
	97	Nate Matlack	6-5	249	Jr.-2L	Olathe, Kan. (Olathe East)
<b>DT</b>	99	Uso Seumalo	6-3	340	Sr.-1L	Maunaloa, Hawai'i (Garden City CC)
	or 56	Damian Ilalio	6-1	296	So.-1L	Manhattan, Kan. (Manhattan)
<b>DE</b>	or 92	Jevon Banks	6-2	290	Jr.-TR	Olive Branch, Miss (Mississippi State Univ.)
	38	Brendan Mott	6-5	244	Sr.-1L	Iowa City, Iowa (Iowa City West)
<b>SLB</b>	47	Cody Stufflebean	6-4	257	Jr.-1L	McPherson, Kan. (McPherson)
	32	Desmond Purnell	5-11	224	So.-1L	Topeka, Kan. (Hayden)
<b>MLB</b>	44	Tobi Osunsanmi	6-3	233	Fr.-RS	Wichita, Kan. (Wichita East)
	45	Austin Romaine	6-2	238	Fr.-HS	Hillsboro, Mo. (Hillsboro)
<b>WLB</b>	57	Beau Palmer	6-2	230	Jr.-1L	Overland Park, Kan. (Blue Valley)
	41	Austin Moore	6-1	219	Sr.-3L	Louisburg, Kan. (Louisburg)
<b>CB</b>	31	Jake Clifton	6-2	222	So.-1L	Owasso, Okla. (Owasso)
	10	Jacob Parrish	5-10	183	So.-1L	Olathe, Kan. (Olathe North)
<b>SS</b>	or 5	Justice James	5-10	199	Jr.-RS	West Columbia, Texas (Tyler JC)
	19	VJ Payne	6-3	200	So.-1L	Gainesville, Ga. (Buford)
<b>JS</b>	20	Colby McCalister	5-10	193	Fr.-RS	Houston, Texas (Clear Brook)
	2	Kobe Savage	5-11	207	Sr.-1L	Paris, Texas (Tyler JC)
<b>FS</b>	12	Nickendre Stiger	5-10	181	Jr.-RS	Wichita, Kan. (Butler CC)
	21	Marques Sigle	5-11	197	Jr.-TR	Omaha, Neb. (North Dakota State Univ.)
<b>CB</b>	30	Matthew Maschmeier	6-0	209	Jr.-1L	Lisle, Ill. (Naperville North)
	1	Keenan Garber	6-0	184	Sr.-3L	Lawrence, Kan. (Free State)
<b>CB</b>	0	Jordan Wright	5-11	178	Jr.-RS	Memphis, Tenn. (Fullerton College)

## SPECIALISTS

<b>FG</b>	17	Chris Tennant	6-5	222	Jr.-2L	Shawnee, Kan. (Mill Valley)
	96	Leyton Simmering	6-0	169	Fr.-RS	Rosemount, Minn. (Rosemount)
<b>HLD</b>	or 35	Simon McClannan	5-11	177	Fr.-HS	Omaha, Neb. (Millard South)
	43	Jack Blumer	6-3	203	Sr.-3L	Marysville, Kan. (Marysville)
<b>SNP</b>	16	Seth Porter	5-8	170	Sr.-4L	Friendswood, Texas (Clear Springs)
	42	Randen Plattner	6-3	241	Sr.-4L	Parkville, Mo. (Park Hill)
<b>P</b>	45	Mason Olguin	6-1	225	So.-RS	Edmond, Okla. (Dodge City CC)
	43	Jack Blumer	6-3	203	Sr.-3L	Marysville, Kan. (Marysville)
<b>KO</b>	35	Simon McClannan	5-11	177	Fr.-HS	Omaha, Neb. (Millard South)
	17	Chris Tennant	6-5	222	Jr.-2L	Shawnee, Kan. (Mill Valley)
<b>KR</b>	35	Simon McClannan	5-11	177	Fr.-HS	Omaha, Neb. (Millard South)
	8	Phillip Brooks	5-8	171	Sr.-4L	Lee's Summit, Mo. (Lee's Summit West)
<b>PR</b>	10	Keagan Johnson	6-0	193	So.-TR	Bellevue, Neb. (Univ. of Iowa)
	8	Phillip Brooks	5-8	171	Sr.-4L	Lee's Summit, Mo. (Lee's Summit West)
	16	Seth Porter	5-8	170	Sr.-4L	Friendswood, Texas (Clear Springs)



WR		<b>#0 Jadon Jackson</b> 6-1, 190, Sr.-1L Centeron, Ark. (Univ. of Mississippi)	<ul style="list-style-type: none"><li><b>LAST GAME:</b> 1 rec, 2 yds at Oklahoma State (10/6/23)</li><li>Has started 4 of the first 5 games and recorded the Wildcats' opening TD in the first 2 games.</li><li>Transferred from Ole Miss prior to the 2022 season.</li></ul>	<table><tr><th>Year</th><th>Rec.</th><th>Yds.</th><th>Avg</th><th>TD</th><th>LG</th></tr><tr><td>2023</td><td>14</td><td>181</td><td>12.9</td><td>2</td><td>40</td></tr><tr><td>CAR</td><td>31</td><td>368</td><td>11.9</td><td>3</td><td>40</td></tr></table> <b>Car. Highs:</b> Rec: 4; Yds: 77; TD: 1 <i>2019-21 at Ole Miss</i>	Year	Rec.	Yds.	Avg	TD	LG	2023	14	181	12.9	2	40	CAR	31	368	11.9	3	40
		Year	Rec.	Yds.	Avg	TD	LG															
2023	14	181	12.9	2	40																	
CAR	31	368	11.9	3	40																	
	<b>#10 Keagan Johnson</b> 6-0, 193, So.-TR Bellevue, Neb. (Univ. of Iowa)	<ul style="list-style-type: none"><li><b>LAST GAME:</b> 2 rec, 31 yds at Oklahoma State (10/6/23)</li><li>Has played in each of the last 4 games after missing the opener due to injury.</li><li>Transferred to K-State after spending the 2021 and 2022 seasons at Iowa.</li></ul>	<table><tr><th>Year</th><th>Rec.</th><th>Yds.</th><th>Avg</th><th>TD</th><th>LG</th></tr><tr><td>2023</td><td>8</td><td>73</td><td>9.1</td><td>0</td><td>20</td></tr><tr><td>CAR</td><td>28</td><td>436</td><td>15.6</td><td>2</td><td>49</td></tr></table> <b>Car. Highs:</b> Rec: 5; Yds: 92; TD: 1 <i>2021-22 at Iowa</i>	Year	Rec.	Yds.	Avg	TD	LG	2023	8	73	9.1	0	20	CAR	28	436	15.6	2	49	
Year	Rec.	Yds.	Avg	TD	LG																	
2023	8	73	9.1	0	20																	
CAR	28	436	15.6	2	49																	
LT		<b>#70 KT Leveston</b> 6-5, 330, Sr.-4L Waco, Texas (Midway)	<ul style="list-style-type: none"><li>Has started 19-straight games dating back to last year as he earned All-Big 12 honors in 2022.</li><li>A member of the 2023 Outland Trophy watch list.</li><li>Three-time First Team Academic All-Big 12 honoree.</li></ul>	<table><tr><th>Year</th><th>GP/GS</th></tr><tr><td>2023</td><td>5/5</td></tr><tr><td>CAR</td><td>43/24</td></tr></table>	Year	GP/GS	2023	5/5	CAR	43/24												
		Year	GP/GS																			
2023	5/5																					
CAR	43/24																					
	<b>#78 John Pastore (pass-TOR-ee)</b> 6-6, 294, Fr.-RS Erie, Colo. (Erie)	<ul style="list-style-type: none"><li>A redshirt FR who is in search of his first-career playing time.</li><li>Regarded as the 35th-best offensive guard and fourth-best overall player in the state of Colorado for the Class of 2022 by ESPN.</li><li>Helped lead Erie HS to a 13-1 record and trip to the state championship as a senior.</li></ul>	<table><tr><th>Year</th><th>GP/GS</th></tr><tr><td>2023</td><td>0/0</td></tr><tr><td>CAR</td><td>0/0</td></tr></table>	Year	GP/GS	2023	0/0	CAR	0/0													
Year	GP/GS																					
2023	0/0																					
CAR	0/0																					
LG		<b>#50 Cooper Beebe</b> 6-4, 335, Sr.-3L Kansas City, Kan. (Piper)	<ul style="list-style-type: none"><li>A career 40-game starter who needs 5 more starts to enter the top 5 among Wildcat OL since 1990.</li><li>Has seen time all over the OL through 5 games of 2023, playing at LG (243 snaps), RT (106 snaps) and LT (17 snaps).</li><li>On the 2023 watch lists for the Outland Trophy and Lombardi Award.</li></ul>	<table><tr><th>Year</th><th>GP/GS</th></tr><tr><td>2023</td><td>5/5</td></tr><tr><td>CAR</td><td>43/40</td></tr></table>	Year	GP/GS	2023	5/5	CAR	43/40												
		Year	GP/GS																			
2023	5/5																					
CAR	43/40																					
	<b>#56 Andrew Leingang (LANE-gang)</b> 6-5, 306, So.-1L Bismarck, N.D. (Century)	<ul style="list-style-type: none"><li>A versatile OL who saw snaps at both tackle positions, RG, an extra OL and a FB during his redshirt FR season of 2022.</li><li>Played as a reserve in the first 2 games this year at both LG and LT.</li><li>Saw action as a reserve OL in 2021 as he retrained his redshirt.</li></ul>	<table><tr><th>Year</th><th>GP/GS</th></tr><tr><td>2023</td><td>2/0</td></tr><tr><td>CAR</td><td>12/0</td></tr></table>	Year	GP/GS	2023	2/0	CAR	12/0													
Year	GP/GS																					
2023	2/0																					
CAR	12/0																					
C		<b>#55 Hayden Gillum</b> 6-3, 300, Sr.-3L Plainville, Kan. (Plainville)	<ul style="list-style-type: none"><li>A former walk-on who is in his 6th season of college football and has started each of the last 19 games at center.</li><li>A first-time start in 2022 who earned All-Big 12 Honorable Mention accolades.</li><li>Voted a team captain for the 2023 season.</li></ul>	<table><tr><th>Year</th><th>GP/GS</th></tr><tr><td>2023</td><td>5/5</td></tr><tr><td>CAR</td><td>39/19</td></tr></table>	Year	GP/GS	2023	5/5	CAR	39/19												
		Year	GP/GS																			
2023	5/5																					
CAR	39/19																					
	<b>#75 Sam Hecht</b> 6-4, 285, So.-1L Shawnee, Kan. (Mill Valley)	<ul style="list-style-type: none"><li>Has earned playing time on FG protection in all 5 games this year in addition to being a reserve center in the first 2 contests.</li><li>Saw time as both a reserve center and RG this season.</li><li>Played in 4 games during his redshirt FR season of 2022, seeing time as both a reserve center and RG.</li></ul>	<table><tr><th>Year</th><th>GP/GS</th></tr><tr><td>2023</td><td>5/0</td></tr><tr><td>CAR</td><td>9/0</td></tr></table>	Year	GP/GS	2023	5/0	CAR	9/0													
Year	GP/GS																					
2023	5/0																					
CAR	9/0																					
RG		<b>#54 Hadley Panzer</b> 6-4, 300, So.-1L Lakin, Kan. (Lakin)	<ul style="list-style-type: none"><li>Has started each of the last 18 games dating back to the 2nd game of 2022.</li><li>Played in all 14 games in 2022 with starts in each of the last 13 games at RG while he played in 9 games in 2021.</li><li>Earned 2022 First Team Academic All-Big 12 honors.</li></ul>	<table><tr><th>Year</th><th>GP/GS</th></tr><tr><td>2023</td><td>5/5</td></tr><tr><td>CAR</td><td>28/18</td></tr></table>	Year	GP/GS	2023	5/5	CAR	28/18												
		Year	GP/GS																			
2023	5/5																					
CAR	28/18																					
	<b>#69 Taylor Poitier (por-tee-AY [long A])</b> 6-3, 291, Jr.-1L Kansas City, Kan. (Bishop Miege)	<ul style="list-style-type: none"><li>Returning from season-ending injuries each of the last 2 seasons who has seen time on 159 snaps this year.</li><li>Was injured and out for the year in 2021 preseason camp, while he was lost for the year after starting the 2022 season opener.</li><li>Played in 4 games with 2 starts at RG as a redshirt FR during the 2020 season.</li></ul>	<table><tr><th>Year</th><th>GP/GS</th></tr><tr><td>2023</td><td>5/0</td></tr><tr><td>CAR</td><td>10/3</td></tr></table>	Year	GP/GS	2023	5/0	CAR	10/3													
Year	GP/GS																					
2023	5/0																					
CAR	10/3																					
RT		<b>#73 Christian Duffie</b> 6-5, 300, Sr.-4L Humble, Texas (Summer Creek)	<ul style="list-style-type: none"><li>Saw a starting streak of 35-straight games end against UCF as he has worked his way back from a preseason injury.</li><li>His 35 career starts put him 10 shy of entering the top five among Wildcat offensive linemen since 1990.</li><li>Saw action in a career-high 1,048 snaps last season.</li></ul>	<table><tr><th>Year</th><th>GP/GS</th></tr><tr><td>2023</td><td>2/0</td></tr><tr><td>CAR</td><td>41/35</td></tr></table>	Year	GP/GS	2023	2/0	CAR	41/35												
		Year	GP/GS																			
2023	2/0																					
CAR	41/35																					
	<b>#77 Carver Willis</b> 6-5, 291, Jr.-2L Durango, Colo. (Durango)	<ul style="list-style-type: none"><li>Has earned his first 5 career starts this season.</li><li>Has seen time in 16 career games, including 7 in 2022.</li><li>Saw action in 4 games, during his true FR season of 2020 and played both LT and RT in a reserve role last season..</li></ul>	<table><tr><th>Year</th><th>GP/GS</th></tr><tr><td>2023</td><td>5/5</td></tr><tr><td>CAR</td><td>16/5</td></tr></table>	Year	GP/GS	2023	5/5	CAR	16/5													
Year	GP/GS																					
2023	5/5																					
CAR	16/5																					
TE		<b>#83 Will Swanson</b> 6-5, 250, Jr.-2L Papillion, Neb. (La Vista South)	<ul style="list-style-type: none"><li><b>LAST GAME:</b> Played at Oklahoma State (10/6/23); No stats</li><li>Earned his first-career start in the Troy game.</li><li>Played in every game as a reserve TE and on special teams in 2022 and in the 2023 opener.</li></ul>	<table><tr><th>Year</th><th>Rec.</th><th>Yds.</th><th>Avg</th><th>TD</th><th>LG</th></tr><tr><td>2020</td><td>1</td><td>10</td><td>10.0</td><td>0</td><td>10</td></tr><tr><td>CAR</td><td>3</td><td>33</td><td>11.0</td><td>0</td><td>18</td></tr></table> <b>Car. Highs:</b> Rec: 2; Yds: 23	Year	Rec.	Yds.	Avg	TD	LG	2020	1	10	10.0	0	10	CAR	3	33	11.0	0	18
		Year	Rec.	Yds.	Avg	TD	LG															
2020	1	10	10.0	0	10																	
CAR	3	33	11.0	0	18																	
	<b>#86 Garrett Oakley</b> 6-5, 230, Fr.-RS Columbus, Neb. (Scotus Central Catholic)	<ul style="list-style-type: none"><li><b>LAST GAME:</b> Played at Oklahoma State (10/6/23); No stats</li><li>Saw his first-career action against UCF as he has worked back from a preseason injury.</li><li>Rated the 21st-best TE and the 6th-best player overall Nebraska for the Class of 2022 by ESPN.</li></ul>																				
QB		<b>#18 Will Howard</b> 6-5, 242, Sr.-3L Downingtown, Pa. (Downingtown West)	<ul style="list-style-type: none"><li><b>LAST GAME:</b> 15-for-34, 152 yds, TD, 3 INT; 10 rush, 104 yds, TD at Oklahoma State (10/6/23)</li><li>Ranks 7th nationally in points responsible for per game (19.6).</li><li>Ranks 24th nationally and tied for 3rd among QBs with 6 rushing TDs this year.</li></ul>	<table><tr><th>Year</th><th>Cpl-Att</th><th>Pct.</th><th>Yds</th><th>TD/INT</th></tr><tr><td>2023</td><td>106-173</td><td>61.3</td><td>1,224</td><td>9/7</td></tr><tr><td>CAR</td><td>345-595</td><td>58.0</td><td>4,367</td><td>33/22</td></tr></table> <b>Car. Highs:</b> Cpl: 27; Att: 42; Yds: 297; TD: 4; INT: 3	Year	Cpl-Att	Pct.	Yds	TD/INT	2023	106-173	61.3	1,224	9/7	CAR	345-595	58.0	4,367	33/22			
		Year	Cpl-Att	Pct.	Yds	TD/INT																
2023	106-173	61.3	1,224	9/7																		
CAR	345-595	58.0	4,367	33/22																		
	<b>#5 Avery Johnson</b> 6-2, 188, Fr.-HS Maize, Kan. (Maize)	<ul style="list-style-type: none"><li><b>LAST GAME:</b> 5 rush, 32 yds at Missouri (9/16/23)</li><li>Rated the top dual-threat QB in the Class of 2023 by Rivals.</li><li>Named the 2022 Kansas Gatorade Player of the Year and MaxPreps Kansas Player of the Year.</li></ul>	<table><tr><th>Year</th><th>Cpl-Att</th><th>Pct.</th><th>Yds</th><th>TD/INT</th></tr><tr><td>2023</td><td>3-4</td><td>75.0</td><td>55</td><td>0/0</td></tr><tr><td>CAR</td><td>3-4</td><td>75.0</td><td>55</td><td>0/0</td></tr></table> <b>Car. Highs:</b> Cpl: 3; Att: 5; Yds: 55	Year	Cpl-Att	Pct.	Yds	TD/INT	2023	3-4	75.0	55	0/0	CAR	3-4	75.0	55	0/0				
Year	Cpl-Att	Pct.	Yds	TD/INT																		
2023	3-4	75.0	55	0/0																		
CAR	3-4	75.0	55	0/0																		
FB		<b>#34 Ben Sinnott (SIN-it)</b> 6-4, 245, Jr.-2L Waterloo, Iowa (Columbus Catholic)	<ul style="list-style-type: none"><li><b>LAST GAME:</b> 4 rec, 39 yds, TD at Oklahoma State (10/6/23)</li><li>Ranks 5th nationally among FEs by averaging 57.2 receiving yds per game.</li><li>Ranks 2nd in school history in career rec TDs by a TE, while he is 5th in catches and 6th in yds.</li></ul>	<table><tr><th>Year</th><th>Rec.</th><th>Yds.</th><th>Avg</th><th>TD</th><th>LG</th></tr><tr><td>2023</td><td>20</td><td>286</td><td>14.3</td><td>3</td><td>40</td></tr><tr><td>CAR</td><td>53</td><td>748</td><td>14.1</td><td>7</td><td>40</td></tr></table> <b>Car. Highs:</b> Rec: 7; Yds: 100; TD: 2	Year	Rec.	Yds.	Avg	TD	LG	2023	20	286	14.3	3	40	CAR	53	748	14.1	7	40
		Year	Rec.	Yds.	Avg	TD	LG															
2023	20	286	14.3	3	40																	
CAR	53	748	14.1	7	40																	
	<b>#44 Christian Moore</b> 6-2, 237, Jr.-3L Huntington Beach, Calif. (Huntington Beach)	<ul style="list-style-type: none"><li><b>LAST GAME:</b> Played at Oklahoma State (10/6/23); No stats</li><li>Has played in each of the last 19 games as both a fullback and on special teams.</li><li>A First Team Academic All-Big 12 performer in both 2021 and 2022.</li></ul>	<table><tr><th>Year</th><th>Rec.</th><th>Yds.</th><th>Avg</th><th>TD</th><th>LG</th></tr><tr><td>2023</td><td>0</td><td>0</td><td>0.0</td><td>0</td><td>0</td></tr><tr><td>CAR</td><td>1</td><td>4</td><td>4.0</td><td>0</td><td>4</td></tr></table> <b>Car. Highs:</b> Rec: 4; Yds: 4	Year	Rec.	Yds.	Avg	TD	LG	2023	0	0	0.0	0	0	CAR	1	4	4.0	0	4	
Year	Rec.	Yds.	Avg	TD	LG																	
2023	0	0	0.0	0	0																	
CAR	1	4	4.0	0	4																	
RB		<b>#31 DJ Giddens</b> 6-1, 212, So.-1L Junction City, Kan. (Junction City)	<ul style="list-style-type: none"><li><b>LAST GAME:</b> 16 rush, 65 yds; 4 rec, 28 yds at Oklahoma State (10/6/23)</li><li>Produced the first 200-yd, 4-TD rushing game in school history vs. UCF.</li><li>Earned Doak Walker National RB of the Week honors after the UCF game.</li></ul>	<table><tr><th>Year</th><th>Att.</th><th>Yds.</th><th>Avg</th><th>TD</th><th>LG</th></tr><tr><td>2023</td><td>82</td><td>488</td><td>6.0</td><td>4</td><td>43</td></tr><tr><td>CAR</td><td>171</td><td>1,006</td><td>5.9</td><td>10</td><td>49</td></tr></table> <b>Car. Highs:</b> Att: 30; Yds: 207; TD: 4	Year	Att.	Yds.	Avg	TD	LG	2023	82	488	6.0	4	43	CAR	171	1,006	5.9	10	49
		Year	Att.	Yds.	Avg	TD	LG															
2023	82	488	6.0	4	43																	
CAR	171	1,006	5.9	10	49																	
	<b>#9 Treshaun Ward</b> 5-10, 194, Sr.-TR Plant City, Fla. (Florida State Univ.)	<ul style="list-style-type: none"><li><b>LAST GAME:</b> 9 rush, 59 yds, TD at Oklahoma State (10/6/23)</li><li>One of only 3 players nationally (along with Will Howard) with a pass, rec and rush TD this year.</li><li>A transfer from Florida State who is on the watch list for the 2023 Doak Walker Award.</li></ul>	<table><tr><th>Year</th><th>Att.</th><th>Yds.</th><th>Avg</th><th>TD</th><th>LG</th></tr><tr><td>2023</td><td>45</td><td>219</td><td>4.9</td><td>2</td><td>20</td></tr><tr><td>CAR</td><td>233</td><td>1,460</td><td>6.3</td><td>14</td><td>65</td></tr></table> <b>Car. Highs:</b> Att: 16; Yds: 127; TD: 2 <i>2019-22 at FSU</i>	Year	Att.	Yds.	Avg	TD	LG	2023	45	219	4.9	2	20	CAR	233	1,460	6.3	14	65	
Year	Att.	Yds.	Avg	TD	LG																	
2023	45	219	4.9	2	20																	
CAR	233	1,460	6.3	14	65																	
WR		<b>#8 Phillip Brooks</b> 5-8, 171, Sr.-4L Lee's Summit, Mo. (Lee's Summit West)	<ul style="list-style-type: none"><li><b>LAST GAME:</b> 3 rec, 50 yds at Oklahoma State (10/6/23)</li><li>Ranks 5th in school history in career catches and 10th in yds, one rec TDs shy of top 10.</li><li>One of only 2 players in Big 12 history with 1,000 rec yds, 800 KOR yds and 700 PR yds.</li></ul>	<table><tr><th>Year</th><th>Rec.</th><th>Yds.</th><th>Avg</th><th>TD</th><th>LG</th></tr><tr><td>2023</td><td>27</td><td>276</td><td>10.2</td><td>2</td><td>39</td></tr><tr><td>CAR</td><td>156</td><td>1,814</td><td>11.6</td><td>11</td><td>81</td></tr></table> <b>Car. Highs:</b> Rec: 7; Yds: 119; TD: 1	Year	Rec.	Yds.	Avg	TD	LG	2023	27	276	10.2	2	39	CAR	156	1,814	11.6	11	81
		Year	Rec.	Yds.	Avg	TD	LG															
2023	27	276	10.2	2	39																	
CAR	156	1,814	11.6	11	81																	
	<b>#16 Seth Porter</b> OR	<ul style="list-style-type: none"><li><b>PORTER'S LAST GAME:</b> Played at Oklahoma State (10/6/23); No stats</li></ul>	<table><tr><th>PORTER</th><th>Rec.</th><th>Yds.</th><th>Avg</th><th>TD</th><th>LG</th></tr><tr><td>2023</td><td>1</td><td>16</td><td>16.0</td><td>0</td><td>16</td></tr><tr><td>CAR</td><td>3</td><td>35</td><td>11.7</td><td>0</td><td>16</td></tr></table> <b>Car. Highs:</b> Rec: 1; Yds: 16	PORTER	Rec.	Yds.	Avg	TD	LG	2023	1	16	16.0	0	16	CAR	3	35	11.7	0	16	
PORTER	Rec.	Yds.	Avg	TD	LG																	
2023	1	16	16.0	0	16																	
CAR	3	35	11.7	0	16																	
	<b>#1 Jayce Brown</b>	<ul style="list-style-type: none"><li><b>BROWN'S LAST GAME:</b> Played vs. Troy (9/9/23); No stats</li><li><b>PORTER:</b> One of the top special teams player on the team who was voted a team captain.</li></ul>																				
WR		<b>#3 RJ Garcia II</b> 6-0, 176, So.-1L Tampa, Fla. (Berkeley Prep)	<ul style="list-style-type: none"><li><b>LAST GAME:</b> 1 rec, 2 yds at Oklahoma State (10/6/23)</li><li>Set career highs in catches and rec yds in his first-career start during the 2023 opener.</li><li>Also had a 25-yd TD catch in the Big 12 Championship.</li></ul>	<table><tr><th>Year</th><th>Rec.</th><th>Yds.</th><th>Avg</th><th>TD</th><th>LG</th></tr><tr><td>2023</td><td>11</td><td>170</td><td>15.5</td><td>1</td><td>44</td></tr><tr><td>CAR</td><td>19</td><td>246</td><td>12.9</td><td>2</td><td>44</td></tr></table> <b>Car. Highs:</b> Rec: 5; Yds: 119; TD: 1	Year	Rec.	Yds.	Avg	TD	LG	2023	11	170	15.5	1	44	CAR	19	246	12.9	2	44
		Year	Rec.	Yds.	Avg	TD	LG															
2023	11	170	15.5	1	44																	
CAR	19	246	12.9	2	44																	
	<b>#13 Xavier (ex-AYV-ee-ur) Loyd</b> 6-0, 193, So.-TR Bellevue, Neb. (Univ. of Iowa)	<ul style="list-style-type: none"><li><b>LAST GAME:</b> Played vs. UCF (9/23/23); No stats</li><li>Secured his first-career reception in the 2023 opener vs. SEMO.</li><li>Played vs. both Missouri and Texas as a reserve WR in 2022.</li></ul>	<table><tr><th>Year</th><th>Rec.</th><th>Yds.</th><th>Avg</th><th>TD</th><th>LG</th></tr><tr><td>2023</td><td>1</td><td>16</td><td>16.0</td><td>0</td><td>16</td></tr><tr><td>CAR</td><td>1</td><td>16</td><td>16.0</td><td>0</td><td>16</td></tr></table> <b>Car. Highs:</b> Rec: 1; Yds: 16	Year	Rec.	Yds.	Avg	TD	LG	2023	1	16	16.0	0	16	CAR	1	16	16.0	0	16	
Year	Rec.	Yds.	Avg	TD	LG																	
2023	1	16	16.0	0	16																	
CAR	1	16	16.0	0	16																	



DE		<b>#29 Khalid (kuh-LID) Duke</b> 6-4, 246, Sr.-4L Atlanta, Ga. (Riverside Military Academy)	<ul style="list-style-type: none"><li><b>LAST GAME:</b> 2 tackles at Oklahoma State (10/6/23)</li><li>Ranks 21st nationally and 4th in the Big 12 in sacks (0.8/gm).</li><li>Returning to DE after spending the last 2 seasons at LB.</li></ul>	<table><tr><th>Year</th><th>U-A-T</th><th>TFL-Yds.</th><th>Sk-Yds</th><th>INT</th><th>PD</th><th>F/R</th></tr><tr><td>2023</td><td>9-1-10</td><td>6-0-43</td><td>4-0-41</td><td>0</td><td>0</td><td>1/0</td></tr><tr><td>CAR</td><td>66-27-93</td><td>19-0-112</td><td>12-0-96</td><td>0</td><td>2</td><td>1/1</td></tr><tr><td>Car. Highs:</td><td>Tackles: 9</td><td>TFL: 3.0</td><td>Sacks: 3.0</td><td>PD: 1</td><td>FF: 1</td><td>FR: 1</td></tr></table>	Year	U-A-T	TFL-Yds.	Sk-Yds	INT	PD	F/R	2023	9-1-10	6-0-43	4-0-41	0	0	1/0	CAR	66-27-93	19-0-112	12-0-96	0	2	1/1	Car. Highs:	Tackles: 9	TFL: 3.0	Sacks: 3.0	PD: 1	FF: 1	FR: 1
	Year	U-A-T	TFL-Yds.	Sk-Yds	INT	PD	F/R																									
2023	9-1-10	6-0-43	4-0-41	0	0	1/0																										
CAR	66-27-93	19-0-112	12-0-96	0	2	1/1																										
Car. Highs:	Tackles: 9	TFL: 3.0	Sacks: 3.0	PD: 1	FF: 1	FR: 1																										
	<b>#97 Nate Matlack</b> 6-5, 249, Jr.-2L Olathe, Kan. (Olathe East)	<ul style="list-style-type: none"><li><b>LAST GAME:</b> 2 tackles, 0.5 TFL at Oklahoma State (10/6/23)</li><li>Played in all 14 games in 2022 despite being hampered by injuries the entire season.</li><li>A two-time First Team Academic All-Big 12 honoree.</li></ul>	<table><tr><th>Year</th><th>U-A-T</th><th>TFL-Yds.</th><th>Sk-Yds</th><th>INT</th><th>PD</th><th>F/R</th></tr><tr><td>2023</td><td>5-2-7</td><td>4-5-26</td><td>3-0-23</td><td>0</td><td>1</td><td>0/0</td></tr><tr><td>CAR</td><td>24-7-31</td><td>13-0-88</td><td>8-5-69</td><td>0</td><td>3</td><td>2/1</td></tr><tr><td>Car. Highs:</td><td>Tackles: 4</td><td>TFL: 2.0</td><td>Sacks: 1.0</td><td>PD: 1</td><td>FF: 1</td><td>FR: 1</td></tr></table>	Year	U-A-T	TFL-Yds.	Sk-Yds	INT	PD	F/R	2023	5-2-7	4-5-26	3-0-23	0	1	0/0	CAR	24-7-31	13-0-88	8-5-69	0	3	2/1	Car. Highs:	Tackles: 4	TFL: 2.0	Sacks: 1.0	PD: 1	FF: 1	FR: 1	
Year	U-A-T	TFL-Yds.	Sk-Yds	INT	PD	F/R																										
2023	5-2-7	4-5-26	3-0-23	0	1	0/0																										
CAR	24-7-31	13-0-88	8-5-69	0	3	2/1																										
Car. Highs:	Tackles: 4	TFL: 2.0	Sacks: 1.0	PD: 1	FF: 1	FR: 1																										
DT		<b>#99 Uso Seumalo (OO-soh SAY-oh-MALL-oo)</b> 6-3, 340, Sr.-1L Maunaloa, Hawai'i (Garden City CC)	<ul style="list-style-type: none"><li><b>LAST GAME:</b> 3 tackles at Oklahoma State (10/6/23)</li><li>Has played in all 5 games with his first 4 career starts in the last 4 games.</li><li>Serving as the starter in 2023 after seeing time in a limited role in 2022.</li></ul>	<table><tr><th>Year</th><th>U-A-T</th><th>TFL-Yds.</th><th>Sk-Yds</th><th>INT</th><th>PD</th><th>F/R</th></tr><tr><td>2023</td><td>4-6-10</td><td>1-5-5</td><td>1-5-5</td><td>0</td><td>0</td><td>0/1</td></tr><tr><td>CAR</td><td>8-7-15</td><td>3-5-8</td><td>1-5-5</td><td>0</td><td>2</td><td>0/1</td></tr><tr><td>Car. Highs:</td><td>Tackles: 2</td><td>TFL: 1.0</td><td>Sacks: 1.0</td><td>PD: 2</td><td>FF: 1</td><td>FR: 1</td></tr></table>	Year	U-A-T	TFL-Yds.	Sk-Yds	INT	PD	F/R	2023	4-6-10	1-5-5	1-5-5	0	0	0/1	CAR	8-7-15	3-5-8	1-5-5	0	2	0/1	Car. Highs:	Tackles: 2	TFL: 1.0	Sacks: 1.0	PD: 2	FF: 1	FR: 1
	Year	U-A-T	TFL-Yds.	Sk-Yds	INT	PD	F/R																									
2023	4-6-10	1-5-5	1-5-5	0	0	0/1																										
CAR	8-7-15	3-5-8	1-5-5	0	2	0/1																										
Car. Highs:	Tackles: 2	TFL: 1.0	Sacks: 1.0	PD: 2	FF: 1	FR: 1																										
	<b>#56 Damian Ilalio (EE-lah-LEE-oh)</b> OR <b>#92 Jevon Banks</b>	<ul style="list-style-type: none"><li><b>ILALIO'S LAST GAME:</b> 0.5 TFL at Oklahoma State (10/6/23)</li><li><b>ILALIO:</b> In for the stop on 4th and Goal inside the one-yard line in OT during the Big 12 Championship.</li><li><b>BANKS' LAST GAME:</b> Played at Oklahoma State (10/6/23); No stats</li></ul>	<table><tr><th>Year</th><th>U-A-T</th><th>TFL-Yds.</th><th>Sk-Yds</th><th>INT</th><th>PD</th><th>F/R</th></tr><tr><td>2023</td><td>1-2-3</td><td>1-0-3</td><td>0-5-2</td><td>0</td><td>0</td><td>0/0</td></tr><tr><td>CAR</td><td>3-2-5</td><td>1-0-3</td><td>0-5-2</td><td>0</td><td>0</td><td>0/0</td></tr><tr><td>Car. Highs:</td><td>Tackles: 2</td><td>TFL: 0.5</td><td>Sacks: 0.5</td><td></td><td></td><td></td></tr></table>	Year	U-A-T	TFL-Yds.	Sk-Yds	INT	PD	F/R	2023	1-2-3	1-0-3	0-5-2	0	0	0/0	CAR	3-2-5	1-0-3	0-5-2	0	0	0/0	Car. Highs:	Tackles: 2	TFL: 0.5	Sacks: 0.5				
Year	U-A-T	TFL-Yds.	Sk-Yds	INT	PD	F/R																										
2023	1-2-3	1-0-3	0-5-2	0	0	0/0																										
CAR	3-2-5	1-0-3	0-5-2	0	0	0/0																										
Car. Highs:	Tackles: 2	TFL: 0.5	Sacks: 0.5																													
DE		<b>#38 Brendan Mott</b> 6-5, 244, Sr.-1L Iowa City, Iowa (Iowa City West)	<ul style="list-style-type: none"><li><b>LAST GAME:</b> 4 tackles, TFL at Oklahoma State (10/6/23)</li><li>Played in every game with 10 starts in 2022, the first starts of his career.</li><li>Ranked 6th in the Big 12 in sacks last season.</li></ul>	<table><tr><th>Year</th><th>U-A-T</th><th>TFL-Yds.</th><th>Sk-Yds</th><th>INT</th><th>PD</th><th>F/R</th></tr><tr><td>2023</td><td>8-3-11</td><td>3-0-12</td><td>1-0-10</td><td>0</td><td>1</td><td>1/0</td></tr><tr><td>CAR</td><td>28-15-43</td><td>10-0-72</td><td>7-0-56</td><td>0</td><td>2</td><td>1/1</td></tr><tr><td>Car. Highs:</td><td>Tackles: 8</td><td>TFL: 3.0</td><td>Sacks: 3.0</td><td>PD: 1</td><td>FF: 1</td><td>FR: 1</td></tr></table>	Year	U-A-T	TFL-Yds.	Sk-Yds	INT	PD	F/R	2023	8-3-11	3-0-12	1-0-10	0	1	1/0	CAR	28-15-43	10-0-72	7-0-56	0	2	1/1	Car. Highs:	Tackles: 8	TFL: 3.0	Sacks: 3.0	PD: 1	FF: 1	FR: 1
	Year	U-A-T	TFL-Yds.	Sk-Yds	INT	PD	F/R																									
2023	8-3-11	3-0-12	1-0-10	0	1	1/0																										
CAR	28-15-43	10-0-72	7-0-56	0	2	1/1																										
Car. Highs:	Tackles: 8	TFL: 3.0	Sacks: 3.0	PD: 1	FF: 1	FR: 1																										
	<b>#47 Cody Stufflebean</b> 6-4, 257, Jr.-1L McPherson, Kan. (McPherson)	<ul style="list-style-type: none"><li><b>LAST GAME:</b> 2 tackles, 0.5 TFL at Oklahoma State (10/6/23)</li><li>Has seen action in each of the last 19 games as both a reserve DE and on special teams.</li><li>Transitioned from TE to DE at the end of the 2021 season.</li></ul>	<table><tr><th>Year</th><th>U-A-T</th><th>TFL-Yds.</th><th>Sk-Yds</th><th>INT</th><th>PD</th><th>F/R</th></tr><tr><td>2023</td><td>3-3-6</td><td>0-5-1</td><td>0-0-0</td><td>0</td><td>0</td><td>0/0</td></tr><tr><td>CAR</td><td>6-7-13</td><td>0-0-0</td><td>0-0-0</td><td>0</td><td>0</td><td>0/0</td></tr><tr><td>Car. Highs:</td><td>Tackles: 3</td><td>TFL: 0.5</td><td></td><td></td><td></td><td></td></tr></table>	Year	U-A-T	TFL-Yds.	Sk-Yds	INT	PD	F/R	2023	3-3-6	0-5-1	0-0-0	0	0	0/0	CAR	6-7-13	0-0-0	0-0-0	0	0	0/0	Car. Highs:	Tackles: 3	TFL: 0.5					
Year	U-A-T	TFL-Yds.	Sk-Yds	INT	PD	F/R																										
2023	3-3-6	0-5-1	0-0-0	0	0	0/0																										
CAR	6-7-13	0-0-0	0-0-0	0	0	0/0																										
Car. Highs:	Tackles: 3	TFL: 0.5																														
SLB		<b>#32 Desmond Purnell</b> 5-11, 224, So.-1L Topeka, Kan. (Hayden)	<ul style="list-style-type: none"><li><b>LAST GAME:</b> 2 tackles, 0.5 TFL at Oklahoma State (10/6/23)</li><li>Has played in each of the last 19 games with 6 starts, including the first 5 games of 2023.</li><li>Switched to LB in college after playing S in high school.</li></ul>	<table><tr><th>Year</th><th>U-A-T</th><th>TFL-Yds.</th><th>Sk-Yds</th><th>INT</th><th>PD</th><th>F/R</th></tr><tr><td>2023</td><td>12-6-18</td><td>1-5-2</td><td>0-0-0</td><td>0</td><td>1</td><td>1/0</td></tr><tr><td>CAR</td><td>21-18-39</td><td>2-5-2</td><td>0-0-0</td><td>0</td><td>3</td><td>1/1</td></tr><tr><td>Car. Highs:</td><td>Tackles: 7</td><td>TFL: 1.0</td><td>PD: 2</td><td>FF: 1</td><td>FR: 1</td><td></td></tr></table>	Year	U-A-T	TFL-Yds.	Sk-Yds	INT	PD	F/R	2023	12-6-18	1-5-2	0-0-0	0	1	1/0	CAR	21-18-39	2-5-2	0-0-0	0	3	1/1	Car. Highs:	Tackles: 7	TFL: 1.0	PD: 2	FF: 1	FR: 1	
	Year	U-A-T	TFL-Yds.	Sk-Yds	INT	PD	F/R																									
2023	12-6-18	1-5-2	0-0-0	0	1	1/0																										
CAR	21-18-39	2-5-2	0-0-0	0	3	1/1																										
Car. Highs:	Tackles: 7	TFL: 1.0	PD: 2	FF: 1	FR: 1																											
	<b>#44 Tobi Osunsanmi (oh-sun-SAH-me)</b> 6-3, 233, Fr.-RS Wichita, Kan. (Wichita East)	<ul style="list-style-type: none"><li><b>LAST GAME:</b> 2 tackles at Oklahoma State (10/6/23)</li><li>Tallied the first sack of his career vs. Troy, one that forced a fumble that K-State recovered.</li><li>Played in 4 games last year as a true FR as he preserved his redshirt.</li></ul>	<table><tr><th>Year</th><th>U-A-T</th><th>TFL-Yds.</th><th>Sk-Yds</th><th>INT</th><th>PD</th><th>F/R</th></tr><tr><td>2023</td><td>4-0-4</td><td>1-0-12</td><td>1-0-12</td><td>0</td><td>0</td><td>1/0</td></tr><tr><td>CAR</td><td>5-1-6</td><td>1-0-12</td><td>1-0-12</td><td>0</td><td>0</td><td>1/0</td></tr><tr><td>Car. Highs:</td><td>Tackles: 2</td><td>TFL: 1.0</td><td>Sacks: 1.0</td><td>FF: 1</td><td></td><td></td></tr></table>	Year	U-A-T	TFL-Yds.	Sk-Yds	INT	PD	F/R	2023	4-0-4	1-0-12	1-0-12	0	0	1/0	CAR	5-1-6	1-0-12	1-0-12	0	0	1/0	Car. Highs:	Tackles: 2	TFL: 1.0	Sacks: 1.0	FF: 1			
Year	U-A-T	TFL-Yds.	Sk-Yds	INT	PD	F/R																										
2023	4-0-4	1-0-12	1-0-12	0	0	1/0																										
CAR	5-1-6	1-0-12	1-0-12	0	0	1/0																										
Car. Highs:	Tackles: 2	TFL: 1.0	Sacks: 1.0	FF: 1																												
MLB		<b>#45 Austin Romaine (roe-MANE)</b> 6-2, 238, Fr.-HS Hillsboro, Mo. (Hillsboro)	<ul style="list-style-type: none"><li><b>LAST GAME:</b> 6 tackles, TFL at Oklahoma State (10/6/23)</li><li>Recorded his first-career start vs. UCF, the first Wildcat true FR LB to start since 2010.</li><li>Regarded as the 49th-best inside linebacker in the Class of 2023 by ESPN.</li></ul>	<table><tr><th>Year</th><th>U-A-T</th><th>TFL-Yds.</th><th>Sk-Yds</th><th>INT</th><th>PD</th><th>F/R</th></tr><tr><td>2023</td><td>7-5-12</td><td>2-0-2</td><td>0-0-0</td><td>0</td><td>0</td><td>0/0</td></tr><tr><td>CAR</td><td>7-5-12</td><td>2-0-2</td><td>0-0-0</td><td>0</td><td>0</td><td>0/0</td></tr><tr><td>Car. Highs:</td><td>Tackles: 6</td><td>TFL: 1.0</td><td></td><td></td><td></td><td></td></tr></table>	Year	U-A-T	TFL-Yds.	Sk-Yds	INT	PD	F/R	2023	7-5-12	2-0-2	0-0-0	0	0	0/0	CAR	7-5-12	2-0-2	0-0-0	0	0	0/0	Car. Highs:	Tackles: 6	TFL: 1.0				
	Year	U-A-T	TFL-Yds.	Sk-Yds	INT	PD	F/R																									
2023	7-5-12	2-0-2	0-0-0	0	0	0/0																										
CAR	7-5-12	2-0-2	0-0-0	0	0	0/0																										
Car. Highs:	Tackles: 6	TFL: 1.0																														
	<b>#57 Beau Palmer</b> 6-2, 230, Jr.-1L Overland Park, Kan. (Blue Valley)	<ul style="list-style-type: none"><li><b>LAST GAME:</b> 3 tackles at Oklahoma State (10/6/23)</li><li>Set a career high with 3 tackles at Oklahoma State.</li><li>Uncle, Adam Helm, was a quarterback for K-State and lettered in 1998 and 1999</li></ul>	<table><tr><th>Year</th><th>U-A-T</th><th>TFL-Yds.</th><th>Sk-Yds</th><th>INT</th><th>PD</th><th>F/R</th></tr><tr><td>2023</td><td>6-2-8</td><td>1-0-2</td><td>0-0-0</td><td>0</td><td>0</td><td>0/0</td></tr><tr><td>CAR</td><td>10-2-12</td><td>1-0-2</td><td>0-0-0</td><td>0</td><td>0</td><td>0/0</td></tr><tr><td>Car. Highs:</td><td>Tackles: 3</td><td>TFL: 1.0</td><td></td><td></td><td></td><td></td></tr></table>	Year	U-A-T	TFL-Yds.	Sk-Yds	INT	PD	F/R	2023	6-2-8	1-0-2	0-0-0	0	0	0/0	CAR	10-2-12	1-0-2	0-0-0	0	0	0/0	Car. Highs:	Tackles: 3	TFL: 1.0					
Year	U-A-T	TFL-Yds.	Sk-Yds	INT	PD	F/R																										
2023	6-2-8	1-0-2	0-0-0	0	0	0/0																										
CAR	10-2-12	1-0-2	0-0-0	0	0	0/0																										
Car. Highs:	Tackles: 3	TFL: 1.0																														
WLB		<b>#41 Austin Moore</b> 6-1, 219, Sr.-3L Louisburg, Kan. (Louisburg)	<ul style="list-style-type: none"><li><b>LAST GAME:</b> 8 tackles, 0.5 TFL at Oklahoma State (10/6/23)</li><li>Ranks 12th nationally and 3rd in the Big 12 in TFLs (1.5/gm).</li><li>Has at least 1.0 TFL in 6 of the last 8 games dating back to last year.</li></ul>	<table><tr><th>Year</th><th>U-A-T</th><th>TFL-Yds.</th><th>Sk-Yds</th><th>INT</th><th>PD</th><th>F/R</th></tr><tr><td>2023</td><td>19-11-30</td><td>7-5-12</td><td>1-0-4</td><td>0</td><td>0</td><td>0/0</td></tr><tr><td>CAR</td><td>91-48-139</td><td>20-5-46</td><td>2-5-12</td><td>1</td><td>5</td><td>2/1</td></tr><tr><td>Car. Highs:</td><td>Tackles: 9</td><td>TFL: 3.0</td><td>Sacks: 1.0</td><td>INT: 1</td><td>PD: 2</td><td>FF: 1</td></tr></table>	Year	U-A-T	TFL-Yds.	Sk-Yds	INT	PD	F/R	2023	19-11-30	7-5-12	1-0-4	0	0	0/0	CAR	91-48-139	20-5-46	2-5-12	1	5	2/1	Car. Highs:	Tackles: 9	TFL: 3.0	Sacks: 1.0	INT: 1	PD: 2	FF: 1
	Year	U-A-T	TFL-Yds.	Sk-Yds	INT	PD	F/R																									
2023	19-11-30	7-5-12	1-0-4	0	0	0/0																										
CAR	91-48-139	20-5-46	2-5-12	1	5	2/1																										
Car. Highs:	Tackles: 9	TFL: 3.0	Sacks: 1.0	INT: 1	PD: 2	FF: 1																										
	<b>#31 Jake Clifton</b> 6-2, 222, So.-1L Owasso, Okla. (Owasso)	<ul style="list-style-type: none"><li><b>LAST GAME:</b> 4 tackles at Oklahoma State (10/6/23)</li><li>Can play all 3 LB positions and did so in a reserve role as a true FR in addition to special teams.</li><li>Viewed as the 85th-best OLB in the Class of 2022 by ESPN.</li></ul>	<table><tr><th>Year</th><th>U-A-T</th><th>TFL-Yds.</th><th>Sk-Yds</th><th>INT</th><th>PD</th><th>F/R</th></tr><tr><td>2023</td><td>4-2-6</td><td>0-0-0</td><td>0-0-0</td><td>0</td><td>0</td><td>0/0</td></tr><tr><td>CAR</td><td>14-4-18</td><td>0-0-0</td><td>0-0-0</td><td>0</td><td>0</td><td>0/0</td></tr><tr><td>Car. Highs:</td><td>Tackles: 4</td><td></td><td></td><td></td><td></td><td></td></tr></table>	Year	U-A-T	TFL-Yds.	Sk-Yds	INT	PD	F/R	2023	4-2-6	0-0-0	0-0-0	0	0	0/0	CAR	14-4-18	0-0-0	0-0-0	0	0	0/0	Car. Highs:	Tackles: 4						
Year	U-A-T	TFL-Yds.	Sk-Yds	INT	PD	F/R																										
2023	4-2-6	0-0-0	0-0-0	0	0	0/0																										
CAR	14-4-18	0-0-0	0-0-0	0	0	0/0																										
Car. Highs:	Tackles: 4																															
CB		<b>#10 Jacob Parrish</b> 5-10, 183, So.-1L Olathe, Kan. (Olathe North)	<ul style="list-style-type: none"><li><b>LAST GAME:</b> INT vs. UCF (9/23/23)</li><li>Ranks 7th nationally in passes defended (1.5/gm).</li><li>Has at least one PD in 6 of his last 8 games played dating back to 2022.</li></ul>	<table><tr><th>Year</th><th>U-A-T</th><th>TFL-Yds.</th><th>Sk-Yds</th><th>INT</th><th>PD</th><th>F/R</th></tr><tr><td>2023</td><td>9-1-10</td><td>0-0-0</td><td>0-0-0</td><td>1</td><td>6</td><td>0/0</td></tr><tr><td>CAR</td><td>20-4-24</td><td>0-0-0</td><td>0-0-0</td><td>1</td><td>9</td><td>0/1</td></tr><tr><td>Car. Highs:</td><td>Tackles: 4</td><td>INT: 1</td><td>PD: 2</td><td>FR: 1</td><td></td><td></td></tr></table>	Year	U-A-T	TFL-Yds.	Sk-Yds	INT	PD	F/R	2023	9-1-10	0-0-0	0-0-0	1	6	0/0	CAR	20-4-24	0-0-0	0-0-0	1	9	0/1	Car. Highs:	Tackles: 4	INT: 1	PD: 2	FR: 1		
	Year	U-A-T	TFL-Yds.	Sk-Yds	INT	PD	F/R																									
2023	9-1-10	0-0-0	0-0-0	1	6	0/0																										
CAR	20-4-24	0-0-0	0-0-0	1	9	0/1																										
Car. Highs:	Tackles: 4	INT: 1	PD: 2	FR: 1																												
	<b>#5 Justice James</b> 5-10, 199, Jr.-RS West Columbia, Texas (Tyler JC)	<ul style="list-style-type: none"><li><b>LAST GAME:</b> Played at Oklahoma State (10/6/23); No stats</li><li>Played on 40 defensive snaps at Oklahoma State, the most in his career.</li><li>Redshirted the 2022 season after arriving from Tyler JC.</li></ul>	<table><tr><th>Year</th><th>U-A-T</th><th>TFL-Yds.</th><th>Sk-Yds</th><th>INT</th><th>PD</th><th>F/R</th></tr><tr><td>2023</td><td>1-0-1</td><td>1-0-2</td><td>0-0-0</td><td>0</td><td>0</td><td>0/0</td></tr><tr><td>CAR</td><td>1-0-1</td><td>1-0-2</td><td>0-0-0</td><td>0</td><td>0</td><td>0/0</td></tr><tr><td>Car. Highs:</td><td>Tackles: 1</td><td>TFL: 1</td><td></td><td></td><td></td><td></td></tr></table>	Year	U-A-T	TFL-Yds.	Sk-Yds	INT	PD	F/R	2023	1-0-1	1-0-2	0-0-0	0	0	0/0	CAR	1-0-1	1-0-2	0-0-0	0	0	0/0	Car. Highs:	Tackles: 1	TFL: 1					
Year	U-A-T	TFL-Yds.	Sk-Yds	INT	PD	F/R																										
2023	1-0-1	1-0-2	0-0-0	0	0	0/0																										
CAR	1-0-1	1-0-2	0-0-0	0	0	0/0																										
Car. Highs:	Tackles: 1	TFL: 1																														
SS		<b>#19 VJ Payne</b> 6-3, 200, So.-1L Gainesville, Ga. (Buford)	<ul style="list-style-type: none"><li><b>LAST GAME:</b> 6 tackles, TFL at Oklahoma State (10/6/23)</li><li>Has played in every game with 9 starts over his first 2 yrs of college football.</li><li>Started the 2022 season opener, the first Wildcat true FR to start an opener since 2006.</li></ul>	<table><tr><th>Year</th><th>U-A-T</th><th>TFL-Yds.</th><th>Sk-Yds</th><th>INT</th><th>PD</th><th>F/R</th></tr><tr><td>2023</td><td>14-4-18</td><td>2-0-5</td><td>0-0-0</td><td>0</td><td>1</td><td>0/1</td></tr><tr><td>CAR</td><td>32-13-45</td><td>3-0-9</td><td>1-0-4</td><td>0</td><td>1</td><td>0/1</td></tr><tr><td>Car. Highs:</td><td>Tackles: 10</td><td>TFL: 1.0</td><td>Sacks: 1.0</td><td>FR: 1</td><td></td><td></td></tr></table>	Year	U-A-T	TFL-Yds.	Sk-Yds	INT	PD	F/R	2023	14-4-18	2-0-5	0-0-0	0	1	0/1	CAR	32-13-45	3-0-9	1-0-4	0	1	0/1	Car. Highs:	Tackles: 10	TFL: 1.0	Sacks: 1.0	FR: 1		
	Year	U-A-T	TFL-Yds.	Sk-Yds	INT	PD	F/R																									
2023	14-4-18	2-0-5	0-0-0	0	1	0/1																										
CAR	32-13-45	3-0-9	1-0-4	0	1	0/1																										
Car. Highs:	Tackles: 10	TFL: 1.0	Sacks: 1.0	FR: 1																												
	<b>#20 Colby McCalister</b> 5-10, 193, Fr.-RS Houston, Texas (Clear Brook)	<ul style="list-style-type: none"><li><b>LAST GAME:</b> 1 tackle at Oklahoma State (10/6/23)</li><li>Redshirted the 2022 season before starting the 2023 season opener at FS.</li><li>Regarded as the 87th-best CB in the Class of 2022 by ESPN.</li></ul>	<table><tr><th>Year</th><th>U-A-T</th><th>TFL-Yds.</th><th>Sk-Yds</th><th>INT</th><th>PD</th><th>F/R</th></tr><tr><td>2023</td><td>5-1-6</td><td>0-5-1</td><td>0-0-0</td><td>0</td><td>0</td><td>0/0</td></tr><tr><td>CAR</td><td>5-1-6</td><td>0-5-1</td><td>0-0-0</td><td>0</td><td>0</td><td>0/0</td></tr><tr><td>Car. Highs:</td><td>Tackles: 3</td><td>TFL: 0.54</td><td></td><td></td><td></td><td></td></tr></table>	Year	U-A-T	TFL-Yds.	Sk-Yds	INT	PD	F/R	2023	5-1-6	0-5-1	0-0-0	0	0	0/0	CAR	5-1-6	0-5-1	0-0-0	0	0	0/0	Car. Highs:	Tackles: 3	TFL: 0.54					
Year	U-A-T	TFL-Yds.	Sk-Yds	INT	PD	F/R																										
2023	5-1-6	0-5-1	0-0-0	0	0	0/0																										
CAR	5-1-6	0-5-1	0-0-0	0	0	0/0																										
Car. Highs:	Tackles: 3	TFL: 0.54																														
JACK		<b>#2 Kobe Savage</b> 5-11, 207, Sr.-1L Paris, Texas (Tyler JC)	<ul style="list-style-type: none"><li><b>LAST GAME:</b> 8 tackles, 0.5 TFL at Oklahoma State (10/6/23)</li><li>Started the first 10 games of 2022 prior to a season-ending injury, but still earned All-Big 12 honors.</li><li>On the watch lists for the 2023 Bednarik Award, Nagurski Trophy and Thorpe Award.</li></ul>	<table><tr><th>Year</th><th>U-A-T</th><th>TFL-Yds.</th><th>Sk-Yds</th><th>INT</th><th>PD</th><th>F/R</th></tr><tr><td>2023</td><td>19-7-26</td><td>2-5-6</td><td>0-0-0</td><td>0</td><td>0</td><td>0/0</td></tr><tr><td>CAR</td><td>64-20-84</td><td>5-5-17</td><td>0-0-0</td><td>3</td><td>3</td><td>1/0</td></tr><tr><td>Car. Highs:</td><td>Tackles: 11</td><td>TFL: 1.0</td><td>INT: 1</td><td>PD: 1</td><td>FF: 1</td><td></td></tr></table>	Year	U-A-T	TFL-Yds.	Sk-Yds	INT	PD	F/R	2023	19-7-26	2-5-6	0-0-0	0	0	0/0	CAR	64-20-84	5-5-17	0-0-0	3	3	1/0	Car. Highs:	Tackles: 11	TFL: 1.0	INT: 1	PD: 1	FF: 1	
	Year	U-A-T	TFL-Yds.	Sk-Yds	INT	PD	F/R																									
2023	19-7-26	2-5-6	0-0-0	0	0	0/0																										
CAR	64-20-84	5-5-17	0-0-0	3	3	1/0																										
Car. Highs:	Tackles: 11	TFL: 1.0	INT: 1	PD: 1	FF: 1																											
	<b>#12 Nickendre Stiger (nuh-KIN-dre STYE-gur)</b> 5-10, 181, Jr.-RS Wichita, Kan. (Butler CC)	<ul style="list-style-type: none"><li><b>LAST GAME:</b> 1 tackle at West Virginia (11/19/22)</li><li>Played in 3 games in 2022 as he retained his redshirt.</li><li>Transferred in prior to the 2022 season from Butler CC where he earned all-conference honors.</li></ul>	<table><tr><th>Year</th><th>U-A-T</th><th>TFL-Yds.</th><th>Sk-Yds</th><th>INT</th><th>PD</th><th>F/R</th></tr><tr><td>2023</td><td>0-0-0</td><td>0-0-0</td><td>0-0-0</td><td>0</td><td>0</td><td>0/0</td></tr><tr><td>CAR</td><td>2-1-3</td><td>0-0-0</td><td>0-0-0</td><td>0</td><td>0</td><td>0/0</td></tr><tr><td>Car. Highs:</td><td>Tackles: 1</td><td></td><td></td><td></td><td></td><td></td></tr></table>	Year	U-A-T	TFL-Yds.	Sk-Yds	INT	PD	F/R	2023	0-0-0	0-0-0	0-0-0	0	0	0/0	CAR	2-1-3	0-0-0	0-0-0	0	0	0/0	Car. Highs:	Tackles: 1						
Year	U-A-T	TFL-Yds.	Sk-Yds	INT	PD	F/R																										
2023	0-0-0	0-0-0	0-0-0	0	0	0/0																										
CAR	2-1-3	0-0-0	0-0-0	0	0	0/0																										
Car. Highs:	Tackles: 1																															
FS		<b>#21 Marques Sigle (mar-KEECE SEE-gull)</b> 5-11, 197, Jr.-TR Omaha, Neb. (North Dakota St. Univ.)	<ul style="list-style-type: none"><li><b>LAST GAME:</b> 7 tackles, PD, Blocked FG at Oklahoma State (10/6/23)</li><li>Blocked a FG at OSU, the first by a Wildcat since the 2020 TCU game.</li><li>A transfer from North Dakota State who arrived prior to the start of 2023 spring practices.</li></ul>	<table><tr><th>Year</th><th>U-A-T</th><th>TFL-Yds.</th><th>Sk-Yds</th><th>INT</th><th>PD</th><th>F/R</th></tr><tr><td>2023</td><td>18-5-23</td><td>1-0-3</td><td>0-0-0</td><td>0</td><td>2</td><td>0/0</td></tr><tr><td>CAR</td><td>48-26-74</td><td>2-0-11</td><td>1-0-8</td><td>3</td><td>12</td><td>2/0</td></tr><tr><td>Car. Highs:</td><td>Tackles: 8</td><td>TFL: 1.0</td><td>Sacks: 1.0</td><td>INT: 1</td><td>PD: 1</td><td>FF: 1</td></tr></table>	Year	U-A-T	TFL-Yds.	Sk-Yds	INT	PD	F/R	2023	18-5-23	1-0-3	0-0-0	0	2	0/0	CAR	48-26-74	2-0-11	1-0-8	3	12	2/0	Car. Highs:	Tackles: 8	TFL: 1.0	Sacks: 1.0	INT: 1	PD: 1	FF: 1
	Year	U-A-T	TFL-Yds.	Sk-Yds	INT	PD	F/R																									
2023	18-5-23	1-0-3	0-0-0	0	2	0/0																										
CAR	48-26-74	2-0-11	1-0-8	3	12	2/0																										
Car. Highs:	Tackles: 8	TFL: 1.0	Sacks: 1.0	INT: 1	PD: 1	FF: 1																										
	<b>#30 Matthew Maschmeier (MASH-my-er)</b> 6-0, 209, Jr.-1L Lisle, Ill. (Naperville North)	<ul style="list-style-type: none"><li><b>LAST GAME:</b> Played at Oklahoma State (10/6/23); No Stats</li><li>Has played in each of the last 19 games dating back to last year.</li><li>Tied for 2nd on the team with 4 special teams tackles in 2022.</li></ul>	<table><tr><th>Year</th><th>U-A-T</th><th>TFL-Yds.</th><th>Sk-Yds</th><th>INT</th><th>PD</th><th>F/R</th></tr><tr><td>2023</td><td>1-0-1</td><td>0-0-0</td><td>0-0-0</td><td>0</td><td>0</td><td>0/0</td></tr><tr><td>CAR</td><td>5-3-8</td><td>0-0-0</td><td>0-0-0</td><td>0</td><td>0</td><td>0/0</td></tr><tr><td>Car. Highs:</td><td>Tackles: 2</td><td></td><td></td><td></td><td></td><td></td></tr></table>	Year	U-A-T	TFL-Yds.	Sk-Yds	INT	PD	F/R	2023	1-0-1	0-0-0	0-0-0	0	0	0/0	CAR	5-3-8	0-0-0	0-0-0	0	0	0/0	Car. Highs:	Tackles: 2						
Year	U-A-T	TFL-Yds.	Sk-Yds	INT	PD	F/R																										
2023	1-0-1	0-0-0	0-0-0	0	0	0/0																										
CAR	5-3-8	0-0-0	0-0-0	0	0	0/0																										
Car. Highs:	Tackles: 2																															
CB		<b>#1 Keenan Garber</b> 6-0, 184, Sr.-3L Lawrence, Kan. (Free State)	<ul style="list-style-type: none"><li><b>LAST GAME:</b> 2 tackles, TFL, PD at Oklahoma State (10/6/23)</li><li>Earned his first-career start at Oklahoma State where he had his first-career pass breakup.</li><li>Has played in 37 career games but switched from WR to CB for the 2022 Big 12 Championship.</li></ul>	<table><tr><th>Year</th><th>U-A-T</th><th>TFL-Yds.</th><th>Sk-Yds</th><th>INT</th><th>PD</th><th>F/R</th></tr><tr><td>2023</td><td>7-1-8</td><td>1-0-2</td><td>0-0-0</td><td>0</td><td>1</td><td>0/0</td></tr><tr><td>CAR</td><td>8-1-9</td><td>1-0-2</td><td>0-0-0</td><td>0</td><td>1</td><td>0/0</td></tr><tr><td>Car. Highs:</td><td>Tackles: 3</td><td>TFL: 1.0</td><td>PD: 1</td><td></td><td></td><td></td></tr></table>	Year	U-A-T	TFL-Yds.	Sk-Yds	INT	PD	F/R	2023	7-1-8	1-0-2	0-0-0	0	1	0/0	CAR	8-1-9	1-0-2	0-0-0	0	1	0/0	Car. Highs:	Tackles: 3	TFL: 1.0	PD: 1			
	Year	U-A-T	TFL-Yds.	Sk-Yds	INT	PD	F/R																									
2023	7-1-8	1-0-2	0-0-0	0	1	0/0																										
CAR	8-1-9	1-0-2	0-0-0	0	1	0/0																										
Car. Highs:	Tackles: 3	TFL: 1.0	PD: 1																													
	<b>#0 Jordan Wright</b> 5-11, 178, Jr.-RS Memphis, Tenn. (Fullerton College)	<ul style="list-style-type: none"><li><b>LAST GAME:</b> Played at Oklahoma State (10/6/23); No Stats</li><li>Redshirted the 2022 season and transitioned from CB to S during 2023 preseason camp.</li><li>Earned all-region and in 2021 at Fullerton after carding 21 tackles, 2.0 TFLs, 2 INTs and 10 PD.</li></ul>	<table><tr><th>Year</th><th>U-A-T</th><th>TFL-Yds.</th><th>Sk-Yds</th><th>INT</th><th>PD</th><th>F/R</th></tr><tr><td>2023</td><td>0-0-0</td><td>0-0-0</td><td>0-0-0</td><td>0</td><td>0</td><td>0/0</td></tr><tr><td>CAR</td><td>1-0-1</td><td>0-0-0</td><td>0-0-0</td><td>0</td><td>0</td><td>0/0</td></tr><tr><td>Car. Highs:</td><td>Tackles: 1</td><td></td><td></td><td></td><td></td><td></td></tr></table>	Year	U-A-T	TFL-Yds.	Sk-Yds	INT	PD	F/R	2023	0-0-0	0-0-0	0-0-0	0	0	0/0	CAR	1-0-1	0-0-0	0-0-0	0	0	0/0	Car. Highs:	Tackles: 1						
Year	U-A-T	TFL-Yds.	Sk-Yds	INT	PD	F/R																										
2023	0-0-0	0-0-0	0-0-0	0	0	0/0																										
CAR	1-0-1	0-0-0	0-0-0	0	0	0/0																										
Car. Highs:	Tackles: 1																															





FG		<b>#17 Chris Tennant</b> 6-5, 222, Jr.-2L Shawnee, Kan. (Mill Valley)	<ul style="list-style-type: none"><li><b>LAST GAME AT PK:</b> 1-for-1 XP at Oklahoma State (10/6/23)</li><li>Tied his career long with a 51-yd FG in the season opener vs. SEMO.</li><li>Served as the primary place kicker over the first 7 games of the 2022 season.</li></ul>	<table><tr><th>YEAR</th><th>FGM-A</th><th>Pct.</th><th>LG</th><th>XPM-A</th><th>Pct.</th></tr><tr><td>2023</td><td>4-6</td><td>66.7</td><td>51</td><td>20-21</td><td>95.2</td></tr><tr><td>CAR</td><td>18-28</td><td>64.3</td><td>51</td><td>59-62</td><td>95.2</td></tr></table> <b>Car. Highs:</b> FG: 3; XP: 6	YEAR	FGM-A	Pct.	LG	XPM-A	Pct.	2023	4-6	66.7	51	20-21	95.2	CAR	18-28	64.3	51	59-62	95.2
	YEAR	FGM-A	Pct.	LG	XPM-A	Pct.																
2023	4-6	66.7	51	20-21	95.2																	
CAR	18-28	64.3	51	59-62	95.2																	
	<b>#96 Leyton Simmering</b> OR	<ul style="list-style-type: none"><li><b>SIMMERING'S LAST GAME AT PK:</b> 1-for-1 XP vs. SEMO (9/2/23)</li><li><b>SIMMERING:</b> Rated the 23rd-best kicker in the Class of 2022 by National Kicking Rankings.</li><li><b>MCCLANNAN:</b> A true FR who was rated the 45th-best kicker in the Class of 2023 by Kohl's Kicking.</li></ul>	<table><tr><th>YEAR</th><th>FGM-A</th><th>Pct.</th><th>LG</th><th>XPM-A</th><th>Pct.</th></tr><tr><td>2023</td><td>0-0</td><td>0.0</td><td></td><td>1-1</td><td>100.0</td></tr><tr><td>CAR</td><td>0-0</td><td>0.0</td><td></td><td>1-1</td><td>100.0</td></tr></table> <b>Car. Highs:</b> XP: 1	YEAR	FGM-A	Pct.	LG	XPM-A	Pct.	2023	0-0	0.0		1-1	100.0	CAR	0-0	0.0		1-1	100.0	
YEAR	FGM-A	Pct.	LG	XPM-A	Pct.																	
2023	0-0	0.0		1-1	100.0																	
CAR	0-0	0.0		1-1	100.0																	
HLD		<b>#43 Jack Blumer (BLUE-mur)</b> 6-3, 203, Sr.-3L Marysville, Kan. (Marysville)	<ul style="list-style-type: none"><li>Has held for all FG and PAT attempts since the beginning of 2021.</li></ul>	<table><tr><th>Year</th><th>Games</th></tr><tr><td>2023</td><td>5</td></tr><tr><td>CAR</td><td>42</td></tr></table>	Year	Games	2023	5	CAR	42												
	Year	Games																				
2023	5																					
CAR	42																					
	<b>#16 Seth Porter</b> 5-8, 170, Sr.-4L Friendswood, Texas (Clear Springs)	<ul style="list-style-type: none"><li>Has not held during his time at K-State.</li></ul>	<table><tr><th>Year</th><th>Games</th></tr><tr><td>2023</td><td>5</td></tr><tr><td>CAR</td><td>53</td></tr></table>	Year	Games	2023	5	CAR	53													
Year	Games																					
2023	5																					
CAR	53																					
SNP		<b>#42 Randen Plattner</b> 6-3, 241, Sr.-4L Parkville, Mo. (Park Hill)	<ul style="list-style-type: none"><li>Has served as the primary long snapper for all punts and FG/XP attempts the last 2-plus years.</li><li>On the watch list for the 2023 Patrick Mannelly Long Snapper of the Year award after being a semifinalist last year.</li><li>Also served as the primary snapper for all FG/XP attempts during the 2019 and 2020 seasons.</li></ul>	<table><tr><th>Year</th><th>Games</th></tr><tr><td>2023</td><td>5</td></tr><tr><td>CAR</td><td>54</td></tr></table>	Year	Games	2023	5	CAR	54												
	Year	Games																				
2023	5																					
CAR	54																					
	<b>#45 Mason Olguin</b> 6-0, 225, So.-RS Edmond, Okla. (Dodge City CC)	<ul style="list-style-type: none"><li>Redshirted the 2022 season after transferring in from Dodge City CC.</li><li>Rated the No. 1 available transfer long snapper by Kohl's Snapping prior to the 2022 season.</li><li>An all-state linebacker in 2019 at Edmond Santa Fe HS.</li></ul>																				
P		<b>#43 Jack Blumer (BLUE-mur)</b> 6-3, 203, Sr.-3L Marysville, Kan. (Marysville)	<ul style="list-style-type: none"><li><b>LAST GAME PUNTING:</b> 4 punts, 48.5-yd avg, 1 in20 at Oklahoma State (10/6/23)</li><li>Serving as the primary punter for the first time in his career.</li><li>Split punting duties during the 2020 season, forcing 14 fair catches on 24 punts (58.3%).</li></ul>	<table><tr><th>Year</th><th>Punts</th><th>Yds.</th><th>Avg</th><th>LG</th><th>I20</th></tr><tr><td>2023</td><td>17</td><td>733</td><td>43.1</td><td>69</td><td>8</td></tr><tr><td>CAR</td><td>42</td><td>1,715</td><td>40.8</td><td>69</td><td>12</td></tr></table> <b>Car. Highs:</b> Punts: 5; Avg: 44.7; in20: 3	Year	Punts	Yds.	Avg	LG	I20	2023	17	733	43.1	69	8	CAR	42	1,715	40.8	69	12
	Year	Punts	Yds.	Avg	LG	I20																
2023	17	733	43.1	69	8																	
CAR	42	1,715	40.8	69	12																	
	<b>#34 Simon McClannan</b> 5-11, 177, Fr.-HS Omaha, Neb. (Millard South)	<ul style="list-style-type: none"><li>Rated the 23rd-best punter in the Class of 2023 by Kohl's Kicking.</li><li>Earned consecutive all-state honors from the <i>Lincoln Journal Star</i> as a HS junior and senior.</li></ul>																				
KO		<b>#17 Chris Tennant</b> 6-5, 222, Jr.-2L Shawnee, Kan. (Mill Valley)	<ul style="list-style-type: none"><li><b>LAST GAME AT KO:</b> 4 KO, 60.2-yd avg, TB at Oklahoma State (10/6/22)</li><li>Kicked off 167 times for a 58.9-yd avg with 112 touchbacks during his HS career.</li><li>Viewed as the 50th-best kicker in the nation for the Class of 2021 by Kohl's Kicking</li></ul>	<table><tr><th>Year</th><th>No.</th><th>Yards</th><th>Avg.</th><th>TB</th></tr><tr><td>2023</td><td>33</td><td>2,080</td><td>63.0</td><td>19</td></tr><tr><td>CAR</td><td>33</td><td>2,080</td><td>63.0</td><td>19</td></tr></table> <b>Car. Highs:</b> KO: 8; Avg: 65.0; TB: 6	Year	No.	Yards	Avg.	TB	2023	33	2,080	63.0	19	CAR	33	2,080	63.0	19			
	Year	No.	Yards	Avg.	TB																	
2023	33	2,080	63.0	19																		
CAR	33	2,080	63.0	19																		
	<b>#34 Simon McClannan</b> 5-11, 177, Fr.-HS Omaha, Neb. (Millard South)																					
KOR		<b>#8 Phillip Brooks</b> 5-8, 171, Sr.-4L Lee's Summit, Mo. (Lee's Summit West)	<ul style="list-style-type: none"><li><b>LAST GAME RETURNING:</b> 1 ret, 0 yds at Oklahoma State (10/6/23)</li><li>One of 2 active players with 1,000 rec yds, 800 KOR yds and 700 PR yds.</li><li>Ranks 5th nationally among active players with 1,556 career combined kick return yds (KOR and PR).</li></ul>	<table><tr><th>Year</th><th>Ret.</th><th>Yds.</th><th>Avg</th><th>TD</th><th>LG</th></tr><tr><td>2023</td><td>6</td><td>125</td><td>20.8</td><td>0</td><td>36</td></tr><tr><td>CAR</td><td>43</td><td>847</td><td>19.7</td><td>0</td><td>44</td></tr></table> <b>Car. Highs:</b> Ret: 4; Yds: 84	Year	Ret.	Yds.	Avg	TD	LG	2023	6	125	20.8	0	36	CAR	43	847	19.7	0	44
	Year	Ret.	Yds.	Avg	TD	LG																
2023	6	125	20.8	0	36																	
CAR	43	847	19.7	0	44																	
	<b>#10 Keagan Johnson</b> 6-0, 193, So.-TR Bellevue, Neb. (Univ. of Iowa)	<ul style="list-style-type: none"><li><b>LAST GAME RETURNING:</b> 1 ret, 19 yds vs. UCF (9/23/23)</li><li>Did not return any kickoffs during his 2 seasons at Iowa.</li><li>Returned 19 kickoffs for 371 yards (19.5-yd avg) over his final 3 prep seasons.</li></ul>	<table><tr><th>Year</th><th>Ret.</th><th>Yds.</th><th>Avg</th><th>TD</th><th>LG</th></tr><tr><td>2023</td><td>1</td><td>19</td><td>19.0</td><td>0</td><td>19</td></tr><tr><td>CAR</td><td>1</td><td>19</td><td>19.0</td><td>0</td><td>19</td></tr></table> <b>Car. Highs:</b> Ret: 1; Yds: 19	Year	Ret.	Yds.	Avg	TD	LG	2023	1	19	19.0	0	19	CAR	1	19	19.0	0	19	
Year	Ret.	Yds.	Avg	TD	LG																	
2023	1	19	19.0	0	19																	
CAR	1	19	19.0	0	19																	
PR		<b>#8 Phillip Brooks</b> 5-8, 171, Sr.-4L Lee's Summit, Mo. (Lee's Summit West)	<ul style="list-style-type: none"><li><b>LAST GAME RETURNING:</b> 1 ret, 0 yds at Oklahoma State (10/6/23)</li><li>Ranks 23rd nationally in punt return avg.</li><li>Leads all active players in career PR TD, while he ranks 3rd in both avg and yds.</li></ul>	<table><tr><th>Year</th><th>Ret.</th><th>Yds.</th><th>Avg</th><th>TD</th><th>LG</th></tr><tr><td>2023</td><td>7</td><td>68</td><td>9.7</td><td>0</td><td>29</td></tr><tr><td>CAR</td><td>51</td><td>709</td><td>13.9</td><td>4</td><td>76</td></tr></table> <b>Car. Highs:</b> Ret: 4; Yds: 189; TD: 2	Year	Ret.	Yds.	Avg	TD	LG	2023	7	68	9.7	0	29	CAR	51	709	13.9	4	76
	Year	Ret.	Yds.	Avg	TD	LG																
2023	7	68	9.7	0	29																	
CAR	51	709	13.9	4	76																	
	<b>#16 Seth Porter</b> 5-8, 170, Sr.-4L Friendswood, Texas (Clear Springs)	<ul style="list-style-type: none"><li><b>LAST GAME RETURNING:</b> 1 ret, 18 yds vs. Texas Tech (10/3/20)</li><li>One of his career punt-return attempts – 2020 vs. Texas Tech – was a blocked punt.</li></ul>	<table><tr><th>Year</th><th>Ret.</th><th>Yds.</th><th>Avg</th><th>TD</th><th>LG</th></tr><tr><td>2023</td><td>0</td><td>0</td><td>0.0</td><td>0</td><td>0</td></tr><tr><td>CAR</td><td>3</td><td>25</td><td>8.3</td><td>0</td><td>18</td></tr></table> <b>Car. Highs:</b> Ret: 1; Yds: 18	Year	Ret.	Yds.	Avg	TD	LG	2023	0	0	0.0	0	0	CAR	3	25	8.3	0	18	
Year	Ret.	Yds.	Avg	TD	LG																	
2023	0	0	0.0	0	0																	
CAR	3	25	8.3	0	18																	

## IN-SEASON BIRTHDAYS

Several Wildcats celebrate their birthdays during the 2023 regular season. Below is a list of those players and coaches in addition to the game days for reference.

### AUGUST

21 – Chiddi Obiazor (2004)  
22 – Jake Clifton (2003)  
26 – DJ Giddens (2003)

### SEPTEMBER

2 – SEMO  
3 – Austin Romaine (2004)  
5 – Leyton Simmering (2003)  
6 – Teagan Cobb (2004)

### TROY

12 – Jake Huggins (1998)  
13 – Keagan Johnson (2002)  
15 – Erik Pizarro (2000)  
16 – AT MISSOURI  
16 – Donovan McIntosh (2004)  
19 – Collin Klein

19 – Phillip Brooks (1999)

19 – Mason Olguin (2001)

### UCF

24 – Will Howard (2001)  
27 – Chris Klieman  
27 – Andrew Metzger (2004)  
29 – Devin Vass (2004)  
30 – Ryan Davis (2004)

### OCTOBER

1 – Christian Moore (2001)  
4 – Joe Jackson (2004)  
6 – AT OKLAHOMA STATE  
8 – Sterling Lockett (2003)  
8 – Wesley Fair (2004)  
9 – Jadon Jackson (2000)  
14 – AT TEXAS TECH

20 – Hayden Gillum (1999)

### TCU

27 – Camden Beebe (2004)  
28 – HOUSTON  
28 – KT Leveston (1999)  
29 – Jordan Perry (2003)  
30 – Brock Woolf (2004)

### NOVEMBER

2 – Avery Johnson (2004)  
4 – AT TEXAS  
5 – Will Anciaux (2004)  
8 – Buddy Wyatt  
11 – BAYLOR  
12 – Jevon Banks (2001)  
12 – Collin Dunn (2004)  
14 – Nickendre Stiger (2001)

14 – Andrew Leingang (2002)

14 – Evan Cantu (2003)

16 – Adryan Lara (2003)

### AT KANSAS

19 – Kam Sallis (2004)  
20 – Joe Hall III (2003)  
23 – Gavin Meyers (2003)  
25 – IOWA STATE  
25 – Garrett Harstad (2004)  
29 – Titus Tuiasosopo (2001)  
29 – Donovan Rieman (2003)  
30 – Brayden Loftin (2003)  
30 – Garrett Oakley (2003)



WILL HOWARD

6-5 • 242 • Sr.-3L

Downingtown, Pa. • Downingtown West

- ★ Davey O'Brien Award Great 8 (Troy)
- ★ Maxwell Award watch list
- ★ Davey O'Brien Award watch list
- ★ Johnny Unitas Golden Arm Award Top 25
- ★ Wuerffel Trophy watch list
- ★ Senior Bowl watch list

• Enters the week ranking 7th nationally and 2nd in the Big 12 in points responsible for (19.6 pts/gm), while he is 24th in rushing TDs.

• Tops in the Big 12 in scoring among non-kickers (8.8 pts/gm), while he ranks 6th in total offense (290.2 yds/gm).

• Rushed for 104 yds at OSU, the second 100-yd rushing game of his career.

• Set career highs in completions (27) and attempts (42) vs. UCF, the former being the most since Skylar Thompson had 29 completions vs. OU in 2021.

• Also tied a career high with 2 rush TDs vs. the Knights.

• Responsible for 5 TDs (3 pass/2 rush) vs. Troy as he was named to Davey O'Brien Award's Great 8 List.

• His 2 rush TDs tied a career high, while his 3 pass TDs was one shy of tying his career best and school record.

• Set a career high with 297 passing yds vs. SEMO.

• Passed for a TD, rushed for a TD and caught a TD pass all in the 2nd quarter vs. SEMO, the 6th time a Big 12 QB ever did all three in one game and the first since TCU's Kenny Hill vs. Stanford in 2017... Howard did all 3 in the 2nd quarter, the 2nd Big 12 QB to ever to do all 3 in one quarter (Nebraska's Eric Crouch vs. California in 1999).

• One of only 3 players in the nation with a pass TD, rush TD and rec TD this year, with one of the other players being K-State's Treshaun Ward.

• Became the first player in school history to throw for 250 yds in 4-straight games in a single season.

• Held a streak throwing multiple TD passes in 8-consecutive regular-season games, the longest streak by a Wildcat since at least 1982.

• Has started 20 career games, but earned the first opening game start of his career in the 2023 opener vs. SEMO.

• Ranks in the top 10 in school history in 5 career categories — which came be found on pg. 55 — while he sits 34 passing yds and 9 passing attempts away from entering the school's career top-10 list.

• One of just 5 QBs in school history with at least 1,000 passing yds in 3 different seasons, joining Lynn Dickey (1968-70), Carl Straw (1988-90), Josh Freeman (2006-08) and Skylar Thompson (2017-21).

• Voted a team captain for the 2023 season.

18

GAME HIGHS

COMPLETIONS

2023..... 27, vs. UCF (9/23)  
Career..... 27, vs. UCF (9/23/23)

ATTEMPTS

2023..... 42, vs. UCF (9/23)  
Career..... 42, vs. UCF (9/23/23)

PASSING YARDS

2023..... 297, vs. SEMO (9/2)  
Career..... 297, vs. SEMO (9/2/23)

PASSING TOUCHDOWNS

2023..... 3, twice  
Career..... 4, vs. Oklahoma State (10/29/22)

LONG PASS

2023..... 44, vs. SEMO (9/2)  
Career..... 80, vs. Kansas (11/26/22)

RUSHING ATTEMPTS

2023..... 10, twice  
Career..... 18, vs. Texas (12/5/20)

RUSHING YARDS

2023..... 104, at Oklahoma State (10/6)  
Career..... 125, vs. Oklahoma State (11/7/20)

RUSHING TOUCHDOWNS

2023..... 2, twice  
Career..... 2, three times

LONG RUSH

2023..... 70, at Oklahoma State (10/6)  
Career..... 80, at TCU (10/10/20)

PASSING	GP/S	Cmp-Att-Int	Yds	TD	Long	Perc.	Eff.	RUSHING	Att	Yds	TD	Long	Avg/C
2020	9/7	90-168-10	1,178	8	70	53.6	116.3		78	364	3	80	4.7
2021	6/3	30-55-1	332	1	68	54.5	107.6		32	184	4	71	5.8
2022	7/5	119-199-4	1,633	15	80	59.8	149.6		35	22	3	14	0.6
2023	5/5	106-173-7	1,224	9	44	61.3	129.8		38	227	6	70	6.0
<b>TOTAL</b>	<b>27/20</b>	<b>345-595-22</b>	<b>4,367</b>	<b>33</b>	<b>80</b>	<b>58.0</b>	<b>130.5</b>		<b>183</b>	<b>797</b>	<b>16</b>	<b>80</b>	<b>4.4</b>

HOWARD'S GAME-BY-GAME STATISTICS

2020	Opponent	Result	PASSING						RUSHING			
			C-A-I	Pct.	Yds	TD	Long	Eff	Att	Yds	TD	Long
Sept. 12	Arkansas State	L, 31-35	1-1-0	100.0	24	0	24	301.60	1	-1	0	0
Oct. 3	Texas Tech	W, 31-21	7-12-0	58.3	173	1	70	206.93	5	8	0	3
Oct. 10	at TCU*	W, 21-14	8-19-1	42.1	117	0	45	83.31	13	86	1	80
Oct. 24	Kansas*	W, 55-14	17-24-0	70.8	243	2	37	183.38	6	23	0	9
Oct. 31	at West Virginia*	L, 10-37	19-37-3	51.4	184	1	35	85.83	7	-9	0	6
Nov. 7	Oklahoma State*	L, 18-20	10-21-1	47.6	143	1	58	111.01	14	125	1	69
Nov. 21	at Iowa State*	L, 0-45	3-9-1	33.3	32	0	29	40.98	5	12	0	13
Nov. 28	at Baylor*	L, 31-32	9-18-2	50.0	88	1	49	87.18	9	41	1	24
Dec. 5	Texas*	L, 31-69	16-27-2	59.3	174	2	29	123.02	18	79	0	25
2021	Opponent	Result	C-A-I	Pct.	Yds	TD	Long	Eff	Att	Yds	TD	Long
Sept. 11	Southern Illinois	W, 31-23	8-17-1	47.1	76	0	21	72.8	8	9	1	7
Sept. 17	Nevada*	W, 38-17	7-10-0	70.0	123	1	68	206.3	12	56	2	19
Sept. 25	at Oklahoma State	L, 20-31	4-12-0	33.3	50	0	23	68.3	3	28	0	37
Nov. 6	at Kansas	W, 35-10	2-3-0	66.7	18	0	11	117.1	1	9	0	9
Nov. 26	at Texas*	L, 17-22	9-13-0	69.2	65	0	14	111.2	8	82	1	71
2022	Opponent	Result	C-A-I	Pct.	Yds	TD	Long	Eff	Att	Yds	TD	Long
Oct. 22	at TCU	L, 28-38	13-20-1	65.0	225	2	37	182.5	9	31	1	14
Oct. 29	Oklahoma State*	W, 48-0	21-37-0	56.8	296	4	41	159.6	5	3	0	1
Nov. 12	at Baylor	W, 31-3	19-27-0	70.4	196	3	23	168.0	2	6	0	8
Nov. 19	at West Virginia*	W, 48-31	19-27-1	70.4	294	2	43	178.9	4	6	1	13
Nov. 26	Kansas*	W, 47-27	11-21-0	52.4	213	2	80	169.0	4	2	0	6
Dec. 3	vs. TCU*	W, 31-28 (ot)	18-32-0	56.3	199	2	40	129.1	8	-3	1	8
Dec. 31	vs. Alabama*	L, 20-45	18-35-2	51.4	210	0	36	90.4	3	-23	0	0
2023	Opponent	Result	C-A-I	Pct.	Yds	TD	Long	Eff	Att	Yds	TD	Long
Sept. 2	SEMO*	W, 45-0	18-26-1	69.2	297	2	44	182.9	3	5	1	4
Sept. 9	Troy*	W, 42-13	21-32-1	65.6	250	3	40	155.9	8	33	2	15
Sept. 16	at Missouri*	L, 27-30	25-39-1	64.1	270	3	34	142.5	10	21	0	17
Sept. 23	UCF*	W, 44-31	27-42-1	64.3	255	0	24	110.5	7	64	2	31
Oct. 6	at Oklahoma State*	L, 21-29	15-34-3	44.1	152	1	29	73.7	10	104	1	70

\* Game Started



# COOPER BEEBE

6-4 • 335 • Sr.-3L • Kansas City, Kan. • Piper

- Has started 40 career games, needing 5 more starts to enter the top 5 among Wildcat offensive linemen since 1990.
- Has not surrendered a sack in his last 992 pass blocking plays dating back to the 2020 Iowa State contest, according to Pro Football Focus.
- Has played all over the line during the first 5 games of 2023, starting each game at LG (243 total snaps), while also seeing time at RT (106 snaps) and LT (17 snaps).
- One of the top interior offensive linemen in the nation during the 2022 season who started all 14 games at left guard.
- Named a 2022 First Team All-American by *The Athletic*, ESPN, FOX Sports and *Sporting News*, a Second Team All-American by the Associated Press, CBS Sports, Pro Football Focus and *USA TODAY*, and an Honorable Mention All-American by Phil Steele.
- Named the 2022 Big 12 Offensive Lineman of the Year by the league's coaches, while he was an All-Big 12 First Team selection by both the coaches and Associated Press for a second-straight season.
- Rated the 65th-best overall player in college football during the 2022 season by Pro Football Focus.
- Helped lead a 2022 offensive unit that ranked 15th nationally with 208.3 rushing yds/game, the Wildcats' best national ranking since 2003 (9th) and best mark since 2016 (231.8).
- Also helped K-State rank 3rd in school history in rushing yds/carry (5.12), 4th in total rushing yds (2,916) and 10th in rushing TDs (32) in 2022.
- The Wildcats also ranked 2nd in school history in total offensive yds (5,863) and 9th in offensive yds/play (6.12) last season.
- Did not surrender a sack during the 2022 season according to Pro Football Focus, while he was flagged for only one penalty all year, which came in the season opener against South Dakota.
- Also took snaps at left tackle and was a member of the Wildcats' punt coverage team during the 2022 campaign.
- Earned 2022 Academic All-District honors from College Sports Communicators in addition to First Team Academic All-Big 12 accolades, the latter being nominated with a perfect 4.0 GPA.
- Voted a team captain in both 2022 and 2023.

## BEEBE'S 2023 HONORS

- ★ Preseason All-American (Walter Camp, ESPN, *The Athletic*, Phil Steele, *Athlon*, 247Sports)
- ★ Outland Trophy watch list
- ★ Lombardi Award watch list
- ★ Senior Bowl watch list
- ★ Top 10 Big 12 Players for 2023 – No. 1 (On3)
- ★ Top 50 Players for 2023 – No. 16 (Pro Football Focus)
- ★ Top 100 Players for 2023 – No. 27 (ESPN, 247Sports)
- ★ Preseason All-Big 12 (media)







# BEN SINNOTT

6-4 • 245 • Jr.-2L • Waterloo, Iowa (Columbus Catholic)

- Has started each of the last 19 games dating back to the 2022 season opener.
- Ranks 5th nationally among TEs – and 3rd among Power 5 TEs – by averaging 57.2 rec yds/gm.
- Tied for 6th in the Big 12 overall and tied for first among TEs in TD catches.
- Hauled in 5 receptions for 100 yds in the season opener vs. SEMO, the first K-State TE with a 100-yd receiving game since Jeron Masturd at KU in 2006 (103 yds).
- Had a career-high 100 yds in the season opener vs. SEMO, bettering his previous career high of 89 yds last year at Baylor.
- Hauled in 2 TD passes at Missouri, the 2nd two-TD game of his career.
- Ranks 2nd in school history in career TD catches by a TE, trailing Henry Childs, who had 10 over the 1971-73 seasons.
- Ranks 5th in school history in career receptions by a TE.
- Ranks 6th in school history in career receiving yds catches by a TE, needing just 55 yds to move into the top 5.
- Started all 14 games in 2022, earning All-Big 12 First Team honors.
- Led all Big 12 TEs and ranked 4th nationally with a 14.4-yd receiving avg last year.
- Ranked 6th in school history in receiving yds by a TE and tied for 8th in receptions in 2022.
- Had 2 TD catches last year at Baylor, the first time a K-State TE had multiple TDs in a game since Jarrett Grosdidier vs. Indiana State in 1996.
- Had 7 receptions vs. the Bears, the most by a Wildcat TE since Rashaad Norwood also had 7 at Baylor in 2006.
- Originally came to K-State as a walk-on after playing multiple sports in high school, including hockey, golf, tennis, baseball and track.
- Prepped at the same high school that produced K-State head coach Chris Klieman.

## SINNOTT'S GAME-BY-GAME RECEIVING

Date	Opponent	No	Yds	TD	LG
9/18/21	NEVADA	1	11	0	11
1/4/22	vs. LSU*	1	4	0	4
9/3/22	SOUTH DAKOTA*	2	12	0	8
9/10/22	MISSOURI*	1	3	0	3
9/17/22	TULANE*	2	7	0	4
9/24/22	at Oklahoma*	4	80	0	27
10/1/22	TEXAS TECH*	1	6	0	6
10/8/22	at Iowa State*	1	5	0	5
10/29/22	OKLAHOMA STATE*	1	25	0	25
11/5/22	TEXAS*	3	44	0	20
11/12/22	at Baylor*	7	89	2	23
11/19/22	at West Virginia*	3	85	1	39
11/26/22	KANSAS*	1	11	0	11
12/3/22	vs. TCU*	2	32	1	26
12/31/22	vs. Alabama*	3	48	0	24
9/2/23	SEMO*	5	100	0	40
9/9/23	TROY*	1	5	0	5
9/16/23	at Missouri*	5	78	2	34
9/23/23	UCF*	5	64	0	22
10/6/23	at Oklahoma State*	4	39	1	29

\* denotes game started; ***Bold Italics*** denotes career high

## SINNOTT'S GAME-BY-GAME RUSHING

Date	Opponent	No	Yds	TD	LG
10/2/21	OKLAHOMA*	1	9	0	9
10/30/21	TCU	1	2	0	2
11/6/21	at Kansas	1	1	1	1

\* denotes game started; ***Bold Italics*** denotes career high

## SINNOTT'S CAREER RECEIVING STATS

YEAR	G/S	NO	YDS	AVG	TD	LG
2021	12/2	2	15	7.5	0	11
2022	14/14	31	447	14.4	4	39
2023	5/5	20	286	14.3	3	40
<b>TOTAL</b>	<b>31/21</b>	<b>53</b>	<b>748</b>	<b>14.1</b>	<b>7</b>	<b>40</b>

## SINNOTT'S CAREER RUSHING STATS

YEAR	G/S	NO	YDS	AVG	TD	LG
2021	12/2	3	12	4.0	1	9
<b>TOTAL</b>	<b>31/21</b>	<b>3</b>	<b>12</b>	<b>4.0</b>	<b>1</b>	<b>9</b>

## SINNOTT'S 2023 HONORS

- ★ John Mackey Award watch list
- ★ Senior Bowl watch list
- ★ Preseason All-Big 12 (media)





# PHILLIP BROOKS

5-8 • 171 • Sr.-4L • Lee's Summit, Mo. (Lee's Summit West)

- Playing in his 6th season of college football after seeing action in 4 games as a true FR in 2018 to retain his redshirt.
- Has played in 58 career games, believed to be the most in school history and ranks 6th nationally among active players.
- Enters the week ranked 23rd nationally in punt returns (9.7-yd avg) and 5th in the Big 12 in receptions per game (5.4).
- Tied a career high with 7 catches vs. Troy, while he had his first-career rush TD on a 2-yd end around.
- Totaled 178 all-purpose yds vs. Troy – the 2nd highest of his career – as he was named to the Paul Hornung Award honor roll.
- One of just 2 active players with 1,000 receiving yds, 800 kickoff-return yds and 600 punt-return yds in a career (Smoke Harris, Louisiana Tech).
- Ranks first nationally among active players in career punt-return TDs, while he is 3rd in both punt-return avg and punt-return yds... Also ranks first nationally among active players in non-offensive TDs, 5th in combined kick returns yds (KOR+PR – 1,556), 20th in all-purpose yds (3,474) and 25th in receptions.
- Ranks in the top 10 in school history in 8 categories (see pg. 55).
- Also close to the top 10 in career rec TDs (needs 1 TD), and kickoff return yds (needs 74 yds).
- One of only 2 players in Big 12 history with 1,000 receiving yds, 800 kickoff return yds and 700 punt return yds in a career (TCU's KaVontae Turpin).

## BROOKS' 2023 HONORS

- ★ Paul Hornung Award Honor Roll (Troy)
- ★ Paul Hornung Award watch list
- ★ Preseason All-American [pr] (*Athlon*)
- ★ Preseason All-Big 12 [kr/pr] (media)

## BROOKS' GAME-BY-GAME RECEIVING

Date	Opponent	No	Yds	TD	LG
8/31/19	NICHOLLS	3	18	0	8
9/14/19	at Mississippi State	2	5	0	7
9/28/19	at Oklahoma State	3	15	0	10
10/5/19	BAYLOR	7	69	0	18
10/26/19	OKLAHOMA	1	10	0	10
11/2/19	at Kansas	1	9	0	9
11/9/19	at Texas	2	25	0	16
11/16/19	WEST VIRGINIA	4	63	0	21
11/23/19	at Texas Tech	2	20	1	14
11/30/19	IOWA STATE*	1	19	0	19
9/12/20	ARKANSAS STATE	2	24	1	17
9/26/20	at Oklahoma	2	23	0	23
10/3/20	TEXAS TECH*	2	16	0	9
10/31/20	at West Virginia*	4	39	0	18
11/7/20	OKLAHOMA STATE	2	29	1	25
11/21/20	at Iowa State	1	22	0	22
11/28/20	at Baylor	1	3	0	3
12/5/20	TEXAS*	1	-1	0	0
9/4/21	vs. Stanford*	3	81	0	56
9/11/21	SOUTHERN ILLINOIS*	1	21	0	21
9/18/21	NEVADA*	5	28	0	12
9/25/21	at Oklahoma State	2	40	0	23
10/2/21	OKLAHOMA*	6	55	1	20
10/16/21	IOWA STATE*	3	54	1	40
10/23/21	at Texas Tech*	5	47	0	15
10/30/21	TCU*	2	44	0	37
11/13/21	WEST VIRGINIA*	5	62	0	23
11/20/21	BAYLOR*	4	33	0	18
11/25/21	at Texas*	2	9	0	11
1/4/22	vs. LSU*	5	69	0	34
9/10/22	MISSOURI*	3	57	0	28
9/17/22	TULANE*	1	6	0	6
9/24/22	at Oklahoma*	7	56	0	20
10/1/22	TEXAS TECH*	5	36	1	18
10/8/22	at Iowa State*	4	119	1	81
10/22/22	at TCU*	2	50	0	28
10/29/22	OKLAHOMA STATE*	2	41	1	31
11/5/22	TEXAS*	3	37	0	16
11/12/22	at Baylor*	2	17	0	12
11/19/22	at West Virginia*	4	38	0	19
11/26/22	KANSAS*	2	38	1	24
12/3/22	vs. TCU*	6	44	0	15
12/31/22	vs. Alabama	4	44	0	16
9/2/23	SEMO*	6	40	0	22
9/9/23	TROY*	7	94	1	39
9/16/23	at Missouri*	5	50	1	19
9/23/23	UCF*	6	42	0	13
10/6/23	at Oklahoma State*	3	50	0	25

\* denotes game started; **Bold Italics** denotes career high

## BROOKS' GAME-BY-GAME RUSHING

Date	Opponent	No	Yds	TD	LG
8/31/19	NICHOLLS	1	8	0	8
10/26/19	OKLAHOMA	1	-1	0	0
11/2/19	at Kansas	3	9	0	6
11/16/19	WEST VIRGINIA	1	6	0	6
12/31/19	vs. Navy	1	4	0	4
9/26/20	at Oklahoma	1	-8	0	0
10/10/20	at TCU*	1	12	0	12
11/7/20	OKLAHOMA STATE	2	14	0	12
12/5/20	TEXAS*	4	23	0	9
9/11/21	SOUTHERN ILLINOIS*	1	3	0	3
9/25/21	at Oklahoma State	1	0	0	0
11/25/21	at Texas*	1	-10	0	0
9/10/22	MISSOURI*	1	3	0	3
10/1/22	TEXAS TECH*	1	6	0	6
11/12/22	at Baylor*	1	16	0	16
12/3/22	vs. TCU*	1	4	0	4
9/9/23	TROY*	1	2	1	2
9/23/23	UCF*	1	2	0	2
10/6/23	at Oklahoma State*	2	11	0	9

\* denotes game started; **Bold Italics** denotes career high

## BROOKS' GAME-BY-GAME PUNT RETURN

Date	Opponent	No	Yds	TD	LG
11/17/18	TEXAS TECH	1	6	0	6
8/31/19	NICHOLLS	1	9	0	9
9/7/19	BOWLING GREEN	2	0	0	0
9/14/19	at Mississippi State	2	45	0	25
11/16/19	WEST VIRGINIA	1	0	0	0
11/30/19	IOWA STATE	1	0	0	0
12/31/19	vs. Navy	1	66	1	66
9/12/20	ARKANSAS STATE	2	17	0	17
10/10/20	at TCU	2	30	0	29
10/24/20	KANSAS	4	189	2	55
10/31/20	at West Virginia	2	15	0	8
11/7/20	OKLAHOMA STATE	1	10	0	10
9/4/21	vs. Stanford	2	9	0	7
9/25/21	at Oklahoma State	1	-4	0	0
10/30/21	TCU	2	4	0	4
11/6/21	at Kansas	2	50	0	28
11/13/21	WEST VIRGINIA	1	8	0	8
11/20/21	BAYLOR	1	0	0	0
1/4/22	vs. LSU	1	19	0	19
9/10/22	MISSOURI	1	76	1	76
10/1/22	TEXAS TECH	1	9	0	9
10/8/22	at Iowa State	1	0	0	0
10/29/22	OKLAHOMA STATE	3	53	0	33
11/5/22	TEXAS	1	7	0	7
11/12/22	at Baylor	2	13	0	13
11/19/22	at West Virginia	1	0	0	0
11/26/22	KANSAS	1	-5	0	0
12/3/22	vs. TCU	2	14	0	11
12/31/22	vs. Alabama	1	1	0	1
9/9/23	TROY	3	37	0	29
9/16/23	at Missouri	2	31	0	17
9/23/23	UCF	1	0	0	0
10/6/23	at Oklahoma State	1	0	0	0

**Bold Italics** denotes career high

## BROOKS' GAME-BY-GAME KICKOFF RETURN

Date	Opponent	No	Yds	TD	LG
11/10/18	KANSAS	1	12	0	12
11/17/18	TEXAS TECH	2	44	0	33
8/31/19	NICHOLLS	2	43	0	23
9/7/19	BOWLING GREEN	1	44	0	44
9/28/19	at Oklahoma State	4	76	0	24
10/26/19	OKLAHOMA	2	52	0	33
11/16/19	WEST VIRGINIA	1	11	0	11
11/23/19	at Texas Tech	1	26	0	26
12/31/19	vs. Navy	1	20	0	20
9/26/20	at Oklahoma	1	17	0	17
10/31/20	at West Virginia	2	31	0	16
11/21/20	at Iowa State	1	13	0	13
11/28/20	at Baylor	1	29	0	29
12/5/20	TEXAS	3	60	0	31
9/11/21	SOUTHERN ILLINOIS	1	31	0	31
11/6/21	at Kansas	1	7	0	7
11/25/21	at Texas	2	24	0	16
10/22/22	at TCU	2	48	0	41
12/3/22	vs. TCU	4	84	0	31
12/31/22	vs. Alabama	4	50	0	21



9/2/23	SEMO	1	33	0	33
9/9/23	TROY	2	45	0	23
9/16/23	at Missouri	1	36	0	36
9/23/23	UCF	1	-4	0	0
10/6/23	at Oklahoma State	1	15	0	15

**Bold Italics** denotes career high

### BROOKS' CAREER RECEIVING STATS

Year	G/S	No	Yds	Avg	TD	Lg
2019	12/1	26	253	9.7	1	21
2020	10/4	15	155	10.3	2	25
2021	13/12	43	543	12.6	2	56
2022	14/14	45	587	13.0	4	81
2023	5/5	27	276	10.2	2	39
<b>TOTAL</b>	<b>58/36</b>	<b>156</b>	<b>1,814</b>	<b>11.6</b>	<b>11</b>	<b>81</b>

### BROOKS' CAREER RUSHING STATS

Year	G/S	No	Yds	Avg	TD	Lg
2019	12/1	7	26	3.7	0	8
2020	10/4	8	41	5.1	0	12
2021	13/12	3	-7	-2.3	0	3
2022	14/14	4	29	7.3	0	16
2023	5/5	4	15	3.8	1	9
<b>TOTAL</b>	<b>58/36</b>	<b>26</b>	<b>104</b>	<b>4.0</b>	<b>1</b>	<b>16</b>

### BROOKS' CAREER PUNT RETURN STATS

Year	G	No	Yds	Avg	TD	Lg
2018	4	1	6	6.0	0	6
2019	12	8	120	15.0	1	66
2020	10	11	261	23.7	2	55
2021	13	10	86	8.6	0	28
2022	14	14	168	12.0	1	76
2023	5	7	68	9.7	0	29
<b>TOTAL</b>	<b>58</b>	<b>51</b>	<b>709</b>	<b>13.9</b>	<b>4</b>	<b>76</b>

### BROOKS' CAREER KICKOFF RETURN STATS

Year	G	No	Yds	Avg	TD	Lg
2018	4	3	56	18.7	0	33
2019	12	12	272	22.7	0	44
2020	10	8	150	18.8	0	31
2021	13	4	62	15.5	0	31
2022	14	10	182	18.2	0	41
2023	5	6	125	20.8	0	36
<b>TOTAL</b>	<b>58</b>	<b>43</b>	<b>847</b>	<b>19.7</b>	<b>0</b>	<b>44</b>



**JADON JACKSON**  
 WR • 6-1 • 190 • Sr.-1L  
 Centeron, Ark. • Univ. of Mississippi

- Has played in all 5 games with 4 starts.
- Opened the scoring in each of the first 2 games this year on a 33-yd TD vs. SEMO and a 9-yd TD vs. Troy, becoming the first Wildcat to have the first TD in each of the first 2 games of a season since Darren Sproles in 2003 vs. California and Troy.
- Played in 4 games last season, including the Sugar Bowl vs. Alabama.
- Saw action in 22 games with 4 starts at Ole Miss over 3 years.

### JACKSON'S GAME-BY-GAME STATS

Date	Opponent	No	Yds	TD	LG
9/28/19	at Alabama	1	28	1	28
10/5/19	VANDERBILT	1	28	0	28
11/2/19	at Auburn	1	6	0	6
11/9/19	NEW MEXICO STATE	2	25	0	15
12/19/20	at LSU	1	4	0	4
1/2/21	vs. Indiana*	4	38	0	21
10/2/21	at Alabama*	4	30	0	17
10/23/21	LSU*	1	12	0	12
12/31/22	vs. Alabama	2	16	0	10

9/2/23	SEMO*	2	38	1	33
9/9/23	TROY	4	77	1	40
9/16/23	at Missouri*	4	47	0	21
9/23/23	UCF*	3	17	0	12
10/6/23	at Oklahoma State	1	2	0	2

**2019-21 Seasons at Mississippi**

\* denotes game started; **Bold Italics** denotes career high

### JACKSON'S CAREER STATS

Year	G/S	No	Yds	Avg	TD	Lg
2019*	9/0	5	87	17.4	1	28
2020*	4/1	5	42	8.4	0	21
2021*	9/3	5	42	8.4	0	17
2022	4/0	2	16	8.0	0	10
2023	5/4	14	181	12.9	2	40
<b>TOTAL</b>	<b>31/8</b>	<b>31</b>	<b>368</b>	<b>11.9</b>	<b>3</b>	<b>40</b>

\* at Mississippi



**JORDAN WRIGHT**  
 S • 5-11 • 178 • Jr.-RS  
 Memphis, Tenn. • Fullerton College

- Has played in 4 games this season.
- Redshirted the 2022 season after transferring from Fullerton College.
- Earned all-conference honors in 2021 while at Fullerton.

### WRIGHT'S GAME-BY-GAME STATS

Date	Opponent	UA-AT-TT	TFL	SACK	INT	PD	F/R
12/31/22	vs. Alabama	1-0-1	0.0-0	0.0-0	0	0	0/0

**Bold Italics** denotes career high



**JAYCE BROWN**  
 WR • 5-11 • 174 • Fr.-HS  
 Fort Walton Beach, Fla. • Choctawhatchee

- One of 11 true FR to see action in the 2023 opener vs. SEMO, while he also played vs. Troy.
- A first team all-state pick as a senior from FloridaHSFootball.com.
- Father, Don, was selected in the 1985 MLB Draft by Cincinnati.
- Sister, Brittany, played basketball at Florida State and currently plays professionally overseas, while another sister, Gabby, played basketball at East Tennessee State and West Florida.

### BROWN'S GAME-BY-GAME STATS

Date	Opponent	No	Yds	TD	LG
9/2/23	SEMO	1	15	0	15

**Bold Italics** denotes career high



**KEENAN GARBER**  
 CB • 6-0 • 184 • Sr.-3L  
 Lawrence, Kan. • Lawrence

- Earned his first-career start at OSU, carding the first pass breakup and TFL of his career.
- Has played in 38 career games, spending the first 31 games of his career as a reserve WR before switching to CB for the 2022 Big 12 Championship and Sugar Bowl.
- Has contributed on special teams throughout his career.

### GARBER'S GAME-BY-GAME STATS

Date	Opponent	UA-AT-TT	TFL	SACK	INT	PD	F/R
12/3/22	vs. TCU	1-0-1	0.0-0	0.0-0	0	0	0/0
9/2/23	SEMO	2-0-2	0.0-0	0.0-0	0	0	0/0
9/16/23	at Missouri	2-1-3	0.0-0	0.0-0	0	0	0/0
9/23/23	UCF	1-0-1	0.0-0	0.0-0	0	0	0/0
10/6/23	at Oklahoma St.*	2-0-2	1.0-2	0.0-0	0	1	0/0

\* denotes game started; **Bold Italics** denotes career high

### GARBER'S CAREER STATS

Year	G/S	UA-AT-TT	TFL	SACK	INT	PD	F/R
2022	14/0	1-0-1	0.0-0	0.0-0	0	0	0/0
2023	5/1	7-1-8	1.0-2	0.0-0	0	1	0/0
<b>TOTAL</b>	<b>38/1</b>	<b>8-1-9</b>	<b>1.0-2</b>	<b>0.0-0</b>	<b>0</b>	<b>1</b>	<b>0/0</b>



**JAKE RUBLEY**  
 QB • 6-3 • 217 • So.-1L  
 Highlands Ranch, Colo. • Highlands Ranch

- Played in 4 games last year as a redshirt FR.
- Rated as the 25th-best overall prospect in the Class of 2021 by ESPN, while the organization also rated him the third-best pocket passer.
- Also regarded as the 12th-best pro-style QB by Rivals.

### RUBLEY'S GAME-BY-GAME PASSING

Date	Opponent	C-A-I	Yds	TD	LG
9/3/22	SOUTH DAKOTA	4-4-0	42	0	18
10/22/22	at TCU	0-1-1	0	0	0

**Bold Italics** denotes career high

### RUBLEY'S GAME-BY-GAME RUSHING

Date	Opponent	No	Yds	TD	LG
9/3/22	SOUTH DAKOTA	5	2	0	3
10/22/22	at TCU	1	0	0	0

**Bold Italics** denotes career high

### RUBLEY'S CAREER PASSING STATS

Year	G/S	C-A-I	Pct.	Yds	TD	Lg	Eff.
2022	4/0	4-5-1	80.0	42	0	18	110.6
<b>TOTAL</b>	<b>4/0</b>	<b>4-5-1</b>	<b>80.0</b>	<b>42</b>	<b>0</b>	<b>18</b>	<b>110.6</b>

### RUBLEY'S CAREER RUSHING STATS

Year	G/S	No	Yds	Avg	TD	LG
2022	4/0	6	2	0.3	0	3
<b>TOTAL</b>	<b>4/0</b>	<b>6</b>	<b>2</b>	<b>0.3</b>	<b>0</b>	<b>3</b>





2

**KOBE SAVAGE**S • 5-11 • 207 • Sr.-1L  
Paris, Texas • Tyler JC

- ★ Chuck Bednarik Award watch list
- ★ Bronko Nagurski Award watch list
- ★ Jim Thorpe Award watch list
- ★ Preseason All-Big 12 (media)

- Started the first 10 games of 2022 before an injury ended his season, while he has started every game this year.
- Ranks 8th nationally among active players with 4.27 solo tackles per game.
- Earned votes for the 2022 Big 12 Def. Newcomer of the Year award.
- Viewed as the 38th-best overall CC prospect and 5th-best CC safety in the Class of 2022 by ESPN.
- Voted a team captain for the 2023 season.

**SAVAGE'S GAME-BY-GAME STATS**

Date	Opponent	UA-AT-TT	TFL	SACK	INT	PD	F/R
9/3/22	SOUTH DAKOTA*	2-0-2	<b>1.0-4</b>	0.0-0	0	0	0/0
9/10/22	MISSOURI*	2-1-3	0.0-0	0.0-0	<b>1</b>	<b>1</b>	0/0
9/17/22	TULANE*	7-0-7	0.0-0	0.0-0	<b>1</b>	<b>1</b>	0/0
9/24/22	at Oklahoma*	<b>8-3-11</b>	0.0-0	0.0-0	0	0	0/0
10/1/22	TEXAS TECH*	<b>8-1-9</b>	<b>1.0-2</b>	0.0-0	0	0	<b>1/0</b>
10/8/22	at Iowa State*	4-1-5	0.0-0	0.0-0	0	0	0/0
10/22/22	at TCU*	3-3-6	0.0-0	0.0-0	0	0	0/0
10/29/22	OKLAHOMA STATE*	4-0-4	0.0-0	0.0-0	0	0	0/0
11/5/22	TEXAS*	5-3-8	<b>1.0-5</b>	0.0-0	0	0	0/0
11/12/22	at Baylor*	2-1-3	0.0-0	0.0-0	<b>1</b>	<b>1</b>	0/0
9/2/23	SEMO*	3-2-5	<b>1.0-1</b>	0.0-0	0	0	0/0
9/9/23	TROY*	2-1-3	0.0-0	0.0-0	0	0	0/0
9/16/23	at Missouri*	<b>8-0-8</b>	<b>1.0-4</b>	0.0-0	0	0	0/0
9/23/23	UCF*	2-0-2	0.0-0	0.0-0	0	0	0/0
10/6/23	at Oklahoma St.*	4-4-8	0.5-1	0.0-0	0	0	0/0

\* denotes game started; **Bold Italics** denotes career high**SAVAGE'S CAREER STATS**

Year	G/S	UA-AT-TT	TFL	SACK	INT	PD	F/R
2022	10/10	45-13-58	3.0-11	0.0-0	3	3	1/0
2023	5/5	19-7-26	2.5-6	0.0-0	0	0	0/0
<b>TOTAL</b>	<b>15/15</b>	<b>64-20-84</b>	<b>5.5-17</b>	<b>0.0-0</b>	<b>3</b>	<b>3</b>	<b>1/0</b>

3

**RJ GARCIA II**WR • 6-0 • 176 • So.-1L  
Tampa, Fla. • Berkeley Prep

- A young WR who saw action in every game in 2022, while he has played in every game this year with 4 starts.
- Set career highs in catches, yds and long catch vs. SEMO.
- Hauled in a 25-yd TD in the 3rd quarter of the 2022 Big 12 Championship to give K-State a 21-10 lead over No. 3 TCU.
- Also played basketball at Berkeley Prep under his dad, Renaldo Garcia, who was starting guard for the Florida basketball team, helping the Gators earn their first SEC Championship in 1989.

**GARCIA II'S GAME-BY-GAME RECEIVING**

Date	Opponent	No	Yds	TD	LG
11/6/21	at Kansas	1	6	0	6
9/3/22	SOUTH DAKOTA	1	17	0	17
9/24/22	at Oklahoma	1	7	0	7
11/5/22	TEXAS	2	9	0	6
11/12/22	at Baylor	1	10	0	10
12/3/22	vs. TCU	2	27	<b>1</b>	25
9/2/23	SEMO*	<b>5</b>	<b>119</b>	<b>1</b>	<b>44</b>
9/9/23	TROY*	3	31	0	11
9/16/23	at Missouri*	2	18	0	13
10/6/23	at Oklahoma State*	1	2	0	2

**Bold Italics** denotes career high**GARCIA II'S GAME-BY-GAME RUSHING**

Date	Opponent	No	Yds	TD	LG
11/6/21	at Kansas	<b>1</b>	<b>3</b>	0	<b>3</b>
11/13/21	WEST VIRGINIA	<b>1</b>	-3	0	0

**Bold Italics** denotes career high**GARCIA II'S CAREER RECEIVING STATS**

Year	G/S	NO	YDS	AVG	TD	LG
2021	3/0	1	6	6.0	0	6
2022	14/0	7	70	10.0	1	25
2023	5/4	11	170	15.5	1	44
<b>TOTAL</b>	<b>22/4</b>	<b>19</b>	<b>246</b>	<b>12.9</b>	<b>2</b>	<b>44</b>

**GARCIA II'S CAREER RUSHING STATS**


Year	G/S	NO	YDS	AVG	TD	LG
2021	3/0	2	0	0.0	0	3
<b>TOTAL</b>	<b>22/4</b>	<b>2</b>	<b>0</b>	<b>0.0</b>	<b>0</b>	<b>3</b>

**JUSTICE JAMES**CB • 5-10 • 199 • Jr.-RS  
West Columbia, Texas • Tyler JC

- Has seen action in 3 games this year, including a career-high 40 defensive snaps at OSU.
- Redshirted the 2022 season after transferring in from Tyler JC.
- Earned honorable mention all-conference honors as a sophomore at Tyler JC after totaling 36 tackles.
- Played at Tyler JC with current Wildcat safety **Kobe Savage**.

**JAMES' GAME-BY-GAME STATS**

Date	Opponent	UA-AT-TT	TFL	SACK	INT	PD	F/R
9/2/23	SEMO	<b>1-0-1</b>	<b>1.0-2</b>	0.0-0	0	0	0/0

**Bold Italics** denotes career high**AVERY JOHNSON**QB • 6-2 • 188 • Fr.-HS  
Wichita, Kan. • Maize

- Has played in 2 games as a reserve this season, which came in the season opener vs. SEMO and at Missouri.
- Came to K-State after being rated the 77th-best player overall in the Class of 2023 by ESPN and the top dual-threat QB by Rivals.
- The top player in the state of Kansas for the Class of 2023 by 247Sports, ESPN and On3.

- Competed in the Elite 11 Finals in the summer of 2022, K-State's first Elite 11 QB since Josh Freeman in 2005.
- Selected to play in the U.S. Army Bowl in Frisco, Texas, in addition to the Under Armour All-America Game in Orlando, Florida.
- Named the Kansas Gatorade Player of the Year and the MaxPreps Kansas Player of the Year in 2022

**JOHNSON'S GAME-BY-GAME PASSING**

Date	Opponent	C-A-I	Yds	TD	LG
9/2/23	SEMO	<b>3-4-0</b>	<b>55</b>	0	<b>24</b>

**Bold Italics** denotes career high**JOHNSON'S GAME-BY-GAME RUSHING**

Date	Opponent	No	Yds	TD	LG
9/2/23	SEMO	<b>5</b>	<b>32</b>	<b>1</b>	<b>15</b>
9/16/23	at Missouri	<b>5</b>	<b>32</b>	0	11

**Bold Italics** denotes career high**JOHNSON'S CAREER RUSHING STATS**

Year	G/S	NO	YDS	AVG	TD	LG
2023	2/0	10	64	6.4	1	15
<b>TOTAL</b>	<b>2/0</b>	<b>10</b>	<b>64</b>	<b>6.4</b>	<b>1</b>	<b>15</b>

8

**WILL LEE III**CB • 6-3 • 185 • So.-TR  
Kirkwood, Mo. • Iowa Western CC

- Has started each of the first 5 games – including the Troy game when he had his first-career INT – after spending one year at Iowa Western CC.
- Viewed as the 15th-best overall CC prospect in the Class of 2023 by On3, while the organization rated him the 3rd-best CC CB.
- Also ranked No. 24 among all CC prospects by ESPN.
- Earned NJCAA First Team All-America honors in 2022.

**LEE III'S GAME-BY-GAME STATS**

Date	Opponent	UA-AT-TT	TFL	SACK	INT	PD	F/R
9/2/23	SEMO*	4-1-5	0.0-0	0.0-0	0	0	0/0
9/9/23	TROY*	<b>5-1-6</b>	<b>1.5-2</b>	0.0-0	<b>1</b>	<b>1</b>	0/0
9/16/23	at Missouri*	1-1-2	0.0-0	0.0-0	0	<b>1</b>	0/0
9/23/23	UCF*	1-1-2	0.0-0	0.0-0	0	<b>1</b>	0/0
10/6/23	at Oklahoma St.*	5-3-8	0.0-0	0.0-0	0	0	0/0

\* denotes game started; **Bold Italics** denotes career high**LEE III'S CAREER STATS**

Year	G/S	UA-AT-TT	TFL	SACK	INT	PD	F/R
2023	5/5	16-7-23	1.5-2	0.0-0	1	3	0/0
<b>TOTAL</b>	<b>5/5</b>	<b>16-7-23</b>	<b>1.5-2</b>	<b>0.0-0</b>	<b>1</b>	<b>3</b>	<b>0/0</b>



9

**TRESHAUN WARD**RB • 5-10 • 194 • Sr.-TR  
Plant City, Fla. • Florida State Univ.

- ★ Doak Walker watch list
- ★ Senior Bowl watch list

- ★ Preseason Big 12 Newcomer of the Year (media)
- ★ Top 100 Transfers for 2023 – No. 37 (*The Athletic*)

- Played in 26 career games with 6 starts over parts of 4 seasons at Florida State before transferring to K-State in the spring.
- Threw a TD pass to Will Howard in the 2023 season opener, the first K-State non-QB to throw a TD pass since Alex Barnes in 2017 vs. Iowa State.
- One of 3 players nationally – with one of the others being **Will Howard** – to have a pass TD, rush TD and rec TD this season.
- Was the Seminoles' second-leading rusher in 2022 with 649 yds and 7 TDs en route to All-ACC Honorable Mention accolades.

**WARD'S GAME-BY-GAME RUSHING**

Date	Opponent	No	Yds	TD	LG
12/31/19	vs. Arizona State	10	44	0	11
12/12/20	DUKE	2	54	1	28
9/5/21	NOTRE DAME	11	76	1	19
9/11/21	JACKSONVILLE STATE	8	45	0	17
9/18/21	at Wake Forest	6	48	0	22
9/25/21	LOUISVILLE	10	50	1	20
10/2/21	SYRACUSE	2	66	0	65
10/9/21	at North Carolina	12	77	0	17
10/23/21	MASSACHUSETTS	8	57	1	23
10/30/21	at Clemson	5	21	0	11
11/6/21	NC STATE	2	4	0	4
11/13/21	MIAMI	9	21	0	7
11/20/21	at Boston College	4	25	0	18
11/27/21	at Florida	4	25	1	19
8/27/22	DUQUESNE*	14	127	2	21
9/4/22	vs. LSU*	16	49	0	8
9/16/22	at Louisville*	10	126	0	46
9/24/22	BOSTON COLLEGE*	14	48	1	22
10/1/22	WAKE FOREST*	13	87	0	30
10/8/22	at NC State*	5	51	0	39
11/12/22	at Syracuse	5	13	0	5
11/19/22	LOUISIANA	4	37	2	36
11/25/22	FLORIDA	4	9	0	8
12/29/22	vs. Oklahoma	10	81	2	38
9/2/23	SEMO	11	56	1	17
9/9/23	TROY	16	58	0	20
9/16/23	at Missouri	9	46	0	14
10/6/23	at Oklahoma State	9	59	1	11

**2019-22 Seasons at Florida State**\* denotes game started; **Bold Italics** denotes career high**WARD'S GAME-BY-GAME RECEIVING**

Date	Opponent	No	Yds	TD	LG
12/12/20	DUKE	1	6	0	6
9/18/21	at Wake Forest	3	34	1	19
9/25/21	LOUISVILLE	3	26	0	11
10/2/21	SYRACUSE	5	29	0	10
10/9/21	at North Carolina	2	10	0	7
11/6/21	NC STATE	2	12	0	6
11/13/21	MIAMI	2	56	0	30
11/20/21	at Boston College	2	26	0	21
11/27/21	at Florida	2	-8	0	0
9/4/22	vs. LSU*	1	6	0	6
9/16/22	at Louisville*	2	-8	0	0
10/1/22	WAKE FOREST*	2	14	0	7
11/19/22	LOUISIANA	1	7	0	7
9/9/23	TROY	2	11	1	10
9/16/23	at Missouri	5	61	0	33

**2019-22 Seasons at Florida State**\* denotes game started; **Bold Italics** denotes career high**WARD'S GAME-BY-GAME KICKOFF RETURNS**

Date	Opponent	No	Yds	TD	LG
10/30/21	at Clemson	1	26	0	26
11/6/21	NC STATE	1	20	0	20

**2019-22 Seasons at Florida State****Bold Italics** denotes career high**WARD'S GAME-BY-GAME PUNT RETURNS**

Date	Opponent	No	Yds	TD	LG
10/30/21	at Clemson	1	11	0	11

**2019-22 Seasons at Florida State****Bold Italics** denotes career high**WARD'S CAREER RUSHING STATS**

YEAR	G/S	NO	YDS	AVG	TD	LG
2019*	2/0	10	44	4.4	0	11
2020*	2/0	2	54	27.0	1	28
2021*	12/0	81	515	6.4	4	65
2022*	10/6	95	628	6.6	7	46
2023	4/0	45	219	4.9	2	20
<b>TOTAL</b>	<b>30/6</b>	<b>233</b>	<b>1,460</b>	<b>6.3</b>	<b>14</b>	<b>65</b>

\* at Florida State

**WARD'S CAREER RECEIVING STATS**

YEAR	G/S	NO	YDS	AVG	TD	LG
2020*	2/0	1	6	6.0	0	6
2021*	12/0	21	185	8.8	1	30
2022*	10/6	6	19	3.2	0	7
2023	4/0	7	72	10.3	1	33
<b>TOTAL</b>	<b>30/6</b>	<b>35</b>	<b>282</b>	<b>8.1</b>	<b>2</b>	<b>33</b>

\* at Florida State

**KEAGAN JOHNSON**WR • 6-0 • 193 • So.-TR  
Bellevue, Neb. • Univ. of Iowa

- ★ College Football Comeback Player of the Year watch list
- ★ Top 100 Transfers for 2023 – No. 67 (*The Athletic*)

- A transfer from Iowa who joined the Wildcats for spring practices.
- Missed the 2023 opener due to injury but has played in last 4 games
- Redshirted in 2022 after seeing time in only 2 games due to injury.
- Played in 13 games with 9 starts as a true FR in 2021.
- Rated as an athlete by On3, which placed him No. 19 nationally in the Class of 2021.

**JOHNSON'S GAME-BY-GAME RECEIVING**

Date	Opponent	No	Yds	TD	LG
9/25/21	COLORADO STATE	2	92	1	49
10/9/21	PENN STATE*	2	45	0	42
10/16/21	PURDUE*	2	50	0	38
10/30/21	at Wisconsin*	2	27	0	18
11/6/21	at Northwestern*	5	68	0	26
11/13/21	MINNESOTA*	2	34	1	27
11/20/21	ILLINOIS*	1	12	0	12
11/26/21	at Nebraska*	1	11	0	11
12/4/21	vs. Michigan*	1	13	0	13
9/17/22	NEVADA	2	11	0	7
9/9/23	TROY	3	25	0	17
9/16/23	at Missouri	1	2	0	2
9/23/23	UCF	2	15	0	9
10/6/23	at Oklahoma State	2	31	0	20

**2021-22 Seasons at Iowa**\* denotes game started; **Bold Italics** denotes career high**JOHNSON'S GAME-BY-GAME RUSHING**

Date	Opponent	No	Yds	TD	LG
10/30/21	at Wisconsin*	1	12	0	12
11/13/21	MINNESOTA*	1	0	0	0
11/26/21	at Nebraska*	1	-4	0	0

**2021-22 Seasons at Iowa**\* denotes game started; **Bold Italics** denotes career high**JOHNSON'S CAREER RECEIVING STATS**

YEAR	G/S	NO	YDS	AVG	TD	LG
2021*	13/9	18	352	19.6	2	49
2022*	2/0	2	11	5.5	0	7
2023	4/0	8	73	9.1	0	20
<b>TOTAL</b>	<b>19/9</b>	<b>28</b>	<b>436</b>	<b>15.6</b>	<b>2</b>	<b>49</b>

\* at Iowa

**JOHNSON'S CAREER RUSHING STATS**

YEAR	G/S	NO	YDS	AVG	TD	LG
2021*	13/9	3	8	2.7	0	12
<b>TOTAL</b>	<b>18/9</b>	<b>3</b>	<b>8</b>	<b>2.7</b>	<b>0</b>	<b>12</b>

\* at Iowa

10

**JACOB PARRISH**CB • 5-10 • 183 • So.-1L  
Olathe, Kan. • Olathe North

- Started the first 4 games of the year – the first starts of his career – but missed the Oklahoma State game due to injury.
- Enters the week ranked 7th nationally in passes defended (1.5/gm).
- Recorded at least one pass breakup in 6 of his last 8 games.
- Played in all 14 games last year as a true FR, seeing more action on defense as the 2022 season progressed, including a majority of the game during the Big 12 Championship vs. TCU.

**PARRISH'S GAME-BY-GAME STATS**

Date	Opponent	UA-AT-TT	TFL	SACK	INT	PD	F/R
9/3/22	SOUTH DAKOTA	1-0-1	0-0-0	0-0-0	0	0	0/0
10/1/22	TEXAS TECH	1-0-1	0-0-0	0-0-0	0	0	0/0
10/22/22	at TCU	0-1-1	0-0-0	0-0-0	0	1	0/0
10/29/22	OKLAHOMA STATE	2-0-2	0-0-0	0-0-0	0	0	0/0
11/5/22	TEXAS	1-0-1	0-0-0	0-0-0	0	0	0/1
11/12/22	at Baylor	1-0-1	0-0-0	0-0-0	0	0	0/0
11/19/22	at West Virginia	2-1-3	0-0-0	0-0-0	0	1	0/0
12/3/22	vs. TCU	3-1-4	0-0-0	0-0-0	0	1	0/0
9/2/23	SEMO*	3-0-3	0-0-0	0-0-0	0	1	0/0
9/9/23	TROY*	3-0-3	0-0-0	0-0-0	0	2	0/0
9/16/23	at Missouri*	3-1-4	0-0-0	0-0-0	0	1	0/0
9/23/23	UCF*	0-0-0	0-0-0	0-0-0	1	2	0/0

**Bold Italics** denotes career high**PARRISH'S CAREER STATS**

Year	G/S	UA-AT-TT	TFL	SACK	INT	PD	F/R
2022	14/0	11-3-14	0-0-0	0-0-0	0	3	0/1
2023	4/4	9-1-10	0-0-0	0-0-0	1	6	0/0
<b>TOTAL</b>	<b>18/4</b>	<b>20-4-24</b>	<b>0-0-0</b>	<b>0-0-0</b>	<b>1</b>	<b>9</b>	<b>0/1</b>





16



SETH PORTER

WR • 5-8 • 170 • Sr.-4L  
Friendswood, Texas • Clear Springs

- In the midst of his 6th season as he has played in 53 career games as a special teams standout and reserve WR.
- Led the Wildcats with 9 special teams tackles in 2022, including 2 vs. TCU in the Big 12 Championship and 2 in the Sugar Bowl vs. Alabama.
- Blocked a punt that was returned for a TD in the 2022 opener vs. South Dakota.
- Voted a team captain for the 2023 season.

## PORTER'S GAME-BY-GAME RECEIVING

Date	Opponent	No	Yds	TD	LG
9/7/19	BOWLING GREEN	<b>1</b>	12	0	12
9/10/22	MISSOURI	<b>1</b>	7	0	7
9/23/23	UCF	<b>1</b>	<b>16</b>	0	<b>16</b>

Bold Italics denotes career high

## PORTER'S GAME-BY-GAME RUSHING

Date	Opponent	No	Yds	TD	LG
11/7/20	OKLAHOMA STATE	<b>1</b>	<b>1</b>	0	<b>1</b>

Bold Italics denotes career high

## PORTER'S GAME-BY-GAME KICKOFF RETURNS

Date	Opponent	No	Yds	TD	LG
11/7/20	OKLAHOMA STATE	1	24	0	24
10/30/21	TCU	1	0	0	0
11/13/21	WEST VIRGINIA	1	11	0	11
12/3/22	vs. TCU	1	26	0	<b>26</b>
9/9/23	TROY	1	18	0	18
9/23/23	UCF	<b>2</b>	<b>35</b>	0	19

Bold Italics denotes career high

## PORTER'S CAREER RECEIVING STATS

YEAR	G/S	NO	YDS	AVG	TD	LG
2019	13/0	1	12	12.0	0	12
2022	14/0	1	7	7.0	0	7
2023	4/0	1	16	16.0	0	16
<b>TOTAL</b>	<b>53/0</b>	<b>3</b>	<b>35</b>	<b>11.7</b>	<b>0</b>	<b>16</b>

## PORTER'S CAREER RUSHING STATS

YEAR	G/S	NO	YDS	AVG	TD	LG
2020	9/0	1	1	1.0	0	1
<b>TOTAL</b>	<b>53/0</b>	<b>1</b>	<b>1</b>	<b>1.0</b>	<b>0</b>	<b>1</b>

## PORTER'S CAREER KICKOFF RETURN STATS

YEAR	G	NO	YDS	AVG	TD	LG
2020	9	1	24	24.0	0	24
2021	12	2	11	5.5	0	11
2022	14	1	26	26.0	0	26
2023	4	3	53	17.7	0	19
<b>TOTAL</b>	<b>53</b>	<b>7</b>	<b>114</b>	<b>16.3</b>	<b>0</b>	<b>26</b>

17



CHRIS TENNANT

K • 6-5 • 222 • Jr.-2L  
Shawnee, Kan. • Mill Valley

- Has spent time as the primary place kicker for parts of the last 3 years.
- Connected on a 51-yd FG in the 2023 opener vs. SEMO to tie his career long originally set at Texas in 2021, the latter tying for the longest by a true FR in school history.
- Tied for 5th in school history with 2 FGs of 50 or more yds.
- Set a new career high with 6 extra points made vs. Troy.

## TENNANT'S GAME-BY-GAME STATS

Date	Opponent	FGM-A	Sequence	XPM-A
10/30/21	TCU	1-1	(42)	4-4
11/6/21	at Kansas	0-1	24	5-5
11/13/21	WEST VIRGINIA	<b>2-3</b>	(32), 26, (25)	4-4
11/20/21	BAYLOR	1-2	(28), 39	1-1
11/25/21	at Texas	1-1	(51)	2-2
9/3/22	SOUTH DAKOTA	0-1	43	4-5
9/10/22	MISSOURI	<b>2-3</b>	(35), 31, (37)	4-5
9/17/22	TULANE	1-1	(22)	1-1
9/24/22	at Oklahoma	2-2	(23), (29)	5-5
10/1/22	TEXAS TECH	<b>3-3</b>	(29), (26), (32)	4-4
10/8/22	at Iowa State	1-2	33, (30)	1-1
10/22/22	at TCU	0-2	44, 40	4-4
9/2/23	SEMO	1-1	(51)	5-5
9/9/23	TROY	0-0		<b>6-6</b>
9/16/23	at Missouri	2-3	55, (46), (26)	3-3
9/23/23	UCF	1-2	26, (30)	5-6
10/6/23	at Oklahoma State			1-1

() Indicates made FG

Bold Italics denotes career high

## TENNANT'S CAREER STATS

Year	FGM-A	PCT.	1-19	20-29	30-39	40-49	50+
2021	5-8	62.5	0-0	2-4	1-2	1-1	1-1
2022	9-14	64.3	0-0	5-5	4-6	0-3	0-0
2023	4-6	66.7	0-0	1-2	1-1	1-1	1-2
<b>TOTAL</b>	<b>18-28</b>	<b>64.3</b>	<b>0-0</b>	<b>8-11</b>	<b>6-9</b>	<b>2-5</b>	<b>2-3</b>

19



VJ PAYNE

S • 6-3 • 200 • So.-1L  
Gainesville, Ga. • Buford

- Has started each of the first 5 games of 2023 and 8-straight games dating back to last season.
- Played in every game in 2022 with 4 starts, including the season opener vs. South Dakota, the Big 12 Championship vs. TCU and the Sugar Bowl vs. Alabama.
- Was the first Wildcat true FR to start a season opener since TE Jeron Mastrud in 2006 and the first on defense since at least 1988.

## PAYNE'S GAME-BY-GAME STATS

Date	Opponent	UA-AT-TT	TFL	SACK	INT	PD	F/R
9/17/22	TULANE	0-1-1	0.0-0	0.0-0	0	0	0/0
9/24/22	at Oklahoma	1-0-1	0.0-0	0.0-0	0	0	0/0
10/8/22	at Iowa State	0-1-1	0.0-0	0.0-0	0	0	0/0
11/19/22	at West Virginia	1-1-2	0.0-0	0.0-0	0	0	0/0
11/26/22	KANSAS*	<b>7-1-8</b>	0.0-0	0.0-0	0	0	0/0
12/3/22	vs. TCU*	3-1-4	0.0-0	0.0-0	0	0	0/0
12/31/22	vs. Alabama*	<b>6-4-10</b>	<b>1.0-4</b>	<b>1.0-4</b>	0	0	0/0
9/2/23	SEMO*	2-0-2	0.0-0	0.0-0	0	0	0/0
9/9/23	TROY*	5-0-5	0.0-0	0.0-0	0	<b>1</b>	0/0
9/16/23	at Missouri*	2-2-4	<b>1.0-2</b>	0.0-0	0	0	0/0
9/23/23	UCF*	1-0-1	0.0-0	0.0-0	0	0	<b>0/1</b>
10/6/23	at Oklahoma St.*	4-2-6	1.0-3	0.0-0	0	0	0/0

\* denotes game started; Bold Italics denotes career high

## PAYNE'S CAREER STATS

Year	G/S	UA-AT-TT	TFL	SACK	INT	PD	F/R
2022	14/4	18-9-27	1.0-4	1.0-4	0	0	0/0
2023	5/5	14-4-18	2.0-5	0.0-0	0	1	0/1
<b>TOTAL</b>	<b>19/9</b>	<b>32-13-45</b>	<b>3.0-9</b>	<b>1.0-4</b>	<b>0</b>	<b>1</b>	<b>0/1</b>

20



COLBY MCCALISTER

S • 5-10 • 193 • Fr.-RS  
Houston, Texas • Clear Brook

- Earned his first-career start in his first-career game played during the 2023 season opener vs. SEMO while also playing in the other 4 games.
- Carded his first-career half TFL at MU.
- Moved from CB to S during 2023 spring practices as he originally entered the program regarded as the 87th-best CB in the Class of 2022 by ESPN.

## MCCALISTER'S GAME-BY-GAME STATS

Date	Opponent	UA-AT-TT	TFL	SACK	INT	PD	F/R
9/2/23	SEMO*	<b>3-0-3</b>	0.0-0	0.0-0	0	0	0/0
9/16/23	at Missouri	0-1-1	<b>0.5-1</b>	0.0-0	0	0	0/0
9/23/23	UCF*	1-0-1	0.0-0	0.0-0	0	0	0/0
10/6/23	at Oklahoma St.	1-0-1	0.0-0	0.0-0	0	0	0/0

\* denotes game started; Bold Italics denotes career high

## MCCALISTER'S CAREER STATS

Year	G/S	UA-AT-TT	TFL	SACK	INT	PD	F/R
2022	5/1	5-1-6	0.5-1	0.0-0	0	0	0/0
<b>TOTAL</b>	<b>5/1</b>	<b>5-1-6</b>	<b>0.5-1</b>	<b>0.0-0</b>	<b>0</b>	<b>0</b>	<b>0/0</b>

21



MARQUES SIGLE

S • 5-11 • 197 • Jr.-TR  
Omaha, Neb. • North Dakota State Univ.

- Has started each of the last 4 games as he transferred to K-State in the spring from North Dakota State after seeing time in 25 games over the last 3 seasons.
- Blocked a FG at OSU, the Wildcats' first since 2020 at TCU.
- Set a new career high with 8 tackles at Missouri.
- Had 27 tackles in 2022 at NDSU, including a team-leading 11 on special teams — all coming on kickoff coverage.



## SIGLE'S GAME-BY-GAME STATS

Date	Opponent	UA-AT-TT	TFL	SACK	INT	PD	F/R
3/6/21	at Missouri State	0-1-1	0.0-0	0.0-0	0	0	0/0
9/11/21	VALPARAISO	1-1-2	0.0-0	0.0-0	0	0	0/0
9/18/21	at Towson	3-0-3	0.0-0	0.0-0	0	1	1/0
10/30/21	INDIANA STATE	3-1-4	0.0-0	0.0-0	1	1	0/0
11/13/21	at Youngstown St.	2-1-3	0.0-0	0.0-0	0	1	0/0
11/20/21	SOUTH DAKOTA	1-0-1	0.0-0	0.0-0	0	0	0/0
12/4/21	SOUTHERN ILLINOIS	1-1-2	0.0-0	0.0-0	0	1	0/0
12/11/21	E. TENNESSEE STATE	1-1-2	0.0-0	0.0-0	0	1	0/0
12/17/21	JAMES MADISON	2-1-3	0.0-0	0.0-0	0	0	0/0
1/8/22	vs. Montana State	1-2-3	0.0-0	0.0-0	0	0	0/0
9/3/22	DRAKE	2-1-3	0.0-0	0.0-0	1	1	0/0
9/10/22	N. CAROLINA A&T	2-3-5	0.0-0	0.0-0	0	0	0/0
9/17/22	at Arizona	1-0-1	0.0-0	0.0-0	0	0	0/0
9/24/22	at South Dakota	2-0-2	0.0-0	0.0-0	0	0	0/0
10/1/22	YOUNGSTOWN ST.	1-0-1	0.0-0	0.0-0	0	0	0/0
10/8/22	at Indiana State	1-2-3	0.0-0	0.0-0	0	1	0/0
10/15/22	SOUTH DAKOTA ST.	2-1-3	1.0-8	1.0-8	0	0	1/0
10/29/22	ILLINOIS STATE	1-1-2	0.0-0	0.0-0	0	1	0/0
11/5/22	at Western Illinois	0-0-0	0.0-0	0.0-0	1	1	0/0
11/12/22	at Southern Illinois	1-4-5	0.0-0	0.0-0	0	1	0/0
11/19/22	NORTH DAKOTA	2-0-2	0.0-0	0.0-0	0	0	0/0
9/9/23	TROY*	2-0-2	0.0-0	0.0-0	0	0	0/0
9/16/23	at Missouri*	6-2-8	1.0-3	1.0-3	0	0	0/0
9/23/23	UCF*	6-0-6	0.0-0	0.0-0	0	0	0/0
10/6/23	at Oklahoma St.*	4-3-7	0.0-0	0.0-0	0	1	0/0

2020-22 Seasons at North Dakota State

\*denotes game started; **Bold Italics** denotes career high

## SIGLE'S CAREER STATS

Year	G/S	UA-AT-TT	TFL	SACK	INT	PD	F/R
2020*	1/0	0-1-1	0.0-0	0.0-0	0	0	0/0
2021*	13/0	15-8-23	0.0-0	0.0-0	1	5	1/0
2022*	11/0	15-12-27	1.0-8	1.0-8	2	5	1/0
2023	4/4	18-5-23	1.0-3	0.0-0	0	2	0/0
<b>TOTAL</b>	<b>29/4</b>	<b>48-26-74</b>	<b>2.0-11</b>	<b>1.0-8</b>	<b>3</b>	<b>12</b>	<b>2/0</b>

\*at North Dakota State



DANIEL GREEN

LB • 6-3 • 242 • Sr.-3L  
Portland, Ore. • Madison

- A 6th-year senior who saw time in 52 career games with 30 starts but is out the remainder of the season with an injury.
- Ranks 14th nationally among active players in career solo tackles, while he is 13th in TFLs.
- Finished with 232 career tackles, 18 stops shy of becoming the 27th player in school history with 250 in a career.
- Also recorded 162 solo tackles in his career, 7 shy of entering the school's top-10 list.
- Earned All-Big 12 Honorable Mention accolades in both 2021 and 2022, while he was a First Team Academic All-Big 12 recipient in 2022.
- Voted a team captain in both 2022 and 2023.

## GREEN'S GAME-BY-GAME STATS

Date	Opponent	UA-AT-TT	TFL	SACK	INT	PD	F/R
8/31/19	NICHOLLS	0-0-0	0.0-0	0.0-0	0	1	0/0
9/7/19	BOWLING GREEN	4-0-4	1.0-11	1.0-11	0	1	1/0
9/14/19	at Mississippi St.	0-7-7	0.5-1	0.0-0	0	0	0/1
9/28/19	at Oklahoma St.	4-0-4	0.0-0	0.0-0	0	0	0/0
10/5/19	BAYLOR	2-0-2	1.0-4	0.0-0	0	0	0/0
10/19/19	TCU	2-3-5	1.0-1	1.0-1	0	1	0/0
10/26/19	OKLAHOMA	1-1-2	0.0-0	0.0-0	0	0	0/0
11/9/19	at Texas	0-1-1	0.0-0	0.0-0	0	0	0/0
11/16/19	WEST VIRGINIA	1-1-2	0.0-0	0.0-0	0	0	0/0
11/23/19	at Texas Tech	1-2-3	0.0-0	0.0-0	0	0	0/0
12/31/19	vs. Navy	2-1-3	0.0-0	0.0-0	0	0	0/0

22

9/12/20	ARKANSAS STATE	4-0-4	0.0-0	0.0-0	0	0	0/0
9/26/20	at Oklahoma	0-1-1	0.0-0	0.0-0	0	0	0/0
10/3/20	TEXAS TECH	1-0-1	0.0-0	0.0-0	0	0	0/0
10/10/20	at TCU	3-0-3	1.0-8	1.0-8	0	0	0/0
10/24/20	KANSAS	1-0-1	0.0-0	0.0-0	0	0	0/0
10/31/20	at West Virginia	6-1-7	1.0-2	0.0-0	0	0	0/0
11/7/20	OKLAHOMA STATE	1-1-2	0.0-0	0.0-0	0	0	0/0
11/21/20	at Iowa State*	4-2-6	0.0-0	0.0-0	0	1	0/0
11/28/20	at Baylor*	7-6-13	2.5-3	1.5-2	0	1	0/0
12/5/20	TEXAS	1-0-1	1.0-2	0.0-0	0	0	0/0
9/4/21	vs. Stanford*	4-5-9	0.0-0	0.0-0	0	0	0/0
9/11/21	S. ILLINOIS	4-0-4	0.0-0	0.0-0	0	0	0/1
9/18/21	NEVADA*	9-0-9	1.0-5	1.0-5	0	0	0/0
9/25/21	at Oklahoma St.*	2-1-3	1.0-1	0.0-0	0	0	0/0
10/2/21	OKLAHOMA*	2-1-3	1.0-4	0.0-0	0	0	0/0
10/16/21	IOWA STATE*	5-1-6	0.5-2	0.0-0	0	0	0/0
10/23/21	at Texas Tech*	3-3-6	0.0-0	0.0-0	0	0	0/0
10/30/21	TCU*	7-2-9	2.5-11	0.0-0	0	0	0/1
11/6/21	at Kansas*	5-3-8	2.5-5	0.0-0	0	0	0/0
11/13/21	WEST VIRGINIA*	6-0-6	1.0-2	1.0-2	0	0	0/0
11/20/21	BAYLOR*	8-1-9	3.0-20	1.0-8	0	0	0/0
11/26/21	at Texas*	10-1-11	1.5-2	0.0-0	0	0	0/0
1/4/22	vs. LSU*	4-2-6	2.0-6	0.0-0	0	0	0/0
9/3/22	SOUTH DAKOTA*	1-0-1	0.0-0	0.0-0	0	0	0/0
9/10/22	MISSOURI*	6-1-7	1.0-1	0.0-0	1	1	0/0
9/17/22	TULANE*	3-1-4	0.5-1	0.0-0	1	2	0/0
9/24/22	at Oklahoma*	2-2-4	0.0-0	0.0-0	0	0	0/0
10/1/22	TEXAS TECH*	5-0-5	0.0-0	0.0-0	0	1	0/0
10/8/22	at Iowa State*	1-1-2	0.0-0	0.0-0	0	0	0/0
10/22/22	at TCU*	3-1-4	1.0-1	1.0-1	0	0	0/0
11/5/22	TEXAS*	1-3-4	0.0-0	0.0-0	0	0	0/0
11/12/22	at Baylor*	6-0-6	0.0-0	0.0-0	0	0	0/0
11/19/22	at West Virginia*	3-4-7	0.0-0	0.0-0	0	0	0/0
11/26/22	KANSAS*	0-2-2	0.0-0	0.0-0	0	0	0/0
12/23/22	vs. TCU*	6-4-10	0.0-0	0.0-0	0	0	0/0
12/31/22	vs. Alabama*	1-1-2	1.0-11	1.0-11	0	0	0/0
9/3/23	TROY*	3-1-4	0.0-0	0.0-0	0	0	0/0
9/16/23	at Missouri	7-2-9	2.5-8	1.0-7	0	0	0/0

\*denotes game started; **Bold Italics** denotes career high

## GREEN'S CAREER STATS

Year	G/S	UA-AT-TT	TFL	SACK	INT	PD	F/R
2019	13/0	17-16-33	3.5-17	2.0-12	0	3	1/1
2020	10/2	28-11-39	5.5-15	2.5-10	0	2	0/0
2021	13/12	69-20-89	16.0-58	3.0-15	0	0	0/2
2022	13/13	38-20-58	3.5-14	2.0-12	2	4	0/0
2023	3/3	10-3-13	2.0-8	1.0-7	0	0	0/0
<b>TOTAL</b>	<b>52/30</b>	<b>162-70-232</b>	<b>31.0-112</b>	<b>10.5-56</b>	<b>2</b>	<b>9</b>	<b>1/3</b>



ANTHONY FRIAS II

RB • 5-10 • 212 • So.-RS  
Turlock, Calif. • Modesto JC

- Saw his most significant action vs. UCF, rushing twice for 8 yds and hauling in his first-career reception for 5 yds.
- Played last season vs. Missouri – retaining his redshirt – in addition to the first 2 games of 2023.
- Earned all-conference honors at Modesto JC in 2021 after totaling 851 rushing yds and 17 TDs.
- Led all California JC players in rushing TDs in 2021, while he ranked 9th in rushing yds.

## FRIAS II'S GAME-BY-GAME RUSHING

Date	Opponent	No	Yds	TD	LG
9/10/22	MISSOURI	1	2	0	2
9/2/23	SEMO	1	6	0	6
9/9/23	TROY	1	2	0	2
9/23/23	UCF	2	8	0	8

**Bold Italics** denotes career high

## FRIAS II'S GAME-BY-GAME RUSHING

Date	Opponent	No	Yds	TD	LG
9/23/23	UCF	1	5	0	5

**Bold Italics** denotes career high

## FRIAS II'S CAREER RUSHING STATS

Year	G/S	NO	YDS	AVG	TD	LG
2022	1/0	1	2	2.0	0	2
2023	3/0	4	16	4.0	0	8
<b>TOTAL</b>	<b>4/0</b>	<b>5</b>	<b>18</b>	<b>3.6</b>	<b>0</b>	<b>8</b>



KHALID DUKE

DE • 6-4 • 246 • Sr.-4L  
Atlanta, Ga. • Riverside Military Academy

### ★ Senior Bowl watch list

- Enters the week ranked 21st nationally and 4th in the Big 12 in sacks (0.8/gm), while he is tied for 5th in the Big 12 in forced fumbles.
- Has started the first 5 games of 2023 at DE, a spot he played in both 2019 and 2020 after spending the last 2 seasons at LB.
- Played in all 14 games with 13 starts at LB last year.
- Talled career-bests in tackles (8) and sacks (3.0) last year vs. Texas Tech en route to Big 12 Defensive Player of the Week honors.
- His 3.0 sacks vs. the Red Raiders tied for the 4th most in a game in school history.
- Played in the first 3 games of 2021 prior to a season-ending injury.

## DUKE'S GAME-BY-GAME STATS

Date	Opponent	UA-AT-TT	TFL	SACK	INT	PD	F/R
9/7/19	BOWLING GREEN	1-0-1	0.0-0	0.0-0	0	0	0/1
11/2/19	at Kansas	2-0-2	1.0-6	1.0-6	0	0	0/0
11/16/19	WEST VIRGINIA	1-0-1	1.0-8	1.0-8	0	0	0/0
11/23/19	at Texas Tech	0-1-1	0.0-0	0.0-0	0	0	0/0
12/31/19	vs. Navy	1-1-2	1.0-4	0.0-0	0	1	0/0
9/26/20	at Oklahoma*	3-6-9	1.0-3	0.0-0	0	0	0/0
10/3/20	TEXAS TECH*	4-0-4	0.0-0	0.0-0	0	0	0/0
10/10/20	at TCU*	1-0-1	0.0-0	0.0-0	0	0	0/0
10/24/20	KANSAS*	2-0-2	0.0-0	0.0-0	0	0	0/0
10/31/20	at West Virginia*	2-1-3	2.0-6	1.0-4	0	0	0/0
11/7/20	OKLAHOMA ST.*	1-0-1	0.0-0	0.0-0	0	0	0/0
11/21/20	at Iowa State*	2-2-4	0.0-0	0.0-0	0	0	0/0
11/28/20	at Baylor*	2-0-2	0.0-0	0.0-0	0	0	0/0
9/4/21	vs. Stanford	2-2-4	1.0-7	1.0-7	0	0	0/0
9/11/21	S. ILLINOIS	1-1-2	1.0-10	1.0-10	0	0	0/0
9/3/22	SOUTH DAKOTA*	1-0-1	0.0-0	0.0-0	0	0	0/0
9/10/22	MISSOURI*	3-0-3	0.0-0	0.0-0	0	0	0/0
9/17/22	TULANE*	4-0-4	0.0-0	0.0-0	0	0	0/0
9/24/22	at Oklahoma*	1-2-3	0.0-0	0.0-0	0	0	0/0
10/1/22	TEXAS TECH*	5-3-8	3.0-20	3.0-20	0	0	0/0
10/22/22	at TCU*	4-0-4	0.0-0	0.0-0	0	0	0/0
10/29/22	OKLAHOMA STATE	1-0-1	0.0-0	0.0-0	0	0	0/0
11/5/22	TEXAS*	3-1-4	0.0-0	0.0-0	0	0	0/0
11/12/22	at Baylor*	2-0-2	1.0-1	0.0-0	0	0	0/0
11/19/22	at West Virginia*	3-3-6	0.0-0	0.0-0	0	0	0/0
11/26/22	KANSAS*	2-1-3	1.0-4	0.0-0	0	1	0/0
12/3/22	vs. TCU*	2-1-3	0.0-0	0.0-0	0	0	0/0
12/31/22	vs. Alabama*	1-1-2	0.0-0	0.0-0	0	0	0/0
9/2/23	SEMO*	2-0-2	1.0-13	1.0-13	0	0	0/0
9/9/23	TROY*	3-0-3	3.0-17	2.0-16	0	0	1/0
9/16/23	at Missouri*	1-0-1	0.0-0	0.0-0	0	0	0/0
9/23/23	UCF*	2-0-2	2.0-13	1.0-12	0	0	0/0
10/6/23	at Oklahoma St.*	1-1-2	0.0-0	0.0-0	0	0	0/0

\*denotes game started; **Bold Italics** denotes career high



## DUKE'S CAREER STATS

Year	G/S	UA-AT-TT	TFL	SACK	INT	PD	F/R
2019	7/0	5-2-7	3.0-18	2.0-14	0	1	0/1
2020	9/8	17-9-26	3.0-9	1.0-4	0	0	0/0
2021	3/0	3-3-6	2.0-17	2.0-17	0	0	0/0
2022	14/13	32-12-44	5.0-25	3.0-20	0	1	0/0
2023	5/5	9-1-10	6.0-43	4.0-41	0	0	1/0
<b>TOTAL</b>	<b>38/26</b>	<b>66-27-93</b>	<b>19.0-112</b>	<b>12.0-96</b>	<b>0</b>	<b>2</b>	<b>1/1</b>

31



JAKE CLIFTON

LB • 6-2 • 222 • So.-1L  
Owasso, Okla. • Owasso

- A versatile player who can line up at any of the 3 LB positions.
- Missed 2 games earlier this year due to injury.
- Tied his career high with 4 tackles at Oklahoma State.
- Played in 11 games in 2022 as a true FR, including each of the final 9 games.
- Saw significant action on defense toward the end of 2022 as he was in for at least 20 snaps in each of the final 7 games.

## CLIFTON'S GAME-BY-GAME STATS

Date	Opponent	UA-AT-TT	TFL	SACK	INT	PD	F/R
9/3/22	SOUTH DAKOTA	4-0-4	0.0-0	0.0-0	0	0	0/0
10/29/22	OKLAHOMA STATE	3-0-3	0.0-0	0.0-0	0	0	0/0
11/19/22	at West Virginia	1-1-2	0.0-0	0.0-0	0	0	0/0
11/26/22	KANSAS	1-0-1	0.0-0	0.0-0	0	0	0/0
12/3/22	vs. TCU	1-1-2	0.0-0	0.0-0	0	0	0/0
9/23/23	UCF	2-0-2	0.0-0	0.0-0	0	0	0/0
10/6/23	at Oklahoma St.	2-2-4	0.0-0	0.0-0	0	0	0/0

**Bold Italics** denotes career high

## CLIFTON'S CAREER STATS

Year	G/S	UA-AT-TT	TFL	SACK	INT	PD	F/R
2022	11/0	10-2-12	0.0-0	0.0-0	0	0	0/0
2023	3/0	4-2-6	0.0-0	0.0-0	0	0	0/0
<b>TOTAL</b>	<b>14/0</b>	<b>14-2-18</b>	<b>0.0-0</b>	<b>0.0-0</b>	<b>0</b>	<b>0</b>	<b>0/0</b>

31



DJ GIDDENS

RB • 6-1 • 212 • Fr.-RS  
Junction City, Kan. • Junction City

- ★ Doak Walker National Running Back of the Week (UCF)
- ★ Big 12 Offensive Player of the Week (UCF)
- Has started each of the first 5 games of 2023, the first of his career.
- Enters the week ranked 19th nationally in rushing yds/gm (97.6), while he is 23rd in all-purpose yds/gm (124.6).
- Set career highs in rushing yds (207), carries (30), rushing TDs (4), receptions (8) and receiving yds (86) vs. UCF en route to Doak Walker National RB of the Week and Big 12 Offensive Player of the Week honors.
- It was the first 200-yard, 4-TD rushing performance in school history, while it was just the 22nd occurrence in Big 12 history but just the 2nd since 2015.
- It is one of only two 200-yd, 4-TD rushing games in the nation this year (Antario Brown, NIU).
- His 293 yds from scrimmage were the 3rd most in school history and are the most in the Big 12 this season.

- His 38 total touches vs. UCF were the most by a Wildcat since Darren Sproles had 40 vs. Louisiana in 2004.
- Set a career high with 128 yds on a career-high 15 carries vs. SEMO.
- Played in every game last year as he finished 3rd on the team with 518 rushing yds, which ranked 3rd in school history by a FR.
- Earned votes for the 2022 Big 12 Offensive FR of the Year award.

## GIDDENS' GAME-BY-GAME RUSHING

Date	Opponent	No	Yds	TD	LG
9/3/22	SOUTH DAKOTA	6	57	1	16
9/10/22	MISSOURI	2	29	1	28
9/17/22	TULANE	9	46	0	17
9/24/22	at Oklahoma	2	13	0	12
10/8/22	at Iowa State	8	32	0	8
10/22/22	at TCU	4	7	0	4
10/29/22	OKLAHOMA STATE	7	44	1	12
11/5/22	TEXAS	2	14	0	9
11/12/22	at Baylor	13	58	1	17
11/19/22	at West Virginia	12	78	1	49
11/26/22	KANSAS	9	44	1	11
12/3/22	vs. TCU	6	29	0	8
12/31/22	vs. Alabama	9	67	0	30
9/2/23	SEMO*	15	128	0	43
9/9/23	TROY*	12	52	0	17
9/16/23	at Missouri*	9	36	0	10
9/23/23	UCF*	30	207	4	36
10/6/23	at Oklahoma State*	16	65	0	14

\* denotes game started; **Bold Italics** denotes career high

## GIDDENS' GAME-BY-GAME RECEIVING

Date	Opponent	No	Yds	TD	LG
9/3/22	SOUTH DAKOTA	1	3	0	3
10/22/22	at TCU	1	26	0	26
10/29/22	OKLAHOMA STATE	1	2	0	2
11/12/22	at Baylor	1	11	0	11
11/26/22	KANSAS	1	8	0	8
12/31/22	vs. Alabama	3	48	0	36
9/9/23	TROY*	1	7	0	7
9/16/23	at Missouri*	3	14	0	13
9/23/23	UCF*	8	86	0	24
10/6/23	at Oklahoma State*	4	28	0	14

\* denotes game started; **Bold Italics** denotes career high

## GIDDENS' CAREER RUSHING STATS

Year	G/S	NO	YDS	AVG	TD	LG
2022	14/0	89	518	5.8	6	49
2023	5/5	82	488	6.0	4	43
<b>TOTAL</b>	<b>19/5</b>	<b>171</b>	<b>1,006</b>	<b>5.9</b>	<b>10</b>	<b>49</b>

## GIDDENS' CAREER RECEIVING STATS

Year	G/S	NO	YDS	AVG	TD	LG
2022	14/0	8	98	12.3	0	36
2023	5/5	16	135	8.4	0	24
<b>TOTAL</b>	<b>19/5</b>	<b>24</b>	<b>233</b>	<b>9.7</b>	<b>0</b>	<b>36</b>

32



DESMOND PURNELL

LB • 5-11 • 224 • So.-1L  
Topeka, Kan. • Hayden

- A former HS safety who has moved to LB in college.
- Has played in every game since the beginning of 2022, including starts last year vs. Oklahoma State and the first 5 games of 2023.
- Set a new career high with 7 tackles vs. UCF with his first-career TFL and first-career forced fumble.
- Returned a blocked punt for a TD vs. South Dakota in 2022.
- Earned 2022 First Team Academic All-Big 12 honors in addition to Academic All-District accolades from College Sports Communicators.

## PURNELL'S GAME-BY-GAME STATS

Date	Opponent	UA-AT-TT	TFL	SACK	INT	PD	F/R
9/3/22	SOUTH DAKOTA	1-2-3	0.5-0	0.0-0	0	0	0/0
9/24/22	at Oklahoma	1-1-2	0.5-0	0.0-0	0	0	0/0
10/1/22	TEXAS TECH	1-1-2	0.0-0	0.0-0	0	0	0/0
10/8/22	at Iowa State	0-3-3	0.0-0	0.0-0	0	2	0/0
10/29/22	OKLAHOMA STATE*	1-0-1	0.0-0	0.0-0	0	0	0/0
11/5/22	TEXAS	1-0-1	0.0-0	0.0-0	0	0	0/0
11/19/22	at West Virginia	1-4-5	0.0-0	0.0-0	0	0	0/0
11/26/22	KANSAS	0-0-0	0.0-0	0.0-0	0	0	0/1
12/3/22	vs. TCU	1-0-1	0.0-0	0.0-0	0	0	0/0
12/31/22	vs. Alabama	2-1-3	0.0-0	0.0-0	0	0	0/0
9/9/23	TROY*	1-3-4	0.0-0	0.0-0	0	1	0/0
9/16/23	at Missouri*	3-2-5	0.0-0	0.0-0	0	0	0/0
9/23/23	UCF*	7-0-7	1.0-1	0.0-0	0	0	1/0
10/6/23	at Oklahoma St.*	1-1-2	0.5-1	0.0-0	0	0	0/0

\* denotes game started; **Bold Italics** denotes career high

## PURNELL'S CAREER STATS

Year	G/S	UA-AT-TT	TFL	SACK	INT	PD	F/R
2022	14/1	9-12-21	1.0-0	0.0-0	0	2	0/1
2023	5/5	12-6-18	1.5-2	0.0-0	0	1	1/0
<b>TOTAL</b>	<b>19/6</b>	<b>21-18-39</b>	<b>2.5-2</b>	<b>0.0-0</b>	<b>0</b>	<b>3</b>	<b>1/1</b>

36



JACK FABRIS

S • 6-2 • 185 • Fr.-HS  
Bogart, Ga. • North Oconee

- A true FR who has played in 3 games this year.
- Earned first team all-state honors as a HS JR and SR as he helped North Oconee win the region championship and advance to the Final 4 both years for the first time in school history.
- Father, Jon, was a football coach for 37 years, including two stints as K-State's DE coach from 1997 to 1998 and 2017 to 2018.

## FABRIS' GAME-BY-GAME STATS

Date	Opponent	UA-AT-TT	TFL	SACK	INT	PD	F/R
9/2/23	SEMO	2-0-2	0.0-0	0.0-0	0	0	0/0

**Bold Italics** denotes career high

38



BRENDAN MOTT

DE • 6-5 • 244 • Sr.-1L  
Iowa City, Iowa • Iowa City West

- Has played in every game the last 2 years with 14 starts – including the first 5 games of 2023 – after battling injuries in 2021.
- Ranked 6th in the Big 12 in sacks in 2022.
- Set career highs in tackles (8), TFLs (3.0) and sacks (3.0) last year at West Virginia en route to Big 12 Defensive Player of the Week honors.
- Father, Joe, was an All-Big Ten DE at Iowa and was selected in the 3rd round of the 1989 NFL Draft by the New York Jets, while he also played for the Green Bay Packers and San Francisco 49ers.
- Brother-in-law Nick Niemann is a LB for the Los Angeles Chargers.





### MOTT'S GAME-BY-GAME STATS

Date	Opponent	UA-AT-TT	TFL	SACK	INT	PD	F/R
10/24/20	KANSAS	1-0-1	0.0-0	0.0-0	0	0	0/0
9/3/22	SOUTH DAKOTA	2-0-2	1.0-7	1.0-7	0	0	0/0
9/10/22	MISSOURI	2-0-2	1.0-14	0.0-0	0	0	0/0
9/17/22	TULANE	1-1-2	0.0-0	0.0-0	0	0	0/0
9/24/22	at Oklahoma*	0-1-1	0.0-0	0.0-0	0	0	0/0
10/1/22	TEXAS TECH*	2-0-2	0.0-0	0.0-0	0	0	0/0
10/8/22	at Iowa State*	1-0-1	1.0-4	1.0-4	0	0	0/0
10/22/22	at TCU*	1-2-3	0.0-0	0.0-0	0	0	0/0
10/29/22	OKLAHOMA STATE*	2-0-2	1.0-12	1.0-12	0	0	0/1
11/5/22	TEXAS*	2-3-5	0.0-0	0.0-0	0	0	0/0
11/12/22	at Baylor	1-0-1	0.0-0	0.0-0	0	1	0/0
11/19/22	at West Virginia*	5-3-8	3.0-23	3.0-23	0	0	0/0
11/26/22	KANSAS*	0-1-1	0.0-0	0.0-0	0	0	0/0
12/3/22	vs. TCU*	0-1-1	0.0-0	0.0-0	0	0	0/0
9/2/23	SEMO*	2-0-2	1.0-1	0.0-0	0	0	0/0
9/9/23	TROY*	1-1-2	0.0-0	0.0-0	0	0	1/0
9/16/23	at Missouri*	0-0-0	0.0-0	0.0-0	0	1	0/0
9/23/23	UCF*	3-0-3	1.0-10	1.0-10	0	0	0/0
10/6/23	at Oklahoma St.*	2-2-4	1.0-1	0.0-0	0	0	0/0

\*denotes game started; **Bold Italics** denotes career high

### MOTT'S CAREER STATS

Year	G/S	UA-AT-TT	TFL	SACK	INT	PD	F/R
2020	1/0	1-0-1	0.0-0	0.0-0	0	0	0/0
2022	14/10	19-12-31	7.0-60	6.0-46	0	1	0/1
2023	5/5	8-3-11	3.0-12	1.0-10	0	1	1/0
<b>TOTAL</b>	<b>21/15</b>	<b>28-15-43</b>	<b>10.0-72</b>	<b>7.0-56</b>	<b>0</b>	<b>2</b>	<b>1/1</b>

41

### AUSTIN MOORE

LB • 6-1 • 219 • Sr.-3L  
Louisburg, Kan. • Louisburg

- A former in-state walk-on who has played in 39 career games with starts in every game since the start of 2022.
- Enters the week ranking 12th nationally and 3rd in the Big 12 in TFLs (1.5/gm) thanks to at least 0.5 TFL in every game this year.
- Set a career high with 3.0 TFLs in the 2023 opener vs. SEMO.
- Had 2.0 more TFLs vs. Troy, the 2nd time in his career he had multiple TFLs in consecutive games (2.0 vs. Missouri and Tulane).
- Has tallied at least 5 tackles in 16 of the last 19 games dating back to the beginning of 2022, while he has recorded at least a half TFL in 14 of those games.
- Led the team with 87 tackles in 2022 and ranked 2nd with 10.0 TFLs en route to All-Big 12 Honorable Mention accolades.
- A two-time First Team Academic All-Big 12 performer who was nominated with a perfect 4.0 GPA both times.
- Also earned Academic All-District honors from College Sports Communicators in 2022.
- Voted a team captain for the 2023 season.

### MOORE'S GAME-BY-GAME STATS

Date	Opponent	UA-AT-TT	TFL	SACK	INT	PD	F/R
9/26/20	at Oklahoma	0-1-1	0.0-0	0.0-0	0	0	0/0
10/24/20	KANSAS	3-0-3	0.0-0	0.0-0	0	0	0/0
9/11/21	S. ILLINOIS	1-1-2	0.0-0	0.0-0	0	0	0/0
10/23/21	at Texas Tech	1-0-1	0.0-0	0.0-0	0	0	0/0
10/30/21	TCU	2-1-3	1.0-1	0.0-0	0	0	0/0
11/6/21	at Kansas*	4-1-5	0.5-1	0.0-0	0	0	0/0
11/13/21	WEST VIRGINIA	0-1-1	0.5-1	0.0-0	0	0	0/0
11/20/21	BAYLOR	1-1-2	0.5-1	0.0-0	0	0	0/0
11/25/21	at Texas	1-0-1	0.0-0	0.0-0	0	0	0/0
1/4/22	vs. LSU	2-1-3	0.5-0	0.0-0	0	0	0/0
9/3/22	SOUTH DAKOTA*	3-2-5	0.5-1	0.0-0	0	0	0/0
9/10/22	MISSOURI*	4-2-6	2.0-2	0.0-0	0	0	0/0
9/17/22	TULANE*	6-2-8	2.0-5	1.0-3	0	0	0/0
9/24/22	at Oklahoma*	4-5-9	0.5-3	0.5-3	0	0	0/0

10/1/22	TEXAS TECH*	6-1-7	1.0-1	0.0-0	1	2	0/0
10/8/22	at Iowa State*	4-2-6	1.0-4	0.0-0	0	2	0/0
10/22/22	at TCU*	5-4-9	0.0-0	0.0-0	0	0	1/0
10/29/22	OKLAHOMA STATE*	5-0-5	0.0-0	0.0-0	0	0	1/0
11/5/22	TEXAS*	4-2-6	0.0-0	0.0-0	0	0	0/0
11/12/22	at Baylor*	6-2-8	0.0-0	0.0-0	0	0	0/0
11/19/22	at West Virginia*	2-3-5	1.0-5	0.0-0	0	0	0/0
11/26/22	KANSAS*	6-2-8	1.0-4	0.0-0	0	0	0/0
12/3/22	vs. TCU*	1-2-3	1.0-5	0.0-0	0	1	0/1
12/31/22	vs. Alabama*	1-1-2	0.0-0	0.0-0	0	0	0/0
9/2/23	SEMO*	3-3-6	3.0-6	1.0-4	0	0	0/0
9/9/23	TROY*	5-1-6	2.0-3	0.0-0	0	0	0/0
9/16/23	at Missouri*	3-1-4	1.0-1	0.0-0	0	0	0/0
9/23/23	UCF*	5-1-6	1.0-1	0.0-0	0	0	0/0
10/6/23	at Oklahoma St.*	3-5-8	0.5-1	0.0-0	0	0	0/0

\*denotes game started; **Bold Italics** denotes career high

### MOORE'S CAREER STATS

Year	G/S	UA-AT-TT	TFL	SACK	INT	PD	F/R
2020	7/0	3-1-4	0.0-0	0.0-0	0	0	0/0
2021	13/1	12-6-18	3.0-4	0.0-0	0	0	0/0
2022	14/14	57-30-87	10.0-30	1.5-6	1	5	2/1
2023	5/5	19-11-30	7.5-12	1.0-4	0	0	0/0
<b>TOTAL</b>	<b>39/20</b>	<b>91-48-139</b>	<b>20.5-46</b>	<b>2.5-10</b>	<b>1</b>	<b>5</b>	<b>2/1</b>

43

### JACK BLUMER

P • 6-3 • 203 • Sr.-3L  
Marysville, Kan. • Marysville

- Has played in 42 career games, primarily serving as the holder for placements, while he split punting duties in 2020.
- Has had 8 of his 17 punts this year land inside the opponent 20-yd line, while he has forced 8 fair catches.
- Booted a career-long 69 yd punt vs. UCF.
- Earned First Team Academic All-Big 12 honors in 2020 and 2022.

### BLUMER'S GAME-BY-GAME PUNTING

Date	Opponent	No	Yds	Avg	Lg
9/12/20	ARKANSAS STATE	2	89	44.5	54
9/26/20	at Oklahoma	3	119	39.7	45
10/3/20	TEXAS TECH	2	80	40.0	43
10/10/20	at TCU	3	126	42.0	52
10/24/20	KANSAS	3	118	39.3	49
10/31/20	at West Virginia	2	69	34.5	37
11/7/20	OKLAHOMA STATE	3	134	44.7	49
11/21/20	at Iowa State	3	108	36.0	43
11/28/20	at Baylor	2	65	32.5	37
12/5/20	TEXAS	1	29	29.0	29
1/4/22	vs. LSU	1	45	45.0	45
9/2/23	SEMO	2	82	41.0	42
9/9/23	TROY	5	196	39.2	52
9/16/23	at Missouri	5	192	38.4	47
9/23/23	UCF	1	69	69.0	69
10/6/23	at Oklahoma State	4	194	48.5	57

**Bold Italics** denotes career high

### BLUMER'S CAREER PUNTING STATS

Year	G	No	Yds	Avg	Lg	i20
2020	10	34	937	39.0	54	3
2021	13	1	45	45.0	45	1
2023	5	17	733	43.1	69	8
<b>TOTAL</b>	<b>42</b>	<b>42</b>	<b>1,715</b>	<b>40.8</b>	<b>69</b>	<b>12</b>

44

### CHRISTIAN MOORE

TE • 6-2 • 237 • Jr.-3L  
Huntington Beach, Calif. • Huntington Beach

- Has played in each of the last 19 games dating back to last season and 26 in his career as both a reserve FB and on special teams.
- A 2022 First Team Academic All-Big 12 honoree who also played in 4 games in 2021 and 3 games in 2020.

### MOORE'S GAME-BY-GAME RECEIVING

Date	Opponent	No	Yds	TD	LG
9/3/22	SOUTH DAKOTA	1	4	0	4

**Bold Italics** denotes career high

44

### TOBI OSUNSANMI

LB • 6-3 • 233 • Fr.-RS  
Wichita, Kan. • Wichita East

- Played in 4 games last year — preserving his redshirt — and the first 5 games of 2023.
- Had a sack that caused a fumble vs. Troy.
- Recorded tackles on kickoff coverage last year vs. Oklahoma State and Kansas.

### OSUNSANMI'S GAME-BY-GAME STATS

Date	Opponent	UA-AT-TT	TFL	SACK	INT	PD	F/R
10/29/22	OKLAHOMA STATE	1-0-1	0.0-0	0.0-0	0	0	0/0
11/26/22	KANSAS	0-1-1	0.0-0	0.0-0	0	0	0/0
9/9/23	TROY	1-0-1	1.0-12	1.0-12	0	0	1/0
9/23/23	UCF	1-0-1	0.0-0	0.0-0	0	0	0/0
10/6/23	at Oklahoma St.	2-0-2	0.0-0	0.0-0	0	0	0/0

**Bold Italics** denotes career high

### OSUNSANMI'S CAREER STATS

Year	G/S	UA-AT-TT	TFL	SACK	INT	PD	F/R
2022	4/0	1-1-2	0.0-0	0.0-0	0	0	0/0
2023	5/0	4-0-4	1.0-12	1.0-12	0	0	1/0
<b>TOTAL</b>	<b>9/0</b>	<b>5-1-6</b>	<b>1.0-12</b>	<b>1.0-12</b>	<b>0</b>	<b>0</b>	<b>1/0</b>





45

**AUSTIN ROMAINÉ**LB • 6-2 • 238 • Fr.-HS  
Hillsboro, Mo. • Hillsboro

- A true FR who has seen time in each of the first 5 games, including each of the last 2 games when he was the starter at MLB.
- Set a career high with 6 tackles at Oklahoma State.
- K-State's first true FR to start at LB since Tre Walker in 2010 at Missouri and Colorado, and the first for a home game since Reggie Blackwell in 1989 vs. North Texas.
- Came to K-State regarded as the 49th-best inside linebacker in the Class of 2023 by ESPN.
- Recorded 117 tackles and 7.0 sacks as a HS senior, while he totaled 85 tackles, 19 TFLs and 8.0 sacks as a junior.

**ROMAINÉ'S GAME-BY-GAME STATS**

Date	Opponent	UA-AT-TT	TFL	SACK	INT	PD	F/R
9/9/23	TROY	2-1-3	0.0-0	0.0-0	0	0	0/0
9/23/23	UCF*	3-0-3	<b>1.0-2</b>	0.0-0	0	0	0/0
10/6/23	at Oklahoma St.*	2-4-6	<b>1.0-0</b>	0.0-0	0	0	0/0

\* denotes game started; **Bold Italics** denotes career high**ROMAINÉ'S CAREER STATS**

Year	G/S	UA-AT-TT	TFL	SACK	INT	PD	F/R
2022	5/2	7-5-12	2.0-2	0.0-0	0	0	0/0
<b>TOTAL</b>	<b>5/2</b>	<b>7-5-12</b>	<b>2.0-2</b>	<b>0.0-0</b>	<b>0</b>	<b>0</b>	<b>0/0</b>



47

**CODY STUFFLEBEAN**DE • 6-4 • 257 • Jr.-1L  
McPherson, Kan. • McPherson

- An in-state product who came to K-State as a TE but transitioned to DE toward the latter part of the 2021 season.
- Has seen action in each of the last 19 games dating back to the beginning of 2022 as a reserve DE and on special teams.
- A 2022 First Team Academic All-Big 12 honoree.

**STUFFLEBEAN'S GAME-BY-GAME STATS**

Date	Opponent	UA-AT-TT	TFL	SACK	INT	PD	F/R
9/3/22	SOUTH DAKOTA	1-0-1	0.0-0	0.0-0	0	0	0/0
9/10/22	MISSOURI	1-0-1	0.0-0	0.0-0	0	0	0/0
9/24/22	at Oklahoma	0-1-1	0.0-0	0.0-0	0	0	0/0
10/8/22	at Iowa State	0-1-1	0.0-0	0.0-0	0	0	0/0
12/31/22	vs. Alabama	1-2-3	0.0-0	0.0-0	0	0	0/0
9/16/23	at Missouri	2-1-3	0.0-0	0.0-0	0	0	0/0
9/23/23	UCF	1-0-1	0.0-0	0.0-0	0	0	0/0
10/6/23	at Oklahoma St.	0-2-2	<b>0.5-1</b>	0.0-0	0	0	0/0

**Bold Italics** denotes career high**STUFFLEBEAN'S CAREER STATS**

Year	G/S	UA-AT-TT	TFL	SACK	INT	PD	F/R
2022	14/0	3-4-7	0.0-0	0.0-0	0	0	0/0
2023	5/0	3-3-6	0.5-1	0.0-0	0	0	0/0
<b>TOTAL</b>	<b>19/0</b>	<b>6-7-13</b>	<b>0.5-1</b>	<b>0.0-0</b>	<b>0</b>	<b>0</b>	<b>0/0</b>



56

**DAMIAN ILALIO**DT • 6-1 • 296 • So.-1L  
Manhattan, Kan. • Manhattan

- Has played in each of the first 5 games of 2023, including the opener vs. SEMO when he earned his first-career start and logged a career high in tackles.
- Saw time in 5 games in 2022, including the Big 12 Championship when he was in for the stop on 4th and Goal in OT.
- Earned Second Team Academic All-Big 12 honors.

**ILALIO'S GAME-BY-GAME STATS**

Date	Opponent	UA-AT-TT	TFL	SACK	INT	PD	F/R
9/3/22	SOUTH DAKOTA	1-0-1	0.0-0	0.0-0	0	0	0/0
10/29/22	OKLAHOMA STATE	1-0-1	0.0-0	0.0-0	0	0	0/0
9/2/23	SEMO*	1-1-2	<b>0.5-2</b>	<b>0.5-2</b>	0	0	0/0
10/6/23	at Oklahoma St.	0-1-1	<b>0.5-1</b>	0.0-0	0	0	0/0

**Bold Italics** denotes career high**ILALIO'S CAREER STATS**

Year	G/S	UA-AT-TT	TFL	SACK	INT	PD	F/R
2022	5/0	2-0-2	0.0-0	0.0-0	0	0	0/0
2023	5/1	1-2-3	1.5-3	0.5-2	0	0	0/0
<b>TOTAL</b>	<b>10/1</b>	<b>3-2-5</b>	<b>1.5-3</b>	<b>0.5-2</b>	<b>0</b>	<b>0</b>	<b>0/0</b>



57

**BEAU PALMER**LB • 6-2 • 230 • Jr.-1L  
Overland Park, Kan. • Blue Valley

- Has played in each of the first 5 games this year as both a reserve LB and on special teams as he leads the team with 3 tackles on kickoff coverage.
- Earned his first-career TFL in the 2023 season opener vs. SEMO, while he recorded 2 tackles on kickoff coverage at Missouri.
- Played in 6 games last year as a reserve LB and on special teams before an injury cut his season short.
- Earned 2022 First Team Academic All-Big 12 honors.

**PALMER'S GAME-BY-GAME STATS**

Date	Opponent	UA-AT-TT	TFL	SACK	INT	PD	F/R
9/3/22	SOUTH DAKOTA	2-0-2	0.0-0	0.0-0	0	0	0/0
9/10/22	MISSOURI	2-0-2	0.0-0	0.0-0	0	0	0/0
9/2/23	SEMO	2-0-2	<b>1.0-2</b>	0.0-0	0	0	0/0
9/16/23	at Missouri	2-0-2	0.0-0	0.0-0	0	0	0/0
9/23/23	UCF	1-0-1	0.0-0	0.0-0	0	0	0/0
10/6/23	at Oklahoma St.	1-2-3	0.0-0	0.0-0	0	0	0/0

**Bold Italics** denotes career high**PALMER'S CAREER STATS**

Year	G/S	UA-AT-TT	TFL	SACK	INT	PD	F/R
2022	6/0	4-0-4	0.0-0	0.0-0	0	0	0/0
2023	5/0	6-2-8	1.0-2	0.0-0	0	0	0/0
<b>TOTAL</b>	<b>13/0</b>	<b>10-2-12</b>	<b>1.0-2</b>	<b>0.0-0</b>	<b>0</b>	<b>0</b>	<b>0/0</b>



83

**WILL SWANSON**TE • 6-5 • 250 • Jr.-2L  
Papillion, Neb. • La Vista South

- A reserve TE who has seen time in 23 career games, including all 14 contests last season.
- Earned his first-career start vs. Troy.
- Regarded as the 24th-best tight end (Y) in the Class of 2020 by ESPN.

**SWANSON'S GAME-BY-GAME RECEIVING**

Date	Opponent	No	Yds	TD	LG
9/3/22	SOUTH DAKOTA	2	23	0	18
9/23/23	UCF	1	10	0	10

**Bold Italics** denotes career high**SWANSON'S CAREER RECEIVING STATS**

Year	G/S	NO	YDS	AVG	TD	LG
2022	14/0	2	23	11.5	0	18
2023	5/1	1	10	10.0	0	10
<b>TOTAL</b>	<b>23/1</b>	<b>3</b>	<b>33</b>	<b>11.0</b>	<b>0</b>	<b>18</b>



86

**GARRETT OAKLEY**TE • 6-5 • 230 • Fr.-RS  
Columbus, Neb. • Scotus Central Catholic

- Redshirted the 2022, while he has seen his first-career action the last 2 games, including his first-career start vs. UCF.
- Rated the 21st-best TE and the 6th-best player overall in the state of Nebraska for the Class of 2022 by ESPN.
- Set the school records for career receptions (107) and receiving yds (1,640).



87

**BRAYDEN LOFTIN**TE • 6-4 • 232 • Fr.-RS  
Omaha, Neb. • Lewis Central (IA)

- Redshirted the 2022 season before seeing action in 5 games this season, primarily on special teams.
- Viewed as the 35th-best tight end and the 10th-best overall player in the state of Iowa for the Class of 2022 by ESPN.



92

**JEVON BANKS**DT • 6-2 • 290 • Jr.-TR  
Olive Branch, Miss. • Mississippi State Univ.

- A transfer from Mississippi St. who arrived in time for spring practices.
- Recorded his first-career full sack at Missouri.
- Played in 20 games over parts of 3 seasons for the Bulldogs.
- Rated the nation's 26th-best strongside DE in the Class of 2020 by 247Sports, which also viewed him as the 17th-best overall prospect in the state of Mississippi.

**BANKS' GAME-BY-GAME STATS**

Date	Opponent	UA-AT-TT	TFL	SACK	INT	PD	F/R
12/12/20	AUBURN	0-2-2	0.0-0	0.0-0	0	0	0/0
12/31/20	vs. Tulsa	1-1-2	<b>1.0-1</b>	0.0-0	0	0	0/0
10/23/21	at Vanderbilt	2-0-2	0.0-0	0.0-0	0	0	0/0
11/20/21	TENNESSEE STATE	0-2-2	<b>1.0-2</b>	0.0-0	0	0	0/0
12/28/21	vs. Texas Tech	1-0-1	0.0-0	0.0-0	0	0	0/0
9/2/22	MEMPHIS	1-1-2	0.0-0	0.0-0	0	0	0/0
9/10/22	at Arizona	0-1-1	0.0-0	0.0-0	0	0	0/0
9/17/22	at LSU	0-2-2	0.0-0	0.0-0	0	0	0/0
9/24/22	BOWLING GREEN	0-2-2	0.5-1	0.0-0	0	0	0/0
10/1/22	TEXAS A&M	0-1-1	0.5-4	0.5-4	0	1	0/0
10/8/22	ARKANSAS	0-2-2	0.5-1	0.0-0	0	0	0/0
10/22/22	at Alabama	0-1-1	0.0-0	0.0-0	0	0	0/0
11/19/22	E. TENNESSEE STATE	2-4-6	0.5-1	0.0-0	0	0	0/0
9/16/23	at Missouri	1-0-1	<b>1.0-6</b>	<b>1.0-6</b>	0	0	0/0
9/23/23	UCF	1-0-1	0.0-0	0.0-0	0	0	0/0

2020-22 Seasons at Mississippi State

**Bold Italics** denotes career high**BANKS' CAREER STATS**

Year	G/S	UA-AT-TT	TFL	SACK	INT	PD	F/R
2020*	4/0	1-3-4	1.0-1	0.0-0	0	0	0/0
2021*	6/0	3-2-5	1.0-2	0.0-0	0	0	0/0
2022*	10/0	3-14-17	2.0-7	0.5-4	0	1	0/0
2023	5/0	2-0-2	1.0-6	1.0-6	0	0	0/0
<b>TOTAL</b>	<b>25/0</b>	<b>9-19-28</b>	<b>5.0-16</b>	<b>1.5-10</b>	<b>0</b>	<b>1</b>	<b>0/0</b>

\* at Mississippi State

97

**NATE MATLACK**DE • 6-5 • 249 • Jr.-2L  
Olathe, Kan. • Olathe East

- Has played in every game during his career, a span of 32 contests.
- Tied his career highs in TFLs and sacks in the 2023 season opener vs. SEMO.
- Saw time in 14 games with 4 starts last year and he played the season with nagging injuries.
- One of the top defensive freshmen in the Big 12 in 2021 who earned votes from the league's coaches for the Big 12 Defensive Freshman of the Year award.
- A two-time First Team Academic All-Big 12 performer.

**MATLACK'S GAME-BY-GAME STATS**

Date	Opponent	UA-AT-TT	TFL	SACK	INT	PD	F/R
9/18/21	NEVADA	1-1-2	0.5-4	0.5-4	0	0	0/0
10/23/21	at Texas Tech	2-1-3	1.0-6	<b>1.0-6</b>	0	0	0/0
10/30/21	TCU	1-0-1	0.0-0	0.0-0	0	0	0/0
11/6/21	at Kansas	0-1-1	0.0-0	0.0-0	0	1	0/0
11/13/21	WEST VIRGINIA	4-0-4	<b>2.0-18</b>	<b>1.0-9</b>	0	0	1/0
11/20/21	BAYLOR*	3-0-3	<b>2.0-15</b>	<b>1.0-12</b>	0	0	1/0
11/25/21	at Texas*	1-0-1	0.0-0	0.0-0	0	0	0/0
1/4/22	vs. LSU*	1-1-2	0.0-0	0.0-0	0	0	0/0
9/3/22	SOUTH DAKOTA*	1-0-1	1.0-4	0.0-0	0	0	0/0
10/1/22	TEXAS TECH	0-0-0	0.0-0	0.0-0	0	0	0/1
10/22/22	at TCU	2-1-3	1.0-13	<b>1.0-13</b>	0	0	0/0
11/12/22	at Baylor*	1-0-1	0.0-0	0.0-0	0	0	0/0
11/19/22	at West Virginia	0-0-0	0.0-0	0.0-0	0	1	0/0
11/26/22	KANSAS	1-0-1	1.0-2	<b>1.0-2</b>	0	0	0/0
12/31/22	vs. Alabama	1-0-1	0.0-0	0.0-0	0	0	0/0
9/2/23	SEMO	2-0-2	<b>2.0-19</b>	<b>1.0-16</b>	0	1	0/0
9/9/23	TROY	1-1-2	1.0-2	<b>1.0-2</b>	0	0	0/0
9/23/23	UCF	1-0-1	1.0-5	<b>1.0-5</b>	0	0	0/0
10/6/23	at Oklahoma St.	1-1-2	0.5-0	0.0-0	0	0	0/0

\* denotes game started; **Bold Italics** denotes career high**MATLACK'S CAREER STATS**

Year	G/S	UA-AT-TT	TFL	SACK	INT	PD	F/R
2021	13/3	13-4-17	5.5-40	3.5-31	0	1	2/0
2022	14/4	6-1-7	3.0-19	2.0-15	0	1	0/1
2023	5/0	5-2-7	4.5-26	3.0-23	0	1	0/0
<b>TOTAL</b>	<b>32/7</b>	<b>24-7-31</b>	<b>13.0-88</b>	<b>8.5-69</b>	<b>0</b>	<b>3</b>	<b>2/1</b>

99

**USO SEUMALO**NG • 6-3 • 340 • Jr.-TR  
Maunaloa, Hawai'i • Garden City CC

- ★ Polynesian College Football Player of the Year Award watch list

- Saw action in every game last year and in the 2023 opener vs. SEMO as a reserve DT before earning his first 4 career starts the last 4 games.
- Set a career high with 3 tackles at OSU, while he tallied his first-career full sack vs. UCF.
- Knocked down a pair of passes late in the 2022 game at Oklahoma to help preserve the victory.
- Rated the 31st-best overall CC prospect in the Class of 2022 and the second-best at DT by ESPN.

**SEUMALO'S GAME-BY-GAME STATS**

Date	Opponent	UA-AT-TT	TFL	SACK	INT	PD	F/R
9/3/22	SOUTH DAKOTA	2-0-2	<b>1.0-1</b>	0.0-0	0	0	0/0
9/10/22	MISSOURI	1-0-1	<b>1.0-2</b>	0.0-0	0	0	0/0
9/24/22	at Oklahoma	0-0-0	0.0-0	0.0-0	0	2	0/0
10/29/22	OKLAHOMA STATE	1-0-1	0.0-0	0.0-0	0	0	0/0
11/19/22	at West Virginia	0-1-1	0.0-0	0.0-0	0	0	0/0
9/2/23	SEMO	1-1-2	0.5-2	0.5-2	0	0	0/0
9/9/23	TROY*	1-1-2	0.0-0	0.0-0	0	0	0/1
9/16/23	at Missouri*	0-2-2	0.0-0	0.0-0	0	0	0/0
9/23/23	UCF*	1-0-1	<b>1.0-3</b>	<b>1.0-3</b>	0	0	0/0
10/6/23	at Oklahoma St.*	1-2-3	0.0-0	0.0-0	0	0	0/0

\* denotes game started; **Bold Italics** denotes career high**SEUMALO'S CAREER STATS**

Year	G/S	UA-AT-TT	TFL	SACK	INT	PD	F/R
2022	14/0	4-1-5	2.0-3	0.0-0	0	2	0/0
2023	5/4	4-6-10	1.5-5	1.5-5	0	0	0/1
<b>TOTAL</b>	<b>19/4</b>	<b>8-7-15</b>	<b>3.5-8</b>	<b>1.5-5</b>	<b>0</b>	<b>2</b>	<b>0/1</b>



## 2023 SCHEDULE AND RESULTS (OVERALL: 3-2 • HOME: 3-0 • ROAD: 0-2 • NEUTRAL: 0-0 • BIG 12: 1-1)

DATE	(CFP/AP/C) OPPONENT	RESULT	SCORE	TV	ATTEND	TOP PASSER	TOP RUSHER	TOP RECEIVER	TOP TACKLER
Sept. 2	SEMO	W	45-0	Big 12 Now	52,066	W. Howard (18-26-1, 297, 2 TD)	D. Giddens (15-128-0)	R. Garcia II (5-119-1)	A. Moore (6)
Sept. 9	at n/rv Troy	W	42-13	FS1	51,940	W. Howard (21-32-1, 250, 3 TD)	T. Ward (16-58-0)	P. Brooks (7-94-1)	A. Moore/W. Lee (6)
Sept. 16	at n/rv Missouri	L	27-30	SEC Network	62,621	W. Howard (25-39-1, 270, 2 TD)	T. Ward (10-54-0)	B. Sinnott (5-78-2)	D. Green (9)
Sept. 23	n/rv UCF*	W	44-31	FS1	51,912	W. Howard (27-42-1, 255)	D. Giddens (30-207-4)	D. Giddens (8-86-0)	D. Purnell (7)
Oct. 6	at Oklahoma State*	L	21-29	ESPN	53,855	W. Howard (15-34-3, 152, TD)	W. Howard (10-104-1)	B. Sinnott (4-39-1)	Three Players (8)
Oct. 14	at Texas Tech*			FS1					
Oct. 21	TCU*			ESPN2					
Oct. 28	Houston*								
Nov. 4	at 9/11 Texas*								
Nov. 11	Baylor*								
Nov. 18	at 23/24 Kansas*								
Nov. 25	Iowa State*								
* Big 12 Conference Game									

## TEAM STATISTICS

	KANSAS STATE	OPPONENTS
Scoring	179	103
Points Per Game	35.8	20.6
Points Off Turnovers	7	20
First Downs	117	87
Rushing	51	21
Passing	59	57
Penalty	7	9
Rushing Yardage	1014	467
Yards Gained Rushing	1092	623
Yards Lost Rushing	78	156
Rushing Attempts	191	156
Average Per Rush	5.3	3.0
Average Per Game	202.8	93.4
TDs Rushing	14	3
Passing Yardage	1287	1295
Comp-Att-Int	110-178-7	104-172-2
Average Per Pass	7.2	7.5
Average Per Catch	11.7	12.5
Average Per Game	257.4	259.0
TDs Passing	10	6
Total Offense	2301	1762
Total Plays	369	328
Average Per Play	6.2	5.4
Average Per Game	460.2	352.4
Kick Returns: #-Yards	10-197	11-273
Punt Returns: #-Yards	8-68	1-12
Int Returns: #-Yards	2-11	7-74
Kick Return Average	19.7	24.8
Punt Return Average	8.5	12.0
Int Return Average	5.5	10.6
Fumbles-Lost	2-0	4-2
Penalties-Yards	25-241	29-252
Average Per Game	48.2	50.4
Punts-Yards	17-733	24-986
Average Per Punt	43.1	41.1
Net Punt Average	41.2	38.7
Kickoffs-Yards	33-2080	25-1528
Average Per Kick	63.0	61.1
Net Kick Average	37.6	39.4
Time of Possession / Game	30:33	29:27
3rd-Down Conversion	37/73	24/74
3rd-Down Pct	51%	32%
4th-Down Conversion	3/8	4/10
4th-Down Pct	38%	40%
Sacks by-Yards	14-110	7-36
Misc Yards	0	0
Touchdowns Scored	24	10
Field Goals - Attempts	4-6	11-14
On-Side Kicks	0-0	0-0
Red-Zone Scores	(22-25) 88%	(12-13) 92%
Red-Zone Touchdowns	(20-25) 80%	(3-13) 23%
PAT-Attempts	(21-22) 95%	(10-10) 100%
2-Point Conversion-Attempts	(1-2) 50%	(0-0) 0%
Attendance	155918	116476
Games / Avg Per Game	3/51973	2/58238

SCORE BY QUARTERS	1ST	2ND	3RD	4TH	TOTAL
Kansas State	28	7A0	38	43	179
Opponents	30	34	13	26	103

## RUSHING

PLAYER	GP	ATT.	GAIN	LOSS	NET	AVG.	TD	LONG	YPG
DJ Giddens	5	82	499	11	488	6.0	4	43	97.6
Will Howard	5	38	263	36	227	6.0	6	70	45.4
Treshaun Ward	4	45	223	4	219	4.9	2	20	54.8
Avery Johnson	2	10	67	3	64	6.4	1	15	32.0
Anthony Frias II	3	4	16	0	16	4.0	0	8	5.3
Phillip Brooks	5	4	15	0	15	3.8	1	9	3.0
Keagan Johnson	4	1	4	0	4	4.0	0	4	1.0
Joe Jackson	1	4	5	4	1	0.3	0	5	1.0
Jayce Brown	2	1	0	0	0	0.0	0	0	0.0
Team	5	2	0	20	-20	-10.0	0	0	-4.0
<b>Total</b>	<b>5</b>	<b>191</b>	<b>1092</b>	<b>78</b>	<b>1014</b>	<b>5.3</b>	<b>14</b>	<b>70</b>	<b>202.8</b>
<b>Opponents</b>	<b>5</b>	<b>156</b>	<b>623</b>	<b>156</b>	<b>467</b>	<b>3.0</b>	<b>3</b>	<b>48</b>	<b>93.4</b>

## PASSING

PLAYER	GP	EFFIC.	CMP-ATT-INT	PCT.	YARDS	TD	LG	AVG/G
Will Howard	5	129.8	106-173-7	61.3	1224	9	44	244.8
Avery Johnson	2	190.5	3-4-0	75.0	55	0	24	27.5
Treshaun Ward	4	497.2	1-1-0	100.0	8	1	8	2.0
<b>Total</b>	<b>5</b>	<b>133.2</b>	<b>110-178-7</b>	<b>61.8</b>	<b>1287</b>	<b>10</b>	<b>44</b>	<b>257.4</b>
<b>Opponents</b>	<b>5</b>	<b>132.9</b>	<b>104-172-2</b>	<b>60.5</b>	<b>1295</b>	<b>6</b>	<b>69</b>	<b>259.0</b>

## RECEIVING

PLAYER	GP	NO	YDS	AVG	TD	LONG	AVG/G
Phillip Brooks	5	27	276	10.2	2	39	55.2
Ben Sinnott	5	20	286	14.3	3	40	57.2
DJ Giddens	5	16	135	8.4	0	24	27.0
Jadon Jackson	5	14	181	12.9	2	40	36.2
RJ Garcia II	5	11	170	15.5	1	44	34.0
Keagan Johnson	4	8	73	9.1	0	20	18.3
Treshaun Ward	4	7	72	10.3	1	33	18.0
Seth Porter	5	1	16	16.0	0	16	3.2
Will Howard	5	1	8	8.0	1	8	1.6
Will Swanson	5	1	10	10.0	0	10	2.0
Xavier Loyd	3	1	16	16.0	0	16	5.3
Anthony Frias II	3	1	5	5.0	0	5	1.7
Jayce Brown	2	1	15	15.0	0	15	7.5
Tre Spivey	1	1	24	24.0	0	24	24.0
<b>Total</b>	<b>5</b>	<b>110</b>	<b>1287</b>	<b>11.7</b>	<b>10</b>	<b>44</b>	<b>257.4</b>
<b>Opponents</b>	<b>5</b>	<b>104</b>	<b>1295</b>	<b>12.5</b>	<b>6</b>	<b>69</b>	<b>259.0</b>





## TOTAL OFFENSE

PLAYER	GP	PLAYS	RUSH	PASS	TOTAL	AVG/G
Will Howard	5	211	227	1224	1451	290.2
DJ Giddens	5	82	488	0	488	97.6
Treshaun Ward	4	46	219	8	227	56.8
Avery Johnson	2	14	64	55	119	59.5
Anthony Frias II	3	4	16	0	16	5.3
Phillip Brooks	5	4	15	0	15	3.0
Keagan Johnson	4	1	4	0	4	1.0
Joe Jackson	1	4	1	0	1	1.0
Team	5	0	-20	0	-20	-4.0
<b>Total</b>	<b>5</b>	<b>369</b>	<b>1014</b>	<b>1287</b>	<b>2301</b>	<b>460.2</b>
<b>Opponents</b>	<b>5</b>	<b>328</b>	<b>467</b>	<b>1295</b>	<b>1762</b>	<b>352.4</b>

## SCORING

PLAYER	TD	FGS	PATs					SAF	PTS
			KICK	RUSH	RCV	PASS	DXP		
Will Howard	7	—	—	1	—	—	—	—	44
Chris Tennant	—	4-6	20-21	—	—	—	—	—	32
DJ Giddens	4	—	—	—	—	—	—	—	24
Phillip Brooks	3	—	—	—	—	—	—	—	18
Treshaun Ward	3	—	—	—	—	—	—	—	18
Ben Sinnott	3	—	—	—	—	—	—	—	18
Jadon Jackson	2	—	—	—	—	—	—	—	12
RJ Garcia II	1	—	—	—	—	—	—	—	6
Avery Johnson	1	—	—	—	—	—	—	—	6
Leyton Simmering	—	—	1-1	—	—	—	—	—	1
<b>Total</b>	<b>24</b>	<b>4-6</b>	<b>21-22</b>	<b>1</b>	<b>0</b>	<b>0</b>	<b>0</b>	<b>0</b>	<b>179</b>
<b>Opponents</b>	<b>10</b>	<b>11-14</b>	<b>10-10</b>	<b>0</b>	<b>0</b>	<b>0</b>	<b>0</b>	<b>0</b>	<b>103</b>

## PUNT RETURNS

PLAYER	NO	YDS	AVG	TD	LONG
Phillip Brooks	7	68	9.7	0	29
Kanijal Thomas	1	0	0.0	0	0
<b>Total</b>	<b>8</b>	<b>68</b>	<b>8.5</b>	<b>0</b>	<b>29</b>
<b>Opponents</b>	<b>1</b>	<b>12</b>	<b>12.0</b>	<b>0</b>	<b>12</b>

## KICKOFF RETURNS

PLAYER	NO	YDS	AVG	TD	LONG
Phillip Brooks	6	125	20.8	0	36
Seth Porter	3	53	17.7	0	19
Keagan Johnson	1	19	19.0	0	19
<b>Total</b>	<b>10</b>	<b>197</b>	<b>19.7</b>	<b>0</b>	<b>36</b>
<b>Opponents</b>	<b>11</b>	<b>273</b>	<b>24.8</b>	<b>0</b>	<b>51</b>

## INTERCEPTIONS

PLAYER	NO	YDS	AVG	TD	LONG
Will Lee III	1	11	11.0	0	11
Jacob Parrish	1	0	0.0	0	0
<b>Total</b>	<b>2</b>	<b>11</b>	<b>5.5</b>	<b>0</b>	<b>11</b>
<b>Opponents</b>	<b>7</b>	<b>74</b>	<b>10.6</b>	<b>1</b>	<b>35</b>

## FUMBLE RETURNS

PLAYER	NO	YDS	AVG	TD	LONG
VJ Payne	1	0	0.0	0	0
Uso Seumalo	1	0	0.0	0	0
<b>Total</b>	<b>2</b>	<b>0</b>	<b>0.0</b>	<b>0</b>	<b>0</b>
<b>Opponents</b>	<b>0</b>	<b>0</b>	<b>0.0</b>	<b>0</b>	<b>0</b>

## ALL-PURPOSE YARDAGE

PLAYER	G	RUSH	REC	PR	KOR	IR	TOT	AVG/G
DJ Giddens	5	488	135	0	0	0	623	124.6
Phillip Brooks	5	15	276	68	125	0	484	96.8
Treshaun Ward	4	219	72	0	0	0	291	72.8
Ben Sinnott	5	0	286	0	0	0	286	57.2
Will Howard	5	227	8	0	0	0	235	47.0
Jadon Jackson	5	0	181	0	0	0	181	36.2
RJ Garcia II	5	0	170	0	0	0	170	34.0
Keagan Johnson	4	4	73	0	19	0	96	24.0
Seth Porter	5	0	16	0	53	0	69	13.8
Avery Johnson	2	64	0	0	0	0	64	32.0
Tre Spivey	1	0	24	0	0	0	24	24.0
Anthony Frias II	3	16	5	0	0	0	21	7.0
Xavier Loyd	3	0	16	0	0	0	16	5.3
Jayce Brown	2	0	15	0	0	0	15	7.5
Will Lee III	5	0	0	0	0	11	11	2.2
Will Swanson	5	0	10	0	0	0	10	2.0
Joe Jackson	1	1	0	0	0	0	1	1.0
Team	5	-20	0	0	0	0	-20	-4.0
<b>Total</b>	<b>5</b>	<b>1014</b>	<b>1287</b>	<b>68</b>	<b>197</b>	<b>11</b>	<b>2577</b>	<b>515.4</b>
<b>Opponents</b>	<b>5</b>	<b>467</b>	<b>1295</b>	<b>12</b>	<b>273</b>	<b>74</b>	<b>2121</b>	<b>424.2</b>

## PUNTING

PLAYER	NO	YDS	AVG	LONG	TB	FC	I20	50+	BLKD
Jack Blumer	17	733	43.1	69	1	8	8	3	0
<b>Total</b>	<b>17</b>	<b>733</b>	<b>43.1</b>	<b>69</b>	<b>1</b>	<b>8</b>	<b>8</b>	<b>3</b>	<b>0</b>
<b>Opponents</b>	<b>24</b>	<b>986</b>	<b>41.1</b>	<b>54</b>	<b>0</b>	<b>12</b>	<b>7</b>	<b>3</b>	<b>0</b>

## FIELD GOALS

PLAYER	FGM-FGA	PCT	1-19	20-29	30-39	40-49	50+	LG	BLK
Chris Tennant	4-6	66.7	0-0	1-2	1-1	1-1	1-2	51	0
Opponents	11-14	78.6	0-0	4-5	4-4	1-1	2-4	61	1

## FIELD GOAL SEQUENCE

GAME	KANSAS STATE	OPPONENTS
SEMO	(51)	
Troy	—	(24) (37)
Missouri	55,(46),(26)	(30),53,(25),(61)
UCF	26,(30)	(29),52
Oklahoma State	—	(43),21,(34),(53),(31),(25)
( ) - Made		


## KICKOFFS

PLAYER	NO	YDS	AVG	TB	OB	RETN	NET	YDLN
Chris Tennant	33	2080	63.0	19	3			
<b>Total</b>	<b>33</b>	<b>2080</b>	<b>63.0</b>	<b>19</b>	<b>3</b>	<b>11</b>	<b>37.6</b>	<b>27</b>
<b>Opponents</b>	<b>25</b>	<b>1528</b>	<b>61.1</b>	<b>11</b>	<b>1</b>	<b>10</b>	<b>39.4</b>	<b>25</b>



### GAME-BY-GAME PASSING

WILL HOWARD	Comp	Att	Int	Pct	Yards	TD	Long	Sack	Yds	Effic.
SEMO	18	26	1	69.2	297	2	44	0	0	182.9
Troy	21	32	1	65.6	250	3	40	1	8	155.9
Missouri	25	39	1	64.1	270	3	34	3	13	142.5
UCF	27	41	1	64.3	255	0	24	1	7	110.5
Oklahoma State	15	34	3	44.1	152	1	29	2	8	73.7
Texas Tech										
TCU										
Houston										
Texas										
Baylor										
Kansas										
Iowa State										
<b>TOTALS</b>	<b>106</b>	<b>173</b>	<b>7</b>	<b>61.3</b>	<b>1,224</b>	<b>9</b>	<b>44</b>	<b>7</b>	<b>36</b>	<b>129.8</b>



AVERY JOHNSON	Comp	Att	Int	Pct	Yards	TD	Long	Sack	Yds	Effic.
SEMO	3	4	0	75.0	55	0	24	0	0	190.5
<b>TOTALS</b>	<b>3</b>	<b>4</b>	<b>0</b>	<b>75.0</b>	<b>55</b>	<b>0</b>	<b>24</b>	<b>0</b>	<b>0</b>	<b>190.5</b>

### GAME-BY-GAME RUSHING (NO-YDS/TDs)

PLAYER	NO-YDS/TDs	SEMO	TROY	MU	UCF	OSU	TTU	TCU	UH	UT	BU	KU	ISU
DJ Giddens	82-488/4	15-128/0	12-52/0	9-36/0	30-207/4	16-65/0							
Treshaun Ward	45-219/2	11-56/1	16-58/0	9-46/0	DNP	9-59/1							
Will Howard	38-227/6	3-5/1	8-33/2	10-21/0	7-64/2	10-104/1							
Avery Johnson	10-64/1	5-32/1	DNP	5-32/0	DNP	DNP							
Anthony Frias II	4-16/0	1-6/0	1-2/0	DNP	2-8/0	DNP							
Phillip Brooks	4-15/1	—	1-2/1	—	—	2-11/0							
Joe Jackson	4-1/0	4-1/0	DNP	DNP	DNP	DNP							
Keagan Johnson	1-4/0	DNP	—	1-4/0	—	—							
Jayce Brown	1-0/0	1-0/0	—	DNP	DNP	DNP							
<b>TOTALS</b>	<b>191-1,014/14</b>	<b>40-228/3</b>	<b>38-147/3</b>	<b>35-138/0</b>	<b>40-281/6</b>	<b>38-220/2</b>							

### GAME-BY-GAME RECEIVING (NO-YDS/TDs)

PLAYER	NO-YDS/TDs	SEMO	TROY	MU	UCF	OSU	TTU	TCU	UH	UT	BU	KU	ISU
Phillip Brooks	27-276/2	6-40/0	7-94/1	5-50/1	6-42/0	3-50/0							
Ben Sinnott	20-286/3	5-100/0	1-5/0	5-78/2	5-64/0	4-39/1							
DJ Giddens	16-135/0	—	1-7/0	3-14/0	8-86/0	4-28/0							
Jadon Jackson	14-181/2	2-38/1	4-77/1	4-47/0	3-17/0	1-2/0							
RJ Garcia II	11-170/1	5-119/1	3-31/0	2-18/0	—	1-2/0							
Keagan Johnson	8-73/0	DNP	3-25/0	1-2/0	2-15/0	2-31/0							
Treshaun Ward	7-72/1	—	2-11/1	5-61/0	DNP	—							
Tre Spivey	1-24/0	1-24/0	DNP	DNP	DNP	DNP							
Xavier Loyd	1-16/0	1-16/0	—	DNP	—	DNP							
Seth Porter	1-16/0	—	—	—	1-16/0	—							
Jayce Brown	1-15/0	1-15/0	—	DNP	DNP	DNP							
Will Swanson	1-10/0	—	—	—	1-10/0	—							
Will Howard	1-8/1	1-8/1	—	—	—	—							
Anthony Frias II	1-5/0	—	—	DNP	1-5/0	DNP							
<b>TOTALS</b>	<b>110-1,287/10</b>	<b>22-360/3</b>	<b>21-250/3</b>	<b>25-270/3</b>	<b>27-255/0</b>	<b>15-152/1</b>							



## DEFENSIVE STATISTICS

PLAYER	GP	TACKLES			TFLS NO-YDS	SACKS NO-YDS	PASS DEFENSE			FUMBLES		BLKD KICK	SA
		SOLO	AST	TOTAL			INT-YDS	PBU	QBH	RCV-YDS	FF		
Austin Moore	5	19	11	30	7.5-12	1.0-4	.	.	.	.	.	.	.
Kobe Savage	5	19	7	26	2.5-6	.	.	.	1	.	.	.	.
Will Lee III	5	16	7	23	1.5-2	.	1-1	1	2	.	.	.	.
Marques Sigle	4	18	5	23	1.0-3	.	.	2	.	.	.	1	.
Desmond Purnell	5	12	6	18	1.5-2	.	.	1	2	.	1	.	.
VJ Payne	5	14	4	18	2.0-5	.	.	1	.	1-0	.	.	.
Daniel Green	3	10	3	13	2.5-8	1.0-7	.	.	1	.	.	.	.
Austin Romaine	5	7	5	12	2.0-2	.	.	.	1	.	.	.	.
Brendan Mott	5	8	3	11	3.0-12	1.0-10	.	1	1	.	1	.	.
Uso Seumalo	5	4	6	10	1.5-5	1.5-5	.	.	.	1-0	.	.	.
Khalid Duke	5	9	1	10	6.0-43	4.0-41	.	.	.	.	1	.	.
Jacob Parrish	4	9	1	10	.	.	1-0	5	.	.	.	.	.
Keenan Garber	5	7	1	8	1.0-2	.	.	1	.	.	.	.	.
Beau Palmer	5	6	2	8	1.0-2	.	.	.	1	.	.	.	.
Nate Matlack	5	5	2	7	4.5-26	3.0-23	.	1	.	.	.	.	.
Jake Clifton	3	4	2	6	.	.	.	.	2	.	.	.	.
Cody Stufflebean	5	3	3	6	0.5-1	.	.	.	.	.	.	.	.
Colby McCalister	5	5	1	6	0.5-1	.	.	.	.	.	.	.	.
Asa Newsom	4	4	1	5	0.5-0	.	.	.	.	.	.	.	.
Tobi Osunsanmi	5	4	.	4	1.0-12	1.0-12	.	.	.	.	1	.	.
Damian Ilalio	5	1	2	3	1.0-3	0.5-2	.	.	1	.	.	.	.
Jack Fabris	3	2	.	2	.	.	.	.	.	.	.	.	.
Seth Porter	5	2	.	2	.	.	.	.	.	.	.	.	.
Phillip Brooks	5	2	.	2	.	.	.	.	.	.	.	.	.
Kanijal Thomas	5	2	.	2	.	.	.	.	.	.	.	.	.
Jevon Banks	5	2	.	2	1.0-6	1.0-6	.	.	.	.	.	.	.
Max Marsh	3	1	.	1	.	.	.	.	.	.	.	.	.
Jadon Jackson	5	1	.	1	.	.	.	.	.	.	.	.	.
Wesley Fair	1	1	.	1	.	.	.	.	.	.	.	.	.
Will Howard	5	1	.	1	.	.	.	.	.	.	.	.	.
Trevor Erickson	1	1	.	1	.	.	.	.	.	.	.	.	.
Randen Plattner	5	1	.	1	.	.	.	.	.	.	.	.	.
Jordan Perry	1	1	.	1	.	.	.	.	.	.	.	.	.
Hayden Gillum	5	1	.	1	.	.	.	.	.	.	.	.	.
Ty Bowman	4	.	1	1	.	.	.	.	.	.	.	.	.
Justice James	3	1	.	1	1.0-2	.	.	.	.	.	.	.	.
Will Swanson	5	1	.	1	.	.	.	.	.	.	.	.	.
Chiddi Obiazor	1	1	.	1	.	.	.	.	.	.	.	.	.
Drew Schmelzle	1	1	.	1	.	.	.	.	.	.	.	.	.
Matthew Maschmeier	5	1	.	1	.	.	.	.	.	.	.	.	.
<b>Totals</b>	<b>5</b>	<b>207</b>	<b>74</b>	<b>281</b>	<b>43-155</b>	<b>14-110</b>	<b>2-11</b>	<b>14</b>	<b>10</b>	<b>2-0</b>	<b>4</b>	<b>1</b>	<b>0</b>
<b>Opponents</b>	<b>5</b>	<b>225</b>	<b>84</b>	<b>309</b>	<b>20-66</b>	<b>7-36</b>	<b>7-74</b>	<b>17</b>	<b>13</b>	<b>0-0</b>	<b>1</b>	<b>0</b>	<b>0</b>

## SPECIAL TEAMS TACKLES

PLAYER	TOTAL	KO	PUNT	PLAYER	TOTAL	KO	PUNT
Beau Palmer	3	3	0	Tobi Osunsanmi	1	1	0
Ty Bowman	1	1	0	Randen Plattner	1	0	1
Max Marsh	1	1	0	Cody Stufflebean	1	1	0
Colby McCalister	1	1	0	Kanijal Thomas	1	1	0
Asa Newsom	1	1	0	<b>TOTALS</b>	<b>12</b>	<b>11</b>	<b>1</b>
Seth Porter	1	1	0				





### TOP TACKLERS GAME BY GAME

PLAYER	UT-AT-TT	SEMO	TROY	MU	UCF	OSU	TTU	TCU	UH	UT	BU	KU	ISU
Austin Moore	19-11-30	3-3-6	5-1-6	3-1-4	5-1-6	3-5-8							
Kobe Savage	19-7-26	3-2-5	2-1-3	8-0-8	2-0-2	4-4-8							
Marques Sigle	18-5-23	DNP	2-0-2	6-2-8	6-0-6	4-3-7							
Will Lee III	16-7-23	4-1-5	5-1-6	1-1-2	1-1-2	5-3-8							
VJ Payne	14-4-18	2-0-2	5-0-5	2-2-4	1-0-1	4-2-6							
Desmond Purnell	12-6-18	—	1-3-4	3-2-5	7-0-7	1-1-2							
Daniel Green	10-3-13	—	3-1-4	7-2-9	DNP	DNP							
Austin Romaine	7-5-12	—	2-1-3	—	3-0-3	2-4-6							
Brendan Mott	8-3-11	2-0-2	1-1-2	—	3-0-3	2-2-4							
Jacob Parrish	9-1-10	3-0-3	3-0-3	3-1-4	—	DNP							
Khalid Duke	9-1-10	2-0-2	3-0-3	1-0-1	2-0-2	1-1-2							
Uso Seumalo	4-6-10	1-1-2	1-1-2	0-2-2	1-0-1	1-2-3							
Keenan Garber	7-1-8	2-0-2	—	2-1-3	1-0-1	2-0-2							
Beau Palmer	6-2-8	2-0-2	—	2-0-2	1-0-1	1-2-3							
Nate Matlack	5-2-7	2-0-2	1-1-2	—	1-0-1	1-1-2							
Colby McCalister	5-1-6	3-0-3	—	0-1-1	1-0-1	1-0-1							
Jake Clifton	4-2-6	—	DNP	DNP	2-0-2	2-2-4							
Cody Stufflebean	3-3-6	—	—	2-1-3	1-0-1	0-2-2							
Asa Newsom	4-1-5	4-0-4	0-1-1	—	—	DNP							
Tobi Osunsanmi	4-0-4	—	1-0-1	—	1-0-1	2-0-2							
Damian Ilalio	1-2-3	1-1-2	—	—	—	0-1-1							

### GAME-BY-GAME TACKLES FOR LOSS

PLAYER	UT-AT-TT	SEMO	TROY	MU	UCF	OSU	TTU	TCU	UH	UT	BU	KU	ISU
Austin Moore	7-5-12	3-0-6	2-0-3	1-0-1	1-0-1	0-5-1							
Khalid Duke	6-0-43	1-0-13	3-0-17	—	2-0-13	—							
Nate Matlack	4-5-26	2-0-19	1-0-2	—	1-0-5	0-5-0							
Brendan Mott	3-0-12	1-0-1	—	—	1-0-10	1-0-1							
Daniel Green	2-5-8	—	—	2-5-8	DNP	DNP							
Kobe Savage	2-5-5	1-0-1	—	1-0-4	—	0-5-1							
VJ Payne	2-0-5	—	—	1-0-2	—	1-0-3							
Austin Romaine	2-0-2	—	—	—	1-0-2	1-0-0							
Uso Seumalo	1-5-5	0-5-2	—	—	1-0-3	—							
Will Lee III	1-5-2	—	1-5-2	—	—	—							
Desmond Purnell	1-5-2	—	—	—	1-0-1	0-5-1							
Tobi Osunsanmi	1-0-12	—	1-0-12	—	—	—							
Jevon Banks	1-0-6	—	—	1-0-6	—	—							
Damian Ilalio	1-0-3	0-5-2	—	—	—	0-5-1							
Marques Sigle	1-0-3	DNP	—	1-0-3	—	—							
Keenan Garber	1-0-2	—	—	—	—	1-0-2							
Justice James	1-0-2	1-0-2	—	DNP	DNP	—							
Beau Palmer	1-0-2	1-0-2	—	—	—	—							
Colby McCalister	0-5-1	—	—	0-5-1	—	—							
Cody Stufflebean	0-5-1	—	—	—	—	0-5-1							
Asa Newsom	0-5-0	—	0-5-0	—	—	DNP							
<b>TOTAL</b>	<b>43-155</b>	<b>11-48</b>	<b>9-36</b>	<b>8-25</b>	<b>8-35</b>	<b>7-11</b>							

### GAME-BY-GAME SACKS

PLAYER	UT-AT-TT	SEMO	TROY	MU	UCF	OSU	TTU	TCU	UH	UT	BU	KU	ISU
Khalid Duke	4-0-41	1-0-13	2-0-16	—	1-0-12	—							
Nate Matlack	3-0-23	1-0-16	1-0-2	—	1-0-5	—							
Tobi Osunsanmi	1-0-12	—	1-0-12	—	—	—							
Brendan Mott	1-0-10	—	—	—	1-0-10	—							
Daniel Green	1-0-7	—	—	1-0-7	DNP	DNP							
Jevon Banks	1-0-6	—	—	1-0-6	—	—							
Austin Moore	1-0-4	1-0-4	—	—	—	—							
Uso Seumalo	1-5-5	0-5-2	—	—	1-0-3	—							
Damian Ilalio	0-5-2	0-5-2	—	—	—	—							
<b>TOTAL</b>	<b>14-110</b>	<b>4-37</b>	<b>4-30</b>	<b>2-13</b>	<b>4-30</b>	<b>0-0</b>							



## GAME-BY-GAME SUMMARIES

GAME	Final Score	Score By Quarter				First Downs				Rushing			Passing			Total Offense		Punting	Fumbles	Penalty	Third Downs	Total ToP
		1	2	3	4 (OT)	Ru	Pa	Pn	Tot	Att	Yds	TD	C-A-I	Yds	TD	Att	Yds	No-Avg	No-Lost	No-Yds		
SEMO	0	0	0	0	0	3	9	1	13	26	6	0	25-37-0	221	0	63	227	8-41.0	0-0	5-65	4-14	30:35
K-State	45	7	28	3	7	11	16	1	28	40	228	3	22-31-1	360	3	71	588	2-41.0	1-0	4-36	4-10	29:25
Troy	13	0	10	0	3	2	10	3	15	28	70	0	22-38-1	216	1	66	286	5-39.0	3-1	3-22	6-17	30:23
K-State	42	7	14	7	14	9	10	1	20	38	147	3	21-32-1	250	3	70	397	5-39.2	0-0	5-45	10-15	29:37
K-State	27	7	7	10	3	7	11	1	19	35	138	0	25-39-1	270	3	74	408	5-38.4	0-0	7-65	8-17	34:00
Missouri	30	10	7	0	13	3	15	2	20	28	74	1	23-36-0	356	2	64	430	6-44.0	0-0	6-40	3-13	26:00
UCF	31	10	7	7	7	6	10	3	19	34	143	1	14-25-1	264	3	59	407	2-39.0	1-1	10-80	5-12	25:37
K-State	44	7	14	10	13	12	16	4	32	40	281	6	27-42-1	255	0	82	536	1-69.0	0-0	5-63	9-15	34:23
K-State	21	0	7	8	6	12	6	0	18	38	220	2	15-34-3	152	1	72	372	4-48.5	1-0	4-32	6-16	25:18
Oklahoma State	29	10	10	6	3	7	13	0	20	40	174	1	20-36-0	238	0	76	412	3-40.3	0-0	5-45	6-18	34:42
K-State																						
Texas Tech																						
TCU																						
K-State																						
Houston																						
K-State																						
K-State																						
Texas																						
Baylor																						
K-State																						
K-State																						
Kansas																						
Iowa State																						
K-State																						

## GAME-BY-GAME STARTERS

### OFFENSE

Opponent	WR	LT	LG	C	RG	RT	TE	QB	RB	WR	WR
SEMO	Garcia II	Leveston	Beebe	Gillum	Panzer	Willis	Sinnott	Howard	Giddens	Jackson	Brooks
Troy	Garcia II	Leveston	Beebe	Gillum	Panzer	Willis	Sinnott	Howard	Giddens	Swanson (te)	Brooks
Missouri	Garcia II	Leveston	Beebe	Gillum	Panzer	Willis	Sinnott	Howard	Giddens	Jackson	Brooks
UCF	Jackson	Leveston	Beebe	Gillum	Panzer	Willis	Sinnott	Howard	Giddens	Oakley (te)	Brooks
Oklahoma State	Garcia II	Leveston	Beebe	Gillum	Panzer	Willis	Sinnott	Howard	Giddens	Jackson	Brooks
Texas Tech											
TCU											
Houston											
Texas											
Baylor											
Kansas											
Iowa State											

### DEFENSE

OPPONENT	DE	DT	DE	SLB	MLB	WLB	CB	SS	JS	FS	CB
SEMO	Duke	Ilalio	Mott	Purnell	Green	Moore	Lee III	Savage	Payne	McCalister	Parrish
Troy	Duke	Seumalo	Mott	Purnell	Green	Moore	Lee III	Savage	Payne	Sigle	Parrish
Missouri	Duke	Seumalo	Mott	Purnell	Green	Moore	Lee III	Savage	Payne	Sigle	Parrish
UCF	Duke	Seumalo	Mott	Purnell	Romaine	Moore	Lee III	Payne	Savage	Sigle	Parrish
Oklahoma State	Duke	Seumalo	Mott	Purnell	Romaine	Moore	Lee III	Payne	Savage	Sigle	Garber
Texas Tech											
TCU											
Houston											
Texas											
Baylor											
Kansas											
Iowa State											

## TURNOVER CHART

GAME	TAKEAWAYS			GIVEAWAYS			DIFF.	K-STATE PTS OFF	OPP PTS OFF
	FUM	INT	TOT	FUM	INT	TOT			
SEMO	0	0	0	0	1	1	-1	0	0
Troy	1	1	2	0	1	1	+1	0	3
Missouri	0	0	0	0	1	1	-1	0	3
UCF	1	1	2	0	1	1	E	7	7
Oklahoma State	0	0	0	0	3	3	-3	0	7
Texas Tech									
TCU									
Houston									
Texas									
Baylor									
Kansas									
Iowa State									
<b>TOTAL</b>	<b>2</b>	<b>2</b>	<b>4</b>	<b>0</b>	<b>7</b>	<b>7</b>	<b>-3</b>	<b>7</b>	<b>20</b>
<b>AVG. PER GAME</b>	<b>0.40</b>	<b>0.40</b>	<b>0.80</b>	<b>0.00</b>	<b>1.40</b>	<b>1.40</b>	<b>-0.60</b>	<b>1.40</b>	<b>4.00</b>



## SCORING DRIVES

### KANSAS STATE

OPPONENT	QTR	TD	FG	PLAYER(S)	PLAY	PL	YDS	TIME
SEMO	1	X		Will Howard to Jadon Jackson	33 yd pass	9	67	4:03
	2	X		Will Howard	1 yd run	13	84	5:45
	2	X		Will Howard to RJ Garcia II	37 yd pass	6	87	2:16
	2	X		Treshaun Ward	3 yd run	4	60	1:42
Troy	2	X		Treshaun Ward to Will Howard	8 yd pass	9	89	1:36
	3		X	Chris Tennant	51 yd field goal	7	34	2:37
	4	X		Avery Johnson	7 yd run	8	79	3:42
	1	X		Will Howard to Jadon Jackson	9 yd pass	8	71	3:20
Missouri	2	X		Phillip Brooks	2 yd run	12	56	4:25
	2	X		Will Howard to Phillip Brooks	39 yd pass	5	66	0:39
	3	X		Will Howard	2 yd run	8	44	3:17
	4	X		Treshaun ward	1 yd run	9	76	5:04
UCF	4	X		Will Howard	1 yd run	6	34	3:44
	1	X		Will Howard to Phillip Brooks	10 yd pass	11	75	4:14
	2	X		Will Howard to Ben Sinnott	3 yd pass	10	64	4:46
	3		X	Chris Tennant	46 yd field goal	6	16	2:37
Oklahoma State	3	X		Will Howard to Ben Sinnott	3 yd pass	12	74	5:52
	4	X		Chris Tennant	26 yd field goal	8	67	2:59
	1	X		DJ Giddens	1 yd run	8	75	3:26
	2	X		DJ Giddens	9 yd run	12	84	4:23
Texas Tech	2	X		DJ Giddens	18 yd run	8	62	4:01
	3		X	Chris Tennant	30 yd field goal	9	63	4:07
	3	X		Will Howard	2 yd run	11	85	5:09
	4	X		DJ Giddens	3 yd run	13	65	6:05
Iowa State	4	X		Will Howard	31 yd run	2	36	0:53
	2	X		Will Howard to Ben Sinnott	1 yd pass	7	92	3:01
	3	X		Treshaun Ward	11 yd run	10	65	4:30
	4	X		Will Howard	6 yd run	8	75	2:35

### OPPONENTS

OPPONENT	QTR	TD	FG	PLAYER(S)	PLAY	PL	YDS	TIME
Troy	2		X	Scott Taylor Renfro	24 yd field goal	14	73	6:44
	2	X		Gunnar Watson to Chris Lewis	21 yd pass	5	75	1:37
	4		X	Scott Taylor Renfro	37 yd field goal	6	62	2:02
	1	X		Brady Cook to Luther Burden	47 yd pass	6	75	2:49
Missouri	1		X	Harrison Mevis	30 yd field goal	7	35	3:04
	2	X		Brady Cook	1 yd run	6	75	2:29
	4	X		Harrison Mevis	25 yd field goal	6	68	1:51
	4	X		Brady Cook to Luther Burden	26 yd pass	2	77	0:29
UCF	4		X	Harrison Mevis	61 yd field goal	10	38	1:25
	1		X	Colton Boomer	29 yd field goal	6	63	2:26
	1	X		Timmy McClain to RJ Harvey	27 yd pass	9	57	5:11
	2	X		Timmy McClain to Kobe Hudson	69 yd pass	2	76	0:41
Oklahoma State	3	X		Timmy McClain to Kobe Hudson	46 yd pass	3	46	1:10
	4	X		RJ Harvey	1 yd run	11	75	1:58
	1	X		Ollie Gordon	2 yd run	15	72	5:24
	1		X	Alex Hale	43 yd field goal	8	47	3:58
Texas Tech	2		X	Alex Hale	34 yd field goal	8	63	3:08
	2	X		Cameron Epps	35 yd interception return	—	—	—
	3	X		Alex Hale	53 yd field goal	8	31	2:49
	3	X		Alex Hale	31 yd field goal	6	54	3:22
Iowa State	4		X	Alex Hale	25 yd field goal	5	18	1:18

## DRIVE SUPERLATIVES

	KANSAS STATE	OPPONENT
Most Plays/Result	13/TD vs. SEMO and UCF	15/TD by Oklahoma State
Most Yards/Result	92/TD at Oklahoma State	77/TD by Missouri
Most Time/Result	6:05/TD vs. UCF	6:44/FG by Troy

## AVERAGE STARTING FIELD POSITION

	Total Drives	Total Yd. Line	Average Field Pos.	Started in Opp.	Total Scores	TD	FG	MFG	Punts	Downs	To	Clock	Total Off. Points
K-State	61	1,897	Own 31	8	28	24	4	2	17	5	7	3	179
Opponents	63	1,742	Own 28	5	20	9	11	2	24	6	4	7	96

## DRIVE CHART (NO. OF DRIVES/TD/FG)

Drive Start Result	1-9 NO/TD/FG	10-19 NO/TD/FG	20-29 NO/TD/FG	30-39 NO/TD/FG	40-49 NO/TD/FG	50+ NO/TD/FG
SEMO	1/0/0	3/3/0	1/1/0	3/1/1	1/1/0	2/0/0
Troy	0/0/0	0/0/0	3/2/0	3/1/0	3/1/0	4/2/0
Missouri	0/0/0	1/0/0	6/2/0	4/1/1	1/0/0	1/0/1
UCF	0/0/0	4/2/0	2/1/1	4/2/0	0/0/0	1/1/0
Oklahoma State	1/1/0	2/0/0	8/1/0	1/1/0	1/0/0	0/0/0
Texas Tech						
TCU						
Houston						
Texas						
Baylor						
Kansas						
Iowa State						

## 3-AND-OUT

	Kansas State 3-and-Out/Drives	Opponent 3-and-Out/Drives
SEMO	1/11	4/12
Troy	4/13	5/13
Missouri	3/13	3/13
UCF	1/11	1/12
Oklahoma State	2/13	3/13
Texas Tech		
TCU		
Houston		
Texas		
Baylor		
Kansas		
Iowa State		





## SCORING DRIVE ANALYSIS

Yardage	KANSAS STATE		OPPONENTS	
	TD	FG	TD	FG
No Drive	0	0	1	0
Minus Yds.	0	0	0	0
0-9	0	0	0	0
10-19	0	1	0	1
20-29	0	0	0	0
30-39	2	1	0	3
40-49	1	0	1	1
50-59	1	0	1	1
60-69	7	2	0	4
70-79	7	0	7	1
80-89	5	0	0	0
90-99	1	0	0	0

## GAME OPENING DRIVES

Opponent	KANSAS STATE			OPPONENTS		
	Pts.	1st Dns.	Yds.	Pts.	1st Dns.	Yds.
SEMO	7	4	67	0	0	-3
Troy	7	3	71	0	0	4
Missouri	7	4	75	7	3	75
UCF	7	3	75	3	2	63
Oklahoma State	0	0	3	7	6	72
Texas Tech						
TCU						
Houston						
Texas						
Baylor						
Kansas						
Iowa State						

## SECOND HALF OPENING DRIVES

Opponent	KANSAS STATE			OPPONENTS		
	Pts.	1st Dns.	Yds.	Pts.	1st Dns.	Yds.
SEMO	3	2	34	0	1	18
Troy	0	0	2	0	0	9
Missouri	0	0	-5	3	1	16
UCF	3	3	63	0	1	46
Oklahoma State	0	8	43	3	2	31
Texas Tech						
TCU						
Houston						
Texas						
Baylor						
Kansas						
Iowa State						

## 3RD-DOWN CONVERSIONS (INCLUDES 3RD-AND-GOAL SITUATIONS)

BY QUARTER	1	2	3	4	TOTAL
KANSAS STATE	8-14	9-20	11-20	9-19	37-73
PCT.	.571	.450	.550	.474	.507
Opponents	11-20	5-19	3-14	5-21	24-74
PCT.	.550	.263	.214	.238	.324
BY YARDAGE	1-3	4-6	7-10	11+	TOTAL
KANSAS STATE	19-23	9-17	7-24	2-9	37-73
PCT.	.826	.529	.292	.222	.507
Opponents	6-13	4-14	10-28	4-19	24-74
PCT.	.462	.286	.357	.211	.324

WHO CONVERTS FOR K-STATE: Giddens 9, Ward 7, Howard 6, Brooks 4, J. Jackson 3, K. Johnson 3, Sinnott 3, Garcia II 1, A. Johnson 1

## RED ZONE

Opponent	Times Inside		Times Scored	Total Pts	Total TDs	Rush TDs	Pass TDs	FGs Made	<----- Failed to score inside opp. 20 ----->					
	Score	Opp. 20							FGA	Downs	Int	Fumb	Half	Game
SEMO	45-0	5	4	28	4	3	1	0	0	1	0	0	0	0
Troy	42-13	5	5	35	5	3	2	0	0	0	0	0	0	0
Missouri	27-30	4	4	24	3	0	3	1	0	0	0	0	0	0
UCF	44-317	6	37	5	5	0	1	1	1	0	0	0	0	0
Oklahoma State	21-29	4	3	21	3	2	1	0	0	1	0	0	0	0
Texas Tech														
TCU														
Houston														
Texas														
Baylor														
Kansas														
Iowa State														
K-State	179-103	25	22	145	20	13	7	2	1	2	0	0	0	0
Opponents	103-179	13	12	48	3	3	0	9	1	0	0	0	0	0

Season Percentage - Overall: 22 of 25 (88.0%)

Season Percentage - Touchdowns: 20 of 25 (80.0%)

Season Percentage - Field Goals: 2 of 25 (8.0%)



## 20-PLUS YARD PLAYS

YARDS	TYPE	PLAYER(S)	OPPONENT	QTR
70	Run	Will Howard	Oklahoma State	2
44	Pass	Will Howard to RJ Garcia II	SEMO	3
43	Run	DJ Giddens	SEMO	2
41	Pass	Will Howard to Ben Sinnott	SEMO	2
40	Pass	Will Howard to Jadon Jackson	Troy	4
40	Pass	Will Howard to Ben Sinnott	SEMO	1
39*	Pass	Will Howard to Phillip Brooks	Troy	2
37	Pass	Will Howard to RJ Garcia II	SEMO	2
36	Run	DJ Giddens	UCF	1
36	Kickoff Return	Phillip Brooks	Missouri	1
34	Pass	Will Howard to Ben Sinnott	Missouri	2
33	Pass	Will Howard to Treshaun Ward	Missouri	4
33	Pass	Will Howard to Ben Sinnott	Missouri	3
33	Kickoff Return	Phillip Brooks	SEMO	3
33*	Pass	Will Howard to Jadon Jackson	SEMO	1
31*	Run	Will Howard	UCF	4
31	Run	DJ Giddens	UCF	3
29	Run	Will Howard	Oklahoma State	4
29	Pass	Will Howard to Ben Sinnott	Oklahoma State	3
29	Punt Return	Phillip Brooks	Troy	3
25	Pass	Will Howard to Phillip Brooks	Oklahoma State	4
24	Pass	Will Howard to DJ Giddens	UCF	2
24	Pass	Will Howard to Jadon Jackson	Troy	1
24	Pass	Avery Johnson to Tre Spivey	SEMO	3
23	Kickoff Return	Phillip Brooks	Troy	1
22	Pass	Will Howard to Phillip Brooks	UCF	2
22	Pass	Will Howard to Ben Sinnott	UCF	1
22	Kickoff Return	Phillip Brooks	Troy	4
22	Pass	Will Howard to Phillip Brooks	Troy	1
22	Pass	Will Howard to Phillip Brooks	SEMO	2
21	Pass	Will Howard to Jadon Jackson	Missouri	2
20	Pass	Will Howard to Keagan Johnson	Oklahoma State	4
20	Run	Treshaun Ward	Troy	1

### BY PLAY

Pass.....	21
Rush.....	7
Kickoff Return.....	4
Punt Return.....	1
Interception Return.....	0

### BY GAME

SEMO.....	9
Troy.....	8
Missouri.....	5
UCF.....	6
Oklahoma State.....	5

### BY QUARTER

1st.....	9
2nd.....	10
3rd.....	7
4th.....	7

### RUSHING

DJ Giddens.....	3
Will Howard.....	3
Treshaun Ward.....	1

### PASSING

Will Howard.....	20
Avery Johnson.....	1

### RECEIVING

Ben Sinnott.....	6
Phillip Brooks.....	5
Jadon Jackson.....	4
DJ Giddens.....	2
RJ Garcia II.....	1
Keagan Johnson.....	1
Tre Spivey.....	1
Treshaun Ward.....	1

### KICKOFF RETURN

Phillip Brooks.....	4
---------------------	---

### PUNT RETURN

Phillip Brooks.....	1
---------------------	---

### INTERCEPTION RETURN

None

### LONGEST OPPONENT PLAYS

**Pass** – 69 (Timmy McClain to Kobe Hudson, UCF)

**Rush** – 48 (Johnny Richardson, UCF)

**Kickoff Return** – 51 (Johnny Richardson, UCF)

**Punt Return** – None

**Interception Return** – 35 (Cameron Epps, Oklahoma State)

**Fumble Return** – None



## SUPERLATIVES

K-State High	K-State Team Low	TEAM	Opponent High	Opponent Low
45 vs. SEMO	21 at Oklahoma State	Points	31, UCF	0, SEMO
588 vs. SEMO	372 at Oklahoma State	Total Offense	430, Missouri	227, SEMO
82 vs. UCF	70 vs. Troy	Plays	76, Oklahoma State	59, UCF
8.3 vs. SEMO	5.2 at Oklahoma State	Yards Per Play	6.9, UCF	3.6, SEMO
32 vs. UCF	18 at Oklahoma State	First Downs	20, Missouri/Oklahoma State	13, SEMO
10 vs. Troy	4 vs. SEMO	3rd Down Conversions	6, Troy/Oklahoma State	3, Missouri
66.7 vs. Troy	37.5 at Oklahoma State	3rd Down Percentage (Min. 5 Att)	41.7, UCF	23.1, Missouri
281 vs. UCF	138 at Missouri	Rushing Yards	174, Oklahoma State	6, SEMO
40 vs. SEMO/UCF	35 at Missouri	Rushes	40, Oklahoma State	26, SEMO
7.0 vs. UCF	3.9 vs. Troy/Missouri	Yards Per Carry	4.4, Oklahoma State	0.2, SEMO
6 vs. UCF	0 at Missouri	Rushing Touchdowns	1, Missouri/UCF/Oklahoma State	0, SEMO/Troy
360 vs. SEMO	152 at Oklahoma State	Passing Yards	356, Missouri	216, Troy
42 vs. UCF	31 vs. SEMO	Passing Attempts	38, Troy	25, UCF
27 vs. UCF	15 at Oklahoma State	Completions	25, SEMO	14, UCF
3 vs. SEMO/Troy/Missouri	0 vs. UCF	Passing Touchdowns	3, UCF	0, SEMO/Oklahoma State
71.0 vs. SEMO	44.1 at Oklahoma State	Completion Percentage (Min. 10 Att)	67.6, SEMO	55.6, Oklahoma State
194.0 vs. SEMO	73.7 at Oklahoma State	Passing Efficiency (Min. 10 Att)	176.3, Missouri	109.1, Troy
2 at Missouri	0 vs. Troy	Field Goals	5, Oklahoma State	0, SEMO
48.5 at Oklahoma State	38.4 at Missouri	Punting Average (Min. 3 Att)	44.0, Missouri	39.0, Troy
37 vs. Troy	0 vs. SEMO/UCF/Oklahoma State	Punt Return Yards	12, UCF	0, SEMO/Troy/Missouri/Oklahoma State
63 vs. Troy	15 at Oklahoma State	Kickoff Return Yards	95, UCF	37, SEMO
4 vs. SEMO/Troy/UCF	0 at Oklahoma State	Sacks By	3, Missouri	0, SEMO
11 vs. SEMO	7 at Oklahoma State	TFLs By	6, Troy	2, UCF
1 vs. Troy/UCF	0 vs. SEMO/Missouri/Oklahoma State	Interceptions By	3, Oklahoma State	1, SEMO/Troy/Missouri/UCF
7 at Missouri	4 vs. SEMO/Oklahoma State	Penalties	10, UCF	3, Troy
65 at Missouri	32 at Oklahoma State	Penalty Yards	80, UCF	22, Troy
3 at Oklahoma State	1 vs. SEMO/Troy/Missouri/UCF	Turnovers	2, Troy/UCF	0, SEMO/Missouri/Oklahoma State

## INDIVIDUAL

K-State High	Opponent High
207, DJ Giddens vs. UCF	136, Ollie Gordon, Oklahoma State
30, DJ Giddens vs. UCF	21, Ollie Gordon, Oklahoma State
10.4, Will Howard at Oklahoma State	6.5, Ollie Gordon, Oklahoma State
70, Will Howard at Oklahoma State	48, Johnny Richardson, UCF
31, Will Howard vs. UCF	2, Ollie Gordon, Oklahoma State
4, DJ Giddens vs. UCF	1, three players
297, Will Howard vs. SEMO	356, Brady Cook, Missouri
42, Will Howard vs. UCF	36, Paxton DeLaurent, SEMO
27, Will Howard vs. UCF	24, Paxton DeLaurent, SEMO
44, Will Howard vs. SEMO	69, Timmy McClain, UCF
39, Will Howard vs. Troy	69, Timmy McClain, UCF
3, Will Howard vs. Troy/Missouri	3, Timmy McClain, UCF
69.2, Will Howard, SEMO	66.7, Paxton DeLaurent, SEMO
182.9, Will Howard vs. SEMO	183.7, Timmy McClain, UCF
119, RJ Garcia II vs. SEMO	138, Kobe Hudson, UCF
8, DJ Giddens vs. UCF	10, Ryan Flournoy, SEMO
23.8, RJ Garcia II vs. SEMO	27.6, Kobe Hudson, UCF
44, RJ Garcia II vs. SEMO	69, Kobe Hudson, UCF
39, Phillip Brooks vs. Troy	69, Kobe Hudson, UCF
2, Ben Sinnott at Missouri	2, Luther Burden, Missouri and Kobe Hudson, UCF
319, Will Howard vs. UCF	358, Brady Cok, Missouri
293, DJ Giddens vs. UCF	141, Ollie Gordon, Oklahoma State
2, Chris Tennant at Missouri	5, Alex Hale, Oklahoma State
51, Chris Tennant vs. SEMO	61, Harrison Mevis, Missouri
5, Jack Blumer vs. Troy/Missouri	8, Adam Heston, SEMO
48.5, Jack Blumer at Oklahoma State	44.0, Riley Williams, Missouri
69, Jack Blumer vs. UCF	54, Adam Heston, SEMO
29, Phillip Brooks vs. Troy	12, Walter Yates, UCF
36, Phillip Brooks at Missouri	51, Johnny Richardson, UCF
9, Daniel Green at Missouri	17, Martin Nickolas, Oklahoma State
8, Kobe Savage at Missouri	12, Jason Johnson, UCF
3.0, Austin Moore vs. SEMO and Khalid Duke vs. Troy	2.5, Martin Nickolas, Oklahoma State
2.0, Khalid Duke vs. Troy	1.0, seven players
2, Jacob Parrish and Nate Matlack vs. Troy	2, three players
1, Will Lee III vs. Troy and Jacob Parrish vs. UCF	7, Cameron Epps, Oklahoma State
11, Will Lee III vs. Troy	35, Cameron Epps, Oklahoma State





## GAME ONE

**SEMO**

**16/17 K-STATE**

0 0 0 0 - 0  
7 28 3 7 - 45

Sept. 2 | Bill Snyder Family Stadium | Manhattan, Kan. | 6:02 p.m. | Att: 52,066



**WILL HOWARD**

### TEAM STATISTICS

	SEMO	K-STATE
<b>FIRST DOWNS</b>	<b>13</b>	<b>28</b>
Rushing	3	11
Passing	9	16
Penalty	1	1
<b>NET YARDS RUSHING</b>	<b>6</b>	<b>228</b>
Rushing Attempts	26	40
Average Per Rush	0.2	5.7
Rushing Touchdowns	0	3
Yards Gained Rushing	52	235
Yards Lost Rushing	46	7
<b>NET YARDS PASSING</b>	<b>221</b>	<b>360</b>
Completions-Attempts-Int	25-37-0	22-31-1
Average Per Attempt	6.0	11.6
Average Per Completion	8.8	16.4
Passing Touchdowns	0	3
<b>TOTAL OFFENSE YARDS</b>	<b>227</b>	<b>588</b>
Total offense plays	63	71
Average Gain Per Play	3.6	8.3
<b>Fumbles: Number-Lost</b>	<b>0-0</b>	<b>1-0</b>
<b>Penalties: Number-Yards</b>	<b>5-65</b>	<b>4-36</b>
<b>PUNTS-YARDS</b>	<b>8-328</b>	<b>2-82</b>
Average Yards Per Punt	41.0	41.0
Net Yards Per Punt	41.0	41.0
Inside 20	4	2
50+ Yards	1	0
Touchbacks	0	0
Fair catch	6	0
<b>KICKOFFS-YARDS</b>	<b>1-65</b>	<b>8-520</b>
Average Yards Per Kickoff	65.0	65.0
Net Yards Per Kickoff	32.0	41.6
Touchbacks	0	6
<b>Punt returns: Number-Yards-TD</b>	<b>0-0-0</b>	<b>0-0-0</b>
Average Per Return	0.0	0.0
<b>Kickoff returns: Number-Yds-TD</b>	<b>2-37-0</b>	<b>1-33-0</b>
Average Per Return	18.5	33.0
<b>Interceptions: Number-Yds-TD</b>	<b>1-20-0</b>	<b>0-0-0</b>
<b>Fumble Returns: Number-Yds-TD</b>	<b>0-0-0</b>	<b>0-0-0</b>
<b>Possession Time</b>	<b>30:35</b>	<b>29:25</b>
1st Quarter	7:44	7:16
2nd Quarter	6:23	8:37
3rd Quarter	7:02	7:58
4th Quarter	9:26	5:34
<b>Third-Down Conversions</b>	<b>4 of 14</b>	<b>4 of 10</b>
<b>Fourth-Down Conversions</b>	<b>0 of 2</b>	<b>1 of 2</b>
<b>Red-Zone Scores-Chances</b>	<b>0-0</b>	<b>4-5</b>
Touchdowns	0-0	4-5
Field goals	0-0	0-5
<b>Sacks By: Number-Yards</b>	<b>0-0</b>	<b>4-37</b>
<b>PAT Kicks</b>	<b>0-0</b>	<b>6-6</b>
<b>Field Goals</b>	<b>0-0</b>	<b>1-1</b>

### Game Notes

• K-State blanked SEMO a year after the Wildcats shut out South Dakota in the 2022 season opener... It was the first time the Kansas State defense posted shutouts in consecutive season openers since 1998 (Indiana State) and 1999 (Temple)... It was the largest K-State shutout since a 52-0 blanking of Bowling Green in 2019.

• The Wildcat defense allowed only six rushing yards to SEMO on Saturday night... It was the fewest rushing yards allowed since Texas A&M had -13 rushing yards in 2009.

• K-State put together 588 yards of total offense to rank fifth in school history... It was the most yards by the Wildcats since a school-record 658-yard output against North Texas in 2005... Among the 558 yards on Saturday, 360 came through the air, which was the most since a 400-yard passing game at West Virginia in 2014.

• Quarterback **Will Howard** threw two touchdown passes, rushed for one and was also on the receiving end of an eight-yard touchdown catch from Treshawn Ward... He is the sixth Big 12 quarterback all time to have a passing, rushing and receiving touchdown in a game, but he is just the second ever to do all three in one quarter as he did so in the second frame... The last time a Big 12 signal caller did all three in a game was TCU's Kenny Hill vs. Stanford in 2017... The other time all three were done in the same quarter was Nebraska's Eric Crouch vs. California in 1999... There were three players last year who had all three in a game — Florida State's Jordan Travis at Syracuse and Oregon's Bo Nix at Colorado.

## K-STATE OPENS WITH 45-0 SHUTOUT OF SEMO

**MANHATTAN, Kan.** — On a night that Kansas State celebrated its three Big 12 Conference title teams, the 16th-ranked Wildcats turned the page on their 2022 league championship with an emphatic 45-0 season-opening win over Southeast Missouri in front of a sellout crowd on a sizzling Saturday at Bill Snyder Family Stadium.

Will Howard threw for 297 yards and two touchdowns, DJ Giddens rushed for 128 yards, and RJ Garcia II and Ben Sinnott each had 100-yard receiving performances, as the Wildcats dominated their first-ever meeting against the Redhawks, who entered ranked No. 11 in the FCS media poll.

K-State marched to 588 total yards, its fifth-most offensive yards in history and most since a school-record 658 yards against North Texas in 2005. The Wildcats scored on five of their first six possessions and kept the Redhawks out of end zone, posting its most dominant shutout win since a 52-0 rout of Bowling Green in 2019.

K-State outrushed SEMO, 228-6, holding an opponent to its fewest rushing yards since allowing Texas A&M -13 during a game in 2009. The Wildcats posted 11 tackles for loss, including four sacks of SEMO quarterback Paxton DeLaurent. It wasn't until midway through the third quarter that SEMO reached 200 total yards.

It also wasn't until midway through the third quarter that the Wildcats booted a field goal or punted the football, and by then all that was left to question was whether true freshman quarterback Avery Johnson would join the fun.

Mission accomplished.

Johnson ended his first-ever drive at K-State with a four-yard touchdown run with 14 minutes, 30 seconds left in the game, capping an 8-play, 79-yard drive.

While Johnson sent the student section into a frenzy, K-State sizzled from start to finish amid 100-degree temperatures that did little to slow down the Wildcats, who sent battalions of players onto the field and left nothing to question.

The Wildcats were pretty awesome from the start.

Howard threw for 252 yards and two touchdowns, rushed for a score, and made an 8-yard touchdown reception in a dominant first half in which the Wildcats rolled to a 35-0 lead behind a lights-out offense and a defense that clamped down on the Redhawks on nearly every possession.

Howard fired a 33-yard touchdown pass to Ole Miss transfer Jadon Jackson, he and found Garcia II for a 37-yard score while also tucking the ball and racing around the left side 1 yard for another score, as the Wildcats raced to a 21-0 lead after 1 1/2 quarters.

K-State's crowd of 52,066 marked its largest attendance in a game since 2017 and the largest home-opening crowd in eight years. Fans roared as they witnessed the first K-State touchdown from Treshawn Ward from 3 yards out for a 28-0 advantage before a 43-yard scamper by DJ Giddens highlighted a drive that offensive coordinator Collin Klein capped with some razzle dazzle.

Facing first-and-goal at the 8-yard line, Howard pitched the ball to Ward then darted toward the Redhawks sideline. Ward wound back and threw the ball back to Howard, who caught the ball in the flat and raced down the sideline and into the end zone with 38 seconds left for a 35-0 score, adding a final statement to a near-perfect first half.

### SCORING SUMMARY

Team	Qtr/Time	Scoring Play	Conversion	Plays-Yds-TOP	Score
KS	1st/9:33	Jackson 33 yd pass from Howard	Tennant kick	9-67-4:03	0-7
KS	2nd/11:57	Howard 1 yd run	Tennant kick	13-84-5:45	0-14
KS	2nd/8:13	Garcia II 27 yd pass from Howard	Tennant kick	6-87-2:16	0-21
KS	2nd/5:35	Ward 3 yd run	Tennant kick	4-60-1:42	0-28
KS	2nd/0:38	Howard 8 yd pass from Ward	Tennant kick	9-89-1:36	0-35
KS	3rd/12:17	Tennant 51 yd field goal		7-34-2:37	0-38
KS	4th/14:30	Johnson 7 yd run	Simmering kick	8-79-3:42	0-45

### STATISTICAL LEADERS

#### ► SEMO

Rushing	Att	Yds	TD	Lg	Avg
Smith	6	18	0	11	3.0
Heitert	1	3	0	3	3.0
Robbins	1	0	0	0	0.0
Hess	10	-4	0	1	-0.4
DeLaurent	8	-11	0	14	-1.4
Passing	C-A-I	Yds	TD	Lg	Sack
DeLaurent	24-36-0	213	0	24	4
Heitert	1-1-0	8	0	8	0

Receiving	Rec	Yds	TD	Lg
Brooks	6	40	0	22
Flournoy	10	96	0	24
Vick	7	52	0	16
Hess	3	23	0	11
Sellers	2	21	0	15
Joiner	1	16	0	16
West	1	8	0	8
Klinkenbeard	1	5	0	5

#### ► Kansas State

Rushing	Att	Yds	TD	Lg	Avg
Giddens	15	128	0	43	8.5
Ward	11	56	1	17	5.1
Johnson	5	32	1	15	6.4

Passing	C-A-I	Yds	TD	Lg	Sack
Howard	18-26-1	297	2	44	0
Johnson	3-4-0	55	0	24	0
Ward	1-1-0	8	1	8	0

Receiving	Rec	Yds	TD	Lg
Brooks	6	40	0	22
Garcia II	5	119	1	44
Sinnott	5	100	0	40
Jackson	2	38	1	33
Spivey	1	24	0	24
Loyd	1	16	0	16
Brown	1	15	0	15
Howard	1	8	1	8



## GAME TWO

rv/rv	<b>TROY</b>	0	10	0	3	-	13
15/15	<b>K-STATE</b>	7	14	7	14	-	42

Sept. 9 | Bill Snyder Family Stadium | Manhattan, Kan. | 11:03 a.m. | Att: 51,940



### TEAM STATISTICS

	TROY	K-STATE
<b>FIRST DOWNS</b>	<b>15</b>	<b>20</b>
Rushing	2	9
Passing	10	10
Penalty	3	1
<b>NET YARDS RUSHING</b>	<b>70</b>	<b>147</b>
Rushing Attempts	28	38
Average Per Rush	2.5	3.9
Rushing Touchdowns	0	3
Yards Gained Rushing	105	163
Yards Lost Rushing	35	16
<b>NET YARDS PASSING</b>	<b>216</b>	<b>250</b>
Completions-Attempts-Int	22-38-1	21-32-1
Average Per Attempt	5.7	7.8
Average Per Completion	9.8	11.9
Passing Touchdowns	1	3
<b>TOTAL OFFENSE YARDS</b>	<b>286</b>	<b>397</b>
Total offense plays	66	70
Average Gain Per Play	4.3	5.7
<b>Fumbles: Number-Lost</b>	<b>3-1</b>	<b>0-0</b>
<b>Penalties: Number-Yards</b>	<b>3-22</b>	<b>5-45</b>
<b>PUNTS-YARDS</b>	<b>5-195</b>	<b>5-196</b>
Average Yards Per Punt	39.0	39.2
Net Yards Per Punt	31.6	35.2
Inside 20	0	3
50+ Yards	0	1
Touchbacks	0	1
Fair catch	1	4
<b>KICKOFFS-YARDS</b>	<b>4-241</b>	<b>7-428</b>
Average Yards Per Kickoff	60.2	61.1
Net Yards Per Kickoff	38.2	34.9
Touchbacks	1	4
<b>Punt returns: Number-Yards-TD</b>	<b>0-0-0</b>	<b>3-37-0</b>
Average Per Return	0.0	12.3
<b>Kickoff returns: Number-Yds-TD</b>	<b>2-51-0</b>	<b>3-63-0</b>
Average Per Return	25.5	21.0
<b>Interceptions: Number-Yds-TD</b>	<b>1-0-0</b>	<b>1-11-0</b>
<b>Fumble Returns: Number-Yds-TD</b>	<b>0-0-0</b>	<b>0-0-0</b>
<b>Possession Time</b>	<b>30:23</b>	<b>29:37</b>
1st Quarter	5:45	9:15
2nd Quarter	11:19	3:41
3rd Quarter	7:43	7:17
4th Quarter	5:36	9:24
<b>Third-Down Conversions</b>	<b>6 of 17</b>	<b>10 of 15</b>
<b>Fourth-Down Conversions</b>	<b>1 of 3</b>	<b>0 of 0</b>
<b>Red-Zone Scores-Chances</b>	<b>2-2</b>	<b>5-5</b>
Touchdowns	0-2	5-5
Field goals	0-2	0-5
<b>Sacks By: Number-Yards</b>	<b>1-8</b>	<b>4-30</b>
<b>PAT Kicks</b>	<b>1-1</b>	<b>6-6</b>
<b>Field Goals</b>	<b>2-2</b>	<b>0-0</b>

### Game Notes

• K-State has now scored at least 40 points in each of its last four regular-season games dating back to last season... It is the longest streak by the Wildcats with at least 40 points in regular-season games since the middle of the 2002 season.

• K-State's defense has allowed a total of 13 points over the first two games of the 2023 season, the second-straight year the Cats have held their first two opponents to 13 points or less (2022: 0 vs. South Dakota, 12 vs. Missouri)... It is the first time the Wildcats have surrendered 13 points or less over the first two games in consecutive seasons since 2001 (6 points) and 2002 (3 points).

• The Wildcat defense surrendered only 70 rushing yards, 46 of which came on one play... After SEMO rushed for -6 yards last week, the Wildcat defense has now allowed less than 100 rushing yards in consecutive games for the first time since the 2021 contests against Kansas (88 yards) and West Virginia (74 yards).

• Will Howard's two rushing touchdowns tied a career high he originally set in 2021 vs. Nevada... Howard now has 29 passing touchdowns in his career, tying for ninth in school history with Lynn Dickey (29; 1968-70)... With his three scoring strikes, Howard is the first K-State quarterback with multiple touchdown passes in seven-straight regular season games since Josh Freeman did so in seven games over the 2007 and 2008 seasons.

• Phillip Brooks caught seven passes for 94 yards and a touchdown, while he had a 2-yard rushing score as well... It was his first-career rushing touchdown in his 55th career game played.

## HOWARD'S 5 TDs CARRIES K-STATE PAST TROY

MANHATTAN, Kan. — No. 15 Kansas State erupted with a late first-half score and then clamped down on Troy in the second half, as the Wildcats snapped the Trojans' 12-game winning streak with a 42-13 victory and continued an impressive stretch of 40-point performances in front of a sellout crowd at Bill Snyder Family Stadium.

K-State led just 14-10 when Will Howard drove the Wildcats 66 yards on five plays and hit sixth-year senior wide receiver Phillip Brooks with a 39-yard touchdown strike with 10 seconds left in the first half for a 21-10 halftime lead. Then the Wildcats held the Trojans to four consecutive three-and-outs to start the second half to turn a sleeper into a blowout.

Troy entered with the second-longest winning streak in the FBS and left Manhattan with its biggest blowout defeat since a 37-point loss against Appalachian State on November 28, 2020.

K-State has scored 40 points in four straight regular-season games for the first time since the middle of the 2002 season.

Howard completed 21-of-32 passes for 250 yards and three touchdowns and one interception, and he added two rushing touchdowns for the Wildcats, 2-0, who have allowed just one touchdown in their first two games.

Troy quarterback Gunnar Watson threw a 21-yard touchdown pass to Chris Lewis to make it 14-10, but that's as close as the Trojans, 1-1, could get as the Wildcats stymied star running back Kimani Vidal and made multiple defensive stops coming out of the locker room.

K-State outscored Troy, 21-3, over the final two quarters.

While Vidal finished with 83 rushing yards on 17 attempts one week after darting for a school-record 248 rushing yards in his opener, K-State went to Brooks, who had seven catches for 94 yards and one touchdown and rushed for another score on a jet sweep.

Brooks led a skill-position group that enjoyed solid performances as Jadon Jackson caught a nine-yard touchdown early in the first quarter and running back Treshaun Ward took a shovel pass into the end zone for a 35-13 lead with 8 minutes, 48 seconds left in the game.

K-State outgained Troy 397-286 in total offense and held the Trojans to just 6-of-17 on third downs while the Wildcats racked up four quarterback sacks, including two by defensive end Khalid Duke. It was Duke's third-down sack late in the first half that enabled the Wildcats to regain possession and drive for the score just before halftime.

K-State surrendered just 98 total yards in the second half.

### SCORING SUMMARY

Team	Qtr/Time	Scoring Play	Conversion	Plays-Yds-TOP	Score
KS	1st/11:35	Jackson 9 yd pass from Howard	Tennant kick	8-71-3:20	0-7
KS	2nd/14:16	Brooks 2 yd run	Tennant kick	12-56-4:25	0-14
TROY	2nd/3:46	Renfroe 24 yd field goal		14-73-6:44	3-14
TROY	2nd/0:52	Lewis 21 yd pass from Watson	Renfroe kick	5-75-1:37	10-14
KS	2nd/0:10	Brooks 39 yd pass from Howard	Tennant kick	5-66-0:39	10-21
KS	3rd/3:47	Howard 2 yd run	Tennant kick	8-44-3:17	10-28
TROY	4th/13:58	Renfroe 37 yd field goal		6-62-2:02	13-28
KS	4th/8:48	Ward 1 yd pass from Howard	Tennant kick	9-76-5:04	13-35
KS	4th/2:50	Howard 1 yd run	Tennant kick	6-34-3:44	13-42

### STATISTICAL LEADERS

#### ► Troy

Rushing	Att	Yds	TD	Lg	Avg
Vidal	17	83	0	46	4.9
Martin	3	7	0	3	2.3
Williams	1	-1	0	0	-1.0
Crowder	3	-6	0	4	-2.0
Watson	4	-13	0	5	-3.2

Passing	C-A-I	Yds	TD	Lg	Sack
Watson	17-32-1	167	1	30	3
Crowder	5-6-0	49	0	26	1

Receiving	Rec	Yds	TD	Lg
Lewis	5	50	1	21
Ross	5	38	0	26
Barber	3	42	0	30
Ollendieck	2	37	0	27
Conner	2	24	0	18
Higgins	2	17	0	12
Rogers	1	4	0	4

#### ► Kansas State

Rushing	Att	Yds	TD	Lg	Avg
Ward	16	58	0	20	3.6
Giddens	12	52	0	17	4.3
Howard	8	33	2	15	4.1
Brooks	1	2	1	2	2.0
Frias II	1	2	0	2	2.0

Passing	C-A-I	Yds	TD	Lg	Sack
Howard	21-32-1	250	3	40	1

Receiving	Rec	Yds	TD	Lg
Brooks	7	94	1	39
Jackson	4	77	1	40
Garcia II	3	31	0	11
Johnson	3	25	0	17
Ward	2	11	1	10
Giddens	1	7	0	7
Sinnott	1	5	0	5



## GAME TWO

15/15	<b>K-STATE</b>	7	7	10	3	-	27
nr/rv	<b>MISSOURI</b>	10	7	0	13	-	30

Sept. 16 | Memorial Stadium | Columbia, Mo. | 11:03 a.m. | Att: 62,621



### TEAM STATISTICS

	K-STATE	MU
<b>FIRST DOWNS</b>	<b>19</b>	<b>20</b>
Rushing	7	3
Passing	11	15
Penalty	1	2
<b>NET YARDS RUSHING</b>	<b>138</b>	<b>74</b>
Rushing Attempts	35	28
Average Per Rush	3.9	2.6
Rushing Touchdowns	0	1
Yards Gained Rushing	152	98
Yards Lost Rushing	14	24
<b>NET YARDS PASSING</b>	<b>270</b>	<b>356</b>
Completions-Attempts-Int	25-39-1	23-36-0
Average Per Attempt	6.9	9.9
Average Per Completion	10.8	15.5
Passing Touchdowns	3	2
<b>TOTAL OFFENSE YARDS</b>	<b>408</b>	<b>430</b>
Total offense plays	74	64
Average Gain Per Play	5.5	6.7
<b>Fumbles: Number-Lost</b>	<b>0-0</b>	<b>0-0</b>
<b>Penalties: Number-Yards</b>	<b>7-65</b>	<b>6-40</b>
<b>PUNTS-YARDS</b>	<b>5-192</b>	<b>6-264</b>
Average Yards Per Punt	38.4	44.0
Net Yards Per Punt	38.4	38.8
Inside 20	2	1
50+ Yards	0	2
Touchbacks	0	0
Fair catch	2	2
<b>KICKOFFS-YARDS</b>	<b>6-385</b>	<b>6-386</b>
Average Yards Per Kickoff	64.2	64.3
Net Yards Per Kickoff	40.5	37.5
Touchbacks	4	5
<b>Punt returns: Number-Yards-TD</b>	<b>3-31-0</b>	<b>0-0-0</b>
Average Per Return	10.3	0.0
<b>Kickoff returns: Number-Yds-TD</b>	<b>1-36-0</b>	<b>2-42-0</b>
Average Per Return	36.0	21.0
<b>Interceptions: Number-Yds-TD</b>	<b>0-0-0</b>	<b>1-3-0</b>
<b>Fumble Returns: Number-Yds-TD</b>	<b>0-0-0</b>	<b>0-0-0</b>
<b>Possession Time</b>	<b>34:00</b>	<b>26:00</b>
1st Quarter	7:04	7:56
2nd Quarter	9:13	5:47
3rd Quarter	8:29	6:31
4th Quarter	9:14	5:46
<b>Third-Down Conversions</b>	<b>8 of 17</b>	<b>3 of 13</b>
<b>Fourth-Down Conversions</b>	<b>0 of 0</b>	<b>1 of 1</b>
<b>Red-Zone Scores-Chances</b>	<b>4-4</b>	<b>3-3</b>
Touchdowns	3-4	1-3
Field goals	1-4	2-3
<b>Sacks By: Number-Yards</b>	<b>2-13</b>	<b>3-13</b>
<b>PAT Kicks</b>	<b>3-3</b>	<b>3-3</b>
<b>Field Goals</b>	<b>2-3</b>	<b>3-4</b>

### Game Notes

• This was the 99th all-time meeting between K-State and Missouri, and the first in Columbia since November 13, 2010, a span of 4,691 days in between meetings at Memorial Stadium... K-State suffered its first regular-season loss since a 34-27 home setback on Nov. 5, 2022 to Texas and the first on the road since a 38-28 loss at TCU on Oct. 22, 2022.

• Will Howard's 25 completions were a career high, bettering the 21 he had last year against Oklahoma State and last week against Troy... He is now ranked 10th in school history with 303 career completions... Howard has now thrown multiple touchdown passes in each of the last eight regular-season games, the longest streak by a Wildcat since at least 1982... He now has 32 passing touchdowns in his career as he moved into eighth place in school history, passing current K-State offensive coordinator Collin Klein... He has been responsible for 45 touchdowns in his career, ranking ninth in school history.

• Phillip Brooks hauled in five passes for 50 yards and one touchdown, while he returned two punts for 31 and one kickoff for 36 yards... He now has 3,358 career all-purpose yards to rank ninth in school history.

• Ben Sinnott hauled in five passes for 78 yards and two touchdowns... It was his second-career game with two touchdown receptions, matching the mark he had last year at Baylor... Last year's game at Baylor was the first two-touchdown game by a K-State tight end since Jarrett Grosdidier against Indiana State in 1996.

## LATE FIELD GOAL LIFTS MISSOURI PAST K-STATE

**COLUMBIA, Mo.** — A game that featured three ties and seven lead changes ended on the final play when Missouri's Harrison Mevis booted an SEC record 61-yard field goal to sink No. 15 Kansas State, 30-27, in front of a sellout crowd at Memorial Stadium.

K-State took a 24-17 lead when Will Howard found Ben Sinnott with a jump pass in the end zone with 1 minute, 39 seconds remaining in the third quarter, but the Tigers outscored the Wildcats, 13-3, the rest of the way in the 99th matchup between the two former Big Eight/12 foes.

Will Howard, playing a majority of the second half with a noticeable limp, completed 25-of-39 passes for 270 yards and three touchdowns and one interception for the Wildcats, 2-1, who trailed 17-14 at halftime, and never could shake the tough Tigers, 2-1, who used a bevy of long plays to down the defending Big 12 Champions — including the very last play.

Howard utilized All-Big 12 tight end Ben Sinnott, running back Treshaun Ward and wide receiver Phillip Brooks in the passing game. Sinnott had five catches for 78 yards and two touchdowns, Ward and five catches for 61 yards, and Brooks had five catches for 50 yards and a 10-yard touchdown reception for the first score of the game. Jadon Jackson also had four receptions.

Brady Cook completed 23-of-35 passes for 356 yards and two touchdowns and relied upon the dangerous arms and legs of Luther Burden, Theo Wease and Mookie Cooper to gain a bulk of the Tigers' yardage. Burden had seven catches for 114 yards and touchdowns of 47 and 26 yards, Wease had six catches for 72 yards, and Cooper had four catches for 79 yards.

Missouri out-gained K-State 430-408 in total offense and overcame a 3-for-13 effort on third downs. K-State out-gained the Tigers on the ground, 138-74. K-State was better at 8-for-17 on third downs but committed a season-high seven penalties.

The loss was the first by K-State in a regular-season game since a 34-27 loss against Texas on November 5, 2022 while Missouri has won 15 straight non-conference games at Memorial Stadium.

### SCORING SUMMARY

Team	Qtr/Time	Scoring Play	Conversion	Plays-Yds-TOP	Score
KS	1st/10:46	Brooks 10 yd pass from Howard	Tennant kick	11-75-4:14	7-0
MU	1st/7:57	Burden 47 yd pass from Cook	Mevis kick	6-75-2:49	7-7
MU	1st/3:58	Mevis 30 yd field goal		7-35-3:04	7-10
KS	2nd/10:05	Sinnott 3 yd pass from Howard	Tennant kick	10-64-4:46	14-10
MU	2nd/7:36	Cook 1 yd run	Mevis kick	6-75-2:29	14-17
KS	3rd/10:07	Tennant 46 yd field goal		6-16-2:37	17-17
KS	3rd/1:39	Sinnott 3 yd pass from Howard	Tennant kick	12-74-5:52	24-17
MU	4th/14:48	Mevis 25 yd field goal		6-68-1:51	24-20
MU	4th/8:24	Burden 26 yd pass from Cook	Mevis kick	2-77-0:29	24-27
KS	4th/5:25	Tennant 26 yd field goal		8-67-2:59	27-27
MU	4th/0:00	Mevis 61 yd field goal		10-38-1:25	27-30

### STATISTICAL LEADERS

#### ► Kansas State

Rushing	Att	Yds	TD	Lg	Avg
Ward	9	46	0	14	5.1
Giddens	9	36	0	10	4.0
A. Johnson	5	32	0	11	6.4
Howard	10	21	0	17	2.1
K. Johnson	1	4	0	4	4.0

Passing	C-A-I	Yds	TD	Lg	Sack
Howard	25-39-1	270	3	34	3

Receiving	Rec	Yds	TD	Lg
Sinnott	5	78	2	34
Ward	5	61	0	33
Brooks	5	50	1	19
Jackson	4	47	0	21
Giddens	3	14	0	13
Garcia II	2	18	0	13
K. Johnson	1	2	0	2

#### ► Missouri

Rushing	Att	Yds	TD	Lg	Avg
Schrader	10	58	0	36	5.8
Peat	7	18	0	7	2.6
Cook	10	2	1	7	0.2

Passing	C-A-I	Yds	TD	Lg	Sack
Cook	23-35-0	356	2	47	2

Receiving	Rec	Yds	TD	Lg
Burden	7	114	2	47
Wease	6	72	0	26
Cooper	4	79	0	41
Norfleet	2	40	0	27
Johnson	1	42	0	42
Schrader	1	6	0	6
Stephens	1	5	0	5
Peat	1	-2	0	0





## GAME FOUR

nr/rv <b>UCF</b>	<b>10</b>	<b>7</b>	<b>7</b>	<b>7</b>	<b>-</b>	<b>31</b>
rv/rv <b>K-STATE</b>	<b>7</b>	<b>14</b>	<b>10</b>	<b>13</b>	<b>-</b>	<b>44</b>

Sept. 23 | Bill Snyder Family Stadium | Manhattan, Kan. | 7:05 p.m. | Att: 51,912



## TEAM STATISTICS

	UCF	K-STATE
<b>FIRST DOWNS</b>	<b>19</b>	<b>32</b>
Rushing	6	12
Passing	10	16
Penalty	3	4
<b>NET YARDS RUSHING</b>	<b>143</b>	<b>281</b>
Rushing Attempts	34	40
Average Per Rush	4.2	7.0
Rushing Touchdowns	1	6
Yards Gained Rushing	179	290
Yards Lost Rushing	36	9
<b>NET YARDS PASSING</b>	<b>264</b>	<b>255</b>
Completions-Attempts-Int	14-25-1	27-42-1
Average Per Attempt	10.6	6.1
Average Per Completion	18.9	9.4
Passing Touchdowns	3	0
<b>TOTAL OFFENSE YARDS</b>	<b>407</b>	<b>536</b>
Total offense plays	59	82
Average Gain Per Play	6.9	6.5
<b>Fumbles: Number-Lost</b>	<b>1-1</b>	<b>0-0</b>
<b>Penalties: Number-Yards</b>	<b>10-80</b>	<b>5-63</b>
<b>PUNTS-YARDS</b>	<b>2-78</b>	<b>1-69</b>
Average Yards Per Punt	39.0	69.0
Net Yards Per Punt	44.0	57.0
Inside 20	1	0
50+ Yards	0	1
Touchbacks	0	0
Fair catch	1	0
<b>KICKOFFS-YARDS</b>	<b>6-345</b>	<b>8-506</b>
Average Yards Per Kickoff	57.5	63.2
Net Yards Per Kickoff	42.5	34.9
Touchbacks	2	4
<b>Punt returns: Number-Yards-TD</b>	<b>1-12-0</b>	<b>1-0-0</b>
Average Per Return	12.0	0.0
<b>Kickoff returns: Number-Yds-TD</b>	<b>3-95-0</b>	<b>4-50-0</b>
Average Per Return	31.7	12.5
<b>Interceptions: Number-Yds-TD</b>	<b>1-3-0</b>	<b>1-0-0</b>
<b>Fumble Returns: Number-Yds-TD</b>	<b>0-0-0</b>	<b>0-0-0</b>
<b>Possession Time</b>	<b>25:37</b>	<b>34:23</b>
1st Quarter	7:37	7:23
2nd Quarter	4:17	10:43
3rd Quarter	5:44	9:16
4th Quarter	7:59	7:01
<b>Third-Down Conversions</b>	<b>5 of 12</b>	<b>9 of 15</b>
<b>Fourth-Down Conversions</b>	<b>1 of 2</b>	<b>1 of 2</b>
<b>Red-Zone Scores-Chances</b>	<b>2-2</b>	<b>6-7</b>
Touchdowns	1-2	5-7
Field goals	1-2	1-7
<b>Sacks By: Number-Yards</b>	<b>1-7</b>	<b>4-30</b>
<b>PAT Kicks</b>	<b>4-4</b>	<b>5-6</b>
<b>Field Goals</b>	<b>1-2</b>	<b>1-2</b>

## Game Notes

• K-State scored 44 points, the third-straight Big 12 game (not counting the Big 12 Championship) in which the Wildcats hit the 40-point mark... It is the longest streak by the Wildcats in Big 12 games since 2012 when they had 55 points against both West Virginia and Texas Tech and 44 points vs. Oklahoma State.

• K-State registered 536 yards of total offense on Saturday, the second time this season the Wildcats eclipsed the 500-yard mark (588 yards vs. SEMO)... It is the first time K-State had two 500-yard games in the same season since 2019 — Chris Klieman's first year in Manhattan — vs. Nicholls (573 yards) and Bowling Green (521 yards), while it is the first time they had two 500-yard games in a season with at least one being a Big 12 game since 2014 (vs. Texas Tech and Kansas).

• **DJ Giddens** set career highs in rushing yards (207), carries (30) and touchdowns (4)... It is the first time a K-State running back had four rushing touchdowns since Alex Barnes had four vs. Oklahoma State in 2018... The four rushing scores are tied for the third most in a game in school history... His 207 yards were the most by a K-State running back since Barnes went for 250 at Baylor in 2018... His 30 rushing attempts were the most by a Wildcat since Barnes rushed 32 times against Texas Tech in 2017.

• In addition to his 207 rushing yards, **DJ Giddens** also recorded 86 receiving yards on eight catches, giving him 293 yards from scrimmage in the game... It was the third most yards from scrimmage in school history behind a pair of efforts by Darren Sproles... Sproles had 323 yards from scrimmage in the 2003 Big 12 Championship victory over Oklahoma and 298 yards against Louisiana in 2004.

## GIDDENS' 4 TDS CARRIES K-STATE PAST UCF

**MANHATTAN, Kan.** — Kansas State welcomed UCF to the Big 12 Conference, and DJ Giddens said hello to one of the Wildcats' more memorable individual performances in recent years in a 44-31 win before a much-needed bye week.

Giddens had 30 carries for 207 yards and four touchdowns and added eight receptions for 86 yards for the Wildcats while scoring on runs of 1, 9, 18 and 3 yards. However, one of his biggest plays came when he didn't even reach paydirt. With the score tied 24-24 late in the third quarter, Giddens caught a third-down swing pass from Will Howard and gained 16 yards for a first down.

Howard coasted around the left side and into the end zone on the next play with 1 minute, 28 seconds left in the third quarter.

From there, the Wildcats steadily pulled away from the Knights, who played in their first conference game as a Big 12 member in front of a crowd of 51,912 at Bill Snyder Family Stadium. As the fourth quarter wore on, K-State head coach Chris Klieman became more animated on the sidelines, cheering on his players after key offensive and defensive plays.

The Wildcats' victory comes off the heels of a heartbreaking three-point loss at Missouri on a last-play 61-yard field goal last Saturday.

Howard completed 27-of-42 passes for 255 yards and tossed one interception, and he rushed for two scores after entering the week questionable to play. He proved capable and grew stronger toward the end — rushing for a 31-yard score for a 44-24 lead.

Timmy McClain completed 14-of-24 passes for 264 yards and three touchdowns and one interception. McClain's favorite target, Kobe Hudson, had five catches for 138 yards and two touchdowns. Johnny Richardson had six carries for 76 yards.

K-State out-gained UCF 536 to 407 in total offense. The Wildcats were balanced with 281 rushing yards and 255 passing yards while running off 82 total plays.

The Wildcats gave up scoring plays of 27, 69 and 46 yards but stiffened at critical times as the Knights were 5-of-12 on third down. The Knights had 10 penalties, including several delay-of-game penalties due to crowd noise.

UCF came out of halftime and struck immediately as Hudson reeled in a 46-yard pass from McClain for a 24-21 lead. Then K-State answered as Chris Tennant tied it at 24-24 with a 30-yard field goal.

Things stayed that way until the Wildcats made their charge and Howard connected with Giddens before he kept the ball and rolled into the end zone.

It wasn't until running back RJ Harvey scored a 1-yard run with 3 seconds left that the Knights added to their scoring total. By then, the K-State Marching Band had already played, "Happy Trails."

And there was rightfully much happiness in Manhattan.

Giddens finished with 293 scrimmage yards, third-most in school history and only behind Darren Sproles' total of 323 scrimmage yards against Oklahoma in the 2003 Big 12 Championship Game and his 298 yards against Louisiana in 2004.

## SCORING SUMMARY

Team	Qtr/Time	Scoring Play	Conversion	Plays-Yds-TOP	Score
KS	1st/11:34	Giddens 1 yd run	Tennant kick	8-75-3:26	0-7
UCF	1st/9:08	Boomer 29 yd field goal		6-63-2:26	3-7
UCF	1st/1:47	Harvey 27 yd pass from McClain	Boomer kick	9-57-5:11	10-7
KS	2nd/12:19	Giddens 9 yd run	Tennant kick	12-84-4:23	10-14
KS	2nd/6:20	Giddens 18 yd run	Tennant kick	8-62-4:01	10-21
UCF	2nd/3:19	Hudson 69 yd pass from McClain	Boomer kick	2-76-0:41	17-21
UCF	3rd/13:40	Hudson 46 yd pass from McClain	Boomer kick	3-46-1:10	24-21
KS	3rd/9:33	Tennant 30 yd field goal		9-63-4:07	24-24
KS	3rd/1:28	Howard 2 yd run	Tennant kick	11-85-5:09	24-31
KS	4th/4:01	Giddens 3 yd run	Tennant kick missed	13-65-6:05	24-37
KS	4th/2:01	Howard 31 yd run	Tennant kick	2-36-0:53	24-44
UCF	4th/0:03	Harvey 1 yd run	Boomer kick	11-75-1:58	31-44

## STATISTICAL LEADERS

### ► UCF

Rushing	Att	Yds	TD	Lg	Avg
Richardson	6	76	0	48	12.7
Harvey	13	44	1	7	3.4
McClain	12	15	0	12	1.2
Townsend	2	10	0	8	5.0

Passing	C-A-I	Yds	TD	Lg	Sack
McClain	14-24-1	264	3	69	4
Harvey	0-1-0	0	0	0	0

Receiving	Rec	Yds	TD	Lg
Hudson	5	138	2	69
Townsend	4	36	0	20
Harvey	2	56	1	29
Pittman Jr.	2	24	0	12
Baker	1	10	0	10

### ► Kansas State

Rushing	Att	Yds	TD	Lg	Avg
Giddens	30	207	4	36	6.9
Howard	7	64	2	31	9.1
Frias II	2	8	0	8	4.0
Brooks	1	2	0	2	2.0

Passing	C-A-I	Yds	TD	Lg	Sack
Howard	27-42-1	255	0	24	1

Receiving	Rec	Yds	TD	Lg
Giddens	8	86	0	24
Brooks	6	42	0	13
Sinnott	5	64	0	22
Jackson	3	17	0	12
Johnson	2	15	0	9
Porter	1	16	0	16
Swanson	1	10	0	10
Frias II	1	5	0	5



## GAME FIVE

rv/rv	<b>K-STATE</b>	<b>0</b>	<b>7</b>	<b>8</b>	<b>6</b>	<b>-</b>	<b>21</b>
	<b>OKLAHOMA ST.</b>	<b>10</b>	<b>10</b>	<b>6</b>	<b>3</b>	<b>-</b>	<b>29</b>

Oct. 6 | Boone Pickens Stadium | Stillwater, Okla. | 6:35 p.m. | Att: 53,855



KOBE SAVAGE

## TEAM STATISTICS

	K-STATE	OSU
<b>FIRST DOWNS</b>	<b>18</b>	<b>20</b>
Rushing	12	7
Passing	6	13
Penalty	0	0
<b>NET YARDS RUSHING</b>	<b>220</b>	<b>174</b>
Rushing Attempts	38	40
Average Per Rush	5.8	4.4
Rushing Touchdowns	2	1
Yards Gained Rushing	252	189
Yards Lost Rushing	32	15
<b>NET YARDS PASSING</b>	<b>152</b>	<b>238</b>
Completions-Attempts-Int	15-34-3	20-36-0
Average Per Attempt	4.5	6.6
Average Per Completion	10.1	11.9
Passing Touchdowns	1	0
<b>TOTAL OFFENSE YARDS</b>	<b>372</b>	<b>412</b>
Total offense plays	72	76
Average Gain Per Play	5.2	5.4
<b>Fumbles: Number-Lost</b>	<b>1-0</b>	<b>0-0</b>
<b>Penalties: Number-Yards</b>	<b>4-32</b>	<b>5-45</b>
<b>PUNTS-YARDS</b>	<b>4-194</b>	<b>3-121</b>
Average Yards Per Punt	48.5	40.3
Net Yards Per Punt	48.5	40.3
Inside 20	1	1
50+ Yards	1	0
Touchbacks	0	0
Fair catch	2	2
<b>KICKOFFS-YARDS</b>	<b>4-241</b>	<b>8-491</b>
Average Yards Per Kickoff	60.2	61.4
Net Yards Per Kickoff	35.5	40.0
Touchbacks	1	3
<b>Punt returns: Number-Yards-TD</b>	<b>1-0-0</b>	<b>0-0-0</b>
Average Per Return	0.0	0.0
<b>Kickoff returns: Number-Yds-TD</b>	<b>1-15-0</b>	<b>2-48-0</b>
Average Per Return	15.0	24.0
<b>Interceptions: Number-Yds-TD</b>	<b>0-0-0</b>	<b>3-48-1</b>
<b>Fumble Returns: Number-Yds-TD</b>	<b>0-0-0</b>	<b>0-0-0</b>
<b>Possession Time</b>	<b>25:18</b>	<b>34:42</b>
1st Quarter	4:15	10:45
2nd Quarter	5:48	9:12
3rd Quarter	8:24	6:36
4th Quarter	6:51	8:08
<b>Third-Down Conversions</b>	<b>6 of 16</b>	<b>6 of 18</b>
<b>Fourth-Down Conversions</b>	<b>1 of 4</b>	<b>1 of 2</b>
<b>Red-Zone Scores-Chances</b>	<b>3-4</b>	<b>5-6</b>
Touchdowns	3-4	1-6
Field goals	0-4	4-6
<b>Sacks By: Number-Yards</b>	<b>0-0</b>	<b>2-8</b>
<b>PAT Kicks</b>	<b>1-1</b>	<b>2-2</b>
<b>Field Goals</b>	<b>0-0</b>	<b>5-6</b>

## Game Notes

• K-State has now lost eight of its last nine games in Stillwater as the only win during that span came in 2017 (45-40)... This is the first time K-State has played a weekday Big 12 game since a Thursday-night contest against Baylor in 2015 and the first on the road since a Thursday night at West Virginia in 2014... It is the first time K-State has played on a Friday since 2016 at Stanford and the first in a conference game since hosting Iowa State on a Friday in 1926.

• Junior tight end **Ben Sinnott** caught four passes for 39 yards and a touchdown... He now has seven career touchdown receptions to take over sole possession of second place in school history among tight ends... The most is by Henry Childs, who had 10 touchdowns from 1971-73.

• Safety **Marques Sagle** blocked an Oklahoma State field goal attempt in the second quarter... It was the first blocked field goal by a Wildcat since Wyatt Hubert had one at TCU in 2020... It was the first blocked kick of Sagle's career.

• Sophomore running back **DJ Giddens** rushed for 65 yards on 16 carries, while he added 28 receiving yards on four catches... During the contest, he passed the 1,000-yard rushing mark for his career, as the Junction City, Kansas, product now has 1,006 career rushing yards... Giddens hit the mark on his 168th career carry, becoming the third fastest player in terms of carries in school history to 1,000 career rushing yards... The two other players that were faster were Darren Sproles (147 carries) and Alex Barnes (152 carries).

## COMEBACK FALLS SHORT AT OSU

**STILLWATER, Okla.** — Kansas State knew it would be a tough challenge going into Boone Pickens Stadium. But the Wildcats didn't know that Oklahoma State would save one of its best efforts this season for a Friday night game.

Will Howard rushed for 104 yards and one touchdown, DJ Giddens added 65 rushing yards and Treshaun Ward had 59 on the ground, but K-State suffered a 29-21 loss at Oklahoma State in front of a sellout crowd of 53,855.

The Wildcats, who sought their first win in Stillwater since 2017, kept things close for a majority of the first half, and came back from a 26-7 deficit to make things interesting down the stretch.

Howard, who passed for 152 yards, accounted for two scores, including a brilliant 70-yard rush to the 1-yard line to set up a touchdown pass to Ben Sinnott to make it 10-7 in the second quarter. Then he rushed for a six-yard score that pulled K-State to within 29-21 with 8 minutes, 56 seconds remaining in the fourth quarter.

But K-State struggled to extend drives. That became troubling down the stretch when the Wildcats had a chance.

Oklahoma State got tricky as quarterback Alan Bowman appeared to speak with coaches on the sideline and tight end tight end Josiah Johnson took the snap on fourth-and-1, but the Wildcats stiffened and the offense regained possession at the K-State 40 with 5:17 left.

However, the Wildcats, who went just 6-for-16 on third down and 1-for-4 on fourth down, were unable to turn another possession into any points.

After the K-State defense forced a punt, the offense regained possession with 3 minutes to go and needing a touchdown and a 2-point conversion to tie the game. However, Oklahoma State linebacker Collin Oliver knocked down Howard's final pass attempt on fourth down and the Cowboys drained the clock.

Howard completed 15-of-34 passes for 152 yards and one touchdown and three interceptions. Sinnott had four catches for 39 yards and one touchdown and Giddens had four catches for 28 yards.

Although Oklahoma State outgained K-State 412-372, the Wildcats' defense allowed just one rushing touchdown and forced Oklahoma State place-kicker Alex Hale to make field goals of 43, 34, 53, 31 and 25 yards.

Although K-State thumped Oklahoma State 48-0 in Manhattan last season, the Wildcats had difficulties throughout the contest on Friday. Already playing without starting cornerback Jacob Parrish, the Wildcats suffered another key loss when Will Lee III, their other starting cornerback, went down while making a tackle in the second quarter.

K-State faced a 20-7 halftime deficit, which only grew when Hale drilled a 53-yard field goal and a 31-yarder in the third quarter.

But K-State didn't quit. It scored its second touchdown of the game when Ward took the ball 11 yards. Howard ran in a 2-point conversion to make it 26-15 at the end of the third quarter.

Hale's 25-yard field goal gave the Cowboys a 29-15 advantage with 11:31 seconds remaining in the fourth quarter before the Wildcats mounted a comeback that fell just short.

## SCORING SUMMARY

Team	Qtr/Time	Scoring Play	Conversion	Plays-Yds-TOP	Score
OS	1st/7:54	Gordon 2 yd run	Hale kick	15-72-5:24	0-7
OS	1st/0:04	Hale 43 yd field goal		8-47-3:58	0-10
KS	2nd/11:59	Sinnott 1 yd pass from Howard	Tennant kick	9-72-3:01	7-10
OS	2nd/0:55	Hale 34 yd field goal		8-63-3:08	7-13
OS	2nd/0:34	Epps 35 yd interception return	Hale kick		7-20
OS	3rd/12:03	Hale 53 yd field goal		8-31-2:49	7-23
OS	3rd/4:47	Hale 31 yd field goal		6-54-3:22	7-26
KS	3rd/0:17	Ward 11 yd run	Howard rush	10-65-4:30	15-26
OS	4th/11:31	Hale 25 yd field goal		5-18-1:18	15-29
KS	4th/8:56	Howard 6 yd run	K. Johnson pass failed	8-75-2:35	21-29

## STATISTICAL LEADERS

### ► Kansas State

Rushing	Att	Yds	TD	Lg	Avg
Howard	10	104	1	70	10.4
Giddens	16	65	0	14	4.1
Ward	9	59	1	11	6.6
Brooks	2	11	0	9	5.5
Passing	C-A-I	Yds	TD	Lg	Sack
Howard	15-34-3	152	1	29	2
Receiving	Rec	Yds	TD	Lg	
Sinnott	4	39	1	29	
Giddens	4	28	0	14	
Brooks	3	50	0	25	
Johnson	2	31	0	20	
Jackson	1	2	0	2	

### ► Oklahoma State

Rushing	Att	Yds	TD	Lg	Avg
Gordon	21	136	1	36	6.5
Bowman	5	14	0	7	2.8
Nixon	5	14	0	6	2.8
Presley	2	11	0	8	5.5
Collins	2	6	0	4	3.0
Passing	C-A-I	Yds	TD	Lg	Sack
Bowman	19-35-0	235	0	45	0
Presley	1-1-0	3	0	3	0
Receiving	Rec	Yds	TD	Lg	
Owens	5	75	0	45	
Bray	4	77	0	45	
Johnson	3	31	0	18	
Green	1	10	0	10	
Stribling	1	6	0	6	
Gordon	1	6	0	6	
Bowman	1	3	0	3	



## THE LAST TIME...

# SCORING

## All Games

Scored 40 or more points .....	44, vs. UCF (9/23/2023)
Scored 50 or more points .....	55, vs. Kansas (10/24/2020)
Scored 60 or more points .....	63, vs. Florida Atlantic (9/17/2016)
Scored 70 or more points .....	76, vs. Ball State (9/16/2000)

Was held to 10 or fewer points .....	10, at Iowa State (10/8/2022)
Was held to 7 or fewer points .....	0, at Iowa State (11/21/2020)
Was shut out .....	at Iowa State (11/21/2020)
Was shut out in a half .....	2nd half, at TCU (10/22/2022)
Was shut out in back-to-back games .....	at Kansas, 0-28 and vs. Nebraska, 0-12 (1975)

Allowed 40 or more points .....	45, vs. Alabama (12/31/2022)
Allowed 50 or more points .....	69, vs. Texas (12/5/2020)
Allowed 60 or more points .....	69, vs. Texas (12/5/2020)
Allowed 70 or more points .....	73, at Nebraska (11/10/2007)
Allowed a safety .....	at Iowa State (10/29/2016)
Allowed a two-point conversion .....	Jalen Hurts to CeeDee Lamb, vs. Oklahoma (10/26/2019)

Held an opponent to 10 or fewer points .....	0, vs. SEMO (9/2/2023)
Held an opponent to 7 or fewer points .....	0, vs. SEMO (9/2/2023)
Shut out an opponent .....	vs. SEMO (9/2/2023)
Shut out an opponent in a half .....	Both Halves, vs. SEMO (9/2/2023)
Back-to-back shutouts .....	vs. Akron, 67-0; vs. N. Illinois, 44-0; vs. Missouri, 30-0 (1995)

Largest deficit overcome for a win .....	21 points at #3 Oklahoma, 14-35 in 3rd quarter (9/26/2020) vs. Iowa State, 14-35 in 3rd quarter (11/21/2015) at Missouri, 0-21 in 2nd quarter (11/6/2004) vs. Oklahoma State, 0-21 in 2nd quarter (10/23/1999) vs. Iowa State, 7-28 in 3rd quarter (9/25/1999)
Overtime game .....	vs. TCU; W, 31-28 (12/3/2022)
Come-from-behind win (trailing in 4th Q) .....	at Iowa State, [7-9], won 10-9 (10/8/2022)

## Home Games

Scored 40 or more points .....	44, vs. UCF (9/23/2023)
Scored 50 or more points .....	55, vs. Kansas (10/24/2020)
Scored 60 or more points .....	63, vs. Florida Atlantic (9/17/2016)
Scored 70 or more points .....	76, vs. Ball State (9/16/2000)

Was held to 10 or fewer points .....	10, vs. Tulane (9/17/2022)
Was held to 7 or fewer points .....	6, vs. TCU (10/14/2017)
Was shut out .....	vs. Oklahoma (10/17/2015)
Was shut out in a half .....	2nd half, vs. Tulane (9/17/2022)
Was shut out in back-to-back games .....	vs. Nebraska, 0-41 and vs. Oklahoma, 0-27 (1965)

Allowed 40 or more points .....	69, vs. Texas (12/5/2020)
Allowed 50 or more points .....	69, vs. Texas (12/5/2020)
Allowed 60 or more points .....	69, vs. Texas (12/5/2020)
Allowed 70 or more points .....	75, vs. Oklahoma (10/23/1971)

Held an opponent to 10 or fewer points .....	0, vs. SEMO (9/2/2023)
Held an opponent to 7 or fewer points .....	0, vs. SEMO (9/2/2023)
Shut out an opponent .....	vs. SEMO (9/2/2023)
Shut out an opponent in a half .....	Both Halves, vs. SEMO (9/2/2023)
Back-to-back shutouts .....	vs. Akron, 67-0; vs. N. Illinois, 44-0; vs. Missouri, 30-0 (1995)

## Away/Neutral Games

Scored 40 or more points .....	48, at West Virginia (11/19/2022)
Scored 50 or more points .....	55, at West Virginia (10/20/2012)
Scored 60 or more points .....	64, at Kansas (11/2/2002)
Scored 70 or more points .....	75, at Drury (10/17/1910)

Was held to 10 or fewer points .....	10, at Iowa State (10/8/2022)
Was held to 7 or fewer points .....	0, at Iowa State (11/21/2020)
Was shut out .....	at Iowa State (11/21/1920)
Was shut out in a half .....	2nd half, at TCU (10/22/2022)
Was shut out in back-to-back games .....	at LSU, 0-21 and at Tulsa, 0-3 (1980)

Allowed 40 or more points .....	45, vs. Alabama (12/31/2022)
Allowed 50 or more points .....	51, at Oklahoma (10/27/2018)
Allowed 60 or more points .....	66, at Texas Tech (10/10/2009)
Allowed 70 or more points .....	73, at Nebraska (11/10/2007)

Held an opponent to 10 or fewer points .....	3, at Baylor (11/12/2022)
Held an opponent to 7 or fewer points .....	3, at Baylor (11/12/2022)
Shut out an opponent .....	at Iowa State (11/8/2003)
Shut out an opponent in a half .....	2nd Half, at Baylor (11/12/2021)
Back-to-back shutouts .....	at Kansas, 64-0 and at Missouri, 38-0 (2002)

# vs. AP TOP-25 OPPONENTS

Defeated a ranked opponent .....	vs. #3 TCU, 31-28 [ot] (12/3/2022)
Defeated a ranked opponent at home .....	vs. #9 Oklahoma State, 48-0 (10/29/2022)
Defeated a ranked opponent on the road/neutral site .....	vs. #3 TCU, 31-28 [ot] (12/3/2022)
Defeated a ranked opponent in consec. chances .....	vs. #24 OSU and vs. #23 UT (2012)
Defeated a ranked opponent in 3 consec. chances .....	at #6 Oklahoma; at #13 West Virginia; vs. #15 Texas Tech; vs. #24 Oklahoma; vs. #23 Texas (2012)

Lost to a ranked opponent .....	vs. #5 Alabama, 45-20 (12/31/2022)
Lost to a ranked opponent at home .....	vs. #11 Baylor, 20-10 (11/20/2021)
Lost to a ranked opponent on the road/neutral site .....	vs. #5 Alabama, 45-20 (12/31/2022)

# K-STATE TEAM OFFENSE

## Total Offense

Had 400 yards or more total offense .....	536 (281 rush/255 pass), vs. UCF (9/23/2023)
Had 500 yards or more total offense .....	536 (281 rush/255 pass), vs. UCF (9/23/2023)
Had 600 yards or more total offense .....	658 (305 rush/353 pass), vs. North Texas (9/24/2005)

Consec. gms. with 500-plus yards of offense .....	573, vs. Nicholls and 521, vs. Bowling Green (2019)
Four consec. gms with 500-plus yards of offense .....	573 vs. Iowa State; 566 at Kansas; 518 at Baylor; 512 vs. Nebraska (1998)

Was held to 300 or fewer yards total offense .....	293 (228 rush/65 pass), at Texas (11/26/2021)
Was held to 200 or fewer yards total offense .....	149 (73 rush/76 pass), at Iowa State (11/21/2020)
Was held to 100 or fewer yards total offense .....	86 (25 rush/61 pass), vs. NU (10/5/1996)

## Rushing Yards

Had 250 or more rushing yards .....	281, vs. UCF (9/23/2023)
Had 300 or more rushing yards .....	343, vs. Texas Tech (10/1/2022)
Had 400 or more rushing yards .....	415, vs. Nebraska (11/16/2002)

Was held to 100 or fewer rushing yards .....	81, at Texas Tech (10/23/2021)
Was held to 50 or fewer rushing yards .....	46, vs. Navy (12/31/2019)
Was held to negative rushing yards .....	-12, vs. Texas Tech (8/31/1996)

## Rushing Touchdowns

Had 3 or more rushing touchdowns .....	6, vs. UCF (9/23/2023)
Had 4 or more rushing touchdowns .....	6, vs. UCF (9/23/2023)
Had 5 or more rushing touchdowns .....	6, vs. UCF (9/23/2023)

Was held without a rushing touchdown .....	at Missouri (9/16/2023)
Was held without a rushing touchdown in consec. games .....	vs. South Dakota and Mississippi State (2018)

## Passing Yards

Had 350 or more passing yards .....	360, vs. SEMO (9/2/2023)
Had 400 or more passing yards .....	400, at West Virginia (11/20/2014)
Had 450 or more passing yards .....	486, vs. Oklahoma (10/25/2008)

Was held to 200 or fewer passing yards .....	152, at Oklahoma State (10/6/2023)
Was held to 150 or fewer passing yards .....	116, vs. Texas Tech (10/1/2022)
Was held to 100 or fewer passing yards .....	95, vs. South Dakota (9/3/2022)





## Passing Touchdowns

Had 3 or more passing touchdowns .....	3, at Missouri (9/16/2023)
Had 4 or more passing touchdowns .....	4, vs. Oklahoma State (10/29/2022)

## Was held without a passing touchdown

<b>Was held without a passing touchdown .....</b>	<b>vs. UCF (9/23/2023)</b>
<b>Was held without a passing TD in consec. games .....</b>	<b>vs. South Dakota &amp; Missouri (2022)</b>

## First Downs

Had 25 or more first downs .....	32, vs. UCF (9/23/2023)
Had 30 or more first downs .....	32, vs. UCF (9/23/2023)
Had 35 or more first downs .....	37, vs. Iowa State (10/24/1998)

Had 15 or fewer first downs .....	15, at TCU (10/22/2022)
Had 10 or fewer first downs .....	9, at Iowa State (11/21/2020)
Had 5 or fewer first downs .....	3, at Colorado (10/24/1992)

## Turnovers

Lost 3 or more fumbles .....	3, at Mississippi State (9/14/1999)
Lost 4 or more fumbles .....	4, vs. Eastern Kentucky (9/3/2011)
Lost 5 or more fumbles .....	5, vs. USC (9/21/2002)

## Threw 3 or more interceptions

Threw 4 or more interceptions .....	4, vs. Purdue (12/29/1998)
Threw 5 or more interceptions .....	5, vs. Iowa (9/10/1988)
Did not throw an interception .....	vs. TCU (12/3/2022)
Did not throw an INT in consec. games.....	2, vs. Kansas (11/26/2022) and TCU (12/3/2022)

Committed 5 or more turnovers .....	5, at Oklahoma State (10/5/2013)
Committed 6 or more turnovers .....	6, at Kansas (11/18/2006)
Did not commit a turnover .....	at Baylor (11/12/2022)
Did not commit a turnover in consec. games .....	2, vs. Tulane (9/17/2022) and at Oklahoma (9/24/2022)

## Time of Possession

Had 35:00 or more time of possession .....	35:04, vs. Alabama (12/31/2022)
Had 36:00 or more time of possession .....	37:37, at Baylor (11/12/2022)
Had 37:00 or more time of possession .....	37:37, at Baylor (11/12/2022)
Had 38:00 or more time of possession .....	38:03, at Kansas (11/2/2019)
Had 39:00 or more time of possession .....	42:52, vs. Bowling Green (9/7/2019)
Had 40:00 or more time of possession .....	42:52, vs. Bowling Green (9/7/2019)

Had 23:00 or less of time of possession .....	21:55, at TCU (10/22/2022)
Had 22:00 or less of time of possession .....	21:55, at TCU (10/22/2022)
Had 21:00 or less of time of possession .....	18:34, at Louisville (9/17/2008)
Had 20:00 or less of time of possession .....	18:34, at Louisville (9/17/2008)

## Penalties

Had 8 or more penalties .....	9, vs. Texas (11/5/2022)
Had 10 or more penalties .....	12, at Texas Tech (10/23/2021)
Had 12 or more penalties .....	12, at Texas Tech (10/23/2021)
Had 15 or more penalties .....	16, vs. Missouri State (9/15/2007)

## Had 5 or less penalties

Had 3 or less penalties .....	3, at West Virginia (11/19/2022)
Did not commit a penalty.....	0, vs. Texas (9/29/2018)

## Penalty Yards

Had 75 or more penalty yards .....	85 (9 pen.) vs. Texas (11/5/2022)
Had 100 or more penalty yards .....	108 (13 pen.) at Oklahoma (9/26/2020)
Had 125 or more penalty yards .....	129 (13 pen.) vs. South Dakota (9/1/2018)
Had 150 or more penalty yards .....	162 (16 pen.) vs. Missouri State (9/15/2007)

## Had 40 or less penalty yards

Had 20 or less penalty yards.....	14, at Texas (11/26/2021)
Had 10 or less penalty yards.....	10, vs. West Virginia (11/13/2021)
Did not have any penalty yards .....	0, vs. Texas (9/29/2018)

# K-STATE INDIVIDUAL RUSHING

## Attempts

Had 25 or more rushing attempts .....	30, DJ Giddens vs. UCF (9/23/2023)
Had 30 or more rushing attempts .....	30, DJ Giddens vs. UCF (9/23/2023)
Had 35 or more rushing attempts .....	35, Collin Klein vs. Texas A&M (11/12/2011)
Had 40 or more rushing attempts .....	42, Darren Sproles vs. Western Kentucky (9/4/2004)

## Yards

Rushed for 100 or more yards .....	104, Will Howard at Oklahoma State (10/6/2023)
Rushed for 150 or more yards .....	207, DJ Giddens vs. UCF (9/23/2023)
Rushed for 200 or more yards .....	207, DJ Giddens vs. UCF (9/23/2023)
Rushed for 100 or more yards (QB) .....	104, Will Howard at Oklahoma State (10/6/2023)
Rushed for 150 or more yards (QB) .....	170, Jesse Ertz at TCU (12/3/2016)
Had two 100-yard rushers .....	171, Adrian Martinez & 170, Deuce Vaughn vs. TTU (10/1/2022)

Consec. 100-yard rushing games .....	3, Deuce Vaughn, 147 vs. Kansas (11/26/2022), 130 vs. TCU (12/3/2022) and 133 vs. Alabama (12/31/2022)
Consec. 150-yard rushing games .....	2, Alex Barnes 250 at Baylor (10/6/2018) and 181 vs. Oklahoma State (10/13/2018)
Consec. 175-yard rushing games .....	2, Alex Barnes 250 at Baylor (10/6/2018) and 181 vs. Oklahoma State (10/13/2018)
Consec. 200-yard rushing games .....	2, Darren Sproles 273 vs. Missouri (11/22/2003) and 235 vs. Oklahoma (12/6/2003)

Had a run of 50 or more yards .....	70, Will Howard at Oklahoma State (10/6/2023)
Had a run of 60 or more yards .....	70, Will Howard at Oklahoma State (10/6/2023)
Had a run of 70 or more yards .....	70, Will Howard at Oklahoma State (10/6/2023)
Had a run of 80 or more yards .....	88, Deuce Vaughn (TD) vs. Alabama (12/31/2022)
Had a run of 90 or more yards .....	95 (TD), John Hubert vs. Missouri State (9/1/2012)

## Touchdowns

Rushed for 3 or more touchdowns .....	4, DJ Giddens vs. UCF (9/23/2023)
Rushed for 4 or more touchdowns .....	4, DJ Giddens vs. UCF (9/23/2023)
Rushed for 5 or more touchdowns .....	5, Collin Klein vs. Texas A&M (11/12/2011)
Had two players rush for two or more touchdowns .....	4, Alex Barnes and 2, Winston Dimel at Baylor (11/19/2016)

# K-STATE INDIVIDUAL PASSING

## Attempts

Had 30 or more pass attempts .....	34, Will Howard at Oklahoma State (10/6/2023)
Had 35 or more pass attempts .....	42, Will Howard vs. UCF (9/23/2023)
Had 40 or more pass attempts .....	42, Will Howard vs. UCF (9/23/2023)
Had 45 or more pass attempts .....	48, Jake Waters vs. UCLA (1/2/2015)
Had 50 or more pass attempts .....	50, Collin Klein at Baylor (11/17/2012)

## Completions

Had 20 or more pass completions .....	27, Will Howard vs. UCF (9/23/2023)
Had 25 or more pass completions .....	27, Will Howard vs. UCF (9/23/2023)
Had 30 or more pass completions .....	31, Jake Waters vs. UCLA (1/2/2015)
Had 35 or more pass completions .....	36, Josh Freeman at Oklahoma State (10/20/2007)

## Yards

Threw for 250 or more yards .....	255, Will Howard vs. UCF (9/23/2023)
Threw for 300 or more yards .....	329, Adrian Martinez vs. Texas (11/5/2022)
Threw for 350 or more yards .....	400, Jake Waters at West Virginia (11/20/2014)
Threw for 400 or more yards .....	400, Jake Waters at West Virginia (11/20/2014)

## Consec. 200-yard passing games

3, Will Howard 297 vs. SEMO (9/2/2023), 250 vs. Troy (9/9/2023) and 270 at Missouri (9/16/2023)
---

## Consec. 250-yard passing games

4, Will Howard 297 vs. SEMO (9/2/2023), 250 vs. Troy (9/9/2023), 270 at MU (9/16/2023) & 255 vs. UCF (9/23/2023)
--

## Consec. 300-yard passing games

2, Jake Waters 300 at Baylor (12/6/2014) and 338 vs. UCLA (1/2/2015)
--

Had a pass of 50 or more yards .....	80, Will Howard vs. Kansas (11/26/2022)
Had a pass of 60 or more yards .....	80, Will Howard vs. Kansas (11/26/2022)
Had a pass of 70 or more yards .....	80, Will Howard vs. Kansas (11/26/2022)
Had a pass of 80 or more yards .....	80, Will Howard vs. Kansas (11/26/2022)
Had a pass of 90 or more yards .....	90 (TD), Jake Waters vs. Oklahoma (11/23/2013)





## Touchdowns

Threw 2 or more touchdowns.....	3, Will Howard at Missouri (9/16/2023)
Threw 3 or more touchdowns.....	3, Will Howard at Missouri (9/16/2023)
Threw 4 or more touchdowns.....	4, Will Howard vs. Oklahoma State (10/29/2022)
Non-QB threw a touchdown pass .....	Treshaun Ward (RB) vs. SEMO (9/2/2013)

## Interceptions

Threw 3 or more interceptions .....	3, Will Howard at Oklahoma State (10/6/2023)
Threw 4 or more interceptions .....	4, Michael Bishop vs. Purdue (12/29/1998)
Threw 5 or more interceptions .....	5, Carl Straw vs. Iowa (9/10/1988)

# K-STATE INDIVIDUAL RECEIVING

## Receptions

Had 8 or more receptions .....	8, DJ Giddens vs. UCF (9/23/2023)
Had 10 or more receptions .....	10, Deuce Vaughn vs. Oklahoma (10/2/2021)
Had 12 or more receptions .....	13, Tyler Lockett vs. UCLA (1/2/2015)
Had 14 or more receptions .....	14, Tyler Lockett at Baylor (12/6/2014)

## Yards

Had 100 or more receiving yards .....	119, RJ Garcia II and 100, Ben Sinnott vs. SEMO (9/2/2023)
Had 125 or more receiving yards .....	129, Deuce Vaughn at Oklahoma (9/26/2020)
Had 150 or more receiving yards .....	166, Byron Pringle at Oklahoma State (11/18/2017)
Had 175 or more receiving yards .....	196, Tyler Lockett at West Virginia (11/20/2014)
Had 200 or more receiving yards .....	278, Tyler Lockett vs. Oklahoma (11/23/2013)
Had two 100-yard receivers .....	119, RJ Garcia II/100, Ben Sinnott vs. SEMO (9/2/2023)

Consec. 100-yard receiving games .....	2, Isaiah Zuber 144 vs. UTSA (9/15/2018) and 133 at West Virginia (9/22/2018)
Consec. 125-yard receiving games .....	2, Isaiah Zuber 144 vs. UTSA (9/15/2018) and 133 at West Virginia (9/22/2018)
Consec. 150-yard receiving games .....	2, Tyler Lockett 158 at Baylor (12/6/2014) and 164 vs. UCLA (1/2/2015)
Consec. 175-yard rushing games.....	2, Tyler Lockett 196 at TCU (11/8/2014) and 196 at West Virginia (11/20/2014)

Had a reception of 50 or more yards.....	80, Deuce Vaughn vs. Kansas (11/26/2022)
Had a reception of 60 or more yards.....	80, Deuce Vaughn vs. Kansas (11/26/2022)
Had a reception of 70 or more yards.....	80, Deuce Vaughn vs. Kansas (11/26/2022)
Had a reception of 80 or more yards.....	80, Deuce Vaughn vs. Kansas (11/26/2022)
Had a reception of 90 or more yards.....	90 (TD), Tyler Lockett vs. Oklahoma (11/23/2013)

## Touchdowns

Had 2 or more touchdown receptions .....	2, Ben Sinnott at Missouri (9/16/2023)
Had 3 or more touchdown receptions .....	3, Byron Pringle at Oklahoma State (11/18/2017)
Had two players with 2 or more touchdown receptions .....	2, Tyler Lockett and 2, Curry Sexton vs. Texas Tech (10/4/2014)

# K-STATE MISCELLANEOUS OFFENSE

Have two 100-yard rushers and a 100-yard receiver.....	Jesse Ertz (170 rush), Justin Silmon (133 rush) and Byron Pringle (126 rec) at TCU (12/3/2016)
Have a 100-yard rusher and two 100-yard receivers .....	DJ Giddens (128 rush), RJ Garcia II (119 rec) and Ben Sinnott (100 rec) vs. SEMO (9/2/2023)
Have a 100-yard rusher, 100-yard receiver and 300-yard passer .....	James Johnson (129 rush) Jordy Nelson (125 rec), Deon Murphy (106 rec) and Josh Freeman (320 pass) at NU (11/10/2007)
Have a player with 300 yards passing and 100 yards rushing .....	Michael Bishop (341 pass/101 rush) vs. Texas A&M (12/5/1998)
Have a player with 100 yards passing and rushing.....	Will Howard (104 rush/152 pass) at Oklahoma State (10/6/2023)
Have a player with 300 or more yards of total offense.....	319, Will Howard (255 pass/64 rush) vs. UCF (9/23/2023)
Have a player with 400 or more yards of total offense.....	413, Jake Waters (400 pass/13 rush) at West Virginia (11/20/2014)
Have a player with 300 or more all-purpose yards.....	321, Tyler Lockett (196 rec/66 pr/59 kr) at West Virginia (11/20/2014)
Have a player with 6 or more touchdowns responsible for .....	7, Collin Klein (3 pass/4 rush) at West Virginia (10/20/2012)
Have a player with 4 or more touchdowns scored .....	4, DJ Giddens (4 rush) vs. UCF (9/23/2023)

Game-winning TD with less than 1:00 .....	0:00, S. Thompson to I. Zuber vs. Iowa St. (11/25/2017)
Game-winning TD in overtime .....	Byron Pringle at Texas Tech (11/4/2017)
Walk-off TD in overtime .....	Collin Klein vs. Texas A&M (11/12/2011)
Two-point Conversion .....	Will Howard at Oklahoma State (10/6/2023)
TD on an offensive fumble recovery .....	Tramaine Thompson (0 yds) vs. Texas A&M (11/12/2011)

# K-STATE TEAM DEFENSE

## Total Defense

Allow 250 or fewer total yards .....	227 (6 rush/221 pass), vs. SEMO (9/2/2023)
Allow 200 or fewer total yards .....	140 (61 rush/79 pass), vs. Bowling Green (9/7/2019)
Allow 150 or fewer total yards .....	140 (61 rush/79 pass), vs. Bowling Green (9/7/2019)
Allow 100 or fewer total yards .....	53 (46 rush/5 pass), vs. Ball State (9/16/2000)
Allow 450 or more total yards .....	496 (175 rush/321 pass), vs. Alabama (12/31/2022)
Allow 500 or more total yards .....	550 (220 rush/330 pass), at Oklahoma (9/24/2022)
Allow 550 or more total yards .....	550 (220 rush/330 pass), at Oklahoma (9/24/2022)
Allow 600 or more total yards .....	608 (334 rush/274 pass), vs. Texas (12/5/2020)

## Rushing Defense

Allowed 100 or fewer rushing yards.....	74, at Missouri (9/16/2023)
Allowed 50 or fewer rushing yards .....	6, vs. SEMO (9/2/2023)
Allowed 10 or fewer rushing yards .....	6, vs. SEMO (9/2/2023)
Allowed negative rushing yards .....	-13, vs. Texas A&M (10/17/2009)

Allowed 250 or more rushing yards.....	334, vs. Texas (12/5/2020)
Allowed 300 or more rushing yards .....	334, vs. Texas (12/5/2020)
Allowed 350 or more rushing yards .....	373, at Oklahoma State (9/28/2019)
Allowed 400 or more rushing yards .....	451 vs. Nebraska (10/7/2010)

## Rushing Touchdown Defense

Did not allow a rushing touchdown .....	vs. Troy (9/9/2023)
Did not allow a rushing touchdown in consec. games .....	2, vs. SEMO (9/2/2023) and vs. Troy (9/9/2023)

Allowed 3 or more rushing touchdowns.....	4, vs. Kansas (11/26/2022)
Allowed 4 or more rushing touchdowns.....	4, vs. Kansas (11/26/2022)
Allowed 5 or more rushing touchdowns.....	7, vs. Texas (12/5/2020)

## Passing Defense

Allowed 200 or fewer passing yards.....	180, vs. Kansas (11/26/2022)
Allowed 100 or fewer passing yards.....	98, vs. Navy (12/31/2019)
Allowed 50 or fewer passing yards .....	5, vs. Ball State (9/16/2000)

Allowed 350 or more passing yards.....	359, vs. Texas Tech (10/1/2022)
Allowed 400 or more passing yards.....	425, at Oklahoma State (11/18/2017)
Allowed 450 or more passing yards.....	457, vs. Oklahoma State (11/5/2016)

## Passing Touchdown Defense

Did not allow a passing touchdown .....	at Oklahoma State (10/6/2023)
Did not allow a passing touchdown in consec. games.....	vs. South Dakota (9/3/2022) and vs. Missouri (9/10/2022)

Allowed 3 or more passing touchdowns .....	3, vs. UCF (9/23/2023)
Allowed 4 or more passing touchdowns.....	5, vs. Alabama (12/31/2022)
Allowed 5 or more passing touchdowns.....	5, vs. Alabama (12/31/2022)

## Tackles for Loss

Recorded 8 or more TFLs .....	8, vs. UCF (9/23/2023)
Recorded 10 or more TFLs .....	11, vs. SEMO (9/2/2023)
Recorded 11 or more TFLs .....	11, vs. SEMO (9/2/2023)
Recorded 12 or more TFLs.....	13, at Baylor (11/28/2020)
Recorded 13 or more TFLs.....	13, at Baylor (11/28/2020)
Recorded 14 or more TFLs.....	14, vs. Baylor (11/1/2003)
Did not have a TFL .....	at Iowa State (10/13/2012)



## Sacks

<b>Recorded 4 or more sacks</b> .....	<b>4, vs. UCF (9/23/2023)</b>
Recorded 6 or more sacks .....	6, vs. Texas Tech (10/1/2022)
Recorded 7 or more sacks .....	7, at Baylor (11/28/2020)
Recorded 8 or more sacks .....	8, vs. Baylor (11/1/2003)
Recorded 9 or more sacks .....	9, at Kansas (10/7/2000)
<b>Did not have a sack</b> .....	<b>at Oklahoma State (10/6/2023)</b>

## Forced Turnovers

Recovered 3 or more fumbles .....	3, vs. Iowa State (11/21/2015)
Recovered 4 or more fumbles .....	4, vs. Iowa State (11/21/2015)
Recovered 5 or more fumbles .....	5, at Kansas (11/2/2002)

Intercepted 3 or more interceptions .....	4, vs. Missouri (9/10/2022)
Intercepted 4 or more interceptions .....	4, vs. Missouri (9/10/2022)
Intercepted 5 or more interceptions .....	5, vs. Texas (11/6/2010)

Forced 5 or more turnovers .....	6, at Kansas (11/30/2013)
Forced 6 or more turnovers .....	6, at Kansas (11/30/2013)

## First Downs Allowed

<b>Allowed 15 or fewer first downs</b> .....	<b>15, vs. Troy (9/9/2023)</b>
Allowed 10 or fewer first downs .....	10, vs. Iowa State (11/30/2019)
Allowed 5 or fewer first downs .....	5, vs. Bowling Green (9/7/2019)

Allowed 25 or more first downs .....	26 (11r/13p/2pn), at TCU (10/22/2022)
Allowed 30 or more first downs .....	32 (15r/15p/2pn), at Oklahoma (10/27/2018)
Allowed 35 or more first downs .....	38 (17r/19p/2pn), at Baylor (10/6/2018)

## Team Defensive Miscellaneous

Scored a safety .....	vs. Kansas (Holding in End Zone) (11/26/2022)
Scored two safeties .....	at Nebraska (11/12/2005)
Scored two safeties in one quarter .....	at Nebraska; 3rd quarter (11/12/2005)

# K-STATE INDIVIDUAL DEFENSE

## Tackles

Had 10 or more tackles .....	10, VJ Payne vs. Alabama (12/31/2022)
Had 12 or more tackles .....	13, Daniel Green at Baylor (11/28/2020)
Had 13 or more tackles .....	13, Daniel Green at Baylor (11/28/2020)
Had 14 or more tackles .....	14, D.J. Reed at Iowa State (10/29/2016)
Had 15 or more tackles .....	17, Charmeachalle Moore vs. West Virginia (12/5/2015)

## Tackles for Loss

<b>Had 3 or more tackles for loss</b> .....	<b>3.0, Khalid Duke vs. Troy (9/9/2023)</b>
Had 4 or more tackles for loss .....	4.0, Felix Anudike-Uzomah vs. TCU (10/30/2021)
Had 5 or more tackles for loss .....	5.0, Ian Campbell vs. Illinois State (9/2/2006)

## Sacks

<b>Had 2 or more sacks</b> .....	<b>2.0, Khalid Duke vs. Troy (9/9/2023)</b>
Had 3 or more sacks .....	3.0, Brendan Mott at West Virginia (11/19/2022)
Had 4 or more sacks .....	4.0, Felix Anudike-Uzomah vs. TCU (10/30/2021)

## Interceptions

Intercepted 2 or more passes .....	2, Kevion McGee at Iowa State (11/24/2018)
Intercepted 3 or more passes .....	3, Allen Chapman vs. Oklahoma State (11/3/2012)
Intercepted 4 or more passes .....	4, Jaime Mendez vs. Temple (9/26/1992)

## Pass Breakups

Had 3 or more pass breakups .....	3, Russ Yeast vs. West Virginia (11/13/2021)
Had 4 or more pass breakups .....	4, Justin Gardner at TCU (10/10/2020)
Had 5 or more pass breakups .....	6, Terence Newman at Oklahoma (9/29/2001)

## Fumbles

Forced 2 or more fumbles .....	2, Felix Anudike-Uzomah vs. TCU (10/30/2021)
Recovered 2 or more fumbles .....	2, Ian Campbell vs. Baylor (10/27/2007)

## Scoring

TD on an interception return .....	Cincere Mason (37 yards) at West Virginia (11/19/2022)
TD on a fumble return .....	Jonathan Alexander (25 yards) vs. Nicholls (8/31/2019)
Safety via tackle in end zone .....	Felix Anudike-Uzomah at Texas Tech (10/23/2021)

# K-STATE INDIVIDUAL SPECIAL TEAMS

## Kickoff Returns

Had 150 or more KOR yards .....	152, D.J. Reed at Kansas (10/28/2017)
Had 200 or more KOR yards .....	201, Morgan Burns vs. West Virginia (12/5/2015)

TD on a kickoff return .....	Malik Knowles (93 yds) vs. Oklahoma (10/2/2021)
Had 2 or more KOR touchdowns .....	2, Brandon Banks (91 and 92 yds) vs. Tenn. Tech (9/26/2009)
Had KOR touchdowns in consec. games .....	2, Malik Knowles (99 yds) at Oklahoma State and (93 yds) vs. Oklahoma (2021)
Had a KOR touchdown to open a game .....	Joshua Youngblood (93 yds) vs. Iowa State (11/30/2019)

## Punt Returns

Had 75 or more punt return yards .....	76, Phillip Brooks vs. Missouri (9/10/2022)
Had 100 or more punt return yards .....	189, Phillip Brooks vs. Kansas (10/24/2020)
Had 125 or more punt return yards .....	189, Phillip Brooks vs. Kansas (10/24/2020)
Had 150 or more punt return yards .....	189, Phillip Brooks vs. Kansas (10/24/2020)

TD on a punt return .....	Phillip Brooks (76 yds) vs. Missouri (9/10/2022)
2 TDs on a punt returns .....	Phillip Brooks (55 yds and 52 yds) vs. Kansas (10/24/2020)
Had punt return TDs in consec. games .....	2, Aaron Lockett (69 yds) vs. Louisiana Tech and (84 yds) vs. Ball State (2000)
Had punt return TDs in 3 consec. games .....	3, David Allen (63 yds) vs. Indiana State; (69 yds) vs. Northern Illinois; (93 yds) vs. Texas (1998)

## Field Goals/PATs

Had 3 or more field goals .....	3, Chris Tennant vs. Texas Tech (10/1/2022)
Had 4 or more field goals .....	4, Blake Lynch vs. Texas Tech (11/17/2018)
Had 5 or more field goals .....	5, Jamie Rheem at Texas (10/2/1999)
Game-winning FG with less than one minute .....	OT (31 yds), Ty Zentner vs. TCU (12/3/2022)

<b>Made a 47-yd FG or longer</b> .....	<b>51, Chris Tennant vs. SEMO (9/2/2023)</b>
<b>Made a 48-yd FG or longer</b> .....	<b>51, Chris Tennant vs. SEMO (9/2/2023)</b>
<b>Made a 49-yd FG or longer</b> .....	<b>51, Chris Tennant vs. SEMO (9/2/2023)</b>
<b>Made a 50-yd FG or longer</b> .....	<b>51, Chris Tennant vs. SEMO (9/2/2023)</b>
<b>Made a 51-yd FG or longer</b> .....	<b>51, Chris Tennant vs. SEMO (9/2/2023)</b>
Made a 52-yd FG or longer .....	53, Ty Zentner at West Virginia (11/19/2022)
Made a 53-yd FG or longer .....	53, Ty Zentner at West Virginia (11/19/2022)
Made a 54-yd FG or longer .....	54, Matthew McCrane at Texas (10/7/2017)
Made a 55-yd FG or longer .....	55, Jeff Snodgrass vs. North Texas (9/24/2005)

<b>Made 5 or more PATs</b> .....	<b>5, Chris Tennant vs. UCF (9/23/2023)</b>
<b>Made 6 or more PATs</b> .....	<b>6, Chris Tennant vs. Troy (9/9/2023)</b>
Made 7 or more PATs .....	7, Blake Lynch vs. Kansas (10/24/2020)
Made 8 or more PATs .....	9, Matthew McCrane vs. Florida Atlantic (9/17/2016)

## Blocked Kicks/Onside Kick

Blocked an extra point .....	Jordan Willis at Oklahoma State (10/3/2015)
<b>Blocked a field goal</b> .....	<b>Marques Sigle at Oklahoma State (10/6/2023)</b>
Blocked a punt .....	Seth Porter vs. South Dakota (9/3/2022)
Had 2 or more blocked kicks .....	2, Raphael Guidry (2 FGs) at Texas Tech (10/15/2011)
TD on blocked field goal .....	Kip Daily (65 yds) at Oklahoma State (10/5/2013)
TD on blocked punt return .....	Desmond Purnell (17 yds) vs. South Dakota (9/3/2022)
Defensive extra point .....	Nigel Malone (68-yd blocked XP return) vs. Arkansas (1/6/2012)
Recovered an onside kick .....	Jayd Kirby at Stanford (9/2/2016)



## OPPONENT INDIVIDUAL RUSHING

### Attempts

Had 25 or more rushing attempts .....	30, Bijan Robinson, Texas (11/5/2022)
Had 30 or more rushing attempts .....	30, Bijan Robinson, Texas (11/5/2022)

### Yards

<b>Rushed for 100 or more yards .....</b>	<b>136, Ollie Gordon, Oklahoma State (10/6/2023)</b>
Rushed for 150 or more yards .....	209, Bijan Robinson, Texas (11/5/2022)
Rushed for 200 or more yards .....	209, Bijan Robinson, Texas (11/5/2022)
Had two 100-yard rushers .....	221, Kylin Hill and 159, Nick Fitzgerald, Miss. State (9/8/2018)

Had a run of 60 or more yards .....	68, Bijan Robinson, Texas (11/5/2022)
Had a run of 70 or more yards .....	75 (TD), Breece Hall, Iowa State (10/16/2021)
Had a run of 80 or more yards .....	84 (TD), Chuba Hubbard, Oklahoma State (9/28/2019)
Had a run of 90 or more yards .....	91 (TD), David Thompson, Oklahoma State (11/18/1995)

### Touchdowns

Rushed for 3 or more touchdowns .....	3, Bijan Robinson and Roschon Johnson, Texas (12/5/2020)
Rushed for 4 or more touchdowns .....	4, Taylor Martinez, Nebraska (10/7/2010)
Had two players rush for 2 or more TDs .....	3, Bijan Robinson and Roschon Johnson, Texas (12/5/2020)

## OPPONENT INDIVIDUAL PASSING

### Attempts

<b>Had 30 or more pass attempts .....</b>	<b>35, Alan Bowman, Oklahoma State (10/6/2023)</b>
Had 40 or more pass attempts .....	48, Donovan Smith, Texas Tech (10/1/2022)
Had 45 or more pass attempts .....	48, Donovan Smith, Texas Tech (10/1/2022)
Had 50 or more pass attempts .....	56, Austin Simmons, South Dakota (9/1/2018)

### Completions

<b>Had 20 or more pass completions .....</b>	<b>23, Brady Cook, Missouri (9/16/2023)</b>
Had 25 or more pass completions .....	34, Donovan Smith, Texas Tech (10/1/2022)
Had 30 or more pass completions .....	34, Donovan Smith, Texas Tech (10/1/2022)
Had 40 or more pass completions .....	45, Patrick Mahomes, Texas Tech (10/8/2016)

### Yards

<b>Threw for 250 or more yards .....</b>	<b>264, Timmy McClain, UCF (9/23/2023)</b>
<b>Threw for 300 or more yards .....</b>	<b>356, Brady Cook, Missouri (9/16/2023)</b>
<b>Threw for 350 or more yards .....</b>	<b>356, Brady Cook, Missouri (9/16/2023)</b>
Threw for 400 or more yards .....	425, Mason Rudolph, Oklahoma State (11/18/2017)

<b>Had a pass of 50 or more yards .....</b>	<b>69, Timmy McClain, UCF (9/23/2023)</b>
<b>Had a pass of 60 or more yards .....</b>	<b>69, Timmy McClain, UCF (9/23/2023)</b>
Had a pass of 70 or more yards .....	71 (TD), Garrett Greene, West Virginia (11/19/2022)
Had a pass of 80 or more yards .....	82 (TD), Kyler Murray, Oklahoma (10/27/2018)
Had a pass of 90 or more yards .....	95 (TD), Carter Stanley, Kansas (11/26/2016)

### Touchdowns

<b>Threw 3 or more touchdowns .....</b>	<b>3, Timmy McClain, UCF (9/23/2023)</b>
Threw 4 or more touchdowns .....	5, Bryce Young, Alabama (12/31/2022)

## OPPONENT INDIVIDUAL RECEIVING

### Receptions

<b>Had 8 or more receptions .....</b>	<b>10, Ryan Flourmoy, SEMO (9/2/2023)</b>
<b>Had 10 or more receptions .....</b>	<b>10, Ryan Flourmoy, SEMO (9/2/2023)</b>
Had 12 or more receptions .....	13, Gary Jennings Jr., West Virginia (11/11/2017)
Had 14 or more receptions .....	15, Sterling Shepard, Oklahoma (10/18/2014)

### Yards

<b>Had 100 or more receiving yards .....</b>	<b>138, Kobe Hudson, UCF (9/23/2023)</b>
Had 150 or more receiving yards .....	160, CeeDee Lamb, Oklahoma (10/27/2018)
Had 200 or more receiving yards .....	233, Steven Sims, Kansas (10/28/2017)
Had two 100-yard receivers .....	110, Devin Duvernay/110, Collin Johnson, Texas (11/9/2019)

### Touchdowns

<b>Had 2 or more touchdown receptions .....</b>	<b>2, Kobe Hudson, UCF (9/23/2023)</b>
Had 3 or more touchdown receptions .....	3, Sam James, West Virginia (11/19/2022)
Had 2 players with 2 or more TD catches .....	Ka'Roun White (2) and David Sills V (2), WVU (11/11/2017)

## OPPONENT INDIVIDUAL DEFENSE

### Tackles

<b>Had 10 or more tackles .....</b>	<b>17, Nickolas Martin, Oklahoma State (10/6/2023)</b>
<b>Had 12 or more tackles .....</b>	<b>17, Nickolas Martin, Oklahoma State (10/6/2023)</b>
<b>Had 13 or more tackles .....</b>	<b>17, Nickolas Martin, Oklahoma State (10/6/2023)</b>
<b>Had 14 or more tackles .....</b>	<b>17, Nickolas Martin, Oklahoma State (10/6/2023)</b>
<b>Had 15 or more tackles .....</b>	<b>17, Nickolas Martin, Oklahoma State (10/6/2023)</b>

### Tackles for Loss

Had 3 or more tackles for loss .....	4.0, Brian Branch, Alabama (12/31/2022)
Had 4 or more tackles for loss .....	4.0, Brian Branch, Alabama (12/31/2022)

### Sacks

Had 2 or sacks .....	2.0, Dylan Horton, TCU (12/3/2022)
Had 3 or sacks .....	3.0, Gabe Hall, Baylor (11/20/2021)
Had 4 or sacks .....	4.0, Mike Mamula, Boston College (12/25/1994)

### Interceptions/Pass Breakups

<b>Intercepted 2 or more passes .....</b>	<b>2, Cameron Epps, Oklahoma State (10/6/2023)</b>
Had 3 or more pass breakups .....	5, Dreshun Miller, West Virginia (10/31/2020)
Had 4 or more pass breakups .....	5, Dreshun Miller, West Virginia (10/31/2020)

### Fumbles

Forced 2 or more fumbles .....	2, Will McDonald, Iowa State (11/21/2020)
Recovered 2 or more fumbles .....	2, Jacques Smith, Missouri (11/13/2010)

### Scoring

<b>TD on an interception return .....</b>	<b>Cameron Epps (35 yds), Oklahoma State (10/6/2023)</b>
TD on a fumble return .....	Malcolm Rodriguez (0 yds), Oklahoma State (9/25/2021)
Safety via tackle in end zone .....	Dee Winters, TCU (10/30/2021)

## OPPONENT INDIVIDUAL SPECIAL TEAMS

### Kickoff Returns

Had 125 or more KOR yards .....	150, D'Shawn Jamison, Texas (12/5/2020)
Had 150 or more KOR yards .....	150, D'Shawn Jamison, Texas (12/5/2020)
TD on a kickoff return .....	Darryl Surgent (100 yds), Louisiana (9/7/2013)

### Punt Returns

Had 75 or more punt return yards .....	90, D'Shawn Jamison, Texas (9/29/2018)
Had 100 or more punt return yards .....	103, Danny Amendola, Texas Tech (10/30/2004)
TD on a punt return .....	D'Shawn Jamison (90 yds), Texas (9/29/2018)

### Field Goals

<b>Had 3 or more field goals .....</b>	<b>5, Alex Hale, Oklahoma State (10/6/2023)</b>
<b>Had 4 or more field goals .....</b>	<b>5, Alex Hale, Oklahoma State (10/6/2023)</b>
<b>Game-winning FG with less than one minute ... 0:00 (61 yds), Harrison Mevis, Missouri (9/16/2023)</b>	

### Blocked Kicks/Onside Kick

Blocked an extra point .....	Myles Garrett, Texas A&M (12/28/2016)
Blocked a field goal .....	Kyle Rose, West Virginia (11/20/2014)
Blocked a punt .....	Jordan Sterns, Oklahoma State (11/1/2014)
TD on blocked punt return .....	D.J. Adeoba (26 yds), Massachusetts (9/5/2009)
Defensive extra point .....	Darrent Williams (85-yd blocked XP return), Oklahoma St. (10/12/2002)
Recovered an onside kick .....	Kansas (11/26/2016)



## RECORDS WATCH

### TEAM

#### SINGLE-GAME RUSHING TOUCHDOWNS

Rk	Opponent, Date	TDs
T1.	Three tied at.....	7
	LAST: vs. Florida Atlantic, 9/17/2016	
T5.	11 Times (Last: vs. UCF, 9/23/2023).....	6

#### SINGLE-GAME OFFENSIVE YARDS

Rk	Opponent, Date	Yards
1.	vs. North Texas, 9/24/2005 .....	658
2.	vs. Bowling Green, 9/27/97 .....	638
3.	vs. Louisiana-Monroe, 9/26/98 .....	607
4.	vs. Akron, 9/23/95 .....	590
5.	vs. SEMO, 9/2/2023 .....	588

### INDIVIDUAL

#### SINGLE-GAME RUSHING YARDS [SOPHOMORE]

Rk	Player vs./at Opponent, Date	Yds
1.	DJ Giddens vs. UCF, 9/23/2023 .....	207
2.	Daniel Sams vs. Baylor, 10/12/2013 .....	199
3.	Marlon Charles vs. Indiana State, 9/7/96 .....	195

#### CAREER FASTEST TO 1,000 RUSHING YARDS

Rk	Player, Years Played	No.	Gms
1.	Darren Sproles, 2001-04 .....	147	14
2.	Alex Barnes, 2016-18 .....	152	20
3.	DJ Giddens, 2022-23 .....	168	19

#### SINGLE-GAME RUSHING TOUCHDOWNS

Rk	Player vs./at Opponent, Date	TDs
T1.	Two Times (Last: Collin Klein vs. Texas A&M, 11/12/2011) .....	5
T3.	15 Times (Last: DJ Giddens vs. UCF, 9/23/2023) .....	4

#### CAREER PASSING ATTEMPTS

Rk	Player, Years	Att
1.	Josh Freeman, 2006-08 .....	1,151
7.	Darrell Dickey, 1979-82 .....	640
8.	Dennis Morrison, 1970-72 .....	637
9.	Ell Roberson, 2000-03 .....	628
10.	Collin Klein, 2009-12 .....	604
	Will Howard, 2020-23 .....	595

#### CAREER COMPLETIONS

Rk	Player, Years	Cmp
1.	Josh Freeman, 2006-08 .....	680
6.	Chad May, 1993-94 .....	385
7.	Collin Klein, 2009-12 .....	370
8.	Will Howard, 2020-23 .....	345

#### CAREER PASSING YARDS

Rk	Player, Years	Yds
1.	Josh Freeman, 2006-08 .....	8,078
8.	Collin Klein, 2009-12 .....	4,724
9.	Jonathan Beasley, 1996-97, 1999-2000 .....	4,642
10.	Michael Bishop, 1997-98 .....	4,401
	Will Howard, 2020-23 .....	4,367

#### CAREER PASSING YARDS PER GAME [MIN. 10 GAMES]

Rk	Player, Years	Gms	Yds	Avg.
1.	Chad May, 1993-94 .....	22	5,253	238.8
2.	Josh Freeman, 2006-08 .....	35	8,078	230.8
3.	Jake Waters, 2013-14 .....	26	5,970	229.6
4.	Lynn Dickey, 1968-70 .....	31	6,208	200.3
5.	Michael Bishop, 1997-98 .....	23	4,401	191.3
6.	Carl Straw, 1987-90 .....	32	5,223	163.2
7.	Will Howard, 2020-23 .....	27	4,367	161.7
8.	Skylar Thompson, 2017-21 .....	45	7,134	158.5
9.	Paul Watson, 1988-91 .....	28	3,963	141.5
10.	Dennis Morrison, 1970-72 .....	26	3,428	131.8

#### CAREER PASSING TOUCHDOWNS

Rk	Player, Years	TDs
1.	Josh Freeman, 2006-08 .....	44
2.	Skylar Thompson, 2017-21 .....	42
3.	Jake Waters, 2013-14 .....	40
4.	Ell Roberson, 2000-03 .....	37
5.	Michael Bishop, 1997-98 .....	36
6.	Chad May, 1993-94 .....	34
7.	Will Howard, 2020-23 .....	33
	Jonathan Beasley, 1996-97, 99-2000 .....	33

#### CAREER RECEPTIONS

Rk	Player, Years	Rec	Yds
1.	Tyler Lockett, 2011-14 .....	249	3,710
4.	Michael Smith, 1988-91 .....	179	2,457
5.	Phillip Brooks, 2018-23 .....	156	1,814

#### CAREER RECEIVING YARDS

Rk	Player, Years	Rec	Yds
1.	Tyler Lockett, 2011-14 .....	249	3,710
6.	Quincy Morgan, 1999-2000 .....	106	2,173
7.	Dave Jones, 1966-68 .....	127	1,904
8.	Malik Knowles, 2018-22 .....	127	1,867
9.	Mitch Running, 1992-95 .....	133	1,821
10.	Phillip Brooks, 2018-23 .....	156	1,814

#### CAREER RECEIVING TOUCHDOWNS

Rk	Player, Years	TDs
1.	Tyler Lockett, 2011-14 .....	29
7.	Malik Knowles, 2018-22 .....	14
	Aaron Lockett 1998-2001 .....	14
9.	Chris Harper, 2010-12 .....	12
	Andre Coleman, 1990-93 .....	12
	Phillip Brooks, 2019-23 .....	11

#### CAREER TOTAL OFFENSE

Rk	Player, Years	TDs
1.	Josh Freeman, 2006-08 .....	8,421
6.	Lynn Dickey, 1968-70 .....	5,779
7.	Michael Bishop, 1997-98 .....	5,715
8.	Jonathan Beasley, 1996-97, 1999-2000 .....	5,607
9.	Will Howard, 2020-23 .....	5,164

#### CAREER TOUCHDOWNS RESPONSIBLE FOR

Rk	Player, Years	TDs
1.	Collin Klein, 2009-12 .....	87
T5.	Jonathan Beasley, 1996-97, 1999-2000; Michael Bishop, 1997-98 .....	59
7.	Jake Waters, 2013-14 .....	55
8.	Will Howard, 2020-23 .....	49

#### CAREER ALL-PURPOSE YARDS

Rk	Player, Years	Tot
1.	Darren Sproles, 2001-04 .....	6,812
6.	Brandon Banks, 2008-09 .....	3,828
7.	John Hubert, 2010-13 .....	3,594
8.	Phillip Brooks, 2018-23 .....	3,474

#### SINGLE-GAME POINTS SCORED

Rk	Player vs./at Opponent, Date	Pts
T1.	Two Times (Last: Collin Klein vs. Texas A&M, 11/12/2011) .....	30
3.	Ralph Graham at Kansas Wesleyan, 10/7/32 .....	28
4.	23 Times (Last: DJ Giddens vs. UCF, 9/23/2023) .....	24

#### SINGLE-GAME TOUCHDOWNS

Rk	Player vs./at Opponent, Date	TDs
T1.	Two Times (Last: Collin Klein vs. Texas A&M, 11/12/2011) .....	5
T3.	23 Times (Last: DJ Giddens vs. UCF, 9/23/2023) .....	4

#### CAREER 50-YARD FIELD GOALS

Rk	Player, Years	FGs
T1.	Three Times (Last: Matthew McCrane, 2014-17) .....	5
4.	Mark Porter, 1985-88 .....	4
5.	Five Times (Last: Chris Tennant, 2021-23) .....	2

#### CAREER PUNT RETURN ATTEMPTS

Rk	Player, Years	Att	Yds
1.	David Allen, 1997-2000 .....	103	1,646
2.	Mitch Running, 1992-95 .....	62	625
3.	Michael Smith, 1988-91 .....	59	529
4.	Aaron Lockett, 1998-2001 .....	54	845
	Deon Murphy, 2007-08 .....	54	737
6.	Phillip Brooks, 2018-23 .....	51	709
	Tramaine Thompson, 2010-13 .....	51	718

#### CAREER PUNT RETURN YARDS

Rk	Player, Years	Att	Yds
1.	David Allen, 1997-2000 .....	103	1,646
2.	Aaron Lockett, 1998-2001 .....	54	845
3.	Deon Murphy, 2007-08 .....	54	737
4.	Tramaine Thompson, 2010-13 .....	51	718
5.	Phillip Brooks, 2018-23 .....	51	709

#### CAREER PUNT RETURN AVERAGE

Rk	Player, Years	Att	Yds	Avg.
1.	David Allen, 1997-2000 .....	103	1,646	16.0
2.	Aaron Lockett, 1998-2001 .....	54	845	15.6
3.	Terence Newman, 1999-2002 .....	27	417	15.4
4.	Tyler Lockett, 2011-14 .....	32	488	15.2
5.	Veryl Switzer, 1951-53 .....	42	596	14.2
6.	Tramaine Thompson, 2010-13 .....	51	718	14.1
7.	Phillip Brooks, 2018-23 .....	51	709	13.9
8.	Deon Murphy, 2007-08 .....	54	737	13.6
9.	Andre Coleman, 1990-93 .....	27	362	13.4
10.	Yamon Figurs, 2004-06 .....	48	553	11.5

#### CAREER PUNT RETURN TOUCHDOWNS

Rk	Player, Years	TDs
1.	David Allen, 1997-2000 .....	7
2.	Phillip Brooks, 2018-22 .....	4

#### CAREER KICKOFF RETURN ATTEMPTS

Rk	Player, Years	Att	Yds
1.	Tyler Lockett, 2011-14 .....	77	2,196
6.	Ossie Cain, 1965-67 .....	56	1,037
7.	Morgan Burns, 2013-15 .....	51	1,572
8.	Phillip Brooks, 2018-23 .....	43	832

#### CAREER KICKOFF RETURN YARDS

Rk	Player, Years	Att	Yds
1.	Tyler Lockett, 2011-14 .....	77	2,196
7.	Byron Pringle, 2016-17 .....	39	1,076
8.	Ossie Cain, 1965-67 .....	56	1,037
9.	Aubrey Quarles, 2009-10 .....	44	1,006
10.	Henry Hawthorne, 1969-70 .....	36	921
	Phillip Brooks, 2018-23 .....	43	847