

INSIDE THE SERIES

Overall.....	13-9	Most K-State Pts.....	55 (2012)
In Manhattan.....	7-2	Most Texas Tech Pts.....	66 (2009)
In Lubbock.....	6-7	3 Points or Less.....	2-0
Current Streak.....	Won 6	7 Points or Less.....	7-1
Longest Win Streak.....	6 (2016-21)	Biggest Win.....	45-13 (2014)

K-STATE'S STATISTICAL LEADERS

RUSHING	PASSING	RECEIVING	RETURNS
			
#22 Deuce Vaughn	#9 Adrian Martinez	#4 Malik Knowles	#4 Malik Knowles
87 CAR 468 YDS 3 TD	62 COMP 100 ATT 538 YDS 2 TD	14 REC 144 YDS 1 TD	3 KOR 101 YDS 0 TD
TACKLES	TFLs	SACKS	INTs
			
#41 Austin Moore	#41 Austin Moore	#91 Felix Anudike-Uzomah	Three Players
28 TFLs	5.0 TFL	2.5 SK	2 INTs

WHERE TO FIND...

Media Information.....	2
Team Notes.....	3
Offensive Notes.....	4-5
Defensive Notes.....	5-6
Special Teams Notes.....	6
Schedule/Coaching Staff/Roster Notes.....	7
Opponent Breakdown.....	8
Last Time vs. Texas Tech.....	9
Career Stats vs. Texas Tech.....	10
2022 Opponent Tracker.....	11
Head Coach Chris Klieman.....	12-13
Assistant Coaches/Gameday Locations.....	14
Roster/Pronunciations.....	15-16
How the Wildcats Were Built.....	17
Depth Chart.....	18
Depth Chart Notes.....	19-21
Select Player Bios.....	22-33
Team Statistics.....	34-35
Game-by-Game Offensive Statistics.....	36
Defensive Statistics.....	37
Game-by-Game Defensive Statistics.....	38
Game-by-Game Summaries/Starters/Turnovers.....	39
Scoring Drives/Drive Analysis.....	40
3rd Downs/Red Zone.....	41
Red Zone/Long Plays.....	42
Superlatives.....	43
Game Recaps.....	44-47
Last Time.....	48-52
Records Watch.....	53
Bill Snyder Family Stadium.....	54



KANSAS STATE WILDCATS

3-1 • 1-0 BIG 12

Ranking (AP/Coaches).....	25/rv
Last Game.....	Sept. 24, 2022
	Won at No. 6 Oklahoma, 41-34
Coach.....	Chris Klieman
Career Record (Yr).....	95-30 (10th)
Record at K-State (Yr).....	23-17 (4th)
Record vs. Texas Tech.....	3-0



TEXAS TECH RED RAIDERS

3-1 • 1-0 BIG 12

Ranking (AP/Coaches).....	rv/rv
Last Game.....	Sept. 24, 2022
	Defeated No. 22 Texas, 37-34 (OT)
Coach.....	Joey McGuire
Career Record (Yr).....	3-1 (1st)
Record at Texas Tech (Yr).....	Same
Record vs. K-State.....	0-0



Big 12 Now on ESPN+

Mark Neely (Play-by-Play)
Ryan Leaf (Analyst)
Shane Sparks (Sidelines)



K-State Sports Network

Wyatt Thompson (Play-by-Play)
Stan Weber (Analyst)
Matt Walters (Sidelines)



SIRIUSXM

SiriusXM Channel 199
SXM App 953

THE TOP 5

1 Following a big road win at No. 6 Oklahoma, K-State returns home to face Texas Tech Saturday in a match-up of teams that picked up wins over ranked opponents last weekend. The game will kick at 11 a.m. and be shown on Big 12 Now on ESPN. Texas Tech heads to Manhattan following an overtime win over No. 22 Texas, 37-34, last weekend in Lubbock.

2 Quarterback **Adrian Martinez** is coming off one of the best performances in his long career as he is the reigning Big 12 Offensive Player of the Week. At No. 6 Oklahoma, Martinez rushed for 148 yards and a career-best four touchdowns while also completing 21-of-34 passes for 234 yards and one touchdown. He directed an offense that totaled 28 first downs and 509 total yards.

3 Running back **Deuce Vaughn**, a Consensus All-American last year, leads the Big 12 with 117.0 rushing yards per game and three touchdowns. He has 15 100-yard rushing games in his career, including 14 in his last 19 contests. He had 116 rushing yards at Oklahoma last week, teaming with Martinez to give K-State two 100-yard rushers in the same game since the 2017 Cactus Bowl.

4 The Wildcats have been stellar on defense through four games, allowing just 15.8 points per game, 344.5 total yards per game while also forcing seven interceptions. This week, the Cats rank sixth nationally in interceptions, 10th in third down defense, 13th in turnover margin, 19th in pass efficiency defense, and 20th in both scoring defense and total defense.

5 Known for its special teams prowess, K-State has weapons in both primary returners in **Malik Knowles** (kickoffs) and **Phillip Brooks** (punts), each of whom have garnered All-America status in their disciplines during their careers. In four games, the Cats have recorded two punt return scores – one coming via a blocked punt and the other on a 76-yard return from Brooks.

STATISTICAL SPOTLIGHTS

Offensive yards by K-State at Oklahoma, its most against a Big 12 opponent since the 2014 Texas Tech game (535 yards).

509

Rushing yards per game this season, which ranks seventh in the nation and tops in the Big 12.

248.2

Points allowed per game since last season and after the switch to a 3-3-5 defensive alignment.

19.8

K-State ranks third in the Big 12 with 127 league wins since the conference's first year in 1996.

3

Third down conversions surrendered by K-State at Oklahoma when the Sooners faced 3rd and 4 or longer (0-of-8).

0

PLAYER SPOTLIGHT



Adrian Martinez accounted for 382 yards of total offense and five TDs – including four rushing scores – last week at No. 6 Oklahoma en route to Big 12 Player of the Week honors.

2022 SCHEDULE & RESULTS

											
South Dakota Sept. 3 W, 34-0 Big 12 Now	Missouri Sept. 10 W, 40-12 ESPN2	Tulane Sept. 17 L, 10-17 Big 12 Now	at 6/6 Oklahoma* Sept. 24 W, 41-34 FOX	Texas Tech* Oct. 1 11 a.m. Big 12 Now	at nr/rv Iowa St.* Oct. 8 6:30 p.m. ESPNU	at rv/rv TCU* Oct. 22 TBA	9/7 Oklahoma St.* Oct. 29 TBA	nr/rv Texas* Nov. 5 TBA	at 16/14 Baylor* Nov. 12 TBA	at West Virginia* Nov. 19 TBA	rv/rv Kansas* Nov. 26 TBA



MEDIA SCHEDULE • TEXAS TECH

MONDAY 26	TUESDAY 27	WEDNESDAY 28	THURSDAY 29	FRIDAY 30	SATURDAY 1	SUNDAY 2
No Media Availability	Press Conference 12 p.m. – Lunch 12:30 p.m. – Chris Klieman 1 p.m. – Players FTP Information Coach Klieman's press conference will be uploaded to the K-State FTP site at approximately 2 p.m. Contact Ryan Lackey for access.	No Media Availability	Coordinator Media Availability 2 p.m. – Coordinators FTP Information Both coordinator media sessions will be uploaded to the K-State FTP site at approximately 3:30 p.m.	No Media Availability	Game 5 Texas Tech at K-State 11 a.m. Big 12 Now on ESPN+ Bill Snyder Family Stadium Manhattan, Kan. Postgame Coach Klieman and players in team theatre	No Media Availability K-State's game notes for the Iowa State game will be available on Monday, October 3 at 12 p.m.

K-STATE ATHLETICS COMMUNICATIONS



RYAN LACKEY

Associate AD/Communications

Primary Contact/Assistants & Players Requests

Cell 785-587-7865

Email rlackey@kstatesports.com

Twitter @rlackey84



KENNY LANNOU

Executive Associate A.D./Communications

Coach Klieman Requests

Cell 785-587-7867

Email klannou@kstatesports.com

Twitter @KennyLannou



MARY GORMAN

ADMINISTRATIVE ASST./COMMUNICATIONS

Credentials

Office 785-532-6735

Email mgorman@kstatesports.com

CREDENTIALS

Media outlets interested in covering Kansas State football on either a season or individual-game basis are requested to submit all applications for credentials through the K-State Athletics Communications football credential application website, which is available at www.k-statesports.com/media. K-State is unable to process written requests for football credentials. Please be sure and review the department's credential policies on page 225 of the 2022 K-State Football Media Guide.

Due to inconsistent mail delivery service on tight deadlines, media passes may not be mailed in some instances. If this is the case, passes may be picked up at a location to be determined by the K-State Athletics Communications Office. Individuals picking up credentials will be required to furnish positive identification.

Admission to the press level is for working media only. Only those media with official K-State credentials will be admitted. Friends, spouses, children under the age of 16 and non-workers are not welcome in the press area.

Only two field access credentials will be allowed per media outlet for each game.

WEEKLY MEDIA AVAILABILITY

Tuesdays: Head coach **Chris Klieman** hosts a weekly news conference in the Steel & Pipe Team Theatre of the Vanier Family Football Complex. Lunch will be served at noon followed by Klieman's press conference at 12:30 p.m. Requested players are available from 1 p.m., to 2 p.m. **Player requests must be submitted to Ryan Lackey by 12 p.m., on Mondays.**

Thursdays: Offensive coordinator **Collin Klein** and defensive coordinator **Joe Klanderman** will hold interviews for 10 minutes apiece beginning at 2 p.m. These will take place in the Steel & Pipe Team Theatre at the Vanier Family Football Complex.

PRESS CONFERENCE VIDEO

Broadcast-quality video files for television newscasts of press conferences on Tuesday and Thursday will be available for download in the afternoons on those respective days. Please contact Ryan Lackey for FTP access instructions.

POSTGAME INTERVIEWS

K-State's locker room is closed. Media will be asked to submit a list of player requests to Ryan Lackey at the start of the fourth quarter. During home games, Coach Klieman will address the media in the Steel & Pipe Team Theatre on the third floor of the Vanier Family Football Complex, followed by the requested players. To get to the theater, proceed to the concourse and walk toward the Vanier Family Football Complex. Enter the first set of double doors and take an immediate left into the theater. On the road, these interviews will take place either in the designated visiting interview area or outside the visiting locker room.



COLLEGE PRESSBOX

collegepressbox is the official media website for Division I football. Access and download game notes, quotes, statistics, media guides, headshots, logos and more for all FBS schools, conferences, postseason games, awards and the College Football Playoff. For access, please register for an account at collegepressbox.com/register.

BIG 12 NOW ON ESPN+

In the spring of 2019, the Big 12 Conference and ESPN agreed to significantly expand their existing rights agreement, which runs through 2024-25. Under the expanded agreement, hundreds of additional Big 12 sports events annually will be distributed on the Big 12 Now on ESPN+ digital platform. For more information, visit www.kstatesports.com/Big12Now.



CHRIS KLIEMAN TV SHOW

Featuring the head coach of the Wildcats with the Voice of the Wildcats Wyatt Thompson, the Chris Klieman TV Show recaps the last game for the Wildcats and looks ahead to the coming week. The show will be available Mondays on Big 12 Now on ESPN+ in addition to YURView Kansas on Mondays and Spectrum Sports on Tuesdays.

CHRIS KLIEMAN RADIO SHOW

Featuring the head coach of the Wildcats with the Voice of the Wildcats Wyatt Thompson, the Chris Klieman Radio Show recaps the last game for the Wildcats and looks ahead to the coming week, while also taking calls in front of a live audience at Powercat Sports Grill in Manhattan. The show will be held every Wednesday during the season from 7-8 p.m., with the exception of the week of Thanksgiving (November 23). The show will be available on many of the K-State Sports Network affiliates.

2022 RADIO AFFILIATES

MARKET	CALL LETTERS	FREQUENCY
Beloit	KVSF	1190 AM/105.5 FM/102.9 FM
Chanute	KINZ	95.3 FM
Clay Center	KCLY	100.9 FM
Coffeyville	KGGF	690 AM
Colby/Goodland	KRDQ	100.3 FM
Concordia	KNCK	1390 AM/98.3 FM
Dodge City	KAHE	95.5 FM
Emporia	KVOE	101.7 FM
Great Bend	KZRS	107.9 FM
Hays/Ness City	KKDT	93.5 FM
Hiawatha	KNZA	103.9 FM
Hutchinson/Wichita	KHMY	93.1 FM
Junction City	KJCK	1420 AM/107.9 FM
Kansas City	KCSP	610 AM
Liberal	KSMW	1470 AM
Manhattan	KMAN	1350 AM/93.3 FM/93.7 FM
Manhattan	KMKF	101.5 FM
Marysville	KNDY	1570 AM/94.1 FM/95.5 FM
Medicine Lodge	KQZQ	98.3 FM
Norton	KQNK	1530 AM/106.7 FM
Pittsburg	KSEK	107.9 FM
Phillipsburg	KKAN	1490 AM
Phillipsburg	KQMA	92.5 FM
Russell	KRSL	990 AM/98.1 FM
Salina	KSAL	1150 AM
Scott City	KSKL	94.5 FM
Seneca	KMZA	92.1 FM
Topeka	WIBW	580 AM/94.5 FM/104.9 FM
Wichita	KKGQ	92.3 FM
Winfield	KWLS	107.9 FM



BIG 12 HOME OPENERS

- K-State holds a 15-11 all-time record in Big 12 home openers, which includes a 31-21 win over Texas Tech in 2020.
- The Wildcats are 2-1 in Big 12 home openers under head coach **Chris Klieman**. They defeated Baylor in 2019 but dropped a 37-31 decision to sixth-ranked Oklahoma last year.

A WINNING TRADITION

- Kansas State has been one of the best Big 12 teams since the inception of the conference in 1996. The Wildcats are third with 127 victories, trailing only Oklahoma and Texas.
- The Wildcats also rank third in the conference in winning percentage since round-robin play began in 2011. They sit at 58.0% (58-42), trailing only Oklahoma (80.8%; 80-19) and Oklahoma State (66.7%; 66-33).
- During that stretch, the Wildcats are 32-18 (64.0%) at home in Big 12 play and 26-24 (52.0%) on the road.

ALL-TIME BIG 12 VICTORIES

Rk.	School	Wins
1.	Oklahoma	166
2.	Texas	143
3.	K-State	127
4.	Oklahoma State	121
5.	Texas Tech	103
6.	Baylor	76
7.	Iowa State	75
8.	TCU*	47
9.	West Virginia*	42
	Kansas	42

* Joined Big 12 prior to 2012 season

BIG 12 WINNING % SINCE 2011

Rk.	School	Pct.
1.	Oklahoma	80.8%
2.	Oklahoma State	66.7%
3.	K-State	58.0%
	Baylor	58.0%
5.	Texas	53.5%
6.	TCU	52.2%
7.	West Virginia	48.9%
8.	Iowa State	41.0%
9.	Texas Tech	34.0%
10.	Kansas	7.1%

AMONG THE NATION'S BEST

- K-State has 206 wins since 1996, which is tied for 24th among all FBS teams with Oklahoma State. The Wildcats are one of just 29 schools to reach the 200-win mark over the last 26 years.
- More recently, the Wildcats are tied for 25th in wins among current Power 5 teams since 2010 with 96.

POSTSEASON PROMINENCE

- K-State has a strong postseason history, going to a bowl game 22 times since 1993, including 10 times in the last 12 years.
- K-State's 22 bowl trips since 1993 rank fourth in the Big 12.
- In an era when over 80 teams play in a bowl game each year, the Cats are one of just 25 Power 5 teams to play in a bowl game 10 times in the last 12 years.

A LOOK BACK AT LAST WEEK

- K-State moved to 1-0 in Big 12 play with its 41-34 win at No. 6 Oklahoma last week.
- Kansas State earned its 11th all-time victory against an Associated Press top-10 team, while it was the fifth in a road game.
- The Wildcats have now defeated a team ranked in the AP Top 25 in four of the last six seasons, including the third time under head coach **Chris Klieman**.
- The Wildcats defeated No. 5 Oklahoma at home in 2019 and at No. 3 Oklahoma in 2020.

A WINNING HISTORY

- A proven winner with a championship history, **Chris Klieman** holds a 95-30 career record, as his 76.0% career winning percentage is ranks fourth among current FBS coaches that are at least in their 10th season.
- Klieman, who is 23-17 since arriving at K-State, came to Manhattan after capping his five-year stint as head coach at North Dakota State by winning his fourth national championship in 2018. He guided the 2018 Bison to a perfect 15-0 record.
- Klieman is 5-5 in his career against teams ranked in the Associated Press Top 25 with four of the victories coming at K-State.

WINNING % BY ACTIVE FBS HEAD COACHES*

Rk.	Coach	Current School	Pct.
1.	Dabo Swinney	Clemson	81.1%
2.	Nick Saban	Alabama	80.2%
3.	Curt Cignetti	James Madison	76.7%
4.	Chris Klieman	K-State	76.0%
5.	Jimbo Fisher	Texas A&M	75.9%

* Minimum 10th season of head coaching experience

BETTER DISCIPLINE

- K-State was one of the least penalized teams in the nation over the final few weeks of the 2021 regular season, as the Cats totaled only four penalties (1.3 per game) for 41 yards (13.7 yards per game) over their final three regular-season games.
- Through four games this year, K-State ranks first in the Big 12 in fewest penalty yards with 40.5 per game.

TAKING CARE OF THE BALL

- Another staple of K-State football over the past decade has been committing very few turnovers, as the Wildcats rank third nationally among current Power 5 teams since 2012 in fewest turnovers per game at 1.19.
- That figure leads the Big 12 as the Wildcats' 155 total turnovers over the last 11-plus seasons are 13 better than the next closest program (Oklahoma, 168).
- So far this season, the Wildcats are plus-6 in turnover margin with seven interceptions and just one lost fumble.

FEWEST TURNOVERS PER GAME*

Rk.	School	TOs/Gm
1.	Alabama	1.06
2.	LSU	1.13
3.	K-State	1.19
4.	Georgia	1.22
5.	Oklahoma	1.24

* Among Power 5 teams since 2012

CATS TOPS IN NON-OFFENSIVE TDs

- K-State is the nation's best in non-offensive touchdowns over the last 23 seasons as it has 128 since 1999, seven more than the next closest team.
- Kansas State tallied three non-offensive scores in 2021, including two kickoff-return touchdowns by **Malik Knowles**.
- The Cats already have two non-offensive scores this year as **Seth Porter** blocked a punt against South Dakota that was returned for a score by **Desmond Purnell**, while **Phillip Brooks** took a punt 76 yards for a score against Missouri.

NON-OFFENSIVE TDs SINCE 1999

Rk.	School	Non-Offensive TDs
1.	K-State	128
2.	Alabama	121
3.	Virginia Tech	113
4.	Boise State	109
5.	Texas/Utah	108

Of the 128 non-offensive TDs since 1999, 43 have been punt returns, 39 interception returns, 33 kickoff returns, 11 fumble returns and 2 missed/blocked field goal returns.

WILDCATS WHEN...

Overall.....	3-1
Big 12.....	1-0
Non-conference record	2-1
Home	2-1
Away	1-0
Neutral.....	0-0
Current streak.....	Won 1
Current home streak.....	Lost 1
Current road streak.....	Won 2
Last win	41-34 at No. 6 Oklahoma (9/24/22)
Last loss	17-10 vs. Tulane (9/17/22)

Day game.....	1-1
Night game.....	2-0

Game on:

ESPN.....	0-0
ESPN2.....	1-0
ESPNU.....	0-0
FOX.....	1-0
FS1.....	0-0
Big 12 Now on ESPN+.....	1-1

September	3-1
October	0-0
November	0-0
January	0-0
vs. top-25 teams (AP).....	1-0
vs. non-ranked teams (AP).....	2-1
On artificial surface.....	2-1
On natural grass.....	1-0

Scoring first.....	2-0
Opponent scores first	1-1
Leading after 1st quarter	3-0
Behind after 1st quarter.....	0-1
Tied after 1st quarter	0-0
Leading at halftime.....	3-1
Behind at halftime.....	0-0
Tied at halftime.....	0-0
Leading after 3rd quarter	3-0
Behind after 3rd quarter	0-0
Tied after 3rd quarter.....	0-1

Scoring 20 points or less.....	0-1
Scoring 20+ points	3-0
Scoring 30+ points	3-0
Allowing 21 points or less	2-1
Allowing 10 points or less	1-0

With 100-yard rusher.....	3-0
Allow 100-yard rusher.....	1-0
With 300-yard passer.....	0-0
Allow 300-yard passer.....	1-0
Outgain opponent.....	3-0
Total offense + 400 yards.....	1-0
Allow + 400 yards total offense	1-0

No turnovers	1-1
Less than three turnovers.....	3-0
Three or more turnovers.....	0-0
No takeaways.....	1-0
Three or more takeaways	1-0
Fewer turnovers gained	0-0
Equal turnovers gained	1-0
More turnovers gained	2-1
Control time of possession	3-1
Opponent controls time of possession.....	0-0



NATIONAL RANKINGS

Associated Press Top 25 (Week 5)

1. Georgia (55)	4-0	1565
2. Alabama (4)	4-0	1487
3. Ohio State (4)	4-0	1483
4. Michigan	4-0	1354
5. Clemson	4-0	1311
6. USC	4-0	1236
7. Kentucky	4-0	1127
8. Tennessee	4-0	1119
9. Oklahoma State	3-0	1081
10. NC State	4-0	920
11. Penn State	4-0	876
12. Utah	3-1	760
13. Oregon	3-1	727
14. Ole Miss	4-0	691
15. Washington	4-0	657
16. Baylor	3-1	550
17. Texas A&M	3-1	543
18. Oklahoma	3-1	529
19. BYU	3-1	482
20. Arkansas	3-1	457
21. Minnesota	4-0	288
22. Wake Forest	3-1	265
23. Florida State	4-0	244
24. Pittsburgh	3-1	209
25. Kansas State	3-1	166

OTHER BIG 12 RECEIVING VOTES:

Kansas 125, Texas Tech 11, TCU 1.

USA TODAY Sports AFCA Coaches' Poll (Week 5)

1. Georgia (34)	4-0	1563
2. Alabama (26)	4-0	1558
3. Ohio State (4)	4-0	1486
4. Michigan	4-0	1379
5. Clemson	4-0	1339
6. USC	4-0	1226
7. Oklahoma State	3-0	1176
8. Kentucky	4-0	1136
9. Tennessee	4-0	1077
10. NC State	4-0	1015
11. Ole Miss	4-0	864
12. Penn State	4-0	824
13. Utah	3-1	822
14. Baylor	3-1	638
15. Oregon	3-1	622
16. Oklahoma	3-1	601
17. Texas A&M	3-1	574
18. Washington	4-0	539
19. Arkansas	3-1	509
20. BYU	3-1	359
21. Wake Forest	3-1	352
22. Florida State	4-0	252
23. Minnesota	4-0	238
24. Pittsburgh	3-1	223
25. Syracuse	4-0	74

OTHER BIG 12 RECEIVING VOTES:

Kansas 59, Texas Tech 36, Kansas State 30, Texas 25, TCU 20, Iowa State 3.

THE LAST TIME KANSAS STATE WAS...

Ranked in CFP Poll: 11/12/2019 (24th)

Ranked in AP Top 25: 9/25/2022 (25th)

Ranked in USA TODAY Sports Coaches Poll: 10/25/2020 (16th)

Not Ranked but RV in AP Poll: 9/11/2022

Not Ranked but RV in Coaches' Poll: 9/25/2022

OFFENSIVE NOTES

KLEIN TAKES OVER AS OC

• A 2012 Heisman Trophy finalist and one of the best signal callers in school history, **Collin Klein** is in his first season as K-State's offensive coordinator.

• Klein is one of just four Power 5 offensive coordinators to play quarterback at the school in which they work. The other three are Brandon Streeter (Clemson), Tommy Rees (Notre Dame) and Tavita Pritchard (Stanford).

• Klein was promoted to interim offensive coordinator for the 2022 Texas Bowl, and all he did was direct the Wildcats to 42 points – their highest output of the season and third highest in school bowl history – while their 442 yards of total offense was the second-best output of the 2021 season and ranked fifth in K-State bowl history.

• Klein was a co-offensive coordinator for one season at K-State (2018), as he begins a run as the Wildcats' sole offensive play caller for the first time in his career.

OFF AND RUNNING

• K-State has opened the season ranking seventh nationally, third among Power 5 teams and first in the Big 12 by averaging 248.3 rushing yards per game.

• A majority of those yards come from 2021 Consensus All-American **Deuce Vaughn**, who ranks eighth in the nation and tops in the Big 12 with 117.0 rushing yards per game.

Adrian Martinez ranks fourth nationally among quarterbacks with 74.5 rushing yards per game.

• K-State opened the season with 297 yards on the ground against South Dakota, the most by a Wildcat team since recording 342 in the 2019 Kansas game. They then posted 235 rushing yards against Missouri, the first time they had at least 230 rushing yards in consecutive games since the final two games of 2020.

• The Wildcats opened Big 12 play with 275 rushing yards in their win at No. 6 Oklahoma, marking the first time since 2019 they have had multiple games with 275 or more rushing yards.

ADRIAN WAS AWESOME

• Quarterback **Adrian Martinez**, one of the top transfer signal callers in the 2022 cycle, had a memorable game at No. 6 Oklahoma when he led the Wildcats to a 41-34 victory.

• Martinez totaled 382 yards of offense and accounted for five touchdowns, including four rushing scores en route to Big 12 Offensive Player of the Week, Manning Award Star of the Week and Davey O'Brien Award Great 8 honors.

• His four rushing touchdowns tied for the third most in school history and were the most since Skylar Thompson also had four in 2019 against the Sooners.

• Martinez, who had 148 rushing yards at OU, essentially put the game on ice with a 55-yard run on 3rd and 16, which led to K-State's final touchdown and made the score 41-27.

• During the game at OU, Martinez moved over 9,000 career passing yards, as he is the only active quarterback in the nation with 9,000 passing yards and 2,000 rushing yards in a career.

MIX OF NEW AND OLD

• The blueprint for success has been established for the offensive line under coach **Conor Riley** since he came to Manhattan with **Chris Klieman** in 2019. That should make for a smooth transition for three new starters in 2022.

• Junior **Cooper Beebe**, a 2021 First Team All-Big 12 performer who is a Preseason All-American and on the watch lists for the Outland Trophy and Lombardi Award, is back started the season

at left guard, but he can still play tackle.

• Another seasoned veteran lines up at right tackle in **Christian Duffie**, a player who has started 25-consecutive games for the Wildcats, the most on the team.

• However, K-State is replacing the interior of the offensive line. Senior **Hayden Gillum** started at center, while sophomore **Hadley Panzer** is listed as the starter at right guard.

VAUGHN BACK AT IT

• Running back **Deuce Vaughn** is looking to duplicate the Consensus All-America season he put together in 2021, and he's off to a great start as he ranks eighth nationally and tops in the Big 12 with 117.0 rushing yards per game.

• Vaughn also ranks 12th nationally and second in the Big 12 in scrimmage yards (rushing plus receiving) per game at 129.3.

• Vaughn has 15 career games with 100 rushing yards with 14 of those coming within his last 19 contests.

• A threat virtually every time he touches the ball, Vaughn has gone for at least 10 yards on 106 of his 531 career scrimmage touches as he is gaining at least 10 yards 20.0% of the time he either takes a hand off or receives a pass.

ALL-PURPOSE BACK

• The high career marks by **Deuce Vaughn** are not only due to his prowess as a runner, but he has been one of the best running backs in the nation in terms of catching the ball out of the backfield.

• Over the first 27 games of his career, Vaughn has 2,514 rushing yards and 951 receiving yards. With 49 more receiving yards, he will be just the 60th FBS player overall since 1996 to reach the 2,000/1,000 mark and just the 10th from the Big 12.

• However, Vaughn could be one of the fastest players to hit the marks in terms of games played.

• Additionally, he would be just the second Big 12 player to hit those marks prior to the end of his junior year, joining former Texas Tech running back Taurean Henderson.

FASTEST TO 2,000 RUSH, 1,000 REC*

Rk.	Player	School	Game
1.	Mewelde Moore	Tulane	21
2.	Brian Leonard	Rutgers	27
	Ontario Sneed	Central Michigan	27
4.	Christian McCaffrey	Stanford	29
	Jeremy McNichols	Bosie State	29
	Luke Staley	BYU	29
7.	Reggie Bush	USC	31
	Rafael Little	Kentucky	31
	Charles Sims	Houston/West Virginia	31
10.	Saquon Barkley	Penn State	32
	Clark Green	Kansas	32
	Quentin Griffin	Oklahoma	32
	Elijah McGuire	Louisiana	32

DEUCE VAUGHN: (2,514 rushing / 951 receiving in 27 games)

* Nationally since 1996

RECAPING VAUGHN'S STREAKS

• **Deuce Vaughn** saw a pair of impressive streaks come to an end against Tulane.

• He finished second in school history with eight-straight games with 100 rushing yards. It was just two behind the record of Darren Sproles, who had 10-straight games between spanning the 2002 and 2003 seasons.

• Vaughn also had a rushing touchdown in nine-straight games, which was the fifth-longest streak in school history.

SINNOTT SET CAREER MARKS

• Tight end/fullback **Ben Sinnott** was a major part of K-State's win at No. 6 Oklahoma as he hauled in four passes for 80 yards, both career highs.



- Three of his catches went for 20 or more yards, including a career-long reception of 27 yards to convert a 3rd and 5 attempt during K-State's first drive, which resulted in a touchdown.
- Sinnott has a catch in all four games this year after hauling in just two passes for 15 yards last season.

DEFENSIVE NOTES A BIG TURNAROUND

- The K-State defense switched from a four-man front to a three-man front in 2021, and the change has paid off in spades.
- From 2020 to 2021, the Wildcats trimmed 11.2 points and 100.0 yards per game allowed off their averages.
- In the 17 games since the defensive switch, the Wildcats are allowing just 19.8 points per game and 344.6 yards per game.

DEFENSE RANKING HIGHLY

- The Cats rank in the top 25 in five defensive categories, two of which lead the Big 12.

DEFENSIVE RANKINGS

Category	Number	National Rank
Passes Intercepted*	7	6th
3rd Down Conversion Defense	.263	10th
Team Passing Efficiency Defense*	107.26	19th
Scoring Defense	15.8	20th

* Leads Big 12

PICK ME, PICK ME

- Through four games, K-State has recorded seven interceptions to rank sixth in the nation and tops in the Big 12.
- The seven picks through the first four games are tied for the most by a K-State defense since 2001.
- After opening the year with two picks against South Dakota, the Cats recorded four interceptions on four-straight possessions against Missouri. It was the first time they accomplished that feat since the 2010 Texas game when Tysyn Hartman and Ty Zimmerman each picked off two passes on four-consecutive drives.
- **Daniel Green** and **Kobe Savage** each picked off passes against Missouri and Tulane. It was the first time the same two K-State players had interceptions in the same consecutive games since 2014 (Dante Barnett and Randall Evans vs. West Virginia and Kansas).

THIRD DOWN DEFENSE

- A year after ranking 78th nationally and sixth in the Big 12 by allowing a 39.9% conversion rate on third down, K-State enters this week's game ranked 10th in the country and second in the conference with a 26.3% rate.
- The Wildcats have allowed their opponents to convert on third down under 50% of the time in all four games this season, including an 8.3% clip against Tulane.
- Although K-State allowed Oklahoma to convert on 47.1% of its third downs, all eight conversions came on 3rd and 3 or shorter. The Wildcats shut out OU on its eight attempts of 3rd and 4 or longer.

FEW FIRST DOWNS

- The Wildcats also ranked highly in the nation last season in fewest first downs allowed, surrendering 17.9 per game to rank 20th in the nation.
- K-State allowed 20 or fewer first downs in 10 of its 13 games in 2021, including five contests with 15 or fewer.
- It was the second time under head coach **Chris Klieman** that K-State ranked in the top 20 in that category having placed 17th at 17.2 first downs allowed per game in 2019.

- Since the NCAA made first downs an official statistic in 2008, the Wildcats have only been under 20 first downs allowed per game on four occasions.

PLAYING BEHIND THE LINE

- K-State tallied 90 tackles for loss last year to rank 10th in school history and 26th in the nation. It was the second most by a K-State team since 2004 (2006 squad had 91) and was the Wildcats' best national ranking since placing 18th in 2006.
- K-State recorded 10.0 TFLs against both South Dakota and Missouri to start the 2022 season.
- It is the first time the Cats had 10 or more TFLs in consecutive games since carding 10 apiece against Miami and North Texas in 2012.

FINDING A NEW HOME

- K-State brought in eight transfers from either Division I or community college on the defensive side of the ball, including five that could see significant time early in the season.
- Transfers that are listed on the depth chart include safeties **Drake Cheatum** (Prairie View A&M), **Josh Hayes** (Virginia/North Dakota State) and **Kobe Savage** (Tyler JC), linebacker **Gavin Forsha** (Tyler JC) and cornerback **Jordan Wright** (Fullerton College).

GREEN MEANS GO

- One of the nation's top tacklers a year ago, linebacker **Daniel Green** has also been a pest for opponents in the passing game as he has two interceptions on the year.
- Green is one of just seven linebackers in the nation with multiple interceptions to begin the 2022 season.
- Those picks came against Missouri and Tulane as he is the first Wildcat linebacker with interceptions in consecutive games since Arthur Brown in 2012 against West Virginia and Texas Tech.
- Green returned his interception against Tulane 49 yards to set up a field goal prior to halftime, the longest return by a Wildcat since safety Dante Barnett went 51 yards against Michigan in the 2013 Buffalo Wild Wings Bowl. It was also the longest by a K-State linebacker since Alex Hrebec had a 51-yard return against Iowa State in 2008.

KING FELIX

- After making a name for himself in 2021, junior defensive end **Felix Anudike-Uzomah** is looking to improve off an All-American campaign in which he was also named the Big 12 Defensive Lineman of the Year.
- A Preseason All-American by multiple outlets in addition to being named to the Nagurski Trophy, Bednarik Award and Lombardi Award watch lists, Anudike-Uzomah finished the 2021 season tied for the national lead in forced fumble per game (0.46), while he ranked 11th nationally and second among sophomores in sacks per game (0.85).
- Anudike-Uzomah has seven forced fumbles in his career, just two shy of tying the school record.
- A product of Kansas City, Missouri, Anudike-Uzomah leads the nation among active player in career forced fumbles per game (0.32), while he is seventh in sacks per game (0.66) and 20th in tackles for loss (0.89).
- After carding 2.5 sacks so far this season, Anudike-Uzomah is now 4.0 sacks shy of entering K-State's career top-10 list.

WILDCATS IN THE NFL

With the NFL season in full swing, 14 former Kansas State players are on NFL rosters. Of the 14 players, eight are on defense and six are on offense. The longest-tenured former Wildcats are **Tyler Lockett** and **Cornelius Lucas** as both are entering their eighth season.



Players from last year's team that are now on NFL rosters include defensive lineman **Timmy Horne** (Atlanta), quarterback **Skylar Thompson** (Miami) and safety **Russ Yeast** (Los Angeles Rams).

Name	Team	Pos.	Exp.
Timmy Horne	Atlanta	DL	R
Elijah Lee	Kansas City	LB	6
Tyler Lockett	Seattle	WR	8
Cornelius Lucas	Washington	T	8
AJ Parker*	Detroit	CB	2
Byron Pringle	Chicago	WR	5
D.J. Reed	New York Jets	CB	5
Dalton Risner	Denver	G	4
Duke Shelley*	Minnesota	CB	4
Kiondre Thomas*	Green Bay	CB	1
Skylar Thompson	Miami	QB	R
Cody Whitehair	Chicago	OL	7
Jordan Willis^	San Francisco	DL	6
Russ Yeast	Los Angeles Rams	S	R

* – Practice Squad

^ – Injured Reserve

NFL CATS • WEEK 4

THURSDAY, SEPTEMBER 29

Miami – **Skylar Thompson**
at Cincinnati
7:15 p.m. (Prime Video)

SUNDAY, OCTOBER 2

Minnesota – **Duke Shelley**
at New Orleans
8:30 a.m. (NFL Network) [London, England]
Cleveland
at Atlanta – **Timmy Horne**
12 p.m. (CBS)
Washington – **Cornelius Lucas**
at Dallas
12 p.m. (FOX)
Seattle – **Tyler Lockett**
at Detroit – **AJ Parker**
12 p.m. (FOX)
Chicago – **Byron Pringle, Cody Whitehair**
at New York Giants
12 p.m. (FOX)
New York Jets – **D.J. Reed**
at Pittsburgh
12 p.m. (CBS)
New England
at Green Bay – **Kiondre Thomas**
3:25 p.m. (CBS)
Denver – **Dalton Risner**
at Las Vegas
3:25 p.m. (CBS)
Kansas City – **Elijah Lee**
at Tampa Bay
7:20 p.m. (NBC)

SUNDAY, OCTOBER 3

Los Angeles Rams – **Russ Yeast**
at San Francisco – **Jordan Willis**
7:15 p.m. (ESPN)



ON THIS DATE...

OCT 1

Record 7-10
Streak Lost 1
Last Time L, 16-17 at West Virginia
 2016 • Morgantown W.Va.

ALL-TIME GAMES ON OCTOBER 1

Year	h/a	Opponent	Score	W/L
1910	h	Haskell Institute.....	39-0	W
1915	h	Southwestern.....	9-0	W
1920	h	Fort Hays State.....	14-0	W
1921	h	College of Emporia.....	7-3	W
1927	a	Missouri.....	6-13	L
1932	a	Purdue.....	13-29	L
1938	a	Northwestern.....	0-21	L
1949	h	Colorado.....	27-13	W
1955	h	Nebraska.....	0-16	L
1960	a	Colorado.....	7-27	L
1966	a	Colorado.....	0-10	L
1977	h	#18 Mississippi State*.....	21-24	W
1983	h	#9 Oklahoma.....	10-29	L
1988	h	Louisiana Tech.....	28-31	L
2005	a	Oklahoma.....	21-43	L
2011	h	#15 Baylor.....	36-35	W
2016	a	West Virginia.....	16-17	L

* Game later forfeited



K-State 36, #15 Baylor 35
October 1, 2011
Bill Snyder Family Stadium

Robert Griffin III threw his first interception of the year at exactly the wrong moment.

Arthur Brown picked off Baylor's star quarterback in the closing minutes, setting up a 31-yard field goal by Anthony Cantele that sent unbeaten K-State to a 36-35 upset over the No. 15 Bears.

Collin Klein threw for 146 yards and two touchdowns and added 113 yards and another score for the Wildcats, who won their third straight Big 12 opener — this one in dramatic fashion.

Kansas State trailed 35-26 midway through the fourth quarter when Klein engineered a 13-play, 70-yard drive that he capped with a short touchdown plunge.

Still, Baylor took over needing only a couple first downs to wrap up its first 4-0 start since 1991. Instead, Griffin missed Brown sliding over across the middle and Kansas State's defensive captain hauled in the throw after a slight, heart-stopping bobble.

It was the first interception thrown by Griffin all season.

Cantele, who missed earlier in the game from 42 yards, hit the go-ahead field goal with 3:10 left to set off a raucous celebration at Bill Snyder Family Stadium.

OLD FACE, NEW PLACE

- Safety **Josh Hayes** is in his sixth year of college football and third school after transferring in the spring from Virginia.
- However, Hayes, a product of Lakeland, Florida, is reuniting with head coach **Chris Klieman** and defensive coordinator/safeties coach **Joe Klanderma**n in Manhattan after the trio were together at North Dakota State. Hayes played as a true freshman and sophomore in 2017 and 2018 under Klieman before he became the K-State head coach for the 2019 season.
- Hayes saw time in all 15 games in 2017, including his first-career start in NDSU's national championship win over James Madison.
- He went on to play 37 more games with 24 more starts for the Bison before transferring to Virginia for the 2021 season, playing in three games before utilizing his redshirt and transferring to K-State.
- Hayes has played in 58 career games, which ranks fourth in the nation among active players and tops among all Big 12 players.

SPECIAL TEAMS NOTES SCORING IN THE THIRD PHASE

- One of the main reasons the Wildcats have been a successful program the last three decades is a knack for momentum-swinging plays in the return game.
- Since 2005 (17-plus seasons), the Wildcats have a combined 60 kickoff- and punt-return touchdowns, 21 more than second-place Alabama (39) and 27 more than the next closest Big 12 team (Oklahoma State — 33).
- Of the 60 total returns, a nation-leading 31 are on kickoff returns. The next closest team is San Diego State with 19.
- With the Wildcats' two punt-return touchdowns to begin the 2022 season, K-State has now tallied a punt-return score in every season since 2014, as the nine-year stretch is the longest in school history.

KICK/PUNT RETURN TDs SINCE 2005

Rk.	School	PR/KOR TDs
1.	K-State	60
2.	Alabama	39
3.	Oklahoma State	33
	San Diego State	33
T5.	Oregon/TCU	31

BACK TO BACK

- **Desmond Purnell** returned a blocked punt for a touchdown against South Dakota, while **Phillip Brooks** returned one 76 yards for a score against Missouri.
- It was the first time the Wildcats had punt-return scores in consecutive games since 2008 against Texas Tech and Texas A&M, while it was the first time they had one in each of the first two games of a season since 1998 against Indiana State and Northern Illinois.

BROOKS BACK IN THE END ZONE

- **Phillip Brooks** recorded his fourth-career punt-return touchdown against Missouri, a 76-yarder en route to Big 12 Special Teams Player of the Week honors.
- He now leads the nation among active players in career punt-return score and punt-return average (17.7), while he is 10th in total punt-return yards (549).
- His four punt-return touchdowns rank second in school history and are tied for fourth in Big 12 history.

KNOWLES WITH A KNACK

- **Malik Knowles** is the latest Wildcat with a knack for kickoff returns as he was a 2021 Second Team All-American by Phil Steele and a 2022 Preseason All-American by multiple outlets.
- Knowles was the 2021 First Team All-Big 12 kick returner, marking the 15th time in the 26-year history of the Big 12 that K-State had a First Team All-Big 12 returner. The next closest team is former Big 12 member Colorado with four.
- Knowles is tied for fourth in school history in both career and single-season kickoff return touchdowns, thanks to scores last year in back-to-back weeks at Oklahoma State and against Oklahoma.
- Knowles, who also had a 100-yard return in 2019 at Mississippi State, is tied for second nationally among active players with three career kickoff-return scores.
- Knowles currently ranks fourth in school history in career kickoff-return average and touchdowns, while he is tied for second nationally among active players in touchdowns and ranks fourth in average.

ZENTNER'S BOOTS

- Punter **Ty Zentner** is taking advantage of a second senior season in 2022 as he returns after earning All-Big 12 status a year ago.
- A product of Topeka, Kansas, Zentner ranks second in school history with a 43.24-yard average. That average is held up by five career games with an average of at least 45.0, including a 54.2-yard average against Missouri, which ranked as the second-highest punting average game in school history (minimum 4 attempts).
- His contest against the Tigers featured a career-long punt of 66 yards.
- Zentner was also the Wildcats' primary kickoff man last year, totaling 36 touchbacks on his 67 kickoffs (53.7%), the most by a Wildcat since at least 2004.



SCHEDULE NOTES

SCHEDULE IS STREAKY

- K-State's 2022 schedule features four home games in the first five weeks of the season when the Wildcats host South Dakota (9/3), Missouri (9/10), Tulane (9/17) and Texas Tech (10/1).
- Following that stretch, the Wildcats will not return home for nearly a month as they have two road games sandwiched around a bye.
- A quick two-game homestand is followed by two-straight road games, while the Wildcats host Kansas in the regular-season finale.

ON THE ROAD AGAIN

- K-State was once again be on the road to begin Big 12 play as the Wildcats began their conference slate at Oklahoma.
- It was the 22nd time in the 27-year history of the Big 12 that K-State began conference play away from home.
- Interestingly, it was the fourth-straight season K-State started Big 12 action in the Sooner State. In 2019 and 2021, K-State was at OSU, while in 2020 and 2022 the Cats are at OU.

FAMILIAR FOE

- K-State welcomed in a familiar opponent on Sept. 10 when Missouri came to Manhattan. The Wildcats and Tigers were conference members for nearly 100 years beginning when K-State joined the Missouri Valley Conference in 1913.
- The Wildcats and Tigers played 94 times over a 96-year period from 1914 to 2011 before MU moved to the SEC.
- K-State and Missouri went from the Missouri Valley Conference to the Big 6 Conference in 1928. The Big 6 turned into the Big 7 in 1948 and the Big 8 in 1960 before the Big 12 was established in 1996.

COACHING STAFF NOTES

BY THE NUMBERS

- 1,176** – Combined Division I coaching wins
- 220** – Combined years of coaching experience
- 179** – Combined Division I all-conference players coached
- 114** – Combined postseason appearances
- 78** – Combined bowl game appearances
- 37** – Combined conference championships
- 36** – Combined years of coordinator experience

OLD EMPLOYER

- Five Wildcat coaches – **Chris Klieman**, **Van Malone**, **Brian Lepak**, **Steve Stanard** and **Buddy Wyatt** – have faced or will be facing their former employers this season.
- Of the five, Stanard will see two in non-conference action as he was the defensive coordinator at South Dakota in 1996 and Tulane from 2009 to 2011.
- The other four face their previous employers every season in Big 12 play. Klieman was a GA at Kansas (1997), Malone coached at Oklahoma State (2012-14), Lepak played at Oklahoma (2006-07) in addition to serving as a GA (2017-19), and Wyatt played at TCU (1986-89) before being a GA (1991), coaching at Oklahoma State (1996) and Kansas (2010-14).

PRIOR RELATIONSHIPS

- Several K-State coaches had prior working relationships before to their time in Manhattan. A core of the group was at North Dakota State under head coach **Chris Klieman**, as he worked with offensive line coach **Conor Riley** from 2013 to 2018 and defensive coordinator **Joe Klanderma** from 2014 to 2018.

- Additionally, then-defensive coordinator Klieman and line-backers coach **Steve Stanard** and were on the NDSU staff in 2012 and 2013.
- Other connections include: assistant head coach/cornerbacks **Van Malone** and defensive ends coach **Buddy Wyatt** working together at Texas A&M in 2008 and 2009 as well as SMU from 2015 to 2017. Klieman and running backs coach **Brian Anderson** were at Western Illinois together from 1994 to 1996.

ROSTER NOTES



OWNING THE STATE

- A total of 21 states are represented on the K-State roster, and none more so than the state of Kansas as 55 players hail from the Sunflower State. It is the fifth-straight year the Wildcats have had at least 50 Kansans on their roster.
- The next three highest totals come from Texas (16), Georgia (9) and Missouri (7). K-State has signed at least one player from Georgia every year since 2014, and it has totaled 22 Peach State signees over that period.

BROTHERLY LOVE

- The Wildcats have three sets of brothers on this year's team in **Drake** and **Dylan Bequeaith**, **Jax** and **Jet Dineen**, **Eli** and **Jake Huggins**, as well as **Seth** and **Shane Porter**.
- The Dineens hail from Lawrence and are crossing over into enemy lines as their two older brothers played linebacker at KU.
- The Porters are second generation Wildcats as their father, Mark, was a kicker for the Wildcats from 1985 to 1988.

ACADEMIC NOTES

THESE CATS ARE SMART

- Not only has Kansas State put in hard work on the field, but also in the classroom as the Wildcats have been one of the Big 12s best over the better part of a decade.
- Since 2014, K-State has accumulated a Big 12-leading 234 Academic All-Big 12 selections, which is 29 more than the next closest program (Oklahoma State).
- The Wildcats have produced at least 24 Academic All-Big 12 performers every year since 2014, including a school record 34 selections in 2021. That included 27 players that earned first-team honors, the second-straight season the Wildcats posted 27 on the first team.

ON A NATIONAL STAGE

- Kansas State has had four players named Campbell Trophy finalists since 2011, two of which are current NFL players.
- The first in the span was defensive back Tysyn Hartman in 2011, while Tyler Lockett – currently of the Seattle Seahawks – was a finalist in 2014. The Wildcats then had offensive linemen in back-to-back years named finalists in current Denver Broncos Dalton Risner in 2018 and Adam Holtorf in 2019.
- The Campbell Trophy, generally referred to as the "Academic Heisman," is awarded to the nation's top football scholar-athlete by the National Football Foundation.

2022 HONOR ROLL

K-STATE

- FWAA National Team of the Week (Oklahoma)

FELIX ANUDIKE-UZOMAH • JUNIOR • DEFENSIVE END

- Bronko Nagurski Trophy watch list
- Chuck Bednarik Award watch list
- Lombardi Award watch list
- Second Team Preseason All-American (Athlon, 247Sports)
- Third Team Preseason All-American (Phil Steele, PFF)
- Preseason All-Big 12 (media)

COOPER BEEBE • JUNIOR • OFFENSIVE LINE

- Outland Trophy watch list
- Lombardi Award watch list
- Second Team Preseason All-American (PFF)
- Fourth Team Preseason All-American (Athlon)
- Preseason All-Big 12 (media)

JULIUS BRENTS • SENIOR • CORNERBACK

- Jim Thorpe Award watch list
- Senior Bowl watch list
- Preseason All-Big 12 (media)

PHILLIP BROOKS • SENIOR • WIDE RECEIVER/RETURNER

- Big 12 Special Teams Player of the Week (Missouri)

DANIEL GREEN • SENIOR • LINEBACKER

- Senior Bowl watch list
- Preseason All-Big 12 (media)

WILL HOWARD • JUNIOR • QUARTERBACK

- AFCA Good Works Team Nominee
- Wuerffel Trophy watch list

MALIK KNOWLES • SENIOR • WIDE RECEIVER/KR

- Second Team Preseason All-American [KR] (Athlon, 247Sports)
- Third Team Preseason All-American [KR] (Phil Steele)
- Paul Hornung Award watch list
- Senior Bowl watch list
- Preseason All-Big 12 (media)

ADRIAN MARTINEZ • SENIOR • QUARTERBACK

- Big 12 Offensive Player of the Week (Oklahoma)
- Manning Award Star of the Week (Oklahoma)
- Davey O'Brien Award Great 8 (Oklahoma)
- Johnny Unitas Golden Arm Award watch list
- Senior Bowl watch list

RANDEN PLATTNER • SENIOR • LONG SNAPPER

- Patrick Mannelly Award watch list

KOBE SAVAGE • JUNIOR • SAFETY

- Big 12 Newcomer of the Week (Oklahoma)

DEUCE VAUGHN • JUNIOR • RUNNING BACK


- First Team Preseason All-American (Associated Press, Athlon, ESPN, Phil Steele, Pro Football Focus, Sports Illustrated, 247Sports)
- Maxwell Award watch list
- Walter Camp Player of the Year Award watch list
- Doak Walker Award watch list
- Earl Campbell Tyler Rose Award watch list
- Preseason All-Big 12 (media)

TY ZENTNER • SENIOR • PUNTER/KICKER

- Ray's 8 (Missouri)
- Ray Guy Award watch list



OPPONENT BREAKDOWN



JOEY MCGUIRE

Overall Record: 3-1
Overall Season: 1st
Record at TTU: 3-1
Season at TTU: 1st

TEXAS TECH STATISTICAL LEADERS

RUSHING						
	Att	Net	Avg	TD	Lg	YPG
Tahj Brooks	39	168	4.3	4	23	42.0
SaRodorick Thompson	38	168	4.4	1	24	42.0
Donovan Smith	49	73	1.5	3	27	18.3
PASSING						
	Cmp	Att	Int	Pct	Yds	TD YPG
Donovan Smith	109	166	5	65.7	1,116	9 279.0
RECEIVING						
	No	Yds	Avg	TD	Long	YPG
Myles Price	25	265	10.6	2	54	66.3
Jerand Bradley	16	198	12.4	2	39	49.5
Tahj Brooks	15	100	6.7	1	17	25.0
DEFENSE						
	Solo	Ast	Total	TFL-Yds	Sacks-Yds	INT-Yds
Tyree Wilson	17	10	27	6.0-25	3.0-17	0-0
Krishon Merriweather	18	8	26	0.5-3	0.5-3	0-0
Kosi Eldridge	12	7	19	2.0-19	1.0-15	0-0

2022 SCHEDULE

Date	Opponent	Time (CT) (TV)/Result
Sept. 3	Murray State	W, 63-10
Sept. 10	Houston	W, 33-30 (20T)
Sept. 17	at NC State	L, 14-27
Sept. 24	Texas*	W, 37-34 (OT)
Oct. 1	at K-State*	11 a.m. (Big 12 Now)
Oct. 8	at Oklahoma State*	2:30 p.m. (FOX or FS1)
Oct. 22	West Virginia*	TBA
Oct. 29	Baylor*	TBA
Nov. 5	at TCU*	TBA
Nov. 12	Kansas*	TBA
Nov. 19	at Iowa State*	TBA
Nov. 26	Oklahoma*	TBA

* Big 12 Conference Game

INSIDE THE SERIES

23RD MEETING

K-STATE LEADS, 13-9

Record at Home.....	7-2
Record at Texas Tech.....	6-7
Games Decided by 3 Points or Less.....	2-0
Games Decided by 7 Points or Less.....	7-1
Longest Winning Streak.....	6 (2016-21)
Longest Losing Streak.....	5 (2001, 04-05, 08-09)
Current Streak.....	Won 6
Last 10 Games.....	9-1
Most K-State Points Scored.....	55 (2012)
Most Texas Tech Points Scored.....	66 (2009)
Biggest Win.....	45-13 (2014)
Biggest Loss.....	14-66 (2009)

SERIES HISTORY

11/30/1933.....	L	0-6	A
11/9/1963.....	L	13-51	A
9/6/1986.....	L	7-41	A
8/31/1996.....	21- W	21-14	H
11/1/1997.....	13- W	13-2	A
10/21/2000.....	10- W	28-23	H
10/13/2001.....	24- L	19-38	A
10/30/2004.....	L	25-35	H
10/15/2005.....	-/13 L	20-59	A
10/4/2008.....	-/7 L	28-58	H
10/10/2009.....	-/ L	14-66	A
10/15/2011.....	17- W	41-34	A
10/27/2012.....	4/15 W	55-24	H
11/9/2013.....	-/25 W	49-26	A
10/4/2014.....	23- W	45-13	H
11/14/2015.....	-/ L	44-59	A
10/8/2016.....	-/ W	44-38	H
11/4/2017.....	-/ W	42-35 (OT)	A
11/17/2018.....	-/ W	21-6	H
11/23/2019.....	-/ W	30-27	A
10/3/2020.....	-/ W	31-21	H
10/23/2021.....	-/ W	25-24	A

100-YARD RUSHING GAMES (7)

157	John Hubert	11/9/2013
136	Alex Barnes	11/17/2018
128	Charles Jones	10/8/2016
113	Deuce Vaughn	10/3/2020
111	Josh Scobey	10/13/2001
110	Collin Klein [QB]	10/15/2011
105	Jake Waters [QB]	10/4/2014

300-YARD PASSING GAMES (1)

306	Skylar Thompson	10/23/2021
-----	-----------------	------------

100-YARD RECEIVING GAMES (5)

131	Kyle Klein	11/14/2015
128	Curry Sexton	10/4/2014
125	Tyler Lockett	10/4/2014
117	Dan Hughes	10/6/86
103	Dalton Schoen	11/4/2017

SERIES NOTES

- K-State leads the all-time series, 13-9, which includes a current six-game winning streak – the longest by either team in the series – and a 10-1 mark over the last 11 years.
- The Wildcats also hold a 13-6 advantage since the inception of the Big 12 in 1996. One of those games was the first-ever Big 12 game, as the Cats topped Tech, 21-14, on August 31, 1996.
- Last season in Lubbock, Texas Tech took a 24-10 lead into the locker room at halftime, but the Wildcats scored 15 unanswered points in the second half, which included a safety by Felix Anudike-Uzomah and a touchdown pass from Skylar Thompson to Deuce Vaughn with 6:09 remaining in the game to earn the win.
- The victory in Lubbock last season halted a three-game losing skid and jump started a four-game winning streak.
- The last time in Manhattan, Texas Tech held a 21-17 fourth-quarter lead until K-State scored the final 14 points of the game and shut down the Red Raiders over the final 11 minutes en route to a 31-21 victory.
- Both teams lost their starting quarterbacks early in the game, as K-State's Will Howard threw for 173 yards on 7-of-12 aim, which included the final touchdown of the game with 2:07 remaining – a 70-yard catch-and-run by Deuce Vaughn in the fourth quarter to give K-State a 10-point cushion.

NCAA TEAM RANKINGS



CATEGORY	KS	TT
Rushing Offense	7	109
Passing Offense	122	3
Total Offense	80	29
Scoring Offense	66	41
Rushing Defense	80	27
Passing Defense	19	77
Total Defense	46	38
Scoring Defense	20	71
3rd Down Offense	112	104
3rd Down Defense	10	33
Red Zone Offense	53	83
Red Zone Defense	86	64
Net Punting	16	47
Punt Returns	1	62
Kickoff Returns	22	38
Turnover Margin	13	106
Time of Possession	21	63
Penalty Yards	21	49

FBS rankings out of 130



2021 RECAP

K-STATE	0	10	9	6	-	25
TEXAS TECH	14	10	0	0	-	24

Oct. 23 | Jones AT&T Stadium | Lubbock, Texas | 11:03 a.m. | Att: 52,874



DEUCE VAUGHN

TEAM STATISTICS

	K-STATE	TTU
FIRST DOWNS	17	14
Rushing	6	7
Passing	10	5
Penalty	1	2
NET YARDS RUSHING	71	170
Rushing Attempts	29	37
Average Per Rush	2.4	4.6
Rushing Touchdowns	2	3
Yards Gained Rushing	92	194
Yards Lost Rushing	21	24
NET YARDS PASSING	306	148
Completions-Attempts-Int	24-30-0	10-19-1
Average Per Attempt	10.2	7.8
Average Per Completion	12.8	14.8
Passing Touchdowns	1	0
TOTAL OFFENSE YARDS	377	318
Total offense plays	59	56
Average Gain Per Play	6.4	5.7
Fumbles: Number-Lost	2-2	0-0
Penalties: Number-Yards	12-93	5-40
PUNTS-YARDS	3-167	2-82
Average Yards Per Punt	55.7	41.0
Net Yards Per Punt	40	31
Inside 20	1	0
50+ Yards	3	1
Touchbacks	1	1
Fair catch	0	1
KICKOFFS-YARDS	5-341	5-327
Average Yards Per Kickoff	68.2	65.4
Net Yards Per Kickoff	44	42
Touchbacks	4	2
Punt returns: Number-Yards-TD	0-0-0	1-27-0
Average Per Return	0.0	27.0
Kickoff returns: Number-Yds-TD	3-67-0	1-21-0
Average Per Return	22.3	21.0
Interceptions: Number-Yds-TD	1-10-0	0-0-0
Fumble Returns: Number-Yds-TD	0-0-0	1-9-0
Miscellaneous Yards	0	0
Possession Time	35:30	24:30
1st Quarter	10:43	4:17
2nd Quarter	6:56	8:04
3rd Quarter	11:04	3:56
4th Quarter	6:47	8:13
Third-Down Conversions	5 of 12	2 of 10
Fourth-Down Conversions	2 of 2	3 of 5
Red-Zone Scores-Chances	3-3	3-3
Touchdowns	2-3	2-3
Field goals	1-3	1-3
Sacks By: Number-Yards	3-16	2-14
PAT Kicks	2-2	3-3
Field Goals	1-1	1-1

Game Notes

• Quarterback **Skylar Thompson** made the 35th start of his career, which extended his school-best mark since 1990... Thompson threw for 306 yards – the third 300-yard game of his career – and a touchdown on 24-of-30 passing... During the game, he became the first player in school history to pass for 6,000 yards and rush for 1,000 yards in a career.

• **Skylar Thompson** completed 24-of-30 passes, good for an 80% completion percentage... It was the highest of his career, bettering a 76.9% mark he accomplished in 2017 against Iowa State and in 2019 against Bowling Green

• Sophomore running back **Deuce Vaughn** rushed 15 times for 51 yards and two touchdowns, while he caught a team-high seven passes for 68 yards and a score... It was the third time in his career he had at least one rushing and one receiving touchdown, the other two being last year against Texas Tech and Baylor... It was his third-career multi-rushing touchdown game.

• During the game, **Deuce Vaughn** became the third player in school history to his 2,000 career all-purpose yards prior to the end of his sophomore season, joining Tyler Lockett and Darren Sproles... However, Vaughn accomplished the feat in his 17th career game to be the quickest among the three (Lockett: 18 games; Sproles: 19).

• Sophomore defensive end **Felix Anudike-Uzomah** tallied a safety by tackling a Red Raider running back in the end zone in the third quarter... It was the Wildcats' first safety via a tackle in the end zone since Steven Cline did so against Missouri in 2005... It was the first safety overall by the Wildcats since blocking a punt out of the back of the end zone vs. Texas Tech in 2018.

BIG SECOND HALF LIFTS CATS AT TEXAS TECH

LUBBOCK, Texas – Kansas State used a fourth-quarter touchdown reception by running back Deuce Vaughn to take a 25-24 lead and recorded back-to-back sacks on Texas Tech quarterback Henry Colombi in the final 2 minutes to capture its first Big 12 Conference victory of the season in sizzling style before a stunned crowd at Jones AT&T Stadium.

K-State trailed 24-10 at halftime and appeared to be on the ropes after the Red Raiders took a commanding 14-0 lead less than 4 minutes into the game. But K-State fought back to claim its sixth straight win in the series with a statement performance that put to bed a frustrating start to its league season.

Skylar Thompson completed 24 of 30 passes for 306 yards and 1 touchdown, and his scoring toss came on a 22-yard pass to Vaughn that proved to be the game winner with 6 minutes, 9 seconds left, capping a dramatic comeback dampened by a season-high 12 penalties and a few long plays early by the Red Raiders.

The Wildcats, who had suffered through a mound of frustration caused by unforced errors against Oklahoma State, Oklahoma, and Iowa State, didn't play a perfect game, but they grabbed the momentum in the second half and shutout the Colombi and the Red Raiders in the fourth quarter when they most needed to make stops.

Colombi went 10 of 17 for 148 yards with 1 interception, and the Red Raiders, who entered the game leading the FBS with 17 plays from scrimmage longer than 40 yards, tried to knockout the Wildcats early with their big-play capabilities. They had rushes of 30 and 45 yards and passes of 40 and 48 yards in the first half.

However, the Wildcats wouldn't be stopped, clawed their way back, and took their first lead in 10 quarters in highlight style.

Thompson led the Wildcats 44 yards in eight plays before he unleashed arguably his prettiest pass of the game. Thompson carried out a play-action fake and lobbed a 22-yard pass to Vaughn, who made an over-the-shoulder catch about five steps in front of linebacker Riko Jeffers and ran the final five yards into the end zone with 6:09 to give the Wildcats a 25-24 lead of the game.

Although the Wildcats failed on their 2-point conversion, meaning Texas Tech could win the game with a field goal, the Red Raiders came up empty on their final two drives, both of which ended with unsuccessful fourth-down conversions.

Thompson, who became the first player in school history to reach 6,000 passing yards and 1,000 rushing yards in a career, was animated after the game.

K-State's comeback began in the third quarter, which hadn't been a kind quarter for the Wildcats. K-State had scored just 17 points in the third quarter this season — it managed 2 touchdowns and 1 field goal in six games — but that changed when Felix Anudike-Uzomah tackled running back SaRodorick Thompson in the end zone for a safety after a brilliant 63-yard punt by Ty Zentner that pinned the Red Raiders deep. It marked the first time since 2005 that K-State recorded a safety by a tackle.

SCORING SUMMARY

Team	Qtr/Time	Scoring Play	Conversion	Plays-Yds-TOP	Score
TT	1st/14:30	Ezukanma 45 yd run	Garibay kick	2-75-0:30	0-7
TT	1st/11:31	Thompson 1 yd run	Garibay kick	6-23-2:34	0-14
KS	2nd/13:55	Vaughn 1 yd run	Winkel kick	14-78-10:04	7-14
TT	2nd/9:20	Thompson 4 yd run	Garibay kick	10-75-4:35	7-21
KS	2nd/2:40	Winkel 24 yd field goal		6-29-2:50	10-21
TT	2nd/0:00	Garibay 27 yd field goal		10-66-2:40	10-24
KS	3rd/12:40	Anudike-Uzomah safety			12-24
KS	3rd/9:08	Vaughn 2 yd run	Winkel kick	6-69-3:25	19-24
KS	4th/6:09	Vaughn 22 yd pass from Thompson	Thompson pass failed	9-66-5:34	25-24

STATISTICAL LEADERS

► Kansas State

Rushing	Att	Yds	TD	Lg	Avg
Vaughn	15	52	2	12	3.5
Knowles	2	16	0	12	8.0
Ervin	4	9	0	9	2.2

Passing	C-A-I	Yds	TD	Lg	Sack
Thompson 24-30-0	306	1	32	2	

Receiving	Rec	Yds	TD	Lg
Vaughn	7	68	1	26
Brooks	5	47	0	14
Weber	3	49	0	19
Warner	2	35	0	26
Imatorbhehe	1	32	0	32
Howell	1	30	0	30
Taylor	1	14	0	14
Dineen	1	9	0	9
Knowles	1	8	0	8
Lenners	1	7	0	7

► Texas Tech

Rushing	Att	Yds	TD	Lg	Avg
Thompson	11	47	2	28	4.3
Ezukanma	2	45	1	45	22.5
Brooks	4	33	0	23	8.2
Geiger	1	30	0	30	30.0
Smith	5	15	0	6	3.0
White	3	9	0	4	3.0
Price	4	2	0	4	1.0

Passing	C-A-I	Yds	TD	Lg	Sack
Colombi	10-17-1	148	0	48	3

Receiving	Rec	Yds	TD	Lg
Price	4	64	0	40
Geirger	2	0	0	3
Koontz	1	48	0	48
Thompson	1	21	0	21
White	1	12	0	12
Ezukanma	1	3	0	3



CAREER STATISTICS VS. TEXAS TECH

FELIX ANUDIKE-UZOMAH – DEFENSE

Year	G/S	UA-AT-TT	TFL-Yds	Sack	INT	PD	F/R
2021	1/1	3-2-5	2.0-11	1.0-8	0	0	0/0
TOTAL	2/1	3-2-5	2.0-11	1.0-8	0	0	0/0

CAREER HIGHS – Tackles: 5 (2021); Solos: 3 (2021); TFL: 2.0 (2021); Sacks: 1.0 (2021).

JACK BLUMER – PUNTING

Year	G	No.	Yds	Avg.	Long	In 20
2020	1	2	80	40.0	43	0
TOTAL	2	2	80	40.0	43	0

HIGHS - Punts: 2 (2020); Average: 40.0 (2020); Long: 43 (2020).

EKOW BOYE-DOE – DEFENSE

Year	G/S	UA-AT-TT	TFL-Yds	Sack	INT	PD	F/R
2020	1/1	4-1-5	1.0-3	0.0-0	0	2	0/0
TOTAL	3/2	4-1-5	1.0-3	0.0-0	0	2	0/0

CAREER HIGHS – Tackles: 5 (2020); Solos: 4 (2020); TFL: 1.0 (2020); PD: 2 (2020).

JULIUS BRENTS – DEFENSE

Year	G/S	UA-AT-TT	TFL-Yds	Sack	INT	PD	F/R
2021	1/1	1-0-1	0.0-0	0.0-0	0	0	0/0
TOTAL	1/1	1-0-1	0.0-0	0.0-0	0	0	0/0

CAREER HIGHS – Tackles: 1 (2021); Solos: 1 (2021).

PHILLIP BROOKS – RECEIVING

Year	G/S	Rec	Yds	Avg.	TD	Long
2019	1/0	2	20	10.0	1	14
2020	1/1	2	16	8.0	0	9
2021	1/1	5	47	9.4	0	15
TOTAL	4/2	9	83	9.2	1	15

CAREER-HIGHS – Catches: 5 (2021); Yards: 47 (2021); TD: 1 (2019); Long Catch: 15 (2021).

PHILLIP BROOKS – KICKOFF RETURNS

Year	G	Ret	Yds	Avg.	TD	Long
2018	1	2	44	22.0	0	33
2019	1	1	26	26.0	0	26
TOTAL	4	3	70	23.3	0	33

CAREER-HIGHS – Returns: 2 (2018); Yards: 44 (2018); Long Return: 33 (2018).

PHILLIP BROOKS – PUNT RETURNS

Year	G	Ret	Yds	Avg.	TD	Long
2018	1	1	6	6.0	0	6
TOTAL	4	1	6	6.0	0	6

CAREER-HIGHS – Returns: 1 (2018); Yards: 6 (2018); Long Return: 6 (2018).

JAX DINEEN – RECEIVING

Year	G/S	Rec	Yds	Avg.	TD	Long
2019	1/0	1	10	10.0	0	10
2021	1/1	1	9	9.0	0	9
TOTAL	2/1	2	19	9.5	0	10

CAREER-HIGHS – Catches: 1 (twice); Yards: 10 (2019); Long Catch: 10 (2019).

KHALID DUKE – DEFENSE

Year	G/S	UA-AT-TT	TFL-Yds	Sack	INT	PD	F/R
2019	1/0	0-1-1	0.0-0	0.0-0	0	0	0/0
2020	1/1	4-0-4	0.0-0	0.0-0	0	0	0/0
TOTAL	2/1	4-1-5	0.0-0	0.0-0	0	0	0/0

CAREER HIGHS – Tackles: 4 (2020); Solos: 4 (2020).

DANIEL GREEN – DEFENSE

Year	G/S	UA-AT-TT	TFL-Yds	Sack	INT	PD	F/R
2019	1/0	1-2-3	0.0-0	0.0-0	0	0	0/0
2020	1/0	1-0-1	0.0-0	0.0-0	0	0	0/0
2021	1/1	3-3-6	0.0-0	0.0-0	0	0	0/0
TOTAL	3/1	5-5-10	0.0-0	0.0-0	0	0	0/0

CAREER HIGHS – Tackles: 6 (2021); Solos: 3 (2021).

ROBERT HENTZ II – DEFENSE

Year	G/S	UA-AT-TT	TFL-Yds	Sack	INT	PD	F/R
2020	1/0	1-1-2	0.0-0	0.0-0	0	0	0/0
TOTAL	2/0	1-1-2	0.0-0	0.0-0	0	0	0/0

CAREER HIGHS – Tackles: 2 (2020); Solos: 1 (twice).

WILL HOWARD – PASSING

Year	G/S	Cpl	Att	Int	Pct.	Yds.	TD	Lg	Effic.
2020	1/0	7	12	0	58.3	173	1	70	206.9
TOTAL	1/0	7	12	0	58.3	173	1	70	206.9

CAREER-HIGHS – Comp: 7 (2020); Att: 12 (2020); Yards: 173 (2020); TD: 1 (2020); Long Pass: 70 (2020).

WILL HOWARD – RUSHING

Year	G/S	Rush	Yds	Avg.	TD	Long
2020	1/0	5	8	1.6	0	3
TOTAL	1/0	5	8	1.6	0	3

CAREER-HIGHS – Rushes: 5 (2020); Yards: 8 (2020); Long Rush: 3 (2020).

ELI HUGGINS – DEFENSE

Year	G/S	UA-AT-TT	TFL-Yds	Sack	INT	PD	F/R
2020	1/0	1-0-1	1.0-1	0.0-0	0	0	0/0
TOTAL	2/1	1-0-1	1.0-0	0.0-0	0	0	0/0

CAREER HIGHS – Tackles: 1 (2020); Solos: 1 (twice); TFL: 1.0 (2020).

MALIK KNOWLES – RECEIVING

Year	G/S	Rec	Yds	Avg.	TD	Long
2018	1/1	5	56	11.2	1	18
2020	1/1	1	7	7.0	0	7
2021	1/1	1	8	8.0	0	8
TOTAL	4/4	7	71	10.1	1	18

CAREER-HIGHS – Catches: 5 (2018); Yards: 56 (2018); TD: 1 (2018); Long Catch: 18 (2018).

MALIK KNOWLES – RUSHING

Year	G/S	Rush	Yds	Avg.	TD	Long
2019	1/1	3	44	14.7	0	23
2021	1/1	2	16	8.0	0	12
TOTAL	4/4	5	60	12.0	0	23

CAREER-HIGHS – Rushes: 3 (2019); Yards: 44 (2019); Long Rush: 23 (2019).

MALIK KNOWLES – KICKOFF RETURNS

Year	G	Ret	Yds	Avg.	TD	Long
2019	1	2	35	17.5	0	18
2021	1	3	67	22.3	0	26
TOTAL	4	5	102	20.4	0	26

CAREER-HIGHS – Returns: 3 (2021); Yards: 67 (2021); Long Return: 26 (2021).

NATE MATLACK – DEFENSE

Year	G/S	UA-AT-TT	TFL-Yds	Sack	INT	PD	F/R
2021	1/0	2-1-3	1.0-6	1.0-6	0	0	0/0
TOTAL	1/0	2-1-3	1.0-6	1.0-6	0	0	0/0

CAREER HIGHS – Tackles: 3 (2021); Solos: 2 (2021); TFL: 1.0 (2021); Sacks: 1.0 (2021).

AUSTIN MOORE – DEFENSE

Year	G/S	UA-AT-TT	TFL-Yds	Sack	INT	PD	F/R
2021	1/0	1-0-1	0.0-0	0.0-0	0	0	0/0
TOTAL	2/0	1-0-1	0.0-0	0.0-0	0	0	0/0

CAREER HIGHS – Tackles: 1 (2021); Solos: 1 (2021).

JAYLEN PICKLE – DEFENSE

Year	G/S	UA-AT-TT	TFL-Yds	Sack	INT	PD	F/R
2020	1/1	0-0-0	0.0-0	0.0-0	0	2	0/0
2021	1/0	3-1-4	0.0-0	0.0-0	0	0	0/0
TOTAL	2/0	3-1-4	0.0-0	0.0-0	0	2	0/0

CAREER HIGHS – Tackles: 4 (2021); Solos: 3 (2021); PD: 2 (2020).

SETH PORTER – PUNT RETURNS

Year	G	Ret	Yds	Avg.	TD	Long
2020	1	1*	18	18.0	0	0
TOTAL	3	1	18	18.0	0	0

CAREER-HIGHS – Returns: 1 (2020); Yards: 18 (2021); * Blocked Punt

TJ SMITH – DEFENSE

Year	G/S	UA-AT-TT	TFL-Yds	Sack	INT	PD	F/R
2020	1/0	3-1-4	0.0-0	0.0-0	0	0	0/0
2021	1/1	0-1-1	0.0-0	0.0-0	0	0	0/0
TOTAL	2/1	3-2-5	0.0-0	0.0-0	0	0	0/0

CAREER HIGHS – Tackles: 4 (2020); Solos: 3 (2020).

DEUCE VAUGHN – RUSHING

Year	G/S	Rush	Yds	Avg.	TD	Long
2020	1/1	16	113	7.1	1	22
2021	1/1	15	52	3.5	2	12
TOTAL	2/2	31	165	5.3	3	22

CAREER-HIGHS – Rushes: 16 (2020); Yards: 113 (2020); TD: 2 (2021); Long Rush: 22 (2020).

DEUCE VAUGHN – RECEIVING

Year	G/S	Rec	Yds	Avg.	TD	Long
2020	1/1	3	81	27.0	1	70
2021	1/1	7	68	9.7	1	26
TOTAL	2/2	10	149	14.9	2	70

CAREER-HIGHS – Catches: 7 (2021); Yards: 81 (2020); TD: 1 (twice); Long Catch: 70 (2020).

KADE WARNER – RECEIVING

Year	G/S	Rec	Yds	Avg.	TD	Long
2021	1/0	2	35	17.5	0	26
TOTAL	1/0	2	35	17.5	0	26

CAREER-HIGHS – Catches: 2 (2021); Yards: 35 (2021); Long Catch: 26 (2021).

SAMMY WHEELER – RECEIVING

Year	G/S	Rec	Yds	Avg.	TD	Long
2021	1/0	1	7	7.0	0	7
TOTAL	2/0	1	7	7.0	0	7

CAREER-HIGHS – Catches: 1 (2021); Yards: 7 (2021); Long Catch: 7 (2021).

TY ZENTNER – PUNTING

Year	G	No.	Yds	Avg.	Long	In 20
2020	1	2	70	35.0	37	0
2021	1	3	167	55.7	63	1
TOTAL	2	5	237	47.4	63	1

HIGHS - Punts: 3 (2021); Average: 55.7 (2021); Long: 63 (2021).



BIG 12 STANDINGS

	Overall	Big 12
Kansas.....	4-0	1-0
Kansas State	3-1	1-0
Baylor.....	3-1	1-0
Texas Tech.....	3-1	1-0
Oklahoma State	3-0	0-0
TCU	3-0	0-0
Iowa State.....	3-1	0-1
Oklahoma	3-1	0-1
Texas	2-2	0-1
West Virginia	2-2	0-1

THIS WEEK IN THE BIG 12

SATURDAY, OCTOBER 1

Texas Tech at K-State, 11 a.m. (Big 12 Now on ESPN+)

Oklahoma at TCU, 11 a.m. (ABC)

Iowa State at Kansas, 2:30 p.m. (ESPN2)

Oklahoma State at Baylor, 2:30 p.m. (FOX)

West Virginia at Texas, 6:30 p.m. (FS1)

LAST WEEK IN THE BIG 12

THURSDAY, SEPTEMBER 22

West Virginia 33, Virginia Tech 10

SATURDAY, SEPTEMBER 24

Baylor 31, Iowa State 24

Kansas 35, Duke 27

TCU 42, SMU 34

Texas Tech 37, Texas 34 (OT)

K-State 41, Oklahoma 34

NEXT WEEK IN THE BIG 12

SATURDAY, OCTOBER 8

Oklahoma vs. Texas, 11 a.m. (ABC)

Cotton Bowl; Dallas, Texas

TCU at Kansas, 11 a.m. (FS1)

Texas Tech at Oklahoma State, 2:30 p.m. (FOX or FS1)

K-State at Iowa State, 6:30 p.m. (ESPN2)



SOUTH DAKOTA

1-3, 0-1 MVFC

Date	Opponent	Time (TV)/Result
Sept. 3	at K-State	L, 0-34
Sept. 10	at Montana	L, 7-24
Sept. 17	Cal Poly	W, 38-21
Sept. 24	North Dakota State*	L, 17-34
Oct. 8	at South Dakota State*	2 p.m. (ESPN+)
Oct. 15	at Illinois State*	2 p.m. (ESPN+)
Oct. 22	Southern Illinois	2 p.m. (ESPN+)
Oct. 29	at Youngstown State*	1 p.m. (KELOXTRA)
Nov. 5	Missouri State*	1 p.m. (ESPN+)
Nov. 12	at North Dakota*	12 p.m. (ESPN+)
Nov. 19	Northern Iowa*	1 p.m. (ESPN+)

* Missouri Valley Football Conference Game



MISSOURI

2-2, 0-1 SEC

Date	Opponent	Time (TV)/Result
(TH) Sept. 1	Louisiana Tech	W, 52-24
Sept. 10	at K-State	L, 12-40
Sept. 17	Abilene Christian	W, 34-17
Sept. 24	at Auburn*	L, 14-17 (ot)
Oct. 1	Georgia*	6:30 p.m. (SEC Network)
Oct. 8	at Florida*	12 p.m. (ESPN2)
Oct. 22	Vanderbilt*	TBA
Oct. 29	at South Carolina*	TBA
Nov. 5	Kentucky*	TBA
Nov. 12	at Tennessee*	TBA
Nov. 19	New Mexico State	TBA
(F) Nov. 25	Arkansas	2:30 p.m. (CBS)

* Southeastern Conference Game



TULANE

3-1, 0-0 AAC

Date	Opponent	Time (TV)/Result
Sept. 3	UMass	W, 42-10
Sept. 10	Alcorn State	W, 52-0
Sept. 17	at K-State	W, 17-10
Sept. 24	Southern Miss	L, 24-27
(F) Sept. 30	at Houston*	6 p.m. (ESPN)
Oct. 8	East Carolina*	2:30 p.m. (ESPN2)
Nov. 15	at South Florida*	TBA
Nov. 22	Memphis*	TBA
Nov. 5	at Tulsa*	TBA
Nov. 12	UCF*	TBA
(TH) Nov. 17	SMU*	TBA (ESPN)
Nov. 26	at Cincinnati	TBA

* American Athletic Conference Game



OKLAHOMA

3-1, 0-1 Big 12

Date	Opponent	Time (TV)/Result
Sept. 3	UTEP	W, 45-13
Sept. 10	Kent State	W, 33-3
Sept. 17	at Nebraska	W, 49-14
Sept. 24	K-State*	L, 34-41
Oct. 1	at TCU*	11 a.m. (ABC)
Oct. 8	vs. Texas* (Dallas, Texas)	11 a.m. (ABC)
Oct. 15	Kansas*	TBA
Oct. 29	at Iowa State*	TBA (FOX or FS1)
Nov. 5	Baylor*	TBA
Nov. 12	at West Virginia*	TBA
Nov. 19	Oklahoma State*	TBA
Nov. 26	at Texas Tech*	TBA

* Big 12 Conference Game



TEXAS TECH

3-1, 1-0 Big 12

Date	Opponent	Time (TV)/Result
Sept. 3	Murray State	W, 63-10
Sept. 10	Houston	W, 33-30 (2OT)
Sept. 17	at NC State	L, 14-27
Sept. 24	Texas*	W, 37-34 (ot)
Oct. 1	at K-State*	11 a.m. (Big 12 Now)
Oct. 8	at Oklahoma State*	2:30 p.m. (FOX or FS1)
Oct. 22	West Virginia*	TBA
Oct. 29	Baylor*	TBA
Nov. 5	at TCU*	TBA
Nov. 12	Kansas*	TBA
Nov. 19	at Iowa State	TBA
Nov. 26	Oklahoma*	TBA

* Big 12 Conference Game



IOWA STATE

3-1, 0-1 Big 12

Date	Opponent	Time (TV)/Result
Sept. 3	SE Missouri State	W, 42-10
Sept. 10	at Iowa	W, 10-7
Sept. 17	Ohio	W, 43-10
Sept. 24	Baylor*	L, 24-31
Oct. 1	at Kansas*	2:30 p.m. (ESPN2)
Oct. 8	K-State*	6:30 p.m. (ESPN2)
Oct. 15	at Texas*	TBA
Oct. 29	Oklahoma*	TBA (FOX or FS1)
Nov. 5	West Virginia*	TBA
Nov. 12	at Oklahoma State*	TBA
Nov. 19	Texas Tech*	TBA
Nov. 26	at TCU*	TBA

* Big 12 Conference Game



TCU

3-0, 0-0 Big 12

Date	Opponent	Time (TV)/Result
(F) Sept. 2	at Colorado	W, 38-13
Sept. 10	Tarleton State	W, 59-17
Sept. 24	at SMU	W, 42-34
Oct. 1	Oklahoma*	11 a.m. (ABC)
Oct. 8	at Kansas*	11 a.m. (FS1)
Oct. 15	Oklahoma State*	TBA
Oct. 22	K-State*	TBA
Oct. 29	at West Virginia*	TBA
Nov. 5	Texas Tech*	TBA
Nov. 12	at Texas*	TBA
Nov. 19	at Baylor*	TBA
Nov. 26	Iowa State*	TBA

* Big 12 Conference Game



OKLAHOMA STATE

3-0, 0-0 Big 12

Date	Opponent	Time (TV)/Result
(TH) Sept. 1	Central Michigan*	W, 58-44
Sept. 10	Arizona State	W, 34-17
Sept. 17	Arkansas-Pine Bluff	W, 63-7
Oct. 1	at Baylor*	2:30 p.m. (FOX)
Oct. 8	Texas Tech*	2:30 p.m. (FOX or FS1)
Oct. 15	at TCU*	TBA
Oct. 22	Texas*	TBA
Oct. 29	at K-State*	TBA
Nov. 5	at Kansas*	TBA
Nov. 12	Iowa State*	TBA
Nov. 19	at Oklahoma*	TBA
Nov. 26	West Virginia*	TBA

* Big 12 Conference Game



TEXAS

2-2, 0-1 Big 12

Date	Opponent	Time (TV)/Result
Sept. 3	Louisiana-Monroe	W, 52-10
Sept. 10	Alabama	L, 19-20
Sept. 17	UTSA	W, 41-20
Sept. 24	at Texas Tech*	L, 34-37 (ot)
Oct. 1	West Virginia*	6:30 p.m. (FS1)
Oct. 8	vs. Oklahoma* (Dallas, Texas)	11 a.m. (ABC)
Oct. 15	Iowa State*	TBA
Oct. 22	at Oklahoma State*	TBA
Nov. 5	at K-State*	TBA
Nov. 12	TCU*	TBA
Nov. 19	at Kansas*	TBA
(F) Nov. 25	Baylor*	TBA (ABC or ESPN)

* Big 12 Conference Game



BAYLOR

3-1, 1-0 Big 12

Date	Opponent	Time (TV)/Result
Sept. 3	Albany	W, 69-10
Sept. 10	at BYU	L, 20-26 (2OT)
Sept. 17	Texas State	W, 42-7
Sept. 24	at Iowa State*	W, 31-24
Oct. 1	Oklahoma State*	2:30 p.m. (FOX)
(TH) Oct. 13	at West Virginia*	6 p.m. (FS1)
Oct. 22	Kansas*	TBA
Oct. 29	at Texas Tech*	TBA
Nov. 5	at Oklahoma*	TBA
Nov. 12	K-State*	TBA
Nov. 19	TCU*	TBA
(F) Nov. 25	at Texas*	TBA (ESPN or ABC)

* Big 12 Conference Game



WEST VIRGINIA

2-2, 0-1 Big 12

Date	Opponent	Time (TV)/Result
(TH) Sept. 1	at Pittsburgh	L, 31-38
Sept. 10	Kansas*	L, 42-55 (OT)
Sept. 17	Towson	W, 65-7
(TH) Sept. 22	at Virginia Tech	W, 33-10
Oct. 1	at Texas*	6:30 p.m. (FS1)
(TH) Oct. 13	Baylor*	6 p.m. (FS1)
Oct. 22	at Texas Tech*	TBA
Oct. 29	TCU*	TBA
Nov. 5	at Iowa State*	TBA
Nov. 12	Oklahoma*	TBA
Nov. 19	K-State*	TBA
Nov. 26	at Oklahoma State*	TBA (ESPN)

* Big 12 Conference Game



KANSAS

4-0, 1-0 Big 12

Date	Opponent	Time (TV)/Result
(F) Sept. 2	Tennessee Tech	W, 56-10
Sept. 10	at West Virginia*	W, 55-42 (OT)
Sept. 17	at Houston	W, 48-30
Sept. 24	Duke	W, 42-34
Oct. 1	Iowa State*	2:30 p.m. (ESPN2)
Oct. 8	TCU*	11 a.m. (FS1)
Oct. 15	at Oklahoma*	TBA
Oct. 22	at Baylor*	TBA
Nov. 5	Oklahoma State*	TBA
Nov. 12	at Texas Tech*	TBA
Nov. 19	Texas*	TBA
Nov. 26	at K-State*	TBA

* Big 12 Conference Game



CHRIS KLIEMAN

Head Coach • Fourth Year at K-State
29th Year in Coaching • 10th Year as a Head Coach
Northern Iowa '90, '92

• A proven winner with a championship history, Klieman was named the 35th head football coach in K-State history on December 10, 2018.

• In three seasons he has compiled 20 wins, which are the most in school history by a head coach in their first three years. In addition to the 20 overall wins, Klieman has led the Wildcats to back-to-back victories over Oklahoma — ranked No. 5 2019 and No. 3 in 2020 — kept the Governor's Cup trophy in Manhattan with three wins over in-state rival KU and has collected 13 Big 12 Conference wins.

• Thanks to his 23 wins in Manhattan, Klieman holds a career head coaching record of 95-30 as his 76.0% winning percentage ranks fourth among current FBS coaches that have led programs for at least nine seasons, trailing only Clemson's Dabo Swinney (81.1%), Alabama's Nick Saban (80.2%) and James Madison's Curt Cignetti (76.9%).

• One of the latest in the line of victories was a 42-20 win over LSU in the TaxAct Texas Bowl at the end of the 2021 season, as he is the only coach in school history to send two teams to a bowl game in his first three seasons.

• The 2021 season started with three straight non-conference wins over Stanford, Southern Illinois and Nevada and a top-25 national ranking. Following three Big 12-opening losses to teams that were ranked in the top 10 at some point in 2021, the Wildcats reeled off four-straight Big 12 wins, which included a come-from-behind road triumph at Texas Tech, home victories over TCU and West Virginia, and the program's 13th-straight win over in-state rival KU.

• Under Klieman's watch, running back **Deuce Vaughn** became the 11th Consensus All-American in school history as the sophomore was one of three players in the nation to top 1,000 rushing yards and 400 receiving yards on the year, while he ranked in the top 25 nationally in nine different offensive categories. Vaughn was one of 16 Wildcats that earned All-Big 12 honors from the league's coaches, which included four first-team members in defensive end **Felix Anudike-Uzomah**, offensive lineman **Cooper Beebe**, kick returner **Malik Knowles** and defensive back **Russ Yeast**.

• Much like his first two years in Manhattan, Klieman's emphasis of "how you do one thing is how you do everything" translated to the classroom as a school-record 34 players received Academic All-Big 12 honors. Vaughn and wide receiver **Landry Weber** each picked up CoSIDA Academic All-District accolades, while Weber was also a semifinalist for the William V. Campbell Trophy.

• In Klieman's first year at the helm of the K-State program in 2019, the Wildcats managed to win eight games, finish in a tie for third in the Big 12 after being picked ninth in the preseason, knocked off No. 5 Oklahoma at home for the first time since 1996, won at Mississippi State — the Wildcats' first win in 11 tries inside an SEC stadium — kept the Governor's Cup in Manhattan following their 11th-straight win over rival Kansas and quickly got back to bowl eligibility after missing out the year prior. The eight wins by Klieman were the most in school history by a first-year coach and also ranked second nationally among first-year Power 5 head coaches in 2019, trailing only Ohio State's Ryan Day.

• A total of 15 Wildcats earned All-Big 12 recognition in 2019, led by Special Teams Player of the Year Joshua Youngblood, who became the first true freshman in Big 12 history to be named Big 12 player of the year on offense, defense or special teams. His three kick returns for touchdowns led the nation in 2019 and sparked key Big 12 wins over Texas Tech and No. 23 Iowa State.

• The Wildcats placed a school-record 32 players on the Academic All-Big 12 teams, including a league-record 26 first-team members. Headlining the list was Adam Holtorf, who was the Big 12 Scholar Athlete of the Year, a First Team Academic All-American and finalist for the Campbell Trophy.

• K-State jumped out of the gate in Big 12 play in 2020 by winning its first four games, the first time the Wildcats went 4-0 to start conference play in six years and just the sixth time in the 25-year history of the Big 12. One of those victories was at No. 3 Oklahoma, the first road win over a top-five team in school history. The Wildcats were the first team to win two-straight games against the Sooners since 2013 and 2014.

• However, battling through the COVID-19 pandemic and losing senior starting quarterback Skylar Thompson for the season during the third game of the year, the Wildcats finished at 4-6. K-State was one of just two teams in the nation (Georgia Tech) to start true freshmen at both quarterback and running back in at least seven games in 2020.

• Prior to arriving at K-State, Klieman capped his five-year stint as head coach at North Dakota State by winning his fourth national championship in 2018. He tied Jim Tressel (Youngstown State) for the most FCS National Championships as a head coach, while he was a part of seven national championships at NDSU, which was the most in FCS history at the time of his departure.

• Klieman guided the 2018 Bison to a perfect 15-0 record, just the fifth team in FCS history to go undefeated and untied on the way to a national championship. North Dakota State also claimed that feat in 2013 when Klieman as the defensive coordinator.

• A native of Waterloo, Iowa, Klieman is first in NDSU history in winning percentage (.920) and third in victories (69).

• The Bison won the Missouri Valley Football Conference each of his five years as head coach and put together a collective 36-4 (90.0 percent) record against conference foes during that time. He was named the Bruce Craddock MVFC Coach of the Year in 2017, while he was the 2014 Rawlings Football/American Football Monthly FCS Coach of the Year and the 2018 AFCA Region 4 FCS Coach of the Year.

• Klieman was a three-time All-Gateway Conference defensive back at Northern Iowa and four-year letterwinner from 1986 to 1990. He graduated from UNI in 1990 with a bachelor's degree in health education and a master's degree in physical education in 1992.

• Klieman and his wife, **Rhonda**, are parents of two sons, **Devin** and **Colby**, and one daughter, **Haley**. Devin is a graduate assistant for the Wildcats, Haley is a student secretary for K-State Football, and Colby is a freshman defensive back at Kansas Wesleyan.

THE KLIEMAN FILE

Hometown:	Waterloo, Iowa
High School:	Columbus Catholic
Spouse:	Rhonda
Children:	Devin, Haley, Colby

EDUCATION

Bachelor's Degree in Health Education (Northern Iowa, 1990)
Master's Degree in Physical Education (Northern Iowa, 1992)

PLAYING EXPERIENCE

Northern Iowa, Defensive Back (1986-90)

COACHING EXPERIENCE

Year	Position	School
1991-92	Graduate Assistant	Northern Iowa
1993	Defensive Backs	Northern Iowa
1994-96	Defensive Backs	Western Illinois
1997	Graduate Assistant	Kansas
1999	Defensive Backs	Missouri State
2002-04	Defensive Coordinator	Loras College
2005	Head Coach	Loras College
2006-07	Defensive Backs	Northern Iowa
2008	Co-Defensive Coordinator/DB	Northern Iowa
2009-10	Defensive Coordinator/DB	Northern Iowa
2011	Defensive Backs	North Dakota State
2012-13	Defensive Coordinator/DB	North Dakota State
2014-18	Head Coach	North Dakota State
2019-22	Head Coach	Kansas State

RECORD VS. D1 OPPONENTS

Opponent	W	L	PCT
Arkansas State	0	1	.000
Baylor	0	3	.000
Bowling Green	1	0	1.000
Cal Poly	1	0	1.000
Charleston Southern	1	0	1.000
Coastal Carolina	1	0	1.000
Colgate	1	0	1.000
Delaware	1	0	1.000
Eastern Washington	3	0	1.000
Illinois State	4	0	1.000
Incarnate Word	1	0	1.000
Indiana State	4	0	1.000
Iowa	1	0	1.000
Iowa State	2	2	.500
Jacksonville State	1	0	1.000
James Madison	1	1	.500
Kansas	3	0	1.000
LSU	1	0	1.000
Mississippi State	1	0	1.000
Mississippi Valley State	1	0	1.000
Missouri	1	0	1.000
Missouri State	5	0	1.000
Montana	2	0	1.000
Montana State	1	1	.500
Navy	0	1	.000
Nevada	1	0	1.000
Nicholls	1	0	1.000
North Alabama	1	0	1.000
North Dakota	1	0	1.000
Northern Iowa	5	1	.833
Oklahoma	3	1	.750
Oklahoma State	0	3	.000
Richmond	1	0	1.000
Robert Morris	1	0	1.000
Sam Houston State	2	0	1.000
San Diego	2	0	1.000
South Dakota	5	1	.833
South Dakota State	6	2	.750
Southern Illinois	4	0	1.000
Stanford	1	0	1.000
TCU	3	0	1.000
Texas	0	3	.000
Texas Tech	3	0	1.000
Tulane	0	1	.000
Weber State	2	0	1.000
West Virginia	1	2	.333
Western Illinois	5	0	1.000
Wofford	1	0	1.000
Youngstown State	5	0	1.000

KLIEMAN'S YEAR-BY-YEAR RECORD

Year	School	Overall	Home	Away	Neutral	Conf.	Finish	Postseason
2005	Loras College	3-7	2-3	1-4	0-0	2-6	7th	None
2014	North Dakota State	15-1	9-0	5-1	1-0	7-1	t1st	FCS Champions
2015	North Dakota State	13-2	8-1	4-1	1-0	7-1	t1st	FCS Champions
2016	North Dakota State	12-2	7-2	5-0	0-0	7-1	t1st	FCS Semifinals
2017	North Dakota State	14-1	9-0	4-1	1-0	7-1	1st	FCS Champions
2018	North Dakota State	15-0	10-0	4-0	1-0	8-0	1st	FCS Champions
2019	Kansas State	8-5	5-2	3-2	0-1	5-4	t3rd	Liberty Bowl
2020	Kansas State	4-6	2-3	2-3	0-0	4-5	7th	None
2021	Kansas State	8-5	4-3	2-2	2-0	4-5	t5th	Texas Bowl Champions
2022	Kansas State	3-1	2-1	1-0	0-0	1-0		



KLIEMAN RECORD BREAKDOWN

Overall	95-30 (.608)
Overall (K-State)	23-17 (.575)
Home (Overall)	58-15 (.795)
Home (K-State)	13-9 (.591)
Away (Overall)	31-14 (.689)
Away (K-State)	8-7 (.533)
Neutral	6-1 (.857)
Conference (Overall)	52-24 (.684)
Conference (K-State)	14-14 (.500)
Home Conference (Overall)	26-13 (.667)
Home Conference (K-State)	7-7 (.500)
Away Conference (Overall)	26-12 (.684)
Away Conference (K-State)	7-7 (.500)
Non-Conference (Overall)	43-6 (.878)
Non-Conference (K-State)	9-3 (.750)
Home Non-Conference (Overall)	32-3 (.914)
Home Non-Conference (K-State)	6-2 (.750)
Away Non-Conference (Overall)	5-2 (.714)
Away Non-Conference (K-State)	1-0 (1.000)
Neutral Non-Conference	6-1 (.857)
Coming Off a Win*	76-14 (.844)
at K-State*	15-7 (.682)
Coming Off a Loss*	12-13 (.480)
at K-State*	6-8 (.429)
Coming Off a Bye *	20-4 (.833)
at K-State	3-4 (.429)
In August	3-1 (.750)
In September	25-7 (.781)
In October	30-7 (.811)
In November	19-10 (.655)
In December	14-3 (.824)
In January	5-0 (1.000)
Tuesday	1-1 (.500)
Friday	4-1 (.800)
Saturday	90-28 (.763)
Scoring First	69-13 (.841)
at K-State	19-6 (.760)
Opponent Scores First	26-17 (.605)
at K-State	4-11 (.267)
Leading at Halftime	76-9 (.894)
at K-State	18-5 (.783)
Behind at Halftime	12-20 (.375)
at K-State	4-11 (.267)
Tied at Halftime	7-1 (.875)
at K-State	1-1 (.500)
Overtime	3-0 (1.000)
Outgain Opponent	84-5 (.944)
at K-State	14-3 (.824)
Outgained by Opponent	11-24 (.314)
at K-State	9-13 (.409)
Total Yardage Equal	0-1 (.000)
at K-State	0-1 (.000)
Win Turnover Battle	60-10 (.857)
at K-State	14-4 (.778)
Lose Turnover Battle	16-14 (.533)
at K-State	3-10 (.231)
Equal Turnovers	19-6 (.760)
at K-State	6-3 (.667)
With 100-Yard Rusher	56-5 (.918)
at K-State	15-5 (.750)
Scoring a Defensive Touchdown	17-0 (1.000)
at K-State	3-0 (1.000)
Scoring a Special Teams Touchdown	12-4 (.750)
at K-State	7-3 (.700)

* In Season Only

LORAS COLLEGE

2005 (3-7/2-6 IIAC)

Date	Opponent	Score	W / L
9/3	Concordia (Ill.)	48-3	W
9/10	at No. 22 St. Ambrose	28-29	L
9/17	at Buena Vista	0-14	L
9/24	Central College	0-21	L
10/1	at Cornell College	27-14	W
10/15	Simpson College	15-7	W
10/2	Wartburg College	10-14	L
10/29	at Luther College	19-22	L
11/5	Coe College	14-24	L
11/12	at Dubuque	18-20	L

NORTH DAKOTA ST.

2014 (15-1/7-1 MVFC)

MVFC Champions

FCS National Champions

Date	Opponent	Score	W / L
8/30	at Iowa State	34-14	W
9/6	at Weber State	24-7	W
9/13	Incarnate World	58-0	W
9/20	No. 3 Montana	22-10	W
10/4	at Western Illinois	17-10	W
10/11	No. 12 Southern Illinois	38-10	W
10/18	No. 22 Indiana State	34-17	W
10/25	at South Dakota	47-7	W
11/1	No. 18 South Dakota St.	37-17	W
11/8	at No. 19 N. Iowa	3-23	L
11/15	at Missouri State	45-10	W
11/22	No. 20 Youngstown St.	38-14	W

NCAA FCS Second Round

NCAA FCS Quarterfinal

NCAA FCS Semifinal

NCAA Division I Championship (Frisco, Texas)

1/10 No. 2 Illinois State.....29-27 W

2015 (13-2/7-1 MVFC)

MVFC Champions

FCS National Champions

Date	Opponent	Score	W / L
8/29	at No. 12 Montana State	35-38	L
9/12	Weber State	41-14	W
9/19	North Dakota	34-9	W
10/3	at No. 5 South Dakota St.	28-7	W
10/10	No. 10 Northern Iowa	31-28	W
10/17	South Dakota	21-24	L
10/24	at No. 18 Indiana State	28-14	W
10/31	at Southern Illinois	35-29	W
11/7	Western Illinois	59-7	W
11/14	at No. 20 Youngstown St.	27-24	W
11/21	Missouri State	55-0	W

NCAA FCS Second Round

NCAA FCS Quarterfinal

NCAA FCS Semifinal

NCAA Division I Championship (Frisco, Texas)

1/9 No. 1 Jacksonville State.....37-10 W

2016 (12-2/7-1 MVFC)

MVFC Champions

FCS National Champions

8/27	No. 6 Charleston Southern...	24-17 (OT)	W
9/10	No. 8 Eastern Washington...	50-44 (OT)	W
9/17	at No. 11 Iowa.....	23-21	W
10/1	No. 18 Illinois State.....	31-10	W
10/8	at Missouri State.....	27-3	W
10/15	No. 11 South Dakota St.....	17-19	L
10/22	at No. 12 Western Illinois.....	21-13	W
10/29	at Northern Iowa.....	24-20	W
11/5	No. 13 Youngstown State.....	24-3	W
11/12	Indiana State.....	41-17	W
11/19	at South Dakota.....	28-21	W

NCAA FCS Second Round

NCAA FCS Quarterfinal

NCAA FCS Semifinal

12/10 No. 7 South Dakota State...36-10 W

12/18 No. 5 James Madison.....17-27 L

2017 (14-1/7-1 MVFC)

MVFC Champions

FCS National Champions

Date	Opponent	Score	W / L
9/2	Mississippi Valley State	72-7	W
9/9	at No. 6 E. Washington	40-13	W
9/23	Robert Morris	56-0	W
9/30	Missouri State	38-11	W
10/7	at Indiana State	52-0	W
10/14	at No. 8 Youngstown St	27-24 (OT)	W
10/21	No. 10 Western Illinois	24-12	W
10/28	No. 25 Northern Iowa	30-14	W
11/4	at No. 8 South Dakota St	21-33	L
11/11	No. 10 South Dakota	49-14	W
11/18	at No. 21 Illinois State	20-7	W

NCAA FCS Second Round

12/2 San Diego.....38-3 W

NCAA FCS Quarterfinal

12/9 No. 8 Wofford.....42-10 W

NCAA FCS Semifinal

12/15 No. 5 Sam Houston State...55-13 W

NCAA Division I Championship (Frisco, Texas)

1/6 No. 1 James Madison.....17-13 W

2018 (15-0/8-0 MVFC)

MVFC Champions

FCS National Champions

Date	Opponent	Score	W / L
9/1	Cal Poly	49-3	W
9/15	North Alabama	38-7	W
9/22	Delaware	38-10	W
9/29	No. 3 South Dakota State	21-17	W
10/6	at No. 22 Northern Iowa	56-31	W
10/13	at Western Illinois	34-7	W
10/20	Illinois State	28-14	W
10/27	at South Dakota	59-14	W
1/3	Youngstown State	17-7	W
11/10	at Missouri State	48-7	W
11/17	Southern Illinois	65-17	W

NCAA FCS Second Round

12/1 No. 23 Montana State.....52-10 W

NCAA FCS Quarterfinal

12/8 No. 7 Colgate.....35-0 W

NCAA FCS Semifinal

12/14 No. 5 South Dakota State...44-21 W

NCAA Division I Championship (Frisco, Texas)

11/5 No. 3 Eastern Washington...38-24 W

KANSAS STATE

2019 (8-5/5-4 Big 12)

Liberty Bowl

Date	Opponent	Score	W / L
8/31	Nicholls	49-14	W
9/7	Bowling Green	52-0	W
9/14	at Mississippi State	31-24	W
9/28	at Oklahoma State	13-26	L
10/5	Baylor	12-31	L
10/19	TCU	24-17	W
10/26	No. 5 Oklahoma	48-41	W
11/2	at Kansas	38-10	W
11/9	at Texas	24-27	L
11/16	West Virginia	20-24	L
11/23	at Texas Tech	30-27	W
11/30	No. 23 Iowa State	27-17	W
12/31	No. 23 Navy	17-20	L

2020 (4-6/4-5 Big 12)

Date	Opponent	Score	W / L
9/12	Arkansas State	31-35	L
9/26	at No. 3 Oklahoma	38-35	W
10/3	Texas Tech	31-21	W
10/10	at TCU	21-14	W
10/24	Kansas	55-14	W
10/31	at West Virginia	10-37	L
11/7	No. 14 Oklahoma State	18-20	L
11/21	at No. 17 Iowa State	45-0	L
11/28	at Baylor	31-32	L
12/5	Texas	31-69	L

2021 (8-5/4-5 Big 12)

Texas Bowl Champions

Date	Opponent	Score	W / L
9/4	vs. Stanford (Arlington, Texas)	24-7	W
9/11	Southern Illinois	31-23	W
9/18	Nevada	38-17	W
9/25	at Oklahoma State	20-31	L
10/2	No. 6 Oklahoma	31-37	L
10/16	Iowa State	20-33	L
10/23	at Texas Tech	25-24	W
11/30	TCU	31-12	W
11/6	at Kansas	35-10	W
11/13	West Virginia	34-17	W
11/20	No. 11 Baylor	10-20	L
11/26	at Texas	17-22	L

TaxAct Texas Bowl (Houston, Texas)

1/4 LSU.....42-20 W

2022 (3-1/1-0 Big 12)

Date	Opponent	Score	W / L
9/3	South Dakota	34-0	W
9/10	Missouri	40-12	W
9/17	Tulane	10-17	L
9/24	at Oklahoma	41-10	W
10/1	Texas Tech		
10/8	at Iowa State		
10/22	at TCU		
10/29	Oklahoma State		
11/5	Texas		
11/12	at Baylor		
11/19	at West Virginia		
11/26	Kansas		



GAMEDAY: FIELD

VAN MALONE

Assistant Head Coach/CBs • Houston '02
24th Year in Coaching • Fourth Year at K-State

- Enters his fourth season coaching the cornerbacks and added the titles of assistant head coach and passing game coordinator prior to the 2020 campaign.
- Under Malone, Julius Brents — who came to K-State as a transfer from Iowa — earned 2021 Honorable Mention All-Big 12 accolades from the league's coaches, while Ekow Boye-Doe played at an All-Big 12 level.
- Helped guide the 2021 defense to 21.0 points allowed per game — its best mark since 2003 — and 344.7 yards allowed per game — its best showing since 2009.
- Selected to the 2022 National Coalition of Minority Football Coaches.



GAMEDAY: FIELD

JOE KLANDERMAN

Defensive Coord./Safeties • Minnesota State '01
21st Year in Coaching • Fourth Year at K-State

- Enters his fourth season coaching the safeties and third as the defensive coordinator.
- Spearheaded a complete overhaul of the defense prior to 2021, going from a four-man front to conducting a three-man front for the first time in his career.
- The 2021 Wildcats trimmed 11.2 points per game allowed from the previous season, down to 21.0 points per game, while they allowed their fewest yards per game since 2009 (344.7).
- Helped nine Wildcat defenders obtain All-Big 12 honors, including safeties Russ Yeast and Jahron McPherson.
- Yeast was selected in the 2022 NFL Draft by the Rams.



GAMEDAY: BOOTH

COLLIN KLEIN

Offensive Coord./Quarterbacks • K-State '11
Ninth Year in Coaching • Eighth Year at K-State

- Enters sixth season coaching the K-State QBs and his first as OC, a position he was promoted to in January.
- Conducted one of the best offensive games in school bowl history as the interim OC in the Texas Bowl win over LSU when the Cats produced 42 points and 442 yards.
- Tutored Skylar Thompson, who left with a school record 24 career wins and is the only player in school history with 6,000 passing yards and 1,000 rushing yards.
- Thompson was selected in the 2022 NFL Draft by Miami.
- Klein was a 2012 Heisman Trophy finalist, winner of the 2012 Johnny Unitas Award, and is a member of the K-State Football Ring of Honor Class of 2022.



GAMEDAY: FIELD

BRIAN ANDERSON

Running Backs • Western Illinois '94
28th Year in Coaching • Fourth Year at K-State

- Enters his fourth season as the running backs coach and his 28th season overall in coaching with a versatile background of coaching skill positions.
- Coached Deuce Vaughn to 2021 Consensus All-America status, the 11th Consensus All-American in school history.
- Vaughn picked up 2021 First Team All-America honors from the Associated Press and *Sporting News*, and he was a second-team pick by CBS Sports, the American Football Coaches Association and *USA TODAY*.
- Vaughn has been an All-Big 12 performer each of his first two seasons, while Anderson also coached transfer James Gilbert to All-Big 12 accolades in 2019.



GAMEDAY: BOOTH

BRIAN LEPAK (LUN-PACK)

Fullbacks/Tight Ends • Oklahoma '10
Ninth Year in Coaching • Second Year at K-State

- An intelligent young coach with stops at two other Power 5 schools who was promoted from senior offensive quality control to fullbacks/tight ends coach in January.
- Coached the Wildcat fullbacks and tight ends in K-State's victory over LSU in the Texas Bowl.
- Spent the bulk of the 2021 season breaking down future opponents' tendencies and potential player matchups for the coaching staff, and he assisted with the early implementation of the game plan each week.
- Came to K-State after one year as the run game coordinator and offensive line coach at Southern, while he spent the previous three seasons as a graduate assistant at Oklahoma.



GAMEDAY: FIELD

CONOR RILEY

Offensive Line • Omaha '03
20th Year in Coaching • Fourth Year at K-State

- Enters his fourth season as the offensive line coach and has consistently churned out quality units.
- All three of Riley's lines have surrendered less than 2.0 sacks per game, marking the first time since the 2002 through 2004 seasons that the Wildcats were under that mark in three-straight campaigns.
- Has produced eight All-Big 12 honorees in his first three years, which includes first-team selection Cooper Beebe in 2021. Beebe also earned votes for the Big 12 Offensive Lineman of the Year award.
- The 2021 Wildcat offensive line helped K-State rank sixth in school history with 4.83 rushing yards per attempt.



GAMEDAY: BOOTH

STEVE STANARD (STAN-URD)

Linebackers • Nebraska '89
35th Year in Coaching • Third Year at K-State

- A veteran coach with ties to the Midwest and more than 30 years of coaching experience who is in his third season coaching the K-State linebackers.
- Coached both his starting linebackers to 2021 All-Big 12 honors as junior Daniel Green (89) and senior Cody Fletcher (75) ranked first and second on the team in tackles.
- Green ranked 22nd in the nation and fourth in the Big 12 in solo tackles per game (5.3) and led the team with 16.0 TFLs. Green's 6.85 tackles per game ranked eighth in the Big 12.
- Has 20 seasons worth of defensive coordinator experience coming at Nebraska Wesleyan, South Dakota, New Mexico State, Colorado State, Tulane and Wyoming.

SUPPORT STAFF**Graduate Assistants**

Justin Joyce, Hayden Wall (Offense)
Devin Klieman, Tevin Madison (Defense)

Analysts/Quality Control

Clint Brown (Offensive Quality Control)
Josh Buford (Offensive Analyst)
Will Burnham (Special Teams Quality Control)
Matt Kardulis (Defensive Quality Control)
David Orloff (Defensive Analyst)

Strength and Conditioning

Trumain Carroll (Director of Strength & Conditioning)
Chad Cain (Asst. Strength & Conditioning Coach)
Ray Thomas (Asst. Strength & Conditioning Coach)
Lance Yancy (Asst. Strength & Conditioning Coach)

Sports Medicine

Mindy Hoffman (Head FB Athletic Trainer)*
Matt Thomason (Senior Assoc. AD)
Scott Trausch (Director of Sports Diet and Nutrition)
Connor Bennett (Asst. Athletic Trainer)
Matt Greenwald (Asst. Athletic Trainer)

Administration

Hank Jacobs (Director of Football Administration)
Kacey Feldkamp (Director of Football Operations)*
Natalie Crimmins (Program Coordinator)
Taylor Wenger (Football Operations Assistant)
Joe Hall (Director of Player Development)

Administration

Taylor Braet (Director of Football Recruiting)
Maddi Gage (Director of On-Campus Recruiting)
Chuck Lillie (Scouting Analyst)
Taylor Ewald (Recruiting Operations Assistant)

Coaching Video

Scott Eilert (Director of Video Services)
Brandon Hasselbeck (Asst. Director of Football Video)

Creative

Ron Cook (Director of Football Graphic Design)
Alex Handlin (Director of Creative Media)
Chandler Mixon (Creative Media Assistant)

Equipment

Al Cerbe (Head Equipment Manager)
Mikie Schiltz (Assistant Equipment Manager)
Preston Flack (Football Equipment Assistant)

** K-State is one of just two FBS programs (Bowling Green) to have females in the roles of Director of Football Operations and Head Football Athletic Trainer.*



GAMEDAY: FIELD

MIKE TUIASOSOPO (TWO-EE-AH-SO-SO-PO)

Defensive Tackles • Pacific Lutheran '89
32nd Year in Coaching • Fourth Year at K-State

- A veteran coach with over 30 years of experience who is in his fourth season at K-State.
- Aided in the transition of the defense from a four-down alignment to a three-down front in 2021, a shift that cut 11.2 points allowed per game from the previous year.
- K-State also ranked 29th in the nation and third in the Big 12 by allowing 344.7 yards per game in 2021.
- The interior defensive line helped K-State rack up 90 tackles for loss on the year to rank 10th in school history.
- The 2021 unit was led by Eli Huggins, who picked up Honorable Mention All-Big 12 accolades. Tuiaosopo also coached 2020 All-Big 12 performer Trey Dishon.



GAMEDAY: FIELD

THAD WARD

Wide Receivers • UCF '01
21st Year in Coaching • First Year at K-State

- A 20-year coaching veteran with stops in the Midwest and on the East Coast who is in his first season at K-State.
- Came to Manhattan after spending the previous three seasons at Temple where he tutored the Owl wide receivers and served as the pass game coordinator.
- Coached Jadan Blue to a pair of All-AAC honors, including the 2019 season when he set the school's all-time record for receptions (95) and yards (1,067).
- Tutored three future NFL players during his time at Northern Illinois in Kenny Golladay — a third-round selection by Detroit in 2017 — Tommy Lee Lewis and Da'Ron Brown.
- Played the 1999 to 2001 seasons at UCF.



GAMEDAY: FIELD

BUDDY WYATT

Defensive Ends • TCU '90
32nd Year in Coaching • Fourth Year at K-State

- A respected defensive line coach with more than 30 years experience who is in his fourth season at K-State.
- His defensive ends helped K-State rack up 90 TFLs in 2021 — the most since 2006 — to rank 10th in school history.
- Coached Felix Anudike-Uzomah to All-America honors in 2021, while he was the co-Big 12 Defensive Lineman of the Year and a First Team All-Big 12 honoree. Anudike-Uzomah tied for the national lead in forced fumbles per game (0.46) and ranked 11th nationally in sacks per game (0.85) in 2021.
- Has also coached All-Big 12 performers Wyatt Hubert and Reggie Walker. Hubert was selected in the 2021 NFL Draft by Cincinnati.



ALPHABETICAL

NO	NAME	POS
52	Nick Allen	LB
91	Felix Anudike-Uzomah	DE
50	Cooper Beebe	OL
53	Drake Bequeaith	OL
35	Dylan Bequeaith	FB
51	Shadryon Blanka	LB
43	Jack Blumer	P
80	Ty Bowman	WR
25	Ekow Boye-Doe	CB
23	Julius Brents	CB
8	Phillip Brooks	WR
32	Evan Cantu	RB
63	Michael Capria	OL
21	Drake Cheatum	S
5	Justice Clemons	CB
31	Jake Clifton	LB
58	Cartez Crook-Jones	DE
4	Omar Daniels	CB
62	Dawson Delforge	OL
29	Jax Dineen	FB
14	Jet Dineen	S
73	Christian Duffie	OL
29	Khalid Duke	LB
34	Trevor Erickson	S
27	Gavin Forsha	LB
81	Konner Fox	TE
26	Anthony Frias II	RB
46	Jace Friesen	DE
1	Keenan Garber	WR
3	RJ Garcia II	WR
31	DJ Giddens	RB
55	Hayden Gillum	OL
22	Daniel Green	LB
13	Joe Hall III	S
10	Brenen Hawkins	WR
1	Josh Hayes	S
75	Sam Hecht	OL
18	Thomas Helten	LB
15	Robert Hentz II	NG
26	Luke Hirsh	S
17	Ozzie Hoffer	DE
16	Will Honas	LB
25	Gabe Hoover	WR
18	Will Howard	QB
92	Eli Huggins	NG
27	Jake Huggins	FB
56	Damian Ilalio	NG
0	Jadon Jackson	WR
37	Krew Jackson	LB
3	Darell Jones	CB
82	Kendrick Jones	WR
12	Parker Kavanagh	QB
35	Jairus Kennedy	CB
74	Alex Key	OL
71	Jalen Klemm	OL
4	Malik Knowles	WR
84	Isaac Koch	WR
24	Trey Krause	S
7	Adryan Lara	QB
56	Andrew Leingang	OL
70	KT Leveston	OL
5	Jaren Lewis	QB

NO	NAME	POS	HT	WT	YR-EX	HOMETOWN (LAST SCHOOL)
0	# Jadon Jackson	WR	6-1	195	Jr.-TR [^]	Centeron, Ark. (Univ. of Mississippi)
0	# Jordan Wright	CB	6-1	175	Jr.-TR	Memphis, Tenn. (Fullerton College)
1	# Keenan Garber	WR	6-0	177	Jr.-2L	Lawrence, Kan. (Free State)
1	# Josh Hayes	S	6-0	189	Sr.-TR	Lakeland, Fla. (Univ. of Virginia)
2	# Jake Rubley	QB	6-3	210	Fr.-RS	Highlands Ranch, Colo. (Highlands Ranch)
2	# Kobe Savage	S	5-11	206	Jr.-TR	Paris, Texas (Tyler JC)
3	# RJ Garcia II	WR	6-0	172	Fr.-RS	Land O' Lakes, Fla. (Berkeley Prep)
3	# Darell Jones	CB	5-11	170	Fr.-RS	Coffeyville, Kan. (Field Kindley)
4	# Omar Daniels	CB	6-0	178	Fr.-RS	Moultrie, Ga. (Colquitt County)
4	# Malik Knowles	WR	6-3	200	Sr.-3L	Mansfield, Texas (Lake Ridge)
5	# Justice Clemons	CB	5-10	199	Jr.-TR [^]	West Columbia, Texas (Tyler JC)
5	# Jaren Lewis	QB	6-1	206	Jr.-1L	Columbia, Mo. (Battle)
6	# Sterling Lockett	WR	5-9	160	Fr.-HS [^]	Leawood, Kan. (Blue Valley)
6	# Max Marsh	S	6-3	208	So.-SQ [^]	Grand Junction, Colo. (Eaglecrest)
7	# Adryan Lara	QB	6-0	210	Fr.-HS [^]	Goodyear, Ariz. (Desert Edge)
7	# TJ Smith	S	5-10	190	So.-1L [^]	Powder Springs, Ga. (McEachern)
8	# Phillip Brooks	WR	5-7	169	Sr.-3L	Lee's Summit, Mo. (Lee's Summit West)
8	# Ty Zentner	P/K	6-2	200	Sr.-2L	Topeka, Kan. (Butler CC)
9	# Adrian Martinez	QB	6-3	225	Sr.-TR	Fresno, Calif. (Univ. of Nebraska)
9	# Cincere Mason	S	6-0	215	Sr.-1L	Atlanta, Ga. (Kennesaw State Univ.)
10	# Brenen Hawkins	WR	6-3	211	Fr.-RS	Colleyville, Texas (Heritage)
10	# Jacob Parrish	CB	5-10	177	Fr.-HS [^]	Olathe, Kan. (Olathe North)
12	Parker Kavanagh	QB	6-1	192	Fr.-HS [^]	Salina, Kan. (Salina Central)
13	# Joe Hall III	S	6-0	205	Fr.-HS [^]	Manhattan, Kan. (Manhattan)
13	# Xavier Loyd	WR	6-2	180	Fr.-RS	Blue Springs, Mo. (Blue Springs)
14	# Jet Dineen	S	5-10	186	Fr.-HS [^]	Lawrence, Kan. (Free State)
14	# Tyson Struber	WR	6-2	199	Fr.-HS [^]	Galva, Kan. (Canton-Galva)
15	# Robert Hentz II	NG	6-2	282	Sr.-2L [^]	Batesville, Miss. (NW Mississippi CC)
15	# Shane Porter	WR	5-11	179	Fr.-RS	Friendswood, Texas (Clear Brook)
16	# Will Honas	LB	6-2	233	Sr.-TR	Wichita, Kan. (Univ. of Nebraska)
16	# Seth Porter	WR	5-8	170	Sr.-3L	Friendswood, Texas (Clear Springs)
17	# Ozzie Hoffer	DE	6-2	223	Fr.-RS	Atlanta, Ga. (Woodward Academy)
17	# Chris Tennant	K	6-5	220	So.-1L [^]	Shawnee, Kan. (Mill Valley)
18	# Thomas Helten	LB	6-3	225	Sr.-SQ	Garden Plain, Kan. (Bishop Carroll)
18	# Will Howard	QB	6-5	235	Jr.-2L [^]	Downingtown, Pa. (Downingtown West)
19	# VJ Payne	S	6-3	192	Fr.-HS [^]	Gainesville, Ga. (Buford)
19	# Sammy Wheeler	TE	6-5	241	Sr.-3L	Lenexa, Kan. (St. James Academy)
20	Colby McCalister	CB	5-9	188	Fr.-HS [^]	Houston, Texas (Clear Brook)
21	# Drake Cheatum	S	5-10	191	Sr.-TR [^]	Mesquite, Texas (Prairie View A&M Univ.)
22	# Daniel Green	LB	6-3	242	Sr.-3L	Portland, Ore. (Madison)
22	# Deuce Vaughn	RB	5-6	176	Jr.-2L [^]	Round Rock, Texas (Cedar Ridge)
23	Julius Brents	CB	6-4	202	Sr.-1L [^]	Indianapolis, Ind. (Univ. of Iowa)
24	# Trey Krause	S	6-1	190	Fr.-RS	Olathe, Kan. (Olathe West)
24	# Andrew Nehrbass	RB	-10	205	So.-TR	Olathe, Kan. (Highland CC)
25	# Ekow Boye-Doe	CB	6-0	171	Sr.-3L	Lawrence, Kan. (Lawrence)
25	# Gabe Hoover	WR	6-0	193	Jr.-SQ	McPherson, Kan. (McPherson)
26	# Anthony Frias II	RB	5-10	210	So.-TR [^]	Turlock, Calif. (Modesto JC)
26	# Luke Hirsh	S	5-11	186	Fr.-HS [^]	Newton, Kan. (Newton)
27	# Gavin Forsha	LB	6-3	215	So.-TR [^]	Nashville, Tenn. (Tyler JC)
27	# Jake Huggins	FB	6-5	225	Jr.-SQ	Cumming, Ga. (West Forsyth)
28	Vaughn Malone	CB	6-0	187	Jr.-SQ	Austin, Texas (St. Michael's Catholic Academy)
29	# Jax Dineen	FB	5-10	244	Sr.-3L	Lawrence, Kan. (Free State)
29	# Khalid Duke	LB	6-4	246	Jr.-3L	Atlanta, Ga. (Riverside Military Academy)
30	# Matthew Maschmeier	S	6-0	192	So.-SQ [^]	Lisle, Ill. (Naperville North)
30	# Grant Snowden	K	6-1	163	Fr.-HS [^]	Manhattan, Kan. (Manhattan)
31	# Jake Clifton	LB	6-2	210	Fr.-HS [^]	Owasso, Okla. (Owasso)
31	# DJ Giddens	RB	6-1	212	Fr.-RS	Junction City, Kan. (Junction City)
32	# Evan Cantu	RB	5-8	192	Fr.-HS [^]	Wichita, Kan. (Maize South)
32	# Desmond Purnell	LB	5-11	214	Fr.-RS	Topeka, Kan. (Hayden)
33	Nickendre Stiger	S	5-10	185	Jr.-TR	Wichita, Kan. (Butler CC)
34	# Trevor Erickson	S	6-3	197	Fr.-RS	Chapman, Kan. (Chapman)
34	# Ben Sinnott	TE	6-4	247	So.-1L [^]	Waterloo, Iowa (Columbus Catholic)
35	# Dylan Bequeaith	FB	6-1	230	Fr.-HS [^]	Colleyville, Texas (Grapevine)
35	# Jairus Kennedy	CB	6-1	180	So.-SQ [^]	Wichita, Kan. (Kapaun Mt. Carmel)
37	# Krew Jackson	LB	6-5	204	Fr.-RS	Queen Creek, Ariz. (Queen Creek)
37	# Andrew Sonner	TE	6-4	244	Fr.-RS	Olathe, Kan. (Olathe East)
38	Brendan Mott	DE	6-5	240	Jr.-SQ	Iowa City, Iowa (Iowa City West)
39	Jordan Schippers	RB	6-1	205	Jr.-1L [^]	Colby, Kan. (Western Illinois Univ.)
40	Gavin Meyers	LB	6-2	231	Fr.-HS [^]	Hays, Kan. (Hays)
41	Austin Moore	LB	6-1	217	Jr.-2L	Louisburg, Kan. (Louisburg)
42	Randen Plattner	LS	6-3	233	Sr.-3L	Parkville, Mo. (Park Hill)
43	# Jack Blumer	P	6-3	203	Sr.-2L	Marysville, Kan. (Marysville)
43	# Jordan Perry	S	6-2	185	Fr.-HS [^]	Jefferson, Ga. (Jefferson)
44	# Christian Moore	FB	6-2	243	So.-1L [^]	Huntington Beach, Calif. (Huntington Beach)
44	# Tobi Osunsanmi	LB	6-2	216	Fr.-HS [^]	Wichita, Kan. (Wichita East)



NO	NAME	POS	HT	WT	YR-EX	HOMETOWN (LAST SCHOOL)
45	Mason Olguin	LS	6-0	230	So.-TR^	Edmond, Okla. (Dodge City CC)
46	Jace Friesen	DE	6-2	245	Jr.-1L	Basehor, Kan. (Basehor-Linwood)
47 #	Cody Stufflebean	DE	6-4	257	So.-SQ	McPherson, Kan. (McPherson)
47 #	La'James White	RB	5-7	185	Fr.-TR	Kansas City, Kan. (Air Force)
48	Zach Wittenberg	LB	6-1	219	So.-TR^	El Dorado, Kan. (Butler CC)
49	Andrew Schmelzle	DE	6-4	216	Fr.-RS	Sabetha, Kan. (Sabetha)
50	Cooper Beebe	OL	6-4	322	Jr.-2L	Kansas City, Kan. (Piper)
51	Shadryon Blanka	LB	6-1	213	Fr.-HS	St. Francis, Kan. (Saint Francis Community)
52	Nick Allen	LB	6-0	220	Sr.-3L	Overland Park, Kan. (Blue Valley Southwest)
53	Drake Bequeaith	OL	6-6	269	Fr.-HS^	Colleyville, Texas (Grapevine)
54	Hadley Panzer	OL	6-4	300	So.-1L	Lakin, Kan. (Lakin)
55	Hayden Gillum	OL	6-3	286	Sr.-2L	Plainville, Kan. (Plainville)
56 #	Damian Ilalio	NG	6-1	288	Fr.-RS	Manhattan, Kan. (Manhattan)
56 #	Andrew Leingang	OL	6-6	297	Fr.-RS	Bismarck, N.D. (Century)
57	Beau Palmer	LB	6-2	222	So.-SQ^	Overland Park, Kan. (Blue Valley)
58	Cartez Crook-Jones	DE	6-4	270	Sr.-1L	Grandview, Mo. (Grandview)
62	Dawson Delforge	OL	6-5	327	Sr.-2L^	Wamego, Kan. (Butler CC)
63	Michael Capria	OL	6-1	289	Fr.-HS^	Kansas City, Mo. (Liberty)
66	Sam Shields	OL	6-4	298	So.-SQ^	Manhattan, Kan. (Manhattan)
68	Jackson Smith	OL	6-3	275	So.-SQ	St. Paul, Minn. (St. Thomas Academy)
69	Taylor Poitier	OL	6-3	291	Jr.-1L	Kansas City, Kan. (Bishop Miege)
70	KT Leveston	OL	6-5	320	Sr.-3L	Waco, Texas (Midway)
71	Jalen Klemm	OL	6-5	272	Fr.-HS^	Mars, Pa. (Pine-Richland)
72	Witt Mitchum	OL	6-6	270	So.-SQ^	McKenzie, Tenn. (McKenzie)
73	Christian Duffie	OL	6-5	310	Sr.-3L	Humble, Texas (Summer Creek)
74	Alex Key	OL	6-3	298	Fr.-HS^	Derby, Kan. (Derby)
75	Sam Hecht	OL	6-4	290	Fr.-RS	Shawnee, Kan. (Mill Valley)
76	Kingsley Ugwu	OL	6-4	295	Jr.-RS	Tucson, Ariz. (Hutchinson CC)
77	Carver Willis	OL	6-5	288	So.-SQ^	Durango, Colo. (Durango)
78	John Pastore	OL	6-6	272	Fr.-HS^	Erie, Colo. (Erie)
80	Ty Bowman	WR	6-5	218	So.-1L^	Chanute, Kan. (Chanute)
81	Konner Fox	TE	6-5	263	Jr.-2L	San Antonio, Texas (Reagan)
82	Kendrick Jones	WR	6-4	187	Fr.-HS^	Shawnee, Kan. (Mill Valley)
83	Will Swanson	TE	6-5	244	So.-1L^	Papillion, Neb. (La Vista South)
84	Isaac Koch	WR	6-1	185	Fr.-HS^	Olathe, Kan. (Rockhurst)
85	Kade Warner	WR	6-1	204	Sr.-1L	Scottsdale, Ariz. (Univ. of Nebraska)
86	Garrett Oakley	TE	6-4	219	Fr.-HS^	Columbus, Neb. (Scotus Central Catholic)
87	Brayden Loftin	TE	6-4	224	Fr.-HS^	Omaha, Neb. (Lewis Central [IA])
88	Erwin Nash	WR	6-2	209	Fr.-HS^	Olathe, Kan. (Olathe South)
89	Erik Pizarro	WR	5-10	208	Sr.-TR^	Rio Hondo, Texas (Lamar Univ.)
90	Donovan Rieman	DE	6-3	237	Fr.-HS^	Enid, Okla. (Enid)
91	Felix Anudike-Uzomah	DE	6-4	255	Jr.-2L^	Kansas City, Mo. (Lee's Summit)
92	Eli Huggins	NG	6-5	297	Sr.-3L	Cumming, Ga. (West Forsyth)
93	Jaylen Pickle	DE	6-5	310	Sr.-2L	Cimarron, Kan. (Cimarron)
94	Titus Tuiasosopo	NG	6-0	318	Fr.-RS	Manhattan, Kan. (Wamego)
96	Leyton Simmering	K	6-0	158	Fr.-HS^	Rosemount, Minn. (Rosemount)
97	Nate Matlack	DE	6-5	245	So.-1L^	Olathe, Kan. (Olathe East)
99	Uso Seumalo	NG	6-3	340	Jr.-TR^	Maunaloa, Hawai'i (Garden City CC)

NOTE: Kansas State elected to advance players' classification even though the 2020 season did not affect eligibility. Those that wish to take advantage of the extra year will be listed as a senior again after their original eligibility would have been exhausted.

Duplicate Number | ^ Redshirt Available | Roster as of September 14, 2022

PRONUNCIATIONS

PLAYERS

Felix ANUDIKE-UZOMAH.....ann-you-DEE-kay you-ZAH-mah
 Dylan/Drake BEQUEAITH.....BECK-with
 SHADRYON BLANKA.....SHAD-run BLON-ka
 Jack BLUMER.....BLUE-mur
 EKOW BOYE-DOE.....ECK-oh BOY-doe
 Evan CANTU.....can-TOO
 Michael CAPRIA.....cuh-PREE-ah
 Jax/Jett DINEEN.....duh-NEEN
 KHALID Duke.....kuh-LID
 Gavin FORSHA.....for-SHAY
 Anthony FRIAS II.....FREE-iss
 Will HONAS.....HO-nuss

Damian ILALIO.....EE-lah-LEE-oh
 DARELL Jones.....duh-REL
 JAIRUS Kennedy.....JER-us
 Adryan LARA.....LAR-ah
 Andrew LEINGANG.....LANE-gang
 XAVIER Loyd.....ex-AYV-ee-ur
 CINCERE Mason.....sin-SEER
 Mason OLGUIN.....ole-GEEN
 Tobin OSUNSANMI.....oh-sun-SAH-me
 John PASTORE.....pass-TOR-ee
 Taylor POITIER.....por-tee-AY (long A)
 Donovan RIEMAN.....RYE-men
 Andrew SCHMELZLE.....SHMELLS-lee

USO SEUMALO.....OO-soh SAY-oh-MALL-oo
 Ben SINNOTT.....SIN-it
 Andrew SONNER.....SAHN-er
 NICKENDRE STIGER.....nuh-KIN-dre STYE-gur
 Titus TUIASOSOPO.....TWO-ee-AH-so-SO-po
 Kingsley UGWU.....OO-goo

COACHES

Chris KLIEMAN.....KLY-men
 Brian LEPACK.....luh-PACK
 Steve STANARD.....STAN-urd
 Mike TUIASOSOPO.....TWO-ee-AH-so-SO-po

ALPHABETICAL

NO	NAME	POS
6	Sterling Lockett	WR
87	Brayden Loftin	TE
13	Xavier Loyd	WR
28	Vaughn Malone	CB
6	Max Marsh	S
9	Adrian Martinez	QB
30	Matthew Maschmeier	S
9	Cincere Mason	S
97	Nate Matlack	DE
20	Colby McCalister	CB
40	Gavin Meyers	LB
72	Witt Mitchum	OL
41	Austin Moore	LB
44	Christian Moore	FB
38	Brendan Mott	DE
88	Erwin Nash	WR
24	Andrew Nehrbass	RB
86	Garrett Oakley	TE
45	Mason Olguin	LS
44	Tobi Osunsanmi	LB
57	Beau Palmer	LB
54	Hadley Panzer	OL
10	Jacob Parrish	CB
78	John Pastore	OL
19	VJ Payne	S
43	Jordan Perry	S
93	Jaylen Pickle	DE
89	Erik Pizarro	WR
42	Randen Plattner	LS
69	Taylor Poitier	OL
16	Seth Porter	WR
15	Shane Porter	WR
32	Desmond Purnell	LB
90	Donovan Rieman	DE
2	Jake Rubley	QB
2	Kobe Savage	S
39	Jordan Schippers	RB
49	Andrew Schmelzle	DE
99	Uso Seumalo	NG
66	Sam Shields	OL
96	Leyton Simmering	K
34	Ben Sinnott	TE
68	Jackson Smith	OL
7	TJ Smith	S
30	Grant Snowden	K
37	Andrew Sonner	TE
33	Nickendre Stiger	S
14	Tyson Struber	WR
47	Cody Stufflebean	DE
83	Will Swanson	TE
17	Chris Tennant	K
94	Titus Tuiasosopo	NG
76	Kingsley Ugwu	OL
22	Deuce Vaughn	RB
85	Kade Warner	WR
19	Sammy Wheeler	TE
47	La'James White	RB
77	Carver Willis	OL
48	Zach Wittenberg	LB
0	Jordan Wright	CB
8	Ty Zentner	P/K



HOW THE 2022 WILDCATS WERE BUILT

YEAR	HIGH SCHOOL SIGNEES	HIGH SCHOOL WALK ONS	CC TRANSFERS	DI TRANSFERS
2017	Eli Huggins (NG – West Forsyth)			
2018	Ekow Boye-Doe (CB – Lawrence) Cartez Crook-Jones (DE – Grandview) Christian Duffie (OL – Summer Creek) Daniel Green (LB – Madison) Malik Knowles (WR – Lake Ridge) KT Leveston (OL – Midway) Jaylen Pickle (DE – Cimarron) Sammy Wheeler (TE – St. James Academy)	Nick Allen (LB – Blue Valley Southwest) Jack Blumer (P – Marysville) Phillip Brooks (WR – Lee's Summit West) Hayden Gillum (OL – Plainville) Thomas Helten (LB – Bishop Carroll) Randen Plattner (LS – Park Hill) Seth Porter (WR – Clear Springs)		
2019	Cooper Beebe (OL – Piper) Jax Dineen (FB – Free State) Khalid Duke (LB – Riverside Military Academy) Konner Fox (TE – Reagan) Keenan Garber (WR – Free State) Jaren Lewis (QB – Battle) Taylor Poitier (OL – Bishop Miege)	Jace Friesen (DE – Basehor-Linwood) Gabe Hoover (WR – McPherson) Jake Huggins (FB – West Forsyth) Vaughn Malone (CB – St. Michael's) Austin Moore (LB – Louisburg) Brendan Mott (DE – Iowa City West)	Ty Zentner (P/K – Butler CC)	
2020	Felix Anudike-Uzomah (DE – Lee's Summit) Will Howard (QB – Downingtown West) Nate Matlack (DE – Olathe East) Witt Mitchum (OL – McKenzie) Christian Moore (FB – Huntington Beach) Sam Shields (OL – Manhattan) TJ Smith (S – McEachern) Cody Stufflebean (DE – McPherson) Will Swanson (TE – La Vista South) Deuce Vaughn (RB – Cedar Ridge) Carver Willis (OL – Durango)	Trevor Erickson (S – Chapman) Sam Hecht (OL – Mill Valley) Trey Krause (S – Olathe West) Xavier Loyd (WR – Blue Springs) Shane Porter (WR – Clear Brook) Andrew Schmelzle (DE – Sabetha) Andrew Sonner (TE – Olathe East) Chris Tennant (K – Mill Valley) Titus Tuiasosopo (NG – Wamego)	Dawson Delforge (OL – Butler CC) Robert Hentz II (NG – NW Mississippi CC)	Jordan Schippers (RB – Western Illinois)
2021	Omar Daniels (CB – Colquitt County) RJ Garcia II (WR – Berkeley Prep) DJ Giddens (RB – Junction City) Brenen Hawkins (WR – Heritage) Ozzie Hoffer (DE – Woodward Academy) Damian Ilalio (NG – Manhattan) Krew Jackson (LB – Queen Creek) Darell Jones (CB – Field Kindley) Andrew Leingang (OL – Century) Hadley Panzer (OL – Lakin) Desmond Purnell (LB – Hayden) Jake Rubley (QB – Highlands Ranch)	Ty Bowman (WR – Chanute) Jairus Kennedy (CB – Kapaun Mt. Carmel) Max Marsh (S – Eaglecrest) Matthew Maschmeier (S – Naperville North) Beau Palmer (LB – Blue Valley) Ben Sinnott (TE – Columbus Catholic) Jackson Smith (OL – St. Thomas Academy)	Kingsley Ugwu (OL – Hutchinson CC)	Julius Brents (CB – Iowa) Cincere Mason (S – Kennesaw State) Kade Warner (WR – Nebraska)
2022	Drake Bequeaith (OL – Grapevine) Jake Clifton (LB – Owasso) Jalen Klemm (OL – Pine-Richland) Adryan Lara (QB – Desert Edge) Sterling Lockett (WR – Blue Valley) Brayden Loftin (TE – Lewis Central) Colby McAlister (CB – Clear Brook) Garrett Oakley (TE – Scotus Central Catholic) Tobi Osunsami (LB – Wichita East) Jacob Parrish (CB – Olathe North) John Pastore (OL – Erie) VJ Payne (S – Buford) Jordan Perry (S – Jefferson) Donovan Rieman (DE – Enid) Tyson Struber (WR – Canton-Galva)	Dylan Bequeaith (FB – Grapevine) Shadryon Blanka (LB – St. Francis) Evan Cantu (RB – Maize South) Michael Capria (OL – Liberty) Jet Dineen (S – Free State) Joe Hall III (DB – Manhattan) Luke Hirsh (S – Newton) Kendrick Jones (WR – Mill Valley) Parker Kavanagh (QB – Salina Central) Alex Key (OL – Derby) Isaac Koch (WR – Rockhurst) Gavin Meyers (LB – Hays) Erwin Nash (WR – Olathe South) Leyton Simmering (K – Rosemount) Grant Snowden (K – Manhattan)	Justice Clemons (CB – Tyler JC) Gavin Forsha (LB – Tyler JC) Anthony Frias II (RB – Modesto JC) Mason Olguin (LS – Dodge City CC) Kobe Savage (S – Tyler JC) Uso Seumalo (NG – Garden City CC) Nickendre Stiger (S – Butler CC) Zach Wittenberg (LB – Butler CC) Jordan Wright (CB – Fullerton College)	Drake Cheatum (S – Prairie View A&M) Josh Hayes (S – Virginia) Will Honas (LB – Nebraska) Jadon Jackson (WR – Ole Miss) Adrian Martinez (QB – Nebraska) Erik Pizarro (WR – Lamar) La'James White (RB – Air Force)



OFFENSIVE CAREER STARTS

PLAYER	'18	'19	'20	'21	'22	TOT
Adrian Martinez*	11	10	6	11	4	42
Malik Knowles.....	1	8	9	10	4	31
Cooper Beebe.....	—	0	8	13	4	25
Christian Duffie.....	—	0	8	13	4	25
Deuce Vaughn.....	—	—	7	13	4	24
Phillip Brooks.....	0	0	4	12	4	20
Kade Warner^.....	7	5	4	0	2	18
Jax Dineen.....	—	1	3	7	0	11
Will Howard.....	—	—	7	3	0	10
KT Leveston.....	—	0	5	0	4	9
Ben Sinnott.....	—	—	0	2	4	6
Sammy Wheeler.....	—	0	1	2	2	5
Hayden Gillum.....	—	0	0	0	4	4
Taylor Poitier.....	—	—	2	0	1	3
Hadley Panzer.....	—	—	—	0	3	3
Dawson Delforge.....	—	—	1	0	0	1

* 2018-21 at Nebraska

^ 2018-20 at Nebraska

DEFENSIVE CAREER STARTS

PLAYER	'18	'19	'20	'21	'22	TOT
Drake Cheatum!	7	8	3	12	4	34
Cincere Mason*	10	14	4	1	0	29
Josh Hayes®	2/1	16	6	0	3	28
Ekow Boye-Doe.....	—	0	8	13	4	25
Eli Huggins.....	0	0	8	13	4	25
Julius Brents*	5	0	0	13	4	22
Daniel Green.....	—	0	2	12	4	18
Felix Anudike-Uzomah...	—	0	0	13	4	17
Khalid Duke.....	—	0	8	0	4	12
Will Honas^.....	—	0	7	0	0	7
Jaylen Pickle.....	—	0	2	5	0	7
TJ Smith.....	—	—	0	7	0	7
Nate Matlack.....	—	—	—	3	3	6
Austin Moore.....	—	—	0	1	4	5
Kobe Savage.....	—	—	—	—	4	4
Nick Allen.....	—	0	0	1	0	1
Brendan Mott.....	—	—	0	0	1	1
VJ Payne.....	—	—	—	—	1	1

! 2018-21 at Prairie View A&M

* 2018-20 at Kennesaw State

® 2017-20 at North Dakota State (1 start in '17); 2021 at Virginia

* 2018-20 at Iowa

^ 2019-21 at Nebraska

CONSECUTIVE STARTS (MIN 5 STARTS)

PLAYER, POSITION	STARTS
Christian Duffie, OL.....	25
Eli Huggins, NG.....	24
Cooper Beebe, OL.....	22
Deuce Vaughn, RB.....	20
Adrian Martinez, QB.....	19
Ekow Boye-Doe, CB.....	17
Julius Brents, CB.....	17
Felix Anudike-Uzomah, DE.....	17
Daniel Green, LB.....	15
Phillip Brooks, WR.....	11
Khalid Duke, LB.....	7
Will Honas, LB.....	6
Nate Matlack, DE.....	6
Ben Sinnott, TE.....	5
Malik Knowles, WR.....	5

OFFENSE

WR	4	Malik Knowles	6-3	200	Sr.-3L	Mansfield, Texas (Lake Ridge)
	1	Keenan Garber	6-0	177	Jr.-2L	Lawrence, Kan. (Free State)
	or 13	Xavier Loyd	6-2	180	Fr.-RS	Blue Springs, Mo. (Blue Springs)
LT	70	KT Leveston	6-5	320	Sr.-3L	Waco, Texas (Midway)
	56	Andrew Leingang	6-6	297	Fr.-RS	Bismarck, N.D. (Century)
	or 76	Kingsley Ugwu	6-4	295	Jr.-RS	Tucson, Ariz. (Hutchinson CC)
LG	50	Cooper Beebe	6-4	322	Jr.-2L	Kansas City, Kan. (Piper)
	62	Dawson Delforge	6-5	327	Sr.-2L	Wamego, Kan. (Butler CC)
C	55	Hayden Gillum	6-3	286	Sr.-2L	Plainville, Kan. (Plainville)
	54	Hadley Panzer	6-4	300	So.-1L	Lakin, Kan. (Lakin)
RG	54	Hadley Panzer	6-4	300	So.-1L	Lakin, Kan. (Lakin)
	75	Sam Hecht	6-4	290	Fr.-RS	Shawnee, Kan. (Mill Valley)
RT	73	Christian Duffie	6-5	310	Sr.-3L	Humble, Texas (Summer Creek)
	77	Carver Willis	6-5	288	So.-SQ	Durango, Colo. (Durango)
TE	19	Sammy Wheeler	6-5	241	Sr.-3L	Lenexa, Kan. (St. James Academy)
	or 34	Ben Sinnott	6-4	247	So.-1L	Waterloo, Iowa (Columbus Catholic)
	or 83	Will Swanson	6-5	244	So.-1L	Papillion, Neb. (La Vista South)
QB	9	Adrian Martinez	6-3	225	Sr.-TR	Fresno, Calif. (Univ. of Nebraska)
	18	Will Howard	6-5	235	Jr.-2L	Downingtown, Pa. (Downingtown West)
FB	44	Christian Moore	6-2	243	So.-1L	Huntington Beach, Calif. (Huntington Beach)
	or 29	Jax Dineen	5-10	244	Sr.-3L	Lawrence, Kan. (Free State)
RB	22	Deuce Vaughn	5-6	176	Jr.-2L	Round Rock, Texas (Cedar Ridge)
	31	DJ Giddens	6-1	212	Fr.-RS	Junction City, Kan. (Junction City)
WR	8	Phillip Brooks	5-7	169	Sr.-3L	Lee's Summit, Mo. (Lee's Summit West)
	16	Seth Porter	5-8	170	Sr.-3L	Friendswood, Texas (Clear Springs)
WR	85	Kade Warner	6-1	204	Sr.-1L	Scottsdale, Ariz. (Univ. of Nebraska)
	3	RJ Garcia II	6-0	172	Fr.-RS	Land O' Lakes, Fla. (Berkeley Prep)
	or 0	Jadon Jackson	6-1	195	Jr.-TR	Centeron, Ark. (Univ. of Mississippi)

DEFENSE

DE	91	Felix Anudike-Uzomah	6-4	255	Jr.-2L	Kansas City, Mo. (Lee's Summit)
	38	Brendan Mott	6-5	240	Jr.-SQ	Iowa City, Iowa (Iowa City West)
	or 47	Cody Stufflebean	6-4	257	So.-SQ	McPherson, Kan. (McPherson)
NG	92	Eli Huggins	6-5	297	Sr.-3L	Cumming, Ga. (West Forsyth)
	15	Robert Hentz II	6-2	282	Sr.-2L	Batesville, Miss. (NW Mississippi CC)
DE	97	Nate Matlack	6-5	245	So.-1L	Olathe, Kan. (Olathe East)
	93	Jaylen Pickle	6-5	310	Sr.-2L	Cimarron, Kan. (Cimarron)
SLB	29	Khalid Duke	6-4	246	Jr.-3L	Atlanta, Ga. (Riverside Military Academy)
	32	Desmond Purnell	5-11	214	Fr.-RS	Topeka, Kan. (Hayden)
MLB	22	Daniel Green	6-3	242	Sr.-3L	Portland, Ore. (Madison)
	52	Nick Allen	6-0	220	Sr.-3L	Overland Park, Kan. (Blue Valley Southwest)
WLB	41	Austin Moore	6-1	217	Jr.-2L	Louisburg, Kan. (Louisburg)
	31	Jake Clifton	6-2	210	Fr.-HS	Owasso, Okla. (Owasso)
	or 27	Gavin Forsha	6-3	215	So.-TR^	Nashville, Tenn. (Tyler JC)
CB	23	Julius Brents	6-4	202	Sr.-1L	Indianapolis, Ind. (Univ. of Iowa)
	4	Omar Daniels	6-0	178	Fr.-RS	Moultrie, Ga. (Colquitt County)
SS	2	Kobe Savage	5-11	206	Jr.-TR	Paris, Texas (Tyler JC)
	7	TJ Smith	5-10	190	So.-1L	Powder Springs, Ga. (McEachern)
JS	21	Drake Cheatum	5-10	191	Sr.-TR	Mesquite, Texas (Prairie View A&M Univ.)
	or 9	Cincere Mason	6-0	215	Sr.-1L	Atlanta, Ga. (Kennesaw State Univ.)
FS	1	Josh Hayes	6-0	189	Sr.-TR	Lakeland, Fla. (Univ. of Virginia)
	19	VJ Payne	6-3	192	Fr.-HS	Gainesville, Ga. (Buford)
CB	25	Ekow Boye-Doe	6-0	171	Sr.-3L	Lawrence, Kan. (Lawrence)
	0	Jordan Wright	6-1	175	Jr.-TR	Memphis, Tenn. (Fullerton College)
	or 10	Jacob Parrish	5-10	177	Fr.-HS^	Olathe, Kan. (Olathe North)





















SPECIALISTS

FG	17	Chris Tennant	6-5	220	So.-1L	Shawnee, Kan. (Mill Valley)
	8	Ty Zentner	6-2	200	Sr.-2L	Topeka, Kan. (Butler CC)
HLD	43	Jack Blumer	6-3	203	Sr.-2L	Marysville, Kan. (Marysville)
	8	Ty Zentner	6-2	200	Sr.-2L	Topeka, Kan. (Butler CC)
SNP	42	Randen Plattner	6-3	233	Sr.-3L	Parkville, Mo. (Park Hill)
	45	Mason Olguin	6-0	230	So.-TR	Edmond, Okla. (Dodge City CC)
P	8	Ty Zentner	6-2	200	Sr.-2L	Topeka, Kan. (Butler CC)
	43	Jack Blumer	6-3	203	Sr.-2L	Marysville, Kan. (Marysville)
KO	8	Ty Zentner	6-2	200	Sr.-2L	Topeka, Kan. (Butler CC)
	17	Chris Tennant	6-5	220	So.-1L	Shawnee, Kan. (Mill Valley)
KR	4	Malik Knowles	6-3	200	Sr.-3L	Mansfield, Texas (Lake Ridge)
	8	Phillip Brooks	5-7	169	Sr.-3L	Lee's Summit, Mo. (Lee's Summit West)
PR	8	Phillip Brooks	5-7	169	Sr.-3L	Lee's Summit, Mo. (Lee's Summit West)
	4	Malik Knowles	6-3	200	Sr.-3L	Mansfield, Texas (Lake Ridge)
















WR		#4 Malik Knowles 6-3, 200, Sr.-3L Mansfield, Texas (Lake Ridge)	<ul style="list-style-type: none">LAST GAME: 4 rec, 52 yds, TD at Oklahoma (9/24/22)Ranks 8th in school history in TD career receptions.One of just 2 players in school history with TDs of at least 70 yards on a run, catch and KOR.	<table><tr><th>Year</th><th>Rec.</th><th>Yds.</th><th>Avg</th><th>TD</th><th>LG</th></tr><tr><td>2022</td><td>14</td><td>144</td><td>10.3</td><td>1</td><td>25</td></tr><tr><td>CAR</td><td>93</td><td>1,286</td><td>13.8</td><td>13</td><td>70</td></tr><tr><td colspan="6">Car. Highs: Rec: 6; Yds: 112; TD: 2</td></tr></table>	Year	Rec.	Yds.	Avg	TD	LG	2022	14	144	10.3	1	25	CAR	93	1,286	13.8	13	70	Car. Highs: Rec: 6; Yds: 112; TD: 2					
	Year	Rec.	Yds.	Avg	TD	LG																						
2022	14	144	10.3	1	25																							
CAR	93	1,286	13.8	13	70																							
Car. Highs: Rec: 6; Yds: 112; TD: 2																												
		#1 Keenan Garber OR #13 Xavier (ex-AYV-ee-ur) Loyd	<ul style="list-style-type: none">GARBER'S LAST GAME: Played at Oklahoma (9/24/22); No statsGARBER: Entering 4th year in program, seeing increased action each season.LOYD'S LAST GAME: Played vs. Missouri (9/3/22); No stats	<table><tr><th>GARBER</th><th>Rec.</th><th>Yds.</th><th>Avg</th><th>TD</th><th>LG</th></tr><tr><td>2022</td><td>0</td><td>0</td><td>0.0</td><td>0</td><td>0</td></tr><tr><td>CAR</td><td>6</td><td>82</td><td>13.7</td><td>0</td><td>54</td></tr><tr><td colspan="6">Car. Highs: Rec: 2; Yds: 54</td></tr></table>	GARBER	Rec.	Yds.	Avg	TD	LG	2022	0	0	0.0	0	0	CAR	6	82	13.7	0	54	Car. Highs: Rec: 2; Yds: 54					
GARBER	Rec.	Yds.	Avg	TD	LG																							
2022	0	0	0.0	0	0																							
CAR	6	82	13.7	0	54																							
Car. Highs: Rec: 2; Yds: 54																												
LT		#70 KT Leveston 6-5, 320, Sr.-3L Waco, Texas (Midway)	<ul style="list-style-type: none">A 5th-year senior who has started the first 4 games, his first starts since earning 5 starts in 2020.Played in 10 games last year as a reserve, splitting time between both guard spots and left tackle.A two-time First Team Academic All-Big 12 performer.	<table><tr><th>Year</th><th>GP/GS</th></tr><tr><td>2022</td><td>4/4</td></tr><tr><td>CAR</td><td>27/9</td></tr></table>	Year	GP/GS	2022	4/4	CAR	27/9																		
	Year	GP/GS																										
2022	4/4																											
CAR	27/9																											
		#56 Andrew Leingang (LANE-gang) OR #76 Kingsley Ugwu (OO-goo)	<ul style="list-style-type: none">LEINGANG: Saw action in the WVU game last season as he held on to his redshirt... Has also played in all 3 games in 2022.LEINGANG: Rated the top player in North Dakota (Class of 2021) by ESPN and 247Sports, in addition to the 10th-best center in the nation.UGWU: A former community-college product who redshirted the 2021 season and played vs. Missouri.	<table><tr><th>LEINGANG</th><th>GP/GS</th></tr><tr><td>2022</td><td>3/0</td></tr><tr><td>CAR</td><td>4/0</td></tr></table>	LEINGANG	GP/GS	2022	3/0	CAR	4/0																		
LEINGANG	GP/GS																											
2022	3/0																											
CAR	4/0																											
LG		#50 Cooper Beebe 6-4, 322, Jr.-2L Kansas City, Kan. (Piper)	<ul style="list-style-type: none">A 2022 Preseason All-American by numerous outlets who is also on the watch lists for the Outland Trophy and Lombardi Award.Earned First Team All-Big 12 honors as a sophomore in 2021, the youngest OL to be named to the first team last season.Did not allow a sack among his 367 pass blocking snaps last year.	<table><tr><th>Year</th><th>GP/GS</th></tr><tr><td>2022</td><td>4/4</td></tr><tr><td>CAR</td><td>28/25</td></tr></table>	Year	GP/GS	2022	4/4	CAR	28/25																		
	Year	GP/GS																										
2022	4/4																											
CAR	28/25																											
		#62 Dawson Delforge 6-5, 327, Sr.-2L Wamego, Kan. (Butler CC)	<ul style="list-style-type: none">In his 6th season of college football after originally transferring to K-State from Butler CC in 2020.Has seen action in 25 games over the last 2-plus years, including a start at Baylor in 2020.Viewed as the 5th-best guard among 2020 community-college prospects by ESPN, No. 6 by 247Sports and No. 9 by JCGridiron.	<table><tr><th>Year</th><th>GP/GS</th></tr><tr><td>2022</td><td>4/0</td></tr><tr><td>CAR</td><td>25/1</td></tr></table>	Year	GP/GS	2022	4/0	CAR	25/1																		
Year	GP/GS																											
2022	4/0																											
CAR	25/1																											
C		#55 Hayden Gillum 6-3, 286, Sr.-2L Plainville, Kan. (Plainville)	<ul style="list-style-type: none">A former walk-on who has played in 24 career games but has earned his first 4 career starts to open the season.Saw time as a reserve offensive lineman last year vs. Kansas, West Virginia and LSU.A 2020 Second Team Academic All-Big 12 performer.	<table><tr><th>Year</th><th>GP/GS</th></tr><tr><td>2022</td><td>4/4</td></tr><tr><td>CAR</td><td>24/4</td></tr></table>	Year	GP/GS	2022	4/4	CAR	24/4																		
	Year	GP/GS																										
2022	4/4																											
CAR	24/4																											
		#54 Hadley Panzer 6-4, 300, So.-1L Lakin, Kan. (Lakin)	<ul style="list-style-type: none">A physical player who saw time in 9 games as a true freshman a year ago.Played exclusively at right guard last season.Rated as the 29th-best center in the Class of 2020 by 247Sports.	<table><tr><th>Year</th><th>GP/GS</th></tr><tr><td>2022</td><td>4/3</td></tr><tr><td>CAR</td><td>13/3</td></tr></table>	Year	GP/GS	2022	4/3	CAR	13/3																		
Year	GP/GS																											
2022	4/3																											
CAR	13/3																											
RG		#54 Hadley Panzer 6-4, 300, So.-1L Lakin, Kan. (Lakin)	<ul style="list-style-type: none">Has earned his first 3 career starts at RG the last 3 games.Played exclusively at right guard last season and saw time as a reserve at both center and guard in the opener vs. South Dakota.Rated as the 29th-best center in the Class of 2020 by 247Sports.	<table><tr><th>Year</th><th>GP/GS</th></tr><tr><td>2022</td><td>4/3</td></tr><tr><td>CAR</td><td>13/3</td></tr></table>	Year	GP/GS	2022	4/3	CAR	13/3																		
	Year	GP/GS																										
2022	4/3																											
CAR	13/3																											
		#75 Sam Hecht 6-4, 290, Fr.-RS Shawnee, Kan. (Mill Valley)	<ul style="list-style-type: none">Came to K-State as a walk-on and has quickly ascended up the depth chart.Played in each of the first 2 games of 2022.Earned all-state honors as both a junior and a senior.	<table><tr><th>Year</th><th>GP/GS</th></tr><tr><td>2022</td><td>2/0</td></tr><tr><td>CAR</td><td>2/0</td></tr></table>	Year	GP/GS	2022	2/0	CAR	2/0																		
Year	GP/GS																											
2022	2/0																											
CAR	2/0																											
RT		#73 Christian Duffie 6-5, 310, Sr.-3L Humble, Texas (Summer Creek)	<ul style="list-style-type: none">Has started 25-consecutive games, the longest streak on the team.Helped K-State tie for 2nd in the Big 12 with 29 rushing TDs last year, while its 4.83 yds per rush ranked 6th in school history.Started the final 8 games of the 2020 season.	<table><tr><th>Year</th><th>GP/GS</th></tr><tr><td>2022</td><td>4/4</td></tr><tr><td>CAR</td><td>29/25</td></tr></table>	Year	GP/GS	2022	4/4	CAR	29/25																		
	Year	GP/GS																										
2022	4/4																											
CAR	29/25																											
		#77 Carver Willis 6-5, 288, So.-SQ Durango, Colo. (Durango)	<ul style="list-style-type: none">Saw time in the first 2 games of 2022 after not seeing any game action a year agoPlayed in 4 games as a reserve OL in 2020, playing LT vs. Texas Tech, TCU, Iowa State and TexasRated the 86th-best OT in the nation and the 7th-best player in the state of Colorado in the Class of 2020 by 247Sports.	<table><tr><th>Year</th><th>GP/GS</th></tr><tr><td>2022</td><td>2/0</td></tr><tr><td>CAR</td><td>6/0</td></tr></table>	Year	GP/GS	2022	2/0	CAR	6/0																		
Year	GP/GS																											
2022	2/0																											
CAR	6/0																											
TE		#19 Sammy Wheeler 6-5, 241, Sr.-3L Lenexa, Kan. (St. James Academy)	<ul style="list-style-type: none">LAST GAME: Played vs. Oklahoma (9/24/22); No statsPlayed in all 13 games last year, the first full season of his career.Tallied 3 catches last year vs. WVU, including a 35-yarder on 4th and 8 to help seal the win.	<table><tr><th>Year</th><th>Rec.</th><th>Yds.</th><th>Avg</th><th>TD</th><th>LG</th></tr><tr><td>2022</td><td>2</td><td>19</td><td>9.5</td><td>0</td><td>10</td></tr><tr><td>CAR</td><td>28</td><td>382</td><td>13.6</td><td>2</td><td>58</td></tr><tr><td colspan="6">Car. Highs: Rec: 3; Yds: 58; TD: 1</td></tr></table>	Year	Rec.	Yds.	Avg	TD	LG	2022	2	19	9.5	0	10	CAR	28	382	13.6	2	58	Car. Highs: Rec: 3; Yds: 58; TD: 1					
	Year	Rec.	Yds.	Avg	TD	LG																						
2022	2	19	9.5	0	10																							
CAR	28	382	13.6	2	58																							
Car. Highs: Rec: 3; Yds: 58; TD: 1																												
		#34 Ben Sinnott (SIN-it) OR #83 Will Swanson	<ul style="list-style-type: none">SINNOTT'S LAST GAME: 4 rec, 80 yds at Oklahoma (9/24/22)SWANSON'S LAST GAME: Played at Oklahoma (9/24/22); No statsSINNOTT: Set a career high with 80 receiving yds at Oklahoma.	<table><tr><th>SINNOTT</th><th>Rec.</th><th>Yds.</th><th>Avg</th><th>TD</th><th>LG</th></tr><tr><td>2022</td><td>9</td><td>102</td><td>11.3</td><td>0</td><td>27</td></tr><tr><td>CAR</td><td>11</td><td>117</td><td>10.6</td><td>0</td><td>27</td></tr><tr><td colspan="6">Car. Highs: Rec: 4; Yds: 80</td></tr></table>	SINNOTT	Rec.	Yds.	Avg	TD	LG	2022	9	102	11.3	0	27	CAR	11	117	10.6	0	27	Car. Highs: Rec: 4; Yds: 80					
SINNOTT	Rec.	Yds.	Avg	TD	LG																							
2022	9	102	11.3	0	27																							
CAR	11	117	10.6	0	27																							
Car. Highs: Rec: 4; Yds: 80																												
QB		#9 Adrian Martinez 6-3, 225, Sr.-TR Fresno, Calif. (Univ. of Nebraska)	<ul style="list-style-type: none">LAST GAME: 21-for-34, 234 yds, TD; 21 rush, 148 yds, 4 TDs at Oklahoma (9/24/22)Accounted for 382 total yds and 5 TDs in K-State's win at No. 6 Oklahoma.Named Big 12 Off. Player of the Week and a Manning Award Star of the Week following the OU game.	<table><tr><th>Year</th><th>Cpl-Att</th><th>Pct.</th><th>Yds</th><th>TD/INT</th></tr><tr><td>2022</td><td>62-100</td><td>62.0</td><td>538</td><td>2/0</td></tr><tr><td>CAR</td><td>732-1,155</td><td>63.4</td><td>9,029</td><td>47/30</td></tr><tr><td colspan="5">Car. Highs: Cpl: 26; Att: 42; Yds: 384; TD: 3; INT: 4 2017-20 at NU</td></tr></table>	Year	Cpl-Att	Pct.	Yds	TD/INT	2022	62-100	62.0	538	2/0	CAR	732-1,155	63.4	9,029	47/30	Car. Highs: Cpl: 26; Att: 42; Yds: 384; TD: 3; INT: 4 2017-20 at NU								
	Year	Cpl-Att	Pct.	Yds	TD/INT																							
2022	62-100	62.0	538	2/0																								
CAR	732-1,155	63.4	9,029	47/30																								
Car. Highs: Cpl: 26; Att: 42; Yds: 384; TD: 3; INT: 4 2017-20 at NU																												
		#18 Will Howard 6-5, 235, Jr.-2L Downingtown, Pa. (Downingtown West)	<ul style="list-style-type: none">LAST GAME: Played vs. LSU (1/4/22); No statsHas played in 15 games with 10 starts in his first 2 seasons at K-State.Has rushed for 548 yards and 7 TDs in his career.	<table><tr><th>Year</th><th>Cpl-Att</th><th>Pct.</th><th>Yds</th><th>TD/INT</th></tr><tr><td>2022</td><td>0-0</td><td>0.0</td><td>0</td><td>0/0</td></tr><tr><td>CAR</td><td>120-223</td><td>53.8</td><td>1,510</td><td>9/11</td></tr><tr><td colspan="5">Car. Highs: Cpl: 19; Att: 37; Yds: 243; TD: 2; INT: 3</td></tr></table>	Year	Cpl-Att	Pct.	Yds	TD/INT	2022	0-0	0.0	0	0/0	CAR	120-223	53.8	1,510	9/11	Car. Highs: Cpl: 19; Att: 37; Yds: 243; TD: 2; INT: 3								
Year	Cpl-Att	Pct.	Yds	TD/INT																								
2022	0-0	0.0	0	0/0																								
CAR	120-223	53.8	1,510	9/11																								
Car. Highs: Cpl: 19; Att: 37; Yds: 243; TD: 2; INT: 3																												
FB		#44 Christian Moore 6-2, 243, So.-1L Huntington Beach, Calif. (Huntington Beach)	<ul style="list-style-type: none">LAST GAME: Played at Oklahoma (9/24/22); No statsHas played in 11 career games, including 4 last season and all 4 this year.Earned 2021 First Team Academic All-Big 12 honors.	<table><tr><th>Year</th><th>Rec.</th><th>Yds.</th><th>Avg</th><th>TD</th><th>LG</th></tr><tr><td>2022</td><td>1</td><td>4</td><td>4.0</td><td>0</td><td>4</td></tr><tr><td>CAR</td><td>1</td><td>4</td><td>4.0</td><td>0</td><td>4</td></tr><tr><td colspan="6">Car. Highs: Rec: 1; Yds: 4</td></tr></table>	Year	Rec.	Yds.	Avg	TD	LG	2022	1	4	4.0	0	4	CAR	1	4	4.0	0	4	Car. Highs: Rec: 1; Yds: 4					
	Year	Rec.	Yds.	Avg	TD	LG																						
2022	1	4	4.0	0	4																							
CAR	1	4	4.0	0	4																							
Car. Highs: Rec: 1; Yds: 4																												
		#29 Jax Dineen (duh-NEEN) 5-10, 244, Sr.-3L Lawrence, Kan. (Free State)	<ul style="list-style-type: none">LAST GAME: Played at Oklahoma (9/24/22); No statsA physical blocking fullback who is also versatile enough to catch passes and run the ball.Earned Second Team All-Big 12 accolades in 2021.	<table><tr><th>Year</th><th>Rec.</th><th>Yds.</th><th>Avg</th><th>TD</th><th>LG</th></tr><tr><td>2022</td><td>0</td><td>0</td><td>0.0</td><td>0</td><td>0</td></tr><tr><td>CAR</td><td>14</td><td>118</td><td>8.4</td><td>0</td><td>24</td></tr><tr><td colspan="6">Car. Highs: Rec: 4; Yds: 35</td></tr></table>	Year	Rec.	Yds.	Avg	TD	LG	2022	0	0	0.0	0	0	CAR	14	118	8.4	0	24	Car. Highs: Rec: 4; Yds: 35					
Year	Rec.	Yds.	Avg	TD	LG																							
2022	0	0	0.0	0	0																							
CAR	14	118	8.4	0	24																							
Car. Highs: Rec: 4; Yds: 35																												
RB		#22 Deuce Vaughn 5-6, 173, Jr.-2L Round Rock, Texas (Cedar Ridge)	<ul style="list-style-type: none">LAST GAME: 25 rush, 116 yds; 2 rec, 13 yds at Oklahoma (9/24/22)Has rushed for at least 100 yds in 15 of his 27 career agmes played.Ranks 7th in school history in rushing yds and 3rd in rushing yds per carry and rushing yds per game.	<table><tr><th>Year</th><th>Att.</th><th>Yds.</th><th>Avg</th><th>TD</th><th>LG</th></tr><tr><td>2022</td><td>87</td><td>468</td><td>5.4</td><td>3</td><td>39</td></tr><tr><td>CAR</td><td>445</td><td>2,514</td><td>5.6</td><td>28</td><td>80</td></tr><tr><td colspan="6">Car. Highs: Att: 26; Yds: 162; TD: 3</td></tr></table>	Year	Att.	Yds.	Avg	TD	LG	2022	87	468	5.4	3	39	CAR	445	2,514	5.6	28	80	Car. Highs: Att: 26; Yds: 162; TD: 3					
	Year	Att.	Yds.	Avg	TD	LG																						
2022	87	468	5.4	3	39																							
CAR	445	2,514	5.6	28	80																							
Car. Highs: Att: 26; Yds: 162; TD: 3																												
		#31 DJ Giddens 6-1, 212, Fr.-RS Junction City, Kan. (Junction City)	<ul style="list-style-type: none">LAST GAME: 2 rush, 13 yds at Oklahoma (9/24/22)Redshirted the 2021 season and did not see any game action.Rushed for 1,255 yds and 30 TDs as a senior in HS, ranking 5th in school history in yds.	<table><tr><th>Year</th><th>Att.</th><th>Yds.</th><th>Avg</th><th>TD</th><th>LG</th></tr><tr><td>2022</td><td>19</td><td>145</td><td>7.6</td><td>2</td><td>28</td></tr><tr><td>CAR</td><td>19</td><td>145</td><td>7.6</td><td>2</td><td>28</td></tr><tr><td colspan="6">Car. Highs: Att: 9; Yds: 57; TD: 1</td></tr></table>	Year	Att.	Yds.	Avg	TD	LG	2022	19	145	7.6	2	28	CAR	19	145	7.6	2	28	Car. Highs: Att: 9; Yds: 57; TD: 1					
Year	Att.	Yds.	Avg	TD	LG																							
2022	19	145	7.6	2	28																							
CAR	19	145	7.6	2	28																							
Car. Highs: Att: 9; Yds: 57; TD: 1																												
WR		#8 Phillip Brooks 5-7, 169, Jr.-2L Lee's Summit, Mo. (Lee's Summit West)	<ul style="list-style-type: none">LAST GAME: 7 rec, 56 yds at Oklahoma (9/24/22)Became the 34th player in school history with 1,000 career receiving yds during the MU game.Led the team in receiving yds last season.	<table><tr><th>Year</th><th>Rec.</th><th>Yds.</th><th>Avg</th><th>TD</th><th>LG</th></tr><tr><td>2022</td><td>11</td><td>119</td><td>10.8</td><td>0</td><td>28</td></tr><tr><td>CAR</td><td>95</td><td>1,070</td><td>11.3</td><td>5</td><td>56</td></tr><tr><td colspan="6">Car. Highs: Rec: 7; Yds: 69; TD: 1</td></tr></table>	Year	Rec.	Yds.	Avg	TD	LG	2022	11	119	10.8	0	28	CAR	95	1,070	11.3	5	56	Car. Highs: Rec: 7; Yds: 69; TD: 1					
	Year	Rec.	Yds.	Avg	TD	LG																						
2022	11	119	10.8	0	28																							
CAR	95	1,070	11.3	5	56																							
Car. Highs: Rec: 7; Yds: 69; TD: 1																												
		#16 Seth Porter 5-8, 170, Sr.-3L Friendswood, Texas (Clear Springs)	<ul style="list-style-type: none">LAST GAME: Played at Oklahoma (9/24/22); No statsHas seen action in 38 career games, primarily on special teams.A two-time First Team Academic All-Big 12 performer.	<table><tr><th>Year</th><th>Rec.</th><th>Yds.</th><th>Avg</th><th>TD</th><th>LG</th></tr><tr><td>2022</td><td>1</td><td>7</td><td>7.0</td><td>0</td><td>7</td></tr><tr><td>CAR</td><td>2</td><td>19</td><td>9.5</td><td>0</td><td>12</td></tr><tr><td colspan="6">Car. Highs: Rec: 1; Yds: 12</td></tr></table>	Year	Rec.	Yds.	Avg	TD	LG	2022	1	7	7.0	0	7	CAR	2	19	9.5	0	12	Car. Highs: Rec: 1; Yds: 12					
Year	Rec.	Yds.	Avg	TD	LG																							
2022	1	7	7.0	0	7																							
CAR	2	19	9.5	0	12																							
Car. Highs: Rec: 1; Yds: 12																												
WR		#85 Kade Warner 6-1, 204, Sr.-1L Scottsdale, Ariz. (Univ. of Nebraska)	<ul style="list-style-type: none">LAST GAME: 3 rec, 26 yds at Oklahoma (9/24/22)Hauled in his first-career TD vs. Tulane.Son of Pro Football Hall of Fame quarterback Kurt Warner.	<table><tr><th>Year</th><th>Rec.</th><th>Yds.</th><th>Avg</th><th>TD</th><th>LG</th></tr><tr><td>2022</td><td>11</td><td>86</td><td>7.8</td><td>1</td><td>21</td></tr><tr><td>CAR</td><td>55</td><td>488</td><td>8.9</td><td>1</td><td>26</td></tr><tr><td colspan="6">Car. Highs: Rec: 4; Yds: 46; TD: 1</td></tr></table>	Year	Rec.	Yds.	Avg	TD	LG	2022	11	86	7.8	1	21	CAR	55	488	8.9	1	26	Car. Highs: Rec: 4; Yds: 46; TD: 1					
	Year	Rec.	Yds.	Avg	TD	LG																						
2022	11	86	7.8	1	21																							
CAR	55	488	8.9	1	26																							
Car. Highs: Rec: 4; Yds: 46; TD: 1																												
		#3 RJ Garcia II OR #0 Jadon Jackson	<ul style="list-style-type: none">GARCIA II'S LAST GAME: 1 rec, 7 yds at Oklahoma (9/24/22)JACKSON'S LAST GAME: Played vs. Vanderbilt (11/20/21) while at Ole Miss; No statsGARCIA II: Finished prep career by tallying 1,342 yds on 71 receptions with 11 TDs.	<table><tr><th>GARCIA II</th><th>Rec.</th><th>Yds.</th><th>Avg</th><th>TD</th><th>LG</th></tr><tr><td>2022</td><td>2</td><td>24</td><td>12.0</td><td>0</td><td>17</td></tr><tr><td>CAR</td><td>3</td><td>30</td><td>10.0</td><td>0</td><td>17</td></tr><tr><td colspan="6">Car. Highs: Rec: 1; Yds: 17</td></tr></table>	GARCIA II	Rec.	Yds.	Avg	TD	LG	2022	2	24	12.0	0	17	CAR	3	30	10.0	0	17	Car. Highs: Rec: 1; Yds: 17					
GARCIA II	Rec.	Yds.	Avg	TD	LG																							
2022	2	24	12.0	0	17																							
CAR	3	30	10.0	0	17																							
Car. Highs: Rec: 1; Yds: 17																												



DE		#91 Felix Anudike-Uzomah (ann-you-DEE-kay you-ZAH-mah) 6-4, 255, Jr.-2L Kansas City, Mo. (Lee's Summit)	<ul style="list-style-type: none">LAST GAME: 4 tackles, 0.5 TFL, PD at Oklahoma (9/24/22)A Preseason All-American who is on the watch lists for the Nagurski Trophy and Bednarik Award.Ranks first nationally in career forced fumbles per gm (0.32) and 7th in sacks per gm (0.66).	<table><tr><th>Year</th><th>U-A-T</th><th>TFL-Yds.</th><th>Sk-Yds</th><th>INT</th><th>PD</th><th>F/R</th></tr><tr><td>2022</td><td>8-5-13</td><td>4.0-17</td><td>2.5-12</td><td>0</td><td>1</td><td>7/0</td></tr><tr><td>CAR</td><td>48-20-68</td><td>19.5-82</td><td>14.5-71</td><td>0</td><td>1</td><td>7/0</td></tr></table> Car. Highs: Tackles: 8; TFL: 4.0; Sacks: 4.0; PD: 1; FF: 2	Year	U-A-T	TFL-Yds.	Sk-Yds	INT	PD	F/R	2022	8-5-13	4.0-17	2.5-12	0	1	7/0	CAR	48-20-68	19.5-82	14.5-71	0	1	7/0
	Year	U-A-T	TFL-Yds.	Sk-Yds	INT	PD	F/R																		
2022	8-5-13	4.0-17	2.5-12	0	1	7/0																			
CAR	48-20-68	19.5-82	14.5-71	0	1	7/0																			
	#38 Brendan Mott OR #47 Cody Stufflebean	<ul style="list-style-type: none">MOTT'S LAST GAME: 1 tackle at Oklahoma (9/24/22)STUFFLEBEAN'S LAST GAME: 1 tackle at Oklahoma (9/24/22)MOTT: Earned his first-career start in K-State's win at No. 6 Oklahoma.	<table><tr><th>Year</th><th>U-A-T</th><th>TFL-Yds.</th><th>Sk-Yds</th><th>INT</th><th>PD</th><th>F/R</th></tr><tr><td>2022</td><td>5-2-7</td><td>2.0-21</td><td>1.0-7</td><td>0</td><td>0</td><td>0/0</td></tr><tr><td>CAR</td><td>6-2-7</td><td>2.0-21</td><td>1.0-7</td><td>0</td><td>0</td><td>0/0</td></tr></table> Car. Highs: Tackles: 2; TFL: 1.0; Sacks: 1.0	Year	U-A-T	TFL-Yds.	Sk-Yds	INT	PD	F/R	2022	5-2-7	2.0-21	1.0-7	0	0	0/0	CAR	6-2-7	2.0-21	1.0-7	0	0	0/0	
Year	U-A-T	TFL-Yds.	Sk-Yds	INT	PD	F/R																			
2022	5-2-7	2.0-21	1.0-7	0	0	0/0																			
CAR	6-2-7	2.0-21	1.0-7	0	0	0/0																			
NG		#92 Eli Huggins 6-5, 297, Sr.-3L Cumming, Ga. (West Forsyth)	<ul style="list-style-type: none">LAST GAME: 2 tackles at Oklahoma (9/24/22)An Honorable Mention All-Big 12 performer in 2021 who returns for his 6th season.Started all 13 games last season and 8 games in 2020.	<table><tr><th>Year</th><th>U-A-T</th><th>TFL-Yds.</th><th>Sk-Yds</th><th>INT</th><th>PD</th><th>F/R</th></tr><tr><td>2022</td><td>6-3-9</td><td>2.5-15</td><td>1.0-10</td><td>0</td><td>0</td><td>0/0</td></tr><tr><td>CAR</td><td>33-25-58</td><td>15.5-64</td><td>5.5-38</td><td>0</td><td>0</td><td>0/0</td></tr></table> Car. Highs: Tackles: 4; TFL: 2.0; Sacks: 1.0	Year	U-A-T	TFL-Yds.	Sk-Yds	INT	PD	F/R	2022	6-3-9	2.5-15	1.0-10	0	0	0/0	CAR	33-25-58	15.5-64	5.5-38	0	0	0/0
	Year	U-A-T	TFL-Yds.	Sk-Yds	INT	PD	F/R																		
2022	6-3-9	2.5-15	1.0-10	0	0	0/0																			
CAR	33-25-58	15.5-64	5.5-38	0	0	0/0																			
	#15 Robert Hentz II 6-2, 282, Sr.-2L Batesville, Miss. (NW Mississippi CC)	<ul style="list-style-type: none">LAST GAME: 2 tackles at Oklahoma (9/24/22)Saw action in 12 games last year.Earned 2021 Second Team Academic All-Big 12 honors.	<table><tr><th>Year</th><th>U-A-T</th><th>TFL-Yds.</th><th>Sk-Yds</th><th>INT</th><th>PD</th><th>F/R</th></tr><tr><td>2022</td><td>2-3-5</td><td>1.5-3</td><td>0.5-0</td><td>0</td><td>0</td><td>0/0</td></tr><tr><td>CAR</td><td>9-13-22</td><td>2.5-6</td><td>0.5-0</td><td>0</td><td>1</td><td>0/0</td></tr></table> Car. Highs: Tackles: 2; TFL: 1.5; Sacks: 0.5; PD: 1	Year	U-A-T	TFL-Yds.	Sk-Yds	INT	PD	F/R	2022	2-3-5	1.5-3	0.5-0	0	0	0/0	CAR	9-13-22	2.5-6	0.5-0	0	1	0/0	
Year	U-A-T	TFL-Yds.	Sk-Yds	INT	PD	F/R																			
2022	2-3-5	1.5-3	0.5-0	0	0	0/0																			
CAR	9-13-22	2.5-6	0.5-0	0	1	0/0																			
DE		#97 Nate Matlack 6-5, 245, So.-1L Olathe, Kan. (Olathe East)	<ul style="list-style-type: none">LAST GAME: Played at Oklahoma (9/24/22); No statsHas played in 17 career games with 6 starts.Earned votes for the 2021 Big 12 Defensive Freshman of the Year award.	<table><tr><th>Year</th><th>U-A-T</th><th>TFL-Yds.</th><th>Sk-Yds</th><th>INT</th><th>PD</th><th>F/R</th></tr><tr><td>2022</td><td>1-0-1</td><td>1.0-4</td><td>0.0-0</td><td>0</td><td>0</td><td>0/0</td></tr><tr><td>CAR</td><td>14-4-18</td><td>6.5-47</td><td>3.5-31</td><td>0</td><td>1</td><td>2/0</td></tr></table> Car. Highs: Tackles: 4; TFL: 2.0; Sacks: 1.0; PD: 1; FF: 1	Year	U-A-T	TFL-Yds.	Sk-Yds	INT	PD	F/R	2022	1-0-1	1.0-4	0.0-0	0	0	0/0	CAR	14-4-18	6.5-47	3.5-31	0	1	2/0
	Year	U-A-T	TFL-Yds.	Sk-Yds	INT	PD	F/R																		
2022	1-0-1	1.0-4	0.0-0	0	0	0/0																			
CAR	14-4-18	6.5-47	3.5-31	0	1	2/0																			
	#93 Jaylen Pickle 6-5, 310, Sr.-2L Cimarron, Kan. (Cimarron)	<ul style="list-style-type: none">LAST GAME: 5 tackles, 0.5 sack at Oklahoma (9/24/22)A former DT who set a career high with 5 tackles in K-State's win at No. 6 Oklahoma.Had an INT last year vs. Southern Illinois, the first by a Wildcat interior DL since 2016.	<table><tr><th>Year</th><th>U-A-T</th><th>TFL-Yds.</th><th>Sk-Yds</th><th>INT</th><th>PD</th><th>F/R</th></tr><tr><td>2022</td><td>6-4-10</td><td>2.0-4</td><td>1.5-4</td><td>0</td><td>1</td><td>0/0</td></tr><tr><td>CAR</td><td>24-13-37</td><td>3.5-7</td><td>1.5-4</td><td>1</td><td>5</td><td>0/0</td></tr></table> Car. Highs: Tackles: 5; TFL: 1.0; Sacks: 1.0; INT: 1; PD: 2	Year	U-A-T	TFL-Yds.	Sk-Yds	INT	PD	F/R	2022	6-4-10	2.0-4	1.5-4	0	1	0/0	CAR	24-13-37	3.5-7	1.5-4	1	5	0/0	
Year	U-A-T	TFL-Yds.	Sk-Yds	INT	PD	F/R																			
2022	6-4-10	2.0-4	1.5-4	0	1	0/0																			
CAR	24-13-37	3.5-7	1.5-4	1	5	0/0																			
SLB		#29 Khalid (kuh-LID) Duke 6-4, 246, Jr.-3L Atlanta, Ga. (Riverside Military Academy)	<ul style="list-style-type: none">LAST GAME: 3 tackles at Oklahoma (9/24/22)Has started all 4 games this year.Tallied sacks in each of the first 2 games of 2021 before suffering a season-ending injury.	<table><tr><th>Year</th><th>U-A-T</th><th>TFL-Yds.</th><th>Sk-Yds</th><th>INT</th><th>PD</th><th>F/R</th></tr><tr><td>2022</td><td>9-2-11</td><td>0.0-0</td><td>0.0-0</td><td>0</td><td>0</td><td>0/0</td></tr><tr><td>CAR</td><td>34-16-50</td><td>8.0-44</td><td>5.0-35</td><td>0</td><td>1</td><td>0/1</td></tr></table> Car. Highs: Tackles: 9; TFL: 2.0; Sacks: 1.0; PD: 1	Year	U-A-T	TFL-Yds.	Sk-Yds	INT	PD	F/R	2022	9-2-11	0.0-0	0.0-0	0	0	0/0	CAR	34-16-50	8.0-44	5.0-35	0	1	0/1
	Year	U-A-T	TFL-Yds.	Sk-Yds	INT	PD	F/R																		
2022	9-2-11	0.0-0	0.0-0	0	0	0/0																			
CAR	34-16-50	8.0-44	5.0-35	0	1	0/1																			
	#32 Desmond Purnell 5-11, 214, Fr.-RS Topeka, Kan. (Hayden)	<ul style="list-style-type: none">LAST GAME: 2 tackles, 0.5 TFL at Oklahoma (9/24/22)Scored an a 17-yd blkd punt return against South Dakota.Originally came in as a safety but moved to LB during K-State's switch to the 3-3-5.	<table><tr><th>Year</th><th>U-A-T</th><th>TFL-Yds.</th><th>Sk-Yds</th><th>INT</th><th>PD</th><th>F/R</th></tr><tr><td>2022</td><td>2-3-5</td><td>1.0-0</td><td>0.0-0</td><td>0</td><td>0</td><td>0/0</td></tr><tr><td>CAR</td><td>2-3-5</td><td>1.0-0</td><td>0.0-0</td><td>0</td><td>0</td><td>0/0</td></tr></table> Car. Highs: Tackles: 3; TFL: 0.5	Year	U-A-T	TFL-Yds.	Sk-Yds	INT	PD	F/R	2022	2-3-5	1.0-0	0.0-0	0	0	0/0	CAR	2-3-5	1.0-0	0.0-0	0	0	0/0	
Year	U-A-T	TFL-Yds.	Sk-Yds	INT	PD	F/R																			
2022	2-3-5	1.0-0	0.0-0	0	0	0/0																			
CAR	2-3-5	1.0-0	0.0-0	0	0	0/0																			
MLB		#22 Daniel Green 6-3, 242, Sr.-3L Portland, Ore. (Madison)	<ul style="list-style-type: none">LAST GAME: 4 tackles at Oklahoma (9/24/22)Had INTs vs. Missouri and Tulane, including one he returned 49 yds in the latter.His 49-yd return was longest by a Wildcat since 2013 and longest by a linebacker since 2008.	<table><tr><th>Year</th><th>U-A-T</th><th>TFL-Yds.</th><th>Sk-Yds</th><th>INT</th><th>PD</th><th>F/R</th></tr><tr><td>2022</td><td>12-4-16</td><td>1.5-2</td><td>0.0-0</td><td>2</td><td>3</td><td>0/0</td></tr><tr><td>CAR</td><td>126-51-177</td><td>26.5-92</td><td>7.5-37</td><td>2</td><td>8</td><td>1/3</td></tr></table> Car. Highs: Tackles: 13; TFL: 3.0; Sacks: 1.5; PD: 2; FF: 1; FR: 1	Year	U-A-T	TFL-Yds.	Sk-Yds	INT	PD	F/R	2022	12-4-16	1.5-2	0.0-0	2	3	0/0	CAR	126-51-177	26.5-92	7.5-37	2	8	1/3
	Year	U-A-T	TFL-Yds.	Sk-Yds	INT	PD	F/R																		
2022	12-4-16	1.5-2	0.0-0	2	3	0/0																			
CAR	126-51-177	26.5-92	7.5-37	2	8	1/3																			
	#52 Nick Allen 6-0, 220, Sr.-3L Overland Park, Kan. (Blue Valley SW)	<ul style="list-style-type: none">LAST GAME: 2 tackles at Oklahoma (9/24/22)Tallied an INT vs. Missouri, the first of his career.Teamed with Daniel Green to give K-State 2 linebackers with INTs in the same game since 2015.	<table><tr><th>Year</th><th>U-A-T</th><th>TFL-Yds.</th><th>Sk-Yds</th><th>INT</th><th>PD</th><th>F/R</th></tr><tr><td>2022</td><td>3-2-5</td><td>0.0-0</td><td>0.0-0</td><td>1</td><td>1</td><td>0/0</td></tr><tr><td>CAR</td><td>24-6-30</td><td>0.5-1</td><td>0.0-0</td><td>1</td><td>2</td><td>0/0</td></tr></table> Car. Highs: Tackles: 10; TFL: 0.5; PD: 1; INT: 1; FR: 1	Year	U-A-T	TFL-Yds.	Sk-Yds	INT	PD	F/R	2022	3-2-5	0.0-0	0.0-0	1	1	0/0	CAR	24-6-30	0.5-1	0.0-0	1	2	0/0	
Year	U-A-T	TFL-Yds.	Sk-Yds	INT	PD	F/R																			
2022	3-2-5	0.0-0	0.0-0	1	1	0/0																			
CAR	24-6-30	0.5-1	0.0-0	1	2	0/0																			
WLB		#41 Austin Moore 6-1, 217, Jr.-2L Louisburg, Kan. (Louisburg)	<ul style="list-style-type: none">LAST GAME: 9 tackles, 0.5 sack at Oklahoma (9/24/22)Leads team in tackles after starting the first 4 games of 2022, and has started 5 career games.Ranks 6th in the Big 12 in TFLs and 9th in tackles.	<table><tr><th>Year</th><th>U-A-T</th><th>TFL-Yds.</th><th>Sk-Yds</th><th>INT</th><th>PD</th><th>F/R</th></tr><tr><td>2022</td><td>17-11-28</td><td>5.0-11</td><td>1.5-6</td><td>0</td><td>0</td><td>0/0</td></tr><tr><td>CAR</td><td>32-18-50</td><td>8.0-15</td><td>1.5-6</td><td>0</td><td>0</td><td>0/0</td></tr></table> Car. Highs: Tackles: 9; TFL: 2.0; Sacks: 1.0	Year	U-A-T	TFL-Yds.	Sk-Yds	INT	PD	F/R	2022	17-11-28	5.0-11	1.5-6	0	0	0/0	CAR	32-18-50	8.0-15	1.5-6	0	0	0/0
	Year	U-A-T	TFL-Yds.	Sk-Yds	INT	PD	F/R																		
2022	17-11-28	5.0-11	1.5-6	0	0	0/0																			
CAR	32-18-50	8.0-15	1.5-6	0	0	0/0																			
	#31 Jake Clifton OR #27 Gavin Forsha (for-SHAY)	<ul style="list-style-type: none">CLIFTON'S LAST GAME: Played at Oklahoma (9/24/22); No statsFORSHA'S LAST GAME: Played at Oklahoma (9/24/22); No statsCLIFTON: Viewed as the 85th-best outside LB for the Class of 2022 by ESPN.	<table><tr><th>Year</th><th>U-A-T</th><th>TFL-Yds.</th><th>Sk-Yds</th><th>INT</th><th>PD</th><th>F/R</th></tr><tr><td>2022</td><td>4-0-4</td><td>0.0-0</td><td>0.0-0</td><td>0</td><td>0</td><td>0/0</td></tr><tr><td>CAR</td><td>4-0-4</td><td>0.0-0</td><td>0.0-0</td><td>0</td><td>0</td><td>0/0</td></tr></table> Car. Highs: Tackles: 4	Year	U-A-T	TFL-Yds.	Sk-Yds	INT	PD	F/R	2022	4-0-4	0.0-0	0.0-0	0	0	0/0	CAR	4-0-4	0.0-0	0.0-0	0	0	0/0	
Year	U-A-T	TFL-Yds.	Sk-Yds	INT	PD	F/R																			
2022	4-0-4	0.0-0	0.0-0	0	0	0/0																			
CAR	4-0-4	0.0-0	0.0-0	0	0	0/0																			
CB		#23 Julius Brents 6-4, 202, Sr.-1L Indianapolis, Ind. (Univ. of Iowa)	<ul style="list-style-type: none">LAST GAME: 9 tackles, PD at Oklahoma (9/24/22)Set a new career high with 9 tackles in K-State's win at No. 6 Oklahoma.A Preseason All-Big 12 pick who is on the watch list for the Jim Thorpe Award.	<table><tr><th>Year</th><th>U-A-T</th><th>TFL-Yds.</th><th>Sk-Yds</th><th>INT</th><th>PD</th><th>F/R</th></tr><tr><td>2022</td><td>13-6-19</td><td>1.0-0</td><td>0.0-0</td><td>0</td><td>1</td><td>0/0</td></tr><tr><td>CAR</td><td>63-22-85</td><td>4.0-5</td><td>0.0-0</td><td>2</td><td>9</td><td>0/0</td></tr></table> Car. Highs: Tackles: 9; TFL: 1.0; INT: 1; PD: 3 2018-20 grad news	Year	U-A-T	TFL-Yds.	Sk-Yds	INT	PD	F/R	2022	13-6-19	1.0-0	0.0-0	0	1	0/0	CAR	63-22-85	4.0-5	0.0-0	2	9	0/0
	Year	U-A-T	TFL-Yds.	Sk-Yds	INT	PD	F/R																		
2022	13-6-19	1.0-0	0.0-0	0	1	0/0																			
CAR	63-22-85	4.0-5	0.0-0	2	9	0/0																			
	#4 Omar Daniels 6-0, 178, Fr.-RS Moultrie, Ga. (Colquitt County)	<ul style="list-style-type: none">LAST GAME: Played at Oklahoma (9/24/22); No statsPlayed in K-State's win over LSU in the Texas Bowl as he held on to his redshirt.Viewed as the 76th-best cornerback in the Class of 2021 by ESPN and No. 86 by 247Sports.	<table><tr><th>Year</th><th>U-A-T</th><th>TFL-Yds.</th><th>Sk-Yds</th><th>INT</th><th>PD</th><th>F/R</th></tr><tr><td>2022</td><td>1-0-1</td><td>0.0-0</td><td>0.0-0</td><td>0</td><td>0</td><td>0/0</td></tr><tr><td>CAR</td><td>2-0-2</td><td>0.0-0</td><td>0.0-0</td><td>0</td><td>0</td><td>0/0</td></tr></table> Car. Highs: Tackles: 1	Year	U-A-T	TFL-Yds.	Sk-Yds	INT	PD	F/R	2022	1-0-1	0.0-0	0.0-0	0	0	0/0	CAR	2-0-2	0.0-0	0.0-0	0	0	0/0	
Year	U-A-T	TFL-Yds.	Sk-Yds	INT	PD	F/R																			
2022	1-0-1	0.0-0	0.0-0	0	0	0/0																			
CAR	2-0-2	0.0-0	0.0-0	0	0	0/0																			
SS		#2 Kobe Savage 5-11, 206, Jr.-TR Paris, Texas (Tyler JC)	<ul style="list-style-type: none">LAST GAME: 11 tackles at Oklahoma (9/24/22)Tied for 9th nationally and tops in the Big 12 with 2 INTs.Totaled 11 tackles in K-State's win at No. 6 OU, earning Big 12 Newcomer of the Week honors.	<table><tr><th>Year</th><th>U-A-T</th><th>TFL-Yds.</th><th>Sk-Yds</th><th>INT</th><th>PD</th><th>F/R</th></tr><tr><td>2022</td><td>19-4-23</td><td>1.0-4</td><td>0.0-0</td><td>2</td><td>2</td><td>0/0</td></tr><tr><td>CAR</td><td>19-4-23</td><td>1.0-4</td><td>0.0-0</td><td>2</td><td>2</td><td>0/0</td></tr></table> Car. Highs: Tackles: 11; TFL: 1.0; INT: 1; PD: 1	Year	U-A-T	TFL-Yds.	Sk-Yds	INT	PD	F/R	2022	19-4-23	1.0-4	0.0-0	2	2	0/0	CAR	19-4-23	1.0-4	0.0-0	2	2	0/0
	Year	U-A-T	TFL-Yds.	Sk-Yds	INT	PD	F/R																		
2022	19-4-23	1.0-4	0.0-0	2	2	0/0																			
CAR	19-4-23	1.0-4	0.0-0	2	2	0/0																			
	#7 TJ Smith 5-10, 190, So.-1L Powder Springs, Ga. (McEachern)	<ul style="list-style-type: none">LAST GAME: 3 tackles at Oklahoma (9/24/22)A 7-game starter a year ago who ranked 8th on the team in tackles.Bookended the regular season with picks vs. both Stanford and Texas.	<table><tr><th>Year</th><th>U-A-T</th><th>TFL-Yds.</th><th>Sk-Yds</th><th>INT</th><th>PD</th><th>F/R</th></tr><tr><td>2022</td><td>7-1-8</td><td>0.0-0</td><td>0.0-0</td><td>0</td><td>1</td><td>0/0</td></tr><tr><td>CAR</td><td>41-13-54</td><td>0.0-0</td><td>0.0-0</td><td>2</td><td>5</td><td>0/1</td></tr></table> Car. Highs: Tackles: 7; INT: 1; PD: 1	Year	U-A-T	TFL-Yds.	Sk-Yds	INT	PD	F/R	2022	7-1-8	0.0-0	0.0-0	0	1	0/0	CAR	41-13-54	0.0-0	0.0-0	2	5	0/1	
Year	U-A-T	TFL-Yds.	Sk-Yds	INT	PD	F/R																			
2022	7-1-8	0.0-0	0.0-0	0	1	0/0																			
CAR	41-13-54	0.0-0	0.0-0	2	5	0/1																			
JACK OR		#21 Drake Cheatum 5-10, 191, Sr.-TR Mesquite, Texas (Prairie View A&M)	<ul style="list-style-type: none">LAST GAME: 5 tackles at Oklahoma (9/24/22)Playing in his 5th season of college football after transferring in from Prairie View A&M.Earned 2021 HBCU All-America accolades.	<table><tr><th>Year</th><th>U-A-T</th><th>TFL-Yds.</th><th>Sk-Yds</th><th>INT</th><th>PD</th><th>F/R</th></tr><tr><td>2022</td><td>6-6-12</td><td>0.0-0</td><td>0.0-0</td><td>0</td><td>2</td><td>0/0</td></tr><tr><td>CAR</td><td>125-104-229</td><td>10.5-34</td><td>0.0-0</td><td>9</td><td>25</td><td>0/1</td></tr></table> Car. Highs: Tackles: 14; TFL: 1.5; INT: 2; PD: 3; FR: 1	Year	U-A-T	TFL-Yds.	Sk-Yds	INT	PD	F/R	2022	6-6-12	0.0-0	0.0-0	0	2	0/0	CAR	125-104-229	10.5-34	0.0-0	9	25	0/1
	Year	U-A-T	TFL-Yds.	Sk-Yds	INT	PD	F/R																		
2022	6-6-12	0.0-0	0.0-0	0	2	0/0																			
CAR	125-104-229	10.5-34	0.0-0	9	25	0/1																			
	#9 Cincere (sin-SEER) Mason 6-0, 215, Sr.-1L Atlanta, Ga. (Kennesaw State)	<ul style="list-style-type: none">LAST GAME: 1 tackle at Oklahoma (9/24/22)Tied for 9th in the nation and tops in the Big 12 with 2 INTs.Returning for a 6th season after sustaining a season-ending injury last year vs. West Virginia.	<table><tr><th>Year</th><th>U-A-T</th><th>TFL-Yds.</th><th>Sk-Yds</th><th>INT</th><th>PD</th><th>F/R</th></tr><tr><td>2022</td><td>6-0-6</td><td>0.0-0</td><td>0.0-0</td><td>2</td><td>3</td><td>0/0</td></tr><tr><td>CAR</td><td>72-32-104</td><td>7.0-19</td><td>0.0-0</td><td>7</td><td>19</td><td>1/3</td></tr></table> Car. Highs: Tackles: 7; TFL: 1.5; INT: 1; PD: 3; FF: 1; FR: 1	Year	U-A-T	TFL-Yds.	Sk-Yds	INT	PD	F/R	2022	6-0-6	0.0-0	0.0-0	2	3	0/0	CAR	72-32-104	7.0-19	0.0-0	7	19	1/3	
Year	U-A-T	TFL-Yds.	Sk-Yds	INT	PD	F/R																			
2022	6-0-6	0.0-0	0.0-0	2	3	0/0																			
CAR	72-32-104	7.0-19	0.0-0	7	19	1/3																			
FS		#1 Josh Hayes 6-0, 189, Sr.-TR Lakeland, Fla. (Univ. of Virginia)	<ul style="list-style-type: none">LAST GAME: 8 tackles, 0.5 TFL at Oklahoma (9/24/22)Transferred to K-State after playing at Virginia (2021) and North Dakota State (2017-20).Spent the 2017 and 2018 seasons at NDSU playing under Chris Klieman and Joe Klanderman.	<table><tr><th>Year</th><th>U-A-T</th><th>TFL-Yds.</th><th>Sk-Yds</th><th>INT</th><th>PD</th><th>F/R</th></tr><tr><td>2021</td><td>7-5-15</td><td>2.5-8</td><td>0.0-0</td><td>0</td><td>1</td><td>0/0</td></tr><tr><td>CAR</td><td>90-58-148</td><td>6.0-12</td><td>0.0-0</td><td>2</td><td>22</td><td>2/0</td></tr></table> Car. Highs: Tackles: 9; TFL: 2.0; INT: 1; PD: 3; FR: 1	Year	U-A-T	TFL-Yds.	Sk-Yds	INT	PD	F/R	2021	7-5-15	2.5-8	0.0-0	0	1	0/0	CAR	90-58-148	6.0-12	0.0-0	2	22	2/0
	Year	U-A-T	TFL-Yds.	Sk-Yds	INT	PD	F/R																		
2021	7-5-15	2.5-8	0.0-0	0	1	0/0																			
CAR	90-58-148	6.0-12	0.0-0	2	22	2/0																			
	#19 VJ Payne 6-3, 192, Fr.-HS Gainesville, Ga. (Buford)	<ul style="list-style-type: none">LAST GAME: 1 tackle at Oklahoma (9/24/22)First true FR Wildcat to start a season opener since 2006 when he started vs. South Dakota.Rated as a linebacker by 247Sports, which placed him at No. 80 in the Class of 2022.	<table><tr><th>Year</th><th>U-A-T</th><th>TFL-Yds.</th><th>Sk-Yds</th><th>INT</th><th>PD</th><th>F/R</th></tr><tr><td>2022</td><td>1-1-2</td><td>0.0-0</td><td>0.0-0</td><td>0</td><td>0</td><td>0/0</td></tr><tr><td>CAR</td><td>1-1-2</td><td>0.0-0</td><td>0.0-0</td><td>0</td><td>0</td><td>0/0</td></tr></table> Car. Highs: Tackles: 1	Year	U-A-T	TFL-Yds.	Sk-Yds	INT	PD	F/R	2022	1-1-2	0.0-0	0.0-0	0	0	0/0	CAR	1-1-2	0.0-0	0.0-0	0	0	0/0	
Year	U-A-T	TFL-Yds.	Sk-Yds	INT	PD	F/R																			
2022	1-1-2	0.0-0	0.0-0	0	0	0/0																			
CAR	1-1-2	0.0-0	0.0-0	0	0	0/0																			
CB		#25 Ekow Boye-Doe (ECK-oh BOY-doe) 6-0, 171, Sr.-3L Lawrence, Kan. (Lawrence)	<ul style="list-style-type: none">LAST GAME: 4 tackles at Oklahoma (9/24/22)Has started 25 career games, including each of the last 17 contests.Was only targeted on 40 pass attempts in 2021.	<table><tr><th>Year</th><th>U-A-T</th><th>TFL-Yds.</th><th>Sk-Yds</th><th>INT</th><th>PD</th><th>F/R</th></tr><tr><td>2022</td><td>7-1-8</td><td>0.0-0</td><td>0.0-0</td><td>0</td><td>2</td><td>0/0</td></tr><tr><td>CAR</td><td>41-15-56</td><td>3.0-5</td><td>0.0-0</td><td>0</td><td>11</td><td>0/0</td></tr></table> Car. Highs: Tackles: 5; TFL: 1.0; PD: 2	Year	U-A-T	TFL-Yds.	Sk-Yds	INT	PD	F/R	2022	7-1-8	0.0-0	0.0-0	0	2	0/0	CAR	41-15-56	3.0-5	0.0-0	0	11	0/0
	Year	U-A-T	TFL-Yds.	Sk-Yds	INT	PD	F/R																		
2022	7-1-8	0.0-0	0.0-0	0	2	0/0																			
CAR	41-15-56	3.0-5	0.0-0	0	11	0/0																			
	#0 Jordan Wright OR #10 Jacob Parrish	<ul style="list-style-type: none">WRIGHT'S LAST GAME: Played vs. South Dakota (9/3/22); No statsPARRISH'S LAST GAME: Played at Oklahoma (9/24/22); No statsWRIGHT: Earned all-region during the 2021 season at Fullerton College.	<table><tr><th>Year</th><th>U-A-T</th><th>TFL-Yds.</th><th>Sk-Yds</th><th>INT</th><th>PD</th><th>F/R</th></tr><tr><td>2022</td><td>1-0-1</td><td>0.0-0</td><td>0.0-0</td><td>0</td><td>0</td><td>0/0</td></tr><tr><td>CAR</td><td>1-0-1</td><td>0.0-0</td><td>0.0-0</td><td>0</td><td>0</td><td>0/0</td></tr></table> Car. Highs: Tackles: 1	Year	U-A-T	TFL-Yds.	Sk-Yds	INT	PD	F/R	2022	1-0-1	0.0-0	0.0-0	0	0	0/0	CAR	1-0-1	0.0-0	0.0-0	0	0	0/0	
Year	U-A-T	TFL-Yds.	Sk-Yds	INT	PD	F/R																			
2022	1-0-1	0.0-0	0.0-0	0	0	0/0																			
CAR	1-0-1	0.0-0	0.0-0	0	0	0/0																			



FG		#17 Chris Tennant 6-5, 220, So.-1L Shawnee, Kan. (Mill Valley)	<ul style="list-style-type: none">LAST GAME AT PK: 2-for-2 FG, 5-for-5 XP at Oklahoma (9/24/22)Took over place kicking duties over the final 5 regular-season games.The first K-State true FR to make a FG since 2001 (Joe Rheem).	<table><tr><th>YEAR</th><th>FGM-A</th><th>Pct.</th><th>LG</th><th>XPM-A</th><th>Pct.</th></tr><tr><td>2022</td><td>5-7</td><td>71.4</td><td>37</td><td>14-16</td><td>87.5</td></tr><tr><td>CAR</td><td>10-15</td><td>66.7</td><td>51</td><td>30-32</td><td>93.8</td></tr></table> Car. Highs: FG: 2; XP: 5	YEAR	FGM-A	Pct.	LG	XPM-A	Pct.	2022	5-7	71.4	37	14-16	87.5	CAR	10-15	66.7	51	30-32	93.8
	YEAR	FGM-A	Pct.	LG	XPM-A	Pct.																
2022	5-7	71.4	37	14-16	87.5																	
CAR	10-15	66.7	51	30-32	93.8																	
	#8 Ty Zentner 6-2, 200, Sr.-2L Topeka, Kan. (Butler CC)	<ul style="list-style-type: none">LAST GAME AT PK: 0-for-1 FG, 6-for-6 XP vs. LSU (1/4/22)Made all 6 XP but missed a 54-yd attempt in the Texas Bowl last year vs. LSU.Rated the best junior college kicker in the Class of 2019 by ESPN.	<table><tr><th>YEAR</th><th>FGM-A</th><th>Pct.</th><th>LG</th><th>XPM-A</th><th>Pct.</th></tr><tr><td>2022</td><td>0-0</td><td>0.0</td><td>0</td><td>0-0</td><td>0.0</td></tr><tr><td>CAR</td><td>0-1</td><td>0.0</td><td>0</td><td>6-6</td><td>100.0</td></tr></table> Car. Highs: XP: 6	YEAR	FGM-A	Pct.	LG	XPM-A	Pct.	2022	0-0	0.0	0	0-0	0.0	CAR	0-1	0.0	0	6-6	100.0	
YEAR	FGM-A	Pct.	LG	XPM-A	Pct.																	
2022	0-0	0.0	0	0-0	0.0																	
CAR	0-1	0.0	0	6-6	100.0																	
HLD		#43 Jack Blumer 6-3, 203, Sr.-2L Marysville, Kan. (Marysville)	<ul style="list-style-type: none">Has held for all FG and PAT attempts since the beginning of 2021.																			
		#8 Ty Zentner 6-2, 200, Sr.-2L Topeka, Kan. (Butler CC)	<ul style="list-style-type: none">Has not held during his time at K-State.																			
SNP		#42 Randen Plattner 6-3, 233, Sr.-3L Parkville, Mo. (Park Hill)	<ul style="list-style-type: none">Has served as the primary long snapper on both field goals/extra points and punts each of the last 2 seasons.On the watch list for the Patrick Mannelly Award, which goes to the nation's top long snapper.A three-time First Team Academic All-Big 12 honoree.	<table><tr><th>Year</th><th>Games</th></tr><tr><td>2022</td><td>4</td></tr><tr><td>CAR</td><td>39</td></tr></table>	Year	Games	2022	4	CAR	39												
	Year	Games																				
2022	4																					
CAR	39																					
	#45 Mason Olguin 6-0, 230, So.-TR Edmond, Okla. (Dodge City CC)	<ul style="list-style-type: none">Came to K-State after playing the 2021 season at Dodge City CC.Rated the No. 1 available transfer long snapper by Kohl's Snapping.																				
P		#8 Ty Zentner 6-2, 200, Sr.-2L Topeka, Kan. (Butler CC)	<ul style="list-style-type: none">LAST GAME PUNTING: 5 punts, 47.4-yd avg, 2 in20 at Oklahoma (9/24/22)Leads the Big 12 and ranks 10th nationally in punting average.Ranks 2nd in school history in career punting average.	<table><tr><th>Year</th><th>Punts</th><th>Yds.</th><th>Avg</th><th>LG</th><th>I20</th></tr><tr><td>2022</td><td>20</td><td>923</td><td>46.2</td><td>66</td><td>8</td></tr><tr><td>CAR</td><td>87</td><td>3,762</td><td>43.2</td><td>66</td><td>38</td></tr></table> Car. Highs: Punts: 7; Avg: 55.7; in20: 4	Year	Punts	Yds.	Avg	LG	I20	2022	20	923	46.2	66	8	CAR	87	3,762	43.2	66	38
	Year	Punts	Yds.	Avg	LG	I20																
2022	20	923	46.2	66	8																	
CAR	87	3,762	43.2	66	38																	
	#43 Jack Blumer 6-3, 203, Sr.-2L Marysville, Kan. (Marysville)	<ul style="list-style-type: none">LAST GAME PUNTING: 1 punt, 45 yds, 1 in20 vs. LSU (1/4/22)Shared punting duties throughout the 2020 season.Forced 14 fair catches on 24 attempts in 2020.	<table><tr><th>Year</th><th>Punts</th><th>Yds.</th><th>Avg</th><th>LG</th><th>I20</th></tr><tr><td>2021</td><td>1</td><td>45</td><td>45.0</td><td>45</td><td>1</td></tr><tr><td>CAR</td><td>25</td><td>982</td><td>39.3</td><td>54</td><td>4</td></tr></table> Car. Highs: Punts: 3; Avg: 44.7; in20: 1	Year	Punts	Yds.	Avg	LG	I20	2021	1	45	45.0	45	1	CAR	25	982	39.3	54	4	
Year	Punts	Yds.	Avg	LG	I20																	
2021	1	45	45.0	45	1																	
CAR	25	982	39.3	54	4																	
KO		#8 Ty Zentner 6-2, 200, Sr.-2L Topeka, Kan. (Butler CC)	<ul style="list-style-type: none">LAST GAME AT KO: 7 KO, 62.9-yd avg, 5 TB at Oklahoma (9/24/22)Has served as the primary kickoff man since 2020.Totalled 36 touchbacks on his 67 kickoffs (53.7%) in 2021, the most by a Wildcat since 2004.	<table><tr><th>Year</th><th>No.</th><th>Yards</th><th>Avg.</th><th>TB</th></tr><tr><td>2022</td><td>23</td><td>1,443</td><td>62.7</td><td>13</td></tr><tr><td>CAR</td><td>158</td><td>9,658</td><td>61.1</td><td>93</td></tr></table> Car. Highs: KO: 9; Avg: 65.0; TB: 6	Year	No.	Yards	Avg.	TB	2022	23	1,443	62.7	13	CAR	158	9,658	61.1	93			
	Year	No.	Yards	Avg.	TB																	
2022	23	1,443	62.7	13																		
CAR	158	9,658	61.1	93																		
	#17 Chris Tennant 6-5, 220, So.-1L Shawnee, Kan. (Mill Valley)	<ul style="list-style-type: none">LAST GAME AT KO: 1 KO, 10.0-yd avg vs. Iowa State (10/16/21)Attempted an on-side kick last season vs. Iowa State.	<table><tr><th>Year</th><th>No.</th><th>Yards</th><th>Avg.</th><th>TB</th></tr><tr><td>2021</td><td>1</td><td>10</td><td>10.0</td><td>0</td></tr><tr><td>CAR</td><td>1</td><td>10</td><td>10.0</td><td>0</td></tr></table> Car. Highs: KO: 1; Avg: 10.0	Year	No.	Yards	Avg.	TB	2021	1	10	10.0	0	CAR	1	10	10.0	0				
Year	No.	Yards	Avg.	TB																		
2021	1	10	10.0	0																		
CAR	1	10	10.0	0																		
KOR		#4 Malik Knowles 6-3, 200, Sr.-3L Mansfield, Texas (Lake Ridge)	<ul style="list-style-type: none">LAST GAME RETURNING: 1 ret, 58 yds at Oklahoma (9/24/22)A 2021 All-American at KR who is tied for 4th in K-State history in KOR TDs and avg, and 6th in yds.Ranks 2nd nationally among active players in career KOR TDs and is 4th in avg.	<table><tr><th>Year</th><th>Ret.</th><th>Yds.</th><th>Avg</th><th>TD</th><th>LG</th></tr><tr><td>2022</td><td>3</td><td>101</td><td>33.7</td><td>0</td><td>58</td></tr><tr><td>CAR</td><td>41</td><td>1,200</td><td>29.3</td><td>3</td><td>100</td></tr></table> Car. Highs: Ret: 5; Yds: 134; TD: 1	Year	Ret.	Yds.	Avg	TD	LG	2022	3	101	33.7	0	58	CAR	41	1,200	29.3	3	100
	Year	Ret.	Yds.	Avg	TD	LG																
2022	3	101	33.7	0	58																	
CAR	41	1,200	29.3	3	100																	
	#8 Phillip Brooks 5-7, 169, Jr.-2L Lee's Summit, Mo. (Lee's Summit West)	<ul style="list-style-type: none">LAST GAME RETURNING: 2 ret, 24 yds at Texas (11/26/21)Had best season as a KR in 2019, averaging 22.7 yds on 12 returns.	<table><tr><th>Year</th><th>Ret.</th><th>Yds.</th><th>Avg</th><th>TD</th><th>LG</th></tr><tr><td>2021</td><td>4</td><td>62</td><td>15.5</td><td>0</td><td>31</td></tr><tr><td>CAR</td><td>27</td><td>540</td><td>20.0</td><td>0</td><td>44</td></tr></table> Car. Highs: Ret: 4; Yds: 76	Year	Ret.	Yds.	Avg	TD	LG	2021	4	62	15.5	0	31	CAR	27	540	20.0	0	44	
Year	Ret.	Yds.	Avg	TD	LG																	
2021	4	62	15.5	0	31																	
CAR	27	540	20.0	0	44																	
PR		#8 Phillip Brooks 5-7, 169, Jr.-2L Lee's Summit, Mo. (Lee's Summit West)	<ul style="list-style-type: none">LAST GAME RETURNING: 1 ret, 76 yds, TD vs. Missouri (9/10/22)Returned a punt 76 yds for a TD vs. Missouri, the by a Wildcat since 2018.Ranks 1st nationally among active players in career PR TDs and PR avg.	<table><tr><th>Year</th><th>Ret.</th><th>Yds.</th><th>Avg</th><th>TD</th><th>LG</th></tr><tr><td>2022</td><td>1</td><td>76</td><td>76.0</td><td>1</td><td>76</td></tr><tr><td>CAR</td><td>31</td><td>549</td><td>17.7</td><td>4</td><td>76</td></tr></table> Car. Highs: Ret: 5; Yds: 134; TD: 1	Year	Ret.	Yds.	Avg	TD	LG	2022	1	76	76.0	1	76	CAR	31	549	17.7	4	76
	Year	Ret.	Yds.	Avg	TD	LG																
2022	1	76	76.0	1	76																	
CAR	31	549	17.7	4	76																	
	#4 Malik Knowles 6-3, 200, Sr.-3L Mansfield, Texas (Lake Ridge)	<ul style="list-style-type: none">Has not returned a punt during his time at K-State.																				

IN-SEASON BIRTHDAYS

Several Wildcats celebrate their birthdays during the 2022 regular season. Below is a list of those players and coaches in addition to the game days for reference.

AUGUST

22 – Jake Clifton (2003)
22 – Jalen Klemm (2003)
26 – DJ Giddens (2003)
28 – Cartez Crook-Jones (1999)

SEPTEMBER

3 – SOUTH DAKOTA
5 – Jackson Smith (2001)
5 – Leyton Simmering (2003)
10 – MISSOURI
12 – Jake Huggins (1998)
14 – Konner Fox (2000)
15 – Erik Pizarro (2000)
17 – TULANE
19 – Collin Klein

19 – Phillip Brooks (1999)

19 – Mason Olguin (2001)

23 – TJ Smith (2001)

24 – AT OKLAHOMA STATE

24 – Will Howard (2001)

25 – Gabe Hoover (2000)

27 – Chris Klieman

29 – Kade Warner (1998)

OCTOBER

1 – TEXAS TECH

1 – Jaylen Carter (2001)

1 – Christian Moore (2001)

8 – AT IOWA STATE

9 – Jadon Jackson (2000)

20 – Hayden Gillum (1999)

22 – AT TCU

26 – Jairus Kennedy (2001)

28 – KT Leveston (1999)

28 – Ozzie Hoffer (2002)

29 – OKLAHOMA STATE

NOVEMBER

2 – Deuce Vaughn (2001)

4 – Ekow Boye-Doe (1999)

5 – TEXAS

5 – Nick Allen (1999)

8 – Buddy Wyatt

12 – BAYLOR

14 – Nickendre Stiger (2001)

14 – Andrew Leingang (2002)

14 – Evan Cantu (2003)

16 – Adryan Lara (2003)

19 – AT WEST VIRGINIA

19 – Witt Mitchum (2001)

20 – Joe Hall III (2003)

23 – Gavin Meyers (2003)

24 – Omar Daniels (2002)

26 – KANSAS

29 – Titus Tuiasosopo (2001)

29 – Donovan Rieman (2003)

30 – Garrett Oakley (2003)



ADRIAN MARTINEZ

6-3 • 225 • Sr.-TR
Fresno, Calif. • Univ. of Nebraska

- ★ Big 12 Offensive Player of the Week (OU)
- ★ Manning Award Star of the Week (OU)
- ★ Davey O'Brien Great 8 List (OU)
- ★ Johnny Unitas Golden Arm Award watch list
- ★ Senior Bowl watch list

• Earned Big 12 Offensive Player of the Week and Manning Award Star of the Week honors following his performance at Oklahoma in which he accounted for 382 yds of total offense and 5 TDs.

• Rushed for 148 yds and a career-high 4 TDs vs. the Sooners, the most rushing scores by a Wildcat since Skylar Thompson vs. OU in 2019.

• Led the Wildcats to 509 yds of total offense, their most since the 2019 Bowling Green game (521 yds) and most in a Big 12 game since the 2014 Texas Tech game (535 yds).

• Teamed with Deuce Vaughn (116 yds) to give K-State two 100-yd rushers in the same game for the first time since the 2017 Cactus Bowl vs. UCLA and the first time in a Big 12 game since the 2017 Oklahoma contest.

• Started K-State's 2022 season opener, the first FBS transfer QB to start a season opener since Matt Miller in 1994 (Texas A&M)... Miller sat out the 1993 season due to NCAA transfer rules, making Martinez the first to transfer and start the next year's season opener.

• Ranks in the top 10 nationally among active players in 27 career categories, including ranking first in rushing attempts by a quarterback (568), 2nd in rushing yds by a QB (2,599), tied for 2nd in rushing TDs (41), 3rd in total offense (11,628) and 4th points per game among non-kickers (5.9).

• Also ranks highly in total plays (3rd; 1,723), passing yards (6th; 9,029), completions (7th; 732), attempts (8th; 1,155), total offense per game (11th; 270.4) and passing yards per attempt (12th; 7.82)

• The only QB in the nation with at least 9,000 passing yards and 2,000 rushing yards in a career.

• Played in 39 games with 38 starts over the previous 4 years at Nebraska, setting the Husker career records for total offense, completion, 300-yd total offense games, 400-yd total offense games and 250-yd passing games.

• The first player in Nebraska history with four 1,000-yard passing seasons.

• The first Nebraska QB and only the 4th in Big Ten history with four 500-yd rushing seasons.

• An All-Big Ten selection in both 2018 and 2021.

• Ranked highly in many statistical categories in 2021, placing 5th in passing yards per completion (15.15), 6th in passing yards per attempt (9.36), 13th in total offense (308.0), 20th in passing yards per game (260.3), 24th – and 3rd among quarterbacks – in rushing TDs (13) and 25th in points responsible for per game (14.9).

• Set the school record for total offense per game for a season in 2021, while he was 5th in NU history in total offense (3,388), 6th in passing yards and 9th in completions.

• Excels in the classroom and community as he was a three-time Academic All-Big Ten selection, finalist for the 2021 Arthur Ashe Jr. Sports Scholar of the Year award and semifinalist for the 2021 Jason Witten Collegiate Man of the Year award.

9

GAME HIGHS	COMPLETIONS				PASSING TOUCHDOWNS				RUSHING YARDS			
	2022.....	11/11	224-347-8	2,617	17	2022.....	11/11	224-347-8	2022.....	11/11	224-347-8	2,617
	Career.....	26	at Iowa (11/23/18)			Career.....	3	four times	Career.....	157	at Rutgers (12/18/20)	
	ATTEMPTS				LONG PASS				RUSHING TOUCHDOWNS			
	2022.....	334	at Oklahoma (9/24)			2022.....	28	vs. Missouri (9/10)	2022.....	4	at Oklahoma (9/24)	
	Career.....	42	twice			Career.....	75	twice	Career.....	4	at Oklahoma (9/24/22)	
	PASSING YARDS				RUSHING ATTEMPTS				LONG RUSH			
	2022.....	234	at Oklahoma (9/24)			2022.....	21	at Oklahoma (9/24)	2022.....	55	at Oklahoma (9/24)	
	Career.....	384	at Wisconsin (10/6/18)			Career.....	23	at Rutgers (12/18/20)	Career.....	75	at Illinois (8/28/21)	

PASSING	GP/S	Cmp-Att-Int	Yds	TD	Long	Perc.	Eff.	RUSHING	Att	Yds	TD	Long	Avg/C
2018	11/11	224-347-8	2,617	17	75	64.6	139.5		140	629	8	53	4.5
2019	10/10	149-251-9	1,956	10	75	59.4	130.8		144	626	7	56	4.4
2020	7/6	108-151-3	1,055	4	38	71.5	135.0		91	521	7	41	5.7
2021	11/11	189-306-10	2,863	14	72	61.8	148.9		133	525	13	75	4.0
2022	4/4	62-100-0	538	2	28	62.0	113.8		60	298	6	55	5.0
TOTAL	43/42	732-1,155-30	9,029	47	75	63.4	137.3		568	2,599	41	75	4.6

MARTINEZ'S GAME-BY-GAME STATISTICS

	2018	Opponent	Result	PASSING							RUSHING			
				C-A-I	Pct.	Yds	TD	Long	Eff		Att	Yds	TD	Long
Sept. 8		Colorado*	L, 28-33	15-20-1	75.0	187	1	57	160.04		15	117	2	41
Sept. 22		at Michigan*	L, 10-56	7-15-1	46.7	22	0	32	45.63		7	-12	0	15
Sept. 29		Purdue*	L, 28-42	25-42-1	59.5	323	2	33	135.08		18	91	0	23
Oct. 6		at Wisconsin*	L, 24-41	24-42-0	54.8	384	2	75	147.28		13	57	1	28
Oct. 13		at Northwestern*	L, 31-34 (ot)	25-35-2	71.4	251	1	42	129.67		13	37	0	13
Oct. 20		Minnesota*	W, 53-28	25-29-0	86.2	276	3	67	200.29		15	125	1	53
Nov. 27		Bethune-Cookman*	W, 45-9	15-22-1	68.2	213	2	40	170.42		2	-7	0	0
Nov. 3		at Ohio State*	L, 31-36	22-33-0	66.7	266	1	46	144.38		20	72	2	24
Nov. 10		Illinois*	W, 54-35	24-34-1	70.6	290	3	37	165.47		13	55	1	30
Nov. 17		Michigan State*	W, 9-6	16-37-0	43.2	145	0	35	76.16		7	18	0	17
Nov. 23		at Iowa*	L, 28-31	26-38-1	68.4	260	2	35	138.00		17	76	1	18
2019		Opponent	Result	C-A-I	Pct.	Yds	TD	Long	Eff		Att	Yds	TD	Long
Aug. 31		South Alabama*	W, 35-21	13-22-1	59.1	178	0	42	117.96		13	6	0	10
Sept. 7		at Colorado*	L, 31-34 (ot)	16-26-1	61.5	290	2	75	172.92		18	66	2	17
Sept. 14		Northern Illinois*	W, 44-8	16-27-0	59.3	257	2	41	163.66		11	44	1	11
Sept. 21		at Illinois*	W, 42-38	22-34-0	64.7	328	3	0	174.86		18	118	0	4
Sept. 28		Ohio State*	L, 7-48	8-17-3	47.1	47	0	10	34.99		15	81	0	56
Oct. 5		Northwestern*	W, 13-10	13-20-0	65.0	145	0	0	125.90		9	26	0	8
Nov. 2		at Purdue*	L, 27-31	22-39-1	56.4	247	0	1	104.48		12	58	2	21
Nov. 16		Wisconsin*	L, 21-37	13-23-1	56.5	220	1	1	142.52		16	89	1	45
Nov. 23		at Maryland*	W, 54-7	16-25-1	64.0	194	2	1	147.58		10	94	1	30
Nov. 29		Iowa*	L, 24-27	10-18-1	55.6	50	0	1	67.78		21	44	0	8
2020		Opponent	Result	C-A-I	Pct.	Yds	TD	Long	Eff		Att	Yds	TD	Long
Oct. 24		at Ohio State*	L, 17-52	12-15-0	80.0	105	0	26	138.80		13	85	1	39
Nov. 7		at Northwestern*	L, 13-21	12-27-1	44.4	125	0	28	75.93		13	102	0	28
Nov. 21		Illinois	L, 23-41	3-4-0	75.0	43	1	0	245.70		2	8	0	13
Nov. 27		at Iowa*	L, 20-26	18-20-0	90.0	174	0	28	163.08		12	28	1	18
Dec. 5		at Purdue*	W, 37-27	23-30-0	76.7	242	1	47	155.43		13	45	2	15
Dec. 12		Minnesota*	L, 17-24	16-27-0	59.3	111	1	22	106.01		15	96	1	24
Dec. 18		at Rutgers*	W, 28-21	24-28-2	85.7	255	1	38	159.7		23	157	2	41
2021		Opponent	Result	C-A-I	Pct.	Yds	TD	Long	Eff		Att	Yds	TD	Long
Aug. 28		at Illinois*	L, 22-30	16-32-0	50.0	232	1	43	121.21		17	111	1	75
Sept. 4		Fordham*	W, 52-7	17-23-0	73.9	254	1	32	181.03		8	33	2	19
Sept. 11		Buffalo*	W, 28-3	13-19-0	68.4	242	2	68	210.15		9	112	0	71
Sept. 18		at Oklahoma*	L, 16-23	19-25-1	76.0	289	1	55	178.30		17	34	1	10
Sept. 25		at Michigan State*	L, 20-23 (ot)	24-34-1	70.59	244	0	24	124.99		21	72	2	45
Oct. 2		Northwestern*	W, 56-7	11-17-0	64.7	202	1	70	183.93		8	50	3	25
Oct. 9		Michigan*	L, 29-32	18-28-1	64.3	291	3	46	179.80		8	38	1	20
Oct. 16		at Minnesota*	L, 23-30	18-33-0	54.5	241	1	40	125.89		8	-17	0	4
Oct. 30		Purdue*	L, 23-28	14-29-4	48.3	269	2	43	121.37		10	18	1	6
Nov. 6		Ohio State*	L, 17-26	16-31-1	51.6	248	1	1	123.01		18	51	1	21
Nov. 20		at Wisconsin*	L, 28-35	23-35-2	65.7	351	1	2	147.95		9	23	1	19
2022		Opponent	Result	C-A-I	Pct.	Yds	TD	Long	Eff		Att	Yds	TD	Long
Sept. 3		South Dakota*	W, 34-0	11-15-0	73.3	53	0	10	103.0		13	39	1	17
Sept. 10		Missouri*	W, 40-12	9-20-0	45.0	101	0	28	87.4		13	52	1	16
Sept. 17		Tulane*	L, 10-17	21-31-0	67.7	150	1	21	119.0		13	59	0	11
Sept. 24		at Oklahoma*	W, 41-34	21-34-0	61.8	234	1	27	129.3		21	148	4	55

* Game Started



DEUCE VAUGHN

5-6 • 176 • Jr.-2L • Round Rock, Texas • Cedar Ridge

- Ranks 8th nationally and tops in the Big 12 through 3 games of 2022 with 117.0 rushing yds per game.
- Has tallied a 100-yd rushing game in 15 of his 27 career games, with 14 of those coming within his last 19 contests.
- Teamed with Adrian Martinez (148 yds) to give K-State two 100-yd rushers in the same game since the 2017 Cactus Bowl and the first in a Big 12 game since the 2017 Oklahoma contest.
- Saw a streak of 9-straight games with a rushing TD come to an end vs. Tulane, the 5th-longest streak in school history and longest by a Wildcat since current offensive coordinator and then-quarterback **Collin Klein** did so in each of the final 12 games of the 2012 season.
 - Also had an 8-game streak with 100 rushing yards come to an end vs. the Green Wave, the second-longest streak in school history (Darren Sproles, 10 games, 10/5/02-8/23/03).
- Ranks first nationally among all active non-kickers in career points per game (7.6), while he ranks 2nd in career all-purpose yards per game (133.70), 6th total TDs scored (34), 8th in rushing yards per game (93.1), 9th in rushing yards per carry (5.6), and 9th rushing TDs (28).
 - Has hauled in 86 career receptions, the 3rd most in school history among running backs.
 - Ranks 2nd nationally among active running backs over the 2020 through 2022 seasons with 951 receiving yards.
 - Ranks 2nd nationally among active players over the 2020 and 2022 seasons with 128.3 scrimmage yds (rushing plus receiving) per game.
 - Tied for 8th in Big 12 history in scrimmage yds per touch (6.5).
 - Tied for 9th all-time among Big 12 running backs with 6 receiving TDs.
- Ranked in the top 10 in school history in 11 career categories, which can be found on page 53.
- Ranks 7th in school history with 2,514 career rushing yds, while he is tied for 6th with 28 rushing TDs.
 - Has two of the seven 100-yard receiving games by a running back/fullback in school history.
 - Trying to become the first player in school history – and 10th in Big 12 history – with 2,000 rushing yards and 1,000 receiving yards in a career... Would be just the second player in Big 12 history to accomplish the feat prior to the end of his junior year (Taurean Henderson, Texas Tech).
- Ranks 2nd in receiving yards (951) in school history among running backs/fullbacks.
- Ranks 5th in school history in all-purpose yds per game (133.7) and total all-purpose yds (3,610).
- The only player in school history to reach 3,000 all-purpose yards prior to the end of his sophomore year.
- Is 8 points shy of entering the school's career top-10 list.
- Was the 5th fastest player in school history to 1,000 career rushing yards (183rd attempt).
- Was the 11th player in school history to be named a Consensus All-American when he earned the nod in 2021.
- Earned 2021 First Team All-America honors as an all-purpose player from the Associated Press and as an athlete from *Sporting News*.
- One of five finalists for the 2021 Earl Campbell Tyler Rose Award and one of 10 semifinalists for the 2021 Doak Walker Award.
- Named the 2021 Big 12 Offensive Player of the Year by Pro Football Focus.
 - One of three players in the nation in 2021 with 1,000 rushing yards and 400 receiving yards.
 - Ranked fourth nationally with 22 total touchdowns last year, while he was fifth in points per game (10.2), sixth in all-purpose yards per game (144.0), eighth in rushing touchdowns (18), and ninth in both total rushing yards (1,404) and rushing yards per game (108.0).
 - Ranked 10th nationally in 2021 in total points scored (132) but fourth among non-kickers.
 - Tied for 5th in the nation but second among Power 5 players last year with 59 touches that went for 10 or more yards, as 20.8% of his 284 touches went for at least 10 yards.
 - Voted a team captain for the 2022 season.

VAUGHN'S 2022 HONORS

- ★ First Team Preseason All-American (Associated Press, Athlon, ESPN, Phil Steele, Pro Football Focus, Sports Illustrated, 247Sports)
- ★ Maxwell Award watch list
- ★ Walter Camp Player of the Year Award watch list
- ★ Doak Walker Award watch list
- ★ Earl Campbell Tyler Rose Award watch list
- ★ Preseason All-Big 12 (media)

VAUGHN'S GAME-BY-GAME RUSHING

Date	Opponent	No	Yds	TD	LG
9/12/20	ARKANSAS STATE	12	47	1	19
9/26/20	at Oklahoma*	8	35	1	28
10/3/20	TEXAS TECH*	16	113	1	22
10/10/20	at TCU	14	43	0	10
10/24/20	KANSAS*	11	71	1	24
10/31/20	at West Virginia*	9	22	0	7
11/7/20	OKLAHOMA STATE	17	40	0	10
11/21/20	at Iowa State*	7	44	0	23
11/28/20	at Baylor*	19	102	1	38
12/5/20	TEXAS*	10	125	2	31
9/4/21	vs. Stanford*	13	124	1	59
9/11/21	SOUTHERN ILLINOIS*	26	120	3	16
9/18/21	NEVADA*	23	127	1	14
9/25/21	at Oklahoma State*	13	22	0	7
10/2/21	OKLAHOMA*	15	51	0	13
10/16/21	IOWA STATE*	18	99	0	22
10/23/21	at Texas Tech*	15	52	2	12
10/30/21	TCU*	20	109	2	42
11/6/21	at Kansas*	11	162	3	80
11/13/21	WEST VIRGINIA*	25	121	1	38
11/20/21	BAYLOR*	11	128	1	65
11/25/21	at Texas*	24	143	1	20
1/4/22	vs. LSU*	21	146	3	48
9/3/22	SOUTH DAKOTA*	18	126	1	39
9/10/22	MISSOURI*	24	145	2	29
9/17/22	TULANE*	20	81	0	26
9/24/22	at Oklahoma*	25	116	0	22

* denotes game started; **Bold Italics** denotes career high

VAUGHN'S GAME-BY-GAME RECEIVING

Date	Opponent	No	Yds	TD	LG
9/12/20	ARKANSAS STATE	1	24	0	24
9/26/20	at Oklahoma*	4	129	0	77
10/3/20	TEXAS TECH*	3	81	1	70
10/10/20	at TCU	1	45	0	45
10/24/20	KANSAS*	4	81	0	36
10/31/20	at West Virginia*	2	1	0	5
11/7/20	OKLAHOMA STATE	1	5	0	5
11/21/20	at Iowa State*	2	4	0	6
11/28/20	at Baylor*	3	19	1	8
12/5/20	TEXAS*	4	45	0	20
9/4/21	vs. Stanford*	2	12	0	6
9/11/21	SOUTHERN ILLINOIS*	2	1	0	5
9/18/21	NEVADA*	1	16	0	16
9/25/21	at Oklahoma State*	5	73	1	55
10/2/21	OKLAHOMA*	10	104	1	33
10/16/21	IOWA STATE*	3	28	0	19
10/23/21	at Texas Tech*	7	68	1	26
10/30/21	TCU*	2	49	0	41
11/6/21	at Kansas*	6	70	0	23
11/13/21	WEST VIRGINIA*	2	6	0	13
11/20/21	BAYLOR*	5	37	0	13
11/25/21	at Texas*	2	7	0	8
1/4/22	vs. LSU*	2	-3	1	2
9/3/22	SOUTH DAKOTA*	1	2	0	2
9/10/22	MISSOURI*	1	4	0	4
9/17/22	TULANE*	8	30	0	8
9/24/22	at Oklahoma*	2	13	0	7

* denotes game started; **Bold Italics** denotes career high

VAUGHN'S CAREER RUSHING STATS

YEAR	G/S	NO	YDS	AVG	TD	LG
2020	10/7	123	642	5.2	7	38
2021	13/13	235	1,404	6.0	18	80
2022	4/4	87	468	5.4	3	39
TOTAL	27/24	445	2,514	5.6	28	80

VAUGHN'S CAREER RECEIVING STATS

YEAR	G/S	NO	YDS	AVG	TD	LG
2020	10/7	25	434	17.4	2	77
2021	13/13	49	468	9.6	4	55
2022	4/4	12	49	4.1	0	8
TOTAL	27/24	86	951	11.1	6	77



FELIX ANUDIKE-UZOMAH

6-4 • 225 • Jr.-2L • Kansas City, Mo. (Lee's Summit)



- Ranks first nationally among active players in forced fumbles per game (0.32), while he is 7th in sacks per game (0.66).
- Also ranks 20th in the nation among active players with 0.89 tackles for loss per game.
- Sits 2 forced fumbles shy of tying the school's career record and one away from entering the top 5.
- Is 4.0 sacks away from entering K-State's career top-10 list.
- One of the top defensive players in the nation in 2021 who earned Third Team All-America honors from Phil Steele and was a First Team All-Big 12 performer by both the league's coaches and Associated Press.
- Also earned votes for 2021 Big 12 Defensive Player of the Year from the coaches.
- Tied for the national lead in forced fumbles per game (0.46) in 2021, while he ranked 11th nationally and second in the Big 12 in sacks per game (0.85).
- Ranked 2nd in the nation last year among sophomores in sacks to Alabama's Will Anderson Jr.
- His 11.0 total sacks in 2021 tied for 5th in school history overall and tied for 2nd by a sophomore.
- His 6 total forced fumbles a year ago tied the school record.
- Finished 4th on the team in 2021 with 52 tackles, including 14.5 tackles for loss to rank second on the team, as 27.9% of his total stops resulted in a loss.
- Tied a school record with 4.0 sacks against TCU last year, a mark that was originally set by Chris Johnson at Missouri in 2000.
- Had 2.0 sacks against TCU taken away due to fumbles that were recovered on K-State's side of the original line of scrimmage... If he had finished with 6.0 sacks, it would have tied the FBS single-game record.
- Had sacks on 3-straight defensive snaps against TCU, the final 2 plays of the first half and the first defensive play of the second half.
- Also posted a career-high 8 tackles against the Horned Frogs, bettering his previous career high of 7 set earlier in the season at Oklahoma State.
- Was named the Walter Camp National Defensive Player of the Week, Bednarik Award Player of the Week, Bronko Nagurski Trophy Player of the Week and Big 12 Defensive Player of the Week following his outing against the Horned Frogs.
- Tallied 2 forced fumbles against the Horned Frogs, a feat he also accomplished against Southern Illinois.
- One of only 3 players in the nation to have 2 forced fumbles in 2 different games during the 2021 season.
- Had 3.0 sacks against Southern Illinois as he was the first player in school history to have 3.0-sack games twice in one season.
- Tallied a safety at Texas Tech by tackling a running back in the end zone, the Wildcats' first safety via a tackle in the end zone since 2005.
- His safety against the Red Raiders came with K-State trailing, 24-10, and gave the Wildcats life in a game in which they came back to win, 25-24, and vaulted them to their four-game winning streak.

ANUDIKE-UZOMAH'S GAME-BY-GAME STATS

Date	Opponent	UA-AT-TT	TFL	SACK	INT	PD	F/R
10/10/20	at TCU	2-0-2	0.0-0	0.0-0	0	0	0/0
10/24/20	KANSAS	1-0-1	1.0-7	1.0-7	0	0	0/0
9/4/21	vs. Stanford*	1-0-1	0.0-0	0.0-0	0	0	0/0
9/11/21	S. ILLINOIS*	5-0-5	3.0-14	3.0-14	0	0	2/0
9/18/21	NEVADA*	1-1-2	0.0-0	0.0-0	0	0	0/0
9/25/21	at Oklahoma St.*	3-4-7	1.0-2	1.0-2	0	0	0/0
10/2/21	OKLAHOMA*	2-2-4	1.0-4	1.0-4	0	0	0/0
10/16/21	IOWA STATE*	4-1-5	0.5-0	0.0-0	0	0	0/0
10/23/21	at Texas Tech*	3-2-5	2.0-11	1.0-8	0	0	0/0
10/30/21	TCU*	8-0-8	4.0-20	4.0-20	0	0	2/0
11/6/21	at Kansas*	1-1-2	1.5-4	1.0-4	0	0	1/0
11/13/21	WEST VIRGINIA*	2-1-3	1.0-2	0.0-0	0	0	1/0
11/20/21	BAYLOR*	3-2-5	0.5-1	0.0-0	0	0	0/0
11/25/21	at Texas*	3-0-3	0.0-0	0.0-0	0	0	0/0
1/4/22	vs. LSU*	1-1-2	0.0-0	0.0-0	0	0	0/0
9/3/22	SOUTH DAKOTA*	3-0-3	2.0-8	1.0-4	0	0	1/0
9/10/22	MISSOURI*	2-1-3	0.5-1	0.5-1	0	0	0/0
9/17/22	TULANE*	3-0-3	1.0-7	1.0-7	0	0	0/0
9/24/22	at Oklahoma*	0-4-4	0.5-1	0.0-0	0	1	0/0

Bold Italics denotes career high

ANUDIKE-UZOMAH'S CAREER STATS

Year	G/S	UA-AT-TT	TFL	SACK	INT	PD	F/R
2020	5/0	3-0-3	1.0-7	1.0-7	0	0	0/0
2021	13/13	37-15-52	14.5-58	11.0-52	0	0	6/0
2022	4/4	8-5-13	4.0-17	2.5-12	0	1	1/0
TOTAL	22/17	48-20-68	19.5-82	14.5-71	0	1	7/0

ANUDIKE-UZOMAH'S 2022 HONORS

- ★ Bronko Nagurski Trophy watch list
- ★ Chuck Bednarik Award watch list
- ★ Lombardi Award watch list
- ★ Second Team Preseason All-American (Athlon, 247Sports)
- ★ Third Team Preseason All-American (Phil Steele, PFF)
- ★ Preseason All-Big 12 (media)



JOSH HAYES

S • 6-0 • 189 • Sr.-TR
Lakeland, Fla. • Univ. of Virginia

- A cornerback throughout his college career who switched to safety.
- Ranks 4th nationally among active player in career games played (58).
- Transferred to K-State after playing in 3 games – and preserving his redshirt – in 2021 at Virginia.
- Played the 2017-21 seasons at North Dakota State, the first two under **Chris Klieman** and **Joe Klanderma**.
- Won national championships at NDSU in 2017, 2018 and 2019.

HAYES' GAME-BY-GAME STATS

Date	Opponent	UA-AT-TT	TFL	SACK	INT	PD	F/R
9/2/17	MISS. VALLEY ST.	0-2-2	0.0-0	0.0-0	0	1	0/0
9/23/17	ROBERT MORRIS	1-0-1	0.0-0	0.0-0	0	0	0/0
10/7/17	at Indiana State	2-0-2	0.0-0	0.0-0	0	0	0/0
11/11/17	SOUTH DAKOTA	2-0-2	0.0-0	0.0-0	0	1	0/0
12/2/17	SAN DIEGO	0-3-3	0.0-0	0.0-0	0	0	0/0
12/15/17	SAM HOUSTON ST.	2-0-2	0.0-0	0.0-0	0	1	0/0
1/6/18	vs. James Madison*	3-0-3	0.0-0	0.0-0	0	0	1/0
9/1/18	CAL POLY	1-2-3	0.0-0	0.0-0	0	0	0/0
9/22/18	DELAWARE	0-2-2	0.0-0	0.0-0	0	0	0/0
10/6/18	at Northern Iowa	5-1-6	0.0-0	0.0-0	0	0	0/0
10/13/18	at Western Illinois	5-1-6	0.0-0	0.0-0	0	0	0/0
10/20/18	ILLINOIS STATE	1-0-1	0.0-0	0.0-0	0	0	0/0
10/27/18	at South Dakota	1-0-1	0.0-0	0.0-0	0	0	0/0
11/3/18	YOUNGSTOWN ST.*	4-0-4	0.0-0	0.0-0	0	1	0/0
11/17/18	S. ILLINOIS	0-1-1	0.0-0	0.0-0	0	0	0/0
12/8/18	COLGATE	0-0-0	0.0-0	0.0-0	0	1	0/0
12/14/18	SOUTH DAKOTA ST.	2-0-2	0.0-0	0.0-0	0	0	0/0
1/5/19	vs. E. Washington	1-1-2	1.0-1	0.0-0	0	1	0/0
8/31/19	vs. Butler*	4-1-5	0.0-0	0.0-0	0	2	0/0
9/7/19	NORTH DAKOTA*	2-3-5	0.0-0	0.0-0	0	0	0/0
9/14/19	at Delaware*	2-1-3	0.0-0	0.0-0	0	0	0/0
9/21/19	UC DAVIS*	4-5-9	0.5-1	0.0-0	0	2	0/0
10/5/19	at Illinois State*	0-0-0	0.0-0	0.0-0	0	1	0/0
10/12/19	NORTHERN IOWA*	4-2-6	0.0-0	0.0-0	0	3	1/0
10/19/19	MISSOURI STATE*	1-0-1	0.0-0	0.0-0	0	0	0/0
10/26/19	at South Dakota St.*	6-0-6	0.0-0	0.0-0	1	2	0/0
11/2/19	at Youngstown St.*	2-1-3	0.0-0	0.0-0	0	0	0/0
11/9/19	WESTERN ILLINOIS*	2-1-3	0.0-0	0.0-0	1	1	0/0
11/16/19	SOUTH DAKOTA*	2-0-2	0.0-0	0.0-0	0	0	0/0
11/23/19	at Southern Illinois*	2-1-3	0.0-0	0.0-0	0	0	0/0
12/7/19	NICHOLLS*	3-2-5	0.0-0	0.0-0	0	0	0/0
12/14/19	ILLINOIS STATE*	0-1-1	0.0-0	0.0-0	0	0	0/0
1/11/20	vs. James Madison*	5-2-7	1.5-5	0.0-0	0	1	0/0
10/3/20	C. ARKANSAS*	0-1-1	0.0-0	0.0-0	0	0	0/0
2/21/21	YOUNGSTOWN ST.*	2-3-5	0.0-0	0.0-0	0	1	0/0
2/27/21	at Southern Illinois*	3-4-7	0.0-0	0.0-0	0	1	0/0
3/6/21	at Missouri State*	3-1-4	0.0-0	0.0-0	0	1	0/0
3/13/21	ILLINOIS STATE*	4-3-7	0.0-0	0.0-0	0	0	0/0
3/20/21	NORTH DAKOTA*	1-5-6	0.5-1	0.0-0	0	0	0/0
10/9/21	at Louisville	1-0-1	0.0-0	0.0-0	0	0	0/0
9/10/22	MISSOURI*	3-1-4	2.0-7	0.0-0	0	0	0/0
9/17/22	TULANE*	3-1-4	0.0-0	0.0-0	0	1	0/0
9/24/22	at Oklahoma*	2-6-8	0.5-1	0.0-0	0	0	0/0

2017-20 Seasons at North Dakota State; 2021 Season at Virginia

*denotes game started; **Bold Italics** denotes career high

HAYES' CAREER STATS

Year	G/S	UA-AT-TT	TFL	SACK	INT	PD	F/R
2017*	15/1	10-5-15	0.0-0	0.0-0	0	3	1/0
2018*	15/2	20-8-28	1.0-1	0.0-0	0	3	0/0
2019*	16/16	39-20-59	2.0-2	0.0-0	2	12	1/0
2020*	6/6	13-17-30	0.5-1	0.0-0	0	3	0/0
2021^	3/3	1-0-1	0.0-0	0.0-0	0	0	0/0
2022	3/0	7-8-15	2.5-8	0.0-0	0	1	0/0
TOTAL	58/28	90-58-148	6.0-12	0.0-0	2	22	2/0

*at North Dakota State | ^at Virginia



KOBE SAVAGE

S • 5-11 • 206 • Jr.-TR
Paris, Texas • Tyler JC

- ★ Big 12 Newcomer Player of the Week (Oklahoma)

- A big-hitting safety who transferred from Tyler JC prior to 2022 spring practices.
- Named the Big 12 Newcomer of the Week after leading the team with 11 tackles in K-State's win at No. 6 Oklahoma.
- Picked off a pass vs. Missouri and Tulane, ranking 9th in the nation and tops in the Big 12 in total INTs.
- Teamed with **Daniel Green** to give K-State the same two players with picks in the same consecutive games since 2014 (Dante Barnett and Randall Evans vs. West Virginia and Kansas).
- Viewed as the 38th-best overall community-college prospect and 5th-best community-college safety by ESPN.
- Played 2 seasons at Tyler, including the 2021 campaign when he earned Second Team NJCAA All-America honors.

SAVAGE'S GAME-BY-GAME STATS

Date	Opponent	UA-AT-TT	TFL	SACK	INT	PD	F/R
9/3/22	SOUTH DAKOTA*	2-0-2	1.0-4	0.0-0	0	0	0/0
9/10/22	MISSOURI*	2-1-3	0.0-0	0.0-0	1	1	0/0
9/17/22	TULANE*	7-0-7	0.0-0	0.0-0	1	1	0/0
9/24/22	at Oklahoma*	8-3-11	0.0-0	0.0-0	0	0	0/0

*denotes game started; **Bold Italics** denotes career high

SAVAGE'S CAREER STATS

Year	G/S	UA-AT-TT	TFL	SACK	INT	PD	F/R
2022	4/4	19-4-23	1.0-4	0.0-0	2	2	0/0
TOTAL	4/4	19-4-23	1.0-4	0.0-0	2	2	0/0



RJ GARCIA II

WR • 6-0 • 172 • Fr.-RS
Land O'Lakes, Fla. • Berkeley Prep

- A young WR who got his feet wet by playing in 3 games last year as he preserved his redshirt.
- Concluded his prep career with 1,342 yds on 71 catches with 11 TDs.
- Also played basketball at Berkeley Prep under his dad, Renaldo Garcia, who was starting guard for the Florida basketball team, helping the Gators earn their first SEC Championship in 1989.

GARCIA II'S GAME-BY-GAME RECEIVING

Date	Opponent	No	Yds	TD	LG
11/6/21	at Kansas	1	6	0	6
9/3/22	SOUTH DAKOTA	1	17	0	17
9/24/22	at Oklahoma	1	7	0	7

Bold Italics denotes career high

GARCIA II'S GAME-BY-GAME RUSHING

Date	Opponent	No	Yds	TD	LG
11/6/21	at Kansas	1	3	0	3
11/13/21	WEST VIRGINIA	1	-3	0	0

Bold Italics denotes career high

GARCIA II'S CAREER RECEIVING STATS

YEAR	G/S	NO	YDS	AVG	TD	LG
2021	3/0	1	6	6.0	0	6
2022	4/0	2	24	12.0	0	17
TOTAL	7/0	3	30	10.0	0	17

GARCIA II'S CAREER RUSHING STATS

YEAR	G/S	NO	YDS	AVG	TD	LG
2021	3/0	2	0	0.0	0	3
TOTAL	7/0	2	0	0.0	0	3



MALIK KNOWLES

WR • 6-3 • 200 • Sr.-3L
Mansfield, Texas • Lake Ridge

- On the watch lists for the Paul Hornung Award and 2022 Senior Bowl.
- Currently tied for 4th in school history in kickoff-return TDs (3), ranked 4th in kickoff-return avg (29.9) and 6th in yds (1,200).
- Also ranks 8th in TD receptions (13), while he is one of 34 players in school history with 1,000 career receiving yds (1,286) and one of 33 players with 2,000 or more career all-purpose yards (2,837).
- Tied for 2nd nationally among active players in career kickoff-return TDs, while he ranks 4th in kickoff-return avg.
- Took a jet sweep on the first offensive play of the 2022 season 75 yds for a TD... That score came 10 seconds into the game, the fastest TD in school history.
- It was the second 75-yard TD run of his career, the other being at Baylor in 2020, and tied for the 12th-longest run in school history.
- One of just two players in school history with TDs of at least 70 yds on a run (2020 at Baylor and 2022 vs. South Dakota – 75 yds), catch (2020 at Texas – 70 yds) and kickoff return (three times) in a career, joining Brandon Banks (2008-09).
- Finished 2nd nationally with two kickoff-return TDs last year, while his 33.1-yard avg ranked 4th in the country as he earned Second Team All-America honors from Phil Steele.

KNOWLES' GAME-BY-GAME RECEIVING

Date	Opponent	No	Yds	TD	LG
10/27/18	at Oklahoma	3	25	0	14
11/3/18	at TCU	2	19	1	21
11/17/18	TEXAS TECH*	5	56	1	18
8/31/19	NICHOLLS*	3	26	0	10
9/7/19	BOWLING GREEN*	5	99	2	34
9/14/19	at Mississippi State*	1	12	0	12
10/5/19	BAYLOR*	1	5	0	5
10/19/19	TCU	3	48	0	33
10/26/19	OKLAHOMA	2	34	0	23
11/2/19	at Kansas	1	7	0	7
11/9/19	at Texas	3	94	1	70
11/16/19	WEST VIRGINIA*	3	25	0	14
12/31/19	vs. Navy*	5	47	0	14
9/12/20	ARKANSAS STATE*	1	27	0	27
10/3/20	TEXAS TECH*	1	7	0	7
10/24/20	KANSAS*	1	8	0	8
10/31/20	at West Virginia	1	35	1	35
11/7/20	OKLAHOMA STATE*	2	16	0	18
11/28/20	at Baylor*	1	16	0	16
12/5/20	TEXAS*	6	95	2	29
9/4/21	vs. Stanford*	2	13	0	10
9/11/21	SOUTHERN ILLINOIS*	4	112	0	50
9/25/21	at Oklahoma State*	3	26	0	12
10/2/21	OKLAHOMA*	5	21	0	16
10/16/21	IOWA STATE*	3	46	1	20
10/23/21	at Texas Tech*	1	8	0	8
10/30/21	TCU*	3	21	0	15
11/6/21	at Kansas*	3	94	1	68
11/20/21	BAYLOR*	1	48	0	48



11/25/21	at Texas	1	10	0	10
1/4/22	vs. LSU*	3	42	2	25
9/3/22	SOUTH DAKOTA*	3	14	0	7
9/10/22	MISSOURI*	2	26	0	18
9/17/22	TULANE*	5	52	0	19
9/24/22	at Oklahoma*	4	52	1	25

* denotes game started; **Bold Italics** denotes career high

KNOWLES' GAME-BY-GAME RUSHING

Date	Opponent	No	Yds	TD	LG
9/7/19	BOWLING GREEN*	1	12	0	12
9/14/19	at Mississippi State*	2	12	0	7
11/23/19	TEXAS TECH*	3	44	0	23
12/31/19	vs. Navy*	1	2	0	2
9/26/20	at Oklahoma*	1	3	0	3
11/28/20	at Baylor*	2	81	1	75
12/5/20	TEXAS*	3	16	0	8
9/4/21	vs. Stanford*	2	35	0	30
9/11/21	SOUTHERN ILLINOIS*	1	4	0	4
9/18/21	NEVADA*	1	6	0	6
9/25/21	at Oklahoma State*	1	0	0	0
10/2/21	OKLAHOMA*	1	16	0	16
10/23/21	at Texas Tech*	2	16	0	12
11/6/21	at Kansas*	2	14	0	12
11/13/21	WEST VIRGINIA	1	2	0	2
11/20/21	BAYLOR*	1	-4	0	0
11/25/21	at Texas	2	13	0	13
1/4/22	vs. LSU*	1	4	0	4
9/3/22	SOUTH DAKOTA*	1	75	1	75

* denotes game started; **Bold Italics** denotes career high

KNOWLES' GAME-BY-GAME KOR

Date	Opponent	No	Yds	TD	LG
11/3/18	at TCU	1	12	0	12
8/31/19	NICHOLLS	1	27	0	27
9/14/19	at Mississippi State	3	124	1	100
10/19/19	TCU	1	19	0	19
12/31/19	vs. Navy	1	52	0	52
9/12/20	ARKANSAS STATE	3	55	0	26
10/3/20	TEXAS TECH	2	35	0	18
10/31/20	at West Virginia	5	104	0	46
11/28/20	at Baylor	1	9	0	9
9/11/21	SOUTHERN ILLINOIS	1	17	0	17
9/25/21	at Oklahoma State	3	124	1	99
10/2/21	OKLAHOMA	3	134	1	93
10/16/21	IOWA STATE	3	85	0	32
10/23/21	at Texas Tech	3	67	0	26
10/30/21	TCU	2	41	0	24
11/13/21	WEST VIRGINIA	2	78	0	64
11/25/21	at Texas	2	80	0	41
1/4/22	vs. LSU	1	36	0	36
9/10/22	MISSOURI	1	20	0	20
9/17/22	TULANE	1	23	0	23
9/24/22	at Oklahoma	1	58	0	58

Bold Italics denotes career high

KNOWLES' CAREER RECEIVING STATS

YEAR	G/S	NO	YDS	AVG	TD	LG
2018	4/1	10	100	10.0	2	21
2019	11/8	27	397	14.7	3	70
2020	9/9	13	204	15.7	3	35
2021	13/11	29	441	15.2	4	68
2022	4/4	14	144	10.3	1	25
TOTAL	41/33	93	1,286	13.8	13	70

KNOWLES' CAREER RUSHING STATS

YEAR	G/S	NO	YDS	AVG	TD	LG
2019	11/8	7	70	10.0	0	23
2020	9/9	6	100	16.7	1	75
2021	13/11	15	106	7.1	0	30
2022	4/4	1	75	75.0	1	75
TOTAL	41/33	29	351	12.1	2	75

KNOWLES' CAREER KOR STATS

Year	G	No	Yds	Avg	TD	Lg
2018	4	1	12	12.0	0	12
2019	11	6	222	37.0	1	100
2020	9	11	203	18.5	0	46
2021	13	20	662	33.1	2	99
2022	4	3	101	33.7	0	58
TOTAL	41	41	1,200	29.3	3	100



OMAR DANIELS

CB • 6-0 • 178 • Fr.-RS
Moultrie, Ga. • Colquitt County

- Played in last year's win over LSU in the Texas Bowl and each of the first 4 games of 2022.
- Viewed as the 76th-best cornerback in the Class of 2021 by ESPN and No. 86 by 247Sports.
- Totaled 35 tackles – including one for a loss – had 2 INTs and broke up 4 passes as a senior at Colquitt County.

DANIELS' GAME-BY-GAME STATS

Date	Opponent	UA-AT-TT	TFL	SACK	INT	PD	F/R
1/4/22	vs. LSU	1-0-1	0.0-0	0.0-0	0	0	0/0
9/10/22	MISSOURI	1-0-1	0.0-0	0.0-0	0	0	0/0

Bold Italics denotes career high

DANIELS' CAREER STATS

Year	G/S	UA-AT-TT	TFL	SACK	INT	PD	F/R
2021	1/0	1-0-1	0.0-0	0.0-0	0	0	0/0
2022	4/0	1-0-1	0.0-0	0.0-0	0	0	0/0
TOTAL	5/0	2-0-2	0.0-0	0.0-0	0	0	0/0



TJ SMITH

S • 5-10 • 190 • So.-1L
Powder Springs, Ga. • McEachern

- A 7-game starter last year who played in all 13 games, ranking 8th on the team in tackles.
- Bookended the 2021 regular season with an INT vs. Stanford – which he returned 39 yards – with one at Texas.
- Also broke up passes vs. Southern Illinois and Kansas, while he recovered a fumble vs. Baylor.
- Played in 4 games as a true FR in 2020 prior to an injury.
- A 2021 Second Team Academic All-Big 12 honoree.

SMITH'S GAME-BY-GAME STATS

Date	Opponent	UA-AT-TT	TFL	SACK	INT	PD	F/R
9/12/20	ARKANSAS STATE	1-0-1	0.0-0	0.0-0	0	0	0/0
9/26/20	at Oklahoma	1-1-2	0.0-0	0.0-0	0	0	0/0
10/3/20	TEXAS TECH	3-1-4	0.0-0	0.0-0	0	0	0/0
9/4/21	vs. Stanford*	2-0-2	0.0-0	0.0-0	1	1	0/0
9/11/21	S. ILLINOIS*	4-1-5	0.0-0	0.0-0	0	1	0/0
9/18/21	NEVADA*	2-0-2	0.0-0	0.0-0	0	0	0/0
9/25/21	at Oklahoma St.*	6-1-7	0.0-0	0.0-0	0	0	0/0
10/2/21	OKLAHOMA	2-1-3	0.0-0	0.0-0	0	0	0/0
10/16/21	IOWA STATE*	4-1-5	0.0-0	0.0-0	0	0	0/0
10/23/21	at Texas Tech*	0-1-1	0.0-0	0.0-0	0	0	0/0
10/30/21	TCU	1-0-1	0.0-0	0.0-0	0	0	0/0

11/6/21	at Kansas	1-1-2	0.0-0	0.0-0	0	1	0/0
11/13/21	WEST VIRGINIA	1-0-1	0.0-0	0.0-0	0	0	0/0
11/20/21	BAYLOR	2-1-3	0.0-0	0.0-0	0	0	0/1
11/25/21	at Texas*	4-0-4	0.0-0	0.0-0	1	1	0/0
1/4/22	vs. LSU	0-3-3	0.0-0	0.0-0	0	0	0/0
9/10/22	MISSOURI	0-1-1	0.0-0	0.0-0	0	1	0/0
9/17/22	TULANE	4-0-4	0.0-0	0.0-0	0	0	0/0
9/24/22	at Oklahoma	3-0-3	0.0-0	0.0-0	0	0	0/0

Bold Italics denotes career high

SMITH'S CAREER STATS

Year	G/S	UA-AT-TT	TFL	SACK	INT	PD	F/R
2020	4/0	5-2-7	0.0-0	0.0-0	0	0	0/0
2021	13/7	29-10-39	0.0-0	0.0-0	2	4	0/1
2022	3/0	7-1-8	0.0-0	0.0-0	0	1	0/0
TOTAL	20/7	41-13-54	0.0-0	0.0-0	2	5	0/1



PHILLIP BROOKS

WR • 5-7 • 169 • Sr.-3L
Lee's Summit, Mo. • Lee's Summit West

★ Big 12 Special Teams Player of the Week (Missouri)

- Returned a punt 76 yds for a TD vs. Missouri, the longest return of his career and longest by a Wildcat since 2018 as he earned Big 12 Special Teams Player of the Week honors.
- Leads the nation among active players in career punt-return TDs and punt-return avg, while he is 6th in non-offensive TDs.
- Ranks 2nd in school history and tied for 5th in Big 12 history with 4 career punt-return TDs.
- Also ranks first in K-State history in career punt-return avg (17.7) and 8th in punt-return yds (549), while he is 10 punt-return attempts shy of the top 10.
- The 33rd player in school history with 2,000 career all-purpose yards and the 34th player in school history with 1,000 career receiving yards.
- An All-American punt returner in 2020 after putting together a 23.7-yd average, a mark that would have led the nation and be the best in school history if he had one more return to meet the NCAA required minimum.
- Set a school record with 189 punt-return yds and 2 TDs vs. Kansas.
- Had the most punt-return TDs in Big 12 history for a league game.
- His 47.25-yard avg vs. KU was the highest by any player in the nation with at least 4 attempts since at least 1996.

BROOKS' GAME-BY-GAME RECEIVING

Date	Opponent	No	Yds	TD	LG
8/31/19	NICHOLLS	3	18	0	8
9/14/19	at Mississippi State	2	5	0	7
9/28/19	at Oklahoma State	3	15	0	10
10/5/19	BAYLOR	7	69	0	18
10/26/19	OKLAHOMA	1	10	0	10
11/2/19	at Kansas	1	9	0	9
11/9/19	at Texas	2	25	0	16
11/16/19	WEST VIRGINIA	4	63	0	21
11/23/19	at Texas Tech	2	20	1	14
11/30/19	IOWA STATE*	1	19	0	19
9/12/20	ARKANSAS STATE	2	24	1	17
9/26/20	at Oklahoma	2	23	0	23
10/3/20	TEXAS TECH*	2	16	0	9
10/31/20	at West Virginia*	4	39	0	18
11/7/20	OKLAHOMA STATE	2	29	1	25
11/21/20	at Iowa State	1	22	0	22
11/28/20	at Baylor	1	3	0	3
12/5/20	TEXAS*	1	-1	0	0
9/4/21	vs. Stanford*	3	81	0	56
9/11/21	SOUTHERN ILLINOIS*	1	21	0	21
9/18/21	NEVADA*	5	28	0	12
9/25/21	at Oklahoma State	2	40	0	23
10/2/21	OKLAHOMA*	6	55	1	20
10/16/21	IOWA STATE*	3	54	1	40



10/23/21	at Texas Tech*	5	47	0	15
10/30/21	TCU*	2	41	0	37
11/13/21	WEST VIRGINIA*	5	62	0	23
11/20/21	BAYLOR*	4	33	0	18
11/25/21	at Texas*	2	9	0	11
1/4/22	vs. LSU*	5	69	0	34
9/10/22	MISSOURI*	3	57	0	28
9/17/22	TULANE*	1	6	0	6
9/24/22	at Oklahoma*	7	56	0	20

*denotes game started; **Bold Italics** denotes career high

BROOKS' GAME-BY-GAME RUSHING

Date	Opponent	No	Yds	TD	LG
8/31/19	NICHOLLS	1	8	0	8
10/26/19	OKLAHOMA	1	-1	0	0
11/2/19	at Kansas	3	9	0	6
11/16/19	WEST VIRGINIA	1	6	0	6
12/31/19	vs. Navy	1	4	0	4
9/26/20	at Oklahoma	1	-8	0	0
10/10/20	at TCU*	1	12	0	12
11/7/20	OKLAHOMA STATE	2	14	0	12
12/5/20	TEXAS*	4	23	0	9
9/11/21	SOUTHERN ILLINOIS*	1	3	0	3
9/25/21	at Oklahoma State	1	0	0	0
11/25/21	at Texas*	1	-10	0	0
9/10/22	MISSOURI*	1	3	0	3

*denotes game started; **Bold Italics** denotes career high

BROOKS' GAME-BY-GAME PUNT RETURN

Date	Opponent	No	Yds	TD	LG
11/17/18	TEXAS TECH	1	6	0	6
8/31/19	NICHOLLS	1	9	0	9
9/7/19	BOWLING GREEN	2	0	0	0
9/14/19	at Mississippi State	2	45	0	25
11/16/19	WEST VIRGINIA	1	0	0	0
11/30/19	IOWA STATE	1	0	0	0
12/31/19	vs. Navy	1	66	1	66
9/12/20	ARKANSAS STATE	2	17	0	17
10/10/20	at TCU	2	30	0	29
10/24/20	KANSAS	4	189	2	55
10/31/20	at West Virginia	2	15	0	8
11/7/20	OKLAHOMA STATE	1	10	0	10
9/4/21	vs. Stanford	1	7	0	7
9/25/21	at Oklahoma State	1	-4	0	0
10/30/21	TCU	1	4	0	4
11/6/21	at Kansas	2	50	0	28
11/13/21	WEST VIRGINIA	1	8	0	8
11/20/21	BAYLOR	1	0	0	0
1/4/22	vs. LSU	1	19	0	19
9/10/22	MISSOURI	1	76	1	76

Bold Italics denotes career high

BROOKS' GAME-BY-GAME KICKOFF RETURN

Date	Opponent	No	Yds	TD	LG
11/10/18	KANSAS	1	12	0	12
11/17/18	TEXAS TECH	2	44	0	33
8/31/19	NICHOLLS	2	43	0	23
9/7/19	BOWLING GREEN	1	44	0	44
9/28/19	at Oklahoma State	4	76	0	24
10/26/19	OKLAHOMA	2	52	0	33
11/16/19	WEST VIRGINIA	1	11	0	11
11/23/19	at Texas Tech	1	26	0	26
12/31/19	vs. Navy	1	20	0	20
9/26/20	at Oklahoma	1	17	0	17
10/31/20	at West Virginia	2	31	0	16
11/21/20	at Iowa State	1	13	0	13
11/28/20	at Baylor	1	29	0	29
12/5/20	TEXAS	3	60	0	31
9/11/21	SOUTHERN ILLINOIS	1	31	0	31
11/6/21	at Kansas	1	7	0	7
11/25/21	at Texas	2	24	0	16

Bold Italics denotes career high

BROOKS' CAREER RECEIVING STATS

Year	G/S	No	Yds	Avg	TD	Lg
2019	12/1	26	253	9.7	1	21
2020	10/4	15	155	10.3	2	25
2021	13/12	43	543	12.6	2	56
2022	4/4	11	119	10.8	0	28
TOTAL	43/21	95	1,070	11.3	5	56

BROOKS' CAREER RUSHING STATS

Year	G/S	No	Yds	Avg	TD	Lg
2019	12/1	7	26	3.7	0	8
2020	10/4	8	41	5.1	0	12
2021	13/12	7	-7	-2.3	0	3
2022	4/4	1	3	3.0	0	3
TOTAL	43/21	19	63	3.3	0	12

BROOKS' CAREER PUNT RETURN STATS

Year	G	No	Yds	Avg	TD	Lg
2018	4	1	6	6.0	0	6
2019	12	8	120	15.0	1	66
2020	10	11	261	23.7	2	55
2021	13	10	86	8.6	0	28
2022	4	1	76	76.0	1	76
TOTAL	42	31	549	17.7	4	76

BROOKS' CAREER KICKOFF RETURN STATS

Year	G	No	Yds	Avg	TD	Lg
2018	4	3	56	18.7	0	33
2019	12	12	272	22.7	0	44
2020	10	8	150	18.8	0	31
2021	13	4	62	15.5	0	31
TOTAL	43	27	540	20.0	0	44



TY ZENTNER

P/K • 6-2 • 200 • Sr.-2L
Topeka, Kan. • Butler CC

- A 2022 Ray Guy Award watch list member who holds a career punt-ing avg of 43.24 to rank 2nd in school history.
- Holds a 46.2-yd avg this year to rank 10th in the nation and tops in the Big 12.
- Held a 54.3-yd avg vs. Missouri, the 2nd highest for a single game in school history (min. 4 att)... Effort vs. the Tigers was held up by a 66-yd punt, the longest of his career and longest by a Wildcat since Mark Krause vs. Iowa State in 2013 (67 yds).
- Earned Honorable Mention All-Big 12 honors last year after finishing with a 43.7-yd avg to tie for 5th in school history.
- His avg would have ranked 2nd in the Big 12 had he punted 8 more times to reach the required minimum.
- Has also served as the primary kickoff man each of the last 2 years, including 2021 when he totaled 36 touchbacks on his 67 kickoffs (53.7%), the most by a Wildcat since 2004.

ZENTNER'S GAME-BY-GAME PUNTING

Date	Opponent	No	Yds	Avg	Lg
9/12/20	ARKANSAS STATE	2	76	38.0	44
9/26/20	at Oklahoma	3	124	41.3	42
10/3/20	TEXAS TECH	2	70	35.0	37
10/10/20	at TCU	3	142	47.3	65
10/24/20	KANSAS	3	112	37.3	51
10/31/20	at West Virginia	3	117	39.0	46
11/7/20	OKLAHOMA STATE	4	150	37.5	48
11/21/20	at Iowa State	3	134	44.7	50
11/28/20	at Baylor	3	118	39.3	51
12/5/20	TEXAS	2	99	49.5	50
9/4/21	vs. Stanford	3	118	39.3	40
9/11/21	SOUTHERN ILLINOIS	2	92	46.0	48
9/18/21	NEVADA	3	106	35.3	47
9/25/21	at Oklahoma State	6	298	49.7	58
10/2/21	OKLAHOMA	1	60	60.0	60
10/16/21	IOWA STATE	3	155	51.7	59
10/23/21	at Texas Tech	3	167	55.7	63
10/30/21	TCU	3	126	42.0	51
11/6/21	at Kansas	2	62	31.0	44
11/13/21	WEST VIRGINIA	3	116	38.7	46
11/20/21	BAYLOR	4	168	42.0	52

11/25/21	at Texas	5	208	41.6	49
1/4/22	vs. LSU	1	21	21.0	21
9/3/22	SOUTH DAKOTA	5	202	40.4	49
9/10/22	MISSOURI	4	217	54.2	66
9/17/22	TULANE	7	298	42.6	57
9/24/22	at Oklahoma	5	237	47.4	54

Bold Italics denotes career high

ZENTNER'S CAREER PUNTING STATS

Year	G	No	Yds	Avg	Lg	i20
2020	10	28	1,142	40.8	65	14
2021	13	39	1,697	43.5	63	16
2022	4	20	923	46.2	66	8
TOTAL	31	87	3,762	43.2	66	38



CINCERE MASON

S • 6-0 • 215 • Sr.-1L
Atlanta, Ga. • Kennesaw State Univ.

- A transfer from Kennesaw State prior to the 2021 season who had INTs in each of the first 2 games of 2022.
- The first Wildcat with picks in consecutive games since Jahron McPherson vs. Oklahoma and Texas Tech in 2020.
- Tied for 9th nationally in total INTs.
- Ranks 29th nationally among active players in career INTs.
- Coming back from injury that saw his 2011 season end after 9 games.

MASON'S GAME-BY-GAME STATS

Date	Opponent	UA-AT-TT	TFL	SACK	INT	PD	F/R
8/30/18	at Georgia State	2-1-3	0.0-0	0.0-0	0	1	0/0
9/6/18	at Tennessee Tech	1-1-2	0.0-0	0.0-0	1	3	0/0
9/15/18	ALABAMA STATE*	1-1-2	1.5-9	0.0-0	0	0	0/0
9/29/18	SAMFORD*	0-2-2	0.0-0	0.0-0	0	0	0/0
10/6/18	PRESBYTERIAN*	2-0-2	0.0-0	0.0-0	0	0	0/0
10/27/18	at Charleston So.*	2-1-3	0.5-1	0.0-0	0	0	0/1
11/10/18	at Monmouth*	1-0-1	0.0-0	0.0-0	0	0	0/0
11/17/18	JACKSONVILLE ST.*	2-0-2	0.0-0	0.0-0	1	1	0/0
12/1/18	WOFFORD*	2-2-4	0.0-0	0.0-0	1	1	0/0
12/8/18	SOUTH DAKOTA ST.*	2-1-3	0.5-1	0.0-0	1	1	0/0
8/31/19	POINT*	3-1-4	0.0-0	0.0-0	0	0	0/0
9/7/19	at Kent State*	4-0-4	0.0-0	0.0-0	0	0	0/0
9/14/19	at Alabama State*	2-1-3	0.0-0	0.0-0	0	0	0/0
9/21/19	at Missouri State*	2-2-4	0.5-1	0.0-0	0	0	0/0
9/28/19	REINHARDT*	1-1-2	0.0-0	0.0-0	0	0	0/0
10/12/19	CHARLESTON SO.*	2-0-2	1.0-1	0.0-0	0	0	0/0
10/19/19	at Presbyterian*	2-0-2	0.0-0	0.0-0	0	1	1/0
11/2/19	MONMOUTH*	3-0-3	0.0-0	0.0-0	0	0	0/0
11/9/19	at Campbell*	4-2-6	0.0-0	0.0-0	0	0	0/0
11/16/19	at Hampton*	1-3-4	1.0-1	0.0-0	0	0	0/0
11/23/19	GARDNER-WEBB*	1-2-3	0.0-0	0.0-0	1	1	0/0
11/30/19	at Wofford*	2-0-2	0.0-0	0.0-0	0	0	0/1
11/7/19	at Weber State*	0-3-3	0.0-0	0.0-0	0	2	0/0
3/13/21	CHARLESTON SO.*	1-2-3	0.0-0	0.0-0	0	0	0/0
3/20/21	DIXIE STATE*	2-0-2	0.0-0	0.0-0	0	2	0/0
4/3/21	ROBERT MORRIS*	4-1-5	0.0-0	0.0-0	0	2	0/1
4/10/21	at Monmouth*	6-1-7	1.0-4	0.0-0	0	0	0/0
9/4/21	vs. Stanford	2-1-3	0.0-0	0.0-0	0	0	0/0
9/11/21	S. ILLINOIS	1-0-1	0.0-0	0.0-0	0	0	0/0
9/18/21	NEVADA	2-0-2	0.0-0	0.0-0	0	0	0/0
9/25/21	at Oklahoma St.	1-1-2	0.0-0	0.0-0	0	1	0/0
10/2/21	OKLAHOMA*	1-1-2	0.0-0	0.0-0	0	0	0/0
10/16/21	IOWA STATE	1-1-2	0.0-0	0.0-0	0	0	0/0
10/30/21	TCU	1-0-1	1.0-1	0.0-0	0	0	0/0
11/6/21	at Kansas	2-0-2	0.0-0	0.0-0	0	0	0/0
9/3/22	SOUTH DAKOTA	2-0-2	0.0-0	0.0-0	1	1	0/0
9/10/22	MISSOURI	1-0-1	0.0-0	0.0-0	1	2	0/0
9/17/22	TULANE	2-0-2	0.0-0	0.0-0	0	0	0/0
9/24/22	at Oklahoma	1-0-1	0.0-0	0.0-0	0	0	0/0

2018-20 Seasons at Kennesaw State

*denotes game started; **Bold Italics** denotes career high



MASON'S CAREER STATS

Year	G/S	UA-AT-TT	TFL	SACK	INT	PD	F/R
2018*	12/10	15-9-24	2.5-11	0.0-0	4	7	0/1
2019*	14/14	27-15-42	2.5-3	0.0-0	1	4	1/1
2020*	5/4	13-4-17	1.0-4	0.0-0	0	4	0/1
2021	9/1	11-4-15	1.0-1	0.0-0	0	1	0/0
2022	4/0	6-0-6	0.0-0	0.0-0	2	3	0/0
TOTAL	44/29	72-32-104	7.0-19	0.0-0	7	19	1/3

* at Kennesaw State

HENTZ II'S CAREER STATS

Year	G/S	UA-AT-TT	TFL	SACK	INT	PD	F/R
2020	10/0	5-6-11	0.0-0	0.0-0	0	0	0/0
2021	12/0	2-4-6	1.0-3	0.0-0	0	1	0/0
2022	4/0	2-3-5	1.5-3	0.5-0	0	0	0/0
TOTAL	26/0	9-13-22	2.5-6	0.5-0	0	1	0/0

16

SETH PORTER

WR • 5-8 • 170 • Sr. • 3L
Friendswood, Texas • Clear Springs

- A 5th-year member of the program who has contributed on special teams throughout his career while adding production on offense.
- Has seen time in 38 career games.
- Has 2 career blocked punts, including the 2022 season opener vs. South Dakota that was returned for a TD.
- The other block was vs. Texas Tech in 2020.

PORTER'S GAME-BY-GAME RECEIVING

Date	Opponent	No	Yds	TD	LG
9/7/19	BOWLING GREEN	1	12	0	12
9/10/22	MISSOURI	1	7	0	7

Bold Italics denotes career high

PORTER'S GAME-BY-GAME RUSHING

Date	Opponent	No	Yds	TD	LG
11/7/20	OKLAHOMA STATE	1	1	0	1

PORTER'S GAME-BY-GAME PUNT RETURNS

Date	Opponent	No	Yds	TD	LG
9/7/19	BOWLING GREEN	1	8	0	8
9/14/19	at Mississippi State	1	-1	0	0
10/3/20	TEXAS TECH	1	18	0	18
9/3/22	SOUTH DAKOTA	1	12	0	12

Bold Italics denotes career high

PORTER'S GAME-BY-GAME KICKOFF RETURNS

Date	Opponent	No	Yds	TD	LG
11/7/20	OKLAHOMA STATE	1	24	0	24
10/30/21	TCU	1	0	0	0
11/13/21	WEST VIRGINIA	1	11	0	11

Bold Italics denotes career high

PORTER'S CAREER RECEIVING STATS

Year	G/S	No	Yds	Avg	TD	Lg
2019	13/0	1	12	12.0	0	12
2022	2/0	1	7	7.0	0	7
TOTAL	38/0	2	19	9.5	0	12

PORTER'S CAREER PUNT RETURN STATS

Year	G	No	Yds	Avg	TD	Lg
2019	13	2	7	3.5	0	8
2020	9	1	18	18.0	0	18
2022	1	1	12	12.0	0	12
TOTAL	38	4	37	9.3	0	18

PORTER'S CAREER KICKOFF RETURN STATS

Year	G	No	Yds	Avg	TD	Lg
2020	9	1	24	24.0	0	24
2021	12	2	11	5.5	0	11
TOTAL	38	3	35	11.7	0	24

JACOB PARRISH

CB • 5-10 • 177 • Fr. • HS
Olathe, Kan. • Olathe North

- A true FR who has played in each of the first 4 games.
- A dynamic player who played DB, RB and WR in high school.
- Totaled 137 career tackles – including 55 as a senior – to go along with 6 INTs and 21 total passes defended as a prep.
- Older brother, Jevon, is a wrestler at Nebraska.

PARRISH'S GAME-BY-GAME STATS

Date	Opponent	UA-AT-TT	TFL	SACK	INT	PD	F/R
9/3/22	SOUTH DAKOTA	1-0-1	0.0-0	0.0-0	0	0	0/0

Bold Italics denotes career high

ROBERT HENTZ II

NG • 6-2 • 281 • Sr. • 2L
Batesville, Miss. • NW Mississippi CC

- Has seen time in 26 games over his 2-plus years at K-State after transferring in from NW Mississippi CC.
- Totaled 17 career tackles last year, while he registered his first-career TFLs vs. Iowa State and LSU.
- Earned 2019 NJCAA Second Team All-America, All-Region 23 and all-conference honors.
- Was regarded as the 4th-best JuCo DT in the Class of 2020 and the 41st-best overall JuCo prospect by 247Sports.

HENTZ II'S GAME-BY-GAME STATS

Date	Opponent	UA-AT-TT	TFL	SACK	INT	PD	F/R
9/12/20	ARKANSAS STATE	1-1-2	0.0-0	0.0-0	0	0	0/0
9/26/20	at Oklahoma	0-1-1	0.0-0	0.0-0	0	0	0/0
10/3/20	TEXAS TECH	1-1-2	0.0-0	0.0-0	0	0	0/0
10/10/20	at TCU	1-0-1	0.0-0	0.0-0	0	0	0/0
10/24/20	KANSAS	1-0-1	0.0-0	0.0-0	0	0	0/0
10/31/20	at West Virginia	1-0-1	0.0-0	0.0-0	0	0	0/0
11/7/20	OKLAHOMA STATE	0-1-1	0.0-0	0.0-0	0	0	0/0
11/21/20	at Iowa State	0-1-1	0.0-0	0.0-0	0	0	0/0
12/5/20	TEXAS	0-1-1	0.0-0	0.0-0	0	0	0/0
9/11/21	S. ILLINOIS	1-1-2	0.0-0	0.0-0	0	0	0/0
9/18/21	NEVADA	0-0-0	0.0-0	0.0-0	0	1	0/0
9/25/21	at Oklahoma St.	0-1-1	0.0-0	0.0-0	0	0	0/0
10/16/21	IOWA STATE	0-1-1	0.5-2	0.0-0	0	0	0/0
1/4/22	vs. LSU	1-1-2	0.5-1	0.0-0	0	0	0/0
9/10/22	MISSOURI	1-1-2	1.5-3	0.5-0	0	0	0/0
9/17/22	TULANE	1-0-1	0.0-0	0.0-0	0	0	0/0
9/24/22	at Oklahoma	0-2-2	0.0-0	0.0-0	0	0	0/0

Bold Italics denotes career high

CHRIS TENNANT

K • 6-5 • 220 • So. • 1L
Shawnee, Kan. • Mill Valley

- Took over place kicking duties during the final 5 regular-season games of his true FR season of 2021.
- Was the first true TR at K-State to make a FG since 2001 (Joe Rheem)
- Connected on a 51-yd FG at Texas last year, which tied for the longest by a true FR in school history (Jamie Rheem, 1996 vs. Nebraska).
- It was tied for the 7th-longest FG by a true FR in the 2021 season.
- Viewed as the 50th-best kicker in the nation – and the tops in the state of Kansas in both categories – for the Class of 2021 by Kohl's Kicking.

TENNANT'S GAME-BY-GAME STATS

Date	Opponent	FGM-A	Sequence	XPM-A
10/30/21	TCU	1-1	(42)	4-4
11/6/21	at Kansas	0-1	24	5-5
11/13/21	WEST VIRGINIA	2-3	(32), 26, (25)	4-4
11/20/21	BAYLOR	1-2	(28), 39	1-1
11/25/21	at Texas	1-1	(51)	2-2
9/3/22	SOUTH DAKOTA	0-1	43	4-5
9/10/22	MISSOURI	2-3	(35), 31, (37)	4-5
9/17/22	TULANE	1-1	(22)	1-1
9/24/22	at Oklahoma	2-2	(23), (29)	5-5

() Indicates made FG

Bold Italics denotes career high

TENNANT'S CAREER STATS

Year	FGM-A	PCT.	1-19	20-29	30-39	40-49	50+
2021	5-8	62.5	0-0	2-4	1-2	1-1	1-1
2022	5-7	71.4	0-0	3-3	2-3	0-1	0-0
TOTAL	10-15	66.7	0-0	5-7	3-5	1-2	1-1

WILL HOWARD

QB • 6-5 • 235 • Jr. • 2L
Downingtown, Pa. • Downingtown West

- Entering his 3rd year in the program having earned 10 starts over parts of the last 2 years.
- Made 3 starts last year, including the Nevada game when he totaled a career-high 2 rushing TDs, both of which came in the 4th quarter as K-State broke a 17-17 tie.
- Tallied a 71-yd TD run at Texas, the longest for a score in his career and the 2nd-longest overall (80 yards at TCU, 2020).
- Started each of the final 7 games of his true FR year of 2020, one of just 4 true FR QBs in the nation that year to make at least 7 starts.
- Set the school record for passing TDs by a FR in 2020, while his passing yardage and total offense (1,542) marks ranked 3rd.
- Ranked 5th in school history among FR in rushing yds, and he is the only QB to reach the top-5 in that category.
- Averaged 13.09 yds per completion in 2020, the 2nd-highest nationally among true FR.
- Earned his first-career start at TCU, becoming the first true FR QB in school history earn the win in his first-career road start.
- Viewed as the 13th-best pro-style QB in the Class of 2020 by 247Sports, while ESPN ranked him as the 26th-best dual-threat QB in the class.
- On the watch list for the 2022 Wuerffel Trophy and is a nominee for the 2022 AFCA Good Works Team.



HOWARD'S GAME-BY-GAME PASSING

Date	Opponent	C-A-I	Yds	TD	LG
9/12/20	ARKANSAS STATE	1-1-0	24	0	24
10/3/20	TEXAS TECH	7-12-0	173	1	70
10/10/20	at TCU*	8-19-1	117	0	45
10/24/20	KANSAS*	17-24-0	243	2	37
10/31/20	at West Virginia*	19-37-3	184	1	35
11/7/20	OKLAHOMA STATE*	10-21-1	143	1	58
11/21/20	at Iowa State*	3-9-1	32	0	29
11/28/20	at Baylor*	9-18-2	88	1	49
12/5/20	TEXAS*	16-27-2	174	2	29
9/11/21	SOUTHERN ILLINOIS	8-17-1	76	0	21
9/18/21	NEVADA*	7-10-0	123	1	68
9/25/21	at Oklahoma State*	4-12-0	50	0	23
11/6/21	at Kansas	2-3-0	18	0	11
11/25/21	at Texas*	9-13-0	65	0	14

* denotes game started; **Bold Italics** denotes career high

HOWARD'S GAME-BY-GAME RUSHING

Date	Opponent	No	Yds	TD	LG
9/12/20	ARKANSAS STATE	1	-1	0	0
10/3/20	TEXAS TECH	5	8	0	3
10/10/20	at TCU*	13	86	1	80
10/24/20	KANSAS*	6	23	0	9
10/31/20	at West Virginia*	7	-9	0	6
11/7/20	OKLAHOMA STATE*	14	125	1	69
11/21/20	at Iowa State*	5	12	0	13
11/28/20	at Baylor*	9	41	1	24
12/5/20	TEXAS*	18	79	0	25
9/11/21	SOUTHERN ILLINOIS	8	9	1	7
9/18/21	NEVADA*	12	56	2	19
9/25/21	at Oklahoma State*	3	28	0	37
11/6/21	at Kansas	1	9	0	9
11/25/21	at Texas*	8	82	1	71

* denotes game started; **Bold Italics** denotes career high

HOWARD'S CAREER PASSING STATS

Year	G/S	C-A-I	Pct.	Yds	TD	Lg	Eff.
2020	9/7	90-168-10	53.6	1,178	8	70	116.3
2021	6/3	30-55-11	54.5	332	1	68	107.6
TOTAL	15/10	120-223-11	53.8	1,510	9	70	114.1

HOWARD'S CAREER RUSHING STATS

Year	G/S	No	Yds	Avg	TD	Lg
2020	9/7	78	364	4.7	3	80
2021	6/3	32	184	5.8	4	71
TOTAL	15/10	110	548	5.0	7	80

PAYNE'S CAREER STATS

Year	G/S	UA-AT-TT	TFL	SACK	INT	PD	F/R
2022	4/0	1-1-2	0.0-0	0.0-0	0	0	0/0
TOTAL	4/0	1-1-2	0.0-0	0.0-0	0	0	0/0



SAMMY WHEELER

TE • 6-5 • 241 • Sr.-3L
Lenexa, Kan. • St. James Academy

- A converted QB who is in his 4th full season as a TE.
- Has played in 31 career games, including all 13 games last year as injuries cut his season short in both 2019 and 2020.
- Set career highs in catches (15) and yards (151) last year.
- Tallied 3 catches last year vs. West Virginia to tie his career high, which included a 35-yd reception on 4th and 8 to help seal the win.
- His game vs. the Mountaineers featured his 2nd-career TD catch.
- Scored his first-career TD on a 16-yard catch vs. Kansas in 2020.
- A three-time Academic All-Big 12 performer, including first-team honors in both 2020 and 2021.

WHEELER'S GAME-BY-GAME STATS

Date	Opponent	No	Yds	TD	LG
9/28/19	at Oklahoma State	1	39	0	39
10/5/19	BAYLOR	1	13	0	13
10/26/19	OKLAHOMA	2	26	0	19
9/12/20	ARKANSAS STATE	1	24	0	24
9/26/20	at Oklahoma*	1	17	0	17
10/24/20	KANSAS	1	16	1	16
10/31/20	at West Virginia	3	19	0	8
11/7/20	OKLAHOMA STATE	1	58	0	58
9/18/21	NEVADA	1	6	0	6
9/25/21	at Oklahoma State	1	18	0	18
10/2/21	OKLAHOMA	1	6	0	6
10/23/21	at Texas Tech	1	7	0	7
10/30/21	TCU*	2	19	0	13
11/6/21	at Kansas*	1	2	0	2
11/13/21	WEST VIRGINIA	3	45	1	35
11/20/21	BAYLOR	3	23	0	15
11/25/21	at Texas	1	13	0	13
1/4/22	vs. LSU	1	12	0	12
9/3/22	SOUTH DAKOTA	1	10	0	10
9/14/22	TULANE	1	9	0	9

Bold Italics denotes career high

WHEELER'S CAREER STATS

Year	G/S	No	Yds	Avg	TD	Lg
2019	7/0	4	78	19.5	0	39
2020	7/1	7	134	19.1	1	58
2021	13/2	15	151	10.1	1	35
2022	4/2	2	19	9.5	0	10
TOTAL	31/5	28	382	13.6	2	58

19



DRAKE CHEATUM

S • 5-10 • 191 • Sr.-TR
Mesquite, Texas • Prairie View A&M Univ.

- A transfer from Prairie View A&M who has played in 41 career games with 34 career starts.
- Ranks 7th nationally among all active FBS players in career INTs return yds (200), while he is 10th in INTs and 29th in passes defended.
- A 2021 HBCU All-American and First Team All-SWAC honoree who started all 12 games in 2021, finishing with a team-high 86 tackles.
- Ranked 14th in the FCS and tops in the SWAC with 5 INTs last year, while he was 5th in the conference in tackles.
- Had 2 INTs at Bethune-Cookman last season before repeating that mark one week later against Southern, as he was the only player in the FCS to record multiple INTs in consecutive weeks.
- Returned one of his INTs vs. Bethune-Cookman 62 yds for a TD.

CHEATUM'S GAME-BY-GAME STATS

Date	Opponent	UA-AT-TT	TFL	SACK	INT	PD	F/R
8/25/18	at Rice	3-1-4	0.0-0	0.0-0	0	0	0/0
9/2/18	vs. NC Central	2-2-4	0.0-0	0.0-0	0	0	0/0
9/8/18	at Sam Houston St.	1-1-2	0.0-0	0.0-0	0	0	0/0
9/15/18	at UNLV	2-0-2	0.0-0	0.0-0	0	0	0/0
9/22/18	at Ark.-Pine Bluff*	1-10-11	1.0-2	0.0-0	0	0	0/0
9/29/18	vs. Grambling*	2-1-3	0.0-0	0.0-0	1	1	0/0
10/13/18	SOUTHERN*	2-4-6	0.0-0	0.0-0	0	0	0/0
10/27/18	ALCORN STATE*	5-5-10	0.0-0	0.0-0	0	1	0/0
11/3/18	at Jackson State*	3-2-5	0.0-0	0.0-0	0	0	0/0
11/17/18	ALABAMA STATE*	2-0-2	1.0-5	0.0-0	0	0	0/0
11/24/18	TEXAS SOUTHERN*	3-1-4	0.0-0	0.0-0	0	1	0/0
8/31/19	at Texas Southern*	7-2-9	0.0-0	0.0-0	0	0	0/0
9/7/19	at Houston	9-3-12	1.0-1	0.0-0	0	1	0/1
9/14/19	NICHOLLS*	0-2-2	0.0-0	0.0-0	0	1	0/0
9/21/19	at Alcorn State*	6-1-7	0.0-0	0.0-0	0	0	0/0
9/28/19	vs. Grambling*	6-0-6	0.0-0	0.0-0	1	1	0/0
10/19/19	VA.-LYNCHBURG	3-2-5	1.0-1	0.0-0	0	1	0/0
10/24/19	JACKSON STATE*	2-6-8	0.0-0	0.0-0	0	2	0/0
11/9/19	ARK.-PINE BLUFF*	2-2-4	0.0-0	0.0-0	0	0	0/0
11/16/19	EDWARDS WATERS*	3-1-4	0.0-0	0.0-0	0	0	0/0
11/28/19	at Alabama State*	1-0-1	0.0-0	0.0-0	1	1	0/0
3/6/21	TEXAS SOUTHERN*	1-7-8	0.0-0	0.0-0	0	1	0/0
3/13/21	vs. Grambling*	4-0-4	0.0-0	0.0-0	0	1	0/0
9/4/21	at Texas Southern*	4-5-9	1.0-7	0.0-0	0	0	0/0
9/11/21	at Incarnate Word	2-2-4	0.0-0	0.0-0	0	1	0/0
9/18/21	HOUSTON BAPTIST*	3-5-8	0.0-0	0.0-0	0	0	0/0
9/25/21	vs. Grambling*	3-2-5	0.0-0	0.0-0	0	1	0/0
9/30/21	ARK.-PINE BLUFF*	6-2-8	1.5-9	0.0-0	0	0	0/0
10/16/21	at Bethune-Cookman	4-0-4	0.0-0	0.0-0	2	3	0/0
10/23/21	at Southern	1-2-3	0.0-0	0.0-0	2	3	0/0
11/6/21	ALABAMA STATE*	4-5-9	0.5-1	0.0-0	0	0	0/0
11/13/21	at Alcorn State*	4-2-6	1.0-2	0.0-0	0	0	0/0
11/20/21	at Texas A&M*	7-5-12	0.0-0	0.0-0	1	1	0/0
11/27/21	MISS. VALLEY ST.*	5-9-14	1.0-1	0.0-0	0	0	0/0
12/4/21	at Jackson State*	2-2-4	0.5-2	0.0-0	0	1	0/0
9/3/22	SOUTH DAKOTA*	1-0-1	0.0-0	0.0-0	0	1	0/0
9/10/22	MISSOURI*	1-1-2	0.0-0	0.0-0	0	0	0/0
9/17/22	TULANE*	2-2-4	0.0-0	0.0-0	0	1	0/0
9/24/22	at Oklahoma*	2-3-5	0.0-0	0.0-0	0	0	0/0

2018-21 Seasons at Prairie View A&M

* denotes game started; **Bold Italics** denotes career high

CHEATUM'S CAREER STATS

Year	G/S	UA-AT-TT	TFL	SACK	INT	PD	F/R
2018*	11/7	26-27-53	2.0-7	0.0-0	1	3	0/0
2019*	11/8	43-23-66	2.0-2	0.0-0	3	8	0/1
2020*	3/3	5-7-12	0.0-0	0.0-0	0	2	0/0
2021*	12/12	45-41-86	6.5-25	0.0-0	5	10	0/0
2022	4/4	6-6-12	0.0-0	0.0-0	0	2	0/0
TOTAL	41/34	125-104-229	10.5-34	0.0-0	9	25	0/1

* at Prairie View A&M



22

DANIEL GREEN

LB • 6-3 • 242 • Sr.-3L
Portland, Ore. • Madison

- A 2022 Preseason All-Big 12 selection who had INTs vs. Missouri and Tulane, including one he returned 49 yds vs. the Green Wave.
- His 49-yd return was the longest by a Wildcat since safety Dante Barnett went 51 yds vs. Michigan in the 2013 Buffalo Wild Wings Bowl, and it was the longest by a K-State linebacker since Alex Hrebec had a 51-yd return vs. Iowa State in 2008.
- One of 7 linebackers in the nation with multiple INTs this year.
- Is the first Wildcat linebacker with picks in consecutive games since Arthur Brown in 2012 (West Virginia/Texas Tech).
- Has teamed with **Kobe Savage** to give K-State the same 2 players with picks in the same consecutive games since 2014 (Dante Barnett and Randall Evans vs. West Virginia and Kansas).
- Sits 77 tackles shy of becoming the 27th player in school history with 250 in a career.
- Sits 44 solo tackles shy of entering the school's top-10 list.
- Also on the watch list for the 2022 Senior Bowl.

GREEN'S GAME-BY-GAME STATS

Date	Opponent	UA-AT-TT	TFL	SACK	INT	PD	F/R
8/31/19	NICHOLLS	0-0-0	0-0-0	0-0-0	0	1	0/0
9/7/19	BOWLING GREEN	4-0-4	1-0-11	1-0-11	0	1	7/0
9/14/19	at Mississippi St.	0-7-7	0-5-1	0-0-0	0	0	0/1
9/28/19	at Oklahoma St.	4-0-4	0-0-0	0-0-0	0	0	0/0
10/5/19	BAYLOR	2-0-2	1-0-4	0-0-0	0	0	0/0
10/19/19	TCU	2-3-5	1-0-1	1-0-1	0	1	0/0
10/26/19	OKLAHOMA	1-1-2	0-0-0	0-0-0	0	0	0/0
11/9/19	at Texas	0-1-1	0-0-0	0-0-0	0	0	0/0
11/16/19	WEST VIRGINIA	1-1-2	0-0-0	0-0-0	0	0	0/0
11/23/19	at Texas Tech	1-2-3	0-0-0	0-0-0	0	0	0/0
12/31/19	vs. Navy	2-1-3	0-0-0	0-0-0	0	0	0/0
9/12/20	ARKANSAS STATE	4-0-4	0-0-0	0-0-0	0	0	0/0
9/26/20	at Oklahoma	0-1-1	0-0-0	0-0-0	0	0	0/0
10/3/20	TEXAS TECH	1-0-1	0-0-0	0-0-0	0	0	0/0
10/10/20	at TCU	3-0-3	1-0-8	1-0-8	0	0	0/0
10/24/20	KANSAS	1-0-1	0-0-0	0-0-0	0	0	0/0
10/31/20	at West Virginia	6-1-7	1-0-2	0-0-0	0	0	0/0
11/7/20	OKLAHOMA STATE	1-1-2	0-0-0	0-0-0	0	0	0/0
11/21/20	at Iowa State*	4-2-6	0-0-0	0-0-0	0	1	0/0
11/28/20	at Baylor*	7-6-13	2-5-3	1-5-2	0	1	0/0
12/5/20	TEXAS	1-0-1	1-0-2	0-0-0	0	0	0/0
9/4/21	vs. Stanford*	4-5-9	0-0-0	0-0-0	0	0	0/0
9/11/21	S. ILLINOIS	4-0-4	0-0-0	0-0-0	0	0	0/1
9/18/21	NEVADA*	9-0-9	1-0-5	1-0-5	0	0	0/0
9/25/21	at Oklahoma St.*	2-1-3	1-0-1	0-0-0	0	0	0/0
10/2/21	OKLAHOMA*	2-1-3	1-0-4	0-0-0	0	0	0/0
10/16/21	IOWA STATE*	5-1-6	0-5-2	0-0-0	0	0	0/0
10/23/21	at Texas Tech*	3-3-6	0-0-0	0-0-0	0	0	0/0
10/30/21	TCU*	7-2-9	2-5-11	0-0-0	0	0	0/1
11/6/21	at Kansas*	5-3-8	2-5-5	0-0-0	0	0	0/0
11/13/21	WEST VIRGINIA*	6-0-6	1-0-2	1-0-2	0	0	0/0
11/20/21	BAYLOR*	8-1-9	3-0-20	1-0-8	0	0	0/0
11/26/21	at Texas*	10-1-11	1-5-2	0-0-0	0	0	0/0
1/4/22	vs. LSU*	4-2-6	2-0-6	0-0-0	0	0	0/0
9/3/22	SOUTH DAKOTA*	1-0-1	0-0-0	0-0-0	0	0	0/0
9/10/22	MISSOURI*	6-1-7	1-0-1	0-0-0	1	1	0/0
9/17/22	TULANE*	3-1-4	0-5-1	0-0-0	1	2	0/0
9/24/22	at Oklahoma*	2-2-4	0-0-0	0-0-0	0	0	0/0

* denotes game started; **Bold Italics** denotes career high

GREEN'S CAREER STATS

Year	G/S	UA-AT-TT	TFL	SACK	INT	PD	F/R
2019	13/0	17-16-33	3-5-17	2-0-12	0	3	1/1
2020	10/2	28-11-39	5-5-15	2-5-10	0	2	0/0
2021	13/12	69-20-89	16-0-58	3-0-15	0	0	0/2
2022	4/4	12-4-16	1-5-2	0-0-0	2	3	0/0
TOTAL	40/18	126-51-177	26-5-92	7-5-37	2	8	1/3



23

JULIUS BRENTS

CB • 6-4 • 202 • Sr.-1L
Indianapolis, Ind. • Univ. of Iowa

- A 2022 Preseason All-Big 12 selection and member of the Jim Thorpe Award and Senior Bowl watch lists.
- Picked up 2021 Honorable Mention All-Big 12 accolades after starting all 13 games, his first as a Wildcat after transferring from Iowa.
- Had an INT last year vs. Oklahoma, his first since his true FR campaign of 2018.
- Also broke up a pass in K-State's Texas Bowl win over LSU.

BRENTS' GAME-BY-GAME STATS

Date	Opponent	UA-AT-TT	TFL	SACK	INT	PD	F/R
9/22/18	WISCONSIN	2-2-4	0-0-0	0-0-0	0	0	0/0
10/6/18	at Minnesota*	1-2-3	0-0-0	0-0-0	1	3	0/0
10/13/18	at Indiana*	1-0-1	0-0-0	0-0-0	0	0	0/0
10/27/18	at Penn State*	3-0-3	0-0-0	0-0-0	0	0	0/0
11/3/18	at Purdue*	1-1-2	0-0-0	0-0-0	0	1	0/0
10/24/20	at Purdue	1-3-4	0-0-0	0-0-0	0	0	0/0
11/13/20	at Minnesota	0-0-0	0-0-0	0-0-0	0	1	0/0
9/4/21	vs. Stanford*	4-1-5	0-0-0	0-0-0	0	0	0/0
9/11/21	S. ILLINOIS*	6-0-6	0-0-0	0-0-0	0	1	0/0
9/18/21	NEVADA*	1-0-1	0-0-0	0-0-0	0	0	0/0
9/25/21	at Oklahoma St.*	6-0-6	0-0-0	0-0-0	0	0	0/0
10/2/21	OKLAHOMA*	1-0-1	0-0-0	0-0-0	1	1	0/0
10/16/21	IOWA STATE*	1-1-2	1-0-3	0-0-0	0	0	0/0
10/23/21	at Texas Tech*	1-0-1	0-0-0	0-0-0	0	0	0/0
10/30/21	TCU*	2-0-2	0-0-0	0-0-0	0	0	0/0
11/6/21	at Kansas*	1-2-3	0-0-0	0-0-0	0	0	0/0
11/13/21	WEST VIRGINIA*	5-1-6	1-0-1	0-0-0	0	0	0/0
11/20/21	BAYLOR*	3-0-3	0-0-0	0-0-0	0	0	0/0
11/25/21	at Texas*	7-1-8	1-0-1	0-0-0	0	0	0/0
1/4/22	vs. LSU*	3-2-5	0-0-0	0-0-0	0	1	0/0
9/3/22	SOUTH DAKOTA*	3-0-3	0-0-0	0-0-0	0	0	0/0
9/10/22	MISSOURI*	4-0-4	0-0-0	0-0-0	0	0	0/0
9/17/22	TULANE*	2-1-3	0-5-0	0-0-0	0	0	0/0
9/24/22	at Oklahoma*	4-5-9	0-5-0	0-0-0	0	1	0/0

2018-20 Seasons at Iowa

* denotes game started; **Bold Italics** denotes career high

BRENTS' CAREER STATS

Year	G/S	UA-AT-TT	TFL	SACK	INT	PD	F/R
2018*	11/5	8-5-13	0-0-0	0-0-0	1	4	0/0
2020*	7/0	1-3-4	0-0-0	0-0-0	0	1	0/0
2021	13/13	41-8-49	3-0-5	0-0-0	1	3	0/0
2022	4/4	13-6-19	1-0-0	0-0-0	0	1	0/0
TOTAL	36/22	63-22-85	4-0-5	0-0-0	2	9	0/0

* at Iowa



25

EKOW BOYE-DOE

CB • 6-0 • 171 • Sr.-3L
Lawrence, Kan. • Lawrence

- Has started 25 games over the last 2-plus years after only playing in 7 career games – primarily on special teams – the prior year.
- Played at an All-Big 12 level in 2021 as he was only targeted in coverage on 40 pass attempts during the season.
- Started the first 8 Big 12 games of 2020 – the first starts of his career – as he ranked 11th in the Big 12 in passes defended.

BOYE-DOE'S GAME-BY-GAME STATS

Date	Opponent	UA-AT-TT	TFL	SACK	INT	PD	F/R
8/31/19	NICHOLLS	1-0-1	0-0-0	0-0-0	0	0	0/0
9/26/20	at Oklahoma*	4-1-5	0-0-0	0-0-0	0	1	0/0
10/3/20	TEXAS TECH*	4-1-5	1-0-3	0-0-0	0	2	0/0
10/10/20	at TCU*	2-1-3	0-0-0	0-0-0	0	1	0/0
10/24/20	KANSAS*	1-0-1	0-0-0	0-0-0	0	0	0/0
10/31/20	at West Virginia*	2-1-3	0-0-0	0-0-0	0	1	0/0
11/7/20	OKLAHOMA STATE*	3-0-3	0-0-0	0-0-0	0	1	0/0
11/21/20	at Iowa State*	1-2-3	0-0-0	0-0-0	0	0	0/0
11/28/20	at Baylor*	0-2-2	0-0-0	0-0-0	0	1	0/0
9/4/21	vs. Stanford*	0-1-1	0-0-0	0-0-0	0	0	0/0
9/11/21	S. ILLINOIS*	1-1-2	0-0-0	0-0-0	0	0	0/0
9/18/21	NEVADA*	2-0-2	0-0-0	0-0-0	0	0	0/0
9/25/21	at Oklahoma St.*	0-1-1	0-0-0	0-0-0	0	0	0/0
10/2/21	OKLAHOMA*	0-2-2	0-0-0	0-0-0	0	0	0/0
10/30/21	TCU*	2-0-2	0-0-0	0-0-0	0	0	0/0
11/6/21	at Kansas*	4-0-4	1-0-1	0-0-0	0	1	0/0
11/20/21	BAYLOR*	4-0-4	1-0-1	0-0-0	0	0	0/0
1/25/21	at Texas*	3-0-3	0-0-0	0-0-0	0	0	0/0
1/4/22	vs. LSU*	0-1-1	0-0-0	0-0-0	0	0	0/0
9/3/22	SOUTH DAKOTA*	3-0-3	0-0-0	0-0-0	0	0	0/0
9/10/22	MISSOURI*	1-0-1	0-0-0	0-0-0	0	0	0/0
9/17/22	TULANE*	0-0-0	0-0-0	0-0-0	0	2	0/0
9/24/22	at Oklahoma*	3-1-4	0-0-0	0-0-0	0	0	0/0

* denotes game started; **Bold Italics** denotes career high

BOYE-DOE'S CAREER STATS

Year	G/S	UA-AT-TT	TFL	SACK	INT	PD	F/R
2019	7/0	1-0-1	0-0-0	0-0-0	0	0	0/0
2020	8/8	17-8-25	1-0-3	0-0-0	0	7	0/0
2021	13/13	16-6-22	2-0-2	0-0-0	0	2	0/0
2022	4/4	7-1-8	0-0-0	0-0-0	0	2	0/0
TOTAL	32/25	41-15-56	3-0-5	0-0-0	0	11	0/0



27

GAVIN FORSHA

LB • 6-3 • 215 • So.-TR
Nashville, Tenn. • Tyler JC

- Played the 2021 season at Tyler JC, a year in which he was named to *Dave Campbell's Texas Football* All-Small College Team after totaling 45 tackles, 13.5 TFLs and 11.5 sacks.
- Led the conference and ranked 5th in the NJCAA in sacks, while he was 15th in the nation in TFLs.
- Father, Randall, played football at Middle Tennessee State.

FORSHA'S GAME-BY-GAME STATS

Date	Opponent	UA-AT-TT	TFL	SACK	INT	PD	F/R
9/3/22	SOUTH DAKOTA	7-0-7	0-0-0	0-0-0	0	0	0/0

Bold Italics denotes career high

29

JAX DINEEN

FB • 5-10 • 244 • Sr.-3L
Lawrence, Kan. • Free State

- A physical blocking fullback who has seen time in 36 career games with 11 starts, including 7 starts in 2021 en route to Second Team All-Big 12 honors.
- Also a receiving threat as he had 4 catches vs. Oklahoma State in



2020, most by a K-State fullback since 2001 (Rock Cartwright, 6 vs. Texas Tech).

- Rated the top fullback nationally in the Class of 2019 by Rivals and ESPN, while he was No. 3 by 247Sports.

- Has 3 siblings, each of whom have played college football as **Jet** is a true FR safety for the Wildcats, while older brothers Joe Jr. and Jay were both LBs at Kansas.

- Joe Jr. is currently a graduate assistant at Illinois.

- Mother, Jodi, was a volleyball letterwinner at Kansas from 1986-89, grandfather, Ron Oelschlager, played RB at KU from 1962-64, while his great grandfather played basketball at KU for Phog Allen.

DINEEN'S GAME-BY-GAME RECEIVING

Date	Opponent	No	Yds	TD	LG
8/31/19	NICHOLLS	1	9	0	9
10/26/19	OKLAHOMA	1	5	0	5
11/23/19	at Texas Tech	1	10	0	10
9/12/20	ARKANSAS STATE*	1	24	0	24
10/31/20	at West Virginia	2	19	0	12
11/7/20	OKLAHOMA STATE*	4	35	0	16
9/11/21	SOUTHERN ILLINOIS	1	3	0	3
10/23/21	at Texas Tech*	1	9	0	9
11/6/21	at Kansas	1	-2	0	0
11/25/21	at Texas	1	6	0	6

*denotes game started; **Bold Italics** denotes career high

DINEEN'S GAME-BY-GAME RUSHING

Date	Opponent	No	Yds	TD	LG
9/11/21	SOUTHERN ILLINOIS	1	2	0	2
1/4/22	vs. LSU	4	18	0	7
9/10/22	MISSOURI	1	2	0	2

*denotes game started; **Bold Italics** denotes career high

DINEEN'S CAREER RECEIVING STATS

YEAR	G/S	NO	YDS	AVG	TD	LG
2019	12/1	3	24	8.0	0	10
2020	9/3	7	78	11.1	0	24
2021	12/7	4	16	4.0	0	9
TOTAL	36/11	14	118	8.4	0	24

DINEEN'S CAREER RUSHING STATS

YEAR	G/S	NO	YDS	AVG	TD	LG
2021	12/7	5	20	4.0	0	7
2022	1/0	1	2	2.0	0	2
TOTAL	36/11	6	22	3.7	0	7



29

KHALID DUKE

LB • 6-4 • 246 • Jr.-3L
Atlanta, Ga. • Riverside Military Academy

- An athletic and physical defender who can play both linebacker and defensive end.

- Has stated all 4 games this year after seeing action in only 3 games last year as an injury cut his season short.

- Tallied sacks in the first 2 contests of 2021.

- Started 8 games in 2020, the first starts of his career.

- Rated the 83rd-best outside linebacker in the Class of 2019 according to ESPN.

- Earned first team all-state honors from the *Atlanta Journal Constitution* in 2018, the first by a player at his high school since 2013.

DUKE'S GAME-BY-GAME STATS

Date	Opponent	UA-AT-TT	TFL	SACK	INT	PD	F/R
9/7/19	BOWLING GREEN	1-0-1	0-0-0	0-0-0	0	0	0/1
11/2/19	at Kansas	2-0-2	1-0-6	1-0-6	0	0	0/0
11/16/19	WEST VIRGINIA	1-0-1	1-0-8	1-0-8	0	0	0/0
11/23/19	at Texas Tech	0-1-1	0-0-0	0-0-0	0	0	0/0
12/31/19	vs. Navy	1-1-2	1-0-4	0-0-0	0	1	0/0
9/26/20	at Oklahoma*	3-6-9	1-0-3	0-0-0	0	0	0/0
10/3/20	TEXAS TECH*	4-0-4	0-0-0	0-0-0	0	0	0/0
10/10/20	TCU*	1-0-1	0-0-0	0-0-0	0	0	0/0
10/24/20	KANSAS*	2-0-2	0-0-0	0-0-0	0	0	0/0
10/31/20	at West Virginia*	2-1-3	2-0-6	1-0-4	0	0	0/0
11/7/20	OKLAHOMA ST.*	1-0-1	0-0-0	0-0-0	0	0	0/0
11/21/20	at Iowa State*	2-2-4	0-0-0	0-0-0	0	0	0/0
11/28/20	at Baylor*	2-0-2	0-0-0	0-0-0	0	0	0/0
9/4/21	vs. Stanford	2-2-4	1-0-7	1-0-7	0	0	0/0
9/11/21	S. ILLINOIS	1-1-2	1-0-10	1-0-10	0	0	0/0
9/3/22	SOUTH DAKOTA*	1-0-1	0-0-0	0-0-0	0	0	0/0
9/10/22	MISSOURI*	3-0-3	0-0-0	0-0-0	0	0	0/0
9/17/22	TULANE*	4-0-4	0-0-0	0-0-0	0	0	0/0
9/24/22	at Oklahoma*	1-2-3	0-0-0	0-0-0	0	0	0/0

*denotes game started; **Bold Italics** denotes career high

DUKE'S CAREER STATS

Year	G/S	UA-AT-TT	TFL	SACK	INT	PD	F/R
2019	7/0	5-2-7	3-0-18	2-0-14	0	1	0/1
2020	9/8	17-9-26	3-0-9	1-0-4	0	0	0/0
2021	3/0	3-3-6	2-0-17	2-0-17	0	0	0/0
2022	4/4	9-2-11	0-0-0	0-0-0	0	0	0/0
TOTAL	23/12	34-16-50	8-0-44	5-0-35	0	1	0/1



31

DJ GIDDENS

RB • 6-1 • 212 • Fr.-RS
Junction City, Kan. • Junction City

- Has seen action in each of the first 4 games, scoring a TD in the first 2 contests, while he has a rush of at least 12 yds in all 4 games.

- Redshirted the 2021 season after prepping at nearby Junction City HS.

- Rushed for 1,912 yards and 34 TDs during his prep career, including 1,255 yards and 30 scores as a senior in 2020.

- His rushing total in 2020 ranked as the 5th most in school history.

- Ranked among the program's top 10 in career rushing TDs (34; t2nd), total TDs (34; 4th), carries (266; 5th) and rushing yds (1,912; 7th).

- Scored 5 TDs in a game vs. Wichita East, only the 3rd player in school history to reach that mark.

- Also ran for 216 yards in the Kansas Class 6A state championship game.

GIDDENS' GAME-BY-GAME RUSHING

Date	Opponent	No	Yds	TD	LG
9/3/22	SOUTH DAKOTA	6	57	1	16
9/10/22	MISSOURI	2	29	1	28
9/17/22	TULANE	9	46	0	17
9/24/22	at Oklahoma	2	13	0	12

Bold Italics denotes career high

GIDDENS' GAME-BY-GAME RECEIVING

Date	Opponent	No	Yds	TD	LG
9/3/22	SOUTH DAKOTA	1	3	0	3

Bold Italics denotes career high

GIDDENS' CAREER RUSHING STATS

YEAR	G/S	NO	YDS	AVG	TD	LG
2022	4/0	19	145	7.6	2	28
TOTAL	4/0	19	145	7.6	2	28



34

BEN SINNOTT

TE • 6-4 • 247 • So.-1L
Waterloo, Iowa • Columbus Catholic

- An athletic TE who has played in 15 career games with 6 starts, including all 4 games this year.

- Tallied career highs in catches (4) and yds (80) in K-State's win at No. 6 Oklahoma.

- Has a reception in all 4 games this year.

- Scored the first TD of his career on a rush at Kansas last year.

- A 2021 First Team Academic All-Big 12 performer.

- Attended the same high school that produced K-State head coach Chris Klieman.

SINNOTT'S GAME-BY-GAME RECEIVING

Date	Opponent	No	Yds	TD	LG
9/18/21	NEVADA	1	11	0	11
1/4/22	vs. LSU*	1	4	0	4
9/3/22	SOUTH DAKOTA*	2	12	0	8
9/10/22	MISSOURI*	1	3	0	3
9/17/22	TULANE*	2	7	0	4
9/24/22	at Oklahoma*	4	80	0	27

Bold Italics denotes career high

SINNOTT'S GAME-BY-GAME RUSHING

Date	Opponent	No	Yds	TD	LG
10/2/21	OKLAHOMA*	1	9	0	9
10/30/21	TCU	1	2	0	2
11/6/21	at Kansas	1	1	1	1

*denotes game started; **Bold Italics** denotes career high

SINNOTT'S CAREER RECEIVING STATS

YEAR	G/S	NO	YDS	AVG	TD	LG
2021	12/2	2	15	7.5	0	11
2022	4/4	9	102	11.3	0	27
TOTAL	16/6	11	117	10.6	0	27

SINNOTT'S CAREER RUSHING STATS

YEAR	G/S	NO	YDS	AVG	TD	LG
2021	12/2	3	12	4.0	1	9
TOTAL	16/6	3	12	4.0	1	9



38

BRENDAN MOTT

DE • 6-5 • 240 • Jr.-SQ
Iowa City, Iowa • Iowa City West

- Has seen action in 6 career games as he battled injuries throughout the 2021 season.

- Made his first-career start in K-State's win at No. 6 Oklahoma.

- Carded his first-career sack in the 2022 opener vs. South Dakota.

- Father, Joe, was an All-Big Ten defensive end at Iowa and was selected in the 3rd round of the 1989 NFL Draft by the New York Jets, while he also played for the Green Bay Packers.



MOTT'S GAME-BY-GAME STATS

Date	Opponent	UA-AT-TT	TFL	SACK	INT	PD	F/R
10/24/20	KANSAS	1-0-1	0.0-0	0.0-0	0	0	0/0
9/3/22	SOUTH DAKOTA	2-0-2	1.0-7	1.0-7	0	0	0/0
9/10/22	MISSOURI	2-0-2	1.0-14	0.0-0	0	0	0/0
9/17/22	TULANE	1-1-2	0.0-0	0.0-0	0	0	0/0
9/24/22	at Oklahoma*	0-1-1	0.0-0	0.0-0	0	0	0/0

Bold Italics denotes career high

MOTT'S CAREER STATS

Year	G/S	UA-AT-TT	TFL	SACK	INT	PD	F/R
2020	1/0	1-0-1	0.0-0	0.0-0	0	0	0/0
2022	4/1	5-2-7	2.0-21	1.0-7	0	0	0/0
TOTAL	6/1	6-2-8	2.0-21	1.0-7	0	0	0/0



AUSTIN MOORE

LB • 6-1 • 217 • Jr.-2L
Louisburg, Kan. • Louisburg

- A former in-state walk-on who has played in 24 games over the last 2-plus seasons, including starts in each of the first 4 games of 2022.
- Leads the team in both tackles (28) and TFLs (5.0).
- Ranks 6th in the Big 12 in TFLs and 9th in tackles as he has at least a half TFL in all 4 games this year.
- Set a career high with 2.0 TFLs vs. Missouri and duplicated that mark vs. Tulane, the latter including his first-career sack.
- A significant contributor on kickoff coverage and the punt return unit throughout his career.
- A two-time First Team Academic All-Big 12 performer.

MOORE'S GAME-BY-GAME STATS

Date	Opponent	UA-AT-TT	TFL	SACK	INT	PD	F/R
9/26/20	at Oklahoma	0-1-1	0.0-0	0.0-0	0	0	0/0
10/24/20	KANSAS	3-0-3	0.0-0	0.0-0	0	0	0/0
9/11/21	S. ILLINOIS	1-1-2	0.0-0	0.0-0	0	0	0/0
10/23/21	at Texas Tech	1-0-1	0.0-0	0.0-0	0	0	0/0
10/30/21	TCU	2-1-3	1.0-1	0.0-0	0	0	0/0
11/6/21	at Kansas*	4-1-5	0.5-1	0.0-0	0	0	0/0
11/13/21	WEST VIRGINIA	0-1-1	0.5-1	0.0-0	0	0	0/0
11/20/21	BAYLOR	1-1-2	0.5-1	0.0-0	0	0	0/0
11/25/21	at Texas	1-0-1	0.0-0	0.0-0	0	0	0/0
1/4/22	vs. LSU	2-1-3	0.5-0	0.0-0	0	0	0/0
9/3/22	SOUTH DAKOTA*	3-2-5	0.5-1	0.0-0	0	0	0/0
9/10/22	MISSOURI*	4-2-6	2.0-2	0.0-0	0	0	0/0
9/17/22	TULANE*	6-2-8	2.0-5	1.0-3	0	0	0/0
9/24/22	at Oklahoma*	4-5-9	0.5-3	0.5-3	0	0	0/0

* denotes game started; **Bold Italics** denotes career high

MOORE'S CAREER STATS

Year	G/S	UA-AT-TT	TFL	SACK	INT	PD	F/R
2020	7/0	3-1-4	0.0-0	0.0-0	0	0	0/0
2021	13/1	12-6-18	3.0-4	0.0-0	0	0	0/0
2022	4/4	17-11-28	5.0-11	1.5-6	0	0	0/0
TOTAL	24/5	32-18-50	8.0-15	1.5-6	0	0	0/0

CODY STUFFLEBEAN

DE • 6-4 • 257 • So.-SQ
McPherson, Kan. • McPherson

- An in-state product who came to K-State as a tight end but transitioned to defensive end toward the latter part of the 2021 season.
- Viewed as the 88th-best athlete in the Class of 2020 by 247Sports, while ESPN rated him as a defensive end, placing him at No. 96.

STUFFLEBEAN'S GAME-BY-GAME STATS

Date	Opponent	UA-AT-TT	TFL	SACK	INT	PD	F/R
9/3/22	SOUTH DAKOTA	1-0-1	0.0-0	0.0-0	0	0	0/0
9/10/22	MISSOURI	1-0-1	0.0-0	0.0-0	0	0	0/0
9/24/22	at Oklahoma	0-1-1	0.0-0	0.0-0	0	0	0/0

Bold Italics denotes career high

STUFFLEBEAN'S CAREER STATS

Year	G/S	UA-AT-TT	TFL	SACK	INT	PD	F/R
2022	4/0	2-1-3	0.0-0	0.0-0	0	0	0/0
TOTAL	4/0	2-1-3	0.0-0	0.0-0	0	0	0/0



NICK ALLEN

LB • 6-0 • 220 • Sr.-3L
Overland Park, Kan. • Blue Valley Southwest

- A former in-state walk-on who has seen time in 38 career games, including a start last season vs. Southern Illinois.
- Carded his first-career INT vs. MU, teaming with **Daniel Green** to have LBs with multiple picks in a games for the first time since 2015.
- Coming off a season-ending injury in last year's regular-season finale at Texas.
- Led the team with 6 special teams tackles in 2021, including 5 on kickoff coverage.
- A three-time First Team Academic All-Big 12 performer.

ALLEN'S GAME-BY-GAME STATS

Date	Opponent	UA-AT-TT	TFL	SACK	INT	PD	F/R
9/7/19	BOWLING GREEN	0-0-0	0.0-0	0.0-0	0	1	0/0
9/28/19	at Oklahoma State	1-0-1	0.0-0	0.0-0	0	0	0/0
10/26/19	OKLAHOMA	1-0-1	0.0-0	0.0-0	0	0	0/0
11/21/20	at Iowa State	2-0-2	0.0-0	0.0-0	0	0	0/0
9/11/21	S. ILLINOIS*	1-0-1	0.0-0	0.0-0	0	0	0/0
9/18/21	NEVADA	1-0-1	0.0-0	0.0-0	0	0	0/0
9/25/21	at Oklahoma St.	7-3-10	0.5-1	0.0-0	0	0	0/0
10/30/21	TCU	3-0-3	0.0-0	0.0-0	0	0	0/1
11/6/21	at Kansas	3-0-3	0.0-0	0.0-0	0	0	0/0
11/13/21	WEST VIRGINIA	0-1-1	0.0-0	0.0-0	0	0	0/0
11/20/21	BAYLOR	2-0-2	0.0-0	0.0-0	0	0	0/0
9/3/22	SOUTH DAKOTA	1-0-1	0.0-0	0.0-0	0	0	0/0
9/10/22	MISSOURI	0-0-0	0.0-0	0.0-0	1	1	0/0
9/17/22	TULANE	1-1-2	0.0-0	0.0-0	0	0	0/0
9/24/22	at Oklahoma	1-1-2	0.0-0	0.0-0	0	0	0/0

* denotes game started; **Bold Italics** denotes career high

ALLEN'S CAREER STATS

Year	G/S	UA-AT-TT	TFL	SACK	INT	PD	F/R
2019	13/0	2-0-2	0.0-0	0.0-0	0	1	0/0
2020	9/0	2-0-2	0.0-0	0.0-0	0	0	0/0
2021	12/1	17-4-21	0.5-1	0.0-0	0	0	0/1
2022	4/0	3-2-5	0.0-0	0.0-0	1	1	0/0
TOTAL	38/1	24-6-30	0.5-1	0.0-0	1	2	0/1



WILL SWANSON

TE • 6-5 • 244 • So.-1L
Papillion, Neb. • La Vista South

- A 3rd-year member of the program who played in 4 games last year as a redshirt FR.
- Used primarily as a blocking tight end last season.
- Regarded as the 24th-best tight end (Y) in the Class of 2020 by ESPN, while he was rated No. 37 by Rivals and No. 41 by 247Sports.
- Viewed as the 3rd-best prospect in the state of Nebraska by both ESPN and 247Sports, and No. 5 by Rivals

SWANSON'S GAME-BY-GAME STATS

Date	Opponent	No	Yds	TD	LG
9/3/22	SOUTH DAKOTA	2	23	0	18

Bold Italics denotes career high



KADE WARNER

WR • 6-1 • 204 • Sr.-1L
Scottsdale, Ariz. • Univ. of Nebraska

- In his 2nd year at K-State – and 6th year overall in college football – as he transferred prior to the 2021 season after playing 3 years at Nebraska.
- Hauled in his first-career TD on a 21-yd catch vs. Tulane.
- Saw action in all 13 games last year, including the Texas Bowl win vs. LSU when he set a new career high with 42 yds.
- Was teammates at Nebraska with current K-State QB **Adrian Martinez** and linebacker **Will Honas**.
- Selected a team captain for the 2022 season.
- Son of Pro Football Hall of Fame quarterback Kurt Warner, who is a current analyst on NFL Network.
- Kurt played QB at Northern Iowa from 1989 to 1993, as he was teammates with current K-State head coach **Chris Klieman**.

WARNER'S GAME-BY-GAME STATS

Date	Opponent	No	Yds	TD	LG
9/29/18	PURDUE*	2	16	0	10
10/6/18	at Wisconsin*	1	6	0	6
10/13/18	at Northwestern*	2	11	0	6
10/20/18	MINNESOTA*	1	3	0	3
11/10/18	ILLINOIS*	4	20	0	8
11/17/18	MICHIGAN STATE*	3	23	0	14
11/23/18	at Iowa	4	16	0	8
10/12/19	at Minnesota	3	38	0	26
11/2/19	at Purdue*	1	18	0	18
11/23/19	at Maryland*	2	14	0	12
11/29/19	IOWA*	2	31	0	20
11/7/20	at Northwestern*	2	13	0	7
11/14/20	PENN STATE*	1	13	0	13
11/27/20	at Iowa	1	9	0	9



12/12/20	MINNESOTA	1	5	0	5
9/25/21	at Oklahoma State	1	21	0	21
10/2/21	OKLAHOMA	1	4	0	4
10/16/21	IOWA STATE	1	5	0	5
10/23/21	at Texas Tech	2	35	0	26
10/30/21	TCU	2	19	0	12
11/6/21	at Kansas	3	36	0	19
11/13/21	WEST VIRGINIA	1	4	0	4
1/4/22	vs. LSU	3	42	0	25
9/3/22	SOUTH DAKOTA*	3	10	0	6
9/10/22	MISSOURI	1	4	0	4
9/17/22	TULANE	4	46	1	21
9/24/22	at Oklahoma*	3	26	0	16

2018-20 Seasons at Nebraska

* denotes game started; **Bold Italics** denotes career high

WARNER'S CAREER STATS

YEAR	G/S	NO	YDS	AVG	TD	LG
2018*	8/7	17	95	5.6	0	14
2019*	7/5	8	101	12.6	0	26
2020*	8/4	5	40	8.0	0	13
2021	13/0	14	166	11.9	0	26
2022	4/2	11	86	7.8	1	21
TOTAL	40/18	55	488	8.9	1	26

* at Nebraska



ELI HUGGINS

NG • 6-5 • 297 • Sr.-3L
Cumming Ga. • West Forsyth

- A career 25-game starter who is in his 6th season.
- Started every game last year en route to Honorable Mention All-Big 12 honors.
- A three-time Academic All-Big 12 performer who earned first-team honors each of the last 2 seasons.
- Voted a team captain for the 2022 season.
- Young brother, **Jake**, is a fullback for the Wildcats.

HUGGINS' GAME-BY-GAME STATS

Date	Opponent	UA-AT-TT	TFL	SACK	INT	PD	F/R
9/15/18	UTSA	0-1-1	0.0-0	0.0-0	0	0	0/0
9/7/19	BOWLING GREEN	2-0-2	1.0-4	0.0-0	0	0	0/0
9/14/19	at Mississippi State	0-1-1	0.0-0	0.0-0	0	0	0/0
9/28/19	at Oklahoma State	1-1-2	0.0-0	0.0-0	0	0	0/0
9/12/20	ARKANSAS STATE*	3-0-3	1.0-10	1.0-10	0	0	0/0
10/3/20	TEXAS TECH	1-0-1	1.0-1	0.0-0	0	0	0/0
10/10/20	at TCU*	1-2-3	0.5-1	0.0-0	0	0	0/0
10/24/20	KANSAS*	1-2-3	0.5-2	0.5-2	0	0	0/0
10/31/20	at West Virginia*	1-2-3	0.0-0	0.0-0	0	0	0/0
11/7/20	OKLAHOMA STATE*	2-1-3	2.0-6	0.0-0	0	0	0/0
11/21/20	at Iowa State*	0-1-1	0.0-0	0.0-0	0	0	0/0
11/28/20	at Baylor*	2-2-4	1.0-2	0.0-0	0	0	0/0
12/5/20	TEXAS*	0-1-1	0.0-0	0.0-0	0	0	0/0
9/4/21	vs. Stanford*	1-1-2	1.0-6	1.0-6	0	0	0/0
9/11/21	S. ILLINOIS*	1-0-1	0.0-0	0.0-0	0	0	0/0
9/18/21	NEVADA*	2-1-3	0.5-1	0.0-0	0	0	0/0
9/25/21	at Oklahoma St.*	0-1-1	0.5-2	0.0-0	0	0	0/0
10/2/21	OKLAHOMA*	2-0-2	0.0-0	0.0-0	0	0	0/0
10/16/21	IOWA STATE*	2-0-2	1.0-3	0.0-0	0	0	0/0
10/30/21	TCU*	1-1-2	0.5-1	0.0-0	0	0	0/0
11/13/21	WEST VIRGINIA*	1-2-3	1.5-9	1.0-9	0	0	0/0
11/25/21	at Texas*	2-0-2	1.0-1	1.0-1	0	0	0/0
1/4/22	vs. LSU*	1-2-3	0.0-0	0.0-0	0	0	0/0
9/3/22	SOUTH DAKOTA*	1-2-3	1.5-11	1.0-10	0	0	0/0
9/10/22	MISSOURI*	2-1-3	1.0-4	0.0-0	0	0	0/0
9/17/22	TULANE*	1-0-1	0.0-0	0.0-0	0	0	0/0
9/24/22	at Oklahoma*	2-0-2	0.0-0	0.0-0	0	0	0/0

* denotes game started; **Bold Italics** denotes career high

HUGGINS' CAREER STATS

Year	G/S	UA-AT-TT	TFL	SACK	INT	PD	F/R
2018	1/0	0-1-1	0.0-0	0.0-0	0	0	0/0
2019	6/0	3-2-5	1.0-4	0.0-0	0	0	0/0
2020	9/8	11-11-22	6.0-22	1.5-12	0	0	0/0
2021	13/13	13-8-21	6.0-23	3.0-16	0	0	0/0
2022	4/4	6-3-9	2.5-15	1.0-10	0	0	0/0
TOTAL	33/25	33-25-58	15.5-64	5.5-38	0	0	0/0



JAYLEN PICKLE

DE • 6-5 • 310 • Sr.-2L
Cimarron, Kan. • Cimarron

- A big lineman who moved from DT to DE during K-State's transition from a 4-man front to a 3-man alignment.
- Set a new career high with 5 tackles in K-State's win at No. 6 Oklahoma.
- Played in every game last year with starts in each of the first 5.
- Recorded a hustle INT on a tipped ball in the flat vs. Southern Illinois, the first INT by a Wildcat interior defensive lineman since 2016 (Matt Seiwert against Missouri State).

PICKLE'S GAME-BY-GAME STATS

Date	Opponent	UA-AT-TT	TFL	SACK	INT	PD	F/R
9/26/20	at Oklahoma*	0-4-4	0.0-0	0.0-0	0	0	0/0
10/3/20	TEXAS TECH*	0-0-0	0.0-0	0.0-0	0	2	0/0
10/24/20	KANSAS	1-0-1	0.0-0	0.0-0	0	1	0/0
10/31/20	at West Virginia	1-2-3	0.5-1	0.0-0	0	0	0/0
11/7/20	OKLAHOMA STATE	1-0-1	0.0-0	0.0-0	0	0	0/0
12/5/20	TEXAS	1-0-1	0.0-0	0.0-0	0	0	0/0
9/4/21	vs. Stanford*	1-1-2	0.0-0	0.0-0	0	0	0/0
9/11/21	S. ILLINOIS*	0-1-1	0.0-0	0.0-0	1	1	0/0
9/25/21	at Oklahoma St.*	2-0-2	0.0-0	0.0-0	0	0	0/0
10/2/21	OKLAHOMA*	1-0-1	0.0-0	0.0-0	0	0	0/0
10/23/21	at Texas Tech	3-1-4	0.0-0	0.0-0	0	0	0/0
10/30/21	TCU	1-0-1	0.0-0	0.0-0	0	0	0/0
11/20/21	BAYLOR	1-0-1	0.0-0	0.0-0	0	0	0/0
11/25/21	at Texas	4-0-4	1.0-2	0.0-0	0	0	0/0
1/4/22	vs. LSU	1-0-1	0.0-0	0.0-0	0	0	0/0
9/3/22	SOUTH DAKOTA	1-1-2	1.5-2	1.0-2	0	1	0/0
9/17/22	TULANE	3-0-3	0.0-0	0.0-0	0	0	0/0
9/24/22	at Oklahoma	2-3-5	0.5-2	0.5-2	0	0	0/0

* denotes game started; **Bold Italics** denotes career high

PICKLE'S CAREER STATS

Year	G/S	UA-AT-TT	TFL	SACK	INT	PD	F/R
2020	8/2	4-6-10	0.5-1	0.0-0	0	3	0/0
2021	13/5	14-3-17	1.0-2	0.0-0	1	1	0/0
2022	4/0	6-4-10	2.0-4	1.5-4	0	1	0/0
TOTAL	26/7	24-13-37	3.5-7	1.5-4	1	5	0/0



NATE MATLACK

DE • 6-5 • 245 • So.-1L
Olathe, Kan. • Olathe East

- Played in 13 games last year, including starts in each of the final 3 games, as he earned votes for the Big 12 Defensive Freshman of the Year award.
- Also started the first 3 games of 2022.
- A 2021 First Team Academic All-Big 12 performer.

MATLACK'S GAME-BY-GAME STATS

Date	Opponent	UA-AT-TT	TFL	SACK	INT	PD	F/R
9/18/21	NEVADA	1-1-2	0.5-4	0.5-4	0	0	0/0
10/23/21	at Texas Tech	2-1-3	1.0-6	1.0-6	0	0	0/0
10/30/21	TCU	1-0-1	0.0-0	0.0-0	0	0	0/0
11/6/21	at Kansas	0-1-1	0.0-0	0.0-0	0	1	0/0
11/13/21	WEST VIRGINIA	4-0-4	2.0-15	1.0-9	0	0	1/0
11/20/21	BAYLOR*	3-0-3	2.0-15	1.0-12	0	0	1/0
11/25/21	at Texas*	1-0-1	0.0-0	0.0-0	0	0	0/0
1/4/22	vs. LSU*	1-1-2	0.0-0	0.0-0	0	0	0/0
9/3/22	SOUTH DAKOTA*	1-0-1	1.0-4	0.0-0	0	0	0/0

Bold Italics denotes career high

MATLACK'S CAREER STATS

Year	G/S	UA-AT-TT	TFL	SACK	INT	PD	F/R
2021	13/3	13-4-17	5.5-40	3.5-31	0	1	2/0
2022	4/3	1-0-1	1.0-4	0.0-0	0	0	0/0
TOTAL	17/6	14-4-18	6.5-47	3.5-31	0	1	2/0



UDO SEUMALO

NG • 6-3 • 340 • Jr.-TR
Maunaloa, Hawai'i • Garden City CC

- Had TFLs in each of the first 2 games, while he batted down a pair of passes late in K-State's win at No. 6 Oklahoma.
- A transfer from Garden City CC who is in his first year at K-State.
- Played in just 6 games as a high school senior before going to Garden City CC.

SEUMALO'S GAME-BY-GAME STATS

Date	Opponent	UA-AT-TT	TFL	SACK	INT	PD	F/R
9/3/22	SOUTH DAKOTA	2-0-2	1.0-1	0.0-0	0	0	0/0
9/10/22	MISSOURI	1-0-1	1.0-2	0.0-0	0	0	0/0
9/24/22	at Oklahoma	0-0-0	0.0-0	0.0-0	0	2	0/0

Bold Italics denotes career high

SEUMALO'S CAREER STATS

Year	G/S	UA-AT-TT	TFL	SACK	INT	PD	F/R
2022	4/0	3-0-3	2.0-3	0.0-0	0	2	0/0
TOTAL	4/0	3-0-3	2.0-3	0.0-0	0	2	0/0



2022 SCHEDULE AND RESULTS (OVERALL: 3-1 • HOME: 2-1 • ROAD: 1-0 • NEUTRAL: 0-0 • BIG 12: 1-0)

DATE	(CFP/AP/C) OPPONENT	RESULT	SCORE	TV	ATTEND	TOP PASSER	TOP RUSHER	TOP RECEIVER	TOP TACKLER
Sept. 3	South Dakota	W	34-0	Big 12 Now	50,469	A. Martinez (11-15-0, 53)	D. Vaughn (18-126-1)	M. Knowles (3-14-0)	A. Moore (5)
Sept. 10	Missouri	W	40-12	ESPN2	51,806	A. Martinez (9-20-0, 101)	D. Vaughn (24-145-2)	P. Brooks (3-57-0)	D. Green (7)
Sept. 17	Tulane	L	10-17	Big 12 Now	50,887	A. Martinez (21-31-0, 150, TD)	D. Vaughn (20-81-0)	D. Vaughn (8-30-0)	A. Moore (8)
Sept. 14	at 6/6 Oklahoma*	W	41-34	FOX	84,376	A. Martinez (21-34-0, 234, TD)	A. Martinez (21-148-4)	P. Brooks (7-56-0)	K. Savage (11)
Oct. 1	nt/rtv Texas Tech*			Big 12 Now					
Oct. 8	at nt/rtv Iowa State*			ESPNU					
Oct. 22	at nt/rtv TCU*								
Oct. 29	9/7 Oklahoma State*								
Nov. 5	nt/rtv Texas*								
Nov. 12	at 16/14 Baylor*								
Nov. 19	at West Virginia*								
Nov. 26	nt/rtv Kansas*								

* Big 12 Conference Game

TEAM STATISTICS

	KANSAS STATE	OPPONENTS
Scoring	125	63
Points per game	31.3	15.8
Points Off Turnovers	22	6
First Downs	80	71
Rushing	50	33
Passing	25	34
Penalty	5	4
Rushing Yardage	993	605
Yards gained rushing	1053	705
Yards lost rushing	60	100
Rushing attempts	179	144
Average per rush	5.5	4.2
Average per game	248.3	151.3
TDs Rushing	12	2
Passing Yardage	580	773
Comp-Att-Int	66-104-0	72-130-7
Average per pass	5.6	5.9
Average per catch	8.8	10.7
Average per game	145.0	193.3
TDs Passing	2	5
Total offense	1573	1378
Total plays	283	274
Average per play	5.6	5.0
Average per game	393.3	344.5
Kick returns: #-Yards	4-105	5-97
Punt returns: #-Yards	1-93	3-20
Int returns: #-Yards	7-52	0-0
Kick return average	26.3	19.4
Punt return average	93.0	6.7
Int return average	7.4	0.0
Fumbles-Lost	3-2	3-0
Penalties-Yards	23-162	31-233
Average per game	40.5	58.3
Punts-Yards	20-923	25-1069
Average per punt	46.2	42.8
Net punt average	43.3	35.7
Kickoffs-Yards	23-1443	14-873
Average per kick	62.7	62.4
Net kick average	39.6	37.0
Time of possession / game	32:47	27:13
3rd-down conversion	19/59	15/57
3rd-down pct	32%	26%
4th-down conversion	6/12	3/8
4th-down pct	50%	38%
Sacks by-Yards	8-39	4-19
Touchdowns scored	16	7
Field goals - attempts	5-7	5-5
On-Side kicks	0-0	0-1
Red-zone scores	(14-16) 88%	(7-8) 88%
Red-zone touchdowns	(9-16) 56%	(5-8) 63%
PAT-attempts	(14-16) 88%	(6-6) 100%
2-point conversion-attempts	(0-0) 0%	(0-0) 0%
Attendance	153162	84376
Games / Avg per game	3/51054	1/84376

SCORE BY QUARTERS	1ST	2ND	3RD	4TH	TOTAL
Kansas St.	41	40	16	28	125
Opponents	17	10	9	27	63

RUSHING

PLAYER	GP	ATT.	GAIN	LOSS	NET	AVG.	TD	LONG	YPG
Deuce Vaughn	4	87	484	16	468	5.4	3	39	117.0
Adrian Martinez	4	60	326	28	298	5.0	6	55	74.5
DJ Giddens	4	19	150	5	145	7.6	2	28	36.3
Jake Rubley	2	5	9	7	2	0.4	0	3	1.0
Phillip Brooks	4	1	3	0	3	3.0	0	3	0.8
Malik Knowles	4	1	75	0	75	75.0	1	75	18.8
Jax Dineen	3	1	2	0	2	2.0	0	2	0.7
Kade Warner	4	1	2	0	2	2.0	0	2	0.5
Anthony Frias II	1	1	2	0	2	2.0	0	2	2.0
Team	4	3	0	4	-4	-1.3	0	0	-1.0
Total	4	179	1053	60	993	5.5	12	75	248.3
Opponents	4	144	705	100	605	4.2	2	29	151.3

PASSING

PLAYER	GP	EFFIC.	CMP-ATT-INT	PCT.	YARDS	TD	LG	AVG/G
Adrian Martinez	4	113.8	62-100-0	62.0	538	2	28	134.5
Jake Rubley	2	188.2	4-4-0	100.0	42	0	18	21.0
Total	4	116.7	66-104-0	63.5	580	2	28	145.0
Opponents	4	107.3	72-130-7	55.4	773	5	56	193.3

RECEIVING

PLAYER	GP	NO	YDS	AVG	TD	LONG	AVG/G
Malik Knowles	4	14	144	10.3	1	25	36.0
Deuce Vaughn	4	12	49	4.1	0	8	12.3
Phillip Brooks	4	11	119	10.8	0	28	29.8
Kade Warner	4	11	86	7.8	1	21	21.5
Ben Sinnott	4	9	102	11.3	0	27	25.5
Sammy Wheeler	4	2	19	9.5	0	10	4.8
Will Swanson	4	2	23	11.5	0	18	5.8
RJ Garcia II	4	2	24	12.0	0	17	6.0
Seth Porter	4	1	7	7.0	0	7	1.8
Christian Moore	4	1	4	4.0	0	4	1.0
DJ Giddens	4	1	3	3.0	0	3	0.8
Total	4	66	580	8.8	2	28	145.0
Opponents	4	72	773	10.7	5	56	193.3



TOTAL OFFENSE

PLAYER	GP	PLAYS	RUSH	PASS	TOTAL	AVG/G
Adrian Martinez	4	160	298	538	836	209.0
Deuce Vaughn	4	87	468	0	468	117.0
DJ Giddens	4	19	145	0	145	36.3
Malik Knowles	4	1	75	0	75	18.8
Jake Rubley	2	9	2	42	44	22.0
Phillip Brooks	4	1	3	0	3	0.8
Jax Dineen	3	1	2	0	2	0.7
Kade Warner	4	1	2	0	2	0.5
Anthony Frias II	1	1	2	0	2	2.0
Team	4	0	-4	0	-4	-1.0
Total	4	283	993	580	1573	393.3
Opponents	4	274	605	773	1378	344.5

SCORING

PLAYER	TD	FGS	PATs					SAF	PTS
			KICK	RUSH	RCV	PASS	DXP		
Adrian Martinez	6	-	-	-	-	-	-	-	36
Chris Tennant	-	5-7	14-16	-	-	-	-	-	29
Deuce Vaughn	3	-	-	-	-	-	-	-	18
Malik Knowles	2	-	-	-	-	-	-	-	12
DJ Giddens	2	-	-	-	-	-	-	-	12
Phillip Brooks	1	-	-	-	-	-	-	-	6
Kade Warner	1	-	-	-	-	-	-	-	6
Desmond Purnell	1	-	-	-	-	-	-	-	6
Total	16	5-7	14-16	0	0	0	0	0	125
Opponents	7	5-5	6-6	0	0	0	0	0	63

PUNT RETURNS

PLAYER	NO	YDS	AVG	TD	LONG
Phillip Brooks	1	76	76.0	1	76
Total	1	93	93.0	2	76
Opponents	3	20	6.7	0	10

KICKOFF RETURNS

PLAYER	NO	YDS	AVG	TD	LONG
Malik Knowles	3	101	33.7	0	58
Cody Stufflebean	1	4	4.0	0	4
Total	4	105	26.3	0	58
Opponents	5	97	19.4	0	35

INTERCEPTIONS

PLAYER	NO	YDS	AVG	TD	LONG
Cincere Mason	2	0	0.0	0	0
Daniel Green	2	50	25.0	0	49
Kobe Savage	2	0	0.0	0	0
Nick Allen	1	2	2.0	0	2
Total	7	52	7.4	0	49
Opponents	0	0	0.0	0	0

FUMBLE RETURNS

PLAYER	NO	YDS	AVG	TD	LONG
Total	0	0	0.0	0	0
Opponents	2	0	0.0	0	0

ALL-PURPOSE YARDAGE

PLAYER	G	RUSH	REC	PR	KOR	IR	TOT	AVG/G
Deuce Vaughn	4	468	49	0	0	0	517	129.3
Malik Knowles	4	75	144	0	101	0	320	80.0
Adrian Martinez	4	298	0	0	0	0	298	74.5
Phillip Brooks	4	3	119	76	0	0	198	49.5
DJ Giddens	4	145	3	0	0	0	148	37.0
Ben Sinnott	4	0	102	0	0	0	102	25.5
Kade Warner	4	2	86	0	0	0	88	22.0
Daniel Green	4	0	0	0	0	50	50	12.5
RJ Garcia II	4	0	24	0	0	0	24	6.0
Will Swanson	4	0	23	0	0	0	23	5.8
Sammy Wheeler	4	0	19	0	0	0	19	4.8
Desmond Purnell	4	0	0	17	0	0	17	4.3
Seth Porter	4	0	7	0	0	0	7	1.8
Cody Stufflebean	4	0	0	0	4	0	4	1.0
Christian Moore	4	0	4	0	0	0	4	1.0
Jake Rubley	2	2	0	0	0	0	2	1.0
Nick Allen	4	0	0	0	0	2	2	0.5
Jax Dineen	3	2	0	0	0	0	2	0.7
Anthony Frias II	1	2	0	0	0	0	2	2.0
Team	4	-4	0	0	0	0	-4	-1.0
Total	4	993	580	93	105	52	1823	455.8
Opponents	4	605	773	20	97	0	1495	373.8

PUNTING

PLAYER	NO	YDS	AVG	LONG	TB	FC	I20	50+	BLKD
Ty Zentner	20	923	46.2	66	2	9	8	7	0
Total	20	923	46.2	66	2	9	8	7	0
Opponents	25	1069	42.8	61	5	9	5	8	1

FIELD GOALS

PLAYER	FGM-FGA	PCT	1-19	20-29	30-39	40-49	50+	LG	BLK
Chris Tennant	5-7	71.4	0-0	3-3	2-3	0-1	0-0	37	0
Opponents	5-5	100.0	0-0	0-0	1-1	4-4	0-0	49	0

FIELD GOAL SEQUENCE

GAME	KANSAS STATE	OPPONENTS
South Dakota	43	-
Missouri	(35), 31, (37)	(49), (44)
Tulane	(22)	(30)
Oklahoma	(23),(29)	(41),(44)
() - Made		

KICKOFFS

PLAYER	NO	YDS	AVG	TB	OB	RETN	NET	YDLN
Ty Zentner	23	1443	62.7	13	1			
Total	23	1443	62.7	13	1	5	39.6	25
Opponents	14	873	62.4	10	0	4	37	28



GAME-BY-GAME PASSING

ADRIAN MARTINEZ	Comp	Att	Int	Pct	Yards	TD	Long	Sack	Yds	Effic.
South Dakota	11	15	0	73.3	53	0	10	3	13	103.0
Missouri	9	20	0	45.0	101	0	28	0	0	87.4
Tulane	21	31	0	67.7	150	1	21	0	0	119.0
Oklahoma	21	34	0	61.8	234	1	27	0	0	129.3
Texas Tech										
Iowa State										
TCU										
Oklahoma State										
Texas										
Baylor										
West Virginia										
Kansas										
TOTALS	62	100	0	62.0	538	2	28	4	17	113.8



JAKE RUBLEY	Comp	Att	Int	Pct	Yards	TD	Long	Sack	Yds	Effic.
South Dakota	4	4	0	100.0	42	0	18	1	6	188.2
TOTALS	4	4	0	100.0	42	0	18	1	6	188.2

GAME-BY-GAME RUSHING (NO-YDS/TDs)

PLAYER	NO-YDS/TDs	USD	MU	TUL	OU	TTU	ISU	TCU	OSU	UT	BU	WV	KU
Deuce Vaughn	87-468/3	18-126/1	24-145/2	20-81/0	25-116/0								
Adrian Martinez	60-298/6	13-39/1	13-52/1	13-59/0	21-148/4								
DJ Giddens	19-145/2	6-57/1	2-29/1	9-46/0	2-13/0								
Jake Rubley	5-2/0	5-2/0	—	DNP	DNP								
Malik Knowles	1-75/1	1-75/1	—	—	—								
Phillip Brooks	1-3/0	—	1-3/0	—	—								
Anthony Frias II	1-2/0	DNP	1-2/0	DNP	DNP								
Jax Dineen	1-2/0	DNP	1-2/0	—	—								
Kade Warner	1-2/0	—	1-2/0	—	—								
TOTALS	179-993/12	45-297/4	43-235/4	42-186/0	49-275/4								

GAME-BY-GAME RECEIVING (NO-YDS/TDs)

PLAYER	NO-YDS/TDs	USD	MU	TUL	OU	TTU	ISU	TCU	OSU	UT	BU	WV	KU
Malik Knowles	14-144/1	3-14/0	2-26/0	5-52/0	4-52/1								
Deuce Vaughn	12-49/0	1-2/0	1-4/0	8-30/0	2-13/0								
Phillip Brooks	11-119/0	—	3-57/0	1-6/0	7-56/0								
Kade Warner	11-86/1	3-10/0	1-4/0	4-46/1	3-26/0								
Ben Sinnott	9-102/0	2-12/0	1-3/0	2-7/0	4-80/0								
RJ Garcia II	2-24/0	1-17/0	—	—	1-7/0								
Will Swanson	2-23/0	2-23/0	—	—	—								
Sammy Wheeler	2-19/0	1-10/0	—	1-9/0	—								
Seth Porter	1-7/0	—	1-7/0	—	—								
Christian Moore	1-4/0	1-4/0	—	—	—								
DJ Giddens	1-3/0	1-3/0	—	—	—								
TOTALS	66-580/2	15-95/0	20-101/0	21-150/1	21-234/1								



DEFENSIVE STATISTICS

PLAYER	GP	TACKLES			TFLS NO-YDS	SACKS NO-YDS	PASS DEFENSE			FUMBLES		BLKD KICK	SA
		SOLO	AST	TOTAL			INT-YDS	PBU	QBH	RCV-YDS	FF		
Austin Moore	4	17	11	28	5.0-11	1.5-6	.	.	1
Kobe Savage	4	19	4	23	1.0-4	.	2-0
Julius Brents	4	13	6	19	1.0-0	.	.	1
Daniel Green	4	12	4	16	1.5-2	.	2-50	1
Josh Hayes	3	7	8	15	2.5-8	.	.	1
Felix Anudike-Uzomah	4	8	5	13	4.0-17	2.5-12	.	1	2	.	1	.	.
Drake Cheatum	4	6	6	12	.	.	.	2
Khalid Duke	4	9	2	11
Jaylen Pickle	4	6	4	10	2.0-4	1.5-4	.	1	2
Eli Huggins	4	6	3	9	2.5-15	1.0-10	.	.	2
TJ Smith	3	7	1	8	.	.	.	1
Ekow Boye-Doe	4	7	1	8	.	.	.	2
Brendan Mott	4	5	2	7	2.0-21	1.0-7
Cincere Mason	4	6	.	6	.	.	2-0	1
Desmond Purnell	4	2	3	5	1.0-0	.	.	.	1
Robert Hentz II	4	2	3	5	1.5-3	0.5-0
Nick Allen	4	3	2	5	.	.	1-2
Beau Palmer	3	4	.	4
Jake Clifton	2	4	.	4
Uso Seumalo	4	3	.	3	2.0-3	.	.	2
Cody Stufflebean	4	2	1	3	1
Matthew Maschmeier	4	3	.	3
VJ Payne	4	1	1	2
Trey Krause	1	2	.	2
Hunter Henry	1	1	1	2
Nickendre Stiger	2	2	.	2
Jace Friesen	4	1	.	1
Nate Matlack	4	1	.	1	1.0-4
Cartez Crook-Jones	1	1	.	1
Seth Porter	4	1	.	1	1	.
Gavin Forsha	4	1	.	1
Omar Daniels	4	1	.	1
Damian Ilalio	2	1	.	1
Jacob Parrish	4	1	.	1
Krew Jackson	2	1	.	1
Totals	4	166	68	234	27-92	8-39	7-52	13	9	0-0	1	1	0
Opponents	4	193	54	247	20-55	4-19	0-0	7	12	2-0	2	1	0

SPECIAL TEAMS TACKLES

PLAYER	TOTAL	KO	PUNT
Matthew Maschmeier	2	2	0
Nick Allen	1	0	1
Josh Hayes	1	0	1
Krew Jackson	1	1	0
Seth Porter	1	1	0
Kobe Savage	1	1	0
TOTALS	7	5	2



TOP TACKLERS GAME BY GAME

PLAYER	UT-AT-TT	USD	MU	TUL	OU	TT	ISU	TCU	OSU	UT	BU	WVU	KU
Austin Moore	17-11-28	3-2-5	4-2-6	6-2-8	4-5-9								
Kobe Savage	19-4-23	2-0-2	2-1-3	7-0-7	8-3-11								
Julius Brents	13-6-19	3-0-3	4-0-4	2-1-3	4-5-9								
Daniel Green	12-4-16	1-0-1	6-1-7	3-1-4	2-2-4								
Josh Hayes	7-8-15	DNP	3-1-4	3-1-4	2-6-8								
Felix Anudike-Uzomah	8-5-13	3-0-3	2-1-3	3-0-3	0-4-4								
Drake Cheatum	6-6-12	1-0-1	1-1-2	2-2-4	2-3-5								
Khalid Duke	9-2-11	1-0-1	3-0-3	4-0-4	1-2-3								
Jaylen Pickle	6-4-10	1-0-1	0-0-0	3-0-3	2-3-5								
Eli Huggins	6-3-9	1-2-3	2-1-3	1-0-1	2-0-2								
TJ Smith	7-1-8	DNP	0-1-1	4-0-4	3-0-3								
Ekow Boye-Doe	7-1-8	3-0-3	1-0-1	—	3-1-4								
Brendan Mott	5-2-7	2-0-2	2-0-2	1-1-2	0-1-1								
Cincere Mason	6-0-6	2-0-2	1-0-1	2-0-2	1-0-1								
Nick Allen	3-2-5	1-0-1	—	1-1-2	1-1-2								
Robert Hentz II	2-3-5	—	1-1-2	1-0-1	0-2-2								
Desmond Purnell	2-3-5	1-2-3	—	—	1-0-1								

GAME-BY-GAME TACKLES FOR LOSS

PLAYER	TFL-Yds	USD	MU	TUL	OU	TT	ISU	TCU	OSU	UT	BU	WVU	KU
Austin Moore	5.0-11	0.5-1	2.0-2	2.0-5	0.5-3								
Felix Anudike-Uzomah	4.0-17	2.0-5	0.5-1	1.0-7	0.5-1								
Josh Hayes	2.5-8	DNP	2.0-7	—	0.5-1								
Eli Huggins	2.5-15	1.5-11	1.0-4	—	—								
Brendan Mott	2.0-21	1.0-7	1.0-14	—	—								
Uso Seumalo	2.0-3	1.0-1	1.0-2	—	—								
Jaylen Pickle	2.0-4	1.5-2	—	—	0.5-2								
Robert Hentz II	1.5-3	—	1.5-3	—	—								
Daniel Green	1.5-2	—	1.0-1	0.5-1	—								
Kobe Savage	1.0-4	1.0-4	—	—	—								
Nate Matlack	1.0-4	1.0-4	—	—	—								
Julius Brents	1.0-0	—	—	0.5-0	0.5-0								
Desmond Purnell	1.0-0	0.5-0	—	—	0.5-0								
TOTAL	27-92	10-38	10-34	4-13	3-7								

GAME-BY-GAME SACKS

PLAYER	SACK-Yds	USD	MU	TUL	OU	TT	ISU	TCU	OSU	UT	BU	WVU	KU
Felix Anudike-Uzomah	2.5-12	1.0-4	0.5-1	1.0-7	—								
Austin Moore	1.5-6	—	—	1.0-3	0.5-3								
Jaylen Pickle	1.5-4	1.0-2	—	—	0.5-2								
Eli Huggins	1.0-10	1.0-10	—	—	—								
Brendan Mott	1.0-7	1.0-7	—	—	—								
Robert Hentz II	0.5-0	—	0.5-0	—	—								
TOTAL	8-39	4-23	1-1	2-10	1-5								



GAME-BY-GAME SUMMARIES

GAME	Final Score	Score By Quarter				First Downs				Rushing			Passing			Total Offense		Punting	Fumbles	Penalty	Third Downs	Total ToP
		1	2	3	4 (OT)	Ru	Pa	Pn	Tot	Att	Yds	TD	C-A-I	Yds	TD	Att	Yds	No-Avg	No-Lost	No-Yds		
South Dakota	0	0	0	0	0	6	7	0	13	35	131	0	18-34-1	139	0	69	270	7-39.1	3-0	9-75	5-16	27:41
K-State	34	20	7	7	0	15	3	1	19	45	297	4	15-19-0	95	0	64	392	5-40.4	1-0	4-34	5-14	32:19
Missouri	12	3	0	3	6	6	5	3	14	35	94	1	15-31-4	128	0	66	22	6-41.0	0-0	8-46	5-16	27:59
K-State	40	7	13	6	14	12	5	1	18	43	235	4	9-20-0	101	0	63	336	4-54.2	2-1	8-68	4-13	32:01
Tulane	17	7	0	3	7	9	8	1	18	40	160	1	13-26-2	176	1	66	336	7-41.9	0-0	3-25	1-12	28:17
K-State	10	0	10	0	0	8	7	0	15	42	186	0	21-31-0	150	1	73	336	7-42.6	0-0	5-23	2-15	31:43
K-State	41	14	0	3	14	15	10	3	28	49	275	4	21-34-0	234	1	83	509	5-47.4	0-0	6-37	8-17	33:46
Oklahoma	34	7	10	3	14	12	14	0	26	34	220	0	26-39-0	330	4	73	550	5-51.2	0-0	11-87	4-13	24:56
Texas Tech																						
K-State																						
K-State																						
Iowa State																						
K-State																						
TCU																						
Oklahoma State																						
K-State																						
Texas																						
K-State																						
K-State																						
Baylor																						
K-State																						
West Virginia																						
Kansas																						
K-State																						

GAME-BY-GAME STARTERS

OFFENSE

Opponent	WR	LT	LG	C	RG	RT	TE	QB	FB	RB	WR
South Dakota	Knowles	Leveston	Beebe	Gillum	Poitier	Duffie	Sinnott	Martinez	Warner (wr)	Vaughn	Brooks
Missouri	Knowles	Leveston	Beebe	Gillum	Panzer	Duffie	Wheeler	Martinez	Sinnott (te)	Vaughn	Brooks
Tulane	Knowles	Leveston	Beebe	Gillum	Panzer	Duffie	Wheeler	Martinez	Sinnott (te)	Vaughn	Brooks
Oklahoma	Knowles	Leveston	Beebe	Gillum	Panzer	Duffie	Sinnott	Martinez	Warner (wr)	Vaughn	Brooks
Texas Tech											
Iowa State											
TCU											
Oklahoma State											
Texas											
Baylor											
West Virginia											
Kansas											

DEFENSE

Opponent	DE	NG	DE	SLB	MLB	WLB	CB	SS	JS	FS	CB
South Dakota	Anudike-Uzomah	Huggins	Matlack	Duke	Green	Moore	Brents	Savage	Cheatum	Payne	Boye-Doe
Missouri	Anudike-Uzomah	Huggins	Matlack	Duke	Green	Moore	Brents	Savage	Cheatum	Hayes	Boye-Doe
Tulane	Anudike-Uzomah	Huggins	Matlack	Duke	Green	Moore	Brents	Savage	Cheatum	Hayes	Boye-Doe
Oklahoma	Anudike-Uzomah	Huggins	Mott	Duke	Green	Moore	Brents	Savage	Cheatum	Hayes	Boye-Doe
Texas Tech											
Iowa State											
TCU											
Oklahoma State											
Texas											
Baylor											
West Virginia											
Kansas											

TURNOVER CHART

GAME	TAKEAWAYS			GIVEAWAYS			DIFF.	K-STATE PTS OFF	OPP PTS OFF
	FUM	INT	TOT	FUM	INT	TOT			
South Dakota	0	1	1	0	0	0	+1	7	0
Missouri	0	4	4	1	0	1	+3	20	6
Tulane	0	2	2	0	0	0	+2	3	0
Oklahoma	0	0	0	0	0	0	E	0	0
Texas Tech									
Iowa State									
TCU									
Oklahoma State									
Texas									
Baylor									
West Virginia									
Kansas									
TOTAL	0	7	7	1	0	1	+6	30	6
AVG. PER GAME	0.00	1.75	1.75	0.25	0.00	0.25	+1.50	7.5	1.5



SCORING DRIVES

KANSAS STATE

OPPONENT	QTR	TD	FG	PLAYER(S)	PLAY	PL	YDS	TIME
South Dakota	1	X		Malik Knowles	75 yd run	1	75	0:10
	1	X		Desmond Purnell	17 yd blkd punt return	—	—	—
	1	X		Deuce Vaughn	39 yd run	5	63	1:28
	2	X		Adrian Martinez	6 yd run	8	78	3:28
Missouri	3	X		DJ Giddens	12 yd run	11	63	4:55
	1	X		Deuce Vaughn	1 yd run	11	75	4:58
	2	X		Adrian Martinez	16 yd run	10	49	4:22
	2	X		Phillip Brooks	76 yd punt return	—	—	—
	3		X	Chris Tennant	35 yd field goal	6	16	2:22
	3		X	Chris Tennant	37 yd field goal	4	0	1:20
	4	X		Deuce Vaughn	24 yd run	4	59	2:02
	4	X		DJ Giddens	28 yd run	10	63	6:46
Tulane	2	X		Adrian Martinez to Kade Warner	21 yd pass	8	75	3:23
	2		X	Chris Tennant	22 yd field goal	5	52	2:11
Oklahoma	1	X		Adrian Martinez	6 yd run	12	75	5:03
	1	X		Adrian Martinez to Malik Knowles	6 yd pass	7	80	3:11
	2	X		Adrian Martinez	3 yd run	11	42	5:59
	2		X	Chris Tennant	23 yd field goal	10	70	2:47
	3		X	Chris Tennant	29 yd field goal	11	69	3:53
	4	X		Adrian Martinez	15 yd run	8	80	3:45
	4	X		Adrian Martinez	1 yd run	7	75	2:38

OPPONENTS

OPPONENT	QTR	TD	FG	PLAYER(S)	PLAY	PL	YDS	TIME
Missouri	1		X	Harrison Mevis	49 yd field goal	11	44	5:40
	3		X	Harrison Mevis	44 yd field goal	8	54	2:16
	4		X	Cody Schrader	1 yd run	6	20	1:10
Tulane	1	X		Tyjae Spears	1 yd run	9	91	3:32
	3		X	Kriston Esnard	30 yd field goal	7	53	3:20
	4	X		Michael Pratt to Tyrick James	4 yd pass	5	52	2:11
Oklahoma	1	X		Dillon Gabriel to Theo Wease	56 yd pass	3	70	0:52
	2	X		Dillon Gabriel to Marvin Mims	50 yd pass	4	63	1:09
	2		X	Zach Schmit	41 yd field goal	8	51	3:28
	3		X	Zach Schmit	44 yd field goal	8	48	3:18
	4	X		Dillon Gabriel to Brayden Willis	1 yd pass	9	75	3:24
	4	X		Dillon Gabriel to Brayden Willis	10 yd pass	12	75	1:23

DRIVE SUPERLATIVES

	KANSAS STATE	OPPONENT
Most Plays/Result	12/TD at Oklahoma and Downs vs. Tulane	14/Downs by South Dakota
Most Yards/Result	80/TD at Oklahoma (twice)	91/TD by Tulane
Most Time/Result	6:46/TD vs. Missouri	5:40/FG by Missouri

AVERAGE STARTING FIELD POSITION

	Total Drives	Total Yd. Line	Average Field Pos.	Started in Opp.	Total Scores	TD	FG	MFG	Punts	Downs	To	Clock	Total Off. Points
K-State	50	1,546	Own 31	7	19	14	11	2	21	5	1	4	111
Opponents	52	1,431	Own 28	2	12	6	3	0	25	5	7	4	63

DRIVE CHART (NO. OF DRIVES/TD/FG)

Drive Start	1-9	10-19	20-29	30-39	40-49	50+
Result	NO/TD/FG	NO/TD/FG	NO/TD/FG	NO/TD/FG	NO/TD/FG	NO/TD/FG
South Dakota	2/0/0	0/0/0	4/2/0	4/2/0	2/0/0	0/0/0
Missouri	0/0/0	2/0/0	3/1/0	2/1/0	1/1/0	4/1/2
Tulane	1/0/0	0/0/0	10/1/0	1/0/0	0/0/0	1/0/1
Oklahoma	1/0/0	0/0/0	8/4/2	2/0/0	0/0/0	2/1/0
Texas Tech						
Iowa State						
TCU						
Oklahoma State						
Texas						
Baylor						
West Virginia						
Kansas						

3-AND-OUT

	Kansas State 3-and-Out/Drives	Opponent 3-and-Out/Drives
South Dakota	4/12	5/13
Missouri	3/12	4/14
Tulane	4/13	4/13
Oklahoma	4/13	1/12
Texas Tech		
Iowa State		
TCU		
Oklahoma State		
Texas		
Baylor		
West Virginia		
Kansas		



SCORING DRIVE ANALYSIS

Yardage	KANSAS STATE		OPPONENTS	
	TD	FG	TD	FG
No Drive	2	0	0	0
Minus Yds.	0	0	0	0
0-9	0	0	0	0
10-19	0	2	0	0
20-29	0	0	1	0
30-39	0	0	0	0
40-49	2	0	0	2
50-59	1	0	1	3
60-69	3	1	1	0
70-79	6	1	3	0
80-89	2	0	0	0
90-99	0	0	1	0

GAME OPENING DRIVES

Opponent	KANSAS STATE			OPPONENTS		
	Pts.	1st Dns.	Yds.	Pts.	1st Dns.	Yds.
South Dakota	7	1	75	0	0	9
Missouri	7	4	75	3	3	44
Tulane	0	0	-1	0	2	24
Oklahoma	7	5	75	0	1	15
Texas Tech						
Iowa State						
TCU						
Oklahoma State						
Texas						
Baylor						
West Virginia						
Kansas						

SECOND HALF OPENING DRIVES

Opponent	KANSAS STATE			OPPONENTS		
	Pts.	1st Dns.	Yds.	Pts.	1st Dns.	Yds.
South Dakota	7	4	63	0	0	-1
Missouri	0	0	-9	3	2	54
Tulane	0	1	41	3	2	53
Oklahoma	0	1	15	3	3	48
Texas Tech						
Iowa State						
TCU						
Oklahoma State						
Texas						
Baylor						
West Virginia						
Kansas						

3RD-DOWN CONVERSIONS (INCLUDES 3RD-AND-GOAL SITUATIONS)

BY QUARTER	1	2	3	4	TOTAL
KANSAS STATE	7-16	4-15	4-18	4-10	19-59
PCT.	.438	.267	.222	.400	.322
Opponents	0-11	6-16	3-13	6-17	15-57
PCT.	.000	.375	.231	.353	.263
BY YARDAGE	1-3	4-6	7-10	11+	TOTAL
KANSAS STATE	11-22	4-12	2-14	2-11	19-59
PCT.	.500	.333	.143	.182	.322
Opponents	9-16	4-12	2-14	0-15	11-44
PCT.	.455	.444	.200	.000	.250

WHO CONVERTS FOR K-STATE: Martinez 9, Knowles 3, Vaughn 3, Giddens 2, Rubley 1, Warner 1.

RED ZONE

Opponent	Times Inside		Times Scored	Total Pts	Total TDs	Rush TDs	Pass TDs	FGs Made	<----- Failed to score inside opp. 20 ----->					
	Score	Opp. 20							FGA	Downs	Int	Fumb	Half	Game
South Dakota	34-0	3	2	14	2	2	0	0	1	0	0	0	0	0
Missouri	40-12	5	4	20	2	2	0	2	1	0	0	0	0	0
Tulane	10-17	1	1	3	0	0	0	1	0	0	0	0	0	0
Oklahoma	41-34	7	7	41	5	4	1	2	0	0	0	0	0	0
Texas Tech														
Iowa State														
TCU														
Oklahoma State														
Texas														
Baylor														
West Virginia														
Kansas														
K-State	125-63	16	14	78	9	8	1	5	2	0	0	0	0	0
Opponents	63-125	8	7	40	5	2	3	2	0	1	0	0	0	0

Season Percentage - Overall: 14 of 16 (87.5%)

Season Percentage - Touchdowns: 9 of 16 (56.3%)

Season Percentage - Field Goals: 5 of 16 (31.3%)



20-PLUS YARD PLAYS

YARDS	TYPE	PLAYER(S)	OPPONENT	QTR
76*	Punt Return	Phillip Brooks	Missouri	2
75*	Run	Malik Knowles	South Dakota	1
58	Kickoff Return	Malik Knowles	Oklahoma	2
55	Run	Adrian Martinez	Oklahoma	4
49	Interception Return	Daniel Green	Tulane	2
39*	Run	Deuce Vaughn	South Dakota	1
29	Run	Deuce Vaughn	Missouri	4
28*	Run	DJ Giddens	Missouri	4
28	Pass	Adrian Martinez to Phillip Brooks	Missouri	1
27	Pass	Adrian Martinez to Ben Sinnott	Oklahoma	1
26	Run	Deuce Vaughn	Tulane	3
25	Pass	Adrian Martinez to Malik Knowles	Oklahoma	3
25	Pass	Adrian Martinez to Ben Sinnott	Oklahoma	1
25	Run	Deuce Vaughn	South Dakota	3
24*	Run	Deuce Vaughn	Missouri	4
23	Kickoff Return	Malik Knowles	Tulane	3
22	Run	Deuce Vaughn	Oklahoma	2
21	Pass	Adrian Martinez to Ben Sinnott	Oklahoma	4
21*	Pass	Adrian Martinez to Kade Warner	Tulane	2
20	Pass	Adrian Martinez to Phillip Brooks	Oklahoma	1
20	Kickoff Return	Malik Knowles	Missouri	1

BY PLAY

Pass.....	7
Rush.....	9
Kickoff Return.....	3
Punt Return.....	1
Interception Return.....	1

BY GAME

South Dakota.....	3
Missouri.....	6
Tulane.....	4
Oklahoma.....	8

BY QUARTER

1st.....	7
2nd.....	5
3rd.....	4
4th.....	4

RUSHING

Deuce Vaughn.....	6
DJ Giddens.....	1
Malik Knowles.....	1
Adrian Martinez.....	1

PASSING

Adrian Martinez.....	7
----------------------	---

RECEIVING

Phillip Brooks.....	2
Ben Sinnott.....	3
Malik Knowles.....	1
Kade Warner.....	1

KICKOFF RETURN

Malik Knowles.....	3
--------------------	---

PUNT RETURN

Phillip Brooks.....	1
---------------------	---

INTERCEPTION RETURN

Daniel Green.....	1
-------------------	---

OPPONENT LONG PLAYS

Pass – 56 (Dillon Gabriel to Theo Wease, Oklahoma)

Rush – 35 (Travis Theis, South Dakota)

Kickoff Return – 35 (Wesley Eliodor, South Dakota)

Punt Return – None

Interception Return – None

Fumble Return – None



SUPERLATIVES

TEAM		TEAM	
K-State High	K-State Team Low	Opponent High	Opponent Low
41 at Oklahoma	10 vs. Tulane	34, Oklahoma	0, South Dakota
509 at Oklahoma	336 vs. Missouri/Tulane	550, Oklahoma	222, Missouri
83 at Oklahoma	63 vs. Missouri	73, Oklahoma	66, Missouri/Tulane
6.1 vs. South Dakota/Oklahoma	5.1 vs. Tulane	7.5, Oklahoma	3.4, Missouri
28 at Oklahoma	15 vs. Tulane	26, Oklahoma	13, South Dakota
8 at Oklahoma	2 vs. Tulane	5, South Dakota/Missouri	1, Tulane
47.1 at Oklahoma	13.3 vs. Tulane	31.3, South Dakota/Missouri	8.3, Tulane
297 vs. South Dakota	186 vs. Tulane	220, Oklahoma	94, Missouri
49 at Oklahoma	42 vs. Tulane	40, Tulane	34, Oklahoma
6.6 vs. South Dakota	4.4 vs. Tulane	6.5, Oklahoma	2.7, Missouri
4 vs. South Dakota/Missouri/Oklahoma	0 vs. Tulane	1, Missouri/Tulane	0, South Dakota/Oklahoma
234 at Oklahoma	95 vs. South Dakota	330, Oklahoma	128, Missouri
34 vs. Oklahoma	19 vs. South Dakota	39, Oklahoma	26, Tulane
21 vs. Tulane/Oklahoma	9 vs. Missouri	26, Oklahoma	13, Tulane
1 vs. Tulane/Oklahoma	0 vs. South Dakota/Missouri	4, Oklahoma	0, South Dakota/Missouri
78.9 vs. South Dakota	45.0 vs. Missouri	66.7, Oklahoma	48.4, Missouri
129.3 at Oklahoma	87.4 vs. Missouri	171.6, Oklahoma	57.3, Missouri
2 vs. Missouri/Oklahoma	0 vs. South Dakota	2, Missouri/Oklahoma	0, South Dakota
54.2 vs. Missouri	40.4 vs. South Dakota	51.2, Oklahoma	39.1, South Dakota
76 vs. Missouri	0 vs. Tulane/Oklahoma	18, Tulane	0, Missouri/Oklahoma
58 at Oklahoma	0 vs. Missouri	35, South Dakota	10, Oklahoma
4 vs. South Dakota	1 vs. Missouri/Oklahoma	4, South Dakota	0, Missouri/Tulane/Oklahoma
10 vs. South Dakota and Missouri	3 vs. Tulane/Oklahoma	9, South Dakota	1, Missouri
4 vs. Missouri	0 at Oklahoma	—	0, South Dakota/Missouri/Tulane/Oklahoma
8 vs. Missouri	4 vs. South Dakota	11, Oklahoma	3, Tulane
68 vs. Missouri	23 vs. Tulane	87, Oklahoma	25, Tulane
1 vs. Missouri	0 vs. South Dakota/Tulane/Oklahoma	4, Missouri	0, Oklahoma

INDIVIDUAL		INDIVIDUAL	
K-State High	K-State Team Low	Opponent High	Opponent Low
148, Deuce Vaughn at Oklahoma	10 vs. Tulane	114, Eric Gray, Oklahoma	0, South Dakota
25, Deuce Vaughn at Oklahoma	336 vs. Missouri/Tulane	16, Eric Gray, Oklahoma	222, Missouri
7.0, Deuce Vaughn vs. South Dakota and Adrian Martinez at Oklahoma	63 vs. Missouri	7.1, Eric Gray, Oklahoma	66, Missouri/Tulane
75, Malik Knowles vs. South Dakota	5.1 vs. Tulane	29, Travis Theis, South Dakota	3.4, Missouri
75, Malik Knowles vs. South Dakota	15 vs. Tulane	1, Cody Schrader, Missouri and Tyjae Spears, Tulane	13, South Dakota
4, Adrian Martinez at Oklahoma	2 vs. Tulane	1, Cody Schrader, Missouri and Tyjae Spears, Tulane	1, Tulane
234, Adrian Martinez at Oklahoma	13.3 vs. Tulane	330, Dillon Gabriel, Oklahoma	128, Missouri
34, Adrian Martinez at Oklahoma	9 vs. Missouri	39, Dillon Gabriel, Oklahoma	26, Tulane
21, Adrian Martinez vs. Tulane and at Oklahoma	0 vs. South Dakota	26, Dillon Gabriel, Oklahoma	13, Tulane
28, Adrian Martinez vs. Missouri	45.0 vs. Missouri	56, Dillon Gabriel, Oklahoma	0, South Dakota/Missouri
21, Adrian Martinez vs. Tulane	87.4 vs. Missouri	56, Dillon Gabriel, Oklahoma	48.4, Missouri
1, Adrian Martinez vs. Tulane and at Oklahoma	0 vs. South Dakota	4, Dillon Gabriel, Oklahoma	57.3, Missouri
73.3, Adrian Martinez vs. South Dakota	40.4 vs. South Dakota	66.7, Dillon Gabriel, Oklahoma	0, South Dakota
129.3, Adrian Martinez at Oklahoma	0 vs. Tulane/Oklahoma	171.6, Dillon Gabriel, Oklahoma	39.1, South Dakota
80, Ben Sinnott at Oklahoma	0 vs. Missouri	87, Marvin Mims, Oklahoma	0, Missouri/Oklahoma
8, Deuce Vaughn vs. Tulane	0 vs. Missouri	7, Eric Gray, Oklahoma	2, Missouri/Oklahoma
20.0, Ben Sinnott at Oklahoma	4 vs. Missouri	25.0, Theo Wease, Oklahoma	10, Oklahoma
28, Phillip Brooks vs. Missouri	1 vs. Missouri/Oklahoma	56, Theo Wease, Oklahoma	0, Missouri/Tulane/Oklahoma
21, Kade Warner vs. Tulane	3 vs. Tulane/Oklahoma	56, Theo Wease, Oklahoma	1, Missouri
1, Kade Warner vs. Tulane and Malik Knowles at Oklahoma	0 at Oklahoma	2, Brayden Willis, Oklahoma	0, South Dakota/Missouri/Tulane/Oklahoma
382, Adrian Martinez at Oklahoma	4 vs. South Dakota	391, Dillon Gabriel, Oklahoma	3, Tulane
149, Deuce Vaughn vs. Missouri	23 vs. Tulane	159, Eric Gray, Oklahoma	25, Tulane
2, Chris Tennant vs. Missouri and at Oklahoma	0 vs. South Dakota/Tulane/Oklahoma	2, Harrison Mevis, Missouri and Zach Schmit, Oklahoma	0, Oklahoma
37, Chris Tennant vs. Missouri	—	49, Harrison Mevis, Missouri	—
7, Ty Zentner vs. Tulane	—	7, Casey Glover, Tulane	—
54.2, Ty Zentner vs. Missouri	—	51.2, Michael Turk, Oklahoma	—
66, Ty Zentner vs. Missouri	—	61, John Bickle, South Dakota and Casey Glover, Tulane	—
76, Phillip Brooks vs. Missouri	—	10, Jha'Quan Jackson, Tulane	—
58, Malik Knowles at Oklahoma	—	35, Wesley Eliodor, South Dakota	—
11, Kobe Savage at Oklahoma	—	15, David Ugwoegbu, Oklahoma	—
8, Kobe Savage at Oklahoma	—	9, Brock Mogensen, South Dakota	—
2.0, four times	—	3.0, Michael Scott, South Dakota	—
1.0, six times	—	2.0, Michael Scott, South Dakota	—
2, Uso Seumalo, Oklahoma	—	2, Billy Bowman and DaShaun White, Oklahoma	—
1, seven times	—	—	—
49, Daniel Green vs. Tulane	—	—	—



GAME ONE

SOUTH DAKOTA 0 0 0 0 - 0
rv/rv K-STATE 20 7 7 0 - 34

Sept. 3 | Bill Snyder Family Stadium | Manhattan, Kan. | 6:02 p.m. | Att: 50,469



MALIK KNOWLES

TEAM STATISTICS

	USD	K-STATE
FIRST DOWNS	13	19
Rushing	6	15
Passing	7	3
Penalty	0	1
NET YARDS RUSHING	131	297
Rushing Attempts	35	45
Average Per Rush	3.7	6.6
Rushing Touchdowns	0	4
Yards Gained Rushing	179	329
Yards Lost Rushing	48	32
NET YARDS PASSING	139	95
Completions-Attempts-Int	18-34-1	15-19-0
Average Per Attempt	4.1	5.0
Average Per Completion	7.7	6.3
Passing Touchdowns	0	0
TOTAL OFFENSE YARDS	270	392
Total offense plays	69	64
Average Gain Per Play	3.9	6.1
Fumbles: Number-Lost	3-0	1-0
Penalties: Number-Yards	9-75	4-34
PUNTS-YARDS	7-274	5-202
Average Yards Per Punt	39.1	40.4
Net Yards Per Punt	39.1	40.0
Inside 20	1	1
50+ Yards	2	0
Touchbacks	0	0
Fair catch	3	3
KICKOFFS-YARDS	1-65	6-384
Average Yards Per Kickoff	65.0	64.0
Net Yards Per Kickoff	40.0	37.3
Touchbacks	1	4
Punt returns: Number-Yards-TD	1-2-0	1-29-1
Average Per Return	2.0	29.0
Kickoff returns: Number-Yds-TD	1-35-0	0-0-0
Average Per Return	35.0	0.0
Interceptions: Number-Yds-TD	0-0-0	1-0-0
Fumble Returns: Number-Yds-TD	0-0-0	0-0-0
Possession Time	27:41	32:19
1st Quarter	5:42	9:18
2nd Quarter	7:02	7:58
3rd Quarter	7:48	7:12
4th Quarter	7:09	7:51
Third-Down Conversions	5 of 16	5 of 14
Fourth-Down Conversions	0 of 4	1 of 2
Red-Zone Scores-Chances	0-1	2-3
Touchdowns	0-1	2-3
Field goals	0-1	0-3
Sacks By: Number-Yards	4-19	4-23
PAT Kicks	0-0	4-5
Field Goals	0-0	0-1

Game Notes

• The attendance for tonight's season opener was 50,469... It was the first sellout for K-State since the 2019 Oklahoma game (50,394)... The 2019 season – which was the first for head coach **Chris Klieman** – had three sellouts as the Baylor (50,448) and Nicholls (51,189) contests were also sellouts... The game against Nicholls was Klieman's first at the helm of the Wildcats.

• K-State shut out South Dakota, as it was the Wildcats' first shut-out since the 2019 Bowling Green contest... It was K-State's first shutout in a season opener since also blanking South Dakota, 34-0, in 2015.

• K-State scored its first touchdown 10 seconds into the game on a 75-yard run by wide receiver **Malik Knowles**... It was the fastest score in a game in school history... The previous fastest was an 11-second score against Louisiana Tech in 1988... The previous record for a season-opening score was 12 seconds on a Morgan Burns kickoff return against South Dakota in 2015... It was the first time K-State scored on its first offensive play since a 68-yard touchdown from Skylar Thompson to Dalton Schoen against West Virginia in 2019... Knowles' 75-yard rush tied for the 12th-longest run in school history, a mark he also had at Baylor in 2020.

• **Seth Porter** blocked South Dakota's second punt of the evening, which **Desmond Purnell** scooped up and returned 17 yards for a touchdown... It was the second-straight season K-State had a blocked punt for a touchdown, as the Wildcats had one last year against West Virginia... It is the first time K-State had a blocked punt for a touchdown in consecutive seasons since 2007 and 2008.

WILDCATS BLANK SOUTH DAKOTA IN OPENER

MANHATTAN, Kan. – Kansas State didn't waste any time in getting the fireworks started on its 2022 football season.

It took all of 10 seconds.

Wide receiver Malik Knowles took a handoff and darted 75 yards for a touchdown on the very first play from scrimmage, the fastest opening score in K-State history, and Preseason All-American Deuce Vaughn rushed for 126 yards and one touchdown, as the Wildcats rolled to a 34-0 victory over South Dakota in front of a sellout crowd of 50,469 at Bill Snyder Family Stadium.

K-State, 1-0, outgained South Dakota, 0-1, 393 to 270 overall, and stormed to a 27-0 halftime lead with three rushing touchdowns and another off a blocked punt. The Wildcats, who returned 13 starters and seethed with momentum after a dominant win over LSU in the Texas Bowl, appeared dominant from the start in an opening contest that was never in question ahead of an anticipated contest against former Big 12 Conference member Missouri.

A total of 66 different K-State players saw action as the Wildcats substituted as the game wore on over the final two quarters.

Adrian Martinez completed 11 of 15 passes for 53 yards and added 39 yards on 13 carries and a six-yard touchdown on the ground in his debut in the Wildcats' offense under first-year offensive coordinator Collin Klein. The 6-foot-2, 225-pound transfer from Nebraska completed passes to six different targets, including Knowles, who had three catches for 14 yards. Martinez was efficient, didn't commit a turnover, and managed the game well for his first game in a purple uniform.

Redshirt freshman Jake Rubley played the entire fourth quarter and appeared poised in the pocket during the first action of his career. Rubley went 4 of 4 for 43 yards.

K-State's experienced defense was largely effective as defensive coordinator Joe Klanderman utilized the 3-3-5 alignment throughout the contest. Felix Anudike-Uzomah, the Preseason Big 12 Defensive Player of the Year, recorded the Wildcats' first sack of the season early in the first quarter. Safety Cincere Mason recorded the first interception of the season for the Wildcats late in the first quarter.

It wasn't until Carson Camp completed a 13-yard pass to Javion Phelps with 8:29 left in the third quarter that South Dakota reached 100 yards in total offense. However, the Coyotes saw their 11-play drive end with fourth-down incompleteness.

The Coyotes threatened late when they reached the red zone on their final drive of the game, but Cartez Crook-Jones stuffed Mike Mansaray at the four-yard line on fourth down to preserve the shutout.

While K-State recorded its first shutout since 2019, the Wildcats enjoyed their first opening-play touchdown since against West Virginia in 2019.

Martinez handed the ball off to Knowles, who ran around the left side. Vaughn sprung him with a block. And Knowles raced down the Wildcats sideline as cheers swept through the stadium during the march into history.

K-State's previous fastest opening score came in an 11-second score against Louisiana Tech in 1988.

Soon after, the special teams punt-block unit enjoyed a victory of its own when Seth Porter swept in and blocked a South Dakota punt and Desmond Purnell scooped up the football and returned in 17 yards for a touchdown with 8:14 left in the first quarter. Amazingly, it marked the Wildcats' 126th non-offensive touchdown since 1999, which leads the FBS over the span. Alabama ranks second with 118 non-offensive touchdowns.

Vaughn scored his first touchdown of the season when he raced around the right side, cut inside, and weaved 39 yards into the end zone with 49 seconds remaining in the quarter for a 20-0 lead.

SCORING SUMMARY

Team	Qtr/Time	Scoring Play	Conversion	Plays-Yds-TOP	Score
KS	1st/14:50	Knowles 75 yd run	Tennant kick	1-75-0:10	0-7
KS	1st/8:14	Purnell 17 yd blkd punt return	Tennant kick		0-14
KS	1st/0:49	Vaughn 39 yd run	Tennant kick missed	6-63-1:28	0-20
KS	2nd/5:49	Martinez 6 yd run	Tennant kick	8-78-3:28	0-27
KS	3rd/8:43	Giddens 12 yd run	Tennant kick	11-63-4:55	0-34

STATISTICAL LEADERS

► South Dakota

Rushing	Att	Yds	TD	Lg	Avg
Lawrence	14	84	0	17	6.0
Theis	11	56	0	29	5.1
Mansaray	3	14	0	9	4.7
Camp	6	-9	0	9	-1.5

Passing	C-A-I	Yds	TD	Lg	Sack
Camp	18-34-1	139	0	22	4

Receiving	Rec	Yds	TD	Lg
Galbreath	3	32	0	19
Phelps	3	25	0	13
Goehring	3	19	0	9
Martens	2	35	0	22
Bell	2	18	0	13
Theis	2	-2	0	2
Lawrence	1	6	0	6

► Kansas State

Rushing	Att	Yds	TD	Lg	Avg
Vaughn	18	126	1	39	7.0
Knowles	1	75	1	75	75.0
Giddens	6	57	1	16	9.5
Martinez	13	39	1	17	3.0
Rubley	5	2	0	3	0.4

Passing	C-A-I	Yds	TD	Lg	Sack
Martinez	11-15-0	53	0	10	3
Rubley	4-4-0	42	0	18	1

Receiving	Rec	Yds	TD	Lg
Knowles	3	14	0	7
Warner	3	10	0	6
Swanson	2	23	0	18
Sinnott	2	12	0	8
Garcia II	1	17	0	17
Wheeler	1	10	0	10
Moore	1	4	0	4



GAME TWO

MISSOURI	3	0	3	6	-	12
nr/rv K-STATE	7	13	6	14	-	40

Sept. 10 | Bill Snyder Family Stadium | Manhattan, Kan. | 11:15 a.m. | Att: 51,806



KOBE SAVAGE

TEAM STATISTICS

	MU	K-STATE
FIRST DOWNS	14	18
Rushing	6	12
Passing	5	5
Penalty	3	1
NET YARDS RUSHING	94	235
Rushing Attempts	35	43
Average Per Rush	2.7	5.5
Rushing Touchdowns	1	4
Yards Gained Rushing	120	241
Yards Lost Rushing	26	6
NET YARDS PASSING	128	101
Completions-Attempts-Int	15-31-4	9-20-0
Average Per Attempt	4.1	5.0
Average Per Completion	8.5	11.2
Passing Touchdowns	0	0
TOTAL OFFENSE YARDS	222	336
Total offense plays	66	63
Average Gain Per Play	3.4	5.3
Fumbles: Number-Lost	0-0	2-1
Penalties: Number-Yards	8-46	8-68
PUNTS-YARDS	6-246	4-217
Average Yards Per Punt	41.0	54.2
Net Yards Per Punt	28.3	54.2
Inside 20	2	2
50+ Yards	2	3
Touchbacks	0	0
Fair catch	2	0
KICKOFFS-YARDS	3-160	8-490
Average Yards Per Kickoff	53.3	61.2
Net Yards Per Kickoff	37.0	41.1
Touchbacks	1	2
Punt returns: Number-Yards-TD	0-0-0	1-76-1
Average Per Return	0.0	76.0
Kickoff returns: Number-Yds-TD	2-30-0	2-24-0
Average Per Return	15.0	12.0
Interceptions: Number-Yds-TD	0-0-0	4-3-0
Fumble Returns: Number-Yds-TD	0-0-0	0-0-0
Possession Time	27:59	32:01
1st Quarter	7:05	7:55
2nd Quarter	9:35	5:25
3rd Quarter	5:19	9:41
4th Quarter	6:00	9:00
Third-Down Conversions	5 of 16	4 of 13
Fourth-Down Conversions	1 of 1	2 of 2
Red-Zone Scores-Chances	1-1	4-5
Touchdowns	1-1	2-5
Field goals	0-1	2-5
Sacks By: Number-Yards	0-0	1-1
PAT Kicks	0-0	4-5
Field Goals	2-2	2-3

Game Notes

• Kansas State improved to 4-0 against non-conference Power 5 opponents under head coach **Chris Klieman**... The Wildcats won at Mississippi State in 2019 before defeating both Stanford (season opener) and LSU (Texas Bowl) last season... Dating back to his days as the head coach at North Dakota State, Klieman is now 6-0 against non-conference Power 5 opponents, as his Bison team defeated Iowa State in 2014 and Iowa in 2016.

• K-State tallied four interceptions on the day, the first time the Wildcats had at least four picks in a game since the 2014 Texas Tech game... **Daniel Green** and **Nick Allen** each had an interception, the first time linebackers had at least two picks in a game since Elijah Lee had two himself against TCU in 2015.

• **Deuce Vaughn** has rushed for at least 100 yards in eight-straight games dating back to last year, which is the second-longest streak in school history... Vaughn also has a rushing touchdown in nine-consecutive games, which is the fifth-longest streak in school history... With his effort against Missouri, Vaughn went from outside the top 10 to eighth in school history in career rushing yards, a mark that now stands at 2,171... Vaughn now has 28 rushing touchdowns, which is tied for sixth in school history.

• **Phillip Brooks** returned a punt 76 yards for a touchdown... It was the longest punt return since Isaiah Zuber took one 85 yards for a touchdown in the 2018 season opener against South Dakota... Brooks now has four punt-return scores in his career to move into sole possession of second place in school history.

CATS DOMINATE IN WIN OVER MISSOURI

MANHATTAN, Kan. — Kansas State fans chanted “Big-Twelve-Football” and the marching band blared “Happy Trails” as soggy Missouri fans headed to the exits, and the Wildcats thumped the former Big 12 Conference member 40-12 in the first meeting between the teams since 2011 at rainy Bill Snyder Family Stadium.

Ponchos were the garment of the day among the 51,806 fans — many of whom returned after the initial lightning delay — but wetness did little to extinguish the flame of an old-school rivalry rekindled under the stadium lights in Manhattan. The K-State Marching Band played on, and new K-State men's head basketball coach Jerome Tang stood in the K-State student section and performed the Wabash, as the Wildcats prevailed in the 98th meeting between the schools on the gridiron.

For the Missouri natives on the K-State team, the game took on a heightened meaning. That includes senior wide receiver Phillip Brooks, a native of Lee's Summit, Missouri, who returned a punt 76 yards into the end zone to give the Wildcats a 20-3 lead in the second quarter.

Lightning prompted a 57-minute game delay with 7 minutes, 44 seconds left in the second quarter. When the teams returned to the field, Brooks provided the fireworks, and he now has four career punt-return touchdowns, which ranks second in K-State history.

The big storyline during the contest? Which team would better handle the rain. Deuce Vaughn had 145 rushing yards and two touchdowns — a 1-yard run that gave K-State a 7-3 lead late in the first quarter, and a 24-yard score early in the fourth quarter for a 33-6 advantage.

K-State seemed to handle the conditions much better than Missouri which is located 250 miles down Interstate 70. For a second-straight game, K-State senior transfer quarterback Adrian Martinez managed the offense without committing a turnover. He completed 9 of 20 passes for 101 yards and added 52 yards and one score on the ground, as the Wildcats outgained the Tigers 336 to 222 amid sporadic downpours. K-State held a 235-94 edge in rushing yards.

Meanwhile, the K-State defense forced an interception on four consecutive possessions, marking the first four-interception performance by the Wildcats since 2014.

Safeties Kobe Savage and Cincere Mason, and linebackers Daniel Green and Nick Allen each recorded a pick for a defense that also featured 10 tackles for loss, including a sack by Preseason Big 12 Defensive Player of the Year Felix Anudike-Uzomah.

It wasn't until the final play of the game following a roughing-the-quarterback penalty that K-State surrendered its first touchdown of the 2022 season on a 1-yard touchdown run with no time left on the game clock. K-State shut out South Dakota 34-0 in its season opener and for 60 minutes held Missouri to two field goals — until the untimed play with no time remaining.

After Missouri managed a game-opening 11-play, 44-yard drive that resulted in a 49-yard field goal, the Wildcats' defense made the Tigers appear largely pedestrian. Ten of the Tigers' next 13 drives went for 20 or fewer yards. An 8-play, 54-yard drive in the third quarter resulted in a 44-yard field goal. K-State led 20-6 and responded with a pair of Chris Tennant field goals of 35 and 27 yards while scoring the next 20 points.

Redshirt freshman running back DJ Giddens scored the Wildcats' final points when he raced 28 yards through the middle of the field with 2:33 left.

SCORING SUMMARY

Team	Qtr/Time	Scoring Play	Conversion	Plays-Yds-TOP	Score
MU	1st/9:20	Mevis 49 yd field goal		11-44-5:40	3-0
KS	1st/4:16	Vaughn 1 yd run	Tennant kick	11-75-4:58	3-7
KS	2nd/13:29	Martinez 16 yd run	Tennant kick	10-49-4:22	3-14
KS	2nd/6:42	Brooks 76 yd punt return	Tennant kick blkd		3-20
MU	3rd/10:17	Mevis 44 yd field goal		8-54-2:16	6-20
KS	3rd/6:58	Tennant 35 yd field goal		6-16-2:22	6-23
KS	3rd/0:35	Tennant 37 yd field goal		4-0-1:20	6-26
KS	4th/12:52	Vaughn 24 yd run	Tennant kick	4-59-2:02	6-33
KS	4th/2:33	Giddens 28 yd run	Tennant kick	10-63-6:46	6-40
MU	4th/0:00	Schrader 1 yd run		6-20-1:10	12-40

STATISTICAL LEADERS

► Missouri

Rushing	Att	Yds	TD	Lg	Avg
Cook	13	56	0	11	4.3
Schrader	6	19	1	9	3.2
Peat	13	10	0	8	0.8

Passing	C-A-I	Yds	TD	Lg	Sack
Cook	15-27-2	128	0	39	1
Abraham	0-3-2	0	0	0	0

Receiving	Rec	Yds	TD	Lg
Lovett	3	66	0	39
Dove	3	34	0	19
Banister	3	18	0	8
Peat	3	15	0	6
Burden	1	3	0	3
Cooper	1	-4	0	0
Young	1	-4	0	0

► Kansas State

Rushing	Att	Yds	TD	Lg	Avg
Vaughn	24	145	2	29	6.0
Martinez	13	52	1	16	4.0
Brooks	1	3	0	3	3.0
Warner	1	2	0	2	2.0
Dineen	1	2	0	2	2.0
Frias II	1	2	0	2	2.0

Passing	C-A-I	Yds	TD	Lg	Sack
Martinez	9-20-0	101	0	28	0

Receiving	Rec	Yds	TD	Lg
Brooks	3	57	0	28
Knowles	2	26	0	18
Porter	1	7	0	7
Warner	1	4	0	4
Vaughn	1	4	0	4
Sinnott	1	3	0	3



GAME THREE

TULANE	7	0	3	7	-	17
rv/rv K-STATE	0	10	0	0	-	10

Sept. 17 | Bill Snyder Family Stadium | Manhattan, Kan. | 2:02 p.m. | Att: 50,887



TEAM STATISTICS

	TU	K-STATE
FIRST DOWNS	18	15
Rushing	9	8
Passing	8	7
Penalty	1	0
NET YARDS RUSHING	160	186
Rushing Attempts	40	42
Average Per Rush	4.0	4.4
Rushing Touchdowns	1	0
Yards Gained Rushing	179	199
Yards Lost Rushing	19	13
NET YARDS PASSING	176	150
Completions-Attempts-Int	13-26-2	21-31-0
Average Per Attempt	6.8	4.8
Average Per Completion	13.5	7.1
Passing Touchdowns	1	1
TOTAL OFFENSE YARDS	336	336
Total offense plays	66	73
Average Gain Per Play	5.1	4.6
Fumbles: Number-Lost	0-0	0-0
Penalties: Number-Yards	3-25	5-23
PUNTS-YARDS	7-293	7-298
Average Yards Per Punt	41.9	42.6
Net Yards Per Punt	36.1	37.1
Inside 20	1	3
50+ Yards	1	2
Touchbacks	2	1
Fair catch	3	2
KICKOFFS-YARDS	4-258	2-129
Average Yards Per Kickoff	64.5	64.5
Net Yards Per Kickoff	40.0	41.0
Touchbacks	3	1
Punt returns: Number-Yards-TD	2-18-0	0-0-0
Average Per Return	9.0	0.0
Kickoff returns: Number-Yds-TD	1-22-0	1-23-0
Average Per Return	22.0	23.0
Interceptions: Number-Yds-TD	0-0-0	2-49-0
Fumble Returns: Number-Yds-TD	0-0-0	0-0-0
Possession Time	28:17	31:43
1st Quarter	9:00	6:00
2nd Quarter	5:06	9:54
3rd Quarter	5:38	9:22
4th Quarter	8:33	6:27
Third-Down Conversions	1 of 12	2 of 15
Fourth-Down Conversions	1 of 1	1 of 5
Red-Zone Scores-Chances	3-3	1-1
Touchdowns	2-3	0-1
Field goals	1-3	1-1
Sacks By: Number-Yards	0-0	2-10
PAT Kicks	2-2	1-1
Field Goals	1-1	1-1

Game Notes

• It was the third-straight sellout of Bill Snyder Family Stadium to open the 2022 season... It is the first time since the 2017 season that K-State sold out its first three games (Central Arkansas, Charlotte, Baylor)... That season, the Wildcats sold out the first six games of their seven-game home slate.

• Kansas State intercepted two passes, giving the Cats seven for the season... The seven interceptions in the first three games are the most by the Wildcats since the 2000 squad also had seven against Iowa (1), Louisiana Tech (4) and Ball State (2)... The interceptions on Saturday came from Daniel Green and Kobe Savage, who each carded their second-straight game with a pick.

• Senior linebacker **Daniel Green** intercepted a second-quarter pass and returned it 49 yards... It was the longest interception return by a Wildcat since Dante Barnett went 51 yards against Michigan in the 2013 Buffalo Wild Wings Bowl... It was the longest return by a linebacker since Alex Hrebec went 51 yards against Iowa State in the 2008 season finale... His two picks this season is the first time a Wildcat linebacker has had multiple interceptions in a season since Da'Quan Patton in 2019.

• Linebacker **Austin Moore** and safety **Kobe Savage** each recorded new career highs in tackles... More tallied eight stops, which bettered the six he had last week against Missouri... He also tallied a career-high 2.0 tackles for loss for a second-straight week... Savage finished the game with seven tackles, bettering the three stops he had last week against the Tigers.

TULANE EDGES K-STATE

MANHATTAN, Kan. — Kansas State head coach Chris Klieman earlier in the week insisted that Tulane was a good team. Unfortunately, the Wildcats found out exactly how good the Green Wave was.

Adrian Martinez threw for 150 yards and one touchdown, and Deuce Vaughn added 81 yards on the ground, but the Wildcats found difficulty converting on third and fourth down and an exhausted defense struggled to put the brakes on late in a 17-10 loss to Tulane in front of a sellout crowd at Bill Snyder Family Stadium.

Despite its challenges, K-State was tied 10-10 heading into the final 5 minutes. However, Tulane quarterback Michael Pratt showed his moxie with a 4-yard touchdown pass to Tyrick James with 4 minutes and 27 seconds remaining. The Wildcats were unable to answer, and the Green Wave took control and converted on fourth-and-1 from their own 24-yard line in the final minute to secure their first win over a Power 5 conference team since 2010.

Although K-State and Tulane both had 336 total yards, both offenses struggled in sustaining drives. Tulane went 1 for 12 on third down while K-State went 2 of 15. The Wildcats also went just 1 of 5 on fourth down. None proved more costly than when the Wildcats faced fourth-and-1 at the Tulane 44-yard line late in the game but were unable to keep alive their drive.

That set up Tulane at its own 48. Pratt rushed for 11 yards, completed a 15-yard pass, then scrambled for 21 yards to the K-State 5. A 1-yard rush by running back Iverson Celestine set up Pratt's short touchdown pass for a 17-10 lead.

The Wildcats saw their ensuing drive stall and the Green Wave ran out the clock on one of their biggest victories in two decades.

Vaughn had 20 carries for 81 yards, bringing an unfortunate end to his streak of eight consecutive 100-yard rushing games and a streak of nine straight games with a rushing touchdown.

Pratt went 13 of 26 for 176 yards and one touchdown and two interceptions while adding a career-high 87 rushing yards on 12 carries for the Green Wave, who suffered a 40-35 loss at No. 2 Oklahoma last season in Norman.

Tulane struck first when running back Tyjae Spears, playing as Wildcat quarterback, ran one yard into the end zone to cap a 9-play, 91-yard drive with 3:13 left in the first quarter. It was the longest drive allowed by the K-State defense this season and marked the first time the Wildcats trailed by a touchdown.

Martinez and Kade Warner combined to tie the score at 7-7 with 2:43 left in the second quarter when Martinez threw his prettiest and longest pass of the season — a 21-yard completion to high-flying Warner, who hauled into the ball in the corner of the end zone and showed off his strength and concentration by maintaining possession despite being struck by two different defenders on his way to the turf.

Then the K-State defense sprang into action. Pratt threw a dart down the middle of the field that linebacker Daniel Green picked off and returned 49 yards down the Green Wave sideline with 28 seconds remaining in the second quarter. It marked Pratt's first interception of the season and the second interception by Green in two games.

Martinez took over at the Tulane 23 and got the ball to the 4 before his incompletion through the back of the end zone prompted a Chris Tennant 22-yard field goal as time expired for halftime.

SCORING SUMMARY

Team	Qtr/Time	Scoring Play	Conversion	Plays-Yds-TOP	Score
TU	1st/3:13	Spears 1 yd run	Esnard kick	9-91-3:32	7-0
KS	2nd/2:43	Warner 21 yd pass from Martinez	Tennant kick	8-75-3:23	7-7
KS	2nd/0:00	Tennant 22 yd field goal		6-19-0:28	10-7
TU	3rd/8:51	Esnard 30 yd field goal		7-53-3:20	10-10
TU	4th/4:27	James 4 yd pass from Pratt	Esnard kick	5-52-2:11	17-10

STATISTICAL LEADERS

Tulane

Rushing	Att	Yds	TD	Lg	Avg
Pratt	13	87	0	24	6.7
Celestine	14	52	0	8	3.7
Spears	9	26	1	8	2.9
Watts	1	1	0	1	1.0

Passing	C-A-I	Yds	TD	Lg	Sack
Pratt	13-26-2	176	1	38	2

Receiving	Rec	Yds	TD	Lg
Watts	3	60	0	23
McDougle	3	58	0	38
Wyatt	2	31	0	17
James	2	11	1	7
Keys III	1	7	0	7
Brown	1	5	0	5
Jackson	1	4	0	4

Kansas State

Rushing	Att	Yds	TD	Lg	Avg
Vaughn	20	81	0	26	4.0
Martinez	13	59	0	11	4.5
Giddens	9	46	0	17	5.1

Passing	C-A-I	Yds	TD	Lg	Sack
Martinez	21-31-0	150	1	21	0

Receiving	Rec	Yds	TD	Lg
Vaughn	8	30	0	8
Knowles	5	52	0	19
Warner	4	46	1	21
Sinnott	2	7	0	4
Wheeler	1	9	0	9
Brooks	1	6	0	6



GAME FOUR

K-STATE	14	10	3	14	-	41
6/6 OKLAHOMA	7	10	3	14	-	34

Sept. 24 | Memorial Stadium | Norman, Okla. | 7:05 p.m. | Att: 84,376



ADRIAN MARTINEZ

TEAM STATISTICS

	K-STATE	OU
FIRST DOWNS	28	26
Rushing	15	12
Passing	10	14
Penalty	3	0
NET YARDS RUSHING	275	220
Rushing Attempts	49	34
Average Per Rush	5.6	6.5
Rushing Touchdowns	4	0
Yards Gained Rushing	284	227
Yards Lost Rushing	9	7
NET YARDS PASSING	234	330
Completions-Attempts-Int	21-34-0	26-39-0
Average Per Attempt	6.9	8.5
Average Per Completion	11.1	12.7
Passing Touchdowns	1	4
TOTAL OFFENSE YARDS	509	550
Total offense plays	83	73
Average Gain Per Play	6.1	7.5
Fumbles: Number-Lost	0-0	0-0
Penalties: Number-Yards	6-37	11-87
PUNTS-YARDS	5-237	5-256
Average Yards Per Punt	47.4	51.2
Net Yards Per Punt	43.4	39.2
Inside 20	2	1
50+ Yards	2	3
Touchbacks	1	3
Fair catch	4	1
KICKOFFS-YARDS	7-440	6-390
Average Yards Per Kickoff	62.9	65.0
Net Yards Per Kickoff	39.3	34.5
Touchbacks	5	5
Punt returns: Number-Yards-TD	0-0-0	0-0-0
Average Per Return	0.0	0.0
Kickoff returns: Number-Yds-TD	1-58-0	1-10-0
Average Per Return	58.0	10.0
Interceptions: Number-Yds-TD	0-0-0	0-0-0
Fumble Returns: Number-Yds-TD	0-0-0	0-0-0
Possession Time	35:04	24:56
1st Quarter	10:25	4:35
2nd Quarter	10:23	4:37
3rd Quarter	7:08	7:52
4th Quarter	7:08	7:52
Third-Down Conversions	8 of 17	4 of 13
Fourth-Down Conversions	2 of 2	1 of 2
Red-Zone Scores-Chances	7-7	3-3
Touchdowns	5-7	2-3
Field goals	2-7	1-3
Sacks By: Number-Yards	1-5	0-0
PAT Kicks	5-5	4-4
Field Goals	2-2	2-2

Game Notes

• Kansas State earned its 11th all-time victory against an Associated Press top-10 team, while it was the fifth in a road game... The Wildcats have now defeated a team ranked in the AP Top 25 in four of the last six seasons, including the third time under head coach Chris Klieman... The Wildcats won vs. No. 5 Oklahoma in 2019 and at No. 3 Oklahoma in 2020.

• K-State totaled 509 yards of total offense, the first time going over 500 yards since last year's KU game (504 yards)... It was the most total offense by the Wildcats since tallying 521 against Bowling Green in 2019 and the most against a Big 12 team since going for 535 yards against Texas Tech in 2014.

• Adrian Martinez threw for 234 yards a touchdown on 21-of-34 aim, while he rushed for 148 yards and four touchdowns on 21 carries... He set a new career high in rushing TDs, bettering the three he had last season against Northwestern while playing for Nebraska... It is the most rushing touchdowns by a Wildcat since Skylar Thompson had three at Oklahoma in 2020.

• Deuce Vaughn rushed 25 times for 116 yards, while he hauled in two passes for 13 yards... He tallied his 15th career 100-yard rushing game, which remains the second most in school history... In each of his three games against Oklahoma, Vaughn has gone for 100 yards in either rushing (2022) or receiving (2020 and 2021).

• Martinez and Vaughn each eclipsed the 100-yard mark on the ground... It is the first time the Wildcats had two 100-yard rushers in the same game since the 2017 Cactus Bowl and the first in a Big 12 game since doing so against Oklahoma in 2017.

MARTINEZ, CATS GO WIRE-TO-WIRE IN NORMAN

NORMAN, Okla. — Kansas State players said that they were hungry after ending their non-conference slate with a loss. The Wildcats opened their Big 12 Conference season by taking a bite out of a familiar foe in record-setting style.

Adrian Martinez threw for 234 yards and one touchdown and added 21 carries for 148 yards and four touchdowns, while Deuce Vaughn added 25 carries for 116 yards, as K-State vaulted past No. 6 Oklahoma, 41-34, in front of a sellout crowd at Memorial Stadium.

It marked the most points K-State has ever scored in Norman in a series that began in 1908.

It also marked the third time in four meetings that K-State beat Oklahoma. That includes the second straight time in Norman, where the Sooners are usually infallible, yet saw their mystique crack at the hands of Martinez & Co., who spoiled the first Big 12 game for Oklahoma head coach Brent Venables in his first game against his alma mater.

Martinez, who threw for nearly 300 yards against Oklahoma last season when he played at Nebraska, was amazing in his first Big 12 game as a Wildcat, engineering five touchdown drives, including two in the fourth quarter when the Sooners tried to keep up on the scoreboard.

K-State never trailed. It stormed to a 14-0 lead when Martinez completed a 6-yard scoring toss to Knowles, then took a 24-17 lead into the locker room, then led 27-20 after three quarters, and led 41-27 with 1 minute, 58 seconds remaining. In a game that was projected to be a defensive battle, K-State and Oklahoma combined for 75 points and 1,059 total yards.

Chris Kleiman improved to 3-1 against Oklahoma, winning 48-41 in 2019 in Manhattan, 38-35 in 2020 in Norman, then losing 37-31 last season before giving K-State its ninth victory over a Top 10 team since 2000 — four of which are against Oklahoma.

K-State outgained Oklahoma 550 to 509. The Wildcats launched a balanced attack — 275 rushing yards and 234 passing — against a Venables-led defense that entered among the fiercest in the FBS. The Wildcats ranked 13th in scoring defense and 20th in total defense in the FBS and proved they could go toe-to-toe against an Oklahoma offense that ranked 20th in scoring offense and 17th in total offense. Back and forth the teams battled, but the Wildcats kept the Sooners out of the end zone on five straight drives in the second half.

Oklahoma quarterback Dillon Gabriel completed 26 of 39 passes for 330 yards and four touchdowns and added seven carries for 61 yards. He threw back-to-back long touchdowns to Theo Wease (56 yards) and Marvin Mims (50) to tie the score at 14-14. Running back Eric Gray had 16 carries for 114 yards.

Martinez struck first and instantly showed flashes of his old self while using his arm and legs on a game-opening 12-play, 75-yard charge. He hit Ben Sinnott with two passes and Kade Warner with another, and rushed four times for 29 yards, including a 6-yard touchdown run for a 7-0 lead.

Sinnott had career highs with four catches for 80 yards. Phillip Brooks had seven catches for 56 yards. Knowles had four catches for 52 yards and one touchdown.

K-State's 24 points in the first half marked its most in the opening two quarters against Oklahoma in Norman since the Wildcats also scored 21 points in 2014.

SCORING SUMMARY

Team	Qtr/Time	Scoring Play	Conversion	Plays-Yds-TOP	Score
KS	1st/9:57	Martinez 6 yd run	Tennant kick	12-75-5:03	7-0
KS	1st/5:37	Knowles 6 yd pass from Martinez	Tennant kick	7-80-3:11	14-0
OU	1st/2:32	Wease 56 yd pass from Gabriel	Schmit kick	3-70-0:52	14-7
OU	2nd/12:24	Mims 50 yd pass from Gabriel	Schmit kick	4-63-1:09	14-14
KS	2nd/6:15	Martinez 3 yd run	Tennant kick	11-42-5:59	21-14
OU	2nd/2:47	Schmit 41 yd field goal		8-51-3:28	21-17
KS	2nd/0:00	Tennant 23 yd field goal		10-70-2:47	24-17
OU	3rd/11:42	Schmit 44 yd field goal		8-48-3:18	24-20
KS	3rd/3:24	Tennant 29 yd field goal		11-69-3:53	27-20
KS	4th/8:00	Martinez 15 yd run	Tennant kick	8-80-3:45	34-20
OU	4th/4:36	Willis 1 yd pass from Gabriel	Schmit kick	9-75-3:24	34-27
KS	4th/1:58	Martinez 1 yd run	Tennant kick	7-75-2:38	41-27
OU	4th/0:35	Willis 10 yd pass from Gabriel	Schmit kick	12-75-1:23	41-34

STATISTICAL LEADERS

► Kansas State

Rushing	Att	Yds	TD	Lg	Avg
Martinez	21	148	4	55	7.0
Vaughn	25	116	0	22	4.6
Giddens	2	13	0	12	6.5

Passing	C-A-I	Yds	TD	Lg	Sack
Martinez	21-34-0	234	1	27	0

Receiving	Rec	Yds	TD	Lg
Brooks	7	56	0	20
Sinnott	4	80	0	27
Knowles	4	52	1	25
Warner	3	26	0	16
Vaughn	2	13	0	7
Garcia II	1	7	0	7

► Oklahoma

Rushing	Att	Yds	TD	Lg	Avg
Gray	16	114	0	25	7.1
Gabriel	7	61	0	26	8.7
Major	9	37	0	8	4.1
Farooq	2	8	0	9	4.0

Passing	C-A-I	Yds	TD	Lg	Sack
Gabriel	26-39-0	330	4	56	1

Receiving	Rec	Yds	TD	Lg
Gray	7	45	0	19
Farooq	5	69	0	30
Willis	5	41	2	16
Mims	4	87	1	50
Wease	3	75	1	56
Major	2	13	0	11



THE LAST TIME...

SCORING

All Games

Scored 40 or more points	41, at Oklahoma (9/24/2022)
Scored 50 or more points	55, vs. Kansas (10/24/2020)
Scored 60 or more points	63, vs. Florida Atlantic (9/17/2016)
Scored 70 or more points	76, vs. Ball State (9/16/2000)

Was held to 10 or fewer points	10, vs. Tulane (9/17/2022)
Was held to 7 or fewer points	0, at Iowa State (11/21/2020)
Was shut out	at Iowa State (11/21/2020)
Was shut out in a half	2nd half, vs. Tulane (9/17/2022)
Was shut out in back-to-back games	at Kansas, 0-28 and vs. Nebraska, 0-12 (1975)

Allowed 40 or more points	69, vs. Texas (12/5/2020)
Allowed 50 or more points	69, vs. Texas (12/5/2020)
Allowed 60 or more points	69, vs. Texas (12/5/2020)
Allowed 70 or more points	73, at Nebraska (11/10/2007)
Allowed a safety	at Iowa State (10/29/2016)
Allowed a two-point conversion	Jalen Hurts to CeeDee Lamb, vs. Oklahoma (10/26/2019)

Held an opponent to 10 or fewer points	0, vs. South Dakota (9/3/2022)
Held an opponent to 7 or fewer points	0, vs. South Dakota (9/3/2022)
Shut out an opponent	vs. South Dakota (9/3/2022)
Shut out an opponent in a half	Both Halves, vs. South Dakota (9/3/2022)
Back-to-back shutouts	vs. Akron, 67-0; vs. N. Illinois, 44-0; vs. Missouri, 30-0 (1995)

Largest deficit overcome for a win	21 points at #3 Oklahoma, 14-35 in 3rd quarter (9/26/2020) vs. Iowa State, 14-35 in 3rd quarter (11/21/2015) at Missouri, 0-21 in 2nd quarter (11/6/2004) vs. Oklahoma State, 0-21 in 2nd quarter (10/23/1999) vs. Iowa State, 7-28 in 3rd quarter (9/25/1999)
Overtime game	at Texas Tech; W, 42-35 (11/4/2017)
Come-from-behind win (trailing in 4th Q)	vs. Texas Tech, [21-17], won 31-21 (10/3/2020)

Home Games

Scored 40 or more points	40, vs. Missouri (9/10/2022)
Scored 50 or more points	55, vs. Kansas (10/24/2020)
Scored 60 or more points	63, vs. Florida Atlantic (9/17/2016)
Scored 70 or more points	76, vs. Ball State (9/16/2000)

Was held to 10 or fewer points	10, vs. Tulane (9/17/2022)
Was held to 7 or fewer points	6, vs. TCU (10/14/2017)
Was shut out	vs. Oklahoma (10/17/2015)
Was shut out in a half	2nd half, vs. Tulane (9/17/2022)
Was shut out in back-to-back games	vs. Nebraska, 0-41 and vs. Oklahoma, 0-27 (1965)

Allowed 40 or more points	69, vs. Texas (12/5/2020)
Allowed 50 or more points	69, vs. Texas (12/5/2020)
Allowed 60 or more points	69, vs. Texas (12/5/2020)
Allowed 70 or more points	75, vs. Oklahoma (10/23/1971)

Held an opponent to 10 or fewer points	0, vs. South Dakota (9/3/2022)
Held an opponent to 7 or fewer points	0, vs. South Dakota (9/3/2022)
Shut out an opponent	0, vs. South Dakota (9/3/2022)
Shut out an opponent in a half	Both Halves, vs. South Dakota (9/3/2022)
Back-to-back shutouts	vs. Akron, 67-0; vs. N. Illinois, 44-0; vs. Missouri, 30-0 (1995)

Away/Neutral Games

Scored 40 or more points	41, at Oklahoma (9/24/2022)
Scored 50 or more points	55, at West Virginia (10/20/2012)
Scored 60 or more points	64, at Kansas (11/2/2002)
Scored 70 or more points	75, at Drury (10/17/1910)

Was held to 10 or fewer points	0, at Iowa State (11/21/2020)
Was held to 7 or fewer points	0, at Iowa State (11/21/2020)
Was shut out	at Iowa State (11/21/1920)
Was shut out in a half	2nd half, at Texas (11/26/2021)
Was shut out in back-to-back games	at LSU, 0-21 and at Tulsa, 0-3 (1980)

Allowed 40 or more points	45, at Iowa State (11/21/2020)
Allowed 50 or more points	51, at Oklahoma (10/27/2018)
Allowed 60 or more points	66, at Texas Tech (10/10/2009)
Allowed 70 or more points	73, at Nebraska (11/10/2007)

Held an opponent to 10 or fewer points	10, at Kansas (11/6/2021)
Held an opponent to 7 or fewer points	7, vs. Stanford (9/4/2021)
Shut out an opponent	at Iowa State (11/8/2003)
Shut out an opponent in a half	2nd Half, at Texas Tech (10/23/2021)
Back-to-back shutouts	at Kansas, 64-0 and at Missouri, 38-0 (2002)

vs. AP TOP-25 OPPONENTS

Defeated a ranked opponent	at #6 Oklahoma, 41-34 (9/24/2022)
Defeated a ranked opponent at home	vs. #5 Oklahoma, 48-41 (10/26/2019)
Defeated a ranked opponent on the road/neutral site	at #6 Oklahoma, 41-34 (9/24/2022)
Defeated a ranked opponent in consec. chances	vs. #24 OSU and vs. #23 UT (2012)
Defeated a ranked opponent in 3 consec. chances	at #6 Oklahoma; at #13 West Virginia; vs. #15 Texas Tech; vs. #24 Oklahoma; vs. #23 Texas (2012)

Lost to a ranked opponent	vs. #11 Baylor, 20-10 (11/20/2021)
Lost to a ranked opponent at home	vs. #11 Baylor, 20-10 (11/20/2021)
Lost to a ranked opponent on the road/neutral site	at #17 Iowa State, 45-0 (11/21/2020)

K-STATE TEAM OFFENSE

Total Offense

Had 400 yards or more total offense	509 (275 rush/234 pass), at Oklahoma (9/24/2022)
Had 500 yards or more total offense	509 (275 rush/234 pass), at Oklahoma (9/24/2022)
Had 600 yards or more total offense	658 (305 rush/353 pass), vs. North Texas (9/24/2005)

Consec. gms. with 500-plus yards of offense	573, vs. Nicholls and 521, vs. Bowling Green (2019)
Four consec. gms with 500-plus yards of offense	573 vs. Iowa State; 566 at Kansas; 518 at Baylor; 512 vs. Nebraska (1998)

Was held to 300 or fewer yards total offense	293 (228 rush/65 pass), at Texas (11/26/2021)
Was held to 200 or fewer yards total offense	149 (73 rush/76 pass), at Iowa State (11/21/2020)
Was held to 100 or fewer yards total offense	86 (25 rush/61 pass), vs. NU (10/5/1996)

Rushing Yards

Had 250 or more rushing yards	275, at Oklahoma (9/24/2022)
Had 300 or more rushing yards	342, at Kansas (11/2/2019)
Had 400 or more rushing yards	415, vs. Nebraska (11/16/2002)

Was held to 100 or fewer rushing yards	81, at Texas Tech (10/23/2021)
Was held to 50 or fewer rushing yards	46, vs. Navy (12/31/2019)
Was held to negative rushing yards	-12, vs. Texas Tech (8/31/1996)

Rushing Touchdowns

Had 3 or more rushing touchdowns	4, at Oklahoma (9/24/2022)
Had 4 or more rushing touchdowns	4, at Oklahoma (9/24/2022)
Had 5 or more rushing touchdowns	5, vs. Bowling Green (9/7/2019)

Was held without a rushing touchdown	vs. Tulane (9/17/2022)
Was held without a rushing touchdown in consec. games	vs. South Dakota and Mississippi State (2018)

Passing Yards

Had 350 or more passing yards	400, at West Virginia (11/20/2014)
Had 400 or more passing yards	400, at West Virginia (11/20/2014)
Had 450 or more passing yards	486, vs. Oklahoma (10/25/2008)

Was held to 200 or fewer passing yards	150, vs. Tulane (9/17/2022)
Was held to 150 or fewer passing yards	150, vs. Tulane (9/17/2022)
Was held to 100 or fewer passing yards	95, vs. South Dakota (9/3/2022)



Passing Touchdowns

Had 3 or more passing touchdowns	3, vs. LSU (1/4/2022)
Had 4 or more passing touchdowns	4, vs. Central Arkansas (9/2/2017)

Was held without a passing touchdown vs. Missouri (9/10/2022)

Was held without a passing TD in consec. games vs. South Dakota & Missouri (2022)

First Downs

Had 25 or more first downs	28, at Oklahoma (9/24/2022)
Had 30 or more first downs	33, vs. Nicholls (8/31/2019)
Had 35 or more first downs	37, vs. Iowa State (10/24/1998)

Had 15 or fewer first downs15, vs. Tulane (9/17/2022)

Had 10 or fewer first downs 9, at Iowa State (11/21/2020)

Had 5 or fewer first downs 3, at Colorado (10/24/1992)

Turnovers

Lost 3 or more fumbles.....	3, at Mississippi State (9/14/2019)
Lost 4 or more fumbles.....	4, vs. Eastern Kentucky (9/3/2011)
Lost 5 or more fumbles.....	5, vs. USC (9/21/2002)

Threw 3 or more interceptions3, at West Virginia (10/31/2020)

Threw 4 or more interceptions 4, vs. Purdue (12/29/1998)

Threw 5 or more interceptions 5, vs. Iowa (9/10/1988)

Did not throw an interceptionvs. Oklahoma (9/24/2022)

Did not throw an INT in consec. games.....6, at UT (11/26/2021), vs. LSU (1/4/2022), vs. USD (9/3/2022), vs. MU (9/10/2022), vs. TUL (9/17/2022) and at OU (9/24/2022)

Committed 5 or more turnovers 5, at Oklahoma State (10/5/2013)

Committed 6 or more turnovers 6, at Kansas (11/18/2006)

Did not commit a turnovervs. Oklahoma (9/24/2022)

Did not commit a turnover in consec. games 3, at Texas (11/26/2021), vs. LSU (1/4/2022) and vs. South Dakota (9/3/2022)

Time of Possession

Had 35:00 or more time of possession35:04, at Oklahoma (9/24/2022)

Had 36:00 or more time of possession..... 38:03, at Kansas (11/2/2019)

Had 37:00 or more time of possession..... 38:03, at Kansas (11/2/2019)

Had 38:00 or more time of possession..... 38:03, at Kansas (11/2/2019)

Had 39:00 or more time of possession..... 42:52, vs. Bowling Green (9/7/2019)

Had 40:00 or more time of possession..... 42:52, vs. Bowling Green (9/7/2019)

Had 23:00 or less of time of possession 22:47, vs. Central Arkansas (9/2/2017)

Had 22:00 or less of time of possession 18:34, at Louisville (9/17/2008)

Had 21:00 or less of time of possession 18:34, at Louisville (9/17/2008)

Had 20:00 or less of time of possession 18:34, at Louisville (9/17/2008)

Penalties

Had 8 or more penalties8, vs. Missouri (9/10/2022)

Had 10 or more penalties 12, at Texas Tech (10/23/2021)

Had 12 or more penalties 12, at Texas Tech (10/23/2021)

Had 15 or more penalties 16, vs. Missouri State (9/15/2007)

Had 5 or less penalties 5, vs. Tulane (9/17/2022)

Had 3 or less penalties 1, at Texas (11/26/2021)

Did not commit a penalty.....0, vs. Texas (9/29/2018)

Penalty Yards

Had 75 or more penalty yards 93 (12 pen.) at Texas Tech (10/23/2021)

Had 100 or more penalty yards 108 (13 pen.) at Oklahoma (9/26/2020)

Had 125 or more penalty yards 129 (13 pen.) vs. South Dakota (9/1/2018)

Had 150 or more penalty yards 162 (16 pen.) vs. Missouri State (9/15/2007)

Had 40 or less penalty yards 37, at Oklahoma (9/24/2022)

Had 20 or less penalty yards..... 14, at Texas (11/26/2021)

Had 10 or less penalty yards..... 10, vs. West Virginia (11/13/2021)

Did not have any penalty yards0, vs. Texas (9/29/2018)

K-STATE INDIVIDUAL RUSHING

Attempts

Had 25 or more rushing attempts 25, Deuce Vaughn at Oklahoma (9/24/2022)

Had 30 or more rushing attempts 32, Alex Barnes vs. Texas Tech (11/17/2017)

Had 35 or more rushing attempts 35, Collin Klein vs. Texas A&M (11/12/2011)

Had 40 or more rushing attempts 42, Darren Sproles vs. Western Kentucky (9/4/2004)

Yards

Rushed for 100 or more yards 148, Adrian Martinez & 116, Adrian Martinez at OU (9/24/2022)

Rushed for 150 or more yards..... 162, Deuce Vaughn at Kansas (11/6/2021)

Rushed for 200 or more yards..... 250, Alex Barnes at Baylor (10/6/2018)

Rushed for 100 or more yards (QB) 125, Will Howard vs. Oklahoma State (11/7/2020)

Rushed for 150 or more yards (QB) 170, Jesse Ertz at TCU (12/3/2016)

Had two 100-yard rushers..... 148, Adrian Martinez & 116, Adrian Martinez at OU (9/24/2022)

Consec. 100-yard rushing games 8, Deuce Vaughn

109 vs. TCU (10/30/2021), 162 at KU (11/6/2021), 121 vs. WVU (11/13/2021), 128 vs. BU (11/20/2021), 143 at UT (11/26/2021), 146 vs. LSU (1/4/2022), 126 vs. USD (9/3/2022) & 145 vs. MU (9/10/2022)

Consec. 150-yard rushing games..... 2, Alex Barnes
250 at Baylor (10/6/2018) and 181 vs. Oklahoma State (10/13/2018)

Consec. 175-yard rushing games..... 2, Alex Barnes
250 at Baylor (10/6/2018) and 181 vs. Oklahoma State (10/13/2018)

Consec. 200-yard rushing games..... 2, Darren Sproles
273 vs. Missouri (11/22/2003) and 235 vs. Oklahoma (12/6/2003)

Had a run of 50 or more yards55, Adrian Martinez at Oklahoma (9/24/2022)

Had a run of 60 or more yards 75 (TD), Malik Knowles vs. South Dakota (9/3/2022)

Had a run of 70 or more yards 75 (TD), Malik Knowles vs. South Dakota (9/3/2022)

Had a run of 80 or more yards 80 (TD), Deuce Vaughn at Kansas (11/6/2021)

Had a run of 90 or more yards 95 (TD), John Hubert vs. Missouri State (9/1/2012)

Touchdowns

Rushed for 3 or more touchdowns..... 4, Adrian Martinez at Oklahoma (9/24/2022)

Rushed for 4 or more touchdowns..... 4, Adrian Martinez at Oklahoma (9/24/2022)

Rushed for 5 or more touchdowns..... 5, Collin Klein vs. Texas A&M (11/12/2011)

Had two players rush for two or more touchdowns 4, Alex Barnes and 2, Winston Dimel
at Baylor (11/19/2016)

K-STATE INDIVIDUAL PASSING

Attempts

Had 30 or more pass attempts34, Adrian Martinez at Oklahoma (9/24/2022)

Had 35 or more pass attempts 41, Skylar Thompson vs. Oklahoma (10/2/2021)

Had 40 or more pass attempts 41, Skylar Thompson vs. Oklahoma (10/2/2021)

Had 45 or more pass attempts 48, Jake Waters vs. UCLA (1/2/2015)

Had 50 or more pass attempts 50, Collin Klein at Baylor (11/17/2012)

Completions

Had 20 or more pass completions.....21, Adrian Martinez at Oklahoma (9/24/2022)

Had 25 or more pass completions 29, Skylar Thompson vs. Oklahoma (10/2/2021)

Had 30 or more pass completions 31, Jake Waters vs. UCLA (1/2/2015)

Had 35 or more pass completions 36, Josh Freeman at Oklahoma State (10/20/2007)

Yards

Threw for 250 or more yards 259, Skylar Thompson vs. LSU (1/4/2022)

Threw for 300 or more yards 306, Skylar Thompson at Texas Tech (10/23/2021)

Threw for 350 or more yards 400, Jake Waters at West Virginia (11/20/2014)

Threw for 400 or more yards 400, Jake Waters at West Virginia (11/20/2014)

Consec. 200-yard passing games..... 5, Skylar Thompson
320 vs. Oklahoma (10/2/2021), 206 vs. Iowa State (10/16/2021), 306 at Texas Tech
(10/23/2021), 242 vs. TCU (10/30/21) and 244 at Kansas (11/6/2021)

Consec. 250-yard passing games..... 2, Skylar Thompson
259 vs. Arkansas State (9/12/2020) and 334 at Oklahoma (9/26/2020)

Consec. 300-yard passing games..... 2, Jake Waters
300 at Baylor (12/6/2014) and 338 vs. UCLA (1/2/2015)



Had a pass of 50 or more yards.....	68 (TD), Skylar Thompson at Kansas (11/6/2021)
Had a pass of 60 or more yards.....	68 (TD), Skylar Thompson at Kansas (11/6/2021)
Had a pass of 70 or more yards.....	73 (TD), Skylar Thompson vs. TCU (10/30/2020)
Had a pass of 80 or more yards.....	82 (TD), Jesse Ertz at Texas (10/7/2017)
Had a pass of 90 or more yards.....	90 (TD), Jake Waters vs. Oklahoma (11/23/2013)

Touchdowns

Threw 2 or more touchdowns.....	3, Skylar Thompson vs. LSU (1/4/2022)
Threw 3 or more touchdowns.....	3, Skylar Thompson vs. LSU (1/4/2022)
Threw 4 or more touchdowns.....	4, Jesse Ertz vs. Central Arkansas (9/2/2017)
Non-QB threw a touchdown pass.....	Alex Barnes (RB) vs. Iowa State (11/25/2017)

Interceptions

Threw 3 or more interceptions.....	3, Will Howard at West Virginia (10/31/2020)
Threw 4 or more interceptions.....	4, Michael Bishop vs. Purdue (12/29/1998)
Threw 5 or more interceptions.....	5, Carl Straw vs. Iowa (9/10/1988)

K-STATE INDIVIDUAL RECEIVING

Receptions

Had 8 or more receptions.....	8, Deuce Vaughn vs. Tulane (9/17/2022)
Had 10 or more receptions.....	10, Deuce Vaughn vs. Oklahoma (10/2/2021)
Had 12 or more receptions.....	13, Tyler Lockett vs. UCLA (1/2/2015)
Had 14 or more receptions.....	14, Tyler Lockett at Baylor (12/6/2014)

Yards

Had 100 or more receiving yards.....	104, Deuce Vaughn vs. Oklahoma (10/2/2021)
Had 125 or more receiving yards.....	129, Deuce Vaughn at Oklahoma (9/26/2020)
Had 150 or more receiving yards.....	166, Byron Pringle at Oklahoma State (11/18/2017)
Had 175 or more receiving yards.....	196, Tyler Lockett at West Virginia (11/20/2014)
Had 200 or more receiving yards.....	278, Tyler Lockett vs. Oklahoma (11/23/2013)
Had two 100-yard receivers.....	121, Byron Pringle and 118, Isaiah Harris vs. UCA (9/2/2017)

Consec. 100-yard receiving games.....	2, Isaiah Zuber 144 vs. UTSA (9/15/2018) and 133 at West Virginia (9/22/2018)
Consec. 125-yard receiving games.....	2, Isaiah Zuber 144 vs. UTSA (9/15/2018) and 133 at West Virginia (9/22/2018)
Consec. 150-yard receiving games.....	2, Tyler Lockett 158 at Baylor (12/6/2014) and 164 vs. UCLA (1/2/2015)
Consec. 175-yard rushing games.....	2, Tyler Lockett 196 at TCU (11/8/2014) and 196 at West Virginia (11/20/2014)

Had a reception of 50 or more yards.....	68 (TD), Malik Knowles at Kansas (11/6/2021)
Had a reception of 60 or more yards.....	68 (TD), Malik Knowles at Kansas (11/6/2021)
Had a reception of 70 or more yards.....	73 (TD), Daniel Imatorbhebe vs. TCU (10/30/2021)
Had a reception of 80 or more yards.....	82 (TD), Dalton Schoen at Texas (10/7/2017)
Had a reception of 90 or more yards.....	90 (TD), Tyler Lockett vs. Oklahoma (11/23/2013)

Touchdowns

Had 2 or more touchdown receptions.....	2, Malik Knowles vs. LSU (1/4/2022)
Had 3 or more touchdown receptions.....	3, Byron Pringle at Oklahoma State (11/18/2017)
Had two players with 2 or more touchdown receptions.....	2, Tyler Lockett and 2, Curry Sexton vs. Texas Tech (10/4/2014)

K-STATE MISCELLANEOUS OFFENSE

Have two 100-yard rushers and a 100-yard receiver.....	Jesse Ertz (170 rush), Justin Silmon (133 rush) and Byron Pringle (126 rec) at TCU (12/3/2016)
Have a 100-yard rusher and two 100-yard receivers.....	Jake Waters (105 rush), Curry Sexton (128 rec) and Tyler Lockett (125 rec) vs. Texas Tech (10/4/2014)
Have a 100-yard rusher, 100-yard receiver and 300-yard passer.....	James Johnson (129 rush) Jordy Nelson (125 rec), Deon Murphy (106 rec) and Josh Freeman (320 pass) at NU (11/10/2007)
Have a player with 300 yards passing and 100 yards rushing.....	Michael Bishop (341 pass/101 rush) vs. Texas A&M (12/5/1998)

Have a player with 100 yards passing and rushing..... Adrian Martinez (148 rush/234 pass) at Oklahoma (9/24/2022)

Have a player with 300 or more yards of total offense..... 382, Adrian Martinez (234 pass/148 rush) at Oklahoma (9/24/2022)

Have a player with 400 or more yards of total offense..... 413, Jake Waters (400 pass/13 rush) at West Virginia (11/20/2014)

Have a player with 300 or more all-purpose yards..... 321, Tyler Lockett (196 rec/66 pr/59 kr) at West Virginia (11/20/2014)

Have a player with 6 or more touchdowns responsible for 7, Collin Klein (3 pass/4 rush) at West Virginia (10/20/2012)

Have a player with 4 or more touchdowns scored 4, Adrian Martinez (4 rush) at Oklahoma (9/24/2022)

Game-winning TD with less than 1:00.....	0:00, S. Thompson to I. Zuber vs. Iowa St. (11/25/2017)
Game-winning TD in overtime.....	Byron Pringle at Texas Tech (11/4/2017)
Walk-off TD in overtime.....	Collin Klein vs. Texas A&M (11/12/2011)
Two-point Conversion.....	Chabastin Taylor at TCU (10/10/2020)
TD on an offensive fumble recovery.....	Tramaine Thompson (0 yds) vs. Texas A&M (11/12/2011)

K-STATE TEAM DEFENSE

Total Defense

Allow 250 or fewer total yards.....	222 (94 rush/128 pass), vs. Missouri (9/10/2022)
Allow 200 or fewer total yards.....	140 (61 rush/79 pass), vs. Bowling Green (9/7/2019)
Allow 150 or fewer total yards.....	140 (61 rush/79 pass), vs. Bowling Green (9/7/2019)
Allow 100 or fewer total yards.....	53 (46 rush/5 pass), vs. Ball State (9/16/2000)

Allow 450 or more total yards..... 550 (220 rush/330 pass), at Oklahoma (9/24/2022)

Allow 500 or more total yards..... 550 (220 rush/330 pass), at Oklahoma (9/24/2022)

Allow 550 or more total yards..... 550 (220 rush/330 pass), at Oklahoma (9/24/2022)

Allow 600 or more total yards..... 608 (334 rush/274 pass), vs. Texas (12/5/2020)

Rushing Defense

Allowed 100 or fewer rushing yards.....	94, vs. Missouri (9/10/2022)
Allowed 50 or fewer rushing yards.....	25, vs. Nevada (9/18/2021)
Allowed 10 or fewer rushing yards.....	10, vs. Eastern Kentucky (9/3/2011)
Allowed negative rushing yards.....	-13, vs. Texas A&M (10/17/2009)

Allowed 250 or more rushing yards.....	334, vs. Texas (12/5/2020)
Allowed 300 or more rushing yards.....	334, vs. Texas (12/5/2020)
Allowed 350 or more rushing yards.....	373, at Oklahoma State (9/28/2019)
Allowed 400 or more rushing yards.....	451 vs. Nebraska (10/7/2010)

Rushing Touchdown Defense

Did not allow a rushing touchdown..... at Oklahoma (9/24/2022)

Did not allow a rushing touchdown in consec. games..... 2, at Kansas (11/6/2021) and vs. West Virginia (11/13/2021)

Allowed 3 or more rushing touchdowns.....	3, at Texas Tech (10/23/2021)
Allowed 4 or more rushing touchdowns.....	7, vs. Texas (12/5/2020)
Allowed 5 or more rushing touchdowns.....	7, vs. Texas (12/5/2020)

Passing Defense

Allowed 200 or fewer passing yards.....	176, vs. Tulane (9/17/2022)
Allowed 100 or fewer passing yards.....	98, vs. Navy (12/31/2019)
Allowed 50 or fewer passing yards.....	5, vs. Ball State (9/16/2000)

Allowed 350 or more passing yards.....	387, at Oklahoma (9/26/2020)
Allowed 400 or more passing yards.....	425, at Oklahoma State (11/18/2017)
Allowed 450 or more passing yards.....	457, vs. Oklahoma State (11/5/2016)

Passing Touchdown Defense

Did not allow a passing touchdown..... vs. Missouri (9/10/2022)

Did not allow a passing touchdown in consec. games..... vs. South Dakota (9/3/2022) and vs. Missouri (9/10/2022)

Allowed 3 or more passing touchdowns..... 4, at Oklahoma (9/24/2022)

Allowed 4 or more passing touchdowns..... 4, at Oklahoma (9/24/2022)

Allowed 5 or more passing touchdowns..... 5, vs. Arkansas State (9/12/2020)



Tackles for Loss

Recorded 8 or more TFLs.....	10, vs. Missouri (9/10/2022)
Recorded 10 or more TFLs.....	10, vs. Missouri (9/10/2022)
Recorded 11 or more TFLs.....	13, at Baylor (11/28/2020)
Recorded 12 or more TFLs.....	13, at Baylor (11/28/2020)
Recorded 13 or more TFLs.....	13, at Baylor (11/28/2020)
Recorded 14 or more TFLs.....	14, vs. Baylor (11/1/2003)
Did not have a TFL.....	at Iowa State (10/13/2012)

Sacks

Recorded 4 or more sacks.....	4.0, vs. South Dakota (9/3/2022)
Recorded 6 or more sacks.....	7.0, at Baylor (11/28/2020)
Recorded 7 or more sacks.....	7.0, at Baylor (11/28/2020)
Recorded 8 or more sacks.....	8.0, vs. Baylor (11/1/2003)
Recorded 9 or more sacks.....	9.0, at Kansas (10/7/2000)
Did not have a sack.....	vs. LSU (1/4/2022)

Forced Turnovers

Recovered 3 or more fumbles.....	3, vs. Iowa State (11/21/2015)
Recovered 4 or more fumbles.....	4, vs. Iowa State (11/21/2015)
Recovered 5 or more fumbles.....	5, at Kansas (11/2/2002)

Intercepted 3 or more interceptions..... 4, vs. Missouri (9/10/2022)

Intercepted 4 or more interceptions..... 4, vs. Missouri (9/10/2022)

Intercepted 5 or more interceptions..... 5, vs. Texas (11/6/2010)

Forced 5 or more turnovers..... 6, at Kansas (11/30/2013)

Forced 6 or more turnovers..... 6, at Kansas (11/30/2013)

First Downs Allowed

Allowed 15 or fewer first downs.....	14, vs. Missouri (9/10/2022)
Allowed 10 or fewer first downs.....	10, vs. Iowa State (11/30/2019)
Allowed 5 or fewer first downs.....	5, vs. Bowling Green (9/7/2019)

Allowed 25 or more first downs..... 26 (12r/14p/0pn), at Oklahoma (9/24/2022)

Allowed 30 or more first downs..... 32 (15r/15p/2pn), at Oklahoma (10/27/2018)

Allowed 35 or more first downs..... 38 (17r/19p/2pn), at Baylor (10/6/2018)

Team Defensive Miscellaneous

Scored a safety.....	at Texas Tech (10/23/2021)
Scored two safeties.....	at Nebraska (11/12/2005)
Scored two safeties in one quarter.....	at Nebraska; 3rd quarter (11/12/2005)

K-STATE INDIVIDUAL DEFENSE

Tackles

Had 10 or more tackles.....	11, Kobe Savage at Oklahoma (9/24/2022)
Had 12 or more tackles.....	13, Daniel Green at Baylor (11/28/2020)
Had 13 or more tackles.....	13, Daniel Green at Baylor (11/28/2020)
Had 14 or more tackles.....	14, D.J. Reed at Iowa State (10/29/2016)
Had 15 or more tackles.....	17, Charmeachelle Moore vs. West Virginia (12/5/2015)

Tackles for Loss

Had 3 or more tackles for loss.....	3.0, Daniel Green vs. Baylor (11/20/2021)
Had 4 or more tackles for loss.....	4.0, Felix Anudike-Uzomah vs. TCU (10/30/2021)
Had 5 or more tackles for loss.....	5.0, Ian Campbell vs. Illinois State (9/2/2006)

Sacks

Had 2 or more sacks.....	4.0, Felix Anudike-Uzomah vs. TCU (10/30/2021)
Had 3 or more sacks.....	4.0, Felix Anudike-Uzomah vs. TCU (10/30/2021)
Had 4 or more sacks.....	4.0, Felix Anudike-Uzomah vs. TCU (10/30/2021)

Interceptions

Intercepted 2 or more passes.....	2, Kevion McGee at Iowa State (11/24/2018)
Intercepted 3 or more passes.....	3, Allen Chapman vs. Oklahoma State (11/3/2012)
Intercepted 4 or more passes.....	4, Jaime Mendez vs. Temple (9/26/1992)

Pass Breakups

Had 3 or more pass breakups.....	3, Russ Yeast vs. West Virginia (11/13/2021)
Had 4 or more pass breakups.....	4, Justin Gardner at TCU (10/10/2020)
Had 5 or more pass breakups.....	6, Terence Newman at Oklahoma (9/29/2001)

Fumbles

Forced 2 or more fumbles.....	2, Felix Anudike-Uzomah vs. TCU (10/30/2021)
Recovered 2 or more fumbles.....	2, Ian Campbell vs. Baylor (10/27/2007)

Scoring

TD on an interception return.....	Justin Gardner (24 yards) vs. Kansas (10/24/2020)
TD on a fumble return.....	Jonathan Alexander (25 yards) vs. Nicholls (8/31/2019)
Safety via tackle in end zone.....	Felix Anudike-Uzomah at Texas Tech (10/23/2021)

K-STATE INDIVIDUAL SPECIAL TEAMS

Kickoff Returns

Had 150 or more KOR yards.....	152, D.J. Reed at Kansas (10/28/2017)
Had 200 or more KOR yards.....	201, Morgan Burns vs. West Virginia (12/5/2015)

TD on a kickoff return..... Malik Knowles (93 yds) vs. Oklahoma (10/2/2021)

Had 2 or more KOR touchdowns..... 2, Brandon Banks (91 and 92 yds) vs. Tenn. Tech (9/26/2009)

Had KOR touchdowns in consec. games..... 2, Malik Knowles (99 yds) at Oklahoma State and (93 yds) vs. Oklahoma (2021)

Had a KOR touchdown to open a game..... Joshua Youngblood (93 yds) vs. Iowa State (11/30/2019)

Punt Returns

Had 75 or more punt return yards.....	76, Phillip Brooks vs. Missouri (9/10/2022)
Had 100 or more punt return yards.....	189, Phillip Brooks vs. Kansas (10/24/2020)
Had 125 or more punt return yards.....	189, Phillip Brooks vs. Kansas (10/24/2020)
Had 150 or more punt return yards.....	189, Phillip Brooks vs. Kansas (10/24/2020)

TD on a punt return..... Phillip Brooks (76 yds) vs. Missouri (9/10/2022)

2 TDs on a punt returns..... Phillip Brooks (55 yds and 52 yds) vs. Kansas (10/24/2020)

Had punt return TDs in consec. games..... 2, Aaron Lockett (69 yds) vs. Louisiana Tech and (84 yds) vs. Ball State (2000)

Had punt return TDs in 3 consec. games..... 3, David Allen (63 yds) vs. Indiana State; (69 yds) vs. Northern Illinois; (93 yds) vs. Texas (1998)

Field Goals/PATs

Had 3 or more field goals.....	3, Blake Lynch at Texas Tech (11/23/2019)
Had 4 or more field goals.....	4, Blake Lynch vs. Texas Tech (11/17/2018)
Had 5 or more field goals.....	5, Jamie Rheem at Texas (10/2/1999)
Game-winning FG with less than one minute.....	0:03 (42 yds), Jack Cantele vs. ISU (11/21/2015)

Made a 47-yd FG or longer.....	51, Chris Tennant at Texas (11/26/2021)
Made a 48-yd FG or longer.....	51, Chris Tennant at Texas (11/26/2021)
Made a 49-yd FG or longer.....	51, Chris Tennant at Texas (11/26/2021)
Made a 50-yd FG or longer.....	51, Chris Tennant at Texas (11/26/2021)
Made a 51-yd FG or longer.....	51, Chris Tennant at Texas (11/26/2021)
Made a 52-yd FG or longer.....	53, Blake Lynch at TCU (10/10/2020)
Made a 53-yd FG or longer.....	53, Blake Lynch at TCU (10/10/2020)
Made a 54-yd FG or longer.....	54, Matthew McCrane at Texas (10/7/2017)
Made a 55-yd FG or longer.....	55, Jeff Snodgrass vs. North Texas (9/24/2005)

Made 5 or more PATs.....	6, Ty Zentner vs. LSU (1/4/2022)
Made 6 or more PATs.....	6, Ty Zentner vs. LSU (1/4/2022)
Made 7 or more PATs.....	7, Blake Lynch vs. Kansas (10/24/2020)
Made 8 or more PATs.....	9, Matthew McCrane vs. Florida Atlantic (9/17/2016)

Blocked Kicks/Onside Kick

Blocked an extra point.....	Jordan Willis at Oklahoma State (10/3/2015)
Blocked a field goal.....	Wyatt Hubert at TCU (10/10/2020)
Blocked a punt.....	Seth Porter vs. South Dakota (9/3/2022)
Had 2 or more blocked kicks.....	2, Raphael Guidry (2 FGs) at Texas Tech (10/15/2011)
TD on blocked field goal.....	Kip Daily (65 yds) at Oklahoma State (10/5/2013)
TD on blocked punt return.....	Desmond Purnell (17 yds) vs. South Dakota (9/3/2022)
Defensive extra point.....	Nigel Malone (68-yd blocked XP return) vs. Arkansas (1/6/2012)
Recovered an onside kick.....	Jayd Kirby at Stanford (9/2/2016)



OPPONENT INDIVIDUAL RUSHING

Attempts

Had 25 or more rushing attempts	31, Roschon Johnson, Texas (11/26/2021)
Had 30 or more rushing attempts	31, Roschon Johnson, Texas (11/26/2021)

Yards

Rushed for 100 or more yards	114, Eric Gray, Oklahoma (9/24/2022)
Rushed for 150 or more yards	179, Roschon Johnson, Texas (11/26/2021)
Rushed for 200 or more yards	213, Malcolm Perry, Navy (12/31/2019)
Had two 100-yard rushers	221, Kylin Hill and 159, Nick Fitzgerald, Miss. State (9/8/2018)

Had a run of 60 or more yards	61, Kendre Miller, TCU (10/30/2021)
Had a run of 70 or more yards	75 (TD), Breece Hall, Iowa State (10/16/2021)
Had a run of 80 or more yards	84 (TD), Chuba Hubbard, Oklahoma State (9/28/2019)
Had a run of 90 or more yards	91 (TD), David Thompson, Oklahoma State (11/18/1995)

Touchdowns

Rushed for 3 or more touchdowns	3, Bijan Robinson and Roschon Johnson, Texas (12/5/2020)
Rushed for 4 or more touchdowns	4, Taylor Martinez, Nebraska (10/7/2010)
Had two players rush for 2 or more TDs	3, Bijan Robinson and Roschon Johnson, Texas (12/5/2020)

OPPONENT INDIVIDUAL PASSING

Attempts

Had 30 or more pass attempts	39, Dillon Gabriel, Oklahoma (9/24/2022)
Had 40 or more pass attempts	45, Jarret Doege, West Virginia (11/13/2021)
Had 45 or more pass attempts	45, Jarret Doege, West Virginia (11/13/2021)
Had 50 or more pass attempts	56, Austin Simmons, South Dakota (9/1/2018)

Completions

Had 20 or more pass completions	26, Dillon Gabriel, Oklahoma (9/24/2022)
Had 25 or more pass completions	26, Dillon Gabriel, Oklahoma (9/24/2022)
Had 30 or more pass completions	31, Charlie Brewer, Baylor (11/28/2020)
Had 40 or more pass completions	45, Patrick Mahomes, Texas Tech (10/8/2016)

Yards

Threw for 250 or more yards	330, Dillon Gabriel, Oklahoma (9/24/2022)
Threw for 300 or more yards	330, Dillon Gabriel, Oklahoma (9/24/2022)
Threw for 350 or more yards	387, Spencer Rattler, Oklahoma (9/26/2020)
Threw for 400 or more yards	425, Mason Rudolph, Oklahoma State (11/18/2017)

Had a pass of 50 or more yards	50, Dillon Gabriel (TD), Oklahoma (9/24/2022)
Had a pass of 60 or more yards	60, Brock Purdy, Iowa State (11/30/2019)
Had a pass of 70 or more yards	70 (TD), Jalen Hurts, Oklahoma (10/26/2019)
Had a pass of 80 or more yards	82 (TD), Kyler Murray, Oklahoma (10/27/2018)
Had a pass of 90 or more yards	95 (TD), Carter Stanley, Kansas (11/26/2016)

Touchdowns

Threw 3 or more touchdowns	4, Dillon Gabriel, Oklahoma (9/24/2022)
Threw 4 or more touchdowns	4, Dillon Gabriel, Oklahoma (9/24/2022)

OPPONENT INDIVIDUAL RECEIVING

Receptions

Had 8 or more receptions	9, Tay Martin, Oklahoma State (9/25/2021)
Had 10 or more receptions	10, David Sills V, West Virginia (9/22/2018)
Had 12 or more receptions	13, Gary Jennings Jr., West Virginia (11/11/2017)
Had 14 or more receptions	15, Sterling Shepard, Oklahoma (10/18/2014)

Yards

Had 100 or more receiving yards	100, Tay Martin, Oklahoma State (9/25/2021)
Had 150 or more receiving yards	160, CeeDee Lamb, Oklahoma (10/27/2018)
Had 200 or more receiving yards	233, Steven Sims, Kansas (10/28/2017)
Had two 100-yard receivers	110, Devin Duvernay/110, Collin Johnson, Texas (11/9/2019)

Touchdowns

Had 2 or more touchdown receptions	2, Brayden Willis, Oklahoma (9/24/2022)
Had 3 or more touchdown receptions	3, Jonathan Adams, Arkansas State (9/12/2020)
Had 2 players with 2 or more TD catches	Ka'Raun White (2) and David Sills V (2), WVU (11/11/2017)

OPPONENT INDIVIDUAL DEFENSE

Tackles

Had 10 or more tackles	15, David Ugwoegbu, Oklahoma (9/24/2022)
Had 12 or more tackles	15, David Ugwoegbu, Oklahoma (9/24/2022)
Had 13 or more tackles	15, David Ugwoegbu, Oklahoma (9/24/2022)
Had 14 or more tackles	15, David Ugwoegbu, Oklahoma (9/24/2022)
Had 15 or more tackles	15, David Ugwoegbu, Oklahoma (9/24/2022)

Tackles for Loss

Had 3 or more tackles for loss	3.0, Michael Scott, South Dakota (9/3/2022)
Had 4 or more tackles for loss	4.0, James Lynch, Baylor (10/5/2019)

Sacks

Had 2 or sacks	2.0, Michael Scott, South Dakota (9/3/2022)
Had 3 or sacks	3.0, Gabe Hall, Baylor (11/20/2021)
Had 4 or sacks	4.0, Mike Mamula, Boston College (12/25/1994)

Interceptions/Pass Breakups

Intercepted 2 or more passes	2, Zack Sanches, Oklahoma (10/17/2015)
Had 3 or more pass breakups	5, Dreshun Miller, West Virginia (10/31/2020)
Had 4 or more pass breakups	5, Dreshun Miller, West Virginia (10/31/2020)

Fumbles

Forced 2 or more fumbles	2, Will McDonald, Iowa State (11/21/2020)
Recovered 2 or more fumbles	2, Jacques Smith, Missouri (11/13/2010)

Scoring

TD on an interception return	PJ Jules (41 yds), Southern Illinois (9/11/2021)
TD on a fumble return	Malcolm Rodriguez (0 yds), Oklahoma State (9/25/2021)
Safety via tackle in end zone	Dee Winters, TCU (10/30/2021)

OPPONENT INDIVIDUAL SPECIAL TEAMS

Kickoff Returns

Had 125 or more KOR yards	150, D'Shawn Jamison, Texas (12/5/2020)
Had 150 or more KOR yards	150, D'Shawn Jamison, Texas (12/5/2020)
TD on a kickoff return	Darryl Surgent (100 yds), Louisiana (9/7/2013)

Punt Returns

Had 75 or more punt return yards	90, D'Shawn Jamison, Texas (9/29/2018)
Had 100 or more punt return yards	103, Danny Amendola, Texas Tech (10/30/2004)
TD on a punt return	D'Shawn Jamison (90 yds), Texas (9/29/2018)

Field Goals

Had 3 or more field goals	3, Cameron Dicker, Texas (11/26/2021)
Had 4 or more field goals	4, Andrew Mevis, Iowa State (10/16/2021)
Game-winning FG with less than one minute	0:00 (30 yds), John Mayers, Baylor (11/28/2020)

Blocked Kicks/Onside Kick

Blocked an extra point	Myles Garrett, Texas A&M (12/28/2016)
Blocked a field goal	Kyle Rose, West Virginia (11/20/2014)
Blocked a punt	Jordan Sterns, Oklahoma State (11/1/2014)
TD on blocked punt return	D.J. Adeoba (26 yds), Massachusetts (9/5/2009)
Defensive extra point	Darrent Williams (85-yd blocked XP return), Oklahoma St. (10/12/2002)
Recovered an onside kick	Kansas (11/26/2016)



RECORDS WATCH

CAREER RUSHING YARDS

Rk	Player, Years	Att	Yds
1.	Darren Sproles, 2001-04	815	4,979
4.	Ell Roberson, 2000-03	604	2,818
5.	Alex Barnes, 2016-18	458	2,616
6.	Eric Hickson, 1994-95, 1997-98	507	2,537
7.	Deuce Vaughn, 2020-22	445	2,514

CAREER 100-YARD RUSHING GAMES

Rk	Player, Years	No.
1.	Darren Sproles, 2001-04	24
2.	Deuce Vaughn, 2020-22	15

CAREER RUSHING YARDS PER CARRY [MIN 200 ATT]

Rk	Player, Years	Att	Yds	Avg.
1.	Darren Sproles, 2001-04	815	4,979	6.11
2.	Alex Barnes, 2016-18	458	2,616	5.71
3.	Deuce Vaughn, 2020-22	445	2,514	5.65
4.	James Johnson, 2006-07	272	1,509	5.55
5.	Jesse Ertz, 2014-17	256	1,399	5.46

CAREER RUSHING YARDS PER GAME [MIN 20 GAMES]

Rk	Player, Years	Gms	Yds	Avg.
1.	Daniel Thomas, 2009-10	25	2,850	114.0
2.	Darren Sproles, 2001-04	45	4,979	110.6
3.	Deuce Vaughn, 2020-22	27	2,514	93.1
4.	Josh Scobey, 2000-01	24	1,981	82.5
5.	Alex Barnes, 2016-18	36	2,616	72.7

GAME RUSHING TOUCHDOWNS

Rk	Player vs./at Opponent, Date	TDs
1.	Collin Klein vs. Texas A&M, 11/12/2011	5
	Jonathan Beasley vs. North Texas, 9/23/2000	5
3.	Adrian Martinez at Oklahoma, 9/24/2022	4
	Tied with 13 others	

CAREER RUSHING TOUCHDOWNS

Rk	Player, Years	TDs
1.	Collin Klein, 2010-12	56
2.	Darren Sproles, 2001-04	45
3.	Ell Roberson, 2000-03	40
4.	Josh Scobey, 2000-01	31
5.	Daniel Thomas, 2009-10	30
6.	Deuce Vaughn, 2020-22	28
	John Hubert, 2010-13	28

CAREER CONSECUTIVE 100-YARD RUSHING GAMES

Rk	Player, Dates	Gms
1.	Darren Sproles, 10/5/2002 - 8/23/2003	10
2.	Deuce Vaughn, 10/30/2021 - 9/3/2022	8

CAREER CONSECUTIVE GAMES WITH A RUSHING TD

Rk	Player, Dates	Gms
1.	Collin Klein, 9/8/2012 - 1/3/2013	12
	Collin Klein, 9/17/2011 - 1/6/2012	12
3.	Darren Sproles, 10/26/2002 - 9/20/2003	11
4.	Mack Herron, 9/20/1969 - 11/22/1969	10
5.	Deuce Vaughn, 10/23/2021 - 9/10/2022	9

CAREER RECEPTIONS [RUNNING BACKS/FULLBACKS]

Rk	Player, Years	Rec
1.	Mike Montgomery, 1968-70	99
2.	Mack Herron, 1968-69	90
3.	Deuce Vaughn, 2020-22	86

CAREER RECEIVING TOUCHDOWNS

Rk	Player, Years	TDs
1.	Tyler Lockett, 2011-14	29
2.	Kevin Lockett, 1993-96	26
3.	Quincy Morgan, 1999-2000	23
4.	Jordy Nelson, 2005-07	20
5.	James Terry, 2002-03	18
6.	Darnell McDonald, 1997-98	15
7.	Aaron Lockett 1998-2001	14
8.	Malik Knowles, 2018-22	13

CAREER 1,000-YARD RECEIVERS

Rk	Player, Years	Yds
1.	Tyler Lockett, 2011-14	3,710
20.	Charlie Green, 1976-78	1,440
21.	Henry Childs, 1971-73	1,365
22.	Byron Pringle, 2016-17	1,355
23.	Isaiah Zuber, 2016-18	1,321
24.	Malik Knowles, 2018-22	1,286
24.	Mack Herron, 1968-69	1,244
26.	Jeron Mastrud, 2006-09	1,219
27.	Deon Murphy, 2007-08	1,160
28.	Russ Campbell, 1988-91	1,150
29.	John Liebe, 1976-77, 1979-80	1,149
30.	Yamon Figurs, 2004-06	1,144
31.	Tyson Schwieger, 1992-95	1,122
32.	Deante Burton, 2013-16	1,085
33.	Phillip Brooks, 2019-22	1,070

CAREER ALL-PURPOSE YARDS PER GAME

Rk	Player, Years	Gms	Yds	YPG
1.	Mack Herron, 1968-69	19	3,150	165.8
2.	Brandon Banks, 2008-09	24	3,828	159.5
3.	Darren Sproles, 2001-04	45	6,812	151.4
4.	Tyler Lockett, 2011-14	47	6,586	140.1
5.	Deuce Vaughn, 2020-22	27	3,610	133.7

CAREER ALL-PURPOSE YARDS

Rk	Player, Years	Tot
1.	Darren Sproles, 2001-04	6,812
2.	Tyler Lockett, 2011-14	6,586
3.	Aaron Lockett, 1998-2001	4,023
4.	Brandon Banks, 2008-09	3,828
5.	Deuce Vaughn, 2020-22	3,610

CAREER POINTS SCORED

Rk	Player, Years	Pts (How)
1.	Martin Gramatica, 1994-95, 97-98	349 (54/70 FG, 187/192 XP)
7.	Ell Roberson, 2000-03	248 (40 TDs, 4 2XP)
8.	Anthony Cantele, 2010-12	235 (37/48 FG, 118/120 XP)
9.	Blake Lynch, 2018-20	230 (45/54 FG, 95/96 XP)
10.	Tyler Lockett, 2011-14	212 (35 TDs, 1 2XP)
	Deuce Vaughn, 2020-22	204 (34 TDs)

CAREER TOUCHDOWNS SCORED

Rk	Player, Years	TDm	TDrc	TDrt	Tot
1.	Collin Klein, 2009-12	56	1	—	57
2.	Darren Sproles, 2001-04	45	2	1	48
3.	Ell Roberson, 2000-03	40	—	—	40
4.	Tyler Lockett, 2011-14	—	29	6	35
5.	Deuce Vaughn, 2020-22	28	6	—	34

GAME PUNTING AVERAGE [MIN 4 ATT]

Rk	Player vs./at Opponent, Date	Att	Yds	Avg.
1.	James Garcia vs. Texas, 9/19/98	4	241	60.25
2.	Ty Zentner vs. Missouri, 9/10/2022	4	217	54.25
3.	James Garcia at Rice, 9/21/96	4	211	52.75
4.	Doug Dusenbury at New Mexico, 11/28/64	6	317	52.83
5.	Sean Snyder at Colorado, 10/24/92	12	630	52.50

CAREER PUNTING AVERAGE [MIN 75 ATT]

Rk	Player, Years	Att	Yds	Avg.
1.	Devin Ancill, 2018-19	83	3,718	44.80
2.	Ty Zentner, 2020-22	87	3,762	43.24
3.	James Garcia, 1995-98	167	7,211	43.18
4.	Sean Snyder, 1991-92	135	5,800	42.96
5.	Nick Walsh, 2014-17	217	9,187	42.34
6.	Tim Reyer, 2004-07	220	9,295	42.20
7.	Doug Dusenbury, 1962-64	124	5,228	42.16
8.	Bob Coble, 1966-68	209	8,770	41.96
9.	Ryan Doerr, 2009-10	95	3,920	41.30
10.	Jared Britte, 2000-03	90	3,710	41.22

CAREER SACKS

Rk	Player, Years	Sacks	Yds
1.	Darren Howard, 1996-99	29.5	203
6.	Ian Campbell, 2005-08	20.5	126
	Ryan Mueller, 2011-14	20.5	123
8.	Andrew Shull, 2000-03	20.0	141
	Wyatt Hubert, 2018-20	20.0	125
10.	Chris Johnson, 1997-2000	18.5	126
	Felix Anudike-Uzomah, 2020-22	14.5	71

CAREER FORCED FUMBLES

Rk	Player, Years	FF
1.	Reggie Walker, 2016-19	9
	Darren Howard, 1996-99	9
	Grady Newton, 1983-87	9
4.	Mark Simoneau, 1996-99	8
	Reggie Singletary, 1981-83	8
	Felix Anudike-Uzomah, 2020-22	7

CAREER PUNT-RETURN YARDS

Rk	Player, Years	Att	Yds
1.	David Allen, 1997-2000	103	1,646
5.	Mitch Running, 1992-95	62	625
6.	Veryl Switzer, 1951-53	42	596
7.	Yamon Figurs, 2004-06	48	553
8.	Phillip Brooks, 2018-22	31	549

CAREER PUNT-RETURN AVERAGE [MIN 25 ATT]

Rk	Player, Years	Att	Yds	Avg.
1.	Phillip Brooks, 2018-22	31	549	17.7
2.	David Allen, 1997-2000	103	1,646	16.0
3.	Aaron Lockett, 1998-2001	54	845	15.6
4.	Terence Newman, 1999-2002	27	417	15.4
5.	Tyler Lockett, 2011-14	32	488	15.2

CAREER PUNT-RETURN TOUCHDOWNS

Rk	Player, Years	TDs
1.	David Allen, 1997-2000	7
2.	Phillip Brooks, 2018-22	4

CAREER KICKOFF-RETURN ATTEMPTS

Rk	Player, Years	Att	Yds
1.	Tyler Lockett, 2011-14	77	2,196
6.	Morgan Burns, 2013-15	51	1,572
7.	Malik Knowles, 2018-22	41	1,200
	Ivan Pearl, 1980-83	41	665

CAREER KICKOFF-RETURN YARDS

Rk	Player, Years	Att	Yds
1.	Tyler Lockett, 2011-14	77	2,196
2.	Brandon Banks, 2008-09	57	1,625
3.	Morgan Burns, 2013-15	51	1,572
4.	Andre Coleman, 1990-93	60	1,458
5.	Dimitrie Scott, 1985-86, 88-89	68	1,297
6.	Malik Knowles, 2018-22	41	1,200

CAREER KICKOFF-RETURN AVERAGE [MIN 20 ATT]

Rk	Player, Years	Att	Yds	Avg.
1.	William Powell, 2009-10	21	726	34.6
2.	D.J. Reed, 2016-17	26	837	32.2
3.	Morgan Burns, 2013-15	51	1,572	30.8
4.	Malik Knowles, 2018-22	41	1,200	29.3
5.	Tyler Lockett, 2011-14	77	2,196	28.5
6.	Brandon Banks, 2008-09	57	1,625	28.5
7.	Byron Pringle, 2016-17	39	1,076	27.6
8.	Mack Herron, 1968-69	35	916	26.2
9.	Terence Newman, 1999-2002	32	834	26.1
10.	Henry Hawthorne, 1969-70	36	921	25.6

CAREER KICKOFF-RETURN TOUCHDOWNS

Rk	Player, Year	TDs
1.	Morgan Burns, 2013-15	5
	Brandon Banks, 2008-09	5
3.	Tyler Lockett, 2011-14	4
4.	Malik Knowles, 2018-22	3
	Joshua Youngblood, 2019-20	3



QUICK FACTS

Capacity	50,000
Surface	AstroTurf RootZone Trionic 3D
All-Time Record	212-125-3 (.628)
Record as Bill Snyder Family Stadium	79-33 (.705)
Longest Winning Streak	25
Began	Oct. 26, 1996 (42-35 win vs. Oklahoma)
Snapped	Oct. 14, 2000 (41-31 loss to Oklahoma)
Winning Seasons	37
Undefeated Seasons	6 (1992, 1993, 1997, 1998, 1999, 2012)
Most Home Games	8 (2002, 2003, 2006, 2013)
Most Home Victories	7 (1998, 1999, 2002, 2003, 2012)
First Game	Sept. 21, 1968
	21-0 win vs. Colorado State
First Game as Bill Snyder Family Stadium	Nov. 19, 2005
	36-28 win vs. Missouri
Record Attendance	53,811
	29-28 win vs. Nebraska; Nov. 11, 2000

LARGEST CROWDS

1. Nebraska – Nov. 11, 2000	53,811
2. Oklahoma State – Nov. 1, 2014	53,746
3. TCU – Oct. 10, 2015	53,671
4. Louisiana Tech – Sept. 19, 2015	53,671
5. Kansas – Nov. 29, 2014	53,439
6. North Dakota State – Aug. 30, 2013	53,351
7. Oklahoma – Oct. 16, 2004	53,310
8. Iowa State – Nov. 21, 2015	53,297
South Dakota – Sept. 5, 2015	53,297
10. Louisiana – Sept. 7, 2013	53,073
11. Auburn – Sept. 18, 2014	53,046
12. Oklahoma – Oct. 14, 2000	53,011
13. Massachusetts – Sept. 14, 2013	52,958
14. West Virginia – Dec. 5, 2015	52,918
15. UTEP – Sept. 27, 2014	52,899
16. West Virginia – Oct. 26, 2013	52,898
17. Texas – Oct. 25, 2014	52,879
18. Oklahoma – Oct. 17, 2015	52,867
19. Stephen F. Austin – Aug. 30, 2014	52,830
20. Baylor – Oct. 12, 2013	52,803
21. Oklahoma – Nov. 23, 2013	52,803
22. Texas Tech – Oct. 4, 2014	52,726
23. TCU – Nov. 16, 2013	52,697
24. Kansas – Nov. 26, 2016	52,637
25. Iowa State – Nov. 2, 2013	52,542

BILL SNYDER FAMILY STADIUM

55TH YEAR – 1968-2022



Renamed in honor of Hall of Fame coach Bill Snyder by a proclamation of the Kansas Board of Regents on Nov. 16, 2005, Bill Snyder Family Stadium is hosting its 55th season of Wildcat football this fall.

Originally named KSU Stadium, the facility was built at a cost of \$1.6 million and financed from student fees, athletics gate receipts and contributions. The stadium opened its doors Sept. 21, 1968, with a 21-0 shutout of Colorado State. The original seating capacity was set at 35,000, and an expansion in the summer of 1970 added 4,000 permanent bleachers on the east side and 3,000 temporary bleachers on the west side.

Following the 1998 season, the addition of a deck and sky suites on the east side of the stadium increased capacity to more than 50,000. On Nov. 11, 2000, 53,811 fans witnessed Kansas State's 29-28 win over Nebraska. It remains the largest crowd ever to witness a sporting event in the state of Kansas.

Bill Snyder Family Stadium's more recent changes include a \$75 million project to construct the West Stadium Center in 2013 and the new Vanier Football Complex, with full completion in time for the 2016 season.

Most recently completed is the Shamrock Zone in the south end zone, named on behalf of the Bill Ryan and Martin Ryan families who own and operate Shamrock Trading Corporation. The Shamrock Zone was completed in time for the 2021 season. The project has transformed the south concourse and includes permanent concessions and restrooms for the first time in the history of Bill Snyder Family Stadium, along with two new videoboards in the southwest and southeast corners of the stadium, the latter of which fans began enjoying in 2020.

