K-STATE MEN'S BASKETBALL // 2022-23 GAME NOTES

31 NCAA TOURNAMENT APPEARANCES ■ 4 FINAL FOUR [1948, 1951, 1958, 1964] ■ 21 CONFERENCE TITLES

THE MATCHUP // GAME 13

rv/rv **K-STATE** WILDCATS [11-1, 0-0 Big 12]

Head Coach: Jerome Tang [Charter Oak State College '07]
Record at K-State: 11-1/1st Year
Career Record: 13-1/1st Year+
vs. West Virginia: 0-0 [0-0 at K-State]
NET: 31
KenPom: 52

vs

24/24 **WEST VIRGINIA** MOUNTAINEERS [10-2, 0-0 Big 12]

Head Coach: Bob Huggins [West Virginia '77]
Record at WVU: 336-190/16th Year
Career Record: 926-401/41st Year
vs. K-State: 15-8 [15-8 at WVU]
NET: 10
KenPom: 21

SATURDAY, DEC. 31, 2022 / 6:01 pm [CT]
Bramlage Coliseum (11,000)
Manhattan, Kan.

Sat NOW ESPN+
Ted Emrich, *pxp*
Bryndon Manzer, *analyst*
Kevin Kremer, *producer*

K-STATE SPORTS NETWORK
Brian Smoller, *pxp*
Kamau Stokes, *analyst*
SiriusXM Ch. 381/971

K-STATESPORTS.com
LIVE STATS
kstatesports.com
kstate.statbroadcast.com

OPENING TIP

▶ Kansas State (11-1) will conclude the 2022 portion of its schedule by hosting No. 24/24 West Virginia (10-2) in the Big 12 opener at 6 p.m., CT on New Year's Eve at Bramlage Coliseum. The Wildcats, who are on a 5-game winning streak, will face their first ranked opponent of the season against a Mountaineer squad, which has won 4 in a row. K-State is 54-55 in conference openers, including 11-15 in the Big 12 era, while 6-10 vs. ranked conference foes in openers.

KEY STORYLINES

▶ K-State is off its best start (11-1) since opening the 2016-17 season with having recorded its best non-conference record since going 11-1 in 2011-12. The Wildcats have already surpassed their non-conference win total from each of the last 3 seasons, while the win over Radford on Dec. 21 gave them 11 victories in non-conference play for the first time since 2017-18. The 11 non-conference wins are only eclipsed by the 13 in 2009-10 and 12 in 2008-09 and 2010-11.

▶ K-State's 11-1 start under head coach **Jerome Tang** is the best by a first-year coach in school history, surpassing the previous starts of 10-2 by College Football Hall of Famer **Zora G. Clevenger** (1916-17) and **Bruce Weber** (2012-13). Tang's 11-1 start ranks among the very best by all current first-year head coaches in Division I, rivaling 12-1 starts by Missouri's **Dennis Gates** and LSU's **Matt McMahon** and an 11-2 start by Mississippi State's **Chris Jans**.

▶ K-State has won 5 consecutive games since absorbing its first loss of the **Jerome Tang** era against Butler on Nov. 30 with victories over Wichita State (55-50), ACU (81-64), UIW (98-50), Nebraska (71-56) and Radford (73-65). The Wildcats have been impressive on the defensive end in that 5-game winning streak, allowing 57 points on 39 percent (105-of-269) shooting.

▶ Junior **Nae'Qwan Tomin** earned Big 12 co-Newcomer of the Week honors on Tuesday after his recording his first career 20-point game with a season-high 26 vs. Radford. Among his 11 field goals were 4 dunks, a 3-pointer and all 3 free throws attempted. He also tied a season-high with 9 rebounds to go with 2 blocks, 1 assist and 1 steal in 33 minutes. He has now scored in double figures in 5 consecutive games, where he is averaging 16.4 points per game.

▶ Tomlin (11.7 ppg.) gives the Wildcats a dynamic 1-2-3 scoring punch, as he, along with seniors **Keyontae Johnson** (17.7 ppg.) and **Markquis Nowell** (13.7 ppg.) combine to average 43.1 points per game on 47.8 percent (177-of-370) shooting. They are the third-best scoring trio in the Big 12 after Kansas' **Jalen Wilson**, **Gradey Dick** and **Kevin McCullar** (48.4 ppg.) and Baylor's **Adam Flagler**, **Keyonte George** and **L.J. Cryer** (46.6 ppg.) and just ahead of the Texas Tech's **Kevin Obanor**, **Daniel Batcho** and **De'Vion Harmon** (42.1 ppg.).

▶ Nowell continues to be one of the leaders nationally in assists. His 8.3 assists per game rank second nationally, while his 100 total assists place third. He is also 20th in assist/turnover ratio (3.12) with 100 assists to 32 turnovers. He is one of 2 active Division I player with at least 1,000 points, 500 assists and 200 steals, while his 216 career steals are first among active players.

■ SERIES HISTORY

Overall	West Virginia leads 15-9
Big 12 Era	West Virginia leads 14-8
In Manhattan	K-State leads 6-4
At Bramlage Coliseum	K-State leads 6-4
Active Streak	WVU, 1
Tang vs. West Virginia	0-0 [0-0 at K-State]
Tang vs. Bob Huggins	0-0 [0-0 at home]

■ TALE OF THE TAPE

TEAM COMPARISION

	NCAA Rk	Category	NCAA Rk	
75.1	132	Scoring Average	30	**81.3**
60.8	26	Opp. Scoring Average	113	**66.3**
+14.3	29	Scoring Margin	25	**+15.0**
47.0	80	FG Percentage	28	**49.2**
41.5	113	Opp. FG Percentage	156	**42.3**
34.2	155	3-point FG Percentage	33	**38.3**
6.8	254	3-point FG/Game	166	**7.8**
71.6	140	FT Percentage	69	**73.9**
35.5	191	Rebounds/Game	244	**34.5**
+4.5	95	Rebounding Margin	122	**+3.6**
18.4	12	Assists/Game	91	**15.1**
13.6	225	Turnovers/Game	109	**12.2**
+3.2	45	TO Margin	20	**+4.6**
1.4	43	A/TO Ratio	73	**1.2**
7.9	93	Steals/Game	107	**7.7**
3.1	200	Blocks/Game	264	**2.6**

■ A K-STATE WIN WOULD...

- ▶ Push its record to 12-1, equaling the best start since 2016-17.
- ▶ Push **Jerome Tang's** record in home games to 8-0.
- ▶ Even its all-time record in conference openers to 55-55.
- ▶ Push its record to 12-15 all-time in Big 12 openers.
- ▶ Complete a perfect (6-0) record in December.

■ K-STATE'S PROJECTED ROTATION *(Based on the last game vs. Radford; 2022-23 stats)*

Starters			Ht.	Wt.	Yr.-Exp.	Hometown	PPG	RPG	AST	FG%	3FG%	FT%	MPG
G	1	**MARKQUIS NOWELL**	5-8	160	Sr.-1L	Harlem, N.Y.	13.7	3.0	8.3	37.5	33.3	85.5	33.2
The Big 12's assist leader (8.3 apg.) and MVP of the Cayman Islands Classic recorded his fourth game of 10+ assists this season to go with his 11th career double-double vs. Radford (12/21/22).													
G	5	**CAM CARTER**	6-3	190	So.-TR	Donaldsonville, La.	6.6	2.7	1.4	37.7	31.6	75.0	26.5
The former consensus Top 150 recruit and a transfer from Mississippi State collected his 3rd double-digit scoring game of the season with 10 points vs. Nebraska (12/17/22).													
F	11	**KEYONTAE JOHNSON**	6-6	230	Sr.-TR	Norfolk, Va.	17.7	6.8	2.3	58.0	45.9	74.1	31.7
The Florida transfer is fully healthy after a health emergency forced him to miss most of the 2020-21 and 2021-22 seasons; earned Big 12 Newcomer of the Week for 2nd time on Dec. 19.													
F	35	**NAE'QWAN TOMLIN**	6-10	210	Jr.-TR	Harlem, N.Y.	11.7	6.1	0.8	47.7	30.0	75.8	27.8
The NJCAA All-American has scored in double figures in 7 of 11 games this season, including double-digit scoring games in each of the last 5 games where he is averaging 16.4 ppg.													
C	3	**DAVID N'GUESSAN**	6-9	215	Jr.-TR	De Lier, The Neth.	7.8	5.1	1.3	67.9	50.0	46.7	23.2
The transfer from Virginia Tech has started 10 of 11 games this season and had a career night in the win over ACU (12/6/22) with a career-best 23 points on perfect 9-of-9 shooting.													

Key Reserves			Ht.	Wt.	Yr.-Exp.	Hometown	PPG	RPG	AST	FG%	3FG%	FT%	MPG
G	4	Tykei Greene	6-4	205	Sr.-TR	Queens, N.Y.	4.1	2.0	0.5	40.5	26.3	40.0	14.0
G	13	Desi Sills	6-2	200	Sr.-TR	Jonesboro, Ark.	9.0	3.2	2.8	45.7	21.4	75.0	27.4
F	23	Abayomi Iyiola	6-10	220	Sr.-TR	Ibadan, Nigeria	2.9	2.4	0.3	47.4	—	66.7	11.8
G	24	Dorian Finister	6-5	190	Fr.-HS	New Orleans, La.	2.0	2.3	1.2	50.0	100.0	—	8.6
F	25	Ismael [Ish] Massoud	6-9	225	Jr.-1L	East Harlem, N.Y.	3.5	1.3	0.4	38.5	42.9	100.0	11.4

■ 2022-23 SCHEDULE/RESULTS

OVERALL RECORD: 11-1
Big 12: 0-0 ■ Non-Conference: 11-1
Home: 7-0 ■ Away: 1-1 ■ Neutral: 3-0

■ NOVEMBER (6-1)

Tues.	**1**	**WASHBURN (Exh.)**	**Big 12 Now**	**W, 76-49**
Mon.	**7**	**UTRGV**	**Big 12 Now**	**W, 93-59**
Fri.	11	@California	Pac-12 Network	W, 63-54
Thurs.	**17**	**KANSAS CITY**	**Big 12 Now**	**W, 69-53**
Cayman Islands Classic *(John Gray Gym, Grand Cayman, C.I.)*				
Mon.	21	vs. Rhode Island	FloHoops	W, 77-57
Tues.	22	vs. Nevada	FloHoops	W, 96-87 [OT]
Wed.	23	vs. LSU	FloHoops	W, 61-59
Big 12/BIG EAST Battle *(Hinkle Fieldhouse, Indianapolis, Ind.)*				
Wed.	30	@Butler	FS1	L, 64-76

■ DECEMBER (5-0)

Sat.	**3**	**WICHITA STATE**	**ESPNU**	**W, 55-50**
Tues.	**6**	**ABILENE CHRISTIAN**	**Big 12 Now**	**W, 81-64**
Sun.	**11**	**UIW**	**Big 12 Now**	**W, 98-50**
Wildcat Classic *(T-Mobile Center, Kansas City, Mo.)*				
Sat.	**17**	**NEBRASKA**	**Big 12 Now**	**W, 71-56**
Wed.	**21**	**RADFORD**	**Big 12 Now**	**W, 73-65**
Sat.	**31**	**24/24 WEST VIRGINIA***	**Big 12 Now**	**6 pm**

■ JANUARY (0-0)

Tues.	3	@Texas*	LHN	8 pm
Sat.	7	@Baylor*	Big 12 Now	5 pm
Tues.	**10**	**OKLAHOMA STATE***	**ESPNU**	**6 pm**
Sat.	14	@TCU*	ESPN2/U	1 pm
Tues.	**17**	**KANSAS***	**ESPN2/U**	**6 pm**
Sat.	**21**	**TEXAS TECH***	**ESPN2/U**	**1 pm**
Tues.	24	@Iowa State*	ESPNU	8 pm
SEC/Big 12 Challenge *(Bramlage Coliseum, Manhattan, Kan.)*				
Sat.	**28**	**FLORIDA**	**ESPN2**	**5 pm**
Tues.	31	@Kansas*	Big 12 Now	7 pm

■ FEBRUARY (0-0)

Sat.	**4**	**TEXAS***	**ESPN/2/U**	**3 pm**
Tues.	**7**	**TCU***	**ESPNU**	**8 pm**
Sat.	11	@Texas Tech*	Big 12 Now	6 pm
Tues.	14	@Oklahoma*	ESPNU	8 pm
Sat.	**18**	**IOWA STATE***	**ESPN2/U**	**5 pm**
Tues.	**21**	**BAYLOR***	**ESPN/2/U**	**6 pm**
Sat.	25	@Oklahoma State*	ESPNU	1 pm

■ MARCH (0-0)

Wed.	**1**	**OKLAHOMA***	**Big 12 Now**	**7 pm**
Sat.	4	@West Virginia*	Big 12 Now	1 pm
Phillips 66 Big 12 Championship *(T-Mobile Center; Kansas City, Mo.)*				
Wed.	8	First Round	ESPNU	6/8 pm
Thurs.	9	Quarterfinals	ESPN2/U	
Fri.	10	Semifinals	ESPN/U	6/8 pm
Sat.	11	Championship	ESPN	8 pm

Home Games in **BOLD CAPS** | *Big 12 Conference Game
All Times Central and Subject to Change | **Rankings:** AP/USA Today Coaches

STATISTICAL SPOTLIGHT

1001 — Senior **Keyontae Johnson** eclipsed 1,000 career points with 16 points in the win over Radford on Dec. 21.

216 — Senior **Markquis Nowell** ranks 1st nationally among active Division I players with 216 career steals.

67.6 — According to *KenPom*, K-State ranks 4th in assist % (assists to made field goals) at 67.6% (221 assists to 327 FGM).

60.8 — K-State is holding its opponents to 60.8 points per game this season, which ranks 26th nationally and 3rd in Big 12.

22 — Junior **Nae'Qwan Tomlin** has 22 dunks on 53 made field goals, which is a part of 44 dunks made by Wildcats this year.

ATHLETICS COMMUNICATIONS
Tom Gilbert | Director of Men's Basketball Communications | **E:** tgilbert@kstatesports.com | **O:** (785) 532-7979 | **C:** (785) 587-7868

■ QUICK FACTS

Kansas State University
Manhattan, KS 66502

Founded	1863
Enrollment	19,722 *(Fall 2022)*
Nickname	Wildcats
School Colors	Purple (PMS 2695C) and White
Conference	Big 12
President	Dr. Richard H. Linton (Virginia Tech '88, '91, '94) *assumed the presidency on Feb. 14, 2022*
Director of Athletics	Gene Taylor (Arizona State '80)
Faculty Athletics Representative	Dr. Be Stoney (UTEP '81)

ALL-TIME RECORD

119th season of Kansas State men's basketball

First Year of Basketball	1903
Overall Record	1,706-1,214 (.583)
Postseason Tournament Appearances	38 (31 NCAA, 7 NIT)
Postseason Tournament Record	43-43 (.500)
NCAA Tournament Appearances	31 *tied for 22nd-most nationally in Division I*
NCAA Tournament Record	37-35 (.514)
Conference Tournament Record *(1977-present)*	37-43 (.463)
Big 12 Championship Record *(1996-present)*	17-25 (.405)

BRAMLAGE COLISEUM

Opened	Nov. 26, 1988 *defeated Purdue, 81-77*
Capacity	11,000
Overall Record	408-144 (.736)
Conference Record ***(Big Eight/12)***	159-116 (.578)
Tang's Record at Bramlage Coliseum	6-0 (1.000)

NCAA TOURNAMENT HISTORY

Appearances (31): 1948, 1951, 1956, 1958, 1959, 1961, 1964, 1968, 1970, 1972, 1973, 1975, 1977, 1980, 1981, 1982, 1987, 1988, 1989, 1990, 1993, 1996, 2008, 2010, 2011, 2012, 2014, 2017, 2018, 2019

Final Four (4): 1948, 1951, 1958, 1964

Elite Eight (12): 1951, 1958, 1959, 1961, 1964, 1972, 1973, 1975, 1981, 1988, 2010, 2018

Sweet 16 (17): 1951, 1956, 1958, 1959, 1961, 1964, 1968, 1970, 1972, 1973, 1975, 1977, 1981, 1982, 1988, 2010, 2018

CONFERENCE CHAMPIONSHIPS

Appearances (31): 1948, 1951, 1956, 1958, 1959, 1961, 1964, 1968, 1970, 1972, 1973, 1975, 1977, 1980, 1981, 1982, 1987, 1988, 1989, 1990, 1993, 1996, 2008, 2010, 2011, 2012, 2014, 2017, 2018, 2019

Final Four (4): 1948, 1951, 1958, 1964

Elite Eight (12): 1951, 1958, 1959, 1961, 1964, 1972, 1973, 1975, 1981, 1988, 2010, 2018

Sweet 16 (17): 1951, 1956, 1958, 1959, 1961, 1964, 1968, 1970, 1972, 1973, 1975, 1977, 1981, 1982, 1988, 2010, 2018

CONFERENCE TOURNAMENT TITLES

Titles (2): 1977, 1980

Finals Appearances (8): 1977, 1978, 1980, 1981, 1988, 1993, 2010, 2013

■ MEDIA RESOURCES

CREDENTIALS

Outlets interested in obtaining credentials to cover K-State men's basketball home games must apply for credentials via Sports Systems. Applications for season and single-game credentials should be submitted at least one week in advance of the game(s) one plans to cover.

Link: *www.sportssystems.com/kstate/basketball*

MEDIA AVAILABILITY // COVERING PRACTICE

Head coach **Jerome Tang** and requested players will typically be available for interviews twice a week during the season. Please contact basketball SID **Tom Gilbert** (**tgilbert@kstatesports.com**) for dates and times. All weekly interviews could be done in-person or via Zoom depending on circumstances for the ease and conveinence for all parties.

K-State men's basketball practices are not open to the media.

2022-23 KANSAS STATE WILDCATS

1 MARKQUIS NOWELL
G / 5-8 / 160 / Sr.-1L
Harlem, N.Y.

3 DAVID N'GUESSAN
F / 6-9 / 215 / Jr.-TR
De Lier, The Netherlands

4 TYKEI GREENE
G / 6-4 / 205 / Sr.-TR
Queens, N.Y.

5 CAM CARTER
G / 6-3 / 190 / So.-TR
Donaldsonville, La.

11 KEYONTAE JOHNSON
F / 6-6 / 230 / Sr.-TR
Norfolk, Va.

12 ANTHONY THOMAS
G / 6-7 / 190 / So.-TR
Washington, D.C.

13 DESI SILLS
G / 6-2 / 200 / Sr.-TR
Jonesboro, Ark.

15 TAJ MANNING
F / 6-7 / 220 / Fr.-HS
Grandview, Mo.

20 JERRELL COLBERT
C / 6-10 / 235 / So.-TR
Houston, Texas

21 NATE AWBREY
G / 6-3 / 190 / Sr.-TR
Manhattan, Kan.

23 ABAYOMI IYIOLA [BAYBE]
C / 6-10 / 220 / Sr.-TR
Ibadan, Nigeria

24 DORIAN FINISTER
G / 6-5 / 190 / Fr.-HS
New Orleans, La.

25 ISMAEL [ISH] MASSOUD
F / 6-9 / 225 / Jr.-1L
East Harlem, N.Y.

35 NAE'QWAN TOMLIN
F / 6-10 / 210 / Jr.-TR
Harlem, N.Y.



43 PEYTON ACKERMAN
G / 5-10 / 150 / Fr.-HS
Oklahoma City, Okla.

HC JEROME TANG
Head Coach
First Season
Charter Oak State '07

NUMERICAL

No	Name	Pos	Ht	Wt	Yr-Exp	Hometown (Schools)
1	Markquis Nowell	G	5-8	160	Sr.-1L	Harlem, N.Y. (St. Patrick/Little Rock)
3	David N'Guessan	F	6-9	215	Jr.-TR	De Lier, The Netherlands (Mt. Zion Prep [Md.]/Virginia Tech)
4	Tykei Greene	G	6-4	205	Sr.-TR	Queens, N.Y. (Long Island Lutheran/Manhattan/Stony Brook)
5	Cam Carter	G	6-3	190	So.-TR	Donaldsonville, La. (Oak Hill Academy/Mississippi State)
11	Keyontae Johnson	F	6-6	230	Sr.-TR	Norfolk, Va. (Oak Hill Academy/Florida)
12	Anthony Thomas	G	6-7	190	So.-TR	Washington, D.C. (Olympus Prep Academy/UT-Martin/Tallahassee [Fla.] CC)
13	Desi Sills	G	6-2	200	Sr.-TR	Jonesboro, Ark. (Jonesboro/Arkansas/Arkansas State)
15	Taj Manning	F	6-7	220	Fr.-HS	Grandview, Mo. (La Lumiere School [Ind.])
20	Jerrell Colbert	C	6-10	235	So.-TR	Houston, Texas (Houston [Tenn.]/LSU)
21	Nate Awbrey*	G	6-3	190	Sr.-TR	Manhattan, Kan. (Manhattan/Manhattan Christian College)
23	Abayomi [Baybe] Iyiola	C	6-10	220	Sr.-TR	Ibadan, Nigeria (Greenforest-McCalep Christian/Stetson/Arkansas/Hofstra)
24	Dorian Finister	G	6-5	190	Fr.-HS	New Orleans, La. (Carver)
25	Ismael [Ish] Massoud	F	6-9	225	Jr.-1L	East Harlem, N.Y. (The MacDuffie School/Wake Forest)
35	Nae'Qwan Tomlin	F	6-10	210	Jr.-TR	Harlem, N.Y. (Urban Assembly School/Chipola [Fla.] College)
43	Peyton Ackerman*	G	5-10	150	Fr.-HS	Oklahoma City, Okla. (Epic Charter School)

**Walk-on*

COACHING STAFF

Head Coach: Jerome Tang (Charter Oak State College '07), First Season at K-State
Associate Head Coach: Ulric Maligi (Howard '06), First Season
Assistant Coach: Jareem Dowling (Maryland-Eastern Shore '05), First Season
Assistant Coach: Rodney Perry (Missouri State '94), First Season
Chief of Staff: Marco Borne (Dillard '03), First Season

TEAM INFORMATION

2021-22 Record	14-17 (6-12/9th Big 12)
Lettermen Returning/Lost	2/10
Starters Returning/Lost	2/4
Newcomers	13
Roster Breakdown (Sr./Jr./So./Fr.)	6/3/3/3

SUPPORT STAFF

Director of Operations: Bailey Bachamp (Kansas State '11), 11th Season
Director of Player Development: Austin Carpenter (Oklahoma '20), First Season
Director of Video Operations: Anthony Winchester (Western Kentucky '06), First Season
Director of Strategies: Kevin Sutton (James Madison '88), First Season
Volunteer Analyst: Al Grushkin (Oglethorpe '75), First Season
Strength and Conditioning Coach: Phil Baier (Springfield [Mass.] College '13), First Season
IFBC Sports Medicine Coordinator/Athletics Trainer: Luke Sauber (Kansas State '05), Ninth Season
Graduate Student Manager: Brandon Branch (Memphis '17), First Season
Graduate Student Manager: Jaycee Cruz (McMaster University '17; Arkansas '20), First Season
Graduate Student Manager: Jeremie Hart (Mary Hardin-Baylor '22), First Season
Graduate Student Manager: Curtis Kelly (Kansas State '11), Second Season
Graduate Student Manager: Matthew Parker (Walsh '04), First Season

PRONUNCIATION GUIDE

JAREEM Dowling	*JAH-reem*	**ULRIC MALIGI**	*YUR-ick MAL-uh-ghee*
Phil **BAIER**	*BUYER*	**ISMAEL [ISH] MASSOUD**	*ish-MAY-el mah-SUED*
Dorian **FINISTER**	*FIN-is-ter*	David **N'GUESSAN**	*Guh-SAHN*
TYKEI Greene	*tie-KEY*	**MARKQUIS NOWELL**	*mar-KEESE no-WELL*
ABAYOMI IYIOLA	*uh-BYE-uh-mee ee-zhee-OH-luh*	**DESI** Sills	*DEZ-ee*
KEYONTAE Johnson	*KEY-aunt-TAY*	**NAE'QWAN** Tomlin	*NAY-KUAN*

>>> BY THE NUMBERS

6 The K-State roster includes 6 players (**Nate Awbrey**, **Tykei Greene**, **Keyontae Johnson**, **Markquis Nowell**, **Desi Sills**, **Nae'Qwan Tomlin**) who have topped 1,000 career points with 4 doing it at the Division I level.

15 Seniors **Keyontae Johnson** (28) and **Markquis Nowell** (29) became the 15th duo to each score at least 25 points in the same game vs. Nevada and first since **Jacob Pullen** and **Denis Clemente** vs. Xavier in 2010.

554 K-State's 7 Division I transfers - **David N'Guessan**, **Tykei Greene**, **Cam Carter**, **Keyontae Johnson**, **Desi Sills**, **Jerrell Colbert** and **Abayomi Iyiola** - have combined to play in 554 games in their careers with 322 starts.

TEAM NOTES

■ UP NEXT: WEST VIRGINIA (10-2)

▶ West Virginia (10-2) enters Saturday's game on a 4-game winning streak after ending its December non-conference slate with a 75-64 win over Stony Brook. The Mountaineers have lost just 2 games all season, including to current No. 1 Purdue (80-68) at a neutral site and at No. 22 Xavier (84-74).

▶ WVU is averaging 81.3 points on 49.2 percent shooting, including 38.3 percent from 3-point range, with 34.5 rebounds, 15.1 assists, 7.7 steals and 2.6 blocks per game, while allowing 66.3 points on 42.3 percent shooting, including 32.5 percent from 3-point range. The Mountaineers are connecting on 73.9 percent from the free throw line.

▶ The Mountaineers rank among the top-40 nationally in 10 categories, including 30th in scoring offense, 25th in scoring margin (+15.1), 28th in field goal percentage and 33rd in 3-point field goal percentage.

▶ Four players are averaging in double figures led by graduate transfer **Erik Stevenson**, who is averaging 14.5 points on 52.5 percent shooting, including 46.6 percent from 3-point range. He is joined in double figures by fellow transfers **Tre Mitchell** (12.8 ppg.), **Emmitt Matthew, Jr.** (10.8 ppg.) and **Joe Toussaint** (10.8 ppg.). Senior **Jimmy Bell, Jr.** leads the way with 6.1 rebounds per game, while fellow senior **Kedrian Johnson** paces the squad in both assists (3.3 apg.) and steals (1.9 spg.).

▶ Head coach **Bob Huggins** is in his 16th season at his alma mater with a 336-190 record, which includes 10 NCAA Tournament appearances and a trip to the 2010 Final Four. Inducted into the Naismith Hall of Fame in 2022, he has a 926-401 record in his 41st season as a head coach, which ranks third on the all-time coaching list, just behind **Mike Krzyzewski** and **Jim Boeheim**.

▶ Among Huggins' 5 head-coaching stops is a one-year stint at K-State from 2006-07, where he led the Wildcats to their first 20-win season since 1998-99, their highest win total (23) since 1987-88 and a trip to the NIT.

SERIES HISTORY

▶ West Virginia leads the all-time series, 15-9, which includes a 14-8 mark in the Big 12 era. The Mountaineers are 4-6 in games played in Manhattan with their last win coming on Jan. 23, 2021 by a score of 69-47.

▶ Last season, the teams met 3 times with each winning on their home court, including 71-68 by WVU on Jan. 8, 2022 and 78-73 by K-State on Feb. 14, 2022, before the Mountaineers won the rubber match, 73-67, in the first round of the Phillips 66 Big 12 Championship on March 9, 2022.

LAST 10 MEETINGS [4-6]

Date	Rank	Result	Score	Location
2/3/2018	—/15	L	51-89	Morgantown
1/9/2019	—/—	W	71-69	Manhattan
2/18/2019	23/—	W	65-51	Morgantown
1/18/2020	—/12	W	84-68	Manhattan
2/1/2020	—/12	L	57-66	Morgantown
1/23/2021	—/14	L	47-69	Manhattan
2/27/2021	—/10	L	43-65	Morgantown
1/8/2022	—/—	L	68-71	Morgantown
2/14/2022	—/—	W	78-73	Manhattan
3/9/2022	—/—	L	67-73	Kansas City

LAST MEETING: WEST VIRGINIA 73, K-STATE 67

▶ Senior **Taz Sherman's** 3-pointer with 4:44 to play ignited an 8-0 run that carried No. 9 seed West Virginia to a 73-67 win over No. 8 seed K-State in the opening game of the Phillips 66 Big 12 Championship on March 9.

▶ Three Wildcats - **Nijel Pack** (18), **Mark Smith** (17) and **Ish Massoud** (13) - were responsible for 48 of the team's 67 points.

LAST TIME OUT: K-STATE 73, RADFORD 65

▶ Junior **Nae'Qwan Tomlin** led four Wildcats in double figures with a season-high 26 points, as K-State concluded its December non-conference slate with a 73-65 win over Radford on Dec. 21 before 6,939 fans at Bramlage Coliseum.

▶ K-State (11-1) headed into its 10-game holiday break with a 5-game winning streak, as the Wildcats continued their best start to a season since 2016-17. The 11 non-conference wins are the most since 2017-18 and tied six other teams for the third-most in a single season since 2006-07.

▶ Tomlin, who has now scored in double figures in 5 consecutive games, earned his first 20-point game as a Wildcat by connecting on 11-of-18 field goals, which included 4 dunks, to go with a 3-pointer and all 3 free throws attempted. He also tied a season-high with 9 rebounds to go with 2 blocks, 1 assist and 1 steal.

▶ Tomlin was joined in double figures by senior **Keyontae Johnson**, who shook off a poor shooting night to post 16 points on 6-of-15 shooting, as well as seniors **Markquis Nowell** and **Desi Sills**, who each added 10 points. The team has now had at least four double-digit scorers in each of the last four games.

▶ On the strength of Tomlin's play, K-State took control of the game with a 9-0 run late in the first half then held a double-digit lead for much of the second half before a scrappy Radford (6-7) created some anxious moments for the home team. The Highlanders used a 13-2 run to cut the deficit to 71-65 with less than a minute to play. However, the Wildcats were able to hold off any further rally with a big steal from Sills on a tie-up and a pair of free throws from Johnson.

▶ In addition to his scoring, Nowell also dished out a game-high 11 assists to record his 11th career double-double, including his sixth at K-State, and his third of the season. His 6 career double-doubles as a Wildcat extended his school record. He reached 100 assists in 12 games, which is the fastest in school history.

▶ Johnson also reached a milestone, as the first of his two free throws with 20 seconds remaining gave him 1,000 points for his career. He has now scored in double figures in all 12 games this season.

▶ For the game, K-State connected on 49.2 percent (29-of-59) from the field, including 57.1 percent (24-of-42) from inside the 3-point arc, and hit on 66.7 percent (10-of-15) from the free throw line. The team also tallied 46 points in the paint, which marked the third time in 4 games that they have posted 40 or more points in the paint.

▶ Six of Radford's 7 losses have now come by 10 points or less, including 79-69 at Marquette on Nov. 7 and 79-76 at Notre Dame on Nov. 10. The Highlanders shot 40.7 percent (24-of-59) from the field, including 35 percent (7-of-20) from 3-point range, and made 55.6 percent (10-of-18) from the free throw line.

POSTGAME NEWS & NOTES

▶ With the win over Radford, K-State is now 128-14 in home venues in non-conference play since 2006-07, including 118-12 at Bramlage Coliseum... The Wildcats are now 7-0 in home games this season.

▶ The Wildcats hit on 57.1 percent (24-of-42) from inside the 3-point arc.

▶ K-State held the advantage on the glass, 41-27, including a season-tying 28 defensive rebounds... The 41 total rebounds are the most this season... Of its 13 offensive rebounds, the Wildcats scored 9 second-chance points.

▶ K-State had an assist on 20 of its 29 made field goals, including 4 players with 2 or more assists... The team now has 221 assists on 327 made field goals.

▶ K-State moved to 8-0 this season when leading at the half.

QUOTING JEROME TANG

"We told the guys there is a difference between Christmas and a Merry Christmas and that is with a win. We knew this was a really good team."

■ TOURNAMENT CHAMPS

'CATS WINS CAYMAN ISLANDS CLASSIC

▶ K-State won its 17th in-season tournament title, as the Wildcats knocked off Rhode Island (77-57), Nevada (96-87 in overtime) and LSU (61-59) to capture the 2022 Cayman Islands Classic on Nov. 21-23. It was the team's first tournament title since winning the 2018 Paradise Jam in the U.S. Virgin Islands. The 3 wins gave K-State its first 6-0 start since the 2018-19 season.

▶ Senior **Markquis Nowell** was selected the Cayman Islands Classic MVP and to the all-tournament team, while fellow senior **Keyontae Johnson** was named to the all-tournament team. Nowell averaged 18.7 points and 9.0 assists in the 3-game tournament, while Johnson averaged a team-best 19.3 points on 53.6 percent shooting with 6.0 rebounds per game. For his efforts, Nowell was named the Phillips 66 Big 12 Player of the Week on Nov. 28.

▶ After breezing past Rhode Island, 77-57, in the first round, K-State had to fight through tight contests with Nevada in the semifinals and LSU in the finals to earn the title. After surrendering a 9-point lead to the Wolf Pack with 4:08 to play to trail 80-78 with 14 seconds remaining in regulation, Nowell drove the lane and was able to convert on a layup in traffic to force overtime with 3.5 seconds. The Wildcats were able to carry the momentum in the extra period, as they hit on 5 of 6 from the field and 6 of 10 free throw line to win 96-87.

▶ The Wildcats then overcame an 11-point second-half deficit to the Tigers in the title game, using their defense to allow 18 points after halftime on 36.8 percent shooting while forcing 14 turnovers en route to a 61-59 victory. Nowell led all scorers with 18 points.

NON-CONFERENCE BREAKDOWN

NET Ranking (as of Dec. 29): 31
Quad 1: 0-1 ■ **Quad 2:** 2-0 ■ **Quad 3:** 2-0 ■ **Quad 4:** 7-0

Team	Current Record	NET	Date/Result
UTRGV	**8-4**	**280**	**W, 93-59**
@California	1-12	318	W, 63-54
Kansas City	**4-9**	**270**	**W, 69-53**
vs. Rhode Island	4-8	272	W, 77-57
vs. Nevada	11-3	62	W, 96-87 (OT)
vs. LSU	12-1	75	W, 61-59
@Butler	8-5	66	L, 64-76
Wichita State	**7-6**	**112**	**W, 55-50**
Abilene Christian	**8-5**	**234**	**W, 81-64**
UIW	**6-7**	**336**	**W, 98-50**
Nebraska	**7-6**	**78**	**W, 71-56**
Radford	**6-7**	**188**	**W, 73-66**
Florida	**7-6**	**64**	**Jan. 28**

**records and rankings as of Dec. 29*

TANG DEBUTS AS HEAD COACH

▶ First-year coach **Jerome Tang** enjoyed a successful debut, as the Wildcats earned a 93-59 win against UTRGV on Nov. 7 to help Tang earn his first victory as the 24th head coach and the first full-time black head coach in school history. He is the sixth minority men's head coach in K-State Athletics history, including the third in men's basketball following interim head coach **Darryl Winston** (1984-85) and former full-time head coach **Frank Martin** (2007-12).

▶ K-State's 11-1 start under head coach **Jerome Tang** is the best by a first-year coach in school history with **Zora G. Clevenger** (1916-17) and **Bruce Weber** (2012-13) each starting their tenures at 10-2. Tang's start is among the best by all first-year head coaches in Division I, trailing just the 12-1 starts by Missouri's **Dennis Gates** and LSU's **Matt McMahon**.

▶ This is not Tang's first time being a head coach, as he served as athletics director and head coach at Heritage Christian Academy in Cleveland, Texas from 1993-2003, leading the school to 5 TAPPS Division A State Championships.

▶ In addition, Tang twice served as interim head coach in his 19 seasons as an assistant and associate head coach at Baylor, leading the Bears to 4-0 record. He helped Baylor to wins over Texas (86-79 in OT) and at Texas Tech (82-48) during the 2012-13 season, while he guided the squad to wins over Louisiana (112-82) and Washington (86-52) to open the 2020-21 season. Tang is only credited with the wins in 2013, moving his overall college head coaching record to 13-1.

A TEAM OF WINNERS

▶ Head coach **Jerome Tang** has remarked on a number of occasions that he recruited a team 'full of winners' as exemplified by the number of championships that the collective group has won in their careers.

▶ There are a combined 8 state championships among the 15 players on the roster, including 2 each won by seniors **Desi Sills** and **Abayomi Iyiola** and true freshmen **Taj Manning**. In addition, sophomore **Jerrell Colbert** and true freshman **Dorian Finister** also won state titles during their senior seasons.

▶ In addition to the high school success, a number of players have been a part of winning college programs, including Sills and Iyiola being members of Arkansas' Elite Eight team in 2021 and senior **Keyontae Johnson** (Florida) and junior **David N'Guessan** (Virginia Tech) being a part of 2 NCAA Tournaments.

1700 WINS AND COUNTING

▶ K-State's overtime 96-87 win over Nevada in the semifinals of the Cayman Islands Classic represented the 1,700th win in school history. The Wildcats are the 43rd Division I team to eclipse 1,700 wins, including the sixth Big 12 school.

■ NON-CONFERENCE SUCCESS

Year	Overall	Home	Bramlage
2006-07	11-4	7-0	7-0
2007-08	10-4	8-1	7-1
2008-09	12-3	11-0	10-0
2009-10	13-1	9-0	8-0
2010-11	12-3	9-1	8-1
2011-12	11-1	7-0	6-0
2012-13	11-2	9-0	8-0
2013-14	10-3	7-1	7-1
2014-15	7-6	6-2	5-2
2015-16	11-2	8-0	8-0
2016-17	11-2	8-0	8-0
2017-18	11-2	8-1	8-0
2018-19	10-3	7-0	6-0
2019-20	7-6	6-2	6-1
2020-21	4-5	4-5	4-5
2021-22	8-5	6-1	6-1
2022-23	11-1	7-0	6-0
Total	**170-53 (.762)**	**128-14 (.901)**	**118-12 (.908)**

▶ The Wildcats have a 1,706-1,214 (.586) all-time record as a program, which includes 31 NCAA Tournament appearances and 21 conference championships.

SUCCESS IN NON-CONFERENCE PLAY

▶ K-State has posted a 170-53 (.762) record in non-conference play since the 2006-07 season. During that span, the Wildcats have a 128-14 (.901) mark at home venues (includes games played at Bramlage Coliseum, INTRUST Bank Arena in Wichita and the T-Mobile Center in Kansas City) in non-conference play, including a 118-12 (.908) mark at Bramlage Coliseum.

▶ The Nebraska win on Dec. 17 also gave K-State double-digit non-conference victories for the first time since going 10-3 in 2018-19. The Wildcats collected their 11th non-conference victory vs. Radford on Dec. 21, giving them their most since also winning 11 in 2017-18. The team earned 10 or more non-conference wins in 12 of 13 seasons from 2006-07 to 2018-19, but they had managed just a 19-16 record in non-conference action from 2019-22.

▶ K-State's current 11-1 non-conference mark is the best since opening the 2016-17 season with a similar 11-1 record. The Wildcats won a program-best 13 non-conference games in 2009-10, while they won 12 in 2008-09 and 2010-11.

POTENT OFFENSIVE ATTACK

▶ K-State is averaging 75.1 points this season on 47 percent (327-of-696) shooting, including 34.2 percent (81-of-237) from 3-point range, while hitting on 71.6 percent (166-of-232) from the free throw line. The Wildcats rank seventh in the Big 12 in both scoring offense and field goal percentage, while they are second in assists and fifth in free throw percentage.

▶ K-State has scored 80 or more points 4 times, including 3 games of 90 or more points for the first time since 2017-18. The 93 points vs. UTRGV (11/7/22) were the fourth-most in a season opener in the last 25 seasons and the most since scoring 98 vs. Southern Utah to open the 2014-15 season.

▶ The Wildcats also topped the 90-point barrier in a 96-87 overtime win over Nevada (11/22/22) at the Cayman Islands Classic, which included two players (**Markquis Nowell** and **Keyontae Johnson**) scoring 25 or more points in the same game since 2010. The squad fell just 2 points short of their first 100-point game since 2010-11, totaling 98 points vs. UIW (12/11/22) behind a school-record first seven double-digit scorers.

▶ K-State has connected on better than 50 percent of its field goals in 4 games, including back-to-back vs. Rhode Island (11/21/22) and Nevada (11/22/22) and ACU (12/6/22) and UIW (12/11/22). The team hit on a season-best 59.1 percent (39-of-66) vs. UIW, incluidng 67.5 percent (27-of-40) inside the 3-point line.

▶ A key to the K-State offense this season has been its ability to score in paint, as the Wildcats are averaging 37.3 points in the paint. The team has scored 30 or more points in the paint 9 times in 12 games, including 4 games of 40 or more points and one game of 50 points (a season-high 52 vs. ACU (12/6/22).

DISHING THE ROCK

▶ K-State ranks among the best in the country in sharing the basketball, as the Wildcats rank 12th nationally and second in the Big 12 with 18.4 assists per game. Among the 221 assists are 6 players with double-digit totals, including senior **Markquis Nowell**, who ranks third nationally with 100 total assists. He is second nationally in assists/game at 8.3 per game.

▶ The Wildcats also rank in the top-5 nationally with a 67.6 assist percentage according to *KenPom*, which calculates the number of assists (221) to made field goals (327). Only Tennessee (69.2), Lafayette (68.8) and Xavier (68.6) have a better percentage nationally.

▶ Although Nowell gets all the attention for his playmaking ability, the rest of the team has shown the ability to share the ball, as the Wildcats have had 3 or more players dish out at least 2 assists in 8 of 12 games this season. The team had 7 players with 2 or more assists in the opener vs. UTRGV (11/7/22), while 6 did it against Nebraska (12/17/22) and 5 vs. UIW (12/11/22).

NATIONAL POLLS

THE ASSOCIATED PRESS POLL

Updated: December 26, 2022

Rank	School	Record	Points	Prv
1.	Purdue (40)	12-0	1478	1
2.	UConn (20)	13-0	1459	2
3.	Houston	12-1	1351	3
4.	**Kansas**	**11-1**	**1299**	**4**
5.	Arizona	12-1	1274	5
6.	**Texas**	**10-1**	**1144**	**7**
7.	Tennessee	10-2	1069	8
8.	Alabama	10-2	1067	9
9.	Arkansas	11-1	1017	10
10.	Gonzaga	10-3	940	11
11.	UCLA	11-2	906	13
12.	**Baylor**	**9-2**	**888**	**12**
13.	Virginia	8-2	861	6
14.	Miami	12-1	658	22
15.	Wisconsin	9-2	570	17
16.	Indiana	10-3	513	18
17.	Duke	10-3	500	14
18.	**TCU**	**10-1**	**480**	**20**
19.	Kentucky	8-3	439	19
20.	Auburn	10-2	237	23
21.	Mississippi State	11-1	215	15
22.	Xavier	10-3	147	—
	New Mexico	12-0	147	—
24.	**West Virginia**	**10-2**	**126**	**—**
25.	North Carolina	9-4	112	—

Other receiving votes: Charleston 102, Maryland 87, Memphis 74, Illinois 65, Ohio State 59, Virginia Tech 57, Missouri 57, San Diego State 39, Iowa State 19, Marquette 12, **Texas Tech 10**, Michigan State 7, Providence 6, **K-STATE 5**, USC 4, San Francisco 1.

USA TODAY COACHES POLL

Updated: December 26, 2022

Rank	School	Record	Points	Prv
1.	Purdue (25)	12-0	790	1
2.	UConn (7)	13-0	772	2
3.	Houston	12-1	718	3
4.	**Kansas**	**11-1**	**695**	**4**
5.	Arizona	12-1	673	5
6.	**Texas**	**10-1**	**605**	**7**
7.	Arkansas	11-1	541	8
8.	UCLA	11-2	540	9
9.	Alabama	10-2	532	10
10.	Tennessee	10-2	523	11
11.	Gonzaga	10-3	493	12
12.	Virginia	8-2	483	6
13.	**Baylor**	**9-2**	**477**	**13**
14.	Duke	10-2	312	14
15.	Wisconsin	9-2	292	18
16.	Miami	12-1	290	22
17.	Kentucky	8-3	280	16
18.	Indiana	10-3	213	21
19.	**TCU**	**10-1**	**202**	**19**
20.	Mississippi State	11-1	169	15
21.	Maryland	9-3	96	23
22.	Illinois	8-4	90	16
23.	Auburn	10-2	88	23
24.	**West Virginia**	**10-2**	**87**	**—**
25.	Xavier	10-3	79	—

Other receiving votes: Ohio State 70, North Carolina 56, Virginia Tech 50, Memphis 27, New Mexico 26, Missouri 19, **Iowa State 17**, **K-STATE 15**, San Diego State 13, Charleston 12, Arizona State 9, Providence 7, USC 7, Marquette 6, Saint Mary's 5, Florida Atlantic 5, **Texas Tech 4**, Rutgers 4, Michigan State 4, Iowa 2, Utah State 2.

TRACKING K-STATE IN THE POLLS

	AP	Coaches
Pre	—	—
11/14	—	—
11/21	—	—
11/28	rv	rv
12/5	rv	rv
12/12	rv	rv
12/19	rv	rv
12/26	rv	rv
12/29	rv	rv
1/2		
1/9		
1/16		
1/23		
1/30		
2/6		
2/13		
2/20		
2/27		
3/6		
3/13		
Final		

WILDCATS VS. RANKED TEAMS

K-State has played over 400 games vs. ranked teams in their history, posting a 122-282 (.305) record, including 25-84 (.234) vs. the top-5, 49-145 (.257) vs. the top-10 and 72-202 (.267) vs. top-15.

K-State has 29 wins vs. ranked foes in the last 10 seasons, including 10 vs. the top 10 (one over No. 1) and 21 Top 25 wins at home.

BIG 12 STANDINGS

As of December 29, 2022

	Conference				Overall					
Team	**W-L**	**Pct.**	**H**	**A**	**W-L**	**Pct.**	**H**	**A**	**N**	**Stk**
Kansas	0-0	.000	0-0	0-0	11-1	.917	7-0	1-0	3-1	—
Kansas State	**0-0**	**.000**	**0-0**	**0-0**	**11-1**	**.917**	**7-0**	**1-1**	**3-0**	**—**
TCU	0-0	.000	0-0	0-0	11-1	.917	7-1	0-0	4-0	—
Texas	0-0	.000	0-0	0-0	11-1	.917	9-0	0-0	2-1	—
Baylor	0-0	.000	0-0	0-0	10-2	.833	8-0	0-1	2-1	—
Texas Tech	0-0	.000	0-0	0-0	10-2	.833	9-0	0-0	1-2	—
West Virginia	0-0	.000	0-0	0-0	10-2	.833	7-0	1-1	2-1	—
Iowa State	0-0	.000	0-0	0-0	9-2	.818	7-0	0-1	2-1	—
Oklahoma	0-0	.000	0-0	0-0	9-3	.750	5-1	0-1	4-1	—
Oklahoma State	0-0	.000	0-0	0-0	8-4	.667	5-1	2-1	1-2	—

Upcoming Schedule

Saturday, Dec. 31
Texas Tech at TCU, 11 a.m.
Baylor at Iowa State, 1 p.m.
Oklahoma State at Kansas, 1 p.m.
Texas at Oklahoma, 1 p.m.
West Virginia at K-State, 6 p.m.

Monday, Jan. 2
West Virginia at Oklahoma State, 6 p.m.

Tuesday, Jan. 3
Kansas at Texas Tech, 8 p.m.
K-State at Texas, 8 p.m.

Wednesday, Jan. 4
Iowa State at Oklahoma, 6 p.m.
TCU at Baylor, 8 p.m.

Saturday, Jan. 7
Texas at Oklahoma State, 11 a.m.
Iowa State at TCU, 1 p.m.
K-State at Baylor, 5 p.m.
Kansas at West Virginia, 5 p.m.
Oklahoma at Texas Tech, 6 p.m.

Big 12 Preseason Coaches Poll

Team	Pts
1. Baylor (5)	77
2. Kansas (4)	73
3. Texas (1)	64
4. TCU	58
5. Oklahoma State	42
Texas Tech	42
7. Oklahoma	32
8. Iowa State	30
9. West Virginia	20
10. KANSAS STATE	**12**

First place votes in parenthesis

Big 12 Preseason Team

- Timmy Allen, Texas
- Avery Anderson III, Oklahoma State
- Marcus Carr, Texas
- *Adam Flagler, Baylor
- *Mike Miles, Jr., TCU
- *Jalen Wilson, Kansas

Player of the Year: Mike Miles, Jr., TCU
Newcomer of the Year: Grant Sherfield, Oklahoma
Freshman of the Year: Keyonte George, Baylor

NOWELL

FALL 2022 GRADUATE

MARKQUIS NOWELL, who earned his bachelor's degree in communication studies, ranks second nationally in assists/game (8.3).

TEAM STAT RANKINGS *(Big 12 & NCAA)*

Category	Stat	Big 12	NCAA	Big 12^
Scoring Offense	75.1	7	132	— | —
Scoring Defense	60.8	3	26	— | —
Scoring Margin	+14.3	6	29	— | —
FG%	47.0	7	80	— | —
FG% Defense	41.5	7	113	— | —
3FG%	34.2	6	155	— | —
3FG% Defense	31.2	8	106	— | —
Free Throw%	71.6	5	140	— | —
Rebounds/Game	35.5	7	191	— | —
Rebounding Margin	+4.5	5	95	— | —
Off. Rebs/Game	11.1	6	135	— | —
Def. Rebs/Game	24.4	7	243	— | —
Assists/Game	18.4	2	12	— | —
Assist/TO Ratio	1.4	4	43	— | —
TO/Game	13.6	8	225	— | —
TO Forced/Game	16.9	5	33	— | —
TO Margin	+3.3	7	45	— | —
Blocks/Game	3.1	7	200	— | —
Steals/Game	7.9	7	93	— | —
Fouls/Game	15.8	4	114	— | —

As of Dec. 29 *^Conference games only*

TEAM FULL OF SCORERS

▶ K-State is one of just 3 schools to have at least four 1,000-point scorers on its roster, as Wildcats **Tykei Greene** (1,157 points), **Keyontae Johnson** (1,001 points), **Markquis Nowell** (1,472 points) and **Desi Sills** (1,218 points) have all reached the milestone in their Division I careers. Only Johnson, who did it against Radford (12/21/22), and Nowell have reached the mark while at K-State.

▶ K-State has now six 1,000-point scorers if you count senior walk-on **Nate Awbrey**, who scored 1,032 points in his 4-year career at Manhattan Christian College, and junior **Nae'Qwan Tomlin**, who scored more than 1,000 points in his junior college career at Monroe (2019-20) and Chipola Colleges (2020-22).

▶ UAB has five 1,000-point scorers followed by K-State and Notre Dame (4), while 10 others have 3 such scorers, including Drake, Gonzaga, Indiana, Iowa State, Ohio State, Penn State, Pittsburgh, Southern Utah, Texas and Virginia.

BENCH PRODUCTION

▶ K-State is getting solid production from its bench through the first 12 games, as the Wildcats are averaging 18 points per game.

▶ Senior **Desi Sills** has been particularly impactful from the bench, scoring in double figures 6 times in 12 games, including 16 points in the win over LSU (11/23/22) at the Cayman Islands Classic Championship game and a season-high 17 points (all in second half) in the loss at Butler (11/30/22). He has also been among the team's best playmakers, ranking second with 33 assists.

DEFENSE PERFORMING WELL

▶ In a league known for its defensive prowess, K-State has started the season off well, allowing 60.8 points per game on 41.5 percent (261-of-629) shooting, including 31.2 percent (67-of-215) from 3-point range. The Wildcats rank 26th nationally, including third in the Big 12, in scoring defense, while they place in the top-50 in turnovers forced (33rd/16.92) and turnover margin (45th/+3.3).

▶ K-State has held 8 of 12 opponents to less than 60 points, including each of its first 4 games for the first time since 2019-20.

FORCING TURNOVERS

▶ K-State's defense has forced 203 turnovers through the first 12 games, which includes 95 steals, while averaging 19.5 points per game off those miscues. The team ranks 10th in non-steal turnover percentage (13.0) by *KenPom*.

▶ The 16.9 turnovers forced per game ranks 33rd nationally, while it places fifth in the Big 12 behind Iowa State, Texas, TCU and Texas Tech. K-State ranks seventh in turnover margin (+3.33) and steals (7.92), while senior **Markquis Nowell** places fifth (2.00 spg.) in the Big 12 in steals per game.

▶ K-State has scored 20 or more points off turnovers 5 times in 12 games with a season-high 31 points off 26 UTRGV (11/7/22) turnovers in the opener. The Wildcats scored 20+ points off miscues in back-to-back games vs. Kansas City (11/17/22; 26 points) and Rhode Island (11/21/22; 21 points) as well as vs. Abilene Christian (12/6/22; 23 points) and UIW (12/11/22; 28 points).

SPECIALITY-STAT TRACKER

Opponent	Pts in Paint	Pts Off TOs	2nd Ch Pts.	Fast Bk Pts.	Bench Pts.
UTRGV	**32**	**▶31**	**▶16**	**15**	**▶41**
@California	32	19	9	5	17
KANSAS CITY	**32**	**26**	**12**	**12**	**16**
vs. Rhode Island	38	21	10	▶22	20
vs. Nevada	44	14	▶16	4	16
vs. LSU	28	16	1	10	19
@Butler	48	12	10	12	21
WICHITA STATE	**26**	**17**	**9**	**2**	**2**
ACU	**▶52**	**23**	**14**	**14**	**12**
UIW	**48**	**28**	**13**	**16**	**33**
vs. NEBRASKA	**22**	**19**	**13**	**4**	**7**
RADFORD	**46**	**8**	**9**	**12**	**12**
WEST VIRGINIA*					
@Texas*					
@Baylor*					
OKLAHOMA STATE*					
@TCU*					
KANSAS*					
TEXAS TECH*					
@Iowa State*					
FLORIDA					
@Kansas*					
TEXAS*					
TCU*					
@Texas Tech*					
@Oklahoma*					
IOWA STATE*					
BAYLOR*					
@Oklahoma State*					
OKLAHOMA*					
@West Virginia*					

■ HOME SWEET HOME // BRAMLAGE COLISEUM [1989-present]

▶ K-State has posted a 408-144 (.736) all-time record at Bramlage Coliseum since its opening during the 1988-89 season. The 408 wins are the most at a home venue for the Wildcats, surpassing the 378 wins at Ahearn Field House (1950-88). It is the school's third home venue.

▶ K-State has registered a 208-64 (.759) record at home over the past 17 seasons, including an 87-52 (.626) mark in Big 12 play. The 208 wins rank fourth among all Big 12 schools in that span, while the 87 league victories at home are among the top in the Big 12. In all, the program has double-digit victories in 26 of its 33 seasons in the arena.

▶ K-State has a 269-86 (.754) record at home, including a 160-17 (.901) mark in non-conference action, since the 2001-02 season for an average of just over 13 home wins (13.1) per season in that span.

▶ K-State has defeated 41 ranked opponents in the history of Bramlage Coliseum, including 38 ranked Big 12 foes. Four No. 1 teams have been knocked off in the arena's history, including No. 1 Missouri in 1990, No. 1 Texas in 2010, No. 1 Kansas in 2011 and No. 1 Oklahoma in 2016.

▶ Seating changes and construction has reduced capacity over the years to its current total of 11,000 for the 2022-23 season.

TAKING A CHARGE

K-State took a season-high 6 charges in the win over LSU, including 3 by **David N'Guessan**, and now have 35 charges taken in the first 12 games.

■ SITUATIONAL STATS UNDER TANG

	'22-23	Overall
Overall	11-1	11-1
Big 12 play	0-0	0-0
At Home	7-0	7-0
At Bramlage Coliseum	6-0	6-0
On the Road	1-1	1-1
At Neutral Sites	3-0	3-0
In Overtime	1-0	1-0
vs. Top 25 teams	0-0	0-0
vs. Top 10 teams	0-0	0-0
In games decided by 3 points or less	1-0	1-0
In games decided by 4-5 points	1-0	1-0
In games decided by 6-10 points	3-0	3-0
In games decided by 11-19 points	3-1	3-1
In games decided by 20 or more points	3-0	3-0
Scoring first	8-1	8-1
Leading at the Half	8-0	8-0
Tied at the Half	0-0	0-0
Trailing at the Half	3-1	3-1
K-State shoots 50% or better	4-0	4-0
K-State shoots less than 50%	7-1	7-1
K-State shoots better than opponent	8-0	8-0
Opponent shoots 50% or better	1-1	1-1
Opponent shoots less than 50%	9-0	9-0
K-State out-rebounds opponent	8-0	8-0
Opponent out-rebounds K-State	0-1	0-1
K-State shoots 70% or better from FT Line	6-0	6-0
K-State has more FT attempts	6-0	6-0
Opponent has more FT attempts	5-1	5-1
K-State shoots 40% or better from 3-pt range	4-0	4-0
K-State makes at least 6 3-pt FGs	6-0	6-0
K-State has more turnovers than opponent	3-0	3-0
K-State has less turnovers than opponent	7-1	7-1
K-State equals opponent in turnovers	1-0	1-0
K-State scores 100-plus points	0-0	0-0
K-State scores 90 or more points	3-0	3-0
K-State scores 80-89 points	1-0	1-0
K-State scores 70-79 points	3-0	3-0
K-State scores 60-69 points	3-1	3-1
K-State scores 50-59 points	1-0	1-0
K-State scores less than 50 points	0-0	0-0
Opponent scores 100-plus points	0-0	0-0
Opponent scores 90 or more points	0-0	0-0
Opponent scores 80-89 points	1-0	1-0
Opponent scores 70-79 points	0-1	0-1
Opponent scores 60-69 points	2-0	2-0
Opponent scores 50-59 points	8-0	8-0
Opponent scores less than 50 points	0-0	0-0
K-State has at least 2 in double figures	11-1	11-1
K-State has at least 3 in double figures	10-1	10-1
K-State has at least 4 in double figures	5-0	5-0
K-State has at least 5 in double figures	2-0	2-0
K-State has at least 6 in double figures	2-0	2-0

PLAYER NOTES

JOHNSON MAKES RETURN TO COURT

▶ Junior **Keyontae Johnson** made his triumphant return to basketball court on Nov. 7 in the opener with UTRGV after a 2-year absence after suffering a medical emergency against Florida State on Dec. 12, 2020. He finished the night with 13 points, 4 assists and 2 rebounds in a team-high 26 minutes.

▶ Johnson continued his impressive play with a near double-double in the win at Cal, scoring a team-high 16 points while grabbing a game-high 9 rebounds to go with 2 steals, 1 assist and 1 block in a game-high 33 minutes.

▶ Johnson was named the *March Madness* National Player of the Week and the Phillips 66 Big 12 Newcomer of the Week on Nov. 14, as he averaged 14.5 points on 47.6 percent (10-of-21) shooting, including 57.1 percent (4-of-7) from 3-point range, to go with 5.5 rebounds and 2.5 assists in the Wildcats' first 2 wins.

▶ Johnson helped the Wildcats win the Cayman Islands Classic and was named to the All-Tournament team, as he averaged a team-best 19.3 points on 53.6 percent (15-of-28) shooting, including 50 percent (4-of-8) from 3-point range, to go with a team-best 6.0 rebounds in 32.3 minutes per game.

▶ Johnson earned Big 12 Newcomer of the Week honors for the second time this season on Dec. 19 after his impressive performance in K-State's win over Nebraska, as he posted game-highs in both points (23) and rebounds (11) to go with his career-tying 4 steals. It was his seventh career double-double with at least 20 points and 10 rebounds, while it was his 11th career 20-point game.

▶ Johnson has scored in double figures in all 12 games, leading the Wildcats and ranking fifth in the Big 12 in scoring (17.7 ppg.). He places second in field goal percentage (58.0), while he is in the top-10 in 4 other categories, including fifth in minutes (31.7 mpg.), sixth in defensive rebounds (4.67), seventh in rebounding (6.8 rpg.) and eighth in offensive rebounds (2.17).

NOWELL RUNNING THE SHOW

▶ On a team with 13 new players and a new coaching staff, fifth-year senior **Markquis Nowell** once again has demonstrated he is still the guy running the show for the Wildcats, as he leads the team in both assists (8.3 apg.) and steals (2.0 spg.) while averaging the second-most points (13.7 ppg.).

▶ Nowell ranks second nationally in assists per game (8.3 apg.) and third in total assists (100), while he is 20th in assists/turnover ratio (3.12). He is one of 2 active Division I players (Tennessee State's **Junior Clay**) with 1,000 points, 500 assists and 200 steals. He also ranks first among all active Division I players with 216 career steals. He is nearing 1,500 career points, just 28 points away.

▶ Nowell was recognized for his MVP performance in helping the Wildcats win the Cayman Islands Classic, as he was selected as the Phillips 66 Big 12 Player of the Week on Nov. 28. He averaged 18.7 points, 9.0 assists and 3.7 rebounds in 33.6 minutes per game. It was his first weekly honor in the Big 12 and his fourth overall after winning it 3 times in the Sun Belt.

▶ In the wins vs. Rhode Island and Nevada, Nowell became the first Wildcat to record double-digit assists in consecutive games, while he became the second player in school history and the first since 1989 to post a 25-point/10-assist game with his 29-point, 11-assist effort in the 96-87 overtime win over the Wolf Pack. His 12 assists vs. the Rams tied for the fourth-most in school history and the most since **Steve Henson** collected 12 vs. OSU on Feb. 25, 1989.

▶ Nowell was part of the first Wildcat duo since 2010 to each collect at least 25 points in a game, as he and fellow senior **Keyontae Johnson** combined for 57 points in the win over Nevada. He capped the tournament with a game-high 18 points on 6-of-14 shooting in the title game win over LSU, as he helped the Wildcats rally from an 11-point second-half deficit.

▶ Nowell shook off a subpar shooting night to score the game's last 6 points, including a pivotal 3-pointer with 54 seconds, to help lift K-State to a 55-50 win over in-state rival Wichita State for the second straight year. He had a strong all-around night, finishing with 11 points, 7 assists, 5 rebounds and 3 steals.

▶ Nowell matched his season-high (12) in assists in the win over ACU, while he earned his 11th career double-double, including his sixth as a Wildcat, with 10 points and 11 assists vs. Radford. It was his fourth double-digit assist game.

AN INSTANT IMPACT

▶ Junior transfer **Nae'Qwan Tomlin** has given K-State another scoring threat in the post, as the junior college All-American ranks third on the team in scoring (11.7 ppg.) while connecting 47.7 percent (53-of-111) from the field to go with 6.1 rebounds and 1.2 blocks in 27.8 minutes per game. He ranks 20th in the Big 12 in scoring, 10th in rebounding and fourth in blocked shots.

▶ Tomlin was selected as the Big 12 co-Newcomer of the Week on Tuesday after his near double-double performance in the win over Radford on Dec. 21. He led four Wildcats in double figures with a season-high 26 points, as he hit on 11-of-18 field goals, which included 4 dunks, a 3-pointer and all 3 free throws attempted, to go with a season-tying 9 rebounds in 33 minutes.

▶ Tomlin's performance vs. Radford highlighted an impressive stretch, as he has scored in double figures in each of the last 5 games, which includes 14 points vs. Wichita State (12/3/22), 12 points vs. ACU (12/6/22) and 15 points vs. UIW (12/11/22) and Nebraska (12/17/22). He is averaging 16.4 points on 58.9 percent (33-of-56) shooting during this 5-game stretch.

▶ Tomlin scored more than 1,000 points in his junior college career at both Monroe College (2019-20) and Chipola College (2020-21) while connecting on 54.2 percent from the field. He averaged a team-leading 13.8 points on 52.4 percent shooting with 5.9 rebounds during his All-American season at Chipola, as he guided the school to the semifinals of the NJCAA National Tournament.

SILLS OFF THE BENCH

▶ Senior **Desi Sills** has provided a spark for the Wildcats off the bench, as he is averaging 9.0 points on 45.7 percent (42-of-92) shooting with 3.2 rebounds and 2.8 assists in 27.4 minutes per game. He has scored in double figures in 6 of 12 games, including a season-high 17 points in the loss at Butler (11/30/22). He has at least 3 assists in 8 games, including a season-best 5 on two occasions.

▶ Sills scored in double figures in 2 of the first 3 games, including 10 in his first game as a Wildcat vs. UTRGV (11/7/22). He scored 16 points vs. LSU (11/23/22) in the championship game of the Cayman Islands Classic, hitting on 6-of-9 field goals, before his season-high 17 at Butler, which all came in the second half. He has 8 or more points in 3 of the last 4 games, including 14 vs. UIW (12/11/22).

▶ Although Sills went scoreless in the win over Wichita State (12/6/22), he had the play of the game with his block of **Shammah Scott's** breakaway layup with 1:42 to play with the Wildcats trailing 50-49.

■ WELCOME THE NEWEST WILDCATS // Consensus Top 35 Class [#15 by 247Sports / #18 by Rivals / #21 by ESPN / #33 by On3]

DARRIN "DAI DAI" AMES [6-1 / 160 / PG/ Chicago, Ill.]
#56 Rivals, #71 247Sports, #81 ESPN, #97 On3

▶ Ames enters his senior season at Kenwood Academy in Chicago after leading the Broncos to a 26-9 record and their first-ever Sectional title. He averaged 24 points on 58 percent shooting, including 51 percent from 3-point range with 4.7 assists, 2.4 steals and 1.2 rebounds per game.

▶ Ames was named First Team Class 4A All-State by the AP, while was selected to the *Chicago Sun-Times* All-Area and First Team All-City teams.

ROBERT "R.J." JONES [6-3 / 175 / SG/ Denton, Texas]
#78 Rivals, #73 247Sports, #41 ESPN, #91 On3

▶ Jones will play his senior season at prep powerhouse Wasatch Academy in Utah after leading John Paul II High School in Plano, Texas to a 31-7 record and a second TAPPS Class 6A State Championship in 2021-22. He averaged 19.7 points, 4.1 rebounds, 3.1 assists and 1.6 steals per game as a junior.

▶ Jones was named the 2022 TAPPS Class 6A Player of the Year, a First Team All-State and All-District selection and MVP of District 6A-2.

MACALEAB RICH [6-7 / 250 / PF / East St. Louis, Ill.]
#129 247Sports, #107 On3

▶ Rich heads into his senior season at East Saint Louis High School after guiding the Flyers to a 27-6 record and a berth in the Illinois Class 3A Super Sectionals. He averaged a double-double with team-best in scoring (19.2 ppg.) and rebounding (10.9 rpg.) while connecting on 54.9 percent.

▶ Rich was named First Team Class 3A All-State by the Illinois Basketball Coaches Association and to the *St. Louis Post-Dispatch* All-Metro First Team.

JEROME TANG

HEAD COACH

Charter Oak State '07

First Season at K-State [11-1]

30th Season Overall | 20th Season in College

Jerome Tang, one of the chief architects in helping build Baylor into a national powerhouse in his 19 seasons as an assistant and associate head coach, was selected as the 25th head men's basketball coach at Kansas State on March 21, 2022. He agreed to a 6-year contract through the 2027-28 season.

"I am beyond excited to be the next head basketball coach at K-State," said Tang. "Having the opportunity to build on a program with a rich basketball history at a prestigious university is truly a blessing. We look forward to bringing an exciting style of basketball to K-State while helping our student-athletes succeed on the court and in life. My family and I can't wait to get to Manhattan and form deep relationships with our students, former players, alumni and Wildcat fans everywhere. We look forward to making the Octagon of Doom the best home court advantage in the country!"

Tang has K-State off to an 11-1 record, which is the best start to a season since 2016-17. In addition, he helped the Wildcats win the Cayman Islands Classic with wins over Rhode Island, Nevada and LSU, which was the school's first in-season tournament title since 2017. He is tied for the best start by any first-year Division I head coach with MSU's **Chris Jans** and LSU's **Matt McMahon**.

Tang, 55, was an original member of head coach **Scott Drew's** staff and played an instrumental role in building the Bears program from one rocked by scandal and NCAA probation into one that has developed into one of the nation's top programs highlighted by the 2021 NCAA Championship and consecutive Big 12 regular-season titles in 2021 and 2022. He served his first 14 seasons (2003-17) as an assistant coach before being promoted to associate head coach in 2017.

During his time at Baylor, Tang helped the Bears post a 397-222 (.641) overall record, including a 168-155 (.520) mark in Big 12 play, to go with 13 postseason appearances (10 NCAA Tournaments, 3 NITs), one NCAA title (2021), one NIT title (2013) and one NIT runner-up finish (2009). In the process, he has helped coach 11 All-Americans, including consensus selections **Johnathan Motley** (2017) and **Jared Butler** (2021), a National Defensive Player of the Year in **Davion Mitchell** (2021) and 58 All-Big 12 honorees, including nine on the First Team.

In addition to prowess on the bench, Tang assisted in the construction of nine consensus Top 25 recruiting classes while at Baylor, including 2010 (**Perry Jones III**), 2011 (**Quincy Miller** and **Deuce Bello**), 2012 (**Isaiah Austin**, Prince and **Rico Gathers**), 2013 (**Ishmail Wainright**, **Al Freeman** and **Johnathan Motley**) and the highest-ranked class in program history at No. 4 in 2021 (**Kendall Brown**, **Langston Love** and **Jeremy Sochan**).

Tang will be the first full-time Black head men's basketball coach and just the sixth minority men's head coach in school history, following baseball coach **Dave Baker** (1978-83), interim basketball coach **Darryl Winston** (1984-85), football coach **Ron Prince** (2006-08), basketball coach **Frank Martin** (2007-12) and current women's tennis coach **Jordan Smith** (2018-present).

The head coaching role will not be new for Tang, who built a powerhouse at Heritage Christian Academy in Cleveland, Texas over a 10-year period (1993-2003) before starting his tenure at Baylor in 2003. He also stepped in on four occasions as the Bears' interim head coach, winning the first two games of the 2012-13 Big 12 schedule at home against Texas, 86-79 in overtime, and on the road at Texas Tech, 82-48, and the first two games of the 2020-21 national title season in Las Vegas against Louisiana (112-82) and Washington (86-52).

Starting with the 2007-08 season, Tang was pivotal in helping Baylor to a stretch of 15 consecutive seasons of at least 18 wins, including a school-record 30 in 2011-12, en route to a 361-153 (.702) overall record and 10 NCAA Tournament appearances. Since 2010, the Bears have appeared in the NCAA Tournament Sweet 16 five times (2010, 2012, 2014, 2017, 2021), three times advancing to the Elite Eight (2010, 2012, 2021) and once to the Final Four (2021).

Additionally, 14 Bears have gone on to play in the NBA, including **Quincy Acy**, **Jared Butler**, **Freddie Gillespie**, **Pierre Jackson**, **Cory Jefferson**, **Perry Jones III**, **Quincy Miller**, **Davion Mitchell**, **Johnathan Motley**, **Royce O'Neale**, **Taurean Prince**, **MaCio Teague**, **Ekpe Udoh** and **Ish Wainwright**.

In his last three seasons (2019-22) at Baylor, Tang helped the Bears tally an 81-13 (.862) record, including a 43-8 (.843) mark in Big 12 play, with 22 wins over ranked opponents highlighted by the Bears' first National Championship in 2021, as they defeated No. 1 ranked Gonzaga, 86-70, in the national title game. The 2021 Bears also won their first Big 12 Championship in the league's 25-year history, which was the school's first conference title in 71 years, then followed it up with a second-straight crown in 2022 by winning their last five Big 12 games. Baylor's 55-9 (.859) record over the 2020-21 and 2021-22 season was the best among power conference teams, while the 81-13 (.862) record from 2019-22 was the second-best, trailing only Gonzaga (90-6). In that span, the Bears were ranked in the top 5 for 29 consecutive AP Top 25 polls and finished the 2021-22 season with the nation's third-longest active streak of 56-straight weeks ranked.

Despite a season mired by injuries to key players, Tang helped Baylor navigate a successful 2021-22 season that ended in a heartbreaking 93-86 overtime loss to North Carolina in the second round of the NCAA Tournament. Down 25 points with 10 minutes left, the Bears rallied to force overtime before faltering late, 93-86, to finish the season with a 27-7 record, including a tie for first place in the Big 12 with a 14-4 mark. The team ran their winning streak to 21 games, including 15 straight to start the year, ascending to the No. 1 ranking for five consecutive weeks. For his efforts, Tang was named the 2022 Division I Men's Assistant Coach of the Year by Texas Association of Basketball Coaches (TABC).

Three Bears earned All-Big 12 honors in 2022, including a First Team selection by senior transfer **James Akinjo**. Senior **Jonathan Tchamwa Tchatchoua** was one of three players to share the Big 12 Defensive Player of the Year, while freshman **Jeremy Sochan** was named the league's Sixth Man Award winner.

Sochan became the fourth Baylor player (and second consecutive) to be a lottery pick when he was selected by the San Antonio Spurs with the No. 9 pick of the 2022 NBA Draft. Teammate **Kendall Brown** followed in the second round with the No. 48 selection by the Minnesota Timberwolves.

Baylor lost just twice during its historic national championship season in 2020-21, posting a 28-2 record and a 14-1 mark in Big 12 play which included school-record 11 wins against ranked foes. The Bears enjoyed the best start in program history with an 18-game winning streak, which was the fourth-longest streak in Big 12 history. A school-record 3 Bears earned All-America honors, including **Jared Butler** becoming the first consensus First Team selection. **Davion Mitchell** and **MaCio Teague** were both Third Team All-Americans, while Mitchell swept every major National Defensive Player of the Year honors.

Tang helped Baylor to what was then the best season in program history in 2019-20, as the Bears spent five consecutive weeks ranked No. 1 nationally en route to posting a 26-4 record, including a 15-3 mark in league play. The team set a Big 12 record with 23 consecutive wins and were projected to earn a No. 1 seed in the NCAA Tournament before it was cancelled due to the COVID-19 pandemic. All five starters were named to All-Big 12 teams, a first in league history.

Tang was part of the Baylor rebuild from the beginning, as he assisted Drew in guiding a Bear program that was crippled by NCAA sanctions into one that has advanced to the postseason 13 times in the last 14 seasons, including a current streak of 11 consecutive seasons, and 15 straight winning seasons.

After going 36-69 in their first four seasons, Tang and the Bears were rewarded with their first NCAA Tournament berth in 20 seasons and just their second at the school since 1950 in 2007-08. The team lost to No. 18 Purdue in the first round to conclude the year with a 21-11 record, including 9-7 in Big 12 play, as **Curtis Jerrells** became the first All-Big 12 First Team selection since 2001.

Baylor posted back-to-back 20-win seasons for the first time in school history, as the 2008-09 team advanced to its first Big 12 Championship game before finishing as the runner-up in the NIT. The Bears then made another significant step with two Elite Eight runs in a 3-year period, including the first in the modern era in 2009-10 and to cap a school-record 30-win season in 2011-12.

Tang played a major role in leading Baylor to 23 wins and the program's first national tournament championship in 2012-13 when the Bears went on a 5-game run to the NIT title. The team then ran off a string of 4 consecutive NCAA Tournament appearances, including Sweet 16 runs in 2013-14 and 2016-17.

Prior to Baylor, Tang built a powerhouse at Heritage Christian Academy, a birth-through-high school private school in Cleveland, Texas, as the head coach and athletic director, guiding the Eagles to 4 TAPPS Division A state championships (1995, 1999, 2000, 2001) from 1993 to 2003. His program gained national attention in 2001 when **Cedrick Hensley** scored 101 points in a game. Tang's most-publicized recruit - **Vakeaton "Von" Wafer** - became a McDonald's All-American before playing at FSU and being drafted by the L.A. Lakers in 2005.

Tang earned a bachelor's degree from Charter Oak State College in 2007. He was born in San Fernando, Trinidad. He migrated with his parents (**Paul & Bano Tang**) to St. Croix, U.S. Virgin Islands until age 10 when his family moved to Texas. He and his wife, **Careylyen** (**Rey**) have a son, **Seven**, and a daughter, **Aylyn**. He also has adopted sons (**Lamar** and **Richard Hurd**).

■ JEROME TANG FILE

Experience	30th year [First at K-State]
Date Hired	March 21, 2022
Birthdate	October 7
Hometown	San Fernando, Trinidad [West Indies]
Wife	Careylyen [Rey]
Children	Son Seven, Daughter Aylyn Adopted sons Lamar & Richard Hurd

EDUCATION

- Charter Oak State College '07 [B.S., Emphasis in Leadership]

COACHING EXPERIENCE

- Heritage Christian Academy [Texas], Head Coach [1993-2003]
- Baylor, Assistant Coach [2003-17]
- Baylor, Associate Head Coach [2017-22]
- K-State, Head Coach [2022-present]

COACHING HONORS

- 1995 TAPPS Division A State Champion
- 1999 TAPPS Division A State Champion
- 2000 TAPPS Division A State Champion
- 2001 TAPPS Division A State Champion
- 2022 Texas Association of Basketball Coaches (TABC) Division I Men's Assistant Coach of the Year

TAPPS is the Texas Association of Private and Parochial Schools

YEAR-BY-YEAR AS AN ASSISTANT COACH

Year	School	Record (Conf.)	Postseason
2003-04	Baylor	8-21 (3-13/11th)	—
2004-05	Baylor	9-19 (1-15/12th)	—
2005-06	Baylor	4-13^ (4-12/12th)	—
2006-07	Baylor	15-16 (4-12/11th)	—
2007-08	Baylor	21-11 (9-7/t-4th)	NCAA First Rd.
2008-09	Baylor	24-15 (5-11/9th)	NIT Runner-Up
2009-10	Baylor	28-8 (11-5/t-2nd)	NCAA Elite Eight
2010-11	Baylor	18-13 (7-9/t-7th)	—
2011-12	Baylor	30-8 (12-6/t-3rd)	NCAA Elite Eight
2012-13	Baylor	23-14 (9-9/6th)	NIT Champions
2013-14	Baylor	26-12 (9-9/t-6th)	NCAA Sweet 16
2014-15	Baylor	24-10 (11-7/t-4th)	NCAA First Rd.
2015-16	Baylor	22-12 (10-8/t-5th)	NCAA First Rd.
2016-17	Baylor	27-8 (12-6/t-2nd)	NCAA Sweet 16

YEAR-BY-YEAR AS ASSOCIATE HEAD COACH

Year	School	Record (Conf.)	Postseason
2017-18	Baylor	19-15 (8-10/t-6th)	NIT Second Rd.
2018-19	Baylor	20-14 (10-8/4th)	NCAA Second Rd.
2019-20	Baylor	26-4 (15-3/2nd)	Canceled%
2020-21	**Baylor**	**28-2 (14-1/1st)**	**NCAA Champions**
2021-22	**Baylor**	**27-7 (14-4/1st)**	**NCAA Second Rd.**
Totals (19 years)		**397-222 (.641)**	
Since 2007-08		**361-153 (.702)**	

YEAR-BY-YEAR AS A HEAD COACH

Year	School	Record (Conf.)	Postseason
2022-23	K-State	11-1 (0-0)	—

^Baylor did not play a non-conference schedule due to NCAA sanctions
%NCAA Tournament cancelled due to COVID-19

BY THE NUMBER

- 2021 NCAA Champions
- 2013 NIT Champions
- 2021, 2022 Big 12 Regular-Season Champions
- NCAA Tournaments [10 Appearances] [2008, 2010, 2012, 2014, 2015, 2016, 2017, 2019, 2021, 2022]
- NIT [3 Appearances] [2009, 2013, 2018]
- NCAA Final Four [2021]
- NCAA Elite Eight [2010, 2012, 2021]
- NCAA Sweet 16 [2010, 2012, 2014, 2017, 2021]
- 11 All-Americans [2 Consensus]
- 58 All-Big 12 Selections [9 on First Team]

RECORD BREAKDOWN

Overall: 13-1 *only 2013 games count toward official record*
First 4 wins came as an interim head coach at Baylor

- 1/5/13 - Baylor 86, Texas 79 [OT] [Waco, Texas]
- 1/8/13 - Baylor 82, at Texas Tech 48 [Lubbock, Texas]
- 11/28/20 - Baylor 112, Louisiana 82 [Las Vegas, Nev.]
- 11/29/20 - Baylor 86, Washington 52 [Las Vegas, Nev.]

Record at Baylor As Assistant Coach: 397-222 (.641)
Record at Baylor Since 2007-08: 361-153 (.702)
Record at Baylor As Associate Head Coach: 120-42 (.741)
Record in Big 12 Play As Assistant Coach: 168-155 (.520)
Record in Big 12 Play Since 2007-08: 156-103 (.602)
Record in Big 12 Play As Associate Head Coach: 61-26 (.701)
Record vs. K-State: [As Assistant Coach]: 18-16 (8-8 at Bramlage Coliseum)

2022-23 RESULTS

Overall Record: 11-1 (Home: 7-0 // Away: 1-1 // Neutral: 3-0)

Big 12 Record: 0-0 (Home: 0-0 // Away: 0-0)

Date	Rk	Opponent	W/L	Score	Record [Big 12]	High Scorer	High Rebounds	High Assists	High Steals	High Blocks	Attend.
Nov. 1	**—/—**	**[1]WASHBURN**	**W**	**76-49**	**—**	**Carter (13)**	**Tomlin (7)**	**Sills (7)**	**Carter (3)**	**Colbert (5)**	**6,800**
Nov. 7	**—/—**	**UTRGV**	**W**	**93-59**	**1-0**	**Nowell, Tomlin (14)**	**Tomlin (8)**	**Nowell (7)**	**Nowell (4)**	**Carter, Tomlin (1)**	**7,635**
Nov. 11	—/—	@California	W	63-54	2-0	Johnson (16)	Johnson (9)	Nowell (7)	Nowell (3)	Tomlin (2)	3,607
Nov. 17	**—/—**	**KANSAS CITY**	**W**	**69-53**	**3-0**	**Johnson (19)**	**Johnson, Tomlin (7)**	**Johnson, Nowell (6)**	**Nowell, Tomlin (3)**	**N'Guessan (1)**	**7,376**
Nov. 21	—/—	[2]vs. Rhode Island	W	77-57	4-0	Tomlin (15)	N'Guessan (7)	Nowell (12)	Sills (3)	Tomlin (5)	1,250
Nov. 22	—/—	[2]vs. Nevada	W	96-87 [OT]	5-0	Nowell (29)	Johnson (9)	Nowell (11)	Carter, Johnson (1)	N'Guessan (2)	1,200
Nov. 23	—/—	[2]vs. LSU	W	61-59	6-0	Nowell (18)	Carter (7)	Sills (5)	Six players (1)	Iyiola (1)	2,400
Nov. 30	—/—	[3]@Butler	L	64-76	6-1	Johnson (20)	Johnson (12)	Nowell (8)	Three players (2)	N'Guessan, Massoud (1)	7,660
Dec. 3	**—/—**	**WICHITA STATE**	**W**	**55-50**	**7-1**	**Johnson (17)**	**N'Guessan, Tomlin (6)**	**Nowell (7)**	**Nowell (3)**	**Tomlin (2)**	**8,957**
Dec. 6	**—/—**	**ABILENE CHRISTIAN**	**W**	**81-64**	**8-1**	**N'Guessan (23)**	**Tomlin (8)**	**Nowell (12)**	**Nowell (3)**	**N'Guessan (2)**	**7,136**
Dec. 11	**—/—**	**UIW**	**W**	**98-50**	**9-1**	**Johnson (18)**	**Tomlin (9)**	**Nowell (8)**	**Johnson (3)**	**—**	**7,042**
Dec. 17	**—/—**	**[4]NEBRASKA**	**W**	**71-56**	**10-1**	**Johnson (23)**	**Johnson (11)**	**Nowell (7)**	**Johnson (4)**	**Tomlin (2)**	**13,184**
Dec. 21	**—/—**	**RADFORD**	**W**	**73-65**	**11-1**	**Tomlin (26)**	**Tomlin (9)**	**Nowell (11)**	**Nowell, Sills (2)**	**Iyiola, Tomlin (2)**	**6,939**
Dec. 31	**—/—**	**WEST VIRGINIA***									
Jan. 3	—/—	@Texas*									
Jan. 7	—/—	@Baylor*									
Jan. 10	**—/—**	**OKLAHOMA STATE***									
Jan. 14	—/—	@TCU*									
Jan. 17	**—/—**	**KANSAS***									
Jan. 21	**—/—**	**TEXAS TECH***									
Jan. 24	—/—	@Iowa State*									
Jan. 28	**—/—**	**[5]FLORIDA**									
Jan. 31	—/—	@Kansas*									
Feb. 4	**—/—**	**TEXAS***									
Feb. 7	**—/—**	**TCU***									
Feb. 11	—/—	@Texas Tech*									
Feb. 14	—/—	@Oklahoma*									
Feb. 18	**—/—**	**IOWA STATE***									
Feb. 21	**—/—**	**BAYLOR***									
Feb. 25	—/—	@Oklahoma State*									
March 1	**—/—**	**OKLAHOMA***									
March 4	—/—	@West Virginia*									

1 – Exhibition *(Bramlage Coliseum, Manhattan, Kan.)*
2 – Cayman Islands Classic *(John Gray Gym, Grand Cayman, Cayman Islands)*
3 – BIG EAST/Big 12 Battle *(Hinkle Fieldhouse, Indianapolis, Ind.)*
4 – Wildcat Classic *(T-Mobile Center; Kansas City, Mo.)*
5 – SEC/Big 12 Challenge *(Bramlage Coliseum, Manhattan, Kan.)*
6 – Phillips 66 Big 12 Conference Tournament *(T-Mobile Center; Kansas City, Mo.)*
* – Big 12 Conference game

Attendance / Record Summary

▶ Overall

Site	G	W-L	Total	Avg.	High
Home	7	7-0	58,269	8,324	13,184 vs. Nebraska (12/17/22)
Away	2	1-1	11,267	5,634	7,660 at Butler (11/30/22)
Neutral	3	3-0	4,850	1,616	2,400 vs. LSU (11/23/22)
Total	12	11-1	74,386	6,199	13,184 vs. Nebraska (12/17/22)

▶ Big 12

Site	G	W-L	Total	Avg.	High
Home	0	—	—	—	—
Away	0	—	—	—	—
Neutral	0	—	—	—	—
Total	0	—	—	—	—

Win/Loss Margin

	1	2	3	4	5	6	7	8	9	10	11	12	13	14	15	16	17	18	19	20-24	25+
Wins (11)		1			1			1	2						1	1	1			1	2
Losses (1)												1									

Largest Leads / Deficits

▶ When Leading

Largest Margin of Victory	48 vs. UIW (12/11/22)
Largest Overall Lead	52 vs. UIW (12/11/22)
Largest Halftime Lead	26 vs. UTRGV (11/7/22)
Largest Lead in a Loss	3 at Butler (11/30/22)
Largest Halftime Lead in a Loss	—
Largest K-State Run	27 vs. UIW (12/11/22)

▶ When Trailing

Largest Margin of Defeat	12 vs. Butler (11/30/22)
Largest Overall Deficit	20 vs. Butler (11/30/22)
Largest Halftime Deficit	12 vs. Butler (11/30/22)
Largest Deficit Overcome in a Win	14 vs. Abilene Christian (12/6/22)
Largest Halftime Deficit in a Win	8 vs. LSU (11/23/22)
Largest Opponent Run	13, twice [California (11/11/22) and Butler (11/30/22)]

2022-23 SEASON BOX SCORE

Game Records

Record	Overall	Home	Away	Neutral
ALL GAMES	11-1	7-0	1-1	3-0
CONFERENCE	0-0	0-0	0-0	0-0
NON-CONFERENCE	11-1	7-0	1-1	3-0

Score by Periods

Team	1st	2nd	OT	TOT
Kansas St.	446	439	16	901
Opponents	363	360	7	730

Team Box Score

No.	Player				Total		3-Point		F-Throw		Rebounds											
		GP-GS	MIN	AVG	FG-FGA	FG%	3FG-3FGA	3FG%	FT-FTA	FT%	OFF	DEF	TOT	AVG	PF	DQ	A	TO	BLK	STL	PTS	AVG
11	JOHNSON, Keyontae	12-12	380:38	31.7	76-131	.580	17-37	.459	43-58	.741	26	56	82	6.8	25	0	28	35	2	17	212	17.7
1	NOWELL, Markquis	12-12	398:30	33.2	48-128	.375	21-63	.333	47-55	.855	3	33	36	3.0	15	0	100	32	1	24	164	13.7
35	TOMLIN, Nae'Qwan	12-12	333:28	27.8	53-111	.477	9-30	.300	25-33	.758	25	48	73	6.1	29	0	10	12	14	14	140	11.7
13	SILLS, Desi	12-0	328:21	27.4	42-92	.457	6-28	.214	18-24	.750	5	33	38	3.2	25	0	33	27	2	11	108	9.0
3	N'GUESSAN, David	12-11	278:02	23.2	38-56	.679	3-6	.500	14-30	.467	27	34	61	5.1	26	1	15	13	9	6	93	7.8
5	CARTER, Cam	12-12	318:07	26.5	29-77	.377	12-38	.316	9-12	.750	3	29	32	2.7	34	0	17	15	3	12	79	6.6
4	GREENE, Tykei	11-0	154:27	14.0	17-42	.405	5-19	.263	6-15	.400	12	10	22	2.0	15	0	5	6	1	5	45	4.1
25	MASSOUD, Ismael	8-0	91:10	11.4	10-26	.385	6-14	.429	2-2	1.000	6	4	10	1.3	8	0	3	4	2	2	28	3.5
23	IYIOLA, Abayomi	7-1	82:56	11.8	9-19	.474	0-0	.000	2-3	.667	5	12	17	2.4	12	0	2	9	3	2	20	2.9
24	FINISTER, Dorian	6-0	51:42	8.6	5-10	.500	2-2	1.000	0-0	.000	2	12	14	2.3	1	0	7	2	0	2	12	2.0
21	AWBREY, Nate	4-0	07:40	1.9	0-4	.000	0-0	.000	0-0	.000	0	0	0	0.0	0	0	1	1	0	0	0	0.0
	Team										19	22	41					7				
	Total	**12**	**2425**		**327-696**	**.470**	**81-237**	**.342**	**166-232**	**.716**	**133**	**293**	**426**	**35.5**	**190**	**1**	**221**	**163**	**37**	**95**	**901**	**75.1**
	Opponents	**12**	**2425**		**261-629**	**.415**	**67-215**	**.312**	**141-216**	**.653**	**108**	**264**	**372**	**31.0**	**213**	**4**	**135**	**203**	**40**	**72**	**730**	**60.8**

Team Statistics

	KSTATE	OPP
Scoring	**901**	**730**
Points per game	75.1	60.8
Scoring margin	+14.3	-
Field goals-att	**327-696**	**261-629**
Field goal pct	.470	.415
3 point fg-att	**81-237**	**67-215**
3-point FG pct	.342	.312
3-pt FG made per game	6.8	5.6
Free throws-att	**166-232**	**141-216**
Free throw pct	.716	.653
F-Throws made per game	13.8	11.8
Rebounds	**426**	**372**
Rebounds per game	35.5	31.0
Rebounding margin	+4.5	-
Assists	**221**	**135**
Assists per game	18.4	11.3
Turnovers	**163**	**203**
Turnovers per game	13.6	16.9
Turnover margin	+3.3	-
Assist/turnover ratio	1.4	0.7
Steals	**95**	**72**
Steals per game	7.9	6.0
Blocks	**37**	**40**
Blocks per game	3.1	3.3
Winning streak	**5**	**-**
Home win streak	7	-
Attendance	**58269**	**11267**
Home games-Avg/Game	7-8324	2-5634
Neutral site-Avg/Game	-	3-1617

Team Results

Date	Opponent		Score	Att.
11/07/2022	UTRGV	W	93-59	7635
11/11/2022	at California	W	63-54	3607
11/17/2022	Kansas City	W	69-53	7376
11/21/2022	vs Rhode Island	W	77-57	1250
11/22/2022	vs Nevada	Wot	96-87	1200
11/23/2022	vs LSU	W	61-59	2400
11/30/2022	at Butler	L	64-76	7660
12/03/2022	Wichita St.	W	55-50	8957
12/06/2022	Abilene Christian	W	81-64	7136
12/11/2022	UIW	W	98-50	7042
12/17/2022	Nebraska	W	71-56	13184
12/21/2022	Radford	W	73-65	6939

2022-23 GAME-BY-GAME STATISTICS

Opponent	W/L	1H	2H	OT	TOT	+/-	FGM-A	Pct.	3FM-A	Pct.	FTM-A	Pct.	OR	DR	TOT	+/-	A	TO	TO Mar	BLK	STL	PF
@KANSAS STATE	W	52	41	—	93	+34	30-66	45.5	12-27	44.4	21-29	72.4	14	26	40	+6	25	14	+11	2	9	20
UTRGV		26	33	—	59		20-51	39.2	4-15	26.7	15-22	68.2	8	26	34		9	26		2	5	22
KANSAS STATE	W	36	27	—	63	+9	21-57	36.8	5-19	26.3	16-18	88.9	12	23	35	0	9	15	+7	5	10	18
@California		21	33	—	54		19-47	40.4	5-18	27.8	11-19	57.9	9	26	35		9	22		6	6	20
@KANSAS STATE	W	41	28	—	69	+16	24-58	41.4	7-20	35.0	14-17	82.4	15	19	34	+1	18	14	+8	1	11	13
Kansas City		25	28	—	53		20-49	40.8	4-15	26.7	9-15	60.0	13	20	33		10	22		4	6	17
KANSAS STATE	W	44	33	—	77	+20	28-53	52.8	7-16	43.8	14-18	77.8	10	26	36	+4	20	21	-5	8	8	24
vs. Rhode Island		27	30	—	57		18-55	32.7	2-12	16.7	19-31	61.3	15	17	32		8	16		0	10	15
KANSAS STATE	W	36	44	16	96	+9	33-60	55.0	8-17	47.1	22-28	78.6	13	23	36	+14	21	15	-4	3	2	20
vs. Nevada		38	42	7	87		28-54	51.9	9-22	40.9	22-27	81.5	6	16	22		16	11		4	6	27
KANSAS STATE	W	33	28	—	61	+2	20-48	41.7	4-15	26.7	17-21	81.0	8	22	30	0	13	17	0	1	6	16
vs. LSU		41	18	—	59		23-53	43.4	6-19	31.6	7-14	50.0	9	21	30		10	17		3	9	22
KANSAS STATE	L	25	39	—	64	-12	29-63	46.0	4-20	20.0	2-3	66.7	9	18	27	-4	13	13	+1	2	8	15
@Butler		37	39	—	76		28-51	54.9	8-20	40.0	12-15	80.0	6	25	31		18	14		5	3	9
@KANSAS STATE	W	29	26	—	55	+5	19-53	35.8	4-20	20.0	13-21	69.1	7	26	33	-5	13	8	+8	4	8	14
Wichita State		32	18	—	50		19-49	38.8	4-20	20.0	8-13	61.5	8	30	38		5	16		5	5	17
@KANSAS STATE	W	35	46	—	81	+17	31-53	58.5	3-12	25.0	16-29	55.2	10	26	36	+10	23	12	+1	3	7	13
Abilene Christian		34	30	—	64		25-55	45.5	7-19	36.8	7-12	58.3	7	19	26		14	13		2	6	21
@KANSAS STATE	W	45	53	—	98	+48	39-66	59.1	12-26	46.2	8-14	57.1	10	28	38	+13	26	8	+12	0	11	9
UIW		28	22	—	50		19-50	38.0	7-14	50.0	5-8	62.5	5	20	25		14	20		2	3	12
@KANSAS STATE	W	39	32	—	71	+15	24-60	40.0	10-28	35.7	13-19	68.4	12	28	40	+1	20	14	+4	3	9	15
Nebraska		26	30	—	56		18-56	32.1	4-21	19.0	16-22	72.7	13	26	39		9	18		5	8	18
@KANSAS STATE	W	31	42	—	73	+8	29-59	49.2	5-17	29.4	10-15	66.7	13	28	41	+14	20	12	-4	5	6	14
Radford		28	37	—	65		24-59	40.7	7-20	35.0	10-18	55.6	9	18	27		13	8		2	5	14
@KANSAS STATE West Virginia																						
KANSAS STATE @Texas																						
KANSAS STATE @Baylor																						
@KANSAS STATE Oklahoma State																						
KANSAS STATE @TCU																						
@KANSAS STATE Kansas																						
@KANSAS STATE Texas Tech																						
KANSAS STATE @Iowa State																						
@KANSAS STATE Florida																						
KANSAS STATE @Kansas																						
@KANSAS STATE Texas																						
@KANSAS STATE TCU																						
@KANSAS STATE Texas Tech																						
KANSAS STATE @Oklahoma																						
@KANSAS STATE Iowa State																						
@KANSAS STATE Baylor																						
KANSAS STATE @Oklahoma State																						
@KANSAS STATE Oklahoma																						
KANSAS STATE @West Virginia																						

2022-23 SUPERLATIVES

Individual

Category	Kansas State	Opponent
Points Scored	29 - Markquis Nowell vs. Nevada (11/22/22)	22 - Manny Bates, Butler (11/30/22)
Field Goals	11 - Nae'Qwan Tomlin vs. Radford (12/21/22)	9 - Manny Bates, Butler (11/30/22)
Field Goals Attempted	20 - Markquis Nowell vs. Nevada (11/22/22)	15 - Justice Hill, LSU (11/23/22)
Highest FG Percentage (min. 5 made)	100.0 (5-of-5) - Abayomi Iyiola vs. UTRGV (11/7/22) 100.0 (9-of-9) - Keyontae Johnson at Butler (11/30/22) 100.0 (9-of-9) - David N'Guessan vs. Abilene Christian (12/6/22)	81.8 (9-of-11) - Manny Bates, Butler (11/30/22)
Highest FG Percentage (min. 10 made)	61.1 (11-of-18) - Nae'Qwan Tomlin vs. Radford (12/21/22)	—
3-Point Field Goals Made	4 - Cam Carter vs. Kansas City (11/17/22)	4 - Jarod Lucas, Nevada (11/22/22)
3-Point Field Goals Attempted	11 - Markquis Nowell vs. Nebraska (12/17/22)	9 - Jarod Lucas, Nevada (11/22/22)
3-Point Field Goal Percentage (min. 4 made)	57.1 (4-of-7) - Cam Carter vs. Kansas City (11/17/22)	44.4 (4-of-9) - Jarod Lucas, Nevada (11/22/22)
Free Throws	10 - Keyontae Johnson vs. Nevada (11/22/22)	9 - Kenan Blackshear, Nevada (11/22/22)
Free Throws Attempted	11 - Keyontae Johnson vs. Nevada (11/22/22) 11 - David N'Guessan vs. Abilene Christian (12/6/22)	10 - Adante Holiman, UTRGV (11/7/22) 10 - Shemarri Allen, Kansas City (11/17/22) 10 - Jarod Lucas, Nevada (11/22/22)
Free Throw Percentage (min. 5 made)	90.9 (10-of-11) - Keyontae Johnson vs. Nevada (11/22/22)	90.0 (9-of-10) - Kenan Blackshear, Nevada (11/22/22)
Offensive Rebounds	6 - Nae'Qwan Tomlin vs. Radford (12/21/22)	5 - Allen David Mukeba, Kansas City (11/17/22) 5 - KJ Williams, LSU (11/23/22) 5 - Juwan Gary, Nebraska (12/17/22)
Defensive Rebounds	8 - Keyontae Johnson at Butler (11/30/22)	8 - Manny Bates, Butler (11/30/22) 8 - Jaykwon Walton, Wichita State (12/3/22)
Total Rebounds	12 - Keyontae Johnson at Butler (11/30/22)	10 - KJ Williams, LSU (11/23/22) 10 - Manny Bates, Butler (11/30/22)
Assists	12 - Markquis Nowell vs. Rhode Island (11/21/22) 12 - Markquis Nowell vs. Abilene Christian (12/6/22)	10 - Kenan Blackshear, Nevada (11/22/22)
Blocked Shots	5 - Nae'Qwan Tomlin vs. Rhode Island (11/21/22)	3 - Manny Bates, Butler (11/30/22)
Steals	4 - Markquis Nowell vs. UTRGV (11/7/22) 4 - Keyontae Johnson vs. Nebraska (12/17/22)	4 - Shemarri Allen, Kansas City (11/17/22) 4 - Jalen Carey, Rhode Island (11/21/22) 4 - Trae Hannibal, LSU (11/23/22) 4 - Tobias Cameron, Abilene Christian (12/6/22) 4 - Juwan Gary, Nebraska (12/17/22)
Minutes Played	41 - Markquis Nowell vs. Nevada (11/22/22)	43 - Kenan Blackshear, Nevada (11/22/22)

Team

K-State High	K-State Low	Category	Opponent High	Opponent Low
98 vs. UIW (12/11/22)	55 vs. Wichita State (12/3/22)	**Points Scored**	87 by Nevada (11/22/22)	50 twice
39 vs. UIW (12/11/22)	19 vs. Wichita State (12/3/22)	**Field Goals**	28 twice	18 twice
66 twice	48 vs. LSU (11/23/22)	**Field Goals Attempted**	59 by Radford (12/21/22)	47 by California (11/11/22)
59.1 vs. UIW (12/11/22)	35.8 vs. Wichita State (12/3/22)	**FG Percentage**	54.9 by Butler (11/30/22)	32.1 by Nebraska (12/17/22)
12 twice	3 vs. Abilene Christian (12/6/22)	**3-Point Field Goals Made**	9 by Nevada (11/22/22)	2 by Rhode Island (11/21/22)
28 vs. Nebraska (12/17/22)	12 vs. Abilene Christian (12/6/22)	**3-Point Field Goals Attempted**	22 by Nevada (11/22/22)	12 by Rhode Island (11/21/22)
46.2 vs. UIW (12/11/22)	20.0 twice	**3-Point Field Goal Percentage**	50.0 by UIW (12/11/22)	16.7 by Rhode Island (11/21/22)
22 vs. Nevada (11/22/22)	2 at Butler (11/30/22)	**Free Throws**	22 by Nevada (11/22/22)	5 by UIW (12/11/22)
29 vs. UTRGV (11/7/22)	3 at Butler (11/30/22)	**Free Throws Attempted**	27 by Nevada (11/22/22)	8 by UIW (12/11/22)
88.9 at California (11/11/22)	55.2 vs. Abilene Christian (12/6/22)	**Free Throw Percentage**	81.5 by Nevada (11/22/22)	50.0 by LSU (11/23/22)
14 vs. UTRGV (11/7/22)	7 vs. Wichita State (12/3/22)	**Offensive Rebounds**	15 by Rhode Island (11/21/22)	5 by UIW (12/11/22)
28 3 times	18 at Butler (11/30/22)	**Defensive Rebounds**	30 by Wichita State (12/3/22)	16 by Nevada (11/22/22)
41 vs. Radford (12/21/22)	27 at Butler (11/30/22)	**Total Rebounds**	39 by Nebraska (12/17/22)	22 by Nevada (11/22/22)
24 vs. Rhode Island (11/21/22)	9 vs. UIW (12/11/22)	**Fouls**	27 by Nevada (11/22/22)	9 by Butler (11/30/22)
—	0 12 times	**Fouled Out**	3 by Nevada (11/22/22)	0 10 times
26 vs. UIW (12/11/22)	9 at California (11/11/22)	**Assists**	18 by Butler (11/30/22)	5 by Wichita State (12/3/22)
21 vs. Rhode Island (11/21/22)	8 twice	**Turnovers**	26 by UTRGV (11/7/22)	8 by Radford (12/21/22)
8 vs. Rhode Island (11/21/22)	0 vs. UIW (12/11/22)	**Blocked Shots**	6 by California (11/11/22)	0 by Rhode Island (11/21/22)
11 twice	2 vs Nevada (11/22/22)	**Steals**	10 by Rhode Island (11/21/22)	3 twice
52 vs. Abilene Christian (12/6/22)	22 vs. Nebraska (12/17/22)	**Points in Paint**	34 by Butler (11/30/22)	16 by UIW (12/11/22)
31 vs. UTRGV (11/7/22)	8 vs. Radford (12/21/22)	**Points off Turnovers**	18 by Radford (12/21/22)	6 by Butler (11/30/22)
16 vs. UTRGV (11/7/22)	1 vs. LSU (11/23/22)	**2nd Chance Points**	16 by Kansas City (11/17/22)	0 by UIW (12/11/22)
22 vs. Rhode Island (11/21/22)	2 vs. Wichita State (12/3/22)	**Fast Break Points**	19 by UTRGV (11/7/22)	2 twice
41 vs. UTRGV (11/7/22)	2 vs. Wichita State (12/3/22)	**Bench Points**	32 twice	3 by Butler (11/30/22)
52 vs. UTRGV (11/7/22)	25 at Butler (11/30/22)	**Points/1st Half**	41 by LSU (11/23/22)	21 by California (11/11/22)
58.1 vs. Rhode Island (11/21/22)	34.5 vs. Wichita State (12/3/22)	**FG Percentage/1st Half**	57.1 by Nevada (11/22/22)	29.2 by UTRGV (11/7/22)
53 vs. UIW (12/11/22)	26 vs. Wichita State (12/3/22)	**Points/2nd Half**	42 by Nevada (11/22/22)	18 twice
68.8 vs. UIW (12/11/22)	31.0 vs. Nebraska (12/17/22)	**FG Percentage/2nd Half**	60.9 by Butler (11/30/22)	25.9 by Wichita State (12/3/22)
16 vs. Nevada (11/22/22)	—	**Points/Overtime**	7 by Nevada (11/22/22)	—
83.3 vs. Nevada (11/22/22)	—	**FG Percentage/Overtime**	28.6 by Nevada (11/22/22)	—

2022-23 BIGGEST LEADS/TIME IN LEAD/SPECIALITY STATS

											Paint		Off TOs		2nd Ch		Fast Bk		Bench	
Date	Opponent	W/L	Score	KS Big Lead	Opp Big Lead	Ties	LC	KS in Lead	Opp in Lead	Tied	KS	Opp	KS	Opp	KS	Opp	KS	Opp	KS	Opp
Nov. 7	**UTRGV**	**W**	**93-59**	**36**	**—**	**—**	**—**	**39:29**	**—**	**0:31**	**32**	**32**	**31**	**9**	**16**	**9**	**15**	**19**	**41**	**19**
Nov. 11	@California	W	63-54	20	3	6	4	34:43	0:48	4:29	32	24	19	15	9	6	5	10	17	10
Nov. 17	**KANSAS CITY**	**W**	**69-53**	**20**	**2**	**1**	**1**	**35:52**	**0:22**	**3:46**	**32**	**22**	**26**	**11**	**12**	**16**	**12**	**5**	**16**	**7**
Nov. 21	vs. Rhode Island	W	77-57	24	—	1	—	38:41	—	1:19	38	28	21	14	10	8	22	8	20	32
Nov. 22	vs. Nevada	W	96-87 [OT]	10	7	16	10	20:50	14:30	9:40	44	30	14	17	16	9	4	6	16	11
Nov. 23	vs. LSU	W	61-59	3	12	4	8	5:22	30:45	3:53	28	28	16	13	1	9	10	3	19	10
Nov. 30	@Butler	L	64-76	3	20	1	3	0:57	38:47	0:56	48	34	12	6	10	7	12	11	21	3
Dec. 3	**WICHITA STATE**	**W**	**55-50**	**6**	**7**	**4**	**6**	**6:53**	**30:04**	**3:03**	**26**	**18**	**17**	**9**	**9**	**2**	**2**	**6**	**2**	**12**
Dec. 6	**ABILENE CHRISTIAN**	**W**	**81-64**	**17**	**14**	**1**	**6**	**22:22**	**16:57**	**0:41**	**52**	**30**	**23**	**16**	**14**	**9**	**14**	**2**	**12**	**28**
Dec. 11	**UIW**	**W**	**98-50**	**52**	**—**	**—**	**—**	**39:39**	**—**	**0:21**	**48**	**16**	**28**	**10**	**13**	**0**	**16**	**4**	**33**	**16**
Dec. 17	**NEBRASKA**	**W**	**71-56**	**19**	**2**	**0**	**1**	**38:40**	**0:28**	**0:42**	**22**	**28**	**19**	**13**	**13**	**13**	**4**	**9**	**7**	**27**
Dec. 21	**RADFORD**	**W**	**73-65**	**17**	**5**	**2**	**11**	**30:46**	**8:40**	**0:34**	**46**	**26**	**8**	**18**	**9**	**6**	**12**	**2**	**12**	**32**
Dec. 31	**WEST VIRGINIA***																			
Jan. 3	@Texas*																			
Jan. 7	@Baylor*																			
Jan. 10	**OKLAHOMA STATE***																			
Jan. 14	@TCU*																			
Jan. 17	**KANSAS***																			
Jan. 21	**TEXAS TECH***																			
Jan. 24	@Iowa State*																			
Jan. 28	**FLORIDA**																			
Jan. 31	@Kansas*																			
Feb. 4	**TEXAS***																			
Feb. 7	**TCU***																			
Feb. 11	@Texas Tech*																			
Feb. 14	@Oklahoma*																			
Feb. 18	**IOWA STATE***																			
Feb. 21	**BAYLOR***																			
Feb. 25	@Oklahoma State*																			
March 1	**OKLAHOMA***																			
March 4	@West Virginia*																			

2022-23 INDIVIDUAL POINTS-REBOUNDS-ASSISTS

		1	3	4	5	11	12	13	15	20	21	23	24	25	35	43
Date	Opponent	Nowell	N'Guessan	Greene	Carter	Johnson	Thomas	Sills	Manning	Colbert	Awbrey	Iyiola	Finister	Massoud	Tomlin	Ackerman
Nov. 7	**UTRGV**	**14-0-7**	**5-6-2**	**9-2-3**	**6-3-3**	**13-2-4**	**—**	**10-5-3**	**—**	**—**	**0-0-1**	**12-5-0**	**0-3-2**	**10-3-0**	**14-8-0**	**—**
Nov. 11	@California	13-3-7	2-3-0	8-3-0	4-3-0	16-9-1	—	4-6-0	—	—	—	2-2-1	—	3-2-0	11-2-0	—
Nov. 17	**KANSAS CITY**	**9-0-6**	**3-6-0**	**2-0-0**	**16-3-0**	**19-7-6**	**—**	**11-2-5**	**—**	**—**	**—**	**0-3-0**	**0-0-0**	**—**	**9-7-1**	**—**
Nov. 21	vs. Rhode Island	9-5-12	12-7-1	7-3-1	7-1-2	14-5-1	—	6-1-1	—	—	0-0-0	0-0-0	2-2-1	5-1-0	15-6-1	—
Nov. 22	vs. Nevada	29-2-11	8-8-2	2-1-1	6-1-1	28-9-1	—	7-4-3	—	—	—	2-0-1	—	5-2-0	9-4-1	—
Nov. 23	vs. LSU	18-4-4	2-1-1	1-1-0	6-7-6	16-4-0	—	16-1-5	—	—	—	2-4-0	—	0-0-0	0-3-2	—
Nov. 30	@Butler	13-1-8	8-2-1	2-2-0	2-2-0	20-12-1	—	17-3-1	—	—	—	—	0-0-0	2-0-2	0-4-0	—
Dec. 3	**WICHITA STATE**	**11-5-7**	**8-6-1**	**2-1-0**	**3-3-0**	**17-5-1**	**—**	**0-3-4**	**—**	**—**	**—**	**—**	**0-1-0**	**—**	**14-6-0**	**—**
Dec. 6	**ABILENE CHRISTIAN**	**15-6-12**	**23-5-1**	**4-2-0**	**7-2-3**	**12-7-3**	**—**	**8-2-3**	**—**	**—**	**0-0-0**	**—**	**—**	**—**	**12-8-1**	**—**
Dec. 11	**UIW**	**10-5-8**	**12-2-1**	**6-5-0**	**10-0-3**	**18-4-5**	**—**	**14-3-4**	**—**	**—**	**0-0-0**	**—**	**10-7-4**	**3-2-0**	**15-9-1**	**—**
Dec. 17	**NEBRASKA**	**13-1-7**	**3-8-3**	**2-2-0**	**10-2-2**	**23-11-2**	**—**	**5-4-4**	**—**	**—**	**—**	**—**	**—**	**—**	**15-7-2**	**—**
Dec. 21	**RADFORD**	**10-4-11**	**7-7-2**	**—**	**2-5-2**	**16-7-3**	**—**	**10-4-0**	**—**	**—**	**—**	**2-3-0**	**—**	**0-0-1**	**26-9-1**	**—**
Dec. 31	**WEST VIRGINIA***															
Jan. 3	@Texas*															
Jan. 7	@Baylor*															
Jan. 10	**OKLAHOMA STATE***															
Jan. 14	@TCU*															
Jan. 17	**KANSAS***															
Jan. 21	**TEXAS TECH***															
Jan. 24	@Iowa State*															
Jan. 28	**FLORIDA**															
Jan. 31	@Kansas*															
Feb. 4	**TEXAS***															
Feb. 7	**TCU***															
Feb. 11	@Texas Tech*															
Feb. 14	@Oklahoma*															
Feb. 18	**IOWA STATE***															
Feb. 21	**BAYLOR***															
Feb. 25	@Oklahoma State*															
March 1	**OKLAHOMA***															
March 4	@West Virginia*															

2021-22 MISCELLANEOUS SEASON/CAREER STATS

#	PLAYER	Leading Scorer 22-23	Leading Scorer Career	Leading Rebounder 22-23	Leading Rebounder Career	Assists Leader 22-23	Assists Leader Career	Total Dunks 22-23	Total Dunks Career	10+ Points 22-23	10+ Points Career	20+ Points 22-23	20+ Points Career	30+ Points 22-23	30+ Points Career	10+ Rebounds 22-23	10+ Rebounds Career	10+ Assists 22-23	10+ Assists Career	D-D (Pts/Rebs) 22-23	D-D (Pts/Rebs) Career	D-D (Pts/Asts) 22-23	D-D (Pts/Asts) Career
1	NOWELL, Markquis	3	12	—	3	11	31	—	—	10	76	1	20	—	3	—	—	4	12	—	—	3	11
3	N'GUESSAN, David	1	1	2	2	—	—	5	5	3	7	1	1	—	—	—	—	—	—	—	—	—	—
4	GREENE, Tykei	—	—	—	—	—	—	4	4	—	54	—	10	—	—	—	17	—	—	—	14	—	—
5	CARTER, Cam	—	1	1	1	—	—	3	3	3	5	—	—	—	—	—	—	—	—	—	—	—	—
11	JOHNSON, Keyontae	6	6	5	5	—	—	7	7	12	50	3	11	—	—	2	17	—	—	2	15	—	—
12	THOMAS, Anthony	—	—	—	—	—	—	—	—	—	7	—	2	—	—	—	—	—	—	—	—	—	—
13	SILLS, Desi	—	—	—	—	1	1	3	3	9	56	—	8	—	—	—	1	—	—	—	1	—	—
15	MANNING, Taj	—	—	—	—	—	—	—	—	—	—	—	—	—	—	—	—	—	—	—	—	—	—
20	COLBERT, Jerrell	—	—	—	—	—	—	—	—	—	—	—	—	—	—	—	—	—	—	—	—	—	—
21	AWBREY, Nate	—	—	—	—	—	—	—	—	—	—	—	—	—	—	—	—	—	—	—	—	—	—
23	IYIOLA, Abayomi	—	—	—	—	—	—	—	—	1	40	—	3	—	—	—	23	—	—	—	16	—	—
24	FINISTER, Dorian	—	—	—	—	—	—	—	—	1	1	—	—	—	—	—	—	—	—	—	—	—	—
25	MASSOUD, Ish	—	1	—	1	—	—	—	6	1	23	—	1	—	1	—	—	—	—	—	—	—	—
35	TOMLIN, Nae'Qwan	3	3	6	6	—	—	22	22	8	8	1	1	—	—	—	—	—	—	—	—	—	—
43	ACKERMAN, Peyton	—	—	—	—	—	—	—	—	—	—	—	—	—	—	—	—	—	—	—	—	—	—

+/- CHART	SEASON
Markquis Nowell	+176
Nae'Qwan Tomlin	+142
Keyontae Johnson	+137
Cam Carter	+118
David N'Guessan	+85
Desi Sills	+64
Tykei Greene	+49
Abayomi Iyiola	+35
Dorian Finister	+25
Ish Massoud	+16
Nate Awbrey	-3

FTs in LAST 5 MINUTES	SEASON	CAREER
Markquis Nowell	14-15	47-54
Keyontae Johnson	8-10	8-10
Desi Sills	5-7	5-7
Cam Carter	4-4	4-4
Nae'Qwan Tomlin	3-4	3-4
David N'Guessan	0-5	0-5
Ish Massoud	—	12-14

CHARGES DRAWN	SEASON	CAREER
Keyontae Johnson	8	8
David N'Guessan	7	7
Desi Sills	5	5
Cam Carter	4	4
Markquis Nowell	3	4
Abayomi Iyiola	3	3
Tykei Greene	2	2
Ish Massoud	2	2
Dorian Finister	1	1
Nae'Qwan Tomlin	1	1

STARTING LINEUP	SEASON	CAREER
Nowell, Carter, Johnson, Tomlin, N'Guessan	10-1	10-1
Nowell, Carter, Johnson, Tomlin, Iyiola	1-0	1-0

GAMES MISSED	
Jerrell Colbert	Redshirt
Taj Manning	Redshirt
Anthony Thomas	Redshirt
Abayomi Iyiola	5
Ish Massoud	3

TOP SCORING PERFORMANCES

29, Markquis Nowell vs. Nevada (11/22/22)
28, Keyontae Johnson vs. Nevada (11/22/22)
26, Nae'Qwan Tomlin vs. Radford (12/21/22)
23, David N'Guessan vs. Abilene Christian (12/6/22)
23, Keyontae Johnson vs. Nebraska (12/17/22)
20, Keyontae Johnson at Butler (11/30/22)
19, Keyontae Johnson vs. Kansas City (11/17/22)
18, Markquis Nowell vs. LSU (11/23/22)
18, Keyontae Johnson vs. UIW (12/11/22)

TOP REBOUNDING PERFORMANCES

12, Keyontae Johnson at Butler (11/30/22)
11, Keyontae Johnson vs. Nebraska (12/17/22)
9, Keyontae Johnson twice
9, Nae'Qwan Tomlin twice
8, Nae'Qwan Tomlin twice
8, David N'Guessan vs. Nevada (11/22/22)

TOP ASSIST PERFORMANCES

12, Markquis Nowell vs. Rhode Island (11/21/22)
11, Markquis Nowell vs. Nevada (11/22/22)
11, Markquis Nowell vs. Radford (12/21/22)
8, Markquis Nowell twice
7, Markquis Nowell 4 times

TOP 3-POINT FG PERFORMANCES

4, Cam Carter vs. Kansas City (11/17/22)
3, Keyontae Johnson vs. UTRGV (11/7/22)
3, Markquis Nowell twice
3, Keyontae Johnson vs. UIW (12/11/22)

TOP STEAL PERFORMANCES

4, Markquis Nowell vs. UTRGV (11/7/22)
4, Keyontae Johnson vs. Nebraska (12/17/22)
3, Markquis Nowell 4 times
3, Nae'Qwan Tomlin vs. Kansas City (11/17/22)
3, Desi Sills vs. Rhode Island (11/21/22)
3, Keyontae Johnson vs. UIW (12/11/22)

TOP BLOCK PERFORMANCES

5, Nae'Qwan Tomlin vs. Rhode Island (11/21/22)
2, David N'Guessan twice
2, Nae'Qwan Tomlin 4 times

THE LAST TIME K-STATE...

Team

K-State was ranked No. 1 in AP Top 25: March 14, 1959
K-State was ranked in AP Top 25: No. 18 (March 18, 2019 // Final)
K-State was ranked in USA Today Coaches Poll: No. 19 (April 9, 2019 // Final)
Played AP No. 1-ranked opponent: Lost vs. Baylor, 77-68 (Jan. 14, 2017)
Defeated AP No. 1-ranked opponent: Oklahoma, 80-69 (Feb. 6, 2016)
Defeated AP No. 1-ranked opponent on road: Kansas, 68-64 (Jan. 17, 1994)
Played AP No. 2-ranked opponent: Lost to Baylor, 74-68 (March 11, 2021)
Defeated opponent ranked 3-10 by AP: No. 7 Oklahoma, 62-57 (Feb. 23, 2021)
Defeated opponent ranked 3-10 by AP on the road: No. 2 Baylor, 56-54 (Feb. 4, 2017)
Defeated opponent ranked 11-15 by AP: No. 12 West Virginia, 84-68 (Jan. 18, 2020)
Defeated AP Top 25 opponent at home: No. 19 Texas Tech, 62-51 (Jan. 15, 2022)
Defeated AP Top 25 opponent on the road: No. 23 Texas, 66-65 (Jan. 18, 2022)
Defeated consecutive AP Top 25 opponents on the road:
No. 20 Iowa State, 58-57 (Jan. 12, 2019) and No. 20 Oklahoma, 74-61 (Jan. 16, 2019)
Defeated AP Top 25 opponent at neutral site: No. 18 Kentucky, 61-58 (March 22, 2018)

Scoring

Scored 20 or more points: 26 by Nae'Qwan Tomlin vs. Radford (Dec. 21, 2022)
Reserve scored 20 or more points: 23 by Antonio Gordon vs. Baylor (Dec. 19, 2020)
Freshman scored 20 or more points: 23 by Nijel Pack vs. TCU (March 10, 2021)
Scored 30 or more points: 32 by Nijel Pack vs. Iowa State (Feb. 26, 2022)
Freshman scored 30 or more points: 34 by Marcus Foster vs. Texas (Feb. 8, 2014)
Scored 35 or more points: 35 by Nijel Pack vs. Kansas (Jan. 22, 2022)
Scored 40 or more points: 44 by Denis Clemente at Texas (Jan. 31, 2009)
Scored 50 or more points: 62 by Askia Jones vs. Fresno State (March 24, 1994) *school record*
Two or more Wildcats scored 30 or more points in same game:
Michael Beasley (44) and Bill Walker (31) at Baylor (Feb. 23, 2008)
Two or more Wildcats scored 25 or more points in same game:
Markquis Nowell (29) and Keyontae Johnson (28) vs. Nevada (Nov. 22, 2022)
Two or more Wildcats scored 20 or more points in same game:
Markquis Nowell (29) and Keyontae Johnson (28) vs. Nevada (Nov. 22, 2022)
Three or more Wildcats scored 20 or more points in same game:
Dean Wade (34), Kamau Stokes (23) and Barry Brown, Jr., (21) at Iowa State (Dec. 29, 2017)
Scored 20 points in one half: 20 (1st) by Nijel Pack vs. Iowa State (Feb. 26, 2022)
Scored 20 points/two straight games:
Nijel Pack (2), 22 vs. Oklahoma State (Feb. 2, 2022) and 20 at TCU (Feb. 5, 2022)
Scored 20 points/three straight games:
Nijel Pack (3), 22 vs. Oklahoma State (Feb. 2, 2022), 20 at TCU (Feb. 5, 2022) and 31 vs. Baylor (Feb. 9, 2022)
Scored 30 points/two straight games:
Michael Beasley, 30 vs. George Mason (Nov. 22, 2007) and 30 vs. UCF (Nov. 23, 2007)
No Wildcat scored in double figures: at Nebraska (Jan. 26, 1983)
One Wildcat scored in double figures: DaJuan Gordon (12) vs. Kansas (Feb. 17, 2021)
Four Wildcats scored in double figures: Nae'Qwan Tomlin (26), Keyontae Johnson (16), Markquis Nowell (10), Desi Sills (10) vs. Radford (Dec. 21, 2022)
Five Wildcats scored in double figures: Keyontae Johnson (18), Nae'Qwan Tomlin (15), Desi Sills (14), David N'Guessan (12), Cam Carter (10), Dorian Finister (10) and Markquis Nowell (10) vs. UIW (Dec. 11, 2022)
Six Wildcats scored in double figures: Keyontae Johnson (18), Nae'Qwan Tomlin (15), Desi Sills (14), David N'Guessan (12), Cam Carter (10), Dorian Finister (10) and Markquis Nowell (10) vs. UIW (Dec. 11, 2022)
Seven Wildcats scored in double figures: Keyontae Johnson (18), Nae'Qwan Tomlin (15), Desi Sills (14), David N'Guessan (12), Cam Carter (10), Dorian Finister (10) and Markquis Nowell (10) vs. UIW (Dec. 11, 2022)
All five Wildcat starters scored in double figures: Keyontae Johnson (18), Nae'Qwan Tomlin (15), David N'Guessan (12), Cam Carter (10) and Markquis Nowell (10) vs. UIW (Dec. 11, 2022)
K-State scored 70 or more points: 73 vs. Radford (Dec. 21, 2022)
K-State scored 80 or more points: 98 vs. UIW (Dec. 11, 2022)
K-State scored 90 or more points: 98 vs. UIW (Dec. 11, 2022)
K-State scored 100 or more points: 100 vs. North Florida (Dec. 31, 2010)

Field Goal Shooting

Made 10 or more field goals: 11 by Nae'Qwan Tomlin vs. Radford (Dec. 21, 2022)
Made 15 or more field goals: 15 by Michael Beasley vs. Nebraska (Feb. 6, 2008)
100 percent from the field (min. 10 att): 100.0% (11-11) by Eddie Elder vs. Colorado (Feb. 23, 1985)
100 percent from the field (min. 5 att): 100% (9-9) by David N'Guessan vs. Abilene Christian (Dec. 6, 2022)
K-State connected on 50 percent or better: 59.1% (39-66) vs. UIW (Dec. 11, 2022)
K-State connected on 50 percent or better in both halves:
50.0% (17-34)/1st half and 68.8% (22-32)/2nd half vs. UIW (Dec. 11, 2022)
K-State connected on 60 percent or better: 60.3% (35-58) vs. North Dakota (Nov. 28, 2021)
K-State connected on 60 percent or better in both halves:
62.5% (15-24)/1st half and 69.6% (16-23)/2nd half vs. Wake Forest (March 14, 2017)
K-State connected on 70 percent or better: 70% (42-60) vs. Southern Colorado (Nov. 30, 1985)
K-State made 30 or more field goals: 33 vs. UIW (Dec. 11, 2022)
K-State made 40 or more field goals: 41 vs. Missouri (Jan. 3, 1998)
K-State made 45 or more field goals: 49 vs. Morgan State (Jan. 5, 1985) *school record*
K-State made 50 or more field goals: *Never been done in recorded school history*
K-State attempted 60 or more field goals: 60 vs. Nebraska (Dec. 17, 2022)
K-State attempted 70 or more field goals: 70 at Oklahoma State (Feb. 19, 2022)
K-State attempted 80 or more field goals: 88 vs. South Dakota (Jan. 3, 2010)
K-State attempted 90 or more field goals: 94 vs. Houston (March 14, 1970)
K-State attempted 100 or more field goals: 103 vs. Cal State Fullerton (Dec. 2, 1967)

3-Point Field Goal Shooting

Made 5 or more 3-point field goals: 6 by Nijel Pack vs. Iowa State (Feb. 26, 2022)
Made 10 or more 3-point field goals: 14 by Askia Jones vs. Fresno State (March 24, 1994) *school record*
100 percent from the field (min. 6 att): 100.0% (6-6) by Denis Clemente at Texas (Jan. 31, 2009)
K-State connected on 50 percent or better (min. 10 att): 52.4% (11-21) vs. Green Bay (Dec. 12, 2021)
K-State connected on 60 percent or better (min. 10 att): 71.4% (10-14) vs. Western Illinois (Nov. 11, 2016)
K-State connected on 70 percent or better (min. 10 att): 71.4% (10-14) vs. Western Illinois (Nov. 11, 2016)
K-State connected on 80 percent or better (min. 10 att): 80.0% (8-10) vs. Coastal Carolina (Dec. 6, 1997)
K-State made 10 or more 3-point field goals: 10 vs. Nebraska (Dec. 17, 2022)
K-State made 15 or more 3-point field goals: 16 at Oklahoma State (Feb. 2, 2019) *most in a conference game*
K-State made 20 or more 3-point field goals: 23 vs. Fresno State (March 24, 1994) *school record*
K-State attempted 30 or more 3-point field goals: 30 vs. West Virginia (March 9, 2022)
K-State attempted 35 or more 3-point field goals: 36 at Ole Miss (Jan. 29, 2022)

Double-Double / Triple-Double

Had a Triple-Double: *Never happened in recorded school history*
Had a 20/20 Double-Double (Pts/Rebs): Michael Beasley (28 pts, 22 rebs) vs. Western Illinois (Nov. 17, 2007)
Had a 20/10 Double-Double (Pts/Rebs): Keyontae Johnson (23 pts, 11 rebs) vs. Nebraska (Dec. 17, 2022)
Had a Double-Double (Pts/Rebs): Mark Smith (15 pts, 10 rebs) at Oklahoma State (Feb. 19, 2022)
Had a Double-Double (Pts/Asts): Markquis Nowell (10 pts, 11 asts) vs. Radford (Dec. 21, 2022)
Had a Double-Double (Rebs/Asts): *Never happened in recorded school history*
Had a Double-Double (Pts/Rebs) in a Half: Mark Smith (18 pts, 10 rebs [2nd]) at Ole Miss (Jan. 29, 2022)
Had a Double-Double in Consecutive Games:
Mark Smith (17 pts, 10 rebs vs. West Virginia; Feb, 14, 2022) and (15 pts, 10 rebs at Oklahoma State; Feb. 19, 2022)
Two Players with Double-Doubles in Same Game:
Selton Miguel (12 pts, 10 rebs) and Mark Smith (14 pts, 10 rebs) vs. UAlbany (Dec. 1, 2021)

Free Throw Shooting

Made 10 or more free throws: 10 by Keyontae Johnson vs. Nevada (Nov. 22, 2022)
Made 15 or more free throws: 15 by Jacob Pullen vs. Kansas (Feb. 14, 2011)
Perfect at the FT line (min. 10 att): 11-11 by DaJuan Gordon at Iowa State (Dec. 15, 2020)
Perfect at the FT line: 17-17 by Steve Henson at Iowa State (Feb. 24, 1988) *school record*
K-State connected on 80 percent or better (min. 15 att.): 81.0% (17-21) vs. LSU (Nov. 23, 2022)
K-State connected on 90 percent or better (min. 15 att.): 93.8% (15-16) at Iowa State (Jan. 20, 2015)
K-State connected on 100 percent or better (min. 15 att.): 100% (16-16) vs. Nebraska (Jan. 26, 1980)
K-State made 20 or more free throws: 22 vs. Nevada (Nov. 22, 2022)
K-State made 30 or more free throws: 31 vs. West Virginia (Feb. 14, 2022)
K-State made 40 or more free throws: 41 vs. Oklahoma (Dec. 29, 1958)
K-State attempted 30 or more free throws: 33 vs. Iowa State (Feb. 26, 2022)
K-State attempted 40 or more free throws: 40 at West Virginia (Feb. 11, 2017)
K-State attempted 50 or more free throws: 54 at Colorado (Jan. 16, 2010)
K-State attempted 55 or more free throws: 56 vs. Purdue (Dec. 1, 1958) *school record*

Rebounds

Had 10 or more rebounds: 11 by Keyontae Johnson vs. Nebraska (Dec. 17, 2022)
Had 15 or more rebounds: 16 by Mark Smith at Ole Miss (Jan. 29, 2022)
Had 20 or more rebounds: 22 by Michael Beasley vs. Western Illinois (Nov. 17, 2007)
Had 10 or more rebounds in consecutive games:
Mark Smith (10 vs. West Virginia; Feb. 14, 2022) and (10 at Oklahoma State (Feb. 19, 2022)
Multiple players had 10 or more rebounds:
Selton Miguel (10 rebs) and Mark Smith (10 rebs) vs. UAlbany (Dec. 1, 2021)
K-State had 20 or more offensive rebounds: 22 at Alabama (Jan. 25, 2020)
K-State had 30 or more defensive rebounds: 34 at Nebraska (Dec. 19, 2021)
K-State had 40 or more rebounds: 41 vs. Radford (Dec. 21, 2022)
K-State had 50 or more rebounds: 52 vs. Central Arkansas (Dec. 1, 2013)
K-State had 60 or more rebounds: 61 at Oregon State (Dec. 6, 2003)

Assists

Had 10 or more assists: 11 by Markquis Nowell vs. Radford (Dec. 21, 2022)
Had 15 or more assists: 16 by Keith Frazier vs. Central Missouri (Dec. 18, 1976) *school record*
K-State had 20 or more assists: 20 vs. Radford (Dec. 21, 2022)
K-State had 30 or more assists: 30 vs. Gardner-Webb (Dec. 14, 2008)

Blocked Shots

Had 5 or more blocked shots: 5 by Nae'Qwan Tomlin vs. Rhode Island (11/21/22)
Had 10 or more blocked shots: *Never happened in recorded school history*
K-State had 5 or more blocked shots: 5 vs. Radford (Dec. 21, 2022)
K-State had 10 or more blocked shots: 11 vs. North Florida (Dec. 11, 2011)

Steals

Had 5 or more steals: 5 by Markquis Nowell vs. Texas Tech (Jan. 15, 2022)
Had 10 or more steals: *Never happened in recorded school history*
K-State had 10 or more steals: 11 vs. UIW (Dec. 11, 2022)
K-State had 15 or more steals: 17 vs. Monmouth (Nov. 13, 2019)

THE LAST TIME K-STATE...

Turnovers

K-State had 3 or fewer turnovers: 3 vs. SIU-Edwardsville (Dec. 14, 1978) *school record*
K-State had 5 or fewer turnovers: 5 at Ole Miss (Jan. 29, 2022)
Opponent committed 15 or more turnovers: 18 by Nebraska (Dec. 17, 2022)
Opponent committed 20 or more turnovers: 20 by UIW (Dec. 11, 2022)

Overtime

Played an Overtime Game: vs. Nevada, 96-87 (Nov. 23, 2022)
Played an Overtime Game at home: Lost vs. TCU, 86-80 (Feb. 1, 2017)
Played a 2-Overtime Game: Lost at No. 13 Baylor, 79-72 (Jan. 20, 2016)
Played a 3-Overtime Game: Lost at Oregon State, 87-72 (Dec. 6, 2003)
Played a 4-Overtime Game: Lost at Missouri State, 82-80 (Dec. 8, 1987)
Played in Consecutive OT Games:
(2) Won vs. No. 7 Kansas, 85-82 (Feb. 10, 2014) and Lost at Baylor, 87-73 (Feb. 15, 2014)

Winning Streaks

K-State won consecutive games: vs. Nebraska (Dec. 17, 2022) and Radford (Dec. 21, 2022)
K-State had a 5 or more game winning streak: 5, Dec. 3-present
(longest since winning 6, Nov. 9-24, 2018 and Nov. 7-23, 2022)
K-State had a 10 or more game winning streak: 10, Nov. 24, 2013 to Jan. 7, 2014
K-State had a 15 or more game winning streak: 21, Dec. 19, 1958 to March 13, 1959
K-State had a 20 or more game winning streak: 21, Dec. 19, 1958 to March 13, 1959

Miscellaneous

Hit a Buzzer Beater: vs. LSU 61-59 (Nov. 23, 2022) [Keyontae Johnson jumper at :04.7]
Won after trailing by at least 10 points in second half: 11 vs. LSU (Nov. 23, 2022)
(down 46-35, 17:27 remaining - won 61-59)
Won after trailing by at least 15 points in second half: 15 at Iowa State (Feb. 12, 2022)
(down 45-30, 18:59 remaining - won 75-69 in overtime)

2022-23 BOXSCORES/RECAPS

01 UTRGV

Nov. 7, 2022 | Manhattan, Kan. / Bramlage Coliseum

UTRGV	26	33	—	59
K-STATE	52	41	—	93

▶ K-State ushered in the **Jerome Tang** era with an emphatic 93-59 victory over UTRGV on Nov. 7 before an energetic crowd of 7,635 fans at Bramlage Coliseum, as six Wildcats scored in double figures en route to helping the team post their most points in an opener since 2014.

▶ Fifth-year senior **Markquis Nowell** and junior **Nae'Qwan Tomlin** each had 14 points to lead the Wildcats (1-0), while fifth-year senior **Keyontae Johnson** scored 13 points in his triumphant return to college basketball after a near 2-year absence from medical emergency on Dec. 12, 2020. He connected on 4-of-8 field goals, including 3-of-5 from 3-point range, and added 4 assists and 2 rebounds in a team-high 26 minutes of action.

▶ Another fifth year **Abayomi "Baybe" Iyiola** posted 12 points and 5 rebounds off the bench, while senior **Desi Sills** and junior **Ismael (Ish) Massoud** each added 10 points. It marked the first time since a victory over Colorado State on Dec. 17, 2016, that six Wildcats scored in double figures.

▶ The 93 points were the most by a K-State team in an opener since scoring 98 against Southern Utah on Nov. 14, 2014, while they are fourth-most in a season opener in the last 25 seasons.

▶ K-State was electric on both ends of the court to start the game, jumping out to a 15-3 lead behind 3-pointers from Nowell, Massoud and Johnson. The lead ballooned to as many as 30, as the Wildcats capped off their 52-point opening half with a 3-pointer from senior **Tykei Greene**. The team hit on 51.5 percent (17-of-33) in the first half, including 56.3 percent (9-of-16) from beyond the arc.

▶ The lead grew to as many as 36 in the second half after Johnson knocked down a pair of free throws with just over 5 minutes to play.

▶ For the game, K-State hit on 45.5 percent (30-of-66), including 44.4 percent (12-of-27) from 3-point range, and made 72 percent (21-of-29) of its free throws. The Wildcats had assists on 25 of their 30 made baskets. On defense, the team held UTRGV (0-1) to 39.2 percent (20-of-51) shooting, including 29.2 percent (7-of-24) in the first half. The Wildcats scored 31 points off 26 turnovers.

▶ With the win, K-State moved to 93-26 all-time in season openers dating back to 1903, including a 29-3 mark at Bramlage Coliseum.

UTRGV (0-1)

No.	Name		PTS	FG	3FG	FT	O	D	R	PF	A	TO	S	B	MIN
10	ZDOR, Dima	F	6	3-7	0-2	0-0	1	2	3	2	1	2	0	1	24
15	WILLIAMS, Daylen	F	9	3-4	0-1	3-3	2	6	8	0	2	2	2	0	27
01	JOHNSON, Justin	G	20	6-12	2-2	6-8	1	2	3	3	1	4	0	0	27
04	JOHNSTON, Will	G	2	1-5	0-2	0-0	0	6	6	1	2	5	0	0	24
131	BRASHEAR, Sherman	G	3	1-4	1-4	0-0	1	2	3	2	0	2	2	0	23
00	WARD, Derrius		4	2-7	0-2	0-0	1	1	2	1	1	2	0	0	16
05	HOLIMAN, Adante'		13	3-5	1-1	6-10	0	0	0	4	1	2	0	0	19
11	FREEMAN, Ahren		0	0-2	0-0	0-0	1	4	5	3	1	3	0	0	9
33	SHANU II, John		0	0-1	0-0	0-0	0	1	1	2	0	0	0	0	14
02	JACKSON, C.J.		2	1-4	0-1	0-0	0	1	1	3	0	3	0	0	9
21	HORIUK, Alex		0	0-0	0-0	0-1	0	1	1	1	0	0	1	1	6
24	HATCHER, Lee		0	0-0	0-0	0-0	0	0	0	0	0	0	0	0	2
TEAM							1	0	1			1			
TOTALS			**59**	**20-51**	**4-15**	**15-22**	**8**	**26**	**34**	**22**	**9**	**26**	**5**	**2**	**200**

	FG	FG%	3FG	3FG%	FT	FT%
1st Half	7-24	29.2	2-8	25.0	10-12	83.3
2nd Half	13-27	48.1	2-7	28.6	5-10	50.0
GAME	20-51	39.2	4-15	26.7	15-22	68.2

Deadball Rebounds: 4, 2
Biggest Run: 7 (0:59 1H)
Largest Lead: 0
Technical Fouls: None

K-STATE (1-0)

No.	Name		PTS	FG	3FG	FT	O	D	R	PF	A	TO	S	B	MIN
03	N'GUESSAN, David	F	5	1-6	1-3	2-2	2	4	6	3	2	1	1	0	19
11	JOHNSON, Keyontae	F	13	4-8	3-5	2-2	1	1	2	2	4	4	0	0	26
35	TOMLIN, Nae'Qwan	F	14	6-12	0-3	2-3	3	5	8	4	0	1	0	1	20
01	NOWELL, Markquis	G	14	3-5	3-3	5-7	0	0	0	0	7	1	4	0	25
05	CARTER, Cam	G	6	2-6	1-5	1-2	2	1	3	3	3	2	2	1	25
13	SILLS, Desi		10	3-6	0-1	4-4	0	5	5	2	3	3	0	0	18
25	MASSOUD, Ismael		10	3-6	2-3	2-2	2	1	3	2	0	0	0	0	14
04	GREENE, Tykei		9	3-8	2-4	1-4	0	2	2	1	3	0	1	0	22
23	IYIOLA, Abayomi		12	5-5	0-0	2-3	2	3	5	3	0	2	1	0	16
24	FINISTER, Dorian		0	0-3	0-0	0-0	0	3	3	0	2	0	0	0	13
21	AWBREY, Nate		0	0-0	0-0	0-0	0	0	0	0	1	0	0	0	2
TEAM							2	1	3		0				
TOTALS			**93**	**30-66**	**12-27**	**21-29**	**14**	**26**	**40**	**20**	**25**	**14**	**9**	**2**	**200**

	FG	FG%	3FG	3FG%	FT	FT%
1st Half	17-33	51.5	9-16	56.3	9-10	90.0
2nd Half	13-33	39.4	3-11	27.3	12-19	63.2
GAME	30-66	45.5	12-27	44.4	21-29	72.4

Deadball Rebounds: 2, 0
Biggest Run: 10 (14:00 1H)
Largest Lead: 36 (5:02 2H)
Technical Fouls: Iyiola, Tomlin

Officials: Kipp Kissinger, Amy Bonner, Shane Staggs
Attendance: 7,635 | **Start Time:** 8:01 p.m. | **Game Duration:** 2:04
UTRGV led for 0:00 // K-State led 39:29 // Game was tied for 0:31
Lead Changes: 0 // **Times Tied:** 0

Points From	Off Turnovers	Paint	2nd Chance	Fast Break	Bench
UTRGV	9	32	9	19	19
K-State	31	32	16	15	41

02 AT CALIFORNIA

Nov. 11, 2022 | Berkeley, Calif. / Haas Pavilion

California	21	33	—	54
K-STATE	36	27	—	63

▶ Senior **Markquis Nowell's** 4-point play with just over 5 minutes helped ignite an 8-0 run that lifted K-State to a 63-54 win over California on Nov. 11 before 3,607 fans at Haas Pavilion.

▶ Nowell hit a 3-pointer from the corner right in front of the Wildcat bench before being knocked to the ground. He calmly hit the free throw that gave K-State a 51-46 lead with 5:07 to play. Nowell, who finished with 13 points to go along with a game-high 7 assists and 3 steals, followed his 4-point with a layup then had the steal and assist on the dunk by junior **Nae'Qwan Tomlin** that capped the 8-0 run and gave K-State a 55-46 lead with 4:02 to play.

▶ The Golden Bears closed to within 55-50 after a 3-pointer from **Devin Askew** and a free throw by **Joel Brown**, but the Wildcats responded with 6 in a row, including a pair of free throws from sophomore **Cam Carter** to go along with a layup by senior **Keyontae Johnson** and a dunk by senior **Tykei Greene**, that pushed the lead back to double figures with just over a minute to play.

▶ Nowell's clutch shot came with the momentum clearly on the side of the Golden Bears, who had used separate runs of 13-0 and 11-0 run to erase a 20-point deficit and cut the lead to 47-46 with 5:37 to play.

▶ In addition to Nowell's spectacular night, Johnson had a near double-double with a team-high 16 points on 6-of-13 field goals to go with a game-high 9 rebounds and 2 steals in a team-high 33 minutes. He was joined in double figures by Tomlin, who added 11 points to go with 2 rebounds and 2 blocks.

▶ For the game, K-State connected on 36.8 percent (21-of-57), including 26.3 percent (5-of-19) from 3-point range, and hit on a season-high 88.9 percent (16-of-18) from the free throw line. They made just 33.3 percent (9-of-27) from the field in the second half, including 12.5 percent (1-of-8) from beyond the arc.

▶ K-State's lull in the second half overshadowed a sensational start, in which, the Wildcats built as much as 17-point lead in the first half behind swarming defense (15 forced turnovers) and efficient offense. The lead grew to 20 points (42-22) in the early moments of the second half.

▶ Cal, which is coached by former K-State assistant **Mark Fox**, was led by a game-high 17 points by the Texas transfer **Devin Askew**.

CALIFORNIA (0-2)

No.	Name		PTS	FG	3FG	FT	O	D	R	PF	A	TO	S	B	MIN
13	KUANY, Kuany	F	13	4-8	2-5	3-3	1	2	3	4	0	3	1	0	21
14	NEWELL, Grant	F	4	1-4	0-1	2-5	2	2	4	2	0	3	0	2	26
21	THIEMANN, Lars	C	4	2-5	0-0	0-0	3	2	5	3	2	2	0	0	22
01	BROWN, Joel	G	6	2-4	1-1	1-2	0	4	4	2	5	1	3	1	36
55	ASKEW, Devin	G	17	6-12	2-5	3-5	1	4	5	4	1	6	0	1	32
00	ROBERSON, Marsalis		2	1-4	0-2	0-0	0	1	1	1	1	2	0	0	19
24	ALAJIKI, Sam		3	1-7	0-4	1-2	0	3	3	1	0	0	0	0	21
02	BOWSER, Monty		0	0-1	0-0	0-0	0	1	1	0	0	0	0	0	9
22	OKAFOR, ND		5	2-2	0-0	1-2	0	2	2	2	0	3	2	2	15
TEAM							2	5	7			2			
TOTALS			**54**	**19-47**	**5-18**	**11-19**	**9**	**26**	**35**	**20**	**9**	**22**	**6**	**6**	**200**

	FG	FG%	3FG	3FG%	FT	FT%
1st Half	7-19	36.8	2-8	25.0	5-7	71.4
2nd Half	12-28	42.9	3-10	30.0	6-12	50.0
GAME	19-47	40.4	5-18	27.8	11-19	57.9

Deadball Rebounds: 4,0
Biggest Run: 13 (11:40 2H)
Largest Lead: 3 (15:06 1H)
Technical Fouls: Coach [11:20 1H]

K-STATE (2-0)

No.	Name		PTS	FG	3FG	FT	O	D	R	PF	A	TO	S	B	MIN
03	N'GUESSAN, David	F	2	1-2	0-0	0-0	1	2	3	3	0	3	0	0	14
11	JOHNSON, Keyontae	F	16	6-13	1-2	3-4	3	6	9	2	1	2	2	1	33
35	TOMLIN, Nae'Qwan	F	11	4-9	1-4	2-2	0	2	2	2	0	1	1	2	26
01	NOWELL, Markquis	G	13	3-11	1-4	6-7	0	3	3	1	7	2	3	0	33
05	CARTER, Cam	G	4	1-3	0-1	2-2	0	3	3	4	0	0	2	1	19
13	SILLS, Desi		4	1-4	0-1	2-2	1	5	6	2	0	0	1	1	29
23	IYIOLA, Abayomi		2	1-4	0-0	0-0	2	0	2	2	1	2	0	0	15
25	MASSOUD, Ismael		3	1-5	1-3	0-0	2	0	2	0	0	3	1	0	10
04	GREENE, Tykei		8	3-6	1-4	1-1	2	1	3	2	0	1	0	0	20
TEAM							1	1	2			1			
TOTALS			**63**	**21-57**	**5-19**	**16-18**	**12**	**23**	**35**	**18**	**9**	**15**	**10**	**5**	**200**

	FG	FG%	3FG	3FG%	FT	FT%
1st Half	12-30	40.0	4-11	36.4	8-9	88.9
2nd Half	9-27	33.3	1-8	12.5	8-9	88.9
GAME	21-57	36.8	5-19	26.3	16-18	88.9

Deadball Rebounds: 0,0
Biggest Run: 12 (3:44 1H)
Largest Lead: 20 (17:11 2H)
Technical Fouls: Johnson (twice)

Officials: Tony Padilla, Amy Bonner, Rodrick Dixon
Attendance: 3,607 | **Start Time:** 6:02 p.m. | **Game Duration:** 2:06
Cal led for 0:48 // K-State led 34:43 // Game was tied for 4:29
Lead Changes: 4 // **Times Tied:** 6

Points From	Off Turnovers	Paint	2nd Chance	Fast Break	Bench
California	15	24	6	10	10
K-State	19	32	9	5	17

03 KANSAS CITY

Nov. 17, 2022 | Manhattan, Kan. / Bramlage Coliseum

Kansas City	25	28	—	53
K-STATE	41	28	—	69

▶ Senior **Keyontae Johnson** continued his impressive play to start the year, as he led three Wildcats in double figures with 19 points in helping K-State to a 69-53 win over Kansas City on Nov. 17 before 7,376 fans at Bramlage Coliseum.

▶ The win gave K-State its first 3-0 start to a season since 2019-20.

▶ Johnson, who scored in double figures for the third consecutive game, had a stellar all-around night, adding a team-tying 7 rebounds, a career-tying 6 assists and 2 steals to his 19-point effort in 35 minutes. He was joined in double figures by sophomore **Cam Carter**, who finished with a career-high 16 points on 5-of-10 field goals, including 4 treys, and senior **Desi Sills**, who added 11 points.

▶ The Wildcats once again used their defense to generate offense, forcing the Roos (1-4) into 22 turnovers and converting those into 26 points. The team has forced 20 or more turnovers in each of the first 3 games, totaling 76 points off those miscues, an average of 25.3 points per game.

▶ K-State took control of the game in the first half on eight straight points from Johnson, which was capped by the game's first 3-pointer with 15:21 to play. From there, Carter took control of the the game, hitting his first 3-pointer with 11:23 to play. He followed 3 more treys, as his fourth of the first half gave the Wildcats a 34-20 advantage with 2:24 remaining. Johnson and Carter combined for 25 of the team's 41 first-half points.

▶ For the second straight game, K-State built a 20-point advantage in the early moments of the second half only to see its opponent chip away at the deficit. Behind the play of senior **Shemarri Allen**, who finished with a game-high 21 points, Kansas City closed to within 57-47 with just under 7 minutes to play.

▶ However, it was another veteran who stepped up for the Wildcats when they most needed it. Just like senior **Markquis Nowell** who came through in the clutch with his 4-point play in the win at Cal on Nov. 11, it was the veteran Sills who did it against Kansas City, as he scored the next 6 points and finished with 10 of the team's last 12 points to push the lead back up to 18 points.

▶ For the game, K-State connected on 41.4 percent (24-of-58), including 35 percent (7-of-20) from 3-point range, and hit on 82.4 percent (14-of-17) from the free throw line. The team struggled offensively in the second half, hitting on 35.5 percent (11-of-31) from the field and missing all four 3-point attempts.

KANSAS CITY (1-3)

No.	Name		PTS	FG	3FG	FT	O	D	R	PF	A	TO	S	B	MIN
23	MUKEBA, Allen David	F	8	4-8	0-1	0-0	5	3	8	2	1	3	0	2	35
32	NGANDU, Jeff	F	4	2-4	0-0	0-2	3	3	6	1	1	2	0	2	26
05	ALLEN, Shemarri	G	21	6-13	1-1	8-10	1	7	8	3	2	3	4	0	39
11	KOPP, Anderson	G	13	5-10	3-7	0-0	0	1	1	2	5	2	2	0	33
21	MITCHELL, RayQuawndis	G	0	0-4	0-3	0-0	0	3	3	4	0	3	0	0	20
25	ANDREWS, Tyler		3	1-2	0-0	1-2	1	1	2	2	0	4	0	0	14
04	DIMOU, Emmanouil		0	0-2	0-2	0-0	0	0	0	0	0	1	0	0	10
12	IDIARU, Promise		4	2-5	0-1	0-1	0	0	0	1	0	0	0	0	6
10	IDIARU, Precious		0	0-1	0-0	0-0	1	1	2	1	0	1	0	0	8
01	MARTIN, Sam		0	0-0	0-0	0-0	0	0	0	0	1	2	0	0	6
02	DIALLO, Babacar		0	0-0	0-0	0-0	0	0	0	1	0	1	0	0	2
TEAM							2	1	3						
TOTALS			**53**	**20-49**	**4-15**	**9-15**	**13**	**20**	**33**	**17**	**10**	**22**	**6**	**4**	**200**

	FG	FG%	3FG	3FG%	FT	FT%
1st Half	11-29	37.9	2-9	22.2	1-3	33.3
2nd Half	9-20	45.0	2-6	33.3	8-12	66.7
GAME	20-49	40.8	4-15	26.7	9-15	60.0

Deadball Rebounds: 3, 1
Biggest Run: 8 (6:43 2H)
Largest Lead: 2 (19:07 1H)
Technical Fouls: Allen (10:11 2H)

K-STATE (3-0)

No.	Name		PTS	FG	3FG	FT	O	D	R	PF	A	TO	S	B	MIN
11	JOHNSON, Keyontae	F	19	8-12	2-5	1-1	2	5	7	2	6	3	2	0	35
35	TOMLIN, Nae'Qwan	F	9	3-11	0-1	3-4	4	3	7	3	1	4	3	0	26
23	IYIOLA, Abayomi	C	0	0-5	0-0	0-0	0	3	3	1	0	0	0	0	21
01	NOWELL, Markquis	G	9	2-6	1-4	4-4	0	0	0	1	6	1	3	0	33
05	CARTER, Cam	G	16	5-10	4-7	2-2	0	3	3	0	0	0	0	0	36
03	N'GUESSAN, David		3	1-1	0-0	1-2	4	2	6	0	0	3	1	1	17
04	GREENE, Tykei		2	1-4	0-1	0-0	0	0	0	4	0	1	2	0	6
13	SILLS, Desi		11	4-9	0-2	3-4	1	1	2	2	5	2	0	0	25
24	FINISTER, Dorian		0	0-0	0-0	0-0	0	1	1	0	0	0	0	0	2
TEAM							4	1	5			0			
TOTALS			**69**	**24-58**	**7-20**	**14-17**	**15**	**19**	**34**	**13**	**18**	**14**	**11**	**1**	**200**

	FG	FG%	3FG	3FG%	FT	FT%
1st Half	13-27	48.1	7-16	43.8	8-9	88.9
2nd Half	11-31	35.5	0-4	0.0	6-8	75.0
GAME	24-58	41.4	7-20	35.0	14-17	82.4

Deadball Rebounds: 1,0
Biggest Run: 9 (1:25 1H)
Largest Lead: 20 (17:43 2H)
Technical Fouls: none

Officials: Doug Sirmons, Marques Pettigrew, Christopher Merlo
Attendance: 7,376 | **Start Time:** 5:31 p.m. | **Game Duration:** 2:02
Kansas City led for 0:22 // K-State led 35:52 // Game was tied for 3:46
Lead Changes: 1 // **Times Tied:** 1

Points From	Off Turnovers	Paint	2nd Chance	Fast Break	Bench
Kansas City	11	22	16	5	7
K-State	26	32	12	12	16

2022-23 BOXSCORES/RECAPS

04 vs. RHODE ISLAND

Nov. 21, 2022 | George Town, C.I. / John Gray Gym

Rhode Island	27	30	—	57
K-STATE	44	33	—	77

▶ K-State again used a huge first-half performance to carry itself to victory, as the Wildcats advanced to the semifinals of the Cayman Islands Classic with a 77-57 win over Rhode Island on Nov. 21 before 1,256 fans at The John Gray Gym.

▶ The Wildcats scored 44 points in the first half on a blistering 58.1 percent (18-of-31) shooting to build as much as a 21-point lead. On the defensive end, they held the Rams (1-3) to 31.3 percent (10-of-32) shooting, including 12.5 percent (1-of-8) from 3-point range.

▶ Although the second half was plagued by sloppy play with a combined 23 turnovers, including 13 by K-State, the lead never dipped below 15 points, and grew to many as 24 in the waning minutes.

▶ Junior **Nae'Qwan Tomlin** led a balanced attack with 15 points, including 13 in the first half, while senior **Keyontae Johnson** and junior **David N'Guessan** added 14 and 12 points, respectively. Johnson has now scored in double figures in all 4 games as a Wildcat, while N'Guessan and Tomlin each recorded new season-highs. Tomlin also added 5 blocked shots, which were the most by a Wildcat since **Jordan Henriquez-Roberts** in 2013.

▶ K-State had 20 assists on 28 field goals, including a stellar performance from senior **Markquis Nowell**, who was responsible for 12 of those assists to go along with 9 points and 5 rebounds in 27 minutes. The 12 assists tied for the fourth-most in a single game in school history and were the most since **Steve Henson** collected 12 assists against Oklahoma State on Feb. 25, 1989. The total was one assist shy of Nowell's career-high of 13 that he accomplished twice while playing at Little Rock.

▶ Nowell now has totaled 9 career games of at least 10 assists, including 4 at K-State. The 12 assists gave him 499 in his career, as he closes on the distinction of being one of just two active Division I players (Tennessee State's **Junior Clay**) with 1,300 points, 500 assists and 200 steals.

▶ For the game, K-State connected on a season-high 52.8 percent (28-of-53), including 43.8 percent (7-of-16) from 3-point range, and hit on 77.8 percent (14-of-18) from the free throw line. More than half (38) of the team's 77 points came in the paint, while the Wildcats again took advantage of their opponent's turnovers, turning 16 Ram miscues into 21 points.

RHODE ISLAND (1-3)

No.	Name		PTS	FG	3FG	FT	O	D	R	PF	A	TO	S	B	MIN
01	SAMB, Abdou	F	6	3-7	0-0	0-0	1	1	2	1	0	1	0	0	19
22	TCHIKOU, Alex	C	2	0-1	0-0	2-4	1	0	1	0	1	0	1	0	13
04	THOMAS, Sebastian	G	2	1-1	0-0	0-2	0	1	1	1	2	0	2	0	21
10	LEGGETT, Ishmael	G	13	4-11	0-3	5-7	3	2	5	3	2	2	3	0	32
12	MARTIN, Malik	G	2	0-5	0-1	2-4	1	0	1	1	1	1	0	0	21
02	FREEMAN, Brayon		11	3-11	1-5	4-4	0	1	1	0	1	3	0	0	22
24	HUTCHINSON, Louis		3	1-2	1-1	0-0	0	0	0	2	0	2	0	0	18
21	BILAU, Josaphat		0	0-2	0-0	0-2	0	2	2	3	1	3	0	0	16
05	CAREY, Jalen		8	4-5	0-0	0-0	0	2	2	1	0	4	4	0	15
20	WESTON, Brandon		10	2-9	0-1	6-8	5	5	10	3	0	0	0	0	21
15	STEWART, Rory		0	0-1	0-1	0-0	0	0	0	0	0	0	0	0	2
TEAM							4	3	7			0			
TOTALS			**57**	**18-55**	**2-12**	**19-31**	**15**	**17**	**32**	**15**	**8**	**16**	**10**	**0**	**200**

	FG	FG%	3FG	3FG%	FT	FT%
1st Half	10-32	31.3	1-8	12.5	6-8	75.0
2nd Half	8-23	34.8	1-4	25.0	13-23	56.5
GAME	18-55	32.7	2-12	16.7	19-31	61.3

Deadball Rebounds: 8, 0
Biggest Run: 7 (14:12 2H)
Largest Lead: 0
Technical Fouls: Leggett, Weston

K-STATE (4-0)

No.	Name		PTS	FG	3FG	FT	O	D	R	PF	A	TO	S	B	MIN
03	N'GUESSAN, David	F	12	6-8	0-0	0-1	5	2	7	5	1	2	1	1	16
11	JOHNSON, Keyontae	F	14	3-8	1-4	7-8	0	5	5	4	1	5	1	0	30
35	TOMLIN, Nae'Qwan	F	15	5-8	1-2	4-5	1	5	6	2	1	1	0	5	26
01	NOWELL, Markquis	G	9	3-8	1-4	2-2	0	5	5	3	12	2	1	0	27
05	CARTER, Cam	G	7	3-4	1-1	0-0	0	1	1	2	2	3	1	0	23
13	SILLS, Desi		6	3-8	0-1	0-0	1	0	1	4	1	5	3	0	27
23	IYIOLA, Abayomi		0	0-0	0-0	0-0	0	0	0	1	0	1	0	0	6
04	GREENE, Tykei		7	2-3	2-2	1-2	2	1	3	0	1	0	0	1	19
25	MASSOUD, Ismael		5	2-4	1-2	0-0	1	0	1	2	0	0	0	1	15
24	FINISTER, Dorian		2	1-1	0-0	0-0	0	2	2	1	1	0	1	0	10
21	AWBREY, Nate		0	0-1	0-0	0-0	0	0	0	0	0	0	0	0	0+
TEAM							0	5	5			2			
TOTALS			**77**	**28-53**	**7-16**	**14-18**	**10**	**26**	**36**	**24**	**20**	**21**	**8**	**8**	**200**

	FG	FG%	3FG	3FG%	FT	FT%
1st Half	18-31	58.1	4-11	36.4	4-6	66.7
2nd Half	10-22	45.5	3-5	60.0	10-12	83.3
GAME	28-53	52.8	7-16	43.8	14-18	77.8

Deadball Rebounds: 2, 0
Biggest Run: 12 (15:49 1H)
Largest Lead: 24 (1:56 2H)
Technical Fouls: Johnson

Officials: Jeff Anderson, Matt Potter, Tony Henderson
Attendance: 1,250 | **Start Time:** 6:30 p.m. | **Game Duration:** 2:06
URI led for 0:00 // K-State led 38:41 // Game was tied for 1:19
Lead Changes: 0 // **Times Tied:** 1

Points From	Off Turnovers	Paint	2nd Chance	Fast Break	Bench
URI	14	28	8	8	32
K-State	21	38	10	22	20

05 vs. NEVADA

Nov. 22, 2022 | George Town, C.I. / John Gray Gym

Nevada	38	42	7	— 87
K-STATE	36	44	16	— 96

▶ Seniors **Markquis Nowell** and **Keyontae Johnson** combined for 57 points, including 14 of the team's 16 points in overtime, to help lift K-State to the Championship game of the Cayman Islands Classic with a 96-87 overtime win over Nevada on Nov. 22 before 1,200 fans at The John Gray Gym.

▶ After the Wildcats surrendered a 9-point lead with less than 4 minutes to play to trail 80-78 with 14 seconds left in regulation, Nowell drove the lane and was able to convert on a layup in traffic to force the overtime period with 3.5 seconds remaining. The momentum carried the team in the extra period, as they dominated the game by connecting on 83.3 percent (5-of-6) from the field and making 6 of their 10 free throws.

▶ Junior **David N'Guessan** gave K-State the lead for good in overtime with a driving layup with 3:48 to play, which was followed by a jumper and free throw by Johnson for an 87-82 lead. After the Wolf Pack closed to within a possession on 2 free throws by **Kenan Blackshear**, Nowell caught fire offensively, hitting on a 3-point play and a jumper to push the lead to 92-84 with 1:24 remaining.

▶ The 57 combined points by Nowell (29) and Johnson (28) were the most by Wildcat teammates since **Dean Wade** (34) and **Kamau Stokes** (23) also combined for 57 points in win at Iowa State on Dec. 29, 2017. It marked just the 15th time in school history that two players scored 25 or more points in the same game and the first time since **Jacob Pullen** (28) and **Denis Clemente** (25) did it against Xavier on March 25, 2010.

▶ Nowell finished with 29 points on 10-of-20 field goals, including 2-of-7 from 3-point range, and 7-of-9 free throws and 11 assists in 41 minutes to become just the fifth Wildcat with a 20-point/10-assist game in school history and just the second with a 25-point/10-assist game following **Steve Henson** in 1989.

▶ Johnson set a career-high with 28 points on 8-of-13 field goals and 10-of-11 free throws to earn his ninth career 20-point game and his first at K-State.

▶ K-State connected on a season-high 55 percent (33-of-60), including 47.1 percent (8-of-17) from 3-point range, and hit on 78.6 percent (22-of-28) from the free throw line. Nearly half (44) of the team's 96 points came in the paint, while the Wildcats out-rebounded the Wolf Pack, 36-22, including 13 offensive boards that they converted into a season-high 16 second-chance points.

NEVADA (5-1)

No.	Name		PTS	FG	3FG	FT	O	D	R	PF	A	TO	S	B	MIN
05	WILLIAMS, Darrion	F	10	3-4	2-3	2-2	1	1	2	5	1	0	2	0	27
14	COLEMAN, Tre	F	10	4-7	2-3	0-2	0	0	0	2	1	1	2	0	41
50	BAKER, Will	C	19	8-13	0-2	3-3	1	4	5	5	2	3	0	1	33
02	LUCAS, Jarod	G	20	6-12	4-9	4-5	0	2	2	1	1	1	0	0	39
13	BLACKSHEAR, Kenan	G	17	4-9	0-2	9-10	1	3	4	5	10	4	2	1	43
11	DAVIDSON, Nick		4	1-2	0-0	2-3	1	2	3	4	0	2	0	2	14
03	PETTIGREW, Trey		0	0-5	0-2	0-0	0	2	2	4	1	0	0	0	18
01	POWELL, Tyler		7	2-2	1-1	2-2	2	0	2	1	0	0	0	0	11
TEAM							0	2	2						
TOTALS			**87**	**28-54**	**9-22**	**22-27**	**6**	**16**	**22**	**27**	**16**	**11**	**6**	**4**	**225**

	FG	FG%	3FG	3FG%	FT	FT%
1st Half	12-21	57.1	4-9	44.4	10-12	83.3
2nd Half	14-26	53.8	4-10	40.0	10-13	76.9
OT	2-7	28.6	1-3	33.3	2-2	100.0
GAME	28-54	51.9	9-22	40.9	22-27	81.5

Deadball Rebounds: 2, 0
Biggest Run: 9 (1:33 2H)
Largest Lead: 7 (19:15 2H)
Technical Fouls: None

K-STATE (5-0)

No.	Name		PTS	FG	3FG	FT	O	D	R	PF	A	TO	S	B	MIN
03	N'GUESSAN, David	F	8	4-6	0-0	0-2	4	4	8	3	2	0	0	2	27
11	JOHNSON, Keyontae	F	28	8-13	2-3	10-11	2	7	9	1	1	5	1	1	41
35	TOMLIN, Nae'Qwan	F	9	2-6	1-2	4-4	0	4	4	1	1	0	0	0	38
01	NOWELL, Markquis	G	29	10-20	2-7	7-9	0	2	2	4	11	4	0	0	41
05	CARTER, Cam	G	6	2-4	2-3	0-0	0	1	1	3	1	0	1	0	24
23	IYIOLA, Abayomi		2	1-1	0-0	0-0	0	0	0	1	1	2	0	0	7
04	GREENE, Tykei		2	1-2	0-0	0-1	1	0	1	1	1	1	0	0	11
13	SILLS, Desi		7	3-5	0-1	1-1	1	3	4	4	3	3	0	0	28
25	MASSOUD, Ismael		5	2-3	1-1	0-0	1	1	2	2	0	0	0	0	10
TEAM							4	1	5						
TOTALS			**96**	**33-60**	**8-17**	**22-28**	**13**	**23**	**36**	**20**	**21**	**15**	**2**	**3**	**225**

	FG	FG%	3FG	3FG%	FT	FT%
1st Half	14-27	51.9	4-10	40.0	4-4	100.0
2nd Half	14-27	51.9	4-7	57.1	12-14	85.7
OT	5-6	83.3	0-0	0.0	6-10	60.0
GAME	33-60	55.0	8-17	47.1	22-28	78.6

Deadball Rebounds: 4, 0
Biggest Run: 9 (4:08 2H)
Largest Lead: 10 (0:37 OT)
Technical Fouls: None

Officials: Jeff Anderson, Joe Lindsay, Randy McCall
Attendance: 1,200 | **Start Time:** 6:30 p.m. | **Game Duration:** 2:27
Nevada led for 14:30 // K-State led for 20:50 // Game was tied for 4:40
Lead Changes: 10 // **Times Tied:** 16

Points From	Off Turnovers	Paint	2nd Chance	Fast Break	Bench
Nevada	17	30	9	6	11
K-State	14	44	16	4	16

06 vs. LSU

Nov. 23, 2022 | George Town, C.I. / John Gray Gym

LSU	41	18	—	59
K-STATE	33	28	—	61

▶ Senior **Keyontae Johnson's** jumper with 4.7 seconds helped lift K-State to a 61-59 win over LSU to capture the 2022 Cayman Islands Classic Championship on Nov. 23 before 2,400 fans at The John Gray Gym.

▶ The in-season tournament title was the 17th in school history and the first since winning the 2018 Paradise Jam.

▶ Johnson (16 points) and fellow seniors **Markquis Nowell** (18) and **Desi Sills** (16) combined for 50 of the 61 points, including 22 of their 28 second-half points, in which, the team rallied from an 11-point deficit with 17:27 to play.

▶ Nowell was selected as the Cayman Islands Classic Tournament MVP, while Johnson was selected to the all-tournament team. Nowell averaged 18.7 points and 9.0 assists in the tournament, while Johnson averaged a team-best 19.3 points on 53.6 percent shooting with 6.0 rebounds per game.

▶ K-State (6-0) had to survive some nervous moments to earn the victory, as both teams called their full allotment of timeouts (2 each) before the last 4.7 seconds played out. LSU (5-1) was able to dribble up the court and seemingly tied the game at 61-all at the buzzer. However, the officials reviewed the play and waved the shot off after they discovered that the clock didn't start on time and the shot came after the game clock had expired.

▶ It was a tale of two halves for the Tigers, who looked like the more rested team after playing in the early sessions in the first 2 days of the tournament and breezing past their first 2 opponents by 16 and 15 points, respectively.

▶ LSU scored 41 points in the first half on 47.1 percent (16-of-34), including 50 percent (5-of-10) from 3-point range, with 3 turnovers, to build as much as a 12-point lead right before halftime. Things changed in the second half, as the Tigers managed just 18 points on 36.8 percent (7-of-19) shooting, including 11.1 percent (1-of-9) from long range, to go with 14 turnovers.

▶ Nowell scored his game-high 18 points on 6-of-14 field goals, including 2-of-5 from 3-point range, and 4-of-4 free throws, to go with 4 assists in 33 minutes. Johnson, who played just 13 minutes in the second half due to foul trouble, scored his 16 points on 4-of-7 field goals and 7-of-8 free throws. Sills, who provided a spark off the bench, scored his season-high 16 points off 6-of-9 field goals and 3-of-3 free throws, to go with game-high 5 assists in 33 minutes.

LSU (5-1)

No.	Name		PTS	FG	3FG	FT	O	D	R	PF	A	TO	S	B	MIN
05	WILKINSON, Mwani	F	3	1-2	1-1	0-0	0	3	3	4	0	2	1	0	12
12	WILLIAMS, KJ	F	17	8-13	0-1	1-2	5	5	10	3	1	2	1	1	36
13	REED, Jalen	F	6	2-3	0-1	2-2	0	0	0	3	2	3	0	1	24
03	HILL, JUSTICE	G	12	4-15	2-6	2-6	1	1	2	1	2	4	2	0	36
44	MILLER, Adam	G	11	4-12	2-8	1-2	0	2	2	3	1	1	0	0	30
20	FOUNTAIN, Derek		3	1-2	0-0	1-2	0	1	1	3	0	1	0	0	14
00	HANNIBAL, Trae		2	1-1	0-0	0-0	0	5	5	2	4	1	4	0	28
01	HAYES, Cam		3	1-2	1-1	0-0	0	2	2	2	0	3	0	0	13
04	COLEMAN, Kendal		0	0-1	0-0	0-0	1	1	2	0	0	0	0	1	4
15	WARD, Tyrell		2	1-2	0-1	0-0	2	0	2	1	0	0	1	0	5
TEAM							0	1	1			0			
TOTALS			**59**	**23-53**	**6-19**	**7-14**	**9**	**21**	**30**	**22**	**10**	**17**	**9**	**3**	**200**

	FG	FG%	3FG	3FG%	FT	FT%
1st Half	16-34	47.1	5-10	50.0	4-10	40.0
2nd Half	7-19	36.8	1-9	11.1	3-4	75.0
GAME	23-53	43.4	6-19	31.6	7-14	50.0

Deadball Rebounds: 5, 0
Biggest Run: 8 (11:51 1H)
Largest Lead: 12 (5:35 1H)
Technical Fouls: Miller (1:32 1H)

K-STATE (6-0)

No.	Name		PTS	FG	3FG	FT	O	D	R	PF	A	TO	S	B	MIN
03	N'GUESSAN, David	F	2	0-2	0-0	2-2	1	0	1	2	1	1	1	0	31
11	JOHNSON, Keyontae	F	16	4-7	1-1	7-8	1	3	4	4	0	1	0	0	27
35	TOMLIN, Nae'Qwan	F	0	0-4	0-1	0-0	2	1	3	3	2	1	1	0	29
01	NOWELL, Markquis	G	18	6-14	2-5	4-4	1	3	4	0	4	5	1	0	33
05	CARTER, Cam	G	6	3-9	0-3	0-0	0	7	7	3	1	4	1	0	25
04	GREENE, Tykei		1	0-1	0-1	1-4	0	1	1	3	0	2	1	0	15
13	SILLS, Desi		16	6-9	1-3	3-3	0	1	1	0	5	2	0	0	33
23	IYIOLA, Abayomi		2	1-1	0-0	0-0	0	4	4	1	0	1	1	1	7
25	MASSOUD, Ismael		0	0-1	0-1	0-0	0	0	0	0	0	0	0	0	0+
TEAM							3	2	5			0			
TOTALS			**61**	**20-48**	**4-15**	**17-21**	**8**	**22**	**30**	**16**	**13**	**17**	**6**	**1**	**200**

	FG	FG%	3FG	3FG%	FT	FT%
1st Half	10-20	50.0	3-9	33.3	10-14	71.4
2nd Half	10-28	35.7	1-6	16.7	7-7	100.0
GAME	20-48	41.7	4-15	26.7	17-21	81.0

Deadball Rebounds: 3, 1
Biggest Run: 11 (7:23 2H)
Largest Lead: 3 (7:23 2H)
Technical Fouls: Johnson (14:46 1H)

Officials: Jeff Anderson, John Higgins, Doug Shows
Attendance: 2,400 | **Start Time:** 6:30 p.m. | **Game Duration:** 2:09
LSU led for 30:45 // K-State led 5:22 // Game was tied for 3:53
Lead Changes: 8 // **Times Tied:** 4

Points From	Off Turnovers	Paint	2nd Chance	Fast Break	Bench
LSU	13	28	9	3	10
K-State	16	28	1	10	19

2022-23 BOXSCORES/RECAPS

07 AT BUTLER

Nov. 30, 2022 | Indianapolis, Ind. / Hinkle Fieldhouse

Butler	37	39	—	76
K-STATE	25	39	—	64

▶ K-State could not quite dig itself out of a first-half deficit, as a hot-shooting Butler hit on nearly 55 percent from the field in a 76-64 win on Nov. 30 in the fourth annual BIG EAST/Big 12 Battle at historic Hinkle Fieldhouse.

▶ Butler (5-3), which came into the game averaging 90 points per game on 60.1 percent shooting in 3 home games this season, stayed hot from the field in handing K-State (6-1) its first loss under first-year head coach **Jerome Tang**.

▶ The Bulldogs connected on an opponent-high 54.9 percent (28-of-51) from the field, including 60.9 percent (14-of-23) in the second half, while all 5 starters scored in double figures led by **Manny Bates'** 22 points.

▶ Despite the impressive offensive performance, the Wildcats still had chances to rally from a double-digit deficit twice in the second half. After falling behind by 14 just after halftime, senior **Markquis Nowell's** first 3-pointer keyed a 13-4 run that closed the deficit to 48-43 with just over 14 minutes to play. However, the Bulldogs responded with a 17-2 run that pushed the lead to 20 points.

▶ Down 65-45 with 8:29 remaining, senior **Desi Sills** helped spark one more attempt at a comeback for K-State, as the reserve scored 13 of his 17 second-half points in a 15-3 run that cut the deficit to 68-60 with just over 4 minutes to play. However, once again, Butler had a response, rattling off 6 in a row to push the lead back to double figures en route to the 12-point victory.

▶ The loss spoiled an impressive night by senior **Keyontae Johnson**, who collected his first double-double as a Wildcat, pouring in a team-high 20 points on 9-of-9 shooting to go with a season-high 12 rebounds. It was his 14th career double-double, including his sixth with at least 20 points and 10 rebounds. He became the ninth player in school history to go 9-of-9 or better from the field.

▶ Sills came off the bench to provide a big lift in the second half, scoring all 17 of his points after halftime on 8-of-12 shooting. Nowell dished out a game-high 8 assists to go with his 13 points.

▶ For the game, K-State connected on 46 percent (29-of-63), including just 20 percent (4-of-20) from 3-point range. The Wildcats had a season-high 48 points in the paint but posted season-lows in a number of categories, including just 3 free throw attempts while making 2. The team came in averaging 17.3 free throws made per game, which ranked among the top-25 nationally.

BUTLER (5-3)

No.	Name		PTS	FG	3FG	FT	O	D	R	PF	A	TO	S	B	MIN
41	LUKOSIUS, Simas	F	11	4-9	3-7	0-0	0	1	1	1	7	3	1	0	37
15	BATES, Manny	C	22	9-11	0-0	4-4	2	8	10	1	1	2	0	3	39
02	HUNTER, Jr., Eric	G	13	5-11	1-4	2-3	0	3	3	3	4	1	1	1	40
03	HARRIS, Chuck	G	15	5-8	2-3	3-3	1	5	6	2	3	0	0	0	34
13	TAYLOR, Jayden	G	12	4-11	2-6	2-2	1	3	4	1	2	5	0	1	35
14	THOMAS, Pierce		2	1-1	0-0	0-1	1	1	2	1	1	2	1	0	14
22	TURNBULL, Connor		1	0-0	0-0	1-2	1	0	1	0	0	0	0	0	1
TEAM							0	4	4			1			
TOTALS			**76**	**28-51**	**8-20**	**12-15**	**6**	**25**	**31**	**9**	**18**	**14**	**3**	**5**	**200**

	FG	FG%	3FG	3FG%	FT	FT%
1st Half	14-28	50.0	4-11	36.4	5-7	71.4
2nd Half	14-23	60.9	4-9	44.4	7-8	87.5
GAME	28-51	54.9	8-20	40.0	12-15	80.0

Deadball Rebounds: 1, 1
Biggest Run: 13 (8:29 2H)
Largest Lead: 20 (8:29 2H)
Technical Fouls: None

K-STATE (6-1)

No.	Name		PTS	FG	3FG	FT	O	D	R	PF	A	TO	S	B	MIN
03	N'GUESSAN, David	F	8	4-4	0-0	0-0	2	0	2	3	1	1	0	1	25
11	JOHNSON, Keyontae	F	20	9-9	2-2	0-0	4	8	12	2	1	5	2	0	36
35	TOMLIN, Nae'Qwan	F	0	0-5	0-2	0-0	2	2	4	3	0	1	1	0	14
01	NOWELL, Markquis	G	13	5-15	1-6	2-2	0	1	1	1	8	2	1	0	35
05	CARTER, Cam	G	2	1-7	0-2	0-0	0	2	2	4	0	2	2	0	26
13	SILLS, Desi		17	8-15	1-4	0-1	0	3	3	2	1	0	2	0	29
25	MASSOUD, Ismael		2	1-5	0-2	0-0	0	0	0	0	2	1	0	1	23
04	GREENE, Tykei		2	1-3	0-2	0-0	1	1	2	0	0	0	0	0	11
24	FINISTER, Dorian		0	0-0	0-0	0-0	0	0	0	0	0	1	0	0	0+
TEAM							0	1	1			0			
TOTALS			**64**	**29-63**	**4-20**	**2-3**	**9**	**18**	**27**	**15**	**13**	**13**	**8**	**2**	**200**

	FG	FG%	3FG	3FG%	FT	FT%
1st Half	11-28	39.3	2-12	16.7	1-1	100.0
2nd Half	18-35	51.4	2-8	25.0	1-2	50.0
GAME	29-63	46.0	4-20	20.0	2-3	66.7

Deadball Rebounds: 0, 1
Biggest Run: 9 (4:08 2H)
Largest Lead: 3 (19:44 1H)
Technical Fouls: Johnson (9:55 2H)

Officials: John Higgins, Clarence Armstrong, Jamie Luckie
Attendance: 7,660 | **Start Time:** 5:30 p.m. | **Game Duration:** 1:54
Butler led for 38:47 // K-State led 0:57 // Game was tied for 0:55
Lead Changes: 3 // **Times Tied:** 1

Points From	Off Turnovers	Paint	2nd Chance	Fast Break	Bench
Butler	6	34	7	11	3
K-State	12	48	10	12	21

08 WICHITA STATE

Dec. 3, 2022 | Manhattan, Kan. / Bramlage Coliseum

Wichita State	32	18	—	50
K-STATE	29	26	—	55

▶ Senior **Markquis Nowell** shook off a subpar shooting night to score the game's last 6 points, including a pivotal 3-pointer with 54 seconds, to help lift K-State to a 55-50 win over in-state Wichita State on Dec. 3 before a season-best crowd of 8,957 fans at Bramlage Coliseum.

▶ K-State rebounded from its first loss of the season at Butler on Nov. 30 to earn its fourth straight win over its in-state rival in the first meeting between the schools at Bramlage Coliseum since 2003.

▶ Although he had an off-shooting night, Nowell had a stellar all-around night for the Wildcats, adding a game-high 7 assists, 5 rebounds and 3 steals to his 11 points. He was joined in double figures by fellow senior **Keyontae Johnson**, who led all scorers with 17 points, and junior **Nae'Qwan Tomlin**, who kept the team in the game early with 12 of his 14 points coming in the first half.

▶ It marked the second year in a row Nowell proved to be difference in a win against Wichita State. Last season, he scored 5 of his team-high 16 points in a late 7-0 run, including a dagger of a 3-pointer with 1:35 to play, that helped the Wildcats to a 65-59 win over the Shockers at INTRUST Bank Arena in Wichita.

▶ Nowell's heroics helped spark a late rally by K-State, which trailed for more than 30 minutes and appeared to be heading for a loss until senior **Desi Sills** made perhaps the biggest play of the night with his block of **Shammah Scott's** breakaway layup with 1:42 to play with the Wildcats trailing 50-49.

▶ Nowell tied the game with a free throw with 1:32 left then forced a steal of senior **Craig Porter, Jr.**, to set up his winning 3-pointer with 54 seconds. After his triple gave the Wildcats a 53-50 lead, he forced another bad pass on the next possession before knocking down 2 free throws for the final margin of victory.

▶ K-State had a season-low offense night across the board, scoring a season-low 55 points on 35.8 percent (19-of-53) shooting, including 20 percent (4-of-20) from 3-point range. The Big 12's best free throw shooting team also had an off night from the line, hitting on a season-low 61.9 percent (13-of-21).

▶ It was a tale of two halves for Wichita State, which led by as many as 7 points in the first half on 54.5 percent (12-of-22) shooting before scoring just 18 points in the second half on a mere 25.9 percent (7-of-27) shooting. For the game, the Shockers had just 5 assists on its 19 made field goals with 16 turnovers.

WICHITA STATE (4-4)

No.	Name		PTS	FG	3FG	FT	O	D	R	PF	A	TO	S	B	MIN
23	OKAFOR, Gus	F	7	3-6	1-2	0-0	2	3	5	1	2	2	0	0	33
33	ROJAS, James	F	4	2-4	0-2	0-0	0	4	4	4	0	5	2	1	24
01	BELL, Xavier	G	7	3-9	1-4	0-1	0	2	2	1	0	1	0	0	23
03	PORTER, Jr., Craig	G	11	4-8	1-4	2-3	0	6	6	4	0	4	2	2	35
10	WALTON, Jaykwon	G	9	4-7	1-2	0-1	1	8	9	3	1	1	0	0	20
15	BALLARD, Quincy		4	0-1	0-0	4-6	0	3	3	2	1	0	0	2	21
22	SCOTT, Shammah		6	3-12	0-4	0-0	1	1	2	2	1	3	1	0	31
02	RICKS, Jalen		2	0-2	0-2	2-2	0	2	2	0	0	0	0	0	13
TEAM							4	1	5						
TOTALS			**50**	**19-49**	**4-20**	**8-13**	**8**	**30**	**38**	**17**	**5**	**16**	**5**	**5**	**200**

	FG	FG%	3FG	3FG%	FT	FT%
1st Half	12-22	54.5	3-8	37.5	5-8	62.5
2nd Half	7-27	25.9	1-12	8.3	3-5	60.0
GAME	19-49	38.8	4-20	20.0	8-13	61.5

Deadball Rebounds: 1, 0
Biggest Run: 11 (15:38 1H)
Largest Lead: 7 (6:32 1H)
Technical Fouls: None

K-STATE (7-1)

No.	Name		PTS	FG	3FG	FT	O	D	R	PF	A	TO	S	B	MIN
03	N'GUESSAN, David	F	8	3-4	0-1	2-2	2	4	6	0	1	0	1	0	26
11	JOHNSON, Keyontae	F	17	7-14	0-2	3-6	1	4	5	2	1	2	1	0	30
35	TOMLIN, Nae'Qwan	F	14	5-12	2-4	2-4	2	4	6	3	0	1	2	2	33
01	NOWELL, Markquis	G	11	2-9	1-6	6-9	0	5	5	2	7	1	3	0	37
05	CARTER, Cam	G	3	1-6	1-3	0-0	0	3	3	4	0	0	1	1	30
04	GREENE, Tykei		2	1-3	0-1	0-0	1	0	1	1	0	0	0	0	11
13	SILLS, Desi		4	0-4	0-3	0-0	0	3	3	2	4	2	0	1	28
24	FINISTER, Dorian		0	0-1	0-0	0-0	0	1	1	0	0	1	0	0	5
TEAM							1	2	3			1			
TOTALS			**55**	**19-53**	**4-20**	**13-21**	**7**	**26**	**33**	**14**	**13**	**8**	**8**	**4**	**200**

	FG	FG%	3FG	3FG%	FT	FT%
1st Half	10-29	34.5	2-11	18.2	7-11	63.6
2nd Half	9-24	37.5	2-9	22.2	6-10	60.0
GAME	19-53	35.8	4-20	20.0	13-21	61.9

Deadball Rebounds: 5, 0
Biggest Run: 8 (5:32 2H)
Largest Lead: 6 (18:26 1H)
Technical Fouls: None

Officials: Darron George, Marques Pettigrew, Owen Shortt
Attendance: 8,957 | **Start Time:** 8:01 p.m. | **Game Duration:** 2:05
WSU led for 30:04 // K-State led 6:53 // Game was tied for 3:03
Lead Changes: 6 // **Times Tied:** 4

Points From	Off Turnovers	Paint	2nd Chance	Fast Break	Bench
Wichita State	9	18	2	6	12
K-State	17	26	9	2	2

09 ABILENE CHRISTIAN

Dec. 6, 2022 | Manhattan, Kan. / Bramlage Coliseum

Abilene Christian	34	30	—	64
K-STATE	35	46	—	81

▶ A 14-4 run to end the first half helped Kansas State dig itself out of a 14-point deficit, as the Wildcats took the lead right before halftime and never looked back in earning an 81-64 win over Abilene Christian on Dec. 6 before 7,136 fans at Bramlage Coliseum.

▶ The Wildcats connected on a season-high 58.5 percent (31-of-53) from the field, including 64 percent (16-of-25) in the second half. They had 23 assists on their 31 made field goals and collected a season-best 52 points in the paint.

▶ Despite playing just 7 players for the majority of the game, four Wildcats scored in double figures led by a career night from junior **David N'Guessan**, who scored a career-best 23 points on perfect 9-of-9 field goals to go along with 5 rebounds, 2 blocks and an assist. N'Guessan eclipsed his previous career-high with 16 first-half points on perfect 6-of-6 shooting while he added 7 more in the second half to collect his first career 20-point game.

▶ N'Guessan was joined in double figures by senior **Markquis Nowell**, who posted his second double-double of the season with 15 points and a season-tying 12 assists to go with 6 rebounds and 3 steals in 39 minutes. It was his 10th career double-double, including his fifth such double-double as a Wildcat. His 12 assists tied his previous season-high of 12 vs. Rhode Island on Nov. 21 with both tying for the fourth-most in school history.

▶ Senior **Keyontae Johnson** and junior **Nae'Qwan Tomlin** each added 12 points and a combined 15 rebounds.

▶ The other purple Wildcats (5-5) made things difficult for the host, running out to a 14-point lead (28-14) behind an impressive shooting performance, as they made 11 of their first 19 field goal attempts, including 6 of 9 from 3-point range. Behind the performance of N'Guessan, K-State slowly chipped away at the deficit, using a 14-2 run to close to within 30-28 with 4:45 to play before using a 7-1 spurt to end the half to take a 35-34 advantage into the locker room. N'Guessan scored 10 of the Wildcats' 21 points during this stretch.

▶ K-State continued its momentum in the second half, using a 17-7 run out of halftime to build a double-digit lead that it would maintain the rest of the game. ACU got to within 11 points twice in the last 4 minutes, including 73-62 with 2:21 remaining, but could get no closer, as K-State scored 8 of the last 10 points for the 17-point win.

ABILENE CHRISTIAN (5-5)

No.	Name		PTS	FG	3FG	FT	O	D	R	PF	A	TO	S	B	MIN
32	PLEASANT, Joe	F	2	1-2	0-0	0-0	1	2	3	4	2	1	0	0	13
01	DANIELS, Damien	G	3	1-8	1-2	0-0	0	5	5	1	7	3	1	0	35
11	CAMERON, Tobias	G	14	6-10	2-4	0-0	1	4	5	5	1	3	4	2	30
21	MADDEN, Hunter Jack	G	6	2-7	0-2	2-2	0	2	2	2	2	0	0	0	23
25	ALLEN, Immanuel	G	11	4-7	2-3	1-4	2	0	2	1	0	0	1	0	17
02	JACKSON, Ja'Sean		7	2-4	1-3	2-2	0	1	1	3	0	2	0	0	17
05	STEELE, Cameron		7	3-5	1-3	0-2	2	2	4	1	0	0	0	0	26
23	SIMMONS, Airion		8	4-7	0-2	0-0	0	2	2	3	2	2	0	0	25
24	DIBBA, Ali Abdou		6	2-5	0-0	2-2	1	1	2	1	0	2	0	0	13
03	BETTIOL, Leonardo		0	0-0	0-0	0-0	0	0	0	0	0	0	0	0	0+
04	TANNER, Colby		0	0-0	0-0	0-0	0	0	0	0	0	0	0	0	0+
10	SEAT, JV		0	0-0	0-0	0-0	0	0	0	0	0	0	0	0	0+
13	MUONEKE, Muodubern		0	0-0	0-0	0-0	0	0	0	0	0	0	0	0	0+
TEAM							0	0	0						
TOTALS			**64**	**25-55**	**7-19**	**7-12**	**7**	**19**	**26**	**21**	**14**	**13**	**6**	**2**	**200**

	FG	FG%	3FG	3FG%	FT	FT%
1st Half	14-30	46.7	6-13	46.2	0-0	0.0
2nd Half	11-25	44.0	1-6	16.7	7-12	58.3
GAME	25-55	45.5	7-19	36.8	7-12	58.3

Deadball Rebounds: 2, 0
Biggest Run: 12 (11:51 1H)
Largest Lead: 14 (9:08 1H)
Technical Fouls: None

K-STATE (8-1)

No.	Name		PTS	FG	3FG	FT	O	D	R	PF	A	TO	S	B	MIN
03	N'GUESSAN, David	F	23	9-9	1-1	4-11	0	5	5	1	1	0	0	2	33
11	JOHNSON, Keyontae	F	12	5-10	0-1	2-3	3	4	7	3	3	3	1	0	30
35	TOMLIN, Nae'Qwan	F	12	4-7	0-1	4-4	2	6	8	2	1	1	2	0	32
01	NOWELL, Markquis	G	15	5-13	2-6	3-3	2	4	6	1	12	4	3	1	39
05	CARTER, Cam	G	7	3-5	0-2	1-2	0	2	2	2	3	1	0	0	31
13	SILLS, Desi		8	3-7	0-1	2-5	0	2	2	3	3	3	1	0	24
04	GREENE, Tykei		4	2-2	0-0	0-1	2	0	2	1	0	0	0	0	12
21	AWBREY, Nate		0	0-0	0-0	0-0	0	0	0	0	0	0	0	0	0+
TEAM							1	3	4						
TOTALS			**81**	**31-53**	**3-12**	**16-29**	**10**	**26**	**36**	**13**	**23**	**12**	**7**	**3**	**200**

	FG	FG%	3FG	3FG%	FT	FT%
1st Half	15-28	53.6	1-6	16.7	4-8	50.0
2nd Half	16-25	64.0	2-6	33.3	12-21	57.1
GAME	31-53	58.5	3-12	25.0	16-29	55.2

Deadball Rebounds: 6, 0
Biggest Run: 8 (15:08 2H)
Largest Lead: 17 (1:06 2H)
Technical Fouls: None

Officials: Ray Natili, Bret Smith, Brooks Wells
Attendance: 7,136 | **Start Time:** 7:01 p.m. | **Game Duration:** 2:00
ACU led for 16:57 // K-State led 22:22 // Game was tied for 0:41
Lead Changes: 6 // **Times Tied:** 1

Points From	Off Turnovers	Paint	2nd Chance	Fast Break	Bench
ACU	16	30	9	2	28
K-State	23	52	14	14	12

2022-23 BOXSCORES/RECAPS

10 UIW

Dec. 11, 2022 | Manhattan, Kan. / Bramlage Coliseum

UIW	28	22	—	50
K-STATE	45	53	—	98

▶ K-State opened the second half with 23 consecutive points to blow open an already lopsided game, as the Wildcats capped an impressive offensive effort with a 98-50 win over UIW on Dec. 11 before 7,042 fans at Bramlage Coliseum.

▶ K-State collected its third 90-point scoring effort, narrowly missing the school's first 100-point game since 2010 in the last few minutes before opting to dribble out the ball in the closing seconds against an undermanned UIW. The Wildcats hit on a season-best 59.1 percent (39-of-66) from the field, including 68.8 percent (22-of-32) after halftime, and saw 7 players in double figures.

▶ The 9-1 start is best start by the Wildcats since opening the 2011-12 season with a similar 9-1 mark, while head coach **Jerome Tang** is off to the best 10-game start by a first-year coach in school history.

▶ The 48-point margin of victory was the 10th-largest in school history.

▶ K-State busted open a close contest with a 20-1 run midway through the first half before landing the knockout punch with a 23-0 start to the second half. Six Wildcats contributed in the first-half run, including 5 points each from senior **Markquis Nowell** and freshman **Dorian Finister**. The second-half run was much the same with seven players registering points, including 3-pointers from senior **Keyontae Johnson** and juniors **Ish Massoud** and **Nae'Qwan Tomlin**.

▶ Johnson led all scorers with 18 points on 7-of-9 field goals, including 3-of-5 from 3-point range, to go with 5 assists, 4 rebounds and 3 steals in a season-low 24 minutes of action. The Wildcats' leading scorer (17.3 ppg.) has now scored in double figures in all 10 games this season. Tomlin had a near double-double with 15 points and a season-high 9 rebounds in 23 minutes, while junior reserve **Desi Sills** added 14 points, 4 assists, 3 rebounds and 2 steals.

▶ Sophomore **Cam Carter**, Finister and Nowell each added 10 points, as Nowell nearly notched another double-double with a game-high 8 assists to go with 5 rebounds. Finister saw his most action of the season in 22 minutes, recording his first career double-digit scoring game to go with 7 rebounds and 4 assists.

▶ UIW, which has 9 true or redshirt freshmen among its 16-man roster, hit on 38 percent (19-of-50) from the field, including 50 percent (7-of-14) from 3-point range, and made 5 of 8 attempts from the free throw line. Freshman **Trey Miller** led with 12 points on 5-of-9 shooting, including 2-of-3 from 3-point range.

UIW (5-5)

No.	Name		PTS	FG	3FG	FT	O	D	R	PF	A	TO	S	B	MIN
24	GRISCTI, Benjamin	C	6	2-4	2-2	0-0	1	4	5	3	0	1	2	0	24
05	SWABY, Brandon	G	9	4-6	1-1	0-0	0	1	1	1	2	3	0	0	30
10	CISSE, Jonathan	G	7	2-5	2-4	1-1	0	0	0	1	0	6	0	0	22
12	KRAUSE, Niki	G	0	0-9	0-2	0-0	2	2	4	2	6	4	1	0	32
25	MILLER, Trey	G	12	5-9	2-3	0-1	0	2	2	1	1	0	0	1	29
03	DENNIS, Davante		7	3-6	0-1	1-2	0	5	5	3	2	3	0	1	22
13	MORGAN, Josh		5	2-4	0-0	1-2	0	2	2	1	1	2	0	0	16
23	PAYNE III, Stephon		0	0-4	0-0	0-0	1	3	4	0	0	0	0	0	13
00	HAYMAN, Dylan		4	1-3	0-1	2-2	0	0	0	0	2	0	0	0	11
04	ABRAM, Reggie		0	0-0	0-0	0-0	0	0	0	0	0	0	0	0	0+
33	BENY TIL, Gabe		0	0-0	0-0	0-0	0	0	0	0	0	0	0	0	0+
TEAM							1	1	2			1			
TOTALS			**50**	**19-50**	**7-14**	**5-8**	**5**	**20**	**25**	**12**	**14**	**20**	**3**	**2**	**200**

	FG	FG%	3FG	3FG%	FT	FT%
1st Half	11-28	39.3	3-6	50.0	3-4	75.0
2nd Half	8-22	36.4	4-8	50.0	2-4	50.0
GAME	19-50	38.0	7-14	50.0	5-8	62.5

Deadball Rebounds: 1, 0
Biggest Run: 9 (4:45 1H)
Largest Lead: None
Technical Fouls: None

K-STATE (9-1)

No.	Name		PTS	FG	3FG	FT	O	D	R	PF	A	TO	S	B	MIN
03	N'GUESSAN, David	F	12	5-5	1-1	1-2	1	1	2	1	1	0	0	0	20
11	JOHNSON, Keyontae	F	18	7-9	3-5	1-2	1	3	4	1	5	1	3	0	24
35	TOMLIN, Nae'Qwan	F	15	7-9	1-1	0-2	2	7	9	1	1	1	1	0	23
01	NOWELL, Markquis	G	10	3-7	2-3	2-2	0	5	5	1	8	2	1	0	23
05	CARTER, Cam	G	10	4-8	1-4	1-2	0	0	0	3	3	1	1	0	27
04	GREENE, Tykei		6	2-7	0-3	2-2	2	3	5	1	0	0	1	0	17
13	SILLS, Desi		14	6-12	1-5	1-2	1	2	3	0	4	2	2	0	26
24	FINISTER, Dorian		10	4-5	2-2	0-0	2	5	7	0	4	0	1	0	22
25	MASSOUD, Ismael		3	1-2	1-2	0-0	0	2	2	1	0	0	1	0	14
21	AWBREY, Nate		0	0-2	0-0	0-0	0	0	0	0	0	1	0	0	5+
TEAM							1	0	1						
TOTALS			**98**	**39-66**	**12-26**	**8-14**	**10**	**28**	**38**	**9**	**26**	**8**	**11**	**0**	**200**

	FG	FG%	3FG	3FG%	FT	FT%
1st Half	17-34	50.0	6-16	37.5	5-9	55.6
2nd Half	22-32	68.8	6-10	60.0	3-5	60.0
GAME	39-66	59.1	12-26	46.2	8-14	57.1

Deadball Rebounds: 3, 0
Biggest Run: 27 (13:50 2H)
Largest Lead: 52 (5:24 2H)
Technical Fouls: Greene

Officials: Doug Sirmons, Tony Padilla, Antinio Petty
Attendance: 7,042 | **Start Time:** 2:01 p.m. | **Game Duration:** 1:46
UIW led for 0:00 // K-State led 39:39 // Game was tied for 0:21
Lead Changes: 0 // **Times Tied:** 0

Points From	Off Turnovers	Paint	2nd Chance	Fast Break	Bench
UIW	10	16	0	4	16
K-State	28	48	13	16	33

11 NEBRASKA

Dec. 17, 2022 | Kansas City, Mo. / T-Mobile Center

Nebraska	26	30	—	56
K-STATE	39	32	—	71

▶ Senior **Keyontae Johnson** collected his second double-double of the season to pace four Wildcats in double figures, as K-State led from nearly start to finish in earning a 71-56 win over former conference foe Nebraska in the 11th Wildcat Classic on Dec. 17 before 13,184 fans at the T-Mobile Center.

▶ The win helped K-State (10-1) continue its best start to a season since 2016-17, as the Wildcats snapped a 4-game skid in the T-Mobile Center while handing Nebraska (6-6) its seventh straight defeat in the series.

▶ Johnson led all scorers with a game-high 23 points on 9-of-13 field goals, including 2-of-3 from 3-point range, to go with a game-best 11 rebounds, 2 assists and a career-tying 4 steals in 34 minutes. It was his 15th career double-double, including his seventh with at least 20 points and 10 rebounds, while it was his 11th career 20-point contest.

▶ Johnson was joined in double figures by junior **Nae'Qwan Tomlin**, who scored 15 points on 6-of-10 shooting, including 2-of-5 from long range, along with senior **Markquis Nowell** and sophomore **Cam Carter**, who finished with 13 and 10 points, respectively. Nowell added a game-high 7 assists.

▶ K-State playing in its first Wildcat Classic since a 66-63 loss to Saint Louis in 2019, used a strong finish to the first half to build a double-digit lead at the break. The Wildcats continued to extend that lead in the first 11 minutes of the second half, building as much as a 19-point lead at 59-40 before Nebraska head coach **Fred Hoiberg** called a timeout with just over 9 minutes to play.

▶ The timeout seemed to ignite the Cornhuskers, as they rattled off 10 straight points to cut the deficit to 59-50 with under 4 minutes to play before a corner 3-pointer by freshman Jamarques Lawrence got them to within 62-55 with 1:19 remaining. However, they could get no closer as the Wildcats scored 7 straight points and 9 of the last 10 points – all from the free throw line – to close it out.

▶ After connecting on 48.4 percent (15-of-31), including 40 percent (6-of-15) from 3-point range, in the first half, K-State had to survive a poor second-half shooting performance, where he hit on just 31 percent (9-of-29) from the field, including 30.8 percent (4-of-13) from beyond the arc. For game, the Wildcats connected on 40 percent (24-of-60) from the field, including 35.7 percent (10-of-28) from 3-point range, while making 13 of 19 free throws.

NEBRASKA (6-6)

No.	Name		PTS	FG	3FG	FT	O	D	R	PF	A	TO	S	B	MIN
04	GARY, Juwan	F	8	3-9	0-2	2-2	5	6	11	3	1	2	4	1	29
13	WALKER, Derrick	F	7	1-5	0-0	5-6	1	5	6	4	3	5	0	2	27
00	WILCHER, C.J.	G	3	1-7	1-4	0-0	0	4	4	1	1	2	0	0	26
05	GRIESEL, Sam	G	4	2-4	0-1	0-1	0	0	0	1	1	2	1	0	24
25	BANDOUMEL, Emmanuel	G	7	2-10	0-3	3-6	2	1	3	1	2	2	1	1	34
15	KEITA, Blaise		0	0-0	0-0	0-0	0	0	0	1	0	1	0	0	2
30	TOMINAGA, Keisel		5	1-8	0-4	3-3	0	3	3	1	0	1	0	0	19
10	LAWRENCE, Jamarques		9	3-4	2-3	1-2	0	5	5	3	1	0	1	0	18
32	BREIDENBACH, Wilhelm		13	5-9	1-4	2-2	3	2	5	3	0	1	1	1	22
TEAM							2	0	2			2			
TOTALS			**56**	**18-56**	**4-21**	**16-22**	**13**	**26**	**39**	**18**	**9**	**18**	**8**	**5**	**200**

	FG	FG%	3FG	3FG%	FT	FT%
1st Half	9-30	30.0	1-8	12.5	7-7	100.0
2nd Half	9-26	34.6	3-13	23.1	9-15	60.0
GAME	18-56	32.1	4-21	19.0	16-22	72.7

Deadball Rebounds: 3, 0
Biggest Run: 10 (3:55 2H)
Largest Lead: 2 (19:08 1H)
Technical Fouls: None

K-STATE (10-1)

No.	Name		PTS	FG	3FG	FT	O	D	R	PF	A	TO	S	B	MIN
03	N'GUESSAN, David	F	3	1-4	0-0	1-3	3	5	8	3	3	1	1	1	31
11	JOHNSON, Keyontae	F	23	9-13	2-3	3-6	5	6	11	1	2	4	4	0	34
35	TOMLIN, Nae'Qwan	F	15	6-10	2-5	1-2	1	6	7	3	2	0	2	2	34
01	NOWELL, Markquis	G	13	3-14	3-11	4-4	0	1	1	1	7	2	2	0	37
05	CARTER, Cam	G	10	3-10	2-5	2-2	0	2	2	3	2	2	0	0	26
13	SILLS, Desi		5	1-6	1-3	2-2	0	4	4	3	4	2	0	0	28
04	GREENE, Tykei		2	1-3	0-1	0-0	1	1	2	1	0	1	0	0	10
TEAM							2	3	5			2			
TOTALS			**71**	**24-60**	**10-28**	**13-19**	**12**	**28**	**40**	**15**	**20**	**14**	**9**	**3**	**200**

	FG	FG%	3FG	3FG%	FT	FT%
1st Half	15-31	48.4	6-15	40.0	3-6	50.0
2nd Half	9-29	31.0	4-13	30.8	10-13	76.9
GAME	24-60	40.0	10-28	35.7	13-19	68.4

Deadball Rebounds: 4, 0
Biggest Run: 8 (15:09 1H)
Largest Lead: 19 (8:56 2H)
Technical Fouls: None

Officials: Kipp Kissinger, Chance Moore, Kelly Pfeiffer
Attendance: 13,184 | **Start Time:** 6:02 p.m. | **Game Duration:** 2:06
Nebraska led for 0:28 // K-State led 38:40 // Game was tied for 0:52
Lead Changes: 1 // **Times Tied:** 0

Points From	Off Turnovers	Paint	2nd Chance	Fast Break	Bench
Nebraska	13	28	13	9	27
K-State	19	22	13	4	7

12 RADFORD

Dec. 17, 2022 | Manhattan, Kan. / Bramlage Coliseum

Radford	28	37	—	65
K-STATE	31	42	—	73

▶ Junior **Nae'Qwan Tomlin** led four Wildcats in double figures with a season-high 26 points, as K-State concluded its December non-conference schedule with a 73-65 win over Radford on Dec. 21 on before 6,939 fans at Bramlage Coliseum.

▶ K-State (11-1) headed into its 10-game holiday break with a 5-game winning streak, as the Wildcats continued their best start to a season since 2016-17. The 11 non-conference wins are the most since 2017-18 and tied six other teams for the third-most in a single season since 2006-07.

▶ Tomlin, who has now scored in double figures in 5 consecutive games, earned his first 20-point game as a Wildcat by connecting on 11-of-18 field goals, which included 4 dunks, to go with a 3-pointer and all 3 free throws attempted. He also tied a season-high with 9 rebounds to go with 2 blocks, 1 assist and 1 steal.

▶ Tomlin was joined in double figures by senior **Keyontae Johnson**, who shook off a poor shooting night to post 16 points on 6-of-15 shooting, as well as seniors **Markquis Nowell** and **Desi Sills**, who each added 10 points. The team has now had at least four double-digit scorers in each of the last four games.

▶ On the strength of Tomlin's play, K-State took control of the game with a 9-0 run late in the first half then held a double-digit lead for much of the second half before a scrappy Radford (6-7) created some anxious moments for the home team. The Highlanders used a 13-2 run to cut the deficit to 71-65 with less than a minute to play. However, the Wildcats were able to hold off any further rally with a big steal from Sills on a tie-up and a pair of free throws from Johnson.

▶ In addition to his scoring, Nowell also dished out a game-high 11 assists to record his 11th career double-double, including his seventh at K-State, and his third of the season. His 7 career double-doubles as a Wildcat extended his school record. He reached 100 assists in 12 games, which is the fastest in school history.

▶ Johnson also reached a milestone, as the first of his two free throws with 20 seconds remaining gave him 1,000 points for his career. He has now scored in double figures in all 12 games this season.

▶ K-State connected on 49.2 percent (29-of-59) from the field, including 57.1 percent (24-of-42) from inside the 3-point arc, and hit on 66.7 percent (10-of-15) from the line. The team also tallied 46 points in the paint, which marked the third time in 4 games that they have posted 40 or more points in the paint.

RADFORD (6-7)

No.	Name		PTS	FG	3FG	FT	O	D	R	PF	A	TO	S	B	MIN
00	ARCHER, Justin	F	2	1-3	0-0	0-2	2	1	3	3	0	0	0	0	16
15	NIANG, Madiaw	F	0	0-0	0-0	0-1	1	2	3	1	2	0	0	1	17
01	SMITH, DaQuan	G	12	5-10	2-4	0-0	0	5	5	3	2	1	1	0	30
02	JEFFERS, Josiah	G	10	4-11	1-2	1-4	0	1	1	1	3	2	0	0	29
14	ANTOINE, Bryan	G	9	3-8	1-4	2-2	1	3	4	0	0	0	0	0	21
13	JULES, Shaquan		6	3-3	0-0	0-1	3	2	5	1	0	0	0	0	16
12	EZEAKUDO, Onyebuchi		0	0-5	0-3	0-0	0	0	0	1	2	3	1	0	15
03	GILES, Kenyon		20	7-11	3-4	3-4	0	1	1	0	1	1	1	0	24
54	YAMAZAKI, Ibu		6	1-4	0-3	4-4	0	0	0	1	1	0	0	0	13
05	KOUREISSI, Souleymane		0	0-2	0-0	0-0	0	0	0	0	0	0	0	0	7
21	PIERCE, D'Auntray		0	0-2	0-0	0-0	0	1	1	3	2	0	1	1	11
TEAM							2	2	4			1			
TOTALS			**65**	**24-59**	**7-20**	**10-18**	**9**	**18**	**27**	**14**	**13**	**8**	**5**	**2**	**200**

	FG	FG%	3FG	3FG%	FT	FT%
1st Half	11-29	37.9	4-10	40.0	2-3	66.7
2nd Half	13-30	43.3	3-10	30.0	8-15	53.3
GAME	24-59	40.7	7-20	35.3	10-18	55.6

Deadball Rebounds: 5, 2
Biggest Run: 8 (19:08 2H)
Largest Lead: 5 (17:09 1H)
Technical Fouls: Yamazaki (4:38 2H)

K-STATE (11-1)

No.	Name		PTS	FG	3FG	FT	O	D	R	PF	A	TO	S	B	MIN
03	N'GUESSAN, David	F	7	3-5	0-0	1-3	2	5	7	2	2	1	0	1	21
11	JOHNSON, Keyontae	F	16	6-15	0-4	4-7	3	4	7	1	3	0	0	0	36
35	TOMLIN, Nae'Qwan	F	26	11-18	1-4	3-3	6	3	9	2	1	0	1	2	33
01	NOWELL, Markquis	G	10	3-6	2-4	2-2	0	4	4	0	11	6	2	0	36
05	CARTER, Cam	G	2	1-5	0-2	0-0	1	4	5	3	2	0	1	0	27
13	SILLS, Desi		10	4-7	2-3	0-0	0	4	4	1	0	3	2	0	32
23	IYIOLA, Abayomi		2	1-3	0-0	0-0	1	2	3	3	0	1	0	2	11
25	MASSOUD, Ismael		0	0-0	0-0	0-0	0	0	0	0	1	1	0	0	5
TEAM							0	2	2			1			
TOTALS			**73**	**29-59**	**5-17**	**10-15**	**13**	**28**	**41**	**14**	**20**	**12**	**6**	**5**	**200**

	FG	FG%	3FG	3FG%	FT	FT%
1st Half	13-32	40.6	4-12	33.3	1-2	50.0
2nd Half	16-27	59.3	1-5	20.0	9-12	69.2
GAME	29-59	49.2	5-17	29.4	10-15	66.7

Deadball Rebounds: 2, 1
Biggest Run: 11 (14:22 2H)
Largest Lead: 17 (5:53 2H)
Technical Fouls: Team (13:46 2H)

Officials: Kipp Kissinger, Bret Smith, Jabir Walker
Attendance: 6,939 | **Start Time:** 1:31 p.m. | **Game Duration:** 2:06
RU led for 8:40 // K-State led 30:46 // Game was tied for 0:34
Lead Changes: 11 // **Times Tied:** 2

Points From	Off Turnovers	Paint	2nd Chance	Fast Break	Bench
Radford	18	26	6	2	32
K-State	8	46	9	12	12

1

G | SR.-TR

MARKQUIS NOWELL

G | 5-8 | 160 | Sr.-1L | Harlem, N.Y. | The Patrick School | Little Rock

@MrNewYorkCityy mr.newyorkcity

2022 All-Big 12 Honorable Mention
2022 Big 12 All-Defensive Team
Phillips 66 Big 12 Player of the Week (11/28/22)

SUPERLATIVES

	FR	SO	JR_1	JR_2	SR	CAR
10+ Points	15	20	12	19	10	76
20+ Points	3	12	1	3	1	20
30+ Points	1	2	—	—	—	3
4+ 3FGM	5	10	2	3	—	20
5+ Rebounds	6	7	4	5	4	26
5+ Assists	11	14	9	12	11	57
10+ Assists	—	1	4	3	4	12
2+ Steals	9	18	10	16	7	60
Double-Doubles	—	1	4	3	3	11

PERSONAL HIGHS

■ Points

Season	29 vs. Nevada (11/22/22)
Career	34 vs. SE Oklahoma State (11/8/18)
Big 12	21 vs. West Virginia (2/14/22)

■ Field Goals Made

Season	10 vs. Nevada (11/22/22)
Career	12 vs. SE Oklahoma State (11/8/18)
Big 12	8 at Kansas (2/22/22)

■ Field Goals Attempted

Season	20 vs. Nevada (11/22/22)
Career	25 vs. ULM (2/27/20)
Big 12	15 at Kansas (2/22/22)

■ 3-Point Field Goals Made

Season	3, twice
Career	8 at ULM (12/19/19)
Big 12	4, twice

■ 3-Point Field Goals Attempted

Season	11 vs. Nebraska (12/17/22)
Career	19 vs. ULM (2/27/20)
Big 12	9 at Oklahoma State (2/19/22)

■ Free Throws Made

Season	6, twice
Career	14 vs. Iowa State (2/26/22)
Big 12	14 vs. Iowa State (2/26/22)

■ Free Throws Attempted

Season	9, vs. Wichita State (12/3/22)
Career	16 vs. Iowa State (2/26/22)
Big 12	16 vs. Iowa State (2/26/22)

■ Rebounds

Season	6 vs. Abilene Christian (12/6/22)
Career	9 vs. Duquesne (11/30/20)
Big 12	4, 4 times

■ Assists

Season	12, twice *(last time vs. Abilene Christian (12/6/22)*
Career	13, twice *(last time vs. Central Arkansas (12/6/20)*
Big 12	10 at West Virginia (1/8/22)

■ Blocked Shots

Season	1 vs. Abilene Christian (12/6/22)
Career	1, 3 times
Big 12	—

■ Steals

Season	4 vs. UTRGV (11/7/22)
Career	7 vs. TCU (1/12/22)
Big 12	7 vs. TCU (1/12/22)

■ Minutes

Season	41 vs. Nevada (11/22/22)
Career	44 at Iowa State (2/13/22)
Big 12	44 at Iowa State (2/13/22)

SEASON STATS

PPG	RPG	APG	FG%	3FG%	FT%
13.7	3.0	8.3	37.5	33.3	85.5

LAST GAME (vs. Radford 12/21/22)

MIN	PTS	REBS	ASTS	BLKS	STLS
36	10	4	11	0	2

NOWELL AT A GLANCE

▶ Has played in 39 games with 33 starts in his K-State career, including 27 of 31 games in 2021-22 with 21 starts... Has started all 12 games in 2022-23... Overall, he has played in 107 games in college with 85 starts (Little Rock, K-State).

▶ The Big 12 leader in assists and assist/turnover ratio, he is 2nd nationally in both assists/game (8.3 apg.) and total assists (100)... Also among the top-15 in the Big 12 in scoring (12th), steals (6th), FT percentage (4th) and minutes (2nd).

▶ One of 2 active Division I players with at least 1,000 points, 500 assists and 200 steals... Ranks 1st among active Division I players for most career steals (216), while he is 9th in career steals/game (2.02).

▶ Needs 1 point to eclipse 500 points in his K-State career, as he ranks 7th all-time for points by a Division I transfer... Became the fastest Wildcat to eclipse 200 career assists vs. ACU (12/6/22) and 100 season assists vs. Radford (12/21/22).

▶ Named the Phillips 66 Big 12 Player of the Week on Nov. 28 after his MVP performance at the Cayman Islands Classic where he averaged 18.7 points on 45.2 percent shooting with 9.0 assists and 3.7 rebounds per game.

▶ Was selected All-Big 12 Honorable Mention in 2022, while he was the 7th 'Cat to be named to the All-Defensive Team and first since **Barry Brown, Jr.** in 2019.

▶ 1 of 2 Big 12 players (Baylor's **James Akinjo**) to rank in top-15 in scoring (12th) and top-5 in assists (2nd), steals (1st) and assist/turnover ratio (2nd) in 2021-22.

TOP PERFORMANCES

▶ Has 11 career points/assists double-doubles, including 6 at K-State... Had a near triple-double vs. Marquette (12/8/21) as a junior, posting 11 points, a season-high 11 assists and 8 rebounds... Became just the 2nd Wildcat with a 25-point/10-assist game with 29 points and 11 assists vs. Nevada (11/22/22).

▶ Has 20 career 20-point games, including 4 at K-State... Scored his career-high as a Wildcat with 29 points on 10-of-20 field goals vs. Nevada (11/22/22).

▶ Had 2 20-point games in Big 12 play, including 21 vs. West Virginia (2/14/22) on 7-of-11 shooting, including 4 treys, and 20 at No. 5/5 Kansas (2/22/22).

▶ Has a school-record 7 games of 10 or more assists, including 4 times in 2022-23... His 12 dimes vs. URI (11/21/22) and ACU (12/6/22) tie for the fourth-most in school history and the most by any Wildcat since 1989.

▶ Became the first Wildcat to dish out double-digit assists in consecutive games with 12 vs. Rhode Island (11/21/22) and 11 vs. Nevada (11/22/22).

BACKGROUND

▶ Transferred to K-State in April 2021 after 3 seasons (2018-21) at Little Rock.

▶ Averaged double-digit points in all 3 seasons at Little Rock, including 17.5 ppg., as a sophomore in 2019-20, in which, he earned Lou Henson All-America and First Team All-Sun Belt honors in helping the Trojans to a 21-win season.

2022-23 GAME-BY-GAME STATISTICS

Date	Opponent	GS	MIN	FG	3PT	FT	O	D	TR	PF	AST	TO	BLK	STL	PTS	+/-
Nov. 7	**UTRGV**	*	**25**	**3-5**	**3-3**	**5-7**	**0**	**0**	**0**	**0**	**7**	**1**	**0**	**4**	**14**	**20**
Nov. 11	@California	*	33	3-11	1-4	6-7	0	3	3	1	7	2	0	3	13	10
Nov. 17	**KANSAS CITY**	*	**33**	**2-6**	**1-4**	**4-4**	**0**	**0**	**0**	**1**	**3**	**1**	**0**	**3**	**9**	**22**
Nov. 21	vs. Rhode Island	*	27	3-8	1-4	2-2	0	5	5	3	12	2	0	1	9	23
Nov. 22	vs. Nevada	*	41	10-20	2-7	7-9	0	2	2	4	11	4	0	0	29	12
Nov. 23	vs. LSU	*	33	6-14	2-5	4-4	1	3	4	0	4	5	0	1	18	2
Nov. 30	@Butler	*	35	5-15	1-6	2-2	0	1	1	1	8	2	0	1	13	5
Dec. 3	**WICHITA STATE**	*	**37**	**2-9**	**1-6**	**6-9**	**0**	**5**	**5**	**2**	**7**	**1**	**0**	**3**	**11**	**8**
Dec. 6	**ABILENE CHRISTIAN**	*	**39**	**5-13**	**2-6**	**3-3**	**2**	**4**	**6**	**1**	**12**	**4**	**1**	**3**	**15**	**19**
Dec. 11	**UIW**	*	**23**	**3-7**	**2-3**	**2-2**	**0**	**5**	**5**	**1**	**8**	**2**	**0**	**1**	**10**	**36**
Dec. 17	**NEBRASKA**	*	**37**	**3-14**	**3-11**	**4-4**	**0**	**1**	**1**	**1**	**7**	**2**	**0**	**2**	**13**	**14**
Dec. 21	**RADFORD**	*	**36**	**3-6**	**2-4**	**2-2**	**0**	**4**	**4**	**0**	**11**	**6**	**0**	**2**	**10**	**9**
Dec. 31	**WEST VIRGINIA***															
Jan. 3	@Texas*															
Jan. 7	@Baylor*															
Jan. 10	**OKLAHOMA STATE***															
Jan. 14	@TCU*															
Jan. 17	**KANSAS***															
Jan. 21	**TEXAS TECH***															
Jan. 24	@Iowa State*															
Jan. 28	**FLORIDA**															
Jan. 31	@Kansas*															
Feb. 4	**TEXAS***															
Feb. 7	**TCU***															
Feb. 11	@Texas Tech*															
Feb. 14	@Oklahoma*															
Feb. 18	**IOWA STATE***															
Feb. 21	**BAYLOR***															
Feb. 25	@Oklahoma State*															
Mar. 1	**OKLAHOMA***															
Mar. 4	@West Virginia*															

NOWELL'S CAREER STATS

YEAR	GP	GS	Min	Avg.	FGM	FGA	Pct.	3FGM	3FGA	Pct.	FTM	FTA	Pct.	Off	Def	Tot	Avg.	PF	Ast	TO	Blk	Stl	Pts	Avg.
*2018-19 (Fr.)	25	18	761	30.4	95	249	.382	46	130	.354	42	53	.792	10	69	79	3.2	54	105	83	0	36	278	11.1
*2019-20 (So.)	28	26	938	33.5	151	354	.427	77	197	.391	102	116	.879	9	74	83	3.0	58	136	104	2	62	481	17.2
*2020-21 (Jr.)	15	8	457	30.5	63	183	.344	33	99	.333	55	63	.873	15	44	59	3.9	31	90	59	0	35	214	14.3
2021-22 (Jr.)	27	21	821	30.4	112	290	.386	43	140	.307	68	82	.829	11	82	93	3.4	66	136	69	1	59	335	12.4
2022-23 (Sr.)	12	12	398	33.2	48	128	.375	21	63	.333	47	55	.855	3	33	36	3.0	15	100	32	1	24	164	13.7
Totals	**107**	**85**	**3374**	**31.5**	**469**	**1204**	**.390**	**220**	**629**	**.350**	**314**	**369**	**.851**	**48**	**302**	**350**	**3.3**	**224**	**567**	**347**	**4**	**216**	**1472**	**13.8**

*at Little Rock

3

F | JR.-TR



DAVID N'GUESSAN

F | 6-9 | 215 | Jr.-TR | De Lier, The Neth. | Mt. Zion Prep [Md.] | Virginia Tech

@DavidNGuessan1 davidnguessan1

SUPERLATIVES

	FR	SO	JR	SR	CAR
10+ Points	2	2	3	—	7
20+ Points	—	—	1	—	1
2+ 3FGM	—	—	—	—	—
Double-Double	—	—	—	—	—
5+ Rebounds	4	8	8	—	20
10+ Rebounds	—	—	—	—	—
3+ Assists	—	1	1	—	2
Multiple Steals	2	1	—	—	3
2+ Blocks	2	6	2	—	10

PERSONAL HIGHS

Points
Season 23 vs. Abilene Christian (12/6/22)
Career 23 vs. Abilene Christian (12/6/22)
Big 12 —

Field Goals Made
Season 9 vs. Abilene Christian (12/6/22)
Career 9 vs. Abilene Christian (12/6/22)
Big 12 —

Field Goals Attempted
Season 9 vs. Abilene Christian (12/6/22)
Career 9 vs. Abilene Christian (12/6/22)
Big 12 —

3-Point Field Goals Made
Season 1, 3 times
Career 1, 7 times
Big 12 —

3-Point Field Goals Attempted
Season 3 vs. UTRGV (11/7/22)
Career 3 vs. UTRGV (11/7/22)
Big 12 —

Free Throws Made
Season 4 vs. Abilene Christian (12/6/22)
Career 5 vs. Clemson (3/9/22)
Big 12 —

Free Throws Attempted
Season 11 vs. Abilene Christian (12/6/22)
Career 11 vs. Abilene Christian (12/6/22)
Big 12 —

Rebounds
Season 8, twice
Career 9 vs. Cornell (12/8/21)
Big 12 —

Assists
Season 3 vs. Nebraska (12/17/22)
Career 3, twice
Big 12 —

Blocked Shots
Season 2, twice
Career 3, twice
Big 12 —

Steals
Season 1, 6 times
Career 2, 3 times
Big 12 —

Minutes
Season 33 vs. Abilene Christian (12/6/22)
Career 33 vs. Abilene Christian (12/6/22)
Big 12 —

SEASON STATS

PPG	RPG	BPG	FG%	3FG%	FT%
7.8	5.1	0.8	67.9	50.0	46.7

LAST GAME (vs. Radford 12/21/22)

MIN	PTS	REBS	ASTS	BLKS	STLS
21	7	7	2	1	0

N'GUESSAN AT A GLANCE

▶ Has started 11 of 12 games, including each of the last 9... The opener vs. UTRGV (11/7/22) was his first college start... Has seen action in 69 games with 11 starts at Virginia Tech (57 games) and K-State (12 games).

▶ Ranks 2nd on the team in blocks (0.8 bpg.) and 3rd in rebounding (5.1 rpg.)... Also places 2nd with 7 charges taken, including 3 vs. LSU (11/23/22).

▶ Has 3 double-digit scoring games, including in back-to-back games vs. Abilene Christian (12/6/22) and UIW (12/11/22) (where he averaged 17.5 ppg.)... Has scored 8 or more points in 6 of the last 9 games.

▶ Became the 10th Wildcat to go 9-of-9 or better from the field (including the 2nd this season) with his career-best 23 points vs. Abilene Christian (12/6/22)... It was his 1st career 20-point game and his 6th double-digit scoring game.

▶ Hit on 14 consecutive field goals between the Abilene Christian (12/6/22) and UIW (12/11/22) games, falling 3 shy of **Ed Nealy's** school-record of 17 in 1980.

▶ Scored in double figures for the 1st time as a Wildcat vs. Rhode Island (11/21/22) with 12 points on 6-of-8 shooting with 7 rebounds in just 16 minutes.

▶ Had a near double-double in the OT win vs. Nevada (11/22/22) with 8 points on 4-of-6 field goals with a season-high 8 rebounds and 2 blocks in 27 minutes.

▶ Tied his season-high with 8 rebounds vs. Nebraska (12/17/22).

TOP PERFORMANCES

▶ Posted his 1st career 20-point game with a career-high 23 points vs. Abilene Christian (12/6/22), going a perfect 9-of-9 from the field, including 1-of-1 from 3-point range, to go with 5 rebounds, 2 blocks and an assist in 33 minutes.

▶ His previous career-high of 15 points vs. Maine (11/9/21) came while playing at Virginia Tech in the first game of the 2021-22 season, going 7-of-7 from the field, including 1-of-1 from beyond the arc, in just 18 minutes of action.

▶ Registered his first double-digit scoring game as a Wildcat with 12 points vs. Rhode Island (11/21/22) on 6-of-8 field goals with 7 rebounds in just 16 minutes.

▶ Pulled down a career-best 9 rebounds vs. Cornell (12/8/21) while at Virginia Tech, while he twice has grabbed 8 boards this season (vs. Nevada, Nebraska).

BACKGROUND

▶ Transferred to K-State after 2 seasons (2020-22) at Virginia Tech.

▶ Saw action in 57 of a possible 58 games in his Virginia Tech career, helping the Hokies to 38 wins, consecutive NCAA Tournament appearances and their first-ever ACC Tournament title in 2022.

2022-23 GAME-BY-GAME STATISTICS

Date	Opponent	GS	MIN	FG	3PT	FT	O	D	TR	PF	AST	TO	BLK	STL	PTS	+/-
Nov. 7	**UTRGV**	*	**19**	**1-6**	**1-3**	**2-2**	**2**	**4**	**6**	**3**	**2**	**1**	**0**	**1**	**5**	**10**
Nov. 11	@California	*	14	1-2	0-0	0-0	1	2	3	3	0	3	0	0	2	12
Nov. 17	**KANSAS CITY**		**17**	**1-1**	**0-0**	**1-2**	**4**	**2**	**6**	**0**	**0**	**3**	**1**	**1**	**3**	**0**
Nov. 21	vs. Rhode Island	*	16	6-8	0-0	0-1	5	2	7	5	1	2	1	1	12	23
Nov. 22	vs. Nevada	*	27	4-6	0-0	0-2	4	4	8	3	2	0	2	0	8	12
Nov. 23	vs. LSU	*	31	0-2	0-0	2-2	1	0	1	2	1	1	0	1	2	-1
Nov. 30	@Butler	*	25	4-4	0-0	0-0	2	0	2	3	1	1	1	0	8	-9
Dec. 3	**WICHITA STATE**	*	**26**	**3-4**	**0-1**	**2-2**	**2**	**4**	**6**	**0**	**1**	**0**	**0**	**1**	**8**	**-4**
Dec. 6	**ABILENE CHRISTIAN**	*	**33**	**9-9**	**1-1**	**4-11**	**0**	**5**	**5**	**1**	**1**	**0**	**2**	**0**	**23**	**16**
Dec. 11	**UIW**	*	**20**	**5-5**	**1-1**	**1-2**	**1**	**1**	**2**	**1**	**1**	**0**	**0**	**0**	**12**	**11**
Dec. 17	**NEBRASKA**	*	**31**	**1-4**	**0-0**	**1-3**	**3**	**5**	**8**	**3**	**3**	**1**	**1**	**1**	**3**	**16**
Dec. 21	**RADFORD**	*	**21**	**3-5**	**0-0**	**1-3**	**2**	**5**	**7**	**2**	**2**	**1**	**1**	**0**	**7**	**-5**
Dec. 31	**WEST VIRGINIA***															
Jan. 3	@Texas*															
Jan. 7	@Baylor*															
Jan. 10	**OKLAHOMA STATE***															
Jan. 14	@TCU*															
Jan. 17	**KANSAS***															
Jan. 21	**TEXAS TECH***															
Jan. 24	@Iowa State*															
Jan. 28	**FLORIDA**															
Jan. 31	@Kansas*															
Feb. 4	**TEXAS***															
Feb. 7	**TCU***															
Feb. 11	@Texas Tech*															
Feb. 14	@Oklahoma*															
Feb. 18	**IOWA STATE***															
Feb. 21	**BAYLOR***															
Feb. 25	@Oklahoma State*															
Mar. 1	**OKLAHOMA***															
Mar. 4	@West Virginia*															

N'GUESSAN'S CAREER STATS

YEAR	GP	GS	Min	Avg.	FGM	FGA	Pct.	3FGM	3FGA	Pct.	FTM	FTA	Pct.	Off	Def	Tot	Avg.	PF	Ast	TO	Blk	Stl	Pts	Avg.
*2019-20 (Fr.)	21	0	202	9.6	21	36	.583	0	2	.000	13	31	.419	15	33	48	2.3	33	8	9	2	6	55	2.6
*2021-22 (So.)	36	0	483	13.4	52	107	.486	4	15	.267	24	45	.533	32	66	98	2.7	56	24	17	22	10	132	3.7
2022-23 (Jr.)	12	11	278	23.2	38	56	.679	3	6	.500	14	30	.467	27	34	61	5.1	26	15	13	9	6	93	7.8
Totals	**69**	**11**	**963**	**14.0**	**111**	**199**	**.558**	**7**	**23**	**.304**	**51**	**106**	**.481**	**74**	**133**	**207**	**3.0**	**115**	**47**	**39**	**33**	**22**	**280**	**4.1**

*at Virginia Tech

4

G | SR.-TR

TYKEI GREENE

G | 6-4 | 205 | Sr.-TR | Queens, N.Y. | Long Island Lutheran | Manhattan | Stony Brook

@TheGreene40 ty.greene0

2022 All-America East Second Team
2022 America East All-Academic Team

SUPERLATIVES

	FR	SO	JR	SR_1	SR_2	CAR
10+ Points	4	15	12	23	—	54
20+ Points	—	3	—	7	—	10
30+ Points	—	—	—	—	—	—
4+ 3FGM	1	1	—	2	—	4
5+ Rebounds	8	15	14	24	1	62
10+ Rebounds	—	—	6	11	—	17
2+ Steals	2	6	4	14	1	27
2+ Blocks	—	—	—	3	—	3
Double-Doubles	—	—	5	9	—	14

PERSONAL HIGHS

Points
Season 9 vs. UTRGV (11/7/22)
Career 29 at UMBC (2/16/22)
Big 12 —

Field Goals Made
Season 3, twice
Career 10, twice
Big 12 —

Field Goals Attempted
Season 8 vs. UTRGV (11/7/22)
Career 19 at UMass-Lowell (2/23/22)
Big 12 —

3-Point Field Goals Made
Season 2, twice
Career 5 at Hofstra (12/22/19)
Big 12 —

3-Point Field Goals Attempted
Season 4, twice
Career 9 vs Iona (2/22/19)
Big 12 —

Free Throws Made
Season 2 vs. UIW (12/11/22)
Career 9, twice
Big 12 —

Free Throws Attempted
Season 4, twice
Career 12 vs. Delaware State (11/12/19)
Big 12 —

Rebounds
Season 5 vs. UIW (12/11/22)
Career 14, twice
Big 12 —

Assists
Season 3 vs. UTRGV (11/7/22)
Career 4, twice
Big 12 —

Blocked Shots
Season 1 vs. Rhode Island (11/21/22)
Career 2, 3 times
Big 12 —

Steals
Season 2 vs. Kansas City (11/17/22)
Career 4, twice
Big 12 —

Minutes
Season 22 vs. UTRGV (11/7/22)
Career 41 vs. Fairfield (12/4/20)
Big 12 —

SEASON STATS

PPG	RPG	APG	FG%	3FG%	FT%
4.1	2.0	0.5	40.5	26.3	40.0

LAST GAME (vs. Nebraska 12/17/22)

MIN	PTS	REBS	ASTS	BLKS	STLS
10	2	2	0	0	0

GREENE AT A GLANCE

▶ Has provided a spark from the bench in the first 11 games, averaging 14 minutes per game... Has now played in 125 games in college (Manhattan, Stony Brook and K-State) with 88 starts.

▶ Second-leading scorer off the bench at 4.1 points per game, connecting on 52.2 percent (12-of-23) from inside the arc... Has scored 6 or more points in 4 games, including a season-high 9 vs. UTRGV (11/7/22) in the opener.

▶ Was the leading scorer off the bench in the win at Cal (11/11/22) with 8 points on 3-of-6 field goals, including 1-of-4 from 3-point range, in 20 minutes.

▶ Has 54 career double-digit scoring games, including 10 games with 20 or more points... Scored in double figures in 35 of 54 games at Stony Brook (2020-22), including in 23 of 31 games as a senior (2021-22) with seven 20-point efforts.

▶ Has collected 14 career double-doubles (points/rebounds), including 9 in 2021-22... Ranks 4th in Stony Brook history in career double-doubles.

▶ Had a strong ending to his career at Stony Brook in 2021-22 with 6 of his 7 20-point games coming in the last 9 games... Posted double-doubles in 4 of the last 5 games, including 3 of at least 20 points and 10 rebounds.

▶ Led the America East in rebounding (8.1 rpg.) in 2021-22, while he ranked in the top-15 in 4 other categories, including 4th in field goal percentage (52.0), 5th in steals (1.4 spg.), 9th in scoring (14.0 ppg.) and 15th in minutes (30.9 mpg.).

TOP PERFORMANCES

▶ Scored a career-best 29 points at UMBC (2/16/22) on 9-of-12 field goals and 9-of-11 free throws while playing at Stony Brook... Also had 27 points in the season finale vs. NJIT (3/1/22) on 10-of-15 shooting.

▶ Among his 14 career double-doubles is 6 such double-doubles of at least 20 points and 10 rebounds, including 21 points and 10 rebounds and 23 points and 14 rebounds in back-to-back games vs. Hartford... Posted 27 points and 12 boards vs. NJIT (3/1/22) in his final game at Stony Brook.

▶ Has knocked down 119 3-point field goals in his career, including a career-best 5 treys at Hofstra (12/22/19).

BACKGROUND

▶ Transferred to K-State after 2 seasons (2020-22) at Stony Brook.

▶ Has scored 1,157 career points on 42.1 percent shooting in 125 games in college in 88 starts (Manhattan, Stony Brook, K-State) with 54 career double-digit scoring games and 14 career double-doubles.

2022-23 GAME-BY-GAME STATISTICS

Date	Opponent	GS	MIN	FG	3PT	FT	O	D	TR	PF	AST	TO	BLK	STL	PTS	+/-
Nov. 7	**UTRGV**		**22**	**3-8**	**2-4**	**1-4**	**0**	**2**	**2**	**1**	**3**	**0**	**0**	**1**	**9**	**25**
Nov. 11	@California		20	3-6	1-4	1-1	2	1	3	2	0	1	0	0	8	3
Nov. 17	**KANSAS CITY**		**6**	**1-4**	**0-1**	**0-0**	**0**	**0**	**0**	**4**	**0**	**1**	**0**	**2**	**2**	**6**
Nov. 21	vs. Rhode Island		19	2-3	2-2	1-2	2	1	3	0	1	0	1	0	7	7
Nov. 22	vs. Nevada		11	1-2	0-0	0-1	1	0	1	1	1	1	0	0	2	11
Nov. 23	vs. LSU		15	0-1	0-1	1-4	0	1	1	3	0	2	0	1	1	1
Nov. 30	@Butler		11	1-3	0-2	0-0	1	1	2	0	0	0	0	0	2	-13
Dec. 3	**WICHITA STATE**		**12**	**1-3**	**0-1**	**0-0**	**1**	**0**	**1**	**1**	**0**	**0**	**0**	**0**	**2**	**-2**
Dec. 6	**ABILENE CHRISTIAN**		**12**	**2-2**	**0-0**	**0-1**	**2**	**0**	**2**	**1**	**0**	**0**	**0**	**0**	**4**	**2**
Dec. 11	**UIW**		**17**	**2-7**	**0-3**	**2-2**	**2**	**3**	**5**	**1**	**0**	**0**	**0**	**1**	**6**	**21**
Dec. 17	**NEBRASKA**		**10**	**1-3**	**0-1**	**0-0**	**1**	**1**	**2**	**1**	**0**	**1**	**0**	**0**	**2**	**-4**
Dec. 21	**RADFORD**		**—**	**—**	**—**	**—**	**—**	**—**	**—**	**—**	**—**	**—**	**—**	**—**	**—**	**—**
Dec. 31	**WEST VIRGINIA***															
Jan. 3	@Texas*															
Jan. 7	@Baylor*															
Jan. 10	**OKLAHOMA STATE***															
Jan. 14	@TCU*															
Jan. 17	**KANSAS***															
Jan. 21	**TEXAS TECH***															
Jan. 24	@Iowa State*															
Jan. 28	**FLORIDA**															
Jan. 31	@Kansas*															
Feb. 4	**TEXAS***															
Feb. 7	**TCU***															
Feb. 11	@Texas Tech*															
Feb. 14	@Oklahoma*															
Feb. 18	**IOWA STATE***															
Feb. 21	**BAYLOR***															
Feb. 25	@Oklahoma State*															
Mar. 1	**OKLAHOMA***															
Mar. 4	@West Virginia*															

GREENE'S CAREER STATS

YEAR	GP	GS	Min	Avg.	FGM	FGA	Pct.	3FGM	3FGA	Pct.	FTM	FTA	Pct.	Off	Def	Tot	Avg.	PF	Ast	TO	Blk	Stl	Pts	Avg.
*2018-19 (Fr.)	32	13	627	19.6	61	193	.316	21	84	.250	39	68	.574	29	76	105	3.3	51	16	58	2	16	182	5.7
*2019-20 (So.)	28	23	796	28.4	91	245	.371	30	104	.288	60	97	.619	43	87	130	4.6	51	26	56	6	21	272	9.7
**2020-21 (Jr.)	23	22	705	30.7	83	190	.437	23	77	.299	34	62	.548	51	107	158	6.9	48	19	41	4	16	223	9.7
**2021-22 (Sr.)	31	30	961	31.0	159	306	.520	40	94	.426	77	120	.642	88	164	252	8.1	57	35	47	13	43	435	14.0
2022-23 (Sr.)	11	0	154	14.0	17	42	.405	5	19	.263	6	15	.400	12	10	22	2.0	15	5	6	1	5	45	4.1
Totals	**125**	**88**	**3243**	**25.9**	**411**	**976**	**.421**	**119**	**378**	**.315**	**216**	**362**	**.597**	**223**	**444**	**667**	**5.3**	**222**	**101**	**208**	**26**	**101**	**1157**	**9.3**

**at Manhattan | **at Stony Brook*

5

G | SO.-TR

CAM CARTER

G | 6-3 | 190 | So.-TR | Donaldsonville, La. | Oak Hill Academy | Mississippi State

@camryncarter23 camc.5

SUPERLATIVES

	FR	SO	JR	SR	CAR
10+ Points	2	3	—	—	5
20+ Points	—	—	—	—	—
30+ Points	—	—	—	—	—
3+ 3FGM	1	1	—	—	2
Double-Doubles	—	—	—	—	—
5+ Rebounds	—	2	—	—	2
5+ Assists	1	—	—	—	1
Multiple Steals	2	3	—	—	5
2+ Blocks	—	—	—	—	—

PERSONAL HIGHS

Points
Season 16 vs. Kansas City (11/17/22)
Career 16 vs. Kansas City (11/17/22)
Big 12 —

Field Goals Made
Season 5 vs. Kansas City (11/17/22)
Career 5 vs. Kansas City (11/17/22)
Big 12 —

Field Goals Attempted
Season 10, twice
Career 12 at Alabama (2/16/22)
Big 12 —

3-Point Field Goals Made
Season 4 vs. Kansas City (11/17/22)
Career 4 vs. Kansas City (11/17/22)
Big 12 —

3-Point Field Goals Attempted
Season 7 vs. Kansas City (11/17/22)
Career 7 vs. Kansas City (11/17/22)
Big 12 —

Free Throws Made
Season 2, 3 times
Career 4 at Alabama (2/16/22)
Big 12 —

Free Throws Attempted
Season 2, 5 times
Career 4, twice
Big 12 —

Rebounds
Season 7 vs. LSU (11/23/22)
Career 7 vs. LSU (11/23/22)
Big 12 —

Assists
Season 3, 3 times
Career 7 vs. Montana (11/13/21)
Big 12 —

Blocked Shots
Season 1, 3 times
Career 1, 5 times
Big 12 —

Steals
Season 2, 3 times
Career 2, 5 times
Big 12 —

Minutes
Season 36 vs. Kansas City (11/17/22)
Career 36 vs. Kansas City (11/17/22)
Big 12 —

SEASON STATS

PPG	RPG	APG	FG%	3FG%	FT%
6.6	2.7	1.4	37.7	31.6	75.0

LAST GAME (vs. Radford 12/21/22)

MIN	PTS	REBS	ASTS	BLKS	STLS
27	2	5	2	0	1

CARTER AT A GLANCE

▶ Has earned the start in the first 12 games, averaging better than 26 minutes... Has seen action in 39 games in college (Mississippi State, K-State) with 16 starts.

▶ Ranks 3rd on the team in 3-point field goals (12), 4th in assists (1.4 apg.) and 5th in minutes (26.5 mpg.).

▶ Has the team's fourth-best +/- after the first 12 games at +118, including the best +/- vs. UTRGV (+29; 11/7/22) and California (+15; 11/11/22).

▶ Has registered 3 double-digit scoring games, including scoring a career-best 16 points in the win over Kansas City (11/17/22) on 5-of-10 field goals, including 4-of-7 from 3-point range in a career-high 36 minutes... It was his 1st double-digit scoring game as a Wildcat and 3rd in his college career.

▶ Has scored in double digits in 2 of the last 3 games with 10 points each vs. UIW (12/11/22) and Nebraska (12/17/22).

▶ Was solid in his first game as a Wildcat, totaling 6 points, 3 rebounds, 2 assists, 2 steals and 1 block in just under 25 minutes of action.

TOP PERFORMANCES

▶ Had a career night vs. Kansas City (11/17/22) with a career-best 16 points on 5-of-10 shooting with a career-high 4 3-pointers in a career-best 36 minutes.

▶ Scored a then career-high 15 points in his 1st career start at No. 25 Alabama (2/16/22) while at Mississippi State, going 4-of-12 from the field, including 3-of-6 from 3-point range, and 4-of-4 from the free throw line.

▶ Totaled 11 points in his first college game vs. North Alabama (11/10/21) at MSU, going 4-of-4 from the field and 2-of-2 from the line in 19 minutes.

▶ Grabbed a career-best 7 rebounds in the win over LSU (11/23/22).

BACKGROUND

▶ Transferred to K-State after 1 season (2021-22) at Mississippi State.

▶ Saw action in 27 of 34 games in his true freshman season at MSU with 4 starts in 2021-22... Played in more games than any other Bulldog freshman with nearly half of his minutes (108 of 227) coming in the last 11 games.

2022-23 GAME-BY-GAME STATISTICS

Date	Opponent	GS	MIN	FG	3PT	FT	O	D	TR	PF	AST	TO	BLK	STL	PTS	+/-
Nov. 7	**UTRGV**	*	**25**	**2-6**	**1-5**	**1-2**	**2**	**1**	**3**	**3**	**3**	**2**	**1**	**2**	**6**	**29**
Nov. 11	@California	*	19	1-3	0-1	2-2	0	3	3	4	0	0	1	2	4	15
Nov. 17	**KANSAS CITY**	*	**36**	**5-10**	**4-7**	**2-2**	**0**	**3**	**3**	**0**	**0**	**0**	**0**	**0**	**16**	**11**
Nov. 21	vs. Rhode Island	*	23	3-4	1-1	0-0	0	1	1	2	2	3	0	1	7	21
Nov. 22	vs. Nevada	*	24	2-4	2-3	0-0	0	1	1	3	1	0	0	1	6	-1
Nov. 23	vs. LSU	*	25	3-9	0-3	0-0	0	7	7	3	1	4	0	1	6	8
Nov. 30	@Butler	*	26	1-7	0-2	0-0	0	2	2	4	0	2	0	2	2	-13
Dec. 3	**WICHITA STATE**	*	**30**	**1-6**	**1-3**	**0-0**	**0**	**3**	**3**	**4**	**0**	**0**	**1**	**1**	**3**	**0**
Dec. 6	**ABILENE CHRISTIAN**	*	**31**	**3-5**	**0-2**	**1-2**	**0**	**2**	**2**	**2**	**3**	**1**	**0**	**0**	**7**	**13**
Dec. 11	**UIW**	*	**27**	**4-8**	**1-4**	**1-2**	**0**	**0**	**0**	**3**	**3**	**1**	**0**	**1**	**10**	**29**
Dec. 17	**NEBRASKA**	*	**26**	**3-10**	**2-5**	**2-2**	**0**	**2**	**2**	**3**	**2**	**2**	**0**	**0**	**10**	**8**
Dec. 21	**RADFORD**	*	**27**	**1-5**	**0-2**	**0-0**	**1**	**4**	**5**	**3**	**2**	**0**	**0**	**1**	**2**	**-2**
Dec. 31	**WEST VIRGINIA***															
Jan. 3	@Texas*															
Jan. 7	@Baylor*															
Jan. 10	**OKLAHOMA STATE***															
Jan. 14	@TCU*															
Jan. 17	**KANSAS***															
Jan. 21	**TEXAS TECH***															
Jan. 24	@Iowa State*															
Jan. 28	**FLORIDA**															
Jan. 31	@Kansas*															
Feb. 4	**TEXAS***															
Feb. 7	**TCU***															
Feb. 11	@Texas Tech*															
Feb. 14	@Oklahoma*															
Feb. 18	**IOWA STATE***															
Feb. 21	**BAYLOR***															
Feb. 25	@Oklahoma State*															
Mar. 1	**OKLAHOMA***															
Mar. 4	@West Virginia*															

CARTER'S CAREER STATS

YEAR	GP	GS	Min	Avg.	FGM	FGA	Pct.	3FGM	3FGA	Pct.	FTM	FTA	Pct.	Off	Def	Tot	Avg.	PF	Ast	TO	Blk	Stl	Pts	Avg.
*2021-22 (Fr.)	27	4	227	8.4	20	52	.385	6	20	.300	11	16	.688	4	17	21	0.8	18	25	19	3	11	57	2.1
2022-23 (So.)	12	12	318	26.5	29	77	.377	12	38	.316	9	12	.750	3	29	32	2.7	34	17	15	3	12	79	6.6
Totals	**39**	**16**	**545**	**14.0**	**49**	**129**	**.380**	**18**	**58**	**.310**	**20**	**28**	**.714**	**7**	**46**	**53**	**1.4**	**52**	**42**	**34**	**6**	**23**	**136**	**3.5**

*at Mississippi State

11

F | SR.-TR

KEYONTAE JOHNSON

F | 6-6 | 230 | Sr.-TR | Norfolk, Va. | Oak Hill Academy | Florida

@Keyontae keyontae

2019-20 First Team All-SEC | 2020-21 Preseason SEC Player of the Year
2x Big 12 Newcomer of the Week (11/14/22 & 12/19/22)
NCAA March Madness National Player of the Week (11/14/22)

SUPERLATIVES

	FR	SO	JR	SR_1	SR_2	CAR
10+ Points	12	23	3	—	12	50
20+ Points	1	6	1	—	3	11
30+ Points	—	—	—	—	—	—
3+ 3FGM	2	1	—	—	2	5
5+ Rebounds	25	26	1	—	9	61
10+ Rebounds	6	8	1	—	2	17
5+ Assists	—	2	—	—	2	4
2+ Steals	8	11	1	—	5	25
Double-Doubles	4	8	1	—	2	15

PERSONAL HIGHS

■ Points
Season 28 vs. Nevada (11/22/22)
Career 28 vs. Nevada (11/22/22)
Big 12 —

■ Field Goals Made
Season 9, twice
Career 11 vs. LSU (2/26/20)
Big 12 —

■ Field Goals Attempted
Season 15 vs. Radford (12/21/22)
Career 17 vs. Baylor (1/25/20)
Big 12 —

■ 3-Point Field Goals Made
Season 3, twice
Career 3, 5 times
Big 12 —

■ 3-Point Field Goals Attempted
Season 5, 3 times
Career 6 at LSU (1/21/20)
Big 12 —

■ Free Throws Made
Season 10 vs. Nevada (11/22/22)
Career 15 vs. Arkansas (2/18/20)
Big 12 —

■ Free Throws Attempted
Season 11 vs. Nevada (11/22/22)
Career 17 vs. Arkansas (2/18/20)
Big 12 —

■ Rebounds
Season 12 at Butler (11/30/22)
Career 13 at Alabama (2/16/19)
Big 12 —

■ Assists
Season 6 vs. Kansas City (11/17/22)
Career 6, twice
Big 12 —

■ Blocked Shots
Season 1, twice
Career 3 at Missouri (1/11/20)
Big 12 —

■ Steals
Season 4 vs. Nebraska (12/17/22)
Career 4, 5 times
Big 12 —

■ Minutes
Season 40 vs. Nevada (11/22/22)
Career 40 vs. Nevada (11/22/22)
Big 12 —

SEASON STATS

PPG	RPG	APG	FG%	3FG%	FT%
17.7	6.8	2.3	58.0	45.9	74.1

LAST GAME (vs. Radford 12/21/22)

MIN	PTS	REBS	ASTS	BLKS	STLS
36	16	7	3	0	0

JOHNSON AT A GLANCE

▶ Has started the first 12 games, leading the Wildcats in minutes 5 times... Has seen action in 84 games in college (Florida, K-State) with 68 starts.

▶ Leads the Big 12 in FG percentage (58.0), while is 3rd in scoring (17.7 ppg.), 5th in minutes (31.7), 6th in defensive rebounds (4.67), 7th in rebounding (6.8 rpg.), 8th in offensive rebounds (2.17) and 11th in FT percentage (74.1).

▶ Eclipsed 1,000 career points (1,001) with the first 1 of his 2 free throws in the last 20 seconds vs. Radford (12/21/22) to cap a 16-point performance.

▶ Has led the Wildcats in scoring in 6 of 12 games, including 4 of the last 6, while he is the only player to score in double figures in all 12 games this season.

▶ Named the Big 12 Newcomer of the Week for the 2nd time on Dec. 19 after posting 23 points, 11 boards and a career-tying 4 steal vs. Nebraska (12/17/22)... Selected to the *NCAA March Madness* National Player of the Week and the Big 12 Newcomer of the Week on Nov. 14 vs. UTRGV (11/7/22) and Cal (11/11/22).

▶ Became just the 9th Wildcat to go perfect from the field on 9 or more shots, while posting 20 points, 12 rebounds and 2 steals at Butler (11/30/22).

▶ Named to the Cayman Islands Classic All-Tournament Team after averaging 19.3 points on 53.6 percent shooting with 6.0 rebounds in 32.2 minutes/game.

▶ Has 50 career double-digit scoring games, including 11 20-point games... 8 of those 11 20-point games have come vs. Power 6, including 20 vs. Baylor in 2020.

TOP PERFORMANCES

▶ Scored a career-high 28 points vs. Nevada (11/22/22) on 8-of-13 field goals and 10-of-11 free throws, surpassing his previous high of 25 points vs. LSU (2/26/20) while at Florida to go with 11 rebounds, 5 assists, 2 blocks and 2 steals... Became just the 3rd Gator since 1996 with a 25/10/5 stat line.

▶ Has 15 career double-doubles, including 7 20-point/10-rebound double-doubles... His 1st career 20/10 double-double came vs. Arkansas (3/14/19) with 20 points and 12 rebounds at the SEC Tournament.

▶ Became 1 of just 8 Gators over the last 25 seasons to post a 24/12 stat line after tallying a 24-point, 12-rebound effort vs. Boston College (12/3/20).

▶ Was playing his best basketball before the 2019-20 season was cut short due to the COVID-19 pandemic with 13 double-digit scoring games in the last 14 games... Averaged 15.9 points and 7.8 rebounds in the last 14 games of the season, including 4 20-point games and 5 double-doubles.

BACKGROUND

▶ Transferred to K-State after 4 years (2018-22) at Florida, where he was part of 3 postseason teams (2 NCAAs) with a possible fourth cancelled due to COVID-19.

▶ Experienced a medical emergency on Dec. 12, 2020 that sidelined him for much of the junior season (2020-21) and all of his senior season (2021-22).

2022-23 GAME-BY-GAME STATISTICS

Date	Opponent	GS	MIN	FG	3PT	FT	O	D	TR	PF	AST	TO	BLK	STL	PTS	+/-
Nov. 7	**UTRGV**	*	**26**	**4-8**	**3-5**	**2-2**	**1**	**1**	**2**	**2**	**4**	**4**	**0**	**0**	**13**	**24**
Nov. 11	@California	*	33	6-13	1-2	3-4	3	6	9	2	1	2	1	2	16	12
Nov. 17	**KANSAS CITY**	*	**35**	**8-12**	**2-5**	**1-1**	**2**	**5**	**7**	**2**	**6**	**3**	**0**	**2**	**19**	**19**
Nov. 21	vs. Rhode Island	*	30	3-8	1-4	7-8	0	5	5	4	1	5	0	1	14	19
Nov. 22	vs. Nevada	*	40	8-13	2-3	10-11	2	7	9	1	1	5	1	1	28	7
Nov. 23	vs. LSU	*	27	4-7	1-1	7-8	1	3	4	4	0	1	0	0	16	-9
Nov. 30	@Butler	*	36	9-9	2-2	0-0	4	8	12	2	1	5	0	2	20	-7
Dec. 3	**WICHITA STATE**	*	**30**	**7-14**	**0-2**	**3-6**	**1**	**4**	**5**	**2**	**1**	**2**	**0**	**1**	**17**	**6**
Dec. 6	**ABILENE CHRISTIAN**	*	**30**	**5-10**	**0-1**	**2-3**	**3**	**4**	**7**	**3**	**3**	**3**	**0**	**1**	**12**	**9**
Dec. 11	**UIW**	*	**24**	**7-9**	**3-5**	**1-2**	**1**	**3**	**4**	**1**	**5**	**1**	**0**	**3**	**18**	**28**
Dec. 17	**NEBRASKA**	*	**34**	**9-13**	**2-3**	**3-6**	**5**	**6**	**11**	**1**	**2**	**4**	**0**	**4**	**23**	**19**
Dec. 21	**RADFORD**	*	**36**	**6-15**	**0-4**	**4-7**	**3**	**4**	**7**	**1**	**3**	**0**	**0**	**0**	**16**	**6**
Dec. 31	**WEST VIRGINIA***															
Jan. 3	@Texas*															
Jan. 7	@Baylor*															
Jan. 10	**OKLAHOMA STATE***															
Jan. 14	@TCU*															
Jan. 17	**KANSAS***															
Jan. 21	**TEXAS TECH***															
Jan. 24	@Iowa State*															
Jan. 28	**FLORIDA**															
Jan. 31	@Kansas*															
Feb. 4	**TEXAS***															
Feb. 7	**TCU***															
Feb. 11	@Texas Tech*															
Feb. 14	@Oklahoma*															
Feb. 18	**IOWA STATE***															
Feb. 21	**BAYLOR***															
Feb. 25	@Oklahoma State*															
Mar. 1	**OKLAHOMA***															
Mar. 4	@West Virginia*															

JOHNSON'S CAREER STATS

YEAR	GP	GS	Min	Avg.	FGM	FGA	Pct.	3FGM	3FGA	Pct.	FTM	FTA	Pct.	Off	Def	Tot	Avg.	PF	Ast	TO	Blk	Stl	Pts	Avg.
*2018-19 (Fr.)	36	20	855	23.8	111	236	.470	23	63	.365	45	70	.643	68	161	229	6.4	84	44	48	12	38	290	8.1
*2019-20 (So.)	31	31	969	31.3	166	305	.544	30	79	.380	73	95	.768	54	167	221	7.1	88	49	53	10	38	435	14.0
*2020-21 (Jr.)	4	4	80	20.0	25	39	.641	3	7	.429	11	14	.786	2	16	18	4.5	6	5	11	0	4	64	16.0
2021-22 (Jr.)	1	1	0	0.2	0	0	.000	0	0	.000	0	0	.000	0	0	0	0.0	0	0	0	0	0	0	0.0
2022-23 (Sr.)	12	12	381	31.7	76	131	.580	17	37	.459	43	58	.741	26	56	82	6.8	25	28	35	2	17	212	17.7
Totals	**84**	**68**	**2285**	**27.2**	**378**	**711**	**.532**	**73**	**186**	**.392**	**172**	**237**	**.726**	**150**	**400**	**550**	**6.5**	**203**	**126**	**147**	**24**	**97**	**1001**	**11.9**

*at Florida

12

G | SO.-TR

ANTHONY THOMAS

G | 6-7 | 190 | So.-TR | Washington, D.C. | Olympus Prep | UT-Martin | Tallahassee CC

@_antdinero antdinero_

SUPERLATIVES

	FR	SO	JR	SR	CAR
10+ Points	7	—	—	—	7
20+ Points	2	—	—	—	2
30+ Points	—	—	—	—	—
3+ 3FGM	5	—	—	—	5
Double-Doubles	—	—	—	—	—
5+ Rebounds	4	—	—	—	4
5+ Assists	—	—	—	—	—
Multiple Steals	5	—	—	—	5
2+ Blocks	3	—	—	—	3

PERSONAL HIGHS

Points

Season	—
Career	24 vs. SIUE (1/30/21)
Big 12	—

Field Goals Made

Season	—
Career	9 vs. SIUE (1/30/21)
Big 12	—

Field Goals Attempted

Season	—
Career	16, twice
Big 12	—

3-Point Field Goals Made

Season	—
Career	3, 5 times
Big 12	—

3-Point Field Goals Attempted

Season	—
Career	7 vs. Bethel (12/15/20)
Big 12	—

Free Throws Made

Season	—
Career	4, twice
Big 12	—

Free Throws Attempted

Season	—
Career	6 vs. SE Missouri State (12/15/20)
Big 12	—

Rebounds

Season	—
Career	6, twice
Big 12	—

Assists

Season	—
Career	2 vs. Eastern Kentucky (2/18/21)
Big 12	—

Blocked Shots

Season	—
Career	2, 3 times
Big 12	—

Steals

Season	—
Career	3 vs. Murray State (1/16/21)
Big 12	—

Minutes

Season	—
Career	35 vs. SE Missouri State (12/15/20)
Big 12	—

SEASON STATS

PPG	RPG	APG	FG%	3FG%	FT%
—	—	—	—	—	—

LAST GAME

MIN	PTS	REBS	ASTS	BLKS	STLS
—	—	—	—	—	—

THOMAS AT A GLANCE

▶ Expected to redshirt the season.

TOP PERFORMANCES

▶ Scored a career-high 24 points vs. SIUE (1/30/21), connecting on 9-of-14 from the field, including 3-of-5 from beyond the arc.

▶ Became the first Skyhawk freshman to score at least 20 points vs. an OVC opponent since 2012 when he went for a team-high 21 points at Belmont (1/9/21) to go along with a season-best 6 rebounds and 2 steals in 22 minutes.

BACKGROUND

▶ Transferred to K-State after playing at Tallahassee Community College.

▶ Began his college career in 2020-21 at UT-Martin, where he saw action in 22 of 24 games with 4 starts as a true freshman... In addition to navigating the pandemic, he dealt with the sudden loss of his head coach **Anthony Stewart**.

2022-23 GAME-BY-GAME STATISTICS

Date	Opponent	GS	MIN	FG	3PT	FT	O	D	TR	PF	AST	TO	BLK	STL	PTS	+/-
Nov. 7	**UTRGV**		—	—	—	—	—	—	—	—	—	—	—	—	—	—
Nov. 11	@California		—	—	—	—	—	—	—	—	—	—	—	—	—	—
Nov. 17	**KANSAS CITY**		—	—	—	—	—	—	—	—	—	—	—	—	—	—
Nov. 21	vs. Rhode Island		—	—	—	—	—	—	—	—	—	—	—	—	—	—
Nov. 22	vs. Nevada		—	—	—	—	—	—	—	—	—	—	—	—	—	—
Nov. 23	vs. LSU		—	—	—	—	—	—	—	—	—	—	—	—	—	—
Nov. 30	@Butler		—	—	—	—	—	—	—	—	—	—	—	—	—	—
Dec. 3	**WICHITA STATE**		—	—	—	—	—	—	—	—	—	—	—	—	—	—
Dec. 6	**ABILENE CHRISTIAN**		—	—	—	—	—	—	—	—	—	—	—	—	—	—
Dec. 11	**UIW**		—	—	—	—	—	—	—	—	—	—	—	—	—	—
Dec. 17	**NEBRASKA**		—	—	—	—	—	—	—	—	—	—	—	—	—	—
Dec. 21	**RADFORD**		—	—	—	—	—	—	—	—	—	—	—	—	—	—
Dec. 31	**WEST VIRGINIA***															
Jan. 3	@Texas*															
Jan. 7	@Baylor*															
Jan. 10	**OKLAHOMA STATE***															
Jan. 14	@TCU*															
Jan. 17	**KANSAS***															
Jan. 21	**TEXAS TECH***															
Jan. 24	@Iowa State*															
Jan. 28	**FLORIDA**															
Jan. 31	@Kansas*															
Feb. 4	**TEXAS***															
Feb. 7	**TCU***															
Feb. 11	@Texas Tech*															
Feb. 14	@Oklahoma*															
Feb. 18	**IOWA STATE***															
Feb. 21	**BAYLOR***															
Feb. 25	@Oklahoma State*															
Mar. 1	**OKLAHOMA***															
Mar. 4	@West Virginia*															

THOMAS' CAREER STATS

YEAR	GP	GS	Min	Avg.	FGM	FGA	Pct.	3FGM	3FGA	Pct.	FTM	FTA	Pct.	Off	Def	Tot	Avg.	PF	Ast	TO	Blk	Stl	Pts	Avg.
*2020-21 (Fr.)	22	4	529	24.1	75	199	.377	23	75	.307	25	33	.758	19	42	61	2.8	41	15	33	7	15	198	9.0
2022-23 (So.)	—	—	—	—	—	—	—	—	—	—	—	—	—	—	—	—	—	—	—	—	—	—	—	—
Totals	**22**	**4**	**529**	**24.1**	**75**	**199**	**.377**	**23**	**75**	**.307**	**25**	**33**	**.758**	**19**	**42**	**61**	**2.8**	**41**	**15**	**33**	**7**	**15**	**198**	**9.0**

*at UT-Martin

13

G | SR.-TR

DESI SILLS

G | 6-2 | 200 | Sr.-TR | Jonesboro, Ark. | Jonesboro | Arkansas | Arkansas State

@desisills3 desisills3

2020-21 Preseason All-SEC Team
2021 SEC Winter Honor Roll

SUPERLATIVES

	FR	SO	JR	SR_1	SR_2	CAR
10+ Points	5	17	10	18	6	56
20+ Points	—	3	2	3	—	8
30+ Points	—	—	—	—	—	—
4+ 3FGM	1	3	2	—	—	6
5+ Rebounds	—	5	5	7	2	19
10+ Rebounds	—	—	1	—	—	1
5+ Assists	4	—	1	4	2	11
2+ Steals	3	9	8	13	4	37
Double-Doubles	—	—	1	—	—	1

PERSONAL HIGHS

Points
- **Season** 17 at Butler (11/30/22)
- **Career** 25 at Arkansas-Pine Bluff (12/8/21)
- **Big 12** —

Field Goals Made
- **Season** 8 at Butler (11/30/22)
- **Career** 8, 6 times
- **Big 12** —

Field Goals Attempted
- **Season** 15 at Butler (11/30/22)
- **Career** 15, 5 times
- **Big 12** —

3-Point Field Goals Made
- **Season** 2 vs. Radford (12/21/22)
- **Career** 5, twice
- **Big 12** —

3-Point Field Goals Attempted
- **Season** 4 at Butler (11/30/22)
- **Career** 8, 3 times
- **Big 12** —

Free Throws Made
- **Season** 4 vs. UTRGV (11/7/22)
- **Career** 8 vs. Auburn (1/20/21)
- **Big 12** —

Free Throws Attempted
- **Season** 4, twice
- **Career** 10 vs. Auburn (1/20/21)
- **Big 12** —

Rebounds
- **Season** 6 at California (11/11/22)
- **Career** 10 vs. Oral Roberts (12/20/20)
- **Big 12** —

Assists
- **Season** 5, twice
- **Career** 9 at Texas Tech (12/14/21)
- **Big 12** —

Blocked Shots
- **Season** 1, twice
- **Career** 2, twice
- **Big 12** —

Steals
- **Season** 3 vs. Rhode Island (11/21/22)
- **Career** 5 vs. Georgia Southern (1/1/22)
- **Big 12** —

Minutes
- **Season** 33 vs. LSU (11/23/22)
- **Career** 41 vs. Auburn (2/4/20)
- **Big 12** —

SEASON STATS

PPG	RPG	APG	FG%	3FG%	FT%
9.0	3.2	2.8	45.7	21.4	75.0

LAST GAME (vs. Radford 12/21/22)

MIN	PTS	REBS	ASTS	BLKS	STLS
32	10	4	0	0	2

SILLS AT A GLANCE

▶ Leads all reserves at better than 27 minutes per game... Has now played in 138 games in his career (Arkansas, Arkansas State and K-State) with 74 starts... His 138 games rank 18th among active Division I players.

▶ Ranks 2nd in assists (2.8 apg.), 3rd in minutes (27.4 mpg.) and 4th in scoring (9.0 ppg.), field goals made (42) and rebounding (3.2 rpg.).

▶ Has posted 6 double-digit scoring games, including in back-to-back games vs. LSU (11/23/22) and Butler (11/30/22)... Scored a season-high 17 points (all in the 2nd half) in the loss to the Bulldogs on 8-of-15 shooting in 29 minutes.

▶ Was clutch in the win over LSU (11/23/22), scoring 16 points off the bench on 6-of-9 field goals to go with 5 assists in a season-high 33 minutes... Also big in the win over Kansas City (11/17/22), scoring 10 of the team's last 12 points.

▶ Was solid in his first game as a Wildcat, posting a stat line of 10 points, 5 rebounds and 3 assists in 18 minutes vs. UTRGV (11/7/22).

▶ Has 56 career double-digit scoring games, including 8 games with 20 or more points... Scored in double figures in 32 of 98 games played at Arkansas (2018-21).

▶ Saw action in 28 of 29 games with 27 starts in his lone year at ASU in 2021-22, helping the Red Wolves to highest win total (18) in 5 seasons... Started career at Arkansas, where he averaged 7.7 points, 2.3 rebounds and 1.5 assists per game... Was the only Razorback to play in all 98 of the team's games from 2018-21.

TOP PERFORMANCES

▶ Scored a career-best 25 points at Arkansas-Pine Bluff (12/8/21) on 8-of-14 field goals and 6-of-7 free throws while playing at Arkansas State... Had a season-high 17 points (all in the second half) in the loss at Butler (11/30/22).

▶ Has 1 career double-double with 16 points and 10 rebounds vs. Oral Roberts (12/20/20) while playing at Arkansas.

▶ His career-high in assists (9) came at Big 12 foe Texas Tech in 2021-22.

▶ Twice came up big vs. Auburn as a junior at Arkansas in 2020-21, scoring 23 points on 8-of-15 shooting, including 4-of-7 from 3-point range, then had 22 points vs. the Tigers on 7-of-12 field goals... The Razorbacks won both games.

▶ Was playing his best basketball before the 2019-20 season was cut short due to the COVID-19 pandemic with 10 double-digit scoring games in the last 14 games... Averaged 12.6 points in the last 11 games of the season, including 20 vs. Vanderbilt (3/11/20) in the final game of the SEC Tournament.

BACKGROUND

▶ Transferred to K-State after 1 season (2021-22) at Arkansas State.

▶ Won 81 games in his stints at Arkansas (63) and Arkansas State (18) with a trip to the Elite Eight with the Razorbacks in 2020-21... Also won 82 games at Jonesboro High School with state championships in 2017 and 2018.

2022-23 GAME-BY-GAME STATISTICS

Date	Opponent	GS	MIN	FG	3PT	FT	O	D	TR	PF	AST	TO	BLK	STL	PTS	+/-
Nov. 7	**UTRGV**		**18**	**3-6**	**0-1**	**4-4**	**0**	**5**	**5**	**2**	**3**	**3**	**0**	**0**	**10**	**16**
Nov. 11	@California		29	1-4	0-1	2-2	1	5	6	2	0	0	1	1	4	-7
Nov. 17	**KANSAS CITY**		**25**	**4-9**	**0-2**	**3-4**	**1**	**1**	**2**	**2**	**5**	**2**	**0**	**0**	**11**	**10**
Nov. 21	vs. Rhode Island		27	3-8	0-1	0-0	1	0	1	4	1	5	0	3	6	1
Nov. 22	vs. Nevada		28	3-5	0-1	1-1	1	3	4	4	3	3	0	0	7	8
Nov. 23	vs. LSU		33	6-9	1-3	3-3	0	1	1	0	5	2	0	0	16	5
Nov. 30	@Butler		29	8-15	1-4	0-1	0	3	3	2	1	0	0	2	17	-12
Dec. 3	**WICHITA STATE**		**28**	**0-4**	**0-3**	**0-0**	**0**	**3**	**3**	**2**	**4**	**2**	**1**	**0**	**0**	**9**
Dec. 6	**ABILENE CHRISTIAN**		**24**	**3-7**	**0-1**	**2-5**	**0**	**2**	**2**	**3**	**3**	**3**	**0**	**1**	**8**	**7**
Dec. 11	**UIW**		**26**	**6-12**	**1-5**	**1-2**	**1**	**2**	**3**	**0**	**4**	**2**	**0**	**2**	**14**	**29**
Dec. 17	**NEBRASKA**		**28**	**1-6**	**1-3**	**2-2**	**0**	**4**	**4**	**3**	**4**	**2**	**0**	**0**	**5**	**5**
Dec. 21	**RADFORD**		**32**	**4-7**	**2-3**	**0-0**	**0**	**4**	**4**	**1**	**0**	**3**	**0**	**2**	**10**	**9**
Dec. 31	**WEST VIRGINIA***															
Jan. 3	@Texas*															
Jan. 7	@Baylor*															
Jan. 10	**OKLAHOMA STATE***															
Jan. 14	@TCU*															
Jan. 17	**KANSAS***															
Jan. 21	**TEXAS TECH***															
Jan. 24	@Iowa State*															
Jan. 28	**FLORIDA**															
Jan. 31	@Kansas*															
Feb. 4	**TEXAS***															
Feb. 7	**TCU***															
Feb. 11	@Texas Tech*															
Feb. 14	@Oklahoma*															
Feb. 18	**IOWA STATE***															
Feb. 21	**BAYLOR***															
Feb. 25	@Oklahoma State*															
Mar. 1	**OKLAHOMA***															
Mar. 4	@West Virginia*															

SILLS' CAREER STATS

YEAR	GP	GS	Min	Avg.	FGM	FGA	Pct.	3FGM	3FGA	Pct.	FTM	FTA	Pct.	Off	Def	Tot	Avg.	PF	Ast	TO	Blk	Stl	Pts	Avg.
*2018-19 (Fr.)	34	8	576	16.9	55	125	.440	29	63	.460	40	57	.702	12	31	43	1.3	68	58	53	0	21	179	5.3
*2019-20 (So.)	32	24	1000	31.2	117	275	.425	47	143	.329	59	91	.648	20	75	95	3.0	96	39	44	5	30	340	10.6
*2020-21 (Jr.)	32	15	669	20.9	83	193	.430	27	85	.318	46	68	.676	19	68	87	2.7	52	51	34	6	33	239	7.5
**2021-22 (Sr.)	28	27	835	29.8	127	285	.446	26	102	.255	72	99	.727	18	83	101	3.6	70	79	70	7	51	352	12.6
2022-23 (Sr.)	12	0	328	27.4	42	92	.457	6	28	.214	18	24	.750	5	33	38	3.2	25	33	27	2	11	108	9.0
Totals	**138**	**74**	**3409**	**24.7**	**424**	**970**	**.437**	**135**	**421**	**.321**	**235**	**339**	**.693**	**74**	**290**	**364**	**2.6**	**311**	**260**	**228**	**20**	**146**	**1218**	**8.8**

*at Arkansas | **at Arkansas State

15

F | FR.-HS

TAJ MANNING

F | 6-7 | 220 | Fr.-HS | Grandview, Mo. | La Lumiere [Ind.] School

@TajManning taj.manning

SUPERLATIVES

	FR	SO	JR	SR	CAR
10+ Points	—	—	—	—	—
20+ Points	—	—	—	—	—
2+ 3FGM	—	—	—	—	—
Double-Double	—	—	—	—	—
5+ Rebounds	—	—	—	—	—
10+ Rebounds	—	—	—	—	—
3+ Assists	—	—	—	—	—
Multiple Steals	—	—	—	—	—
2+ Blocks	—	—	—	—	—

PERSONAL HIGHS

Points
Season —
Career —
Big 12 —

Field Goals Made
Season —
Career —
Big 12 —

Field Goals Attempted
Season —
Career —
Big 12 —

3-Point Field Goals Made
Season —
Career —
Big 12 —

3-Point Field Goals Attempted
Season —
Career —
Big 12 —

Free Throws Made
Season —
Career —
Big 12 —

Free Throws Attempted
Season —
Career —
Big 12 —

Rebounds
Season —
Career —
Big 12 —

Assists
Season —
Career —
Big 12 —

Blocked Shots
Season —
Career —
Big 12 —

Steals
Season —
Career —
Big 12 —

Minutes
Season —
Career —
Big 12 —

SEASON STATS

PPG	RPG	APG	FG%	3FG%	FT%
—	—	—	—	—	—

LAST GAME

MIN	PTS	REBS	ASTS	BLKS	STLS
—	—	—	—	—	—

MANNING AT A GLANCE

- Expected to redshirt the season.

TOP PERFORMANCES

- Has not seen any action.

BACKGROUND

- Was signed by the previous coaching staff on Nov. 10, 2021.
- Played locally at Grandview (2018-20) and Bishop Miege High Schools (2020-21) in the Kansas City area, winning a Missouri Class 4A title with a 29-2 record with the Bulldogs and a Kansas Class 6A title with a 22-1 record with the Stags.

2022-23 GAME-BY-GAME STATISTICS

Date	Opponent	GS	MIN	FG	3PT	FT	O	D	TR	PF	AST	TO	BLK	STL	PTS	+/-
Nov. 7	**UTRGV**		—	—	—	—	—	—	—	—	—	—	—	—	—	—
Nov. 11	@California		—	—	—	—	—	—	—	—	—	—	—	—	—	—
Nov. 17	**KANSAS CITY**		—	—	—	—	—	—	—	—	—	—	—	—	—	—
Nov. 21	vs. Rhode Island		—	—	—	—	—	—	—	—	—	—	—	—	—	—
Nov. 22	vs. Nevada		—	—	—	—	—	—	—	—	—	—	—	—	—	—
Nov. 23	vs. LSU		—	—	—	—	—	—	—	—	—	—	—	—	—	—
Nov. 30	@Butler		—	—	—	—	—	—	—	—	—	—	—	—	—	—
Dec. 3	**WICHITA STATE**		—	—	—	—	—	—	—	—	—	—	—	—	—	—
Dec. 6	**ABILENE CHRISTIAN**		—	—	—	—	—	—	—	—	—	—	—	—	—	—
Dec. 11	**UIW**		—	—	—	—	—	—	—	—	—	—	—	—	—	—
Dec. 17	**NEBRASKA**		—	—	—	—	—	—	—	—	—	—	—	—	—	—
Dec. 21	**RADFORD**		—	—	—	—	—	—	—	—	—	—	—	—	—	—
Dec. 31	**WEST VIRGINIA***															
Jan. 3	@Texas*															
Jan. 7	@Baylor*															
Jan. 10	**OKLAHOMA STATE***															
Jan. 14	@TCU*															
Jan. 17	**KANSAS***															
Jan. 21	**TEXAS TECH***															
Jan. 24	@Iowa State*															
Jan. 28	**FLORIDA**															
Jan. 31	@Kansas*															
Feb. 4	**TEXAS***															
Feb. 7	**TCU***															
Feb. 11	@Texas Tech*															
Feb. 14	@Oklahoma*															
Feb. 18	**IOWA STATE***															
Feb. 21	**BAYLOR***															
Feb. 25	@Oklahoma State*															
Mar. 1	**OKLAHOMA***															
Mar. 4	@West Virginia*															

MANNING'S CAREER STATS

YEAR	GP	GS	Min	Avg.	FGM	FGA	Pct.	3FGM	3FGA	Pct.	FTM	FTA	Pct.	Off	Def	Tot	Avg.	PF	Ast	TO	Blk	Stl	Pts	Avg.
2022-23 (Fr.)	—	—	—	—	—	—	—	—	—	—	—	—	—	—	—	—	—	—	—	—	—	—	—	—
Totals	—	—	—	—	—	—	—	—	—	—	—	—	—	—	—	—	—	—	—	—	—	—	—	—

20

F | SO.-TR

JERRELL COLBERT

C | 6-10 | 235 | So.-TR | Houston, Texas | Houston [Tenn.] HS | LSU

@jrealthegoat jrealthegoat

SUPERLATIVES

	FR	SO	JR	SR	CAR
10+ Points	—	—	—	—	—
20+ Points	—	—	—	—	—
2+ 3FGM	—	—	—	—	—
Double-Double	—	—	—	—	—
5+ Rebounds	—	—	—	—	—
10+ Rebounds	—	—	—	—	—
3+ Assists	—	—	—	—	—
Multiple Steals	—	—	—	—	—
2+ Blocks	—	—	—	—	—

PERSONAL HIGHS

Points

Season	—
Career	2 vs. ULM (11/9/21)
Big 12	—

Field Goals Made

Season	—
Career	1 vs. ULM (11/9/21)
Big 12	—

Field Goals Attempted

Season	—
Career	2, twice
Big 12	—

3-Point Field Goals Made

Season	—
Career	—
Big 12	—

3-Point Field Goals Attempted

Season	—
Career	1 vs. Northwestern State (12/14/21)
Big 12	—

Free Throws Made

Season	—
Career	—
Big 12	—

Free Throws Attempted

Season	—
Career	—
Big 12	—

Rebounds

Season	—
Career	2, twice
Big 12	—

Assists

Season	—
Career	1, twice
Big 12	—

Blocked Shots

Season	—
Career	1, 3 times
Big 12	—

Steals

Season	—
Career	1, twice
Big 12	—

Minutes

Season	—
Career	9 vs. ULM (11/9/21)
Big 12	—

SEASON STATS

PPG	RPG	APG	FG%	3FG%	FT%
—	—	—	—	—	—

LAST GAME

MIN	PTS	REBS	ASTS	BLKS	STLS
—	—	—	—	—	—

COLBERT AT A GLANCE

- Expected to redshirt the season.

TOP PERFORMANCES

- Has not seen any action.

BACKGROUND

- Transferred to K-State after 1 season (2021-22) at LSU.
- Was the first-ever signee for first-year head coach **Jerome Tang**.
- Helped lead Houston [Tenn.] High School to their first-ever Class 3A State Championship in 2020-21 while playing for former NBA player **Mike Miller**.

2022-23 GAME-BY-GAME STATISTICS

Date	Opponent	GS	MIN	FG	3PT	FT	O	D	TR	PF	AST	TO	BLK	STL	PTS	+/-
Nov. 7	**UTRGV**		—	—	—	—	—	—	—	—	—	—	—	—	—	—
Nov. 11	@California		—	—	—	—	—	—	—	—	—	—	—	—	—	—
Nov. 17	**KANSAS CITY**		—	—	—	—	—	—	—	—	—	—	—	—	—	—
Nov. 21	vs. Rhode Island		—	—	—	—	—	—	—	—	—	—	—	—	—	—
Nov. 22	vs. Nevada		—	—	—	—	—	—	—	—	—	—	—	—	—	—
Nov. 23	vs. LSU		—	—	—	—	—	—	—	—	—	—	—	—	—	—
Nov. 30	@Butler		—	—	—	—	—	—	—	—	—	—	—	—	—	—
Dec. 3	**WICHITA STATE**		—	—	—	—	—	—	—	—	—	—	—	—	—	—
Dec. 6	**ABILENE CHRISTIAN**		—	—	—	—	—	—	—	—	—	—	—	—	—	—
Dec. 11	**UIW**		—	—	—	—	—	—	—	—	—	—	—	—	—	—
Dec. 17	**NEBRASKA**		—	—	—	—	—	—	—	—	—	—	—	—	—	—
Dec. 21	**RADFORD**		—	—	—	—	—	—	—	—	—	—	—	—	—	—
Dec. 31	**WEST VIRGINIA***															
Jan. 3	@Texas*															
Jan. 7	@Baylor*															
Jan. 10	**OKLAHOMA STATE***															
Jan. 14	@TCU*															
Jan. 17	**KANSAS***															
Jan. 21	**TEXAS TECH***															
Jan. 24	@Iowa State*															
Jan. 28	**FLORIDA**															
Jan. 31	@Kansas*															
Feb. 4	**TEXAS***															
Feb. 7	**TCU***															
Feb. 11	@Texas Tech*															
Feb. 14	@Oklahoma*															
Feb. 18	**IOWA STATE***															
Feb. 21	**BAYLOR***															
Feb. 25	@Oklahoma State*															
Mar. 1	**OKLAHOMA***															
Mar. 4	@West Virginia*															

COLBERT'S CAREER STATS

YEAR	GP	GS	Min	Avg.	FGM	FGA	Pct.	3FGM	3FGA	Pct.	FTM	FTA	Pct.	Off	Def	Tot	Avg.	PF	Ast	TO	Blk	Stl	Pts	Avg.
*2021-22 (Fr.)	4	0	26	6.6	1	4	.250	0	1	.000	0	0	.000	2	3	5	1.3	5	2	1	3	2	2	0.5
2022-23 (So.)	—	—	—	—	—	—	—	—	—	—	—	—	—	—	—	—	—	—	—	—	—	—	—	—
Totals	**4**	**0**	**26**	**6.6**	**1**	**4**	**.250**	**0**	**1**	**.000**	**0**	**0**	**.000**	**2**	**3**	**5**	**1.3**	**5**	**2**	**1**	**3**	**2**	**2**	**0.5**

*at LSU

21

G | SR.-TR



NATE AWBREY

G | 6-3 | 190 | Sr.-TR | Manhattan, Kan. | Manhattan | Manhattan Christian College

@Nawbrey33 nawbrey_0

NCCAA 2021-22 NCCAA Pete Maravich Finalist
2-time NCCAA Scholar-Athlete

SUPERLATIVES

	FR	SO	JR	SR_1	SR_2	CAR
10+ Points	—	—	—	—	—	—
20+ Points	—	—	—	—	—	—
30+ Points	—	—	—	—	—	—
3+ 3FGM	—	—	—	—	—	—
5+ Rebounds	—	—	—	—	—	—
10+ Rebounds	—	—	—	—	—	—
5+ Assists	—	—	—	—	—	—
2+ Steals	—	—	—	—	—	—
Double-Doubles	—	—	—	—	—	—

PERSONAL HIGHS

Points
Season —
Career —
Big 12 —

Field Goals Made
Season —
Career —
Big 12 —

Field Goals Attempted
Season 2 vs. UIW (12/11/22)
Career 2 vs. UIW (12/11/22)
Big 12 —

3-Point Field Goals Made
Season —
Career —
Big 12 —

3-Point Field Goals Attempted
Season —
Career —
Big 12 —

Free Throws Made
Season —
Career —
Big 12 —

Free Throws Attempted
Season —
Career —
Big 12 —

Rebounds
Season —
Career —
Big 12 —

Assists
Season 1, vs. UTRGV (11/7/22)
Career 1, vs. UTRGV (11/7/22)
Big 12 —

Blocked Shots
Season —
Career —
Big 12 —

Steals
Season —
Career —
Big 12 —

Minutes
Season 5 vs. UIW (12/11/22)
Career 5 vs. UIW (12/11/22)
Big 12 —

SEASON STATS

PPG	RPG	APG	FG%	3FG%	FT%
0.0	0.0	0.3	0.0	—	—

LAST GAME (vs. UIW 12/11/22)

MIN	PTS	REBS	ASTS	BLKS	STLS
5	0	0	0	0	0

AWBREY AT A GLANCE

▶ Local product who opted to walk-on for his final year of eligibility after playing 4 seasons (2018-22) at Manhattan Christian College, which plays in the National Christian College Athletic Association... Helped the Thunder to 3 consecutive trips to the NCCAA Tournament, including a Final Four berth in 2022.

▶ Has seen action in 4 games this season off the bench... Played in 95 games with countless starts in his time at Manhattan Christian College.

▶ Saw his first action as a Wildcat in the opener with UTRGV (11/7/22), dishing out an assist in 2 minutes with 1 shot attempt.

▶ Played a season-high 5 minutes vs. UIW (12/11/22), missing 2 shot attempts.

▶ One of 5 1,000-point scorers on the K-State roster, becoming the 26th player in MCC history to eclipse 1,000 career points with 1,032 in his 95-game career.

▶ Rehabbed from a torn ACL in the 2021 NCCAA National Tournament to play his senior season in 2021-22 at MCC.

TOP PERFORMANCES

▶ Scored his career-high of 25 points vs. Ozark Christian (2/7/20).

▶ Collected a career-best 13 rebounds at Kansas Christian (2/13/21).

BACKGROUND

▶ Also played soccer at Manhattan Christian College

▶ Comes from an athletic family... Mom, **Teri**, played basketball at Fort Hays State, while brother, **Gabe**, played basketball and soccer at MCC... Cousin, **Shawn Rhodes**, played at basketball at K-State, scoring nearly 1,000 points from 1995-99.

2022-23 GAME-BY-GAME STATISTICS

Date	Opponent	GS	MIN	FG	3PT	FT	O	D	TR	PF	AST	TO	BLK	STL	PTS	+/-
Nov. 7	**UTRGV**		**2**	**0-1**	**0-0**	**0-0**	**0**	**0**	**0**	**0**	**1**	**0**	**0**	**0**	**0**	**0**
Nov. 11	@California		—	—	—	—	—	—	—	—	—	—	—	—	—	—
Nov. 17	**KANSAS CITY**		**—**	**—**	**—**	**—**	**—**	**—**	**—**	**—**	**—**	**—**	**—**	**—**	**—**	**—**
Nov. 21	vs. Rhode Island		0+	0-1	0-0	0-0	0	0	0	0	0	0	0	0	0	-3
Nov. 22	vs. Nevada		—	—	—	—	—	—	—	—	—	—	—	—	—	—
Nov. 23	vs. LSU		—	—	—	—	—	—	—	—	—	—	—	—	—	—
Nov. 30	@Butler		—	—	—	—	—	—	—	—	—	—	—	—	—	—
Dec. 3	**WICHITA STATE**		**—**	**—**	**—**	**—**	**—**	**—**	**—**	**—**	**—**	**—**	**—**	**—**	**—**	**—**
Dec. 6	**ABILENE CHRISTIAN**		**0+**	**0-0**	**0-0**	**0-0**	**0**	**0**	**0**	**0**	**0**	**0**	**0**	**0**	**0**	**1**
Dec. 11	**UIW**		**5**	**0-2**	**0-0**	**0-0**	**0**	**0**	**0**	**0**	**0**	**1**	**0**	**0**	**0**	**-1**
Dec. 17	**NEBRASKA**		**—**	**—**	**—**	**—**	**—**	**—**	**—**	**—**	**—**	**—**	**—**	**—**	**—**	**—**
Dec. 21	**RADFORD**		**—**	**—**	**—**	**—**	**—**	**—**	**—**	**—**	**—**	**—**	**—**	**—**	**—**	**—**
Dec. 31	**WEST VIRGINIA***															
Jan. 3	@Texas*															
Jan. 7	@Baylor*															
Jan. 10	**OKLAHOMA STATE***															
Jan. 14	@TCU*															
Jan. 17	**KANSAS***															
Jan. 21	**TEXAS TECH***															
Jan. 24	@Iowa State*															
Jan. 28	**FLORIDA**															
Jan. 31	@Kansas*															
Feb. 4	**TEXAS***															
Feb. 7	**TCU***															
Feb. 11	@Texas Tech*															
Feb. 14	@Oklahoma*															
Feb. 18	**IOWA STATE***															
Feb. 21	**BAYLOR***															
Feb. 25	@Oklahoma State*															
Mar. 1	**OKLAHOMA***															
Mar. 4	@West Virginia*															

AWBREY'S CAREER STATS

YEAR	GP	GS	Min	Avg.	FGM	FGA	Pct.	3FGM	3FGA	Pct.	FTM	FTA	Pct.	Off	Def	Tot	Avg.	PF	Ast	TO	Blk	Stl	Pts	Avg.
*2018-19 (Fr.)	23	—	644	28.0	128	268	.478	28	69	.406	54	73	.740	16	110	126	5.5	—	75	—	1	12	338	14.7
*2019-20 (So.)	24	7	539	22.5	67	165	.406	24	68	.353	51	62	.823	11	68	79	3.3	44	58	28	0	22	209	8.7
*2020-21 (Jr.)	22	19	593	27.0	115	236	.487	16	55	.291	45	56	.804	42	69	111	5.0	31	56	27	3	21	291	13.2
*2021-22 (Sr.)	26	21	538	20.7	69	158	.437	12	45	.267	44	55	.800	16	64	80	3.1	20	55	27	0	14	194	7.5
2022-23 (Sr.)	4	0	8	1.9	0	4	.000	0	0	.000	0	0	.000	0	0	0	0.0	0	0	1	0	0	0	0.0
Totals	**4**	**0**	**8**	**1.9**	**0**	**4**	**.000**	**0**	**0**	**.000**	**0**	**0**	**.000**	**0**	**0**	**0**	**0.0**	**0**	**0**	**1**	**0**	**0**	**0**	**0.0**

*at Manhattan Christian College

23

C | SR.-TR

ABAYOMI [BAYBE] IYIOLA

C | 6-10 | 220 | Sr.-TR | Ibadan, Nigeria | Greenforest-McCalep Christian | Stetson | Arkansas | Hofstra

@abosticall baybe_iyiola

2018 Atlantic Sun [ASUN] All-Freshman Team

SUPERLATIVES

	FR	SO	JR	SR_1	SR_2	CAR
10+ Points	18	15	—	6	1	40
15+ Points	6	8	—	2	—	16
20+ Points	1	2	—	—	—	3
30+ Points	—	—	—	—	—	—
5+ Rebounds	23	25	—	21	1	70
10+ Rebounds	4	10	—	9	—	23
2+ Steals	2	10	—	6	—	18
2+ Blocks	3	10	—	5	1	19
Double-Doubles	4	8	—	4	—	16

PERSONAL HIGHS

■ Points
Season 12 vs. UTRGV (11/7/22)
Career 26 at South Florida (11/28/18)
Big 12 —

■ Field Goals Made
Season 5 vs. UTRGV (11/7/22)
Career 10, twice
Big 12 —

■ Field Goals Attempted
Season 5, twice
Career 17 vs. Western Illinois (12/5/18)
Big 12 —

■ 3-Point Field Goals Made
Season —
Career 1 vs. Western Illinois (12/5/18)
Big 12 —

■ 3-Point Field Goals Attempted
Season —
Career 2 at UCF (12/16/18)
Big 12 —

■ Free Throws Made
Season 2 vs. UTRGV (11/7/22)
Career 6, 3 times
Big 12 —

■ Free Throws Attempted
Season 3 vs. UTRGV (11/7/22)
Career 10 at South Florida (11/28/18)
Big 12 —

■ Rebounds
Season 5 vs. UTRGV (11/7/22)
Career 15 at James Madison (1/9/22)
Big 12 —

■ Assists
Season 1, twice
Career 2, 6 times
Big 12 —

■ Blocked Shots
Season 2 vs. Radford (12/21/22)
Career 4, twice
Big 12 —

■ Steals
Season 1, twice
Career 4 at Jacksonville (1/30/19)
Big 12 —

■ Minutes
Season 21 vs. Kansas City (11/17/22)
Career 34, twice
Big 12 —

SEASON STATS

PPG	RPG	BPG	FG%	3FG%	FT%
2.9	2.4	0.4	47.4	—	66.7

LAST GAME (vs. Radford 12/21/22)

MIN	PTS	REBS	ASTS	BLKS	STLS
11	2	3	0	2	0

IYIOLA AT A GLANCE

▶ Saw action in the first 6 games, including a start vs. Kansas City (11/17/22)... Returned to play 11 minutes vs. Radford (12/21/22) after missing 5 in a row... Has played in 99 games with 65 starts, including at least one at 3 of the 4 schools.

▶ Played well in his first game as a Wildcat, totaling double figures off the bench with 12 points on 5-of-5 shooting with 5 rebounds and a steal in 16 minutes.

▶ Has scored nearly 900 points in his college career on 52.5 percent shooting with 652 rebounds and 78 blocks.

▶ Has 40 career double-digit scoring games, including 16 games with 15 or more points and 3 20-point games... Scored in double figures in 33 of 63 games played at Stetson, including in 18 games as true freshman in 2017-18.

▶ Has collected 16 career double-doubles, including 12 in 2 seasons (2017-19) at Stetson and 4 at Hofstra in 2021-22.

▶ Has averaged nearly 7 rebounds per game in his career, including totaling nearly 200 in 3 seasons with a season-best 235 as a sophomore at Stetson in 2018-19... Has double-digit rebounds in 23 games.

▶ Averaged double figures as both a freshman and sophomore at Stetson.

▶ Named to the 2018 Atlantic Sun [ASUN] All-Freshman Team at Stetson after averaging 10.1 points on 51.9 percent shootign with 6.2 rebounds per game.

TOP PERFORMANCES

▶ Scored a career-high 26 points at South Florida (11/28/18) on 10-of-15 field goals and 6-of-10 free throws to go with 6 rebounds, 4 blocks and 2 steals before fouling out in 27 minutes of action.

▶ Grabbed a career-best 15 in a win at James Madison (1/9/22) to go with 15 points to cap a stretch of 5 consecutive games with double-digit rebounds.

▶ Scored 18 points on 7-of-11 shooting to go with 14 rebounds in Hofstra's upset win at Arkansas (12/18/21), where he played in 2019-21.

BACKGROUND

▶ His first name means *"My enemies tried to mock me but God wouldn't allow it"* in Nigerian, while his first name means *"Bringer of Happiness"* in Egyptian.

▶ Earned a bachelor's degree in business administration from Hofstra in May 2022... Working towards a master's degree in personal financial planning.

2022-23 GAME-BY-GAME STATISTICS

Date	Opponent	GS	MIN	FG	3PT	FT	O	D	TR	PF	AST	TO	BLK	STL	PTS	+/-
Nov. 7	**UTRGV**		**16**	**5-5**	**0-0**	**2-3**	**2**	**3**	**5**	**3**	**0**	**2**	**0**	**1**	**12**	**27**
Nov. 11	@California		15	1-4	0-0	0-0	2	0	2	2	1	2	0	0	2	-6
Nov. 17	**KANSAS CITY**	*	**21**	**0-5**	**0-0**	**0-0**	**0**	**3**	**3**	**1**	**0**	**0**	**0**	**0**	**0**	**14**
Nov. 21	vs. Rhode Island		6	0-0	0-0	0-0	0	0	0	1	0	1	0	0	0	-5
Nov. 22	vs. Nevada		7	1-1	0-0	0-0	0	0	0	1	1	2	0	0	2	-2
Nov. 23	vs. LSU		7	1-1	0-0	0-0	0	4	4	1	0	1	1	1	2	-2
Nov. 30	@Butler		—	—	—	—	—	—	—	—	—	—	—	—	—	—
Dec. 3	**WICHITA STATE**		—	—	—	—	—	—	—	—	—	—	—	—	—	—
Dec. 6	**ABILENE CHRISTIAN**		—	—	—	—	—	—	—	—	—	—	—	—	—	—
Dec. 11	**UIW**		—	—	—	—	—	—	—	—	—	—	—	—	—	—
Dec. 17	**NEBRASKA**		—	—	—	—	—	—	—	—	—	—	—	—	—	—
Dec. 21	**RADFORD**		**11**	**1-3**	**0-0**	**0-0**	**1**	**2**	**3**	**3**	**0**	**1**	**0**	**2**	**2**	**9**
Dec. 31	**WEST VIRGINIA***															
Jan. 3	@Texas*															
Jan. 7	@Baylor*															
Jan. 10	**OKLAHOMA STATE***															
Jan. 14	@TCU*															
Jan. 17	**KANSAS***															
Jan. 21	**TEXAS TECH***															
Jan. 24	@Iowa State*															
Jan. 28	**FLORIDA**															
Jan. 31	@Kansas*															
Feb. 4	**TEXAS***															
Feb. 7	**TCU***															
Feb. 11	@Texas Tech*															
Feb. 14	@Oklahoma*															
Feb. 18	**IOWA STATE***															
Feb. 21	**BAYLOR***															
Feb. 25	@Oklahoma State*															
Mar. 1	**OKLAHOMA***															
Mar. 4	@West Virginia*															

IYIOLA'S CAREER STATS

YEAR	GP	GS	Min	Avg.	FGM	FGA	Pct.	3FGM	3FGA	Pct.	FTM	FTA	Pct.	Off	Def	Tot	Avg.	PF	Ast	TO	Blk	Stl	Pts	Avg.
*2017-18 (Fr.)	32	8	615	19.2	139	268	.519	0	3	.000	44	65	.677	77	122	199	6.2	97	5	35	21	16	322	10.1
*2018-19 (So.)	31	31	710	22.9	135	279	.484	1	8	.125	63	86	.733	85	150	235	7.6	88	14	40	37	30	334	10.8
**2019-20 (Jr.)			Redshirt																					
**2020-21 (RJr.)	1	0	2	1.6	0	0	.000	0	0	.000	0	0	.000	0	1	1	1.0	0	0	0	0	0	0	0.0
***2021-22 (Sr.)	28	25	565	20.2	84	133	.632	0	1	.000	32	42	.762	84	116	200	7.1	77	15	17	17	21	200	7.1
2022-23 (Sr.)	7	1	83	11.8	9	19	.474	0	0	.000	2	3	.667	5	12	17	2.4	12	2	9	3	2	20	2.9
Totals	**99**	**65**	**1975**	**19.9**	**367**	**699**	**.525**	**1**	**12**	**.083**	**141**	**196**	**.719**	**251**	**401**	**652**	**6.6**	**274**	**36**	**101**	**78**	**69**	**876**	**8.8**

*at Stetson | **at Arkansas | ***at Hofstra

24

G | FR.-HS



DORIAN FINISTER

G | 6-5 | 190 | Fr.-HS | New Orleans, La. | Carver

@doo4three doodagoat

SUPERLATIVES

	FR	SO	JR	SR	CAR
10+ Points	1	—	—	—	1
20+ Points	—	—	—	—	—
30+ Points	—	—	—	—	—
3+ 3FGM	—	—	—	—	—
Double-Doubles	—	—	—	—	—
5+ Rebounds	1	—	—	—	1
5+ Assists	—	—	—	—	—
Multiple Steals	—	—	—	—	—
2+ Blocks	—	—	—	—	—

PERSONAL HIGHS

Points

Season	10 vs. UIW (12/11/22)
Career	10 vs. UIW (12/11/22)
Big 12	—

Field Goals Made

Season	4 vs. UIW (12/11/22)
Career	4 vs. UIW (12/11/22)
Big 12	—

Field Goals Attempted

Season	5 vs. UIW (12/11/22)
Career	5 vs. UIW (12/11/22)
Big 12	—

3-Point Field Goals Made

Season	2 vs. UIW (12/11/22)
Career	2 vs. UIW (12/11/22)
Big 12	—

3-Point Field Goals Attempted

Season	2 vs. UIW (12/11/22)
Career	2 vs. UIW (12/11/22)
Big 12	—

Free Throws Made

Season	—
Career	—
Big 12	—

Free Throws Attempted

Season	—
Career	—
Big 12	—

Rebounds

Season	7 vs. UIW (12/11/22)
Career	7 vs. UIW (12/11/22)
Big 12	—

Assists

Season	4 vs. UIW (12/11/22)
Career	4 vs. UIW (12/11/22)
Big 12	—

Blocked Shots

Season	—
Career	—
Big 12	—

Steals

Season	1, twice
Career	1, twice
Big 12	—

Minutes

Season	22 vs. UIW (12/11/22)
Career	22 vs. UIW (12/11/22)
Big 12	—

SEASON STATS

PPG	RPG	APG	FG%	3FG%	FT%
2.0	2.3	1.2	50.0	—	—

LAST GAME (vs. UIW 12/11/22)

MIN	PTS	REBS	ASTS	BLKS	STLS
22	10	7	4	0	0

FINISTER AT A GLANCE

▶ Was expected to redshirt but played well enough in the preseason to earn the opportunity to play right away... Has played in 6 of the first 12 games, including a season-high 22 minutes vs. UIW (12/11/22).

▶ Collected his first career double-digit scoring game in the win over UIW (12/11/22) with 10 points on 4-of-5 shooting with a pair of 3-pointers... Also added a season-best 7 rebounds and 4 assists in his 22 minutes.

▶ Scored his first career points in the win over Rhode Island (11/21/22), hitting his only field goal attempt to go with 2 rebounds, 1 assist and 1 steal in nearly 10 minutes of action off the bench.

TOP PERFORMANCES

▶ Enjoyed a career day vs. UIW (12/11/22), scoring a season-high 10 points on 4-of-5 field goals, including 2-of-2 from 3-point range, to go with season-bests in rebounds (7) and assists (4) to go with a steal in 22 minutes.

▶ Scored his first career points vs. Rhode Island (11/21/22).

▶ Grabbed 3 rebounds and dished out 2 assists vs. UTRGV (11/7/22).

BACKGROUND

▶ Helped Carver High to an 88-16 record and 3 consecutive LHSAAA Class 4A Final Fours (2020, 2021, 2022), including a 33-5 record and state title in 2022.

▶ Scored more than 1,300 points in his 103-game career at Carver, where he averaged 12.7 points, 7.3 rebounds, 4.5 assists, 1.8 steals and 1.5 blocks.

2022-23 GAME-BY-GAME STATISTICS

Date	Opponent	GS	MIN	FG	3PT	FT	O	D	TR	PF	AST	TO	BLK	STL	PTS	+/-
Nov. 7	**UTRGV**		**13**	**0-3**	**0-0**	**0-0**	**0**	**3**	**3**	**0**	**2**	**0**	**0**	**0**	**0**	**4**
Nov. 11	@California	—	—	—	—	—	—	—	—	—	—	—	—	—	—	—
Nov. 17	**KANSAS CITY**		**2**	**0-0**	**0-0**	**0-0**	**0**	**1**	**1**	**0**	**0**	**0**	**0**	**0**	**0**	**-3**
Nov. 21	vs. Rhode Island		10	1-1	0-0	0-0	0	2	2	1	1	0	0	1	2	-2
Nov. 22	vs. Nevada		—	—	—	—	—	—	—	—	—	—	—	—	—	—
Nov. 23	vs. LSU		—	—	—	—	—	—	—	—	—	—	—	—	—	—
Nov. 30	@Butler		0+	0-0	0-0	0-0	0	0	0	0	0	1	0	0	0	-1
Dec. 3	**WICHITA STATE**		**5**	**0-1**	**0-0**	**0-0**	**0**	**1**	**1**	**0**	**0**	**1**	**0**	**0**	**0**	**2**
Dec. 6	**ABILENE CHRISTIAN**		**—**	**—**	**—**	**—**	**—**	**—**	**—**	**—**	**—**	**—**	**—**	**—**	**—**	**—**
Dec. 11	**UIW**		**22**	**4-5**	**2-2**	**0-0**	**2**	**5**	**7**	**0**	**4**	**0**	**0**	**1**	**10**	**25**
Dec. 17	**NEBRASKA**		**—**	**—**	**—**	**—**	**—**	**—**	**—**	**—**	**—**	**—**	**—**	**—**	**—**	**—**
Dec. 21	**RADFORD**		**—**	**—**	**—**	**—**	**—**	**—**	**—**	**—**	**—**	**—**	**—**	**—**	**—**	**—**
Dec. 31	**WEST VIRGINIA***															
Jan. 3	@Texas*															
Jan. 7	@Baylor*															
Jan. 10	**OKLAHOMA STATE***															
Jan. 14	@TCU*															
Jan. 17	**KANSAS***															
Jan. 21	**TEXAS TECH***															
Jan. 24	@Iowa State*															
Jan. 28	**FLORIDA**															
Jan. 31	@Kansas*															
Feb. 4	**TEXAS***															
Feb. 7	**TCU***															
Feb. 11	@Texas Tech*															
Feb. 14	@Oklahoma*															
Feb. 18	**IOWA STATE***															
Feb. 21	**BAYLOR***															
Feb. 25	@Oklahoma State*															
Mar. 1	**OKLAHOMA***															
Mar. 4	@West Virginia*															

FINISTER CAREER STATS

YEAR	GP	GS	Min	Avg.	FGM	FGA	Pct.	3FGM	3FGA	Pct.	FTM	FTA	Pct.	Off	Def	Tot	Avg.	PF	Ast	TO	Blk	Stl	Pts	Avg.
2022-23 (Fr.)	6	0	52	8.6	5	10	.500	2	2	1.000	0	0	.000	2	12	14	2.3	1	7	2	0	2	12	2.0
Totals	**6**	**0**	**52**	**8.6**	**5**	**10**	**.500**	**2**	**2**	**1.000**	**0**	**0**	**.000**	**2**	**12**	**14**	**2.3**	**1**	**7**	**2**	**0**	**2**	**12**	**2.0**

25

F | JR.-1L

ISMAEL [ISH] MASSOUD

F | 6-9 | 225 | Jr.-1L | East Harlem, N.Y. | The MacDuffie School | Wake Forest

@IsmaelMassoud ishhhy_masss

SUPERLATIVES

	FR	SO_1	SO_2	JR	SR	CAR
10+ Points	4	7	11	1	—	23
15+ Points	—	2	3	—	—	5
20+ Points	—	1	—	—	—	1
2+ 3FGM	10	10	9	1	—	30
Double-Doubles	—	—	—	—	—	—
5+ Rebounds	2	7	6	—	—	15
3+ Assists	—	1	1	—	—	2
Multiple Steals	2	2	7	—	—	11
2+ Blocks	1	—	2	—	—	3

PERSONAL HIGHS

Points
- **Season** 10 vs UTRGV (11/7/22)
- **Career** 31 vs. Pittsburgh (1/23/21)
- **Big 12** 13, 3 times

Field Goals Made
- **Season** 3 vs UTRGV (11/7/22)
- **Career** 10 vs. Pittsburgh (1/23/21)
- **Big 12** 5, 3 times

Field Goals Attempted
- **Season** 6 vs UTRGV (11/7/22)
- **Career** 14 vs. Pittsburgh (1/23/21)
- **Big 12** 13 at West Virginia (1/8/22)

3-Point Field Goals Made
- **Season** 2 vs UTRGV (11/7/22)
- **Career** 8 vs. Pittsburgh (1/23/21)
- **Big 12** 3, twice

3-Point Field Goals Attempted
- **Season** 3, twice
- **Career** 10 vs. Pittsburgh (1/23/21)
- **Big 12** 7, twice

Free Throws Made
- **Season** 2 vs UTRGV (11/7/22)
- **Career** 8 vs West Virginia (2/14/22)
- **Big 12** 8 vs West Virginia (2/14/22)

Free Throws Attempted
- **Season** 2 vs UTRGV (11/7/22)
- **Career** 10 vs West Virginia (2/14/22)
- **Big 12** 10 vs West Virginia (2/14/22)

Rebounds
- **Season** 3 vs UTRGV (11/7/22)
- **Career** 8 at Duke (1/9/21)
- **Big 12** 5 at West Virginia (1/8/22)

Assists
- **Season** 2 at Butler (11/30/22)
- **Career** 3 at Pittsburgh (3/2/21)
- **Big 12** 1, 4 times

Blocked Shots
- **Season** 1 at Butler (11/30/22)
- **Career** 2, 3 times
- **Big 12** 1, 4 times

Steals
- **Season** 1, twice
- **Career** 4 at Texas Tech (2/28/22)
- **Big 12** 4 at Texas Tech (2/28/22)

Minutes
- **Season** 23 at Butler (11/30/22)
- **Career** 35 vs. West Virginia (3/9/22)
- **Big 12** 35 vs. Texas (1/4/22)

SEASON STATS

PPG	RPG	APG	FG%	3FG%	FT%
3.5	1.3	0.4	38.5	42.9	100

LAST GAME (vs. Radford 12/21/22)

MIN	PTS	REBS	ASTS	BLKS	STLS
5	0	0	1	0	0

MASSOUD AT A GLANCE

▶ Has come off the bench in 8 of the first 12 games, averaging 11.4 minutes per game... Did not play vs. Kansas City, Wichita State and ACU due to illness/injury.

▶ Was one of just 2 Wildcats to play in all 31 games in 2021-22... Has now seen action 39 career games at K-State with 18 starts, while he has played in 92 total games with 26 starts in his college career (Wake Forest, K-State).

▶ Scored 10 points off the bench in the opener vs. UTRGV (11/7/22) on 3-of-6 shooting, including 2-of-3 from 3-point range.

▶ Now has 23 career double-digit scoring games, including a career-best 31-point performance vs. Pittsburgh (1/23/21) on 10-of-14 field goals with 8 triples.

▶ Had a strong end to the 2021-22 season, averaging 10.7 points in the last 3 games... Collecting a career-best 4 steals to go with 8 points and 3 rebounds at No. 12/12 Texas Tech (2/28/22)... Totaled 13 points, 6 rebounds, 2 blocks and 2 steals vs. West Virginia (3/9/22) in Big 12 Championship.

▶ Had 11 double-digit scoring games in 2021-22, including 5 in Big 12 play... Scored a season-high 17 points vs. Green Bay (12/12/21) on 5-of-5 field goals, including 4-of-4 from 3-point range, and 3-of-3 free throws.

▶ Finished 4th on the team in 3-point field goals (36), knocking down at least 2 treys in 9 games, including a season-best 4-of-4 effort vs. Green Bay (12/12/21)... Has 110 3-pointers in his career, posting 2 or more triples in 30 of 89 games.

TOP PERFORMANCES

▶ Scored in double figures in 3 consecutive games for the first time as a Wildcat, pouring in a season-high 17 points in the win over Green Bay (12/12/21) on perfect shooting (5-of-5, 4-of-4 on 3-pointers, 3-of-3 on free throws).

▶ Broke out of a scoring slump with a big game vs. Marquette (12/8/21), scoring a then season-high 16 points on 6-of-14 field goals, including 2-of-6 from 3-point range, with 6 rebounds, an assist and steal in a season-high 33 minutes.

▶ Had career-best in points come in an epic game against Pittsburgh (1/23/21), scoring 31 points on 10-of-14 field goals, including 8-of-10 from 3-point range, in 34 minutes... One of 7 Wake players in school history to hit 8 triples in a game.

BACKGROUND

▶ Transferred to K-State after 2 seasons (2019-21) at Wake Forest, seeing action in all 53 games as a Demon Deacon with 8 starts.

▶ Played for the PSA Cardinals on the Nike EYBL circuit, where he played alongside Orlando Magic guard **Cole Anthony**, Charlotte Hornet guard **James Bouknight** and former Wichita State guard **Tyson Etienne**.

▶ Mother, **Alicia Rodriguez-Barrera**, played basketball at Houston and was a starter as a junior (1996-97) and senior (1997-98)... Brother, **Sofian**, spent 2 years as a quarterback at Houston before transferring to Hampton in 2022.

2022-23 GAME-BY-GAME STATISTICS

Date	Opponent	GS	MIN	FG	3PT	FT	O	D	TR	PF	AST	TO	BLK	STL	PTS	+/-
Nov. 7	**UTRGV**		**14**	**3-6**	**2-3**	**2-2**	**2**	**1**	**3**	**2**	**0**	**0**	**0**	**0**	**10**	**1**
Nov. 11	@California		10	1-5	1-3	0-0	2	0	2	0	0	3	0	1	3	-8
Nov. 17	**KANSAS CITY**		—	—	—	—	—	—	—	—	—	—	—	—	—	—
Nov. 21	vs. Rhode Island		15	2-4	1-2	0-0	1	0	1	2	0	0	1	0	5	2
Nov. 22	vs. Nevada		10	2-3	1-1	0-0	1	1	2	2	0	0	0	0	5	0
Nov. 23	vs. LSU		0+	0-1	0-1	0-0	0	0	0	0	0	0	0	0	0	-3
Nov. 30	@Butler		23	1-5	0-2	0-0	0	0	0	0	2	1	1	0	2	10
Dec. 3	**WICHITA STATE**		—	—	—	—	—	—	—	—	—	—	—	—	—	—
Dec. 6	**ABILENE CHRISTIAN**		—	—	—	—	—	—	—	—	—	—	—	—	—	—
Dec. 11	**UIW**		**14**	**1-2**	**1-2**	**0-0**	**0**	**2**	**2**	**1**	**0**	**0**	**0**	**1**	**3**	**18**
Dec. 17	**NEBRASKA**		—	—	—	—	—	—	—	—	—	—	—	—	—	—
Dec. 21	**RADFORD**		**5**	**0-0**	**0-0**	**0-0**	**0**	**0**	**0**	**1**	**1**	**0**	**0**	**0**	**0**	**-4**
Dec. 31	**WEST VIRGINIA***															
Jan. 3	@Texas*															
Jan. 7	@Baylor*															
Jan. 10	**OKLAHOMA STATE***															
Jan. 14	@TCU*															
Jan. 17	**KANSAS***															
Jan. 21	**TEXAS TECH***															
Jan. 24	@Iowa State*															
Jan. 28	**FLORIDA**															
Jan. 31	@Kansas*															
Feb. 4	**TEXAS***															
Feb. 7	**TCU***															
Feb. 11	@Texas Tech*															
Feb. 14	@Oklahoma*															
Feb. 18	**IOWA STATE***															
Feb. 21	**BAYLOR***															
Feb. 25	@Oklahoma State*															
Mar. 1	**OKLAHOMA***															
Mar. 4	@West Virginia*															

MASSOUD'S CAREER STATS

YEAR	GP	GS	Min	Avg.	FGM	FGA	Pct.	3FGM	3FGA	Pct.	FTM	FTA	Pct.	Off	Def	Tot	Avg.	PF	Ast	TO	Blk	Stl	Pts	Avg.
*2019-20 (Fr.)	31	0	376	12.1	47	122	.385	33	83	.398	22	29	.759	6	57	63	2.0	31	9	23	12	10	149	4.8
*2020-21 (So.)	22	8	478	21.7	58	170	.341	36	107	.336	30	41	.732	16	59	75	3.4	41	11	32	1	8	182	8.3
2021-22 (So.)	31	18	752	24.3	70	193	.363	36	108	.333	35	40	.875	17	70	87	2.8	60	10	24	11	23	211	6.8
2022-23 (Jr.)	8	0	91	11.4	10	26	.385	6	14	.429	2	2	1.000	6	4	10	1.3	8	3	4	2	2	28	3.5
Totals	**92**	**26**	**1697**	**18.4**	**185**	**511**	**.362**	**111**	**312**	**.356**	**89**	**112**	**.795**	**45**	**190**	**235**	**2.6**	**140**	**33**	**83**	**26**	**43**	**570**	**6.2**

*at Wake Forest

35

F | JR.-TR

NAE'QWAN TOMLIN

F | 6-10 | 210 | Jr.-TR | Harlem, N.Y. | Urban Assembly School | Chipola [Fla.] College

@Nae_Ratty nae_ratty

2022 NJCAA Honorable Mention All-American
2022 NJCAA Region 8 Tournament MVP
Big 12 co-Newcomer of the Week (12/27/22)

SUPERLATIVES

	FR	SO	JR_1	JR_2	SR	CAR
10+ Points	—	—	—	8	—	8
20+ Points	—	—	—	1	—	1
30+ Points	—	—	—	—	—	—
4+ 3FGM	—	—	—	—	—	—
5+ Rebounds	—	—	—	8	—	8
10+ Rebounds	—	—	—	—	—	—
2+ Steals	—	—	—	4	—	4
2+ Blocks	—	—	—	5	—	5
Double-Doubles	—	—	—	—	—	—

PERSONAL HIGHS

Points
Season 26 vs. Radford (12/21/22)
Career 26 vs. Radford (12/21/22)
Big 12 —

Field Goals Made
Season 11 vs. Radford (12/21/22)
Career 11 vs. Radford (12/21/22)
Big 12 —

Field Goals Attempted
Season 18 vs. Radford (12/21/22)
Career 18 vs. Radford (12/21/22)
Big 12 —

3-Point Field Goals Made
Season 2, twice
Career 2, twice
Big 12 —

3-Point Field Goals Attempted
Season 5 vs. Nebraska (12/17/22)
Career 5 vs. Nebraska (12/17/22)
Big 12 —

Free Throws Made
Season 4, 3 times
Career 4, 3 times
Big 12 —

Free Throws Attempted
Season 5 vs. Rhode Island (11/21/22)
Career 5 vs. Rhode Island (11/21/22)
Big 12 —

Rebounds
Season 9, twice
Career 9, twice
Big 12 —

Assists
Season 2, twice
Career 2, twice
Big 12 —

Blocked Shots
Season 5 vs. Rhode Island (11/21/22)
Career 5 vs. Rhode Island (11/21/22)
Big 12 —

Steals
Season 3 vs. Kansas City (11/17/22)
Career 3 vs. Kansas City (11/17/22)
Big 12 —

Minutes
Season 38 vs. Nevada (11/22/22)
Career 38 vs. Nevada (11/22/22)
Big 12 —

SEASON STATS

PPG	RPG	BPG	FG%	3FG%	FT%
11.7	6.1	1.2	47.7	30.0	75.8

LAST GAME (vs. Radford 12/21/22)

MIN	PTS	REBS	ASTS	BLKS	STLS
33	26	9	1	2	1

TOMLIN AT A GLANCE

▶ The junior college transfer has started all 12 games, averaging 27.8 minutes per game... Played in 79 games in junior college with 52 starts.

▶ Leads the Wildcats in blocks (1.2 bpg.), while he is 2nd in rebounding (6.1 rpg.) and made field goals (53) and 3rd in scoring (11.7 ppg.) and steals (1.2 spg.)... 22 of his 53 made field goals have been dunks.

▶ Has scored in double figures in 8 of the first 12 games, including in each of the last 5 games (where he is averaging 16.4 ppg. on 57.9 percent shooting).

▶ Named Big 12 co-Newcomer of the Week on Monday after posting his 1st career 20-point game with a team-high 26 points vs. Radford (12/21/22) on 11-of-18 shooting to go with a season-tying 9 rebounds and 2 blocks in 33 minutes.

▶ Has rebounded from back-to-back scoreless games to score in double figures in the last 5 games, including 14 points vs. Wichita State (12/3/22), 15 points vs. UIW (12/11/22) and Nebraska (12/17/22) and 26 points vs. Radford (12/21/22).

▶ Has 2 seasons of eligibility left after playing 3 seasons at the junior college level at Monroe College (2019-20) and Chipola College (2020-22)... Helped Chipola to a 53-11 record in his 2 seasons, including back-to-back trips to the semifinals of the NJCAA National Tournament.

▶ One of 6 1,000-point scorers on the K-State roster after scoring 1,011 points in his JUCO career at Monroe College (2019-20) and Chipola College (2020-22).

TOP PERFORMANCES

▶ Scored a season-high 26 points vs. Radford (12/21/22) on 11-of-18 field goals to go along with a season-tying 9 rebounds, 2 blocks, 1 steal and 1 assist in 33 minutes... It was his first career 20-point game as a Wildcat.

▶ Tallied his previous season-high of 15 points on 3 occasions, including in back-to-back games vs. UIW (12/11/22) and Nebraska (12/17/22)... Did it first in the win over Rhode Island (11/21/22) on 5-of-8 field goals and 4-of-5 free throws.

▶ Turned in a season-best 5 blocks in the win over Rhode Island (11/21/22), which were the most by a Wildcat since **Jordan Henriquez-Roberts** also had 5 blocks vs. La Salle in 2013 and tied many others for the 10th-most in a game.

▶ Posted 14 points vs. Wichita State (12/3/22) on 5-of-12 field goals, including 2-of-4 from 3-point range, with 6 rebounds, 2 steals and 2 blocks in 33 minutes.

▶ Totaled a near double-double in his first game as a Wildcat with 14 points on 6-of-12 shooting with 8 rebounds in 20 minutes vs. UTRGV (11/7/22).

BACKGROUND

▶ Transferred to K-State after 2 seasons (2020-22) at Chipola College.

▶ Started his college career at Monroe College in 2019-20 before transferring to Chipola College and playing 2 seasons.

▶ Did not play high school basketball.

2022-23 GAME-BY-GAME STATISTICS

Date	Opponent	GS	MIN	FG	3PT	FT	O	D	TR	PF	AST	TO	BLK	STL	PTS	+/-
Nov. 7	**UTRGV**	*	**20**	**6-12**	**0-3**	**2-3**	**3**	**5**	**8**	**4**	**0**	**1**	**1**	**0**	**14**	**14**
Nov. 11	@California	*	26	4-9	1-4	2-2	0	2	2	2	0	1	2	1	11	14
Nov. 17	**KANSAS CITY**	*	**26**	**3-11**	**0-1**	**3-4**	**4**	**3**	**7**	**3**	**1**	**4**	**0**	**3**	**9**	**1**
Nov. 21	vs. Rhode Island	*	26	5-8	1-2	4-5	1	5	6	2	1	1	5	0	15	14
Nov. 22	vs. Nevada	*	38	2-6	1-2	4-4	0	4	4	1	1	0	0	0	9	6
Nov. 23	vs. LSU	*	29	0-4	0-1	0-0	2	1	3	3	2	1	0	1	0	9
Nov. 30	@Butler	*	14	0-5	0-2	0-0	2	2	4	3	0	1	0	1	0	-20
Dec. 3	**WICHITA STATE**	*	**33**	**5-12**	**2-4**	**2-4**	**2**	**4**	**6**	**3**	**0**	**1**	**2**	**2**	**14**	**6**
Dec. 6	**ABILENE CHRISTIAN**	*	**32**	**4-7**	**0-1**	**4-4**	**2**	**6**	**8**	**2**	**1**	**1**	**0**	**2**	**12**	**18**
Dec. 11	**UIW**	*	**23**	**7-9**	**1-1**	**0-2**	**2**	**7**	**9**	**1**	**1**	**1**	**0**	**1**	**15**	**44**
Dec. 17	**NEBRASKA**	*	**34**	**6-10**	**2-5**	**1-2**	**1**	**6**	**7**	**3**	**2**	**0**	**2**	**2**	**15**	**17**
Dec. 21	**RADFORD**	*	**33**	**11-18**	**1-4**	**3-3**	**6**	**3**	**9**	**2**	**1**	**0**	**2**	**1**	**26**	**18**
Dec. 31	**WEST VIRGINIA***															
Jan. 3	@Texas*															
Jan. 7	@Baylor*															
Jan. 10	**OKLAHOMA STATE***															
Jan. 14	@TCU*															
Jan. 17	**KANSAS***															
Jan. 21	**TEXAS TECH***															
Jan. 24	@Iowa State*															
Jan. 28	**FLORIDA**															
Jan. 31	@Kansas*															
Feb. 4	**TEXAS***															
Feb. 7	**TCU***															
Feb. 11	@Texas Tech*															
Feb. 14	@Oklahoma*															
Feb. 18	**IOWA STATE***															
Feb. 21	**BAYLOR***															
Feb. 25	@Oklahoma State*															
Mar. 1	**OKLAHOMA***															
Mar. 4	@West Virginia*															

TOMLIN'S CAREER STATS

YEAR	GP	GS	Min	Avg.	FGM	FGA	Pct.	3FGM	3FGA	Pct.	FTM	FTA	Pct.	Off	Def	Tot	Avg.	PF	Ast	TO	Blk	Stl	Pts	Avg.
2022-23 (Jr.)	12	12	333	27.8	53	111	.477	9	30	.300	25	33	.758	25	48	73	6.1	29	10	12	14	14	140	11.7
Totals	**12**	**12**	**333**	**27.8**	**53**	**111**	**.477**	**9**	**30**	**.300**	**25**	**33**	**.758**	**25**	**48**	**73**	**6.1**	**29**	**10**	**12**	**14**	**14**	**140**	**11.7**

43

G | FR.-HS



PEYTON ACKERMAN

G | 5-10 | 150 | Fr.-HS | Oklahoma City, Okla. | Epic Charter School

@_peytonackerman 2ezpeyton

SUPERLATIVES

	FR	SO	JR	SR	CAR
10+ Points	—	—	—	—	—
20+ Points	—	—	—	—	—
30+ Points	—	—	—	—	—
3+ 3FGM	—	—	—	—	—
Double-Doubles	—	—	—	—	—
5+ Rebounds	—	—	—	—	—
5+ Assists	—	—	—	—	—
Multiple Steals	—	—	—	—	—
2+ Blocks	—	—	—	—	—

PERSONAL HIGHS

Points
Season —
Career —
Big 12 —

Field Goals Made
Season —
Career —
Big 12 —

Field Goals Attempted
Season —
Career —
Big 12 —

3-Point Field Goals Made
Season —
Career —
Big 12 —

3-Point Field Goals Attempted
Season —
Career —
Big 12 —

Free Throws Made
Season —
Career —
Big 12 —

Free Throws Attempted
Season —
Career —
Big 12 —

Rebounds
Season —
Career —
Big 12 —

Assists
Season —
Career —
Big 12 —

Blocked Shots
Season —
Career —
Big 12 —

Steals
Season —
Career —
Big 12 —

Minutes
Season —
Career —
Big 12 —

SEASON STATS

PPG	RPG	APG	FG%	3FG%	FT%
—	—	—	—	—	—

LAST GAME

MIN	PTS	REBS	ASTS	BLKS	STLS
—	—	—	—	—	—

ACKERMAN AT A GLANCE

- Expected to redshirt the season.

TOP PERFORMANCES

- Has not seen any action.

BACKGROUND

- Opted to walk-on at K-State for the 2022-23 season.
- One of 3 true freshmen, along **Dorian Finister** and **Taj Manning**.
- Played at Epic Charter School in Oklahoma City, helping the team to a 39-15 record as a senior in 2021-22.

2022-23 GAME-BY-GAME STATISTICS

Date	Opponent	GS	MIN	FG	3PT	FT	O	D	TR	PF	AST	TO	BLK	STL	PTS	+/-
Nov. 7	**UTRGV**		—	—	—	—	—	—	—	—	—	—	—	—	—	—
Nov. 11	@California		—	—	—	—	—	—	—	—	—	—	—	—	—	—
Nov. 17	**KANSAS CITY**		—	—	—	—	—	—	—	—	—	—	—	—	—	—
Nov. 21	vs. Rhode Island		—	—	—	—	—	—	—	—	—	—	—	—	—	—
Nov. 22	vs. Nevada		—	—	—	—	—	—	—	—	—	—	—	—	—	—
Nov. 23	vs. LSU		—	—	—	—	—	—	—	—	—	—	—	—	—	—
Nov. 30	@Butler		—	—	—	—	—	—	—	—	—	—	—	—	—	—
Dec. 3	**WICHITA STATE**		—	—	—	—	—	—	—	—	—	—	—	—	—	—
Dec. 6	**ABILENE CHRISTIAN**		—	—	—	—	—	—	—	—	—	—	—	—	—	—
Dec. 11	**UIW**		—	—	—	—	—	—	—	—	—	—	—	—	—	—
Dec. 17	**NEBRASKA**		—	—	—	—	—	—	—	—	—	—	—	—	—	—
Dec. 21	**RADFORD**		—	—	—	—	—	—	—	—	—	—	—	—	—	—
Dec. 31	**WEST VIRGINIA***															
Jan. 3	@Texas*															
Jan. 7	@Baylor*															
Jan. 10	**OKLAHOMA STATE***															
Jan. 14	@TCU*															
Jan. 17	**KANSAS***															
Jan. 21	**TEXAS TECH***															
Jan. 24	@Iowa State*															
Jan. 28	**FLORIDA**															
Jan. 31	@Kansas*															
Feb. 4	**TEXAS***															
Feb. 7	**TCU***															
Feb. 11	@Texas Tech*															
Feb. 14	@Oklahoma*															
Feb. 18	**IOWA STATE***															
Feb. 21	**BAYLOR***															
Feb. 25	@Oklahoma State*															
Mar. 1	**OKLAHOMA***															
Mar. 4	@West Virginia*															

ACKERMAN'S CAREER STATS

YEAR	GP	GS	Min	Avg.	FGM	FGA	Pct.	3FGM	3FGA	Pct.	FTM	FTA	Pct.	Off	Def	Tot	Avg.	PF	Ast	TO	Blk	Stl	Pts	Avg.
2022-23 (Fr.)	—	—	—	—	—	—	—	—	—	—	—	—	—	—	—	—	—	—	—	—	—	—	—	—
Totals	—	—	—	—	—	—	—	—	—	—	—	—	—	—	—	—	—	—	—	—	—	—	—	—