



# K-STATE MEN'S BASKETBALL

## // 2022-23 GAME NOTES

31 NCAA TOURNAMENT APPEARANCES ■ 4 FINAL FOUR [1948, 1951, 1958, 1964] ■ 21 CONFERENCE TITLES

### THE MATCHUP // GAME 8

rv/rv **K-STATE WILDCATS**  
[6-1, 0-0 Big 12]

vs **WICHITA STATE SHOCKERS**  
[4-3, 0-0 AAC]



**Head Coach:** Jerome Tang [Charter Oak State College '07]  
**Record at K-State:** 6-1/1st Year  
**Career Record:** 8-1/1st Year+  
**vs. Wichita State:** 0-0 [0-0 at K-State]

ESPN BPI: 52  
KenPom: 60



**Head Coach:** Isaac Brown [Louisiana-Monroe '95]  
**Record at Wichita State:** 35-22/3rd Year  
**Career Record:** 35-22/3rd Year  
**vs. K-State:** 0-1 [0-1 at Wichita State]

ESPN BPI: 60  
KenPom: 138

Saturday, Dec. 3, 2022 ■ 8:05 p.m. (CT) ■ Manhattan, Kan. ■ Bramlage Coliseum [11,000] ■ ESPNU

### K-STATE RETURNS HOME TO FACE IN-STATE RIVAL WICHITA STATE

► Kansas State (6-1) returns home to the friendly confines of Bramlage Coliseum on Saturday night, as the Wildcats play host to in-state rival Wichita State (4-3) for the first time in nearly 20 years at 8 p.m., CT on ESPNU. It marks the first home game for the Wildcats in 17 days since playing host to Kansas City on Nov. 17 and just the third of the season.

► The champions of the 2022 Cayman Islands Classic, K-State saw its 6-game winning streak to begin the Jerome Tang era come to a halt on Wednesday, as the Wildcats dropped a 76-64 decision at Butler in the fourth annual BIG EAST/Big 12 Battle at Hinkle Fieldhouse. It was the longest winning streak since also winning 6 in a row from Nov. 9-24, 2018.

► Saturday's matchup is the second in a 4-game series between K-State and Wichita State, which includes a game at Kansas City's T-Mobile Center on Dec. 22, 2023 and a visit to Charles Koch Arena on Dec. 7, 2024.



*Senior Keyontae Johnson became the 9th Wildcat to go 9-of-9 or better from the field vs. Butler, collecting his 14th career double-double, including his sixth with at least 20 points and 10 rebounds.*

► K-State's 6-0 start under head coach **Jerome Tang** was the best by a first-year coach since Hall of Fame coach **Lon Kruger** opened the 1986-87 with 6 straight wins. Tang was one of four first-year head coaches in Division I who were unbeaten going into the week, joining Missouri's **Dennis**

**Gates** (8-0), Mississippi State's **Chris Jans** (7-0) and Maryland's **Kevin Willard** (7-0) who all remain undefeated going into Friday's games.

► The Wildcats have quite the scoring duo in seniors **Keyontae Johnson** and **Markquis Nowell**, as they are averaging 33 points per game on 50 percent (74-of-149) shooting. They are currently the third-best scoring duo in the Big 12 after the tandem of Kansas' **Jalen Wilson** (21.9 ppg.) and **Grady Dick** (15.3 ppg.) and Baylor's **L.J. Cryer** (17.9 ppg.) and **Adam Flagler** (16.9 ppg.). Johnson (28 points) and Nowell (29 points) joined an elite group in the overtime win over Nevada on Nov. 22, as they combined for 57 points and became just the 15th duo in school history and the first since 2010 to each top 25 points in a game.

► Nowell was named the Phillips 66 Big 12 Player of the Week on Monday for his MVP performance at the Cayman Islands Classic. It was his fourth career weekly award after earning Sun Belt Player of the Week honors three times while playing at Little Rock during the 2019-20 season.

► The Wildcats continues to use their defense to generate offense, forcing team's into an average of 18.3 turnovers per game while averaging nearly 20 points off those miscues. The team has forced 20 or more turnovers in 3 games while also topping 20 or more points off turnovers in 3 contests.

► The bench continues to play major role in the team's success, as the Wildcats are averaging 21.4 points from its reserves with **Desi Sills** averaging 10.1 points.

### SERIES HISTORY

**Overall** \_\_\_\_\_ K-State leads 21-11  
**Current Streak** \_\_\_\_\_ K-State, 3  
**In Manhattan** \_\_\_\_\_ K-State leads 14-2  
**At Bramlage Coliseum** \_\_\_\_\_ K-State leads 6-2  
**Last Meeting** W, 65-59 [12/2/2021 in Wichita, Kan./INTRUST Bank Arena]  
**Tang vs. Brown** \_\_\_\_\_ 0-0 [0-0 at home]

### OPENING TIP

► K-State could not recover from a first-half deficit in its first loss of the season at Butler on Wednesday, as the hot-shooting Bulldogs had an answer every time the Wildcats tried to claw themselves back into the game. The home team hit on an opponent-high 54.9 percent (28-of-51) from the field, including 60.9 percent (14-of-23) in the second half, while all 5 starters scored in double figures.

► K-State still had opportunities to rally in the second half but could never quite make that next step. The Wildcats closed to 48-43 with just over 14 minutes to play on 13-4 run, but the Bulldogs answered with a 17-2 run that pushed the lead to 20 points near the midway point. Senior **Desi Sills** helped spark one more attempt, as he scored 13 of his 17 second-half points in a 15-3 run that cut it to 68-60 with just over 4 minutes to play. Butler once again had a response, rattling off 6 in a row to push the lead back to double figures en route to the victory.

► The loss spoiled an impressive night by senior **Keyontae Johnson**, who earned his first double-double as a Wildcat, pouring in a team-high 20 points on perfect 9-of-9 shooting to go with a season-high 12 rebounds in 36 minutes. He became just the ninth player in school history to connect on 9 or more field goals without a miss and just the second to do so on the road (**Dean Wade** went 9-of-9 at Oklahoma State on Feb. 2, 2019). It was his 14th career double-double, including his sixth with at least 20 points and 10 rebounds and first posting 24 points and 12 rebounds against Boston College on Dec. 3, 2020.

### ■ K-STATE'S PROJECTED ROTATION (Based on the last game vs. LSU; 2022-23 stats)

Starters	Ht.	Wt.	Yr.-Exp.	Hometown	PPG	RPG	AST	FG%	3FG%	FT%	MPG
G 1 <b>MARKQUIS NOWELL</b>	5-8	160	Sr.-1L	Harlem, N.Y.	15.0	2.1	7.9	40.5	33.3	85.7	32.4
<i>The Big 12's assist leader (7.9 apg.) was named MVP of the Cayman Islands Classic and Big 12 Player of the Week after averaging 18.7 ppg., 9.0 apg., 3.7 rpg.</i>											
G 5 <b>CAM CARTER</b>	6-3	190	So.-TR	Donaldsonville, La.	6.7	2.9	1.0	39.5	36.4	83.3	25.4
<i>The former consensus Top 150 recruit and a transfer from Mississippi State came up big in the win over LSU (11/23/22), grabbing a career-high 7 rebounds to go with 6 points in 25 minutes.</i>											
F 11 <b>KEYONTAE JOHNSON</b>	6-6	230	Sr.-TR	Norfolk, Va.	18.0	6.9	2.0	60.0	54.5	88.2	32.4
<i>The transfer from Florida is fully healthy after a health emergency forced him to miss most of the 2020-21 and 2021-22 seasons; claimed 6th 20-10 double-double at Butler (11/30/22).</i>											
F 35 <b>NAE'QWAN TOMLIN</b>	6-10	210	Jr.-TR	Harlem, N.Y.	8.3	4.9	0.7	36.4	20.0	83.3	25.5
<i>The NJCAA All-American has scored in double figures in 3 of 7 games this season, including a 15-point, 6-rebound, 5-block performance vs. Rhode Island (11/21/22).</i>											
C 3 <b>DAVID N'GUESSAN</b>	6-9	215	Jr.-TR	De Lier, The Neth.	5.7	4.7	1.0	58.6	33.3	55.6	21.2
<i>The transfer from Virginia Tech has started 6 of 7 games this season, including all 3 games at the Cayman Islands Classic, where he averaged 7.3 ppg., 5.3 rpg., 1.0 bpg in 24.6 mpg.</i>											

Key Reserves	Ht.	Wt.	Yr.-Exp.	Hometown	PPG	RPG	AST	FG%	3FG%	FT%	MPG
G 4 <b>Tykei Greene</b>	6-4	205	Sr.-TR	Queens, N.Y.	4.4	1.7	0.7	40.7	35.7	33.3	14.9
G 13 <b>Desi Sills</b>	6-2	200	Sr.-TR	Jonesboro, Ark.	10.1	3.1	2.6	50.0	15.4	86.7	27.2
G 21 <b>Nate Awbrey</b>	6-3	190	Sr.-TR	Manhattan, Kan.	0.0	0.0	0.5	0.0	—	—	1.4
F 23 <b>Abayomi Iyiola</b>	6-10	220	Sr.-TR	Ibadan, Nigeria	3.0	2.3	0.3	50.0	—	66.7	11.9
G 24 <b>Dorian Finister</b>	6-5	190	Fr.-HS	New Orleans, La.	0.5	1.5	0.8	25.0	—	—	6.3
F 25 <b>Ismael [Ish] Massoud</b>	6-9	225	Jr.-1L	East Harlem, N.Y.	4.2	1.3	0.3	37.5	41.7	100.0	12.1

### ATHLETICS COMMUNICATIONS

Tom Gilbert | Director of Men's Basketball Communications | E: tgilbert@kstatesports.com | O: (785) 532-7979 | C: (785) 587-7868

### ■ 2022-23 SCHEDULE/RESULTS

#### OVERALL RECORD: 6-1

Big 12: 0-0 ■ Non-Conference: 6-1

Home: 2-0 ■ Away: 1-1 ■ Neutral: 3-0

#### ■ NOVEMBER (6-1)

Tues. 1	WASHBURN (Exh.)	Big 12 Now	W, 76-49
Mon. 7	UTRGV	Big 12 Now	W, 93-59
Fri. 11	@California	Pac-12 Network	W, 63-54
Thurs. 17	KANSAS CITY	Big 12 Now	W, 69-53

*Cayman Islands Classic (John Gray Gym, Grand Cayman, C.I.)*

Mon. 21	vs. Rhode Island	FloHoops	W, 77-57
Tues. 22	vs. Nevada	FloHoops	W, 96-87 [OT]
Wed. 23	vs. LSU	FloHoops	W, 61-59

*Big 12/BIG EAST Battle (Hinkle Fieldhouse, Indianapolis, Ind.)*

Wed. 30	@Butler	FS1	L, 64-76
---------	---------	-----	----------

#### ■ DECEMBER (0-0)

Sat. 3	WICHITA STATE	ESPNU	8 pm
Tues. 6	ABILENE CHRISTIAN	Big 12 Now	7 pm
Sun. 11	INCARNATE WORD	Big 12 Now	2 pm

*Wildcat Classic (T-Mobile Center, Kansas City, Mo.)*

Sat. 17	NEBRASKA	Big 12 Now	7 pm
Wed. 21	RADFORD	Big 12 Now	1:30 pm
Sat. 31	WEST VIRGINIA*	TBD	TBD

#### ■ JANUARY (0-0)

Tues. 3	@Texas*	LHN	8 pm
Sat. 7	@Baylor*	Big 12 Now	5 pm
Tues. 10	OKLAHOMA STATE*	ESPNU	6 pm
Sat. 14	@TCU*	ESPN2/U	1 pm
Tues. 17	KANSAS*	ESPN2/U	6 pm
Sat. 21	TEXAS TECH*	ESPN2/U	1 pm
Tues. 24	@Iowa State*	ESPNU	8 pm

*SEC/Big 12 Challenge (Bramlage Coliseum, Manhattan, Kan.)*

Sat. 28	FLORIDA	ESPN2	5 pm
Tues. 31	@Kansas*	Big 12 Now	7 pm

#### ■ FEBRUARY (0-0)

Sat. 4	TEXAS*	ESPN2/U	3 pm
Tues. 7	TCU*	ESPNU	8 pm
Sat. 11	@Texas Tech*	Big 12 Now	6 pm
Tues. 14	@Oklahoma*	ESPNU	8 pm
Sat. 18	IOWA STATE*	ESPN2/U	5 pm
Tues. 21	BAYLOR*	ESPN2/U	6 pm
Sat. 25	@Oklahoma State*	ESPNU	1 pm

#### ■ MARCH (0-0)

Wed. 1	OKLAHOMA*	Big 12 Now	7 pm
Sat. 4	@West Virginia*	Big 12 Now	1 pm

*Phillips 66 Big 12 Championship (T-Mobile Center, Kansas City, Mo.)*

Wed. 8	First Round	ESPNU	6/8 pm
Thurs. 9	Quarterfinals	ESPN2/U	—
Fri. 10	Semifinals	ESPN/U	6/8 pm
Sat. 11	Championship	ESPN	8 pm

Home Games in BOLD CAPS | \*Big 12 Conference Game

All Times Central and Subject to Change | Rankings: AP/USA Today Coaches

### ■ GAME INFORMATION

**TELEVISION:** ESPNU

**App:** ESPN | **Online:** plus.espn.com/big-12

**Play-by-Play:** Mark Neely | **Analyst:** King McClure  
**Producer:** Alex Wheat

**RADIO:** K-STATE SPORTS NETWORK

**App:** Varsity Network | **Online:** SXM 375  
www.kstatesports.com/watch [free]

**Play-by-Play:** Brian Smoller | **Analyst:** Kamau Stokes

### LIVE STATS

kstatesports.com  
kstate.statbroadcast.com [media only]

### SOCIAL MEDIA: #KSTATEMBB

**Twitter:** @KStateMBB // @kstatesports

**Instagram:** kstatembb

**Facebook:** /kstatembb

**YouTube:** /KStateSports



## &gt;&gt;&gt; BY THE NUMBERS

5

The K-State roster includes 5 players (Nate Awbrey, Tykei Greene, Markquis Nowell, Desi Sills and Nae'Qwan Tomlin) who have eclipsed 1,000 career points with 3 doing it at the Division I level.

15

Seniors **Keyontae Johnson** (28) and **Markquis Nowell** (29) became the 15th duo to each score at least 25 points in the same game vs. Nevada and first since **Jacob Pullen** and **Denis Clemente** vs. Xavier in 2010.

529

K-State's 7 Division I transfers - **David N'Guessan**, **Tykei Greene**, **Cam Carter**, **Keyontae Johnson**, **Desi Sills**, **Jerrell Colbert** and **Abayomi Iyiola** - have combined to play in 529 games in their careers with 307 starts.

## TEAM NOTES

## ■ SERIES HISTORY

- ▶ **Overall:** K-State leads 21-11
- ▶ **In Manhattan:** K-State leads 14-2
- ▶ **Active Streak:** K-State, 3
- ▶ **Tang vs. WSU:** First meeting
- ▶ **K-State vs. AAC:** 41-36 (24-7 at home)
- ▶ **Tang vs. Isaac Brown:** First meeting



## LAST 10 GAMES [6-4]

Date	Rank	Result	Score	Location
1/3/1995	—/—	L	51-75	Wichita
1/2/1996	—/—	W	70-64	Manhattan
12/3/1996	—/—	L	59-74	Manhattan
12/10/1997	—/—	W	90-83 (OT)	Wichita
12/8/1998	—/—	W	64-47	Manhattan
11/21/2000	—/—	L	66-76	Wichita
12/5/2001	—/—	L	56-65	Manhattan
12/7/2002	—/—	W	79-66	Wichita
12/10/2003	—/—	W	54-50	Manhattan
12/5/2021	—/—	W	65-59	Wichita

**LAST MEETING:**  
(in Wichita, Kan., Dec. 5, 2021)  
**K-State 65, Wichita State 59**

- ▶ Junior **Markquis Nowell** scored 5 of his team-high 16 points in a late 7-0 run, including a dagger of a 3-pointer with 1:35 to play, that helped lift the Wildcats to a 65-59 win over Wichita State in the last meeting between the schools on Dec. 5, 2021 at INTRUST Bank Arena in Wichita.
- ▶ Nowell, who started in place of an injured **Nijel Pack**, led the way in points (16), rebounds (8) and assists (4) while playing 35 minutes.

## WICHITA STATE (6-2)

No.	Name	PTS	FG	3FG	FT	O	D	R	PF	A	T	S	B	MIN
24	UDEZE, Morris	F 19	7-8	0-0	5-7	2	5	7	1	0	1	0	0	32
32	PLEASANT, Joe	F 3	1-2	1-1	0-0	0	7	7	2	0	1	1	1	20
00	DENNIS, Dexter	G 6	2-5	0-3	2-2	1	6	7	3	1	1	2	2	31
01	ETIENNE, Tyson	G 11	4-20	1-11	2-3	0	1	1	1	3	2	0	0	34
03	PORTER, Jr., Craig	G 4	0-0	0-0	4-4	0	2	2	2	1	3	0	1	18
04	COUNCIL, IV, Ricky	5	2-7	1-2	0-0	1	5	6	3	2	4	0	0	23
05	JACKSON, Clarence	0	0-1	0-1	0-0	0	3	3	4	0	1	0	0	10
11	POHOTO, Kenny	3	1-5	1-2	0-0	1	0	1	0	0	0	0	1	7
22	GRANT, Qua	5	1-5	0-2	3-4	0	3	3	5	1	1	1	0	22
02	JENKINS, Chaunce	3	1-1	1-1	0-0	0	0	0	0	0	0	0	0	4
TEAM						1	1	2						
TOTALS		59	19-54	5-23	16-20	6	33	39	21	8	14	4	5	200

	FG	FG%	3FG	3FG%	FT	FT%
1st Half	9-29	31.0	4-13	30.8	8-9	88.9
2nd Half	10-25	40.0	1-10	10.0	8-11	72.7
GAME	19-54	35.2	5-23	21.7	16-20	80.0

## K-STATE (5-2)

No.	Name	PTS	FG	3FG	FT	O	D	R	PF	A	T	S	B	MIN
20	EZEAGU, Kaosi	F 14	5-6	0-0	4-7	2	4	6	3	0	0	1	1	25
25	MASSOUD, Mike	F 2	1-7	0-4	0-0	1	4	5	2	0	1	2	0	23
00	MCGUIRE, Ismael	G 10	3-11	1-7	3-4	0	2	2	2	4	1	0	0	32
01	NOWELL, Markquis	G 16	4-15	2-7	6-6	1	7	8	3	4	1	1	0	35
13	SMITH, Mark	G 3	1-5	0-2	1-4	0	7	7	1	0	2	3	0	30
21	BRADFORD, Davion	0	0-2	0-0	0-0	0	0	0	3	0	0	0	0	5
03	MIGUEL, Seltan	12	4-11	1-3	3-4	3	6	0	3	1	0	1	0	29
22	KASURKE, Luke	8	3-5	2-2	0-0	0	1	1	2	0	0	0	0	16
33	LANDERS, Logan	0	0-0	0-0	0-0	1	0	1	1	0	0	0	0	3
TEAM						3	4	7						
TOTALS		65	21-62	6-25	17-25	11	32	43	17	11	7	7	2	200

	FG	FG%	3FG	3FG%	FT	FT%
1st Half	12-34	35.3	4-15	26.7	4-6	66.7
2nd Half	9-28	32.1	2-10	20.0	13-19	68.4
GAME	21-62	33.9	6-25	24.0	17-25	68.0

Officials: Terry Oglesby, Byron Jarrett, Doug Simmons

Attendance: 14,488 | Start Time: 5:05 p.m. | Game Duration: 2:10

K-State led for 10:44 // WSU led 25:29 // Game was tied for 3:47

Lead Changes: 9 // Times Tied: 9

Points From	Off Turnovers	Paint	2nd Chance	Fast Break	Bench
WSU	10	20	3	3	16
K-State	15	28	10	7	20

## NOTES ON WICHITA STATE

▶ Wichita State (4-3) enters Saturday's game after dropping a heartbreaker to unbeaten Missouri in overtime, 84-88, on Tuesday night at home. The Shockers rallied from a 7-point halftime deficit to force overtime, as the Tigers out-scored them, 13-9, in the extra period. Five players scored in double figures led by 14 each from senior **Craig Porter, Jr.**, and junior **Jaykwon Walton**.

▶ Prior to Tuesday's home loss, WSU had won 3 of its last 4 games, including an impressive road victory at Richmond on Nov. 17 and a neutral site win over WAC preseason favorite Grand Canyon at the Hall of Fame Classic on Nov. 21. The only losses have come to unbeaten San Francisco and Missouri.

▶ Wichita State is averaging 68.1 points on 43.8 percent shooting, including 28.9 percent from 3-point range, with 40.1 rebounds, 10 assists, 4.7 steals and 3.9 blocks per game, while allowing 63.3 points on 36.9 percent shooting, including 25.8 percent from 3-point range.

▶ Seven players are averaging better than 5.7 points per game, including a pair of double-digit scorers in Porter (13.9 ppg.) and Walton (13.3 ppg.). Porter, who is shooting 50 percent from the field, also averages a team-high 7.1 rebounds to go with 2.3 blocks and 1.7 steals per game. Walton is hitting on 52.4 percent and is second in rebounding (6.1 rpg.). Senior **Gus Okafor** is averaging 8.7 points and 5.4 rebounds per game, while two other Shockers - **Jaron Pierre, Jr.** and **James Rojas** - are averaging close to 7 points per game.

▶ Head coach **Isaac Brown** is in his third season at Wichita State with a 35-21 overall record. He led the Shockers to the 2021 NCAA Tournament, helping the team to the AAC regular-season title with an 11-2 mark.

## SERIES HISTORY

▶ K-State and Wichita State will meet for the 33rd time on Saturday night with the Wildcats holding a 21-11 record, including a 14-2 mark at home. This will be the first meeting at Bramlage Coliseum since a 54-50 win on Dec. 10, 2003.

▶ The schools have been nearly even in the last 10 matchups with K-State holding a slight 6-4 advantage, including a 65-59 victory by the Wildcats on Dec. 5, 2021 at INTRUST Bank Arena in Manhattan. It was the first meeting between the schools since that previous matchup in Manhattan in 2003. They have split the last 4 meetings (1996, 1998, 2001, 2003) at Bramlage Coliseum.

## UP NEXT: ABILENE CHRISTIAN (4-4)

▶ K-State continues its homestand on Tuesday by hosting Abilene Christian (4-4) at 7 p.m., at Bramlage Coliseum. It will be the first meeting with ACU since winning a 2-game series in 1985-86 and 1986-87.

## K-STATE WINS CAYMAN ISLANDS CLASSIC

▶ K-State captured its 17th in-season tournament title, as the Wildcats knocked off Rhode Island (77-57), Nevada (96-87 in overtime) and LSU (61-59) to win the 2022 Cayman Islands Classic on Nov. 21-23. It was the team's first tournament title since winning the 2018 Paradise Jam in the U.S. Virgin Islands. The 3 wins gave K-State its first 6-0 start since the 2018-19 season.

▶ Senior **Markquis Nowell** was selected the Cayman Islands Classic MVP and to the all-tournament team, while fellow senior **Keyontae Johnson** was named to the all-tournament team. Nowell averaged 18.7 points and 9.0 assists in the 3-game tournament, while Johnson averaged a team-best 19.3 points on 53.6 percent shooting with 6.0 rebounds per game. For his effort, he was named the Phillips 66 Big 12 Player of the Week on Monday.

▶ After breezing past Rhode Island, 77-57, in the first round, K-State had to fight through tight contests with Nevada in the semifinals and LSU in the finals to earn the title. After surrendering a 9-point lead to the Wolf Pack with 4:08 to play to trail 80-78 with 14 seconds left in regulation, Nowell drove the lane and was able to convert on a layup in traffic to force overtime with 3.5 seconds. The Wildcats were able to carry the momentum in the extra period, as they hit on 5 of 6 from the field and 6 of 10 free throw line to win 96-87.

▶ The Wildcats then overcame an 11-point second-half deficit to the Tigers in the title game, using their defense to allow 18 points after halftime on 36.8 percent shooting while forcing 14 turnovers en route to a 61-59 victory.

## ■ STAT COMPARISON (2022-23 stats)

Category	K-State	WSU
<b>Overall Record</b>	6-1	4-3
<b>Scoring Average</b>	74.7	68.1
<b>Opp. Scoring Average</b>	63.6	63.3
<b>Scoring Margin</b>	+11.1	+4.9
<b>FG Percentage</b>	45.7	43.8
<b>Opp. FG Percentage</b>	43.3	36.9
<b>3-point FG Percentage</b>	35.1	28.9
<b>3-point FG/Game</b>	6.7	6.3
<b>FT Percentage</b>	79.1	68.6
<b>Rebounds/Game</b>	34.0	40.1
<b>Rebounding Margin</b>	+3.0	+4.4
<b>Assists/Game</b>	17.0	10.0
<b>Turnovers/Game</b>	15.6	12.7
<b>Turnover Margin</b>	+2.7	-2.0
<b>Assist/Turnover Ratio</b>	1.1	0.8
<b>Steals/Game</b>	7.7	4.7
<b>Blocks/Game</b>	3.1	3.9

**LAST TIME OUT:**  
**BUTLER 76, K-STATE 64**

▶ K-State could not quite dig itself out of a first-half deficit, as a hot-shooting Butler hit on nearly 55 percent from the field in a 76-64 win on Wednesday night in the fourth annual BIG EAST/Big 12 Battle at historic Hinkle Fieldhouse.

▶ Butler (5-3), which came into the game averaging 90 points per game on 60.1 percent shooting in 3 home games this season, stayed hot from the field in handing K-State (6-1) its first loss under first-year head coach **Jerome Tang**.

▶ The Bulldogs connected on an opponent-high 54.9 percent (28-of-51) from the field, including 60.9 percent (14-of-23) in the second half, while all 5 starters scored in double figures led by **Manny Bates'** 22 points.

▶ Despite the impressive offensive performance, the Wildcats still had chances to rally from a double-digit deficit twice in the second half. After falling behind by 14 just after halftime, senior **Markquis Nowell's** first 3-pointer keyed a 13-4 run that closed the deficit to 48-43 with just over 14 minutes to play. However, the Bulldogs responded with a 17-2 run that pushed the lead to 20 points.

▶ Down 65-45 with 8:29 remaining, senior **Desi Sills** helped spark one more attempt at a comeback for K-State, as the reserve scored 13 of his 17 second-half points in a 15-3 run that cut the deficit to 68-60 with just over 4 minutes to play. However, once again, Butler had a response, rattling off 6 in a row to push the lead back to double figures en route to the 12-point victory.

▶ The loss spoiled an impressive night by senior **Keyontae Johnson**, who collected his first double-double as a Wildcat, pouring in a team-high 20 points on 9-of-9 shooting to go with a season-high 12 rebounds. It was his 14th career double-double, including his sixth with at least 20 points and 10 rebounds. He became the ninth player in school history to go 9-of-9 or better from the field.

▶ Sills came off the bench to provide a big lift in the second half, scoring all 17 of his points after halftime on 8-of-12 shooting. Nowell dished out a game-high 8 assists to go with his 13 points.

▶ For the game, K-State connected on 46 percent (29-of-63), including just 20 percent (4-of-20) from 3-point range. The Wildcats had a season-high 48 points in the paint but posted season-lows in a number of categories, including just 3 free throw attempts while making 2. The team came in averaging 17.3 free throws made per game, which ranked among the top-25 nationally.

## QUOTING JEROME TANG

I thought they did a great job of putting their players in a position to shoot practice shots. And so, we have to do a better job of preparing.



TANG DEBUTS AS HEAD COACH

► First-year head coach **Jerome Tang** enjoyed a successful debut, as the Wildcats earned a 93-59 win against UTRGV on Nov. 7 to help Tang earn his first victory as the 24th head coach and the first full-time black head coach in school history. He is the sixth minority men's head coach in K-State Athletics history, including the third in men's basketball following interim head coach **Darryl Winston** (1984-85) and former full-time head coach **Frank Martin** (2007-12).

► K-State's 6-0 start under head coach **Jerome Tang** was the best by a first-year coach in school history since Hall of Fame coach **Lon Kruger** opened the 1986-87 with 6 straight wins. Tang was one of four first-year head coaches in Division I who were unbeaten prior to Wednesday's loss, joining Missouri's **Dennis Gates**, Mississippi State's **Chris Jans** and Maryland's **Kevin Willard**.

► This is not Tang's first time being a head coach, as he served as athletics director and head coach at Heritage Christian Academy in Cleveland, Texas from 1993-2003, leading the school to 5 TAPPS Division A State Championships.

► In addition, Tang twice served as interim head coach in his 19 seasons as an assistant and associate head coach at Baylor, leading the Bears to 4-0 record. He helped Baylor to wins over Texas (86-79 in OT) and at Texas Tech (82-48) during the 2012-13 season, while he guided the squad to wins over Louisiana (112-82) and Washington (86-52) to open the 2020-21 season. Tang is only credited with the wins in 2012, moving his college head coaching record to 8-1.

SUCCESS IN NON-CONFERENCE PLAY

► K-State has posted a 165-53 (.760) record in non-conference play since the 2006-07 season. Wednesday's loss at Butler dropped the Wildcats to 15-13 in true road non-conference games in that span, while the team already has a road win after their 63-54 victory at California on Nov. 11.

► K-State has a 123-14 (.898) record at home venues (includes home games played at Bramlage Coliseum, INTRUST Bank Arena in Wichita and the T-Mobile Center in Kansas City) in non-conference play dating to the 2006-07 season, including a 114-12 (.905) mark at Bramlage Coliseum.

► The Wildcats posted double-digit non-conference wins in 12 of 13 seasons from 2006-07 to 2018-19, but they have since managed just a 27-17 record in non-conference action in the last 3 plus seasons (since 2019-20).

► K-State finished the 2021-22 non-conference season with an 8-5 record, including a 6-1 mark at Bramlage Coliseum. The Wildcats won their first 4 non-conference games (Florida A&M, Omaha, North Dakota and UAlbany) before the setback against Marquette. They finished with wins over Green Bay and McNeese, while the final game vs. North Florida was cancelled.

■ NON-CONFERENCE SUCCESS

Year	Overall	Home	Bramlage
2006-07	11-4	7-0	7-0
2007-08	10-4	8-1	7-1
2008-09	12-3	11-0	10-0
2009-10	13-1	9-0	8-0
2010-11	12-3	9-1	8-1
2011-12	11-1	7-0	6-0
2012-13	11-2	9-0	8-0
2013-14	10-3	7-1	7-1
2014-15	7-6	6-2	5-2
2015-16	11-2	8-0	8-0
2016-17	11-2	8-0	8-0
2017-18	11-2	8-1	8-0
2018-19	10-3	7-0	6-0
2019-20	7-6	6-2	6-1
2020-21	4-5	4-5	4-5
2021-22	8-5	6-1	6-1
2022-23	6-1	2-0	2-0
<b>Total</b>	<b>165-53</b> <b>(.760)</b>	<b>123-14</b> <b>(.898)</b>	<b>114-12</b> <b>(.905)</b>

STRONG STARTS

► One of the keys to K-State's 6-0 start to the season had been its strong starts, as the Wildcats averaged 40.3 points on 50 percent (84-of-168) shooting from the field, including 42.5 percent (31-of-73) from 3-point range, while hitting on 82.7 percent (43-of-52) from the free throw line. The team scored just 25 points in the first half of Wednesday's loss at Butler (11/30/22), hitting on 39.3 percent (11-of-28) from the field, including 16.7 percent (2-of-12) from long range.

► K-State had out-scored its opponents, 242-178, in the first half in the first 6 games, as its defense had allowed 29.7 points on 39.6 percent (63-of-159) shooting, including 31.4 percent (16-of-51) from beyond the arc. However, Butler scored 37 points in the first half on 50 percent (14-of-28) shooting.

► The Wildcats have forced 57 combined turnovers in the first half so far with nearly a third of the total points (73 of 267) coming from offense generated by these turnovers. The team scored 18 first-half points off 12 UTRGV turnovers, had 15 such points off 15 Cal miscues and 17 points off 11 Kansas City turnovers.

► The 52 points vs. UTRGV were the most first-half points in a season opener since scoring 53 vs. South Dakota on Nov. 29, 1986, as K-State's 93 points were the most in an opener since scoring 98 vs. Southern Utah on Nov. 14, 2014.

FORCING TURNOVERS

► K-State's defense has forced 128 turnovers through the first 7 games, which includes 54 steals, while averaging 19.9 points per game off those miscues.

► The 18.3 turnovers forced per game ranks 30th nationally, while it places fourth in the Big 12 behind Iowa State, Texas and West Virginia. K-State ranks sixth in turnover margin (+2.71) and seventh in steals (7.7), while senior **Markquis Nowell** places eighth in the Big 12 in steals per game (1.86).

► The Wildcats opened the year by forcing 20 or more turnovers from each of their first 3 opponents, which hasn't happened since at least 1995-96. The 2007-08 season was the last time that K-State has forced 20 or more turnovers from each of its first 2 opponents.

► K-State scored 20 or more points off turnovers in 3 of its first 4 games with a season-high 31 points off 26 UTRGV (11/7/22) turnovers in the opener. The Wildcats scored 20+ points off miscues in back-to-back games vs. Kansas City (11/17/22; 26 points) and Rhode Island (11/21/22; 21 points).

BENCH PRODUCTION

► K-State is getting solid production from its bench through the first 7 games, as the Wildcats are averaging 21.4 points per game. Three reserves (**Desi Sills**, **Tykei Greene** and **Ish Massoud**) are averaging better than 4 points per game on a collective 44.9 percent (48-of-107) shooting.

► The Wildcats got 41 points from its bench in the opener vs. UTRGV (11/7/22) with 3 reserves (**Abayomi Iyiola** (12), Massoud (10) and Sills (10) all posting double-digit points. As a group, the bench connected on 14-of-29 from the field, including a collective 11-of-17 effort by Iyiola, Massoud and Sills.

► The veteran Sills has been particularly impactful from the bench, scoring in double figures 4 times in 7 games, including 16 points in the win over LSU (11/23/22) at the Cayman Islands Classic Championship game and a season-high 17 points (all in second half) in the loss at Butler (11/30/22).

TEAM FULL OF SCORERS

► K-State is one of 13 schools to have at least three 1,000-point scorers on its roster, as Wildcats **Tykei Greene** (1,143 points), **Markquis Nowell** (1,413 points), **Desi Sills** (1,181 points) all have eclipsed the milestone in their careers at the Division I level. Only Nowell has reached the mark while at K-State.

► K-State has 5 1,000-point scorers if you count senior walk-on **Nate Awbrey**, who scored 1,032 points in his 4-year career at Manhattan Christian College, and junior **Nae'Qwan Tomlin**, who scored more than 1,000 points in his junior college career at Monroe College (2019-20) and Chipola College (2020-22).

NATIONAL POLLS

THE ASSOCIATED PRESS POLL

Updated: November 28, 2022

Rank	School	Record	Points	Prv
1.	Houston (45)	6-0	1534	2
2.	Texas (8)	5-0	1467	4
3.	Virginia (2)	5-0	1408	5
4.	Arizona	6-0	1341	14
5.	Purdue (8)	6-0	1307	24
6.	Baylor	5-1	1111	7
7.	Creighton	6-1	1100	10
8.	UConn	8-0	1099	20
9.	Kansas	6-1	990	3
10.	Indiana	6-0	938	11
11.	Alabama	6-1	860	18
	Arkansas	5-1	860	9
13.	Tennessee	5-1	848	22
14.	Gonzaga	5-2	845	6
15.	Auburn	7-0	733	13
16.	Illinois	5-1	643	16
17.	Duke	6-2	614	8
18.	North Carolina	5-2	541	1
19.	Kentucky	4-2	472	15
20.	Michigan State	5-2	469	12
21.	UCLA	5-2	346	19
22.	Maryland	6-0	282	23
23.	Iowa State	5-1	198	—
24.	San Diego State	4-2	189	17
25.	Ohio State	5-1	108	—

Other receiving votes: TCU 45, Iowa 31, Charleston 20, West Virginia 14, Mississippi State 12, Texas Tech 11, Michigan 8, UNLV 6, Wisconsin 6, Arizona State 6, Miami 5, Oklahoma 2, Missouri 2, St. John's 1, KANSAS STATE 1, Virginia Tech 1, New Mexico 1

USA TODAY COACHES POLL

Updated: November 28, 2022

Rank	School	Record	Points	Prv
1.	Houston (23)	6-0	782	2
2.	Texas (5)	5-0	732	4
3.	Virginia (1)	5-0	718	6
4.	Arizona	6-0	662	12
5.	Purdue	6-0	627	23
6.	UConn	8-0	560	22
7.	Creighton	6-1	532	8
8.	Indiana	6-0	520	11
9.	Kansas	6-1	516	3
10.	Baylor	5-1	497	7
11.	Arkansas	5-1	464	9
12.	Gonzaga	5-2	435	5
13.	Tennessee	5-1	391	21
14.	Alabama	6-1	386	18
15.	North Carolina	5-2	324	1
16.	Duke	6-2	314	10
17.	Illinois	5-1	305	14
18.	Kentucky	4-2	285	13
19.	Auburn	7-0	274	16
20.	Michigan State	5-2	220	15
21.	UCLA	5-2	178	17
22.	Maryland	6-0	158	25
23.	Iowa State	5-1	145	—
24.	San Diego State	4-2	126	19
25.	Ohio State	5-1	70	—

Other receiving votes: TCU 40, Iowa 28, Texas Tech 16, Wisconsin 15, Mississippi State 11, West Virginia 11, Michigan 9, Xavier 8, Saint Mary's 8, Oklahoma 7, St. John's 5, Miami 5, KANSAS STATE 5, Charleston 5, UNLV 4, Drake 2

TRACKING K-STATE IN THE POLLS

	AP	Coaches
Pre	—	—
11/14	—	—
11/21	—	—
11/28	rv	rv
12/5		
12/12		
12/19		
12/26		
12/29		
1/2		
1/9		
1/16		
1/23		
1/30		
2/6		
2/13		
2/20		
2/27		
3/6		
3/13		
Final		

WILDCATS VS. RANKED TEAMS

K-State has played over 400 games vs. ranked teams in their history, posting a 122-282 (.305) record, including 25-84 (.234) vs. the top-5, 49-145 (.257) vs. the top-10 and 72-202 (.267) vs. top-15.

K-State has 29 wins vs. ranked foes in the last 10 seasons, including 10 vs. the top 10 (one over No. 1) and 21 Top 25 wins at home.

BIG 12 STANDINGS

As of Dec. 2, 2022

Team	Conference				Overall					
	W-L	Pct.	H	A	W-L	Pct.	H	A	N	Stk
Texas	0-0	.000	0-0	0-0	6-0	1.000	5-0	0-0	1-0	—
Kansas	0-0	.000	0-0	0-0	8-1	.889	5-0	0-0	3-1	—
Iowa State	0-0	.000	0-0	0-0	6-1	.857	4-0	0-0	2-1	—
Kansas State	0-0	.000	0-0	0-0	6-1	.857	2-0	1-1	3-0	—
Oklahoma	0-0	.000	0-0	0-0	6-1	.857	3-1	0-0	3-0	—
TCU	0-0	.000	0-0	0-0	6-1	.857	4-1	0-0	2-0	—
West Virginia	0-0	.000	0-0	0-0	6-1	.857	3-0	1-0	2-1	—
Baylor	0-0	.000	0-0	0-0	5-2	.714	4-0	0-1	1-1	—
Texas Tech	0-0	.000	0-0	0-0	5-2	.714	4-0	0-0	1-2	—
Oklahoma State	0-0	.000	0-0	0-0	5-3	.625	3-1	1-1	1-1	—

Upcoming Schedule

Friday, December 2

Baylor vs. Gonzaga, 7 p.m.

Saturday, December 3

Oklahoma at Villanova, 11 a.m.

West Virginia at Xavier, 5:30 p.m.

Wichita State at K-State, 8 p.m.

Sunday, December 4

St. John's at Iowa State, 2 p.m.

Tuesday, December 6

Texas vs. Illinois, 6 p.m.

Tarleton State at Baylor, 7 p.m.

Jackson State at TCU, 7 p.m.

Abilene Christian at K-State, 7 p.m.

Kansas City at Oklahoma, 7 p.m.

Sam Houston State at Oklahoma State, 8 p.m.

Wednesday, December 7

Navy at West Virginia, 6 p.m.

Nicholls State at Texas Tech, 7 p.m.



Big 12 Preseason Coaches Poll

Team	Pts
1. Baylor (5)	77
2. Kansas (4)	73
3. Texas (1)	64
4. TCU	58
5. Oklahoma State	42
6. Texas Tech	42
7. Oklahoma	32
8. Iowa State	30
9. West Virginia	20
10. KANSAS STATE	12

First place votes in parenthesis

Big 12 Preseason Team

- Timmy Allen, Texas
- Avery Anderson III, Oklahoma State
- Marcus Carr, Texas
- \*Adam Flagler, Baylor
- \*Mike Miles, Jr., TCU
- \*Jalen Wilson, Kansas

Player of the Year: Mike Miles, Jr., TCU

Newcomer of the Year: Grant Sherfield, Oklahoma

Freshman of the Year: Keyonte George, Baylor

► That total could increase this season, as two other Wildcats (**Abayomi Iyiola** and **Keyontae Johnson**) have more than 800 points in their career.

► UAB leads the country with five 1,000-point scorers followed by Notre Dame (4), while K-State is one of 11 other schools to have 3 such scorers, including Drake, Gonzaga, Indiana, Iowa State, Ohio State, Penn State, Pittsburgh, Southern Utah, Texas and Virginia.

1700 WINS AND COUNTING

► K-State's overtime 96-87 win over Nevada in the semifinals of the Cayman Islands Classic represented the 1,700th win in school history. The Wildcats are the 43rd Division I team to eclipse 1,700 wins, including the sixth Big 12 school.

► The Wildcats have a 1,701-1,214 (.586) all-time record as a program, which includes 31 NCAA Tournament appearances and 21 conference championships.

MAKING THE MOST FROM THE LINE

► K-State has been making the most of its opportunities from the free throw line, knocking down a Big 12-best 79.1 percent (106-of-134). The figure ranks 12th nationally, while the team is 60th in free throws made/game (15.1).

► Two Wildcats rank in the Big 12's top-10, including seniors **Keyontae Johnson** (2nd; 88.2%, 30-of-34) and **Markquis Nowell** (8th; 85.7%, 30-of-35). In addition, two others - senior **Desi Sills** (86.7% 13-of-15) and junior **Nae'Qwan Tomlin** (83.3%, 15-of-18) - would be ranked if they met the minimum.

► After hitting on 72.4 percent (21-of-29) in the opener vs. UTRGV (11/7/22), the Wildcats were even better from the free throw line in games vs. California (11/11/22) and Kansas City (11/17/22), combining to make 85.7 percent (30-of-35). Those numbers were equally as solid in crunch time, as the team went a combined 82.4 percent (14-of-17) in the second half when both the Golden Bears and Roos attempted to make comebacks.

► The Wildcats connected on 79.1 percent (53-of-67) of their free throws in winning the Cayman Islands Classic, including near perfect performances by Johnson (24-of-27), Nowell (13-of-15) and Tomlin (8-of-9).

A TEAM OF WINNERS

► Head coach **Jerome Tang** has remarked on a number of occasions that he recruited a team 'full of winners' as exemplified by the number of championship that the collective group has won.

► There are a combined 8 state championships among the 15 players on the roster, including 2 each won by seniors **Desi Sills** and **Abayomi Iyiola** and true freshmen **Taj Manning**. In addition, sophomore **Jerrell Colbert** and true freshman **Dorian Finister** also won state titles during their senior seasons.

► In addition to the high school success, a number of players have been apart of winning college programs, including Sills and Iyiola being members of Arkansas' Elite Eight team in 2021 and senior **Keyontae Johnson** (Florida) and junior **David N'Guessan** (Virginia Tech) being apart of 2 NCAA Tournaments.

■ HOME SWEET HOME // BRAMLAGE COLISEUM [1989-present]



► K-State has posted a 404-144 (.736) all-time record at Bramlage Coliseum since its opening during the 1988-89 season. The 404 wins are the most at a home venue for the Wildcats, surpassing the 378 wins at Ahearn Field House (1950-88). It is the school's third home venue.

► K-State has registered a 204-64 (.759) record at home over the past 17 seasons, including an 87-52 (.626) mark in Big 12 play. The 204 wins rank fourth among all Big 12 schools in that span, while the 87 league victories at home are among the top in the Big 12. In all, the program has double-digit victories in 26 of its 33 seasons in the arena.

► K-State has a 265-86 (.754) record at home, including a 156-17 (.901) mark in non-conference action, since the 2001-02 season for an average of just over 13 home wins (13.1) per season in that span.

► K-State has defeated 41 ranked opponents in the history of Bramlage Coliseum, including 38 ranked Big 12 foes. Four No. 1 teams have been knocked off in the arena's history, including No. 1 Missouri in 1990, No. 1 Texas in 2010, No. 1 Kansas in 2011 and No. 1 Oklahoma in 2016.

► Seating changes and construction has reduced capacity over the years to its current total of 11,000 for the 2022-23 season.



THEY SAID IT

**Tournament MVP and senior Markquis Nowell on if this team has a ceiling after winning 3 games in 3 days to win the Cayman Islands Classic last week**

"I don't feel like there is a ceiling for our team. We have so many levels that we can reach. And you know, we will and if we continue to keep doing the right next thing, will continue to keep getting better. And by the time March comes around, we should be solid."

SPECIALITY-STAT TRACKER

Opponent	Points in the Paint	Points Off TOs	2nd Chance Points	Bench Points
UTRGV	32	31	16	41
@California	32	19	9	17
KANSAS CITY	32	26	12	16
vs. Rhode Island	38	21	10	20
vs. Nevada	44	14	16	16
vs. LSU	28	16	1	19
@Butler	48	12	10	21

WICHITA STATE

ABILENE CHRISTIAN

INCARNATE WORD

vs. NEBRASKA

RADFORD

WEST VIRGINIA\*

@Texas\*

@Baylor\*

OKLAHOMA STATE\*

@TCU\*

KANSAS\*

TEXAS TECH\*

@Iowa State\*

FLORIDA

@Kansas\*

TEXAS\*

TCU\*

@Texas Tech\*

@Oklahoma\*

IOWA STATE\*

BAYLOR\*

@Oklahoma State\*

OKLAHOMA\*

@West Virginia\*

MISCELLANEOUS STATS

Opponent	Deflect	Stls	Dives	Loose Off.			Blks
				Balls	Rebs.	Charges	
Markquis Nowell	4	13	1	3	1	3	—
David N'Guessan	1	4	1	—	19	6	5
Tykei Greene	2	4	2	2	6	2	1
Cam Carter	1	9	1	2	2	2	2
Keyontae Johnson	1	8	2	5	13	4	2
Desi Sills	7	6	4	4	4	4	1
Abayomi Iyiola	1	2	2	1	4	3	1
Dorian Finister	—	1	—	—	—	1	—
Ish Massoud	—	1	—	—	6	1	2
Nae'Qwan Tomlin	6	6	5	3	12	—	8
Nate Awbrey	—	—	—	—	—	—	—
Peyton Ackerman	—	—	—	—	—	—	—
Jerrell Colbert	—	—	—	—	—	—	—
Taj Manning	—	—	—	—	—	—	—
Anthony Thomas	—	—	—	—	—	—	—

TAKING A CHARGE

K-State took a season-high 6 charges in the win over LSU, including 3 by **David N'Guessan**, and now have 27 charges taken in the first 7 games.

## ■ RECORD UNDER JEROME TANG

	'22-23	Overall
Overall	6-1	6-1
Big 12 play	0-0	0-0
At Home	2-0	2-0
At Bramlage Coliseum	2-0	2-0
On the Road	1-1	1-1
At Neutral Sites	3-0	3-0
In Overtime	1-0	1-0
vs. Top 25 teams	0-0	0-0
vs. Top 10 teams	0-0	0-0
In games decided by 3 points or less	1-0	1-0
In games decided by 4-5 points	0-0	0-0
In games decided by 6-10 points	2-0	2-0
In games decided by 11-19 points	1-1	1-1
In games decided by 20 or more points	2-0	2-0
Scoring first	5-1	5-1
Leading at the Half	4-0	4-0
Tied at the Half	0-0	0-0
Trailing at the Half	2-1	2-1
K-State shoots 50% or better	2-0	2-0
K-State shoots less than 50%	4-1	4-1
K-State shoots better than opponent	4-0	4-0
Opponent shoots 50% or better	1-1	1-1
Opponent shoots less than 50%	4-0	4-0
K-State out-rebounds opponent	4-0	4-0
Opponent out-rebounds K-State	0-1	0-1
K-State shoots 70% or better from FT Line	6-0	6-0
K-State has more FT attempts	4-0	4-0
Opponent has more FT attempts	2-1	2-1
K-State shoots 40% or better from 3-pt range	3-0	3-0
K-State makes at least 6 3-pt FGs	4-0	4-0
K-State has more turnovers than opponent	2-0	2-0
K-State has less turnovers than opponent	3-1	3-1
K-State equals opponent in turnovers	1-0	1-0
K-State scores 100-plus points	0-0	0-0
K-State scores 90 or more points	2-0	2-0
K-State scores 80-89 points	0-0	0-0
K-State scores 70-79 points	1-0	1-0
K-State scores 60-69 points	3-1	3-1
K-State scores 50-59 points	0-0	0-0
K-State scores less than 50 points	0-0	0-0
Opponent scores 100-plus points	0-0	0-0
Opponent scores 90 or more points	0-0	0-0
Opponent scores 80-89 points	1-0	1-0
Opponent scores 70-79 points	0-1	0-1
Opponent scores 60-69 points	0-0	0-0
Opponent scores 50-59 points	5-0	5-0
Opponent scores less than 50 points	0-0	0-0
K-State has at least 2 in double figures	6-1	6-1
K-State has at least 3 in double figures	5-1	5-1
K-State has at least 4 in double figures	1-0	1-0
K-State has at least 5 in double figures	1-0	1-0
K-State has at least 6 in double figures	1-0	1-0

## PLAYER NOTES

## JOHNSON MAKES RETURN TO COURT

► Junior **Keyontae Johnson** made his triumphant return to basketball court on Nov. 7 in the season opener with UTRGV after a 2-year absence after suffering a medical emergency against Florida State on Dec. 12, 2020. He finished the night with 13 points, 4 assists and 2 rebounds in a team-high 26 minutes.

► Johnson continued his impressive play with a near double-double in the win at Cal, scoring a team-high 16 points while grabbing a game-high 9 rebounds to go with 2 steals, 1 assist and 1 block in a game-high 33 minutes.

► Johnson was named the *March Madness* National Player of the Week and the Phillips 66 Big 12 Newcomer of the Week on Nov. 14, as he averaged 14.5 points on 47.6 percent (10-of-21) shooting, including 57.1 percent (4-of-7) from 3-point range, to go with 5.5 rebounds and 2.5 assists in the Wildcats' first 2 wins.

► Johnson continued his stellar play in helping the Wildcats win the Cayman Islands Classic, as he averaged a team-best 19.3 points on 53.6 percent (15-of-28) shooting, including 50 percent (4-of-8) from 3-point range, to go with a team-best 6.0 rebounds in 32.3 minutes per game.

► Johnson became just the ninth Wildcat to connect on 9 or more field goals without a miss in the loss at Butler (11/30/22), posting his first double-double as a Wildcat with a team-high 20 points to go with a game-high 12 rebounds. It was his 14th career double-double, including his 6th 20/10 double-double.

## NOWELL RUNNING THE SHOW

► On a team with 13 new players and a new coaching staff, fifth-year senior **Markquis Nowell** once again has demonstrated he is still the guy running the show for the Wildcats, as he leads the team in both assists (7.9 apg.) and steals (1.9 spg.) while averaging the second-most points (15.0 ppg.).

► On Monday, Nowell was recognized for his MVP performance in helping the Wildcats win the Cayman Islands Classic, as he was selected as the Phillips 66 Big 12 Player of the Week. He averaged 18.7 points on 45.2 percent (19-of-42) from the field, including 31.3 percent (5-of-16) from 3-point range, with 9.0 assists and 3.7 rebounds in 33.6 minutes per game. It was his first weekly honor in the Big 12 and his fourth overall after winning it 3 times in the Sun Belt.

► In the wins vs. Rhode Island and Nevada, Nowell became the first Wildcat to record double-digit assists in consecutive games, while he became the second player in school history and the first since 1989 to post a 25-point/10-assist game with his 29-point, 11-assist performance in the 96-87 overtime win over the Wolf Pack. His 12 assists vs. the Rams tied for the fourth-most in single game in school history and the most since **Steve Henson** collected 12 assists against Oklahoma State on Feb. 25, 1989.

► Nowell was part of the first Wildcat duo since 2010 to each collect at least 25 points in a game, as he and fellow senior **Keyontae Johnson** combined for 57 points in the win over Nevada. It marked just the 15th time that two players scored 25 or more points in the same game and the first time since **Jacob Pullen** (28) and **Denis Clemente** (25) did it against Xavier on March 25, 2010.

► Nowell capped the tournament with a game-high 18 points in the title game win over LSU, as he helped the Wildcats rally from an 11-point second-half deficit. He finished 6-of-14 from the field, including 2-of-5 from 3-point range, and 4-of-4 free throws, to go with 4 assists and 4 rebounds.

## THREE SET FOR REDSHIRT

► Head coach **Jerome Tang** announced after the season opener with UTRGV (11/7/22) that he intends to redshirt sophomores **Jerrell Colbert** and **Anthony Thomas** and true freshman **Taj Manning**. Colbert (LSU) and Thomas (Tallahassee Community College) are both transfers with 3 years of eligibility remaining, while Manning has the full 4 years of eligibility.

## A QUICK LOOK AT K-STATE

► K-State returns just two lettermen - senior **Markquis Nowell** and junior **Ismael [Ish] Massoud** - for head coach **Jerome Tang's** first season in 2022-23, as the Wildcats lost 10 lettermen (including eight to transfer) following the 2021-22 season in which the team posted a 14-17 overall record, including a 6-12 mark in Big 12 play. Nowell and Massoud started in 21 and 18 games.

► The biggest headliner from these returners would be Nowell, who earned All-Big 12 Honorable Mention and All-Defensive Team accolades in his first season with the Wildcats after transferring from Little Rock. He led the Big 12 in steals (2.2 spg.) and was second in assists (5.0 apg.), assist/turnover ratio (1.97) and free throw percentage (82.9), ninth in 3-point field goals/game (1.59) and 12th in scoring (12.4 ppg.). He was one of two Big 12 players to rank in the top-15 in scoring and top-5 in assists, steals and assist/turnover ratio.

► K-State lost 10 lettermen from the 2021-22 season, including a pair of super seniors in **Mike McGuirk** and **Mark Smith** as well as 8 to the transfer portal, including most notably **Nijel Pack** to Miami (Fla.), **Davion Bradford** to Wake Forest, **Luke Kasubke** to Illinois State and **Selton Miguel** to South Florida.

► The Wildcats welcome 13 newcomers in 2022-23, including 7 Division I transfers (**Cam Carter** (Mississippi State), **Jerrell Colbert** (LSU), **Tykei Greene** (Manhattan/Stony Brook), **Abayomi Iyiola** (Stetson/Arkansas/Hofstra), **Keyontae Johnson** (Florida), **David N'Guessan** (Virginia Tech), **Desi Sills** (Arkansas/Arkansas State), two community college transfers (**Anthony Thomas** and **Nae'Qwan Tomlin**) and three true freshmen.

► The 7 Division I transfers have combined to play in nearly 500 games (491) with 287 starts, including four players (Greene, Johnson, Sills and Iyiola) who will be entering their fourth or fifth year of college. This quartet have accounted for 3,803 points and 776 rebounds in 403 games played with 283 starts. Greene (1,112) and Sills (1,110) are already 1,000-point scorers in college, while Tomlin had more than 1,000 points and 500 rebounds in junior college.

## ■ WHAT'S BACK

Category	Total	Pct.
Scoring	546	25.5%
Minutes	1,575	25.2%
Field Goals Made	182	24.3%
3-Point Field Goals Made	79	30.2%
Free Throws Made	103	27.0%
Rebounds	180	17.5%
Assists	146	37.8%
Steals	82	36.1%
Blocks	12	23.5%

## ■ WELCOME THE NEWEST WILDCATS // Consensus Top 35 Class [#15 by 247Sports / #18 by Rivals / #21 by ESPN / #33 by On3]



**DARRIN "DAI DAI" AMES [6-1 / 160 / PG / Chicago, Ill.]**  
#56 Rivals, #71 247Sports, #81 ESPN, #97 On3

► Ames enters his senior season at Kenwood Academy in Chicago after leading the Broncos to a 26-9 record and their first-ever Sectional title. He averaged 24 points on 58 percent shooting, including 51 percent from 3-point range with 4.7 assists, 2.4 steals and 1.2 rebounds per game.

► Ames was named First Team Class 4A All-State by the AP, while was selected to the *Chicago Sun-Times* All-Area and First Team All-City teams.



**ROBERT "R.J." JONES [6-3 / 175 / SG / Denton, Texas]**  
#78 Rivals, #73 247Sports, #41 ESPN, #91 On3

► Jones will play his senior season at prep powerhouse Wasatch Academy in Utah after leading John Paul II High School in Plano, Texas to a 31-7 record and a second TAPPS Class 6A State Championship in 2021-22. He averaged 19.7 points, 4.1 rebounds, 3.1 assists and 1.6 steals per game as a junior.

► Jones was named the 2022 TAPPS Class 6A Player of the Year, a First Team All-State and All-District selection and MVP of District 6A-2.



**MACALEAB RICH [6-7 / 250 / PF / East St. Louis, Ill.]**  
#129 247Sports, #107 On3

► Rich heads into his senior season at East Saint Louis High School after guiding the Flyers to a 27-6 record and a berth in the Illinois Class 3A Super Sectionals. He averaged a double-double with team-best in scoring (19.2 ppg.) and rebounding (10.9 rpg.) while connecting on 54.9 percent.

► Rich was named First Team Class 3A All-State by the Illinois Basketball Coaches Association and to the *St. Louis Post-Dispatch* All-Metro First Team.





# JEROME TANG

## HEAD COACH

Charter Oak State '07

First Season at K-State [6-1]

30th Season Overall | 20th Season in College

**Jerome Tang**, one of the chief architects in helping build Baylor into a national powerhouse in his 19 seasons as an assistant and associate head coach, was selected as the 25th head men's basketball coach at Kansas State on March 21, 2022 in an announcement by Director of Athletics **Gene Taylor**.

Tang agreed to a 6-year contract, which was approved by the K-State Athletics, Inc., Board of Directors and President **Richard Linton**. He will be paid \$2.1 million in 2022-23 and will receive a \$100,000 base salary increase each year remaining on the contract (\$2.2 million in 2023-24, \$2.3 million in 2024-25, \$2.4 million in 2025-26, \$2.5 million in 2026-27 and \$2.6 million in 2027-28).

"I am beyond excited to be the next head basketball coach at Kansas State," said Tang. "Having the opportunity to build on a program with a rich basketball history at a prestigious university is truly a blessing. We look forward to bringing an exciting style of basketball to K-State while helping our student-athletes succeed on the court and in life. My family and I can't wait to get to Manhattan and form deep relationships with our students, former players, alumni and Wildcat fans everywhere. We look forward to making the Octagon of Doom the best home court advantage in the country!"

Tang, 55, was an original member of head coach **Scott Drew's** staff and played an instrumental role in building the Bears program from one rocked by scandal and NCAA probation into one that has developed into one of the nation's top programs highlighted by the 2021 NCAA Championship and consecutive Big 12 regular-season titles in 2021 and 2022. He served his first 14 seasons (2003-17) as an assistant coach before being promoted to associate head coach in 2017.

During his time at Baylor, Tang has helped the Bears post a 397-222 (.641) overall record, including a 168-155 (.520) mark in Big 12 play, to go with 13 postseason appearances (10 NCAA Tournaments, 3 NITs), one NCAA title (2021), one NIT title (2013) and one NIT runner-up finish (2009). In the process, he has helped coach 11 All-Americans, including consensus selections **Johnathan Motley** (2017) and **Jared Butler** (2021), a National Defensive Player of the Year in **Davion Mitchell** (2021) and 58 All-Big 12 honorees, including nine on the First Team.

In addition to prowess on the bench, Tang has helped construct nine consensus Top 25 recruiting classes while at Baylor, including 2010 (**Perry Jones III**), 2011 (**Quincy Miller** and **Deuce Bello**), 2012 (**Isaiah Austin**, **Prince** and **Rico Gathers**), 2013 (**Ishmail Wainwright**, **Al Freeman** and **Johnathan Motley**) and the highest-ranked class in program history at No. 4 in 2021 (**Kendall Brown**, **Langston Love** and **Jeremy Sochan**).

Tang will be the first full-time Black men's head basketball coach in school history and just the sixth minority men's head coach in school history, following baseball coach **Dave Baker** (1978-83), interim basketball coach **Darryl Winston** (1984-85), football coach **Ron Prince** (2006-08), basketball coach **Frank Martin** (2007-12) and current women's tennis coach **Jordan Smith** (2018-present).

The head coaching role will not be new for Tang, who built a powerhouse at Heritage Christian Academy in Cleveland, Texas over a 10-year period (1993-2003) before starting his tenure at Baylor in 2003. He also stepped in on four occasions as the Bears' interim head coach, winning the first two games of the 2012-13 Big 12 schedule at home against Texas, 86-79 in overtime, and on the road at Texas Tech, 82-48, and the first two games of the 2020-21 national title season in Las Vegas against Louisiana (112-82) and Washington (86-52).

Since the 2007-08 season, Tang has been pivotal in helping Baylor to a stretch of 15 consecutive seasons of at least 18 wins, including a school-record 30 in 2011-12, en route to a 361-153 (.702) record and 10 NCAA Tournament appearances. Since 2010, the Bears have appeared in the NCAA Tournament Sweet 16 five times (2010, 2012, 2014, 2017, 2021), three times advancing to the Elite Eight (2010, 2012, 2021) and once to the Final Four (2021).

Additionally, 14 Bears have gone on to play in the NBA, including **Quincy Acy**, **Jared Butler**, **Freddie Gillespie**, **Pierre Jackson**, **Cory Jefferson**, **Perry Jones III**, **Quincy Miller**, **Davion Mitchell**, **Johnathan Motley**, **Royce O'Neale**, **Taurian Prince**, **MaCio Teague**, **Ekpe Udoh** and **Ish Wainwright**.

In the last three seasons alone, Baylor has tallied an 81-13 (.862) record, including a 43-8 (.843) mark in Big 12 play, with 22 wins over ranked opponents highlighted by the Bears' first National Championship in 2021, as they defeated No. 1 ranked Gonzaga, 86-70, in the national title game. The 2021 Bears also won their first Big 12 Championship in the league's 25-year history, which was the school's first conference title in 71 years, then followed it up with a second-straight crown in 2022 by winning their last five conference games.

Baylor's 55-9 (.859) record over the last two seasons is the nation's best among power conference teams, while the 81-13 (.862) record since 2019-20 is the second-best nationally, trailing only Gonzaga (90-6). In that span, the Bears were ranked in the top 5 for 29 consecutive AP Top 25 polls and finished the 2021-22 season with the nation's third-longest active streak of 56-straight weeks ranked.

Despite a season mired by injuries to key players, Tang helped Baylor navigate a successful 2021-22 season that ended in a heartbreaking 93-86 overtime loss to North Carolina in the second round of the NCAA Tournament. Down 25 points with 10 minutes left, the Bears rallied to force overtime before faltering late, 93-86, to finish the season with a 27-7 overall record, including a tie for first place in the Big 12 with a 14-4 mark. The team ran their winning streak to 21 games, including 15 straight to start the year, ascending to the No. 1 ranking for five consecutive weeks. For his efforts, Tang was named the 2022 Division I Men's Assistant Coach of the Year by the Texas Association of Basketball Coaches (TABC).

Three Bears earned All-Big 12 honors in 2022, including a First Team selection by senior transfer **James Akinjo**. Senior **Jonathan Tchamwa Tchatchoua** was one of three players to share the Big 12 Defensive Player of the Year, while freshman **Jeremy Sochan** was named the league's Sixth Man Award winner.

Sochan became the fourth Baylor player (and second consecutive) to be a lottery pick when he was selected by the San Antonio Spurs with the No. 9 pick of the 2022 NBA Draft. Teammate **Kendall Brown** followed in the second round with the No. 48 selection by the Minnesota Timberwolves.

Baylor lost just twice during its historic national championship season in 2020-21, posting a 28-2 record and a 14-1 mark in Big 12 play which included school-record 11 wins against ranked opponents. The Bears enjoyed the best start in program history with an 18-game winning streak, which was the fourth-longest streak by any team in Big 12 history. A school-record three Bears earned All-America honors, including **Jared Butler** becoming the first consensus First Team selection. **Davion Mitchell** and **MaCio Teague** were both Third Team All-Americans, while Mitchell swept every major National Defensive Player of the Year honors.

Tang helped Baylor to what was then the best season in program history in 2019-20, as the Bears spent five consecutive weeks ranked No. 1 nationally en route to posting a 26-4 record, including a 15-3 mark in league play. The team set a Big 12 record with 23 consecutive wins and were projected to earn a No. 1 seed in the NCAA Tournament before it was cancelled due to the COVID-19 pandemic. All five starters were named to All-Big 12 teams, a first in league history.

Tang was part of the Baylor rebuild from the beginning, as he assisted Drew in guiding a Bear program that was crippled by NCAA sanctions into one that has advanced to the postseason 13 times in the last 14 seasons, including a current streak of 11 consecutive seasons, and 15 straight winning seasons.

After going 36-69 in their first four seasons, Tang and the Bears were rewarded with their first NCAA Tournament berth in 20 seasons and just their second at the school since 1950 in 2007-08. The team lost to No. 18 Purdue in the first round to conclude the year with a 21-11 overall record, including 9-7 in Big 12 play, as **Curtis Jerrells** became the program's first All-Big 12 First Team selection since 2001.

Baylor posted back-to-back 20-win seasons for the first time in school history, as the 2008-09 team advanced to its first Big 12 Championship game before finishing as the runner-up in the NIT. The Bears then made another significant step with two Elite Eight runs in a 3-year period, including the first in the modern era in 2009-10 and to cap a school-record 30-win season in 2011-12.

Tang played a major role in leading Baylor to 23 wins and the program's first national tournament championship in 2012-13 when the Bears went on a five-game run to the NIT title. The team then ran off a string of four consecutive NCAA Tournament appearances, including Sweet 16 runs in both 2013-14 and 2016-17.

Prior to his time at Baylor, Tang built a powerhouse at Heritage Christian Academy, a birth-through-high school private school in Cleveland, Texas, as both the head coach and athletic director, guiding the Eagles to four TAPPS Division A state championships (1995, 1999, 2000, 2001) from 1993 to 2003. His program gained national attention in 2001 when **Cedrick Hensley** scored 101 points in a game. Tang's most-publicized recruit - **Vakeaton "Von" Wafer** - became a McDonald's All-American before playing at FSU and being drafted by the L.A. Lakers in 2005.

Tang earned a bachelor's degree from Charter Oak State College in 2007. He was born in San Fernando, Trinidad. He migrated with his parents (**Paul & Bano Tang**) to St. Croix, U.S. Virgin Islands until age 10 when his family moved to Texas. He and his wife, **Careylyen (Rey)** have a son, **Seven**, and a daughter, **Aylyn**. He also has adopted sons (**Lamar** and **Richard Hurd**).

Wildcats

## JEROME TANG FILE

<b>Experience</b>	30th year (First at K-State)
<b>Date Hired</b>	March 21, 2022
<b>Birthdate</b>	October 7
<b>Hometown</b>	San Fernando, Trinidad (West Indies)
<b>Wife</b>	Careylyen [Rey]
<b>Children</b>	Son Seven, Daughter Aylyn Adopted sons Lamar & Richard Hurd

## EDUCATION

► Charter Oak State College '07 (B.S., Emphasis in Leadership)

## COACHING EXPERIENCE

- Heritage Christian Academy (Texas), Head Coach [1993-2003]
- Baylor, Assistant Coach [2003-17]
- Baylor, Associate Head Coach [2017-22]
- K-State, Head Coach [2022-present]

## COACHING HONORS

- 1995 TAPPS Division A State Champion
- 1999 TAPPS Division A State Champion
- 2000 TAPPS Division A State Champion
- 2001 TAPPS Division A State Champion
- 2022 Texas Association of Basketball Coaches (TABC) Division I Men's Assistant Coach of the Year

TAPPS is the Texas Association of Private and Parochial Schools

## YEAR-BY-YEAR AS AN ASSISTANT COACH

Year	School	Record (Conf.)	Postseason
2003-04	Baylor	8-21 (3-13/11th)	—
2004-05	Baylor	9-19 (1-15/12th)	—
2005-06	Baylor	4-13^ (4-12/12th)	—
2006-07	Baylor	15-16 (4-12/11th)	—
2007-08	Baylor	21-11 (9-7/t-4th)	NCAA First Rd.
2008-09	Baylor	24-15 (5-11/9th)	NIT Runner-Up
2009-10	Baylor	28-8 (11-5/t-2nd)	NCAA Elite Eight
2010-11	Baylor	18-13 (7-9/t-7th)	—
2011-12	Baylor	30-8 (12-6/t-3rd)	NCAA Elite Eight
2012-13	Baylor	23-14 (9-9/6th)	NIT Champions
2013-14	Baylor	26-12 (9-9/t-6th)	NCAA Sweet 16
2014-15	Baylor	24-10 (11-7/t-4th)	NCAA First Rd.
2015-16	Baylor	22-12 (10-8/t-5th)	NCAA First Rd.
2016-17	Baylor	27-8 (12-6/t-2nd)	NCAA Sweet 16

## YEAR-BY-YEAR AS ASSOCIATE HEAD COACH

Year	School	Record (Conf.)	Postseason
2017-18	Baylor	19-15 (8-10/t-6th)	NIT Second Rd.
2018-19	Baylor	20-14 (10-8/4th)	NCAA Second Rd.
2019-20	Baylor	26-4 (15-3/2nd)	Canceled%
2020-21	Baylor	28-2 (14-1/1st)	NCAA Champions
2021-22	Baylor	27-7 (14-4/1st)	NCAA Second Rd.
<b>Totals (19 years)</b>		<b>397-222 (.641)</b>	
<b>Since 2007-08</b>		<b>361-153 (.702)</b>	

## YEAR-BY-YEAR AS A HEAD COACH

Year	School	Record (Conf.)	Postseason
2022-23	K-State	6-1 (0-0)	—

^Baylor did not play a non-conference schedule due to NCAA sanctions

%NCAA Tournament cancelled due to COVID-19

## BY THE NUMBER

- 2021 NCAA Champions
- 2013 NIT Champions
- 2021, 2022 Big 12 Regular-Season Champions
- NCAA Tournaments [10 Appearances] [2008, 2010, 2012, 2014, 2015, 2016, 2017, 2019, 2021, 2022]
- NIT [3 Appearances] [2009, 2013, 2018]
- NCAA Final Four [2021]
- NCAA Elite Eight [2010, 2012, 2021]
- NCAA Sweet 16 [2010, 2012, 2014, 2017, 2021]
- 11 All-Americans [2 Consensus]
- 58 All-Big 12 Selections [9 on First Team]

## RECORD BREAKDOWN

**Overall:** 8-1 only 2013 games count toward official record

First 4 wins came as an interim head coach at Baylor

- 1/5/13 - Baylor 86, Texas 79 [OT] [Waco, Texas]
- 1/8/13 - Baylor 82, at Texas Tech 48 [Lubbock, Texas]
- 11/28/20 - Baylor 112, Louisiana 82 [Las Vegas, Nev.]
- 11/29/20 - Baylor 86, Washington 52 [Las Vegas, Nev.]

**Record at Baylor As Assistant Coach:** 397-222 (.641)

**Record at Baylor Since 2007-08:** 361-153 (.702)

**Record at Baylor As Associate Head Coach:** 120-42 (.741)

**Record in Big 12 Play As Assistant Coach:** 168-155 (.520)

**Record in Big 12 Play Since 2007-08:** 156-103 (.602)

**Record in Big 12 Play As Associate Head Coach:** 61-26 (.701)

**Record vs. K-State:** [As Assistant Coach]: 18-16 (8-8 at Bramlage Coliseum)

2022-23 RESULTS

Overall Record: 6-1 (Home: 2-0 // Away: 1-1 // Neutral: 3-0)

Big 12 Record: 0-0 (Home: 0-0 // Away: 0-0)

Date	Rk	Opponent	W/L	Score	Record [Big 12]	High Scorer	High Rebounds	High Assists	High Steals	High Blocks	Attend.
Nov. 1	—/—	WASHBURN	W	76-49	—	Carter (13)	Tomlin (7)	Sills (7)	Carter (3)	Colbert (5)	6,800
Nov. 7	—/—	UTRGV	W	93-59	1-0	Nowell, Tomlin (14)	Tomlin (8)	Nowell (7)	Nowell (4)	Carter, Tomlin (1)	7,635
Nov. 11	—/—	@California	W	63-54	2-0	Johnson (16)	Johnson (9)	Nowell (7)	Nowell (3)	Tomlin (2)	3,607
Nov. 17	—/—	KANSAS CITY	W	69-53	3-0	Johnson (19)	Johnson, Tomlin (7)	Johnson, Nowell (6)	Nowell, Tomlin (3)	N'Guessan (1)	7,376
Nov. 21	—/—	vs. Rhode Island	W	77-57	4-0	Tomlin (15)	N'Guessan (7)	Nowell (12)	Sills (3)	Tomlin (5)	1,250
Nov. 22	—/—	vs. Nevada	W	96-87 [OT]	5-0	Nowell (29)	Johnson (9)	Nowell (11)	Carter, Johnson (1)	N'Guessan (2)	1,200
Nov. 23	—/—	vs. LSU	W	61-59	6-0	Nowell (18)	Carter (7)	Sills (5)	Six players (1)	Iyiola (1)	2,400
Nov. 30	—/—	@Butler	L	64-76	6-1	Johnson (20)	Johnson (12)	Nowell (8)	Three players (2)	N'Guessan, Massoud (1)	7,660
Dec. 3	—/—	WICHITA STATE									
Dec. 6	—/—	ABILENE CHRISTIAN									
Dec. 11	—/—	INCARNATE WORD									
Dec. 17	—/—	NEBRASKA									
Dec. 21	—/—	RADFORD									
Dec. 31	—/—	WEST VIRGINIA*									
Jan. 3	—/—	@Texas*									
Jan. 7	—/—	@Baylor*									
Jan. 10	—/—	OKLAHOMA STATE*									
Jan. 14	—/—	@TCU*									
Jan. 17	—/—	KANSAS*									
Jan. 21	—/—	TEXAS TECH*									
Jan. 24	—/—	@Iowa State*									
Jan. 28	—/—	FLORIDA									
Jan. 31	—/—	@Kansas*									
Feb. 4	—/—	TEXAS*									
Feb. 7	—/—	TCU*									
Feb. 11	—/—	@Texas Tech*									
Feb. 14	—/—	@Oklahoma*									
Feb. 18	—/—	IOWA STATE*									
Feb. 21	—/—	BAYLOR*									
Feb. 25	—/—	@Oklahoma State*									
March 1	—/—	OKLAHOMA*									
March 4	—/—	@West Virginia*									

1 – Exhibition (Bramlage Coliseum, Manhattan, Kan.)  
2 – Cayman Islands Classic (John Gray Gym, Grand Cayman, Cayman Islands)  
3 – BIG EAST/Big 12 Battle (Hinkle Fieldhouse, Indianapolis, Ind.)  
4 – Wildcat Classic (T-Mobile Center, Kansas City, Mo.)  
5 – SEC/Big 12 Challenge (Bramlage Coliseum, Manhattan, Kan.)  
6 – Phillips 66 Big 12 Conference Tournament (T-Mobile Center, Kansas City, Mo.)  
\* – Big 12 Conference game

Attendance / Record Summary

► Overall

Site	G	W-L	Total	Avg.	High
Home	2	2-0	15,011	7,506	7,635 vs. UTRGV (11/7/22)
Away	2	1-1	11,267	5,634	7,660 at Butler (11/30/22)
Neutral	3	3-0	4,850	1,616	2,400 vs. LSU (11/23/22)
Total	7	6-1	31,128	4,447	7,660 at Butler (11/30/22)

► Big 12

Site	G	W-L	Total	Avg.	High
Home	0	—	—	—	—
Away	0	—	—	—	—
Neutral	0	—	—	—	—
Total	0	—	—	—	—

Win/Loss Margin

	1	2	3	4	5	6	7	8	9	10	11	12	13	14	15	16	17	18	19	20-24	25+
Wins (6)		1							2							1				1	1
Losses (1)												1									

Largest Leads / Deficits

► When Leading

Largest Margin of Victory	34, vs. UTRGV (11/7/22)
Largest Overall Lead	36, vs. UTRGV (11/7/22)
Largest Halftime Lead	26, vs. UTRGV (11/7/22)
Largest Lead in a Loss	3, at Butler (11/30/22)
Largest Halftime Lead in a Loss	—
Largest K-State Run	12, twice

► When Trailing

Largest Margin of Defeat	12 vs. Butler (11/30/22)
Largest Overall Deficit	20 vs. Butler (11/30/22)
Largest Halftime Deficit	12 vs. Butler (11/30/22)
Largest Deficit Overcome in a Win	12 vs. LSU (11/23/22)
Largest Halftime Deficit in a Win	8 vs. LSU (11/23/22)
Largest Opponent Run	13, twice [California (11/11/22) and Butler (11/30/22)]





## 2022-23 SEASON BOX SCORE

## Game Records

Record	Overall	Home	Away	Neutral
ALL GAMES	6-1	2-0	1-1	3-0
CONFERENCE	0-0	0-0	0-0	0-0
NON-CONFERENCE	6-1	2-0	1-1	3-0

## Score by Periods

Team	1st	2nd	OT	TOT
Kansas St.	267	240	16	523
Opponents	215	223	7	445

## Team Box Score

No. Player					Total		3-Point		F-Throw		Rebounds													
		GP-GS	MIN	AVG	FG-FGA	FG%	3FG-3FGA	3FG%	FT-FTA	FT%	OFF	DEF	TOT	AVG	PF	DQ	A	TO	BLK	STL	PTS	AVG		
11	JOHNSON, Keyontae	7-7	226:53	32.4	42-70	.600	12-22	.545	30-34	.882	13	35	48	6.9	17	0	14	25	2	8	126	18.0		
1	NOWELL, Markquis	7-7	226:59	32.4	32-79	.405	11-33	.333	30-35	.857	1	14	15	2.1	10	0	55	17	0	13	105	15.0		
13	SILLS, Desi	7-0	190:05	27.2	28-56	.500	2-13	.154	13-15	.867	4	18	22	3.1	16	0	18	15	1	6	71	10.1		
35	TOMLIN, Nae'Qwan	7-7	178:27	25.5	20-55	.364	3-15	.200	15-18	.833	12	22	34	4.9	18	0	5	9	8	6	58	8.3		
5	CARTER, Cam	7-7	178:07	25.4	17-43	.395	8-22	.364	5-6	.833	2	18	20	2.9	19	0	7	11	2	9	47	6.7		
3	N'GUESSAN, David	7-6	148:19	21.2	17-29	.586	1-3	.333	5-9	.556	19	14	33	4.7	19	1	7	11	5	4	40	5.7		
4	GREENE, Tykei	7-0	104:09	14.9	11-27	.407	5-14	.357	4-12	.333	6	6	12	1.7	11	0	5	5	1	4	31	4.4		
25	MASSOUD, Ismael	6-0	72:37	12.1	9-24	.375	5-12	.417	2-2	1.000	6	2	8	1.3	6	0	2	4	2	1	25	4.2		
23	IYIOLA, Abayomi	6-1	71:34	11.9	8-16	.500	0-0	.000	2-3	.667	4	10	14	2.3	9	0	2	8	1	2	18	3.0		
24	FINISTER, Dorian	4-0	25:02	6.3	1-4	.250	0-0	.000	0-0	.000	0	6	6	1.5	1	0	3	1	0	1	2	0.5		
21	AWBREY, Nate	2-0	02:47	1.4	0-2	.000	0-0	.000	0-0	.000	0	0	0	0.0	0	0	1	0	0	0	0	0.0		
Team											14	12	26					3						
Total		7	1425		185-405	.457	47-134	.351	106-134	.791	81	157	238	34.0	126	1	119	109	22	54	523	74.7		
Opponents		7	1425		156-360	.433	38-121	.314	95-143	.664	66	151	217	31.0	131	3	80	128	24	45	445	63.6		

## Team Statistics

	KSTATE	OPP
<b>Scoring</b>	<b>523</b>	<b>445</b>
Points per game	74.7	63.6
Scoring margin	+11.1	-
<b>Field goals-att</b>	<b>185-405</b>	<b>156-360</b>
Field goal pct	.457	.433
<b>3 point fg-att</b>	<b>47-134</b>	<b>38-121</b>
3-point FG pct	.351	.314
3-pt FG made per game	6.7	5.4
<b>Free throws-att</b>	<b>106-134</b>	<b>95-143</b>
Free throw pct	.791	.664
F-Throws made per game	15.1	13.6
<b>Rebounds</b>	<b>238</b>	<b>217</b>
Rebounds per game	34.0	31.0
Rebounding margin	+3.0	-
<b>Assists</b>	<b>119</b>	<b>80</b>
Assists per game	17.0	11.4
<b>Turnovers</b>	<b>109</b>	<b>128</b>
Turnovers per game	15.6	18.3
Turnover margin	+2.7	-
Assist/turnover ratio	1.1	0.6
<b>Steals</b>	<b>54</b>	<b>45</b>
Steals per game	7.7	6.4
<b>Blocks</b>	<b>22</b>	<b>24</b>
Blocks per game	3.1	3.4
<b>Winning streak</b>	<b>0</b>	<b>-</b>
Home win streak	2	-
<b>Attendance</b>	<b>15011</b>	<b>11267</b>
Home games-Avg/Game	2-7506	2-5634
Neutral site-Avg/Game	-	3-1617

## Team Results

Date	Opponent		Score	Att.
11/07/2022	UTRGV	W	93-59	7635
11/11/2022	at California	W	63-54	3607
11/17/2022	Kansas City	W	69-53	7376
11/21/2022	vs Rhode Island	W	77-57	1250
11/22/2022	vs Nevada	Wot	96-87	1200
11/23/2022	vs LSU	W	61-59	2400
11/30/2022	at Butler	L	64-76	7660

## 2022-23 GAME-BY-GAME STATISTICS

[illegible]

# 2022-23 SUPERLATIVES

## Individual

Category	Kansas State	Opponent
Points Scored	29 - Markquis Nowell vs. Nevada (11/22/22)	22 - Manny Bates, Butler (11/30/22)
Field Goals	10 - Markquis Nowell vs. Nevada (11/22/22)	9 - Manny Bates, Butler (11/30/22)
Field Goals Attempted	20 - Markquis Nowell vs. Nevada (11/22/22)	15 - Justice Hill, LSU (11/23/22)
Highest FG Percentage (min. 5 made)	100.0 (5-of-5) - Abayomi Iyiola vs. UTRGV (11/7/22) 100.0 (9-of-9) - Keyontae Johnson at Butler (11/30/22)	81.8 (9-of-11) - Manny Bates, Butler (11/30/22)
Highest FG Percentage (min. 10 made)	50.0 (10-of-20) - Markquis Nowell vs. Nevada (11/22/22)	—
3-Point Field Goals Made	4 - Cam Carter vs. Kansas City (11/17/22)	4 - Jarod Lucas, Nevada (11/22/22)
3-Point Field Goals Attempted	7 - Cam Carter vs. Kansas City (11/17/22) 7 - Markquis Nowell vs. Nevada (11/22/22)	9 - Jarod Lucas, Nevada (11/22/22)
3-Point Field Goal Percentage (min. 4 made)	—	—
Free Throws	10 - Keyontae Johnson vs. Nevada (11/22/22)	9 - Kenan Blackshear, Nevada (11/22/22)
Free Throws Attempted	11 - Keyontae Johnson vs. Nevada (11/22/22)	10 - Adante Holiman, UTRGV (11/7/22) 10 - Shemarri Allen, Kansas City (11/17/22) 10 - Jarod Lucas, Nevada (11/22/22)
Free Throw Percentage (min. 5 made)	90.9 (10-of-11) - Keyontae Johnson vs. Nevada (11/22/22)	90.0 (9-of-10) - Kenan Blackshear, Nevada (11/22/22)
Offensive Rebounds	5 - David N'Guessan vs. Rhode Island (11/21/22)	5 - Allen David Mukeba, Kansas City (11/17/22) 5 - KJ Williams, LSU (11/23/22)
Defensive Rebounds	8 - Keyontae Johnson at Butler (11/30/22)	8 - Manny Bates, Butler (11/30/22)
Total Rebounds	12 - Keyontae Johnson at Butler (11/30/22)	10 - KJ Williams, LSU (11/23/22) 10 - Manny Bates, Butler (11/30/22)
Assists	12 - Markquis Nowell vs. Rhode Island (11/21/22)	10 - Kenan Blackshear, Nevada (11/22/22)
Blocked Shots	5 - Nae'Qwan Tomlin vs. Rhode Island (11/21/22)	3 - Manny Bates, Butler (11/30/22)
Steals	4 - Markquis Nowell vs. UTRGV (11/7/22)	4 - Shemarri Allen, Kansas City (11/17/22) 4 - Jalen Carey, Rhode Island (11/21/22) 4 - Trae Hannibal, LSU (11/23/22)
Minutes Played	41 - Markquis Nowell vs. Nevada (11/22/22)	43 - Kenan Blackshear, Nevada (11/22/22)

## Team

K-State High	K-State Low	Category	Opponent High	Opponent Low
96 vs. Nevada (11/22/22)	61 vs. LSU (11/23/22)	Points Scored	87 by Nevada (11/22/22)	53 by Kansas City (11/17/22)
33 vs. Nevada (11/22/22)	20 vs. LSU (11/23/22)	Field Goals	28 twice	18 by Rhode Island (11/21/22)
66 vs. UTRGV (11/7/22)	48 vs. LSU (11/23/22)	Field Goals Attempted	55 by Rhode Island (11/21/22)	47 by California (11/11/22)
55.0 vs. Nevada (11/22/22)	36.8 at California (11/11/22)	FG Percentage	54.9 by Butler (11/30/22)	32.7 by Rhode Island (11/21/22)
12 vs. UTRGV (11/7/22)	4 twice	3-Point Field Goals Made	9 by Nevada (11/22/22)	2 by Rhode Island (11/21/22)
27 vs. UTRGV (11/7/22)	15 vs. LSU (11/23/22)	3-Point Field Goals Attempted	22 by Nevada (11/22/22)	12 by Rhode Island (11/21/22)
44.4 vs. UTRGV (11/7/22)	20 at Butler (11/30/22)	3-Point Field Goal Percentage	40.9 by Nevada (11/22/22)	16.7 by Rhode Island (11/21/22)
22 vs. Nevada (11/22/22)	2 at Butler (11/30/22)	Free Throws	22 by Nevada (11/22/22)	7 by LSU (11/23/22)
29 vs. UTRGV (11/7/22)	3 at Butler (11/30/22)	Free Throws Attempted	27 by Nevada (11/22/22)	14 by LSU (11/23/22)
88.9 at California (11/11/22)	66.7 at California (11/30/22)	Free Throw Percentage	81.5 by Nevada (11/22/22)	50.0 by LSU (11/23/22)
14 vs. UTRGV (11/7/22)	9 at Butler (11/30/22)	Offensive Rebounds	15 by Rhode Island (11/21/22)	6 twice
26 twice	18 at Butler (11/30/22)	Defensive Rebounds	26 twice	16 by Nevada (11/22/22)
40 vs. UTRGV (11/7/22)	27 at Butler (11/30/22)	Total Rebounds	35 by California (11/11/22)	22 by Nevada (11/22/22)
24 vs. Rhode Island (11/21/22)	13 vs. Kansas City (11/17/22)	Fouls	27 by Nevada (11/22/22)	9 by Butler (11/30/22)
—	07 times	Fouled Out	3 by Nevada (11/22/22)	0 6 times
25 vs. UTRGV (11/7/22)	9 at California (11/11/22)	Assists	18 by Butler (11/30/22)	8 by Rhode Island (11/21/22)
21 vs. Rhode Island (11/21/22)	13 vs. Butler (11/30/22)	Turnovers	26 by UTRGV (11/7/22)	11 by Nevada (11/22/22)
8 vs. Rhode Island (11/21/22)	1 twice	Blocked Shots	6 by California (11/11/22)	0 by Rhode Island (11/21/22)
11 vs. Kansas City (11/17/22)	2 vs Nevada (11/22/22)	Steals	10 by Rhode Island (11/21/22)	3 by Butler (11/30/22)
48 at Butler (11/30/22)	28 vs. LSU (11/23/22)	Points in Paint	34 by Butler (11/30/22)	22 by Kansas City (11/17/22)
31 vs. UTRGV (11/7/22)	12 at Butler (11/30/22)	Points off Turnovers	17 by Nevada (11/22/22)	6 by Butler (11/30/22)
16 vs. UTRGV (11/7/22)	1 vs. LSU (11/23/22)	2nd Chance Points	16 by Kansas City (11/17/22)	6 by California (11/11/22)
22 vs. Rhode Island (11/21/22)	4 vs. Nevada (11/22/22)	Fast Break Points	19 by UTRGV (11/7/22)	3 by LSU (11/23/22)
41 vs. UTRGV (11/7/22)	16 vs. Nevada (11/22/22)	Bench Points	32 by Rhode Island (11/21/22)	3 by Butler (11/30/22)
52 vs. UTRGV (11/7/22)	25 at Butler (11/30/22)	Points/1st Half	41 by LSU (11/23/22)	21 by California (11/11/22)
58.1 vs. Rhode Island (11/21/22)	40.0 at California (11/11/22)	FG Percentage/1st Half	57.1 by Nevada (11/22/22)	29.2 by UTRGV (11/7/22)
44 vs. Nevada (11/22/22)	27 at California (11/11/22)	Points/2nd Half	42 by Nevada (11/22/22)	18 by LSU (11/23/22)
51.9 vs. Nevada (11/22/22)	33.3 at California (11/11/22)	FG Percentage/2nd Half	60.9 by Butler (11/30/22)	36.8 by LSU (11/23/22)
16 vs. Nevada (11/22/22)	—	Points/Overtime	7 by Nevada (11/22/22)	—
83.3 vs. Nevada (11/22/22)	—	FG Percentage/Overtime	28.6 by Nevada (11/22/22)	—





2022-23 BIGGEST LEADS/TIME IN LEAD/SPECIALITY STATS

Date	Opponent	W/L	Score	KS Big Lead	Opp Big Lead	Ties	LC	KS in Lead	Opp in Lead	Tied	Paint		Off TOS		2nd Ch		Fast Bk		Bench	
											KS	Opp	KS	Opp	KS	Opp	KS	Opp	KS	Opp
Nov. 7	UTRGV	W	93-59	36	—	—	—	39:29	—	0:31	32	32	31	9	16	9	15	19	41	19
Nov. 11	@California	W	63-54	20	3	6	4	34:43	0:48	4:29	32	24	19	15	9	6	5	10	17	10
Nov. 17	KANSAS CITY	W	69-53	20	2	1	1	35:52	0:22	3:46	32	22	26	11	12	16	12	5	16	7
Nov. 21	vs. Rhode Island			24	—	1	—	38:41	—	1:19	38	28	21	14	10	8	22	8	20	32
Nov. 22	vs. Nevada	W	77-57 [OT]	10	7	16	10	20:50	14:30	9:40	44	30	14	17	16	9	4	6	16	11
Nov. 23	vs. LSU	W	61-59	3	12	4	8	5:22	30:45	3:53	28	28	16	13	1	9	10	3	19	10
Nov. 30	@Butler	L	64-76	3	20	1	3	0:57	38:47	0:56	48	34	12	6	10	7	12	11	21	3
Dec. 3	WICHITA STATE																			
Dec. 6	ABILENE CHRISTIAN																			
Dec. 11	INCARNATE WORD																			
Dec. 17	NEBRASKA																			
Dec. 21	RADFORD																			
Dec. 31	WEST VIRGINIA*																			
Jan. 3	@Texas*																			
Jan. 7	@Baylor*																			
Jan. 10	OKLAHOMA STATE*																			
Jan. 14	@TCU*																			
Jan. 17	KANSAS*																			
Jan. 21	TEXAS TECH*																			
Jan. 24	@Iowa State*																			
Jan. 28	FLORIDA																			
Jan. 31	@Kansas*																			
Feb. 4	TEXAS*																			
Feb. 7	TCU*																			
Feb. 11	@Texas Tech*																			
Feb. 14	@Oklahoma*																			
Feb. 18	IOWA STATE*																			
Feb. 21	BAYLOR*																			
Feb. 25	@Oklahoma State*																			
March 1	OKLAHOMA*																			
March 4	@West Virginia*																			

2022-23 INDIVIDUAL POINTS-REBOUNDS-ASSISTS

Date	Opponent	1	3	4	5	11	12	13	15	20	21	23	24	25	35	43
		Nowell	N'Guessan	Greene	Carter	Johnson	Thomas	Sills	Manning	Colbert	Awbrey	Iyiola	Finister	Massoud	Tomlin	Ackerman
Nov. 7	UTRGV	14-0-7	5-6-2	9-2-3	6-3-3	13-2-4	—	10-5-3	—	—	0-0-1	12-5-0	0-3-2	10-3-0	14-8-0	—
Nov. 11	@California	13-3-7	2-3-0	8-3-0	4-3-0	16-9-1	—	4-6-0	—	—	—	2-2-1	—	3-2-0	11-2-0	—
Nov. 17	KANSAS CITY	9-0-6	3-6-0	2-0-0	16-3-0	19-7-6	—	11-2-5	—	—	—	0-3-0	0-0-0	—	9-7-1	—
Nov. 21	vs. Rhode Island	9-5-12	12-7-1	7-3-1	7-1-2	14-5-1	—	6-1-1	—	—	0-0-0	0-0-0	2-2-1	5-1-0	15-6-1	—
Nov. 22	vs. Nevada	29-2-11	8-8-2	2-1-1	6-1-1	28-9-1	—	7-4-3	—	—	—	2-0-1	—	5-2-0	9-4-1	—
Nov. 23	vs. LSU	18-4-4	2-1-1	1-1-0	6-7-6	16-4-0	—	16-1-5	—	—	—	2-4-0	—	0-0-0	0-3-2	—
Nov. 30	@Butler	13-1-8	8-2-1	2-2-0	2-2-0	20-12-1	—	17-3-1	—	—	—	—	0-0-0	2-0-2	0-4-0	—
Dec. 3	WICHITA STATE															
Dec. 6	ABILENE CHRISTIAN															
Dec. 11	INCARNATE WORD															
Dec. 17	NEBRASKA															
Dec. 21	RADFORD															
Dec. 31	WEST VIRGINIA*															
Jan. 3	@Texas*															
Jan. 7	@Baylor*															
Jan. 10	OKLAHOMA STATE*															
Jan. 14	@TCU*															
Jan. 17	KANSAS*															
Jan. 21	TEXAS TECH*															
Jan. 24	@Iowa State*															
Jan. 28	FLORIDA															
Jan. 31	@Kansas*															
Feb. 4	TEXAS*															
Feb. 7	TCU*															
Feb. 11	@Texas Tech*															
Feb. 14	@Oklahoma*															
Feb. 18	IOWA STATE*															
Feb. 21	BAYLOR*															
Feb. 25	@Oklahoma State*															
March 1	OKLAHOMA*															
March 4	@West Virginia*															

# 2021-22 MISCELLANEOUS SEASON/CAREER STATS

#	PLAYER	Leading Scorer		Leading Rebounder		Assists Leader		Total Dunks		10+ Points		20+ Points		30+ Points		10+ Rebounds		10+ Assists		D-D (Pts/Rebs)		D-D (Pts/Asts)	
		22-23	Career	22-23	Career	22-23	Career	22-23	Career	22-23	Career	22-23	Career	22-23	Career	22-23	Career	22-23	Career	22-23	Career	22-23	Career
1	NOWELL, Markquis	3	12	—	3	6	26	—	—	5	71	1	20	—	3	—	—	2	10	—	—	1	9
3	N'GUESSAN, David	—	—	1	1	—	—	2	2	1	5	—	—	—	—	—	—	—	—	—	—	—	—
4	GREENE, Tykei	—	—	—	—	—	—	3	3	—	54	—	10	—	—	—	17	—	—	—	14	—	—
5	CARTER, Cam	—	1	1	1	—	—	1	1	1	3	—	—	—	—	—	—	—	—	—	—	—	—
11	JOHNSON, Keyontae	3	3	4	4	—	—	3	3	7	45	2	10	—	—	1	16	—	—	1	14	—	—
12	THOMAS, Anthony	—	—	—	—	—	—	—	—	—	7	—	2	—	—	—	—	—	—	—	—	—	—
13	SILLS, Desi	—	—	—	—	1	1	3	3	7	54	—	8	—	—	—	1	—	—	—	1	—	—
15	MANNING, Taj	—	—	—	—	—	—	—	—	—	—	—	—	—	—	—	—	—	—	—	—	—	—
20	COLBERT, Jerrell	—	—	—	—	—	—	—	—	—	—	—	—	—	—	—	—	—	—	—	—	—	—
21	AWBREY, Nate	—	—	—	—	—	—	—	—	—	—	—	—	—	—	—	—	—	—	—	—	—	—
23	IYIOLA, Abayomi	—	—	—	—	—	—	—	—	1	40	—	3	—	—	—	23	—	—	—	16	—	—
24	FINISTER, Dorian	—	—	—	—	—	—	—	—	—	—	—	—	—	—	—	—	—	—	—	—	—	—
25	MASSOUD, Ish	—	1	—	1	—	—	—	6	1	23	—	1	—	1	—	—	—	—	—	—	—	—
35	TOMLIN, Nae'Qwan	2	2	2	2	—	—	7	7	3	3	—	—	—	—	—	—	—	—	—	—	—	—
43	ACKERMAN, Peyton	—	—	—	—	—	—	—	—	—	—	—	—	—	—	—	—	—	—	—	—	—	—

## +/- CHART

	SEASON	CAREER
Markquis Nowell	+90	
Cam Carter	+70	
Keyontae Johnson	+65	
David N'Guessan	+47	
Nae'Qwan Tomlin	+38	
Tykei Greene	+32	
Abayomi Iyiola	+26	
Desi Sills	+5	
Ish Massoud	+2	
Dorian Finister	-2	
Nate Awbrey	-3	

## FTs in LAST 5 MINUTES

	SEASON	CAREER
Markquis Nowell	6-7	39-46
Keyontae Johnson	5-6	5-6
Cam Carter	2-2	2-2
Desi Sills	2-3	2-3
Ish Massoud	—	12-14

## CHARGES DRAWN

	SEASON	CAREER
David N'Guessan	6	6
Keyontae Johnson	5	5
Desi Sills	4	4
Markquis Nowell	3	4
Abayomi Iyiola	3	3
Cam Carter	2	2
Tykei Greene	2	2
Dorian Finister	1	1
Ish Massoud	1	1

## STARTING LINEUP

	SEASON	CAREER
Nowell, Carter, Johnson, Tomlin, N'Guessan	5-1	5-1
Nowell, Carter, Johnson, Tomlin, Iyiola	1-0	1-0

## GAMES MISSED

	SEASON	CAREER
Jerrell Colbert		Redshirt
Taj Manning		Redshirt
Anthony Thomas		Redshirt
Abayomi Iyiola		1
Ish Massoud		1

## TOP SCORING PERFORMANCES

- 29, Markquis Nowell vs. Nevada (11/22/22)
- 28, Keyontae Johnson vs. Nevada (11/22/22)
- 20, Keyontae Johnson at Butler (11/30/22)
- 19, Keyontae Johnson vs. Kansas City (11/17/22)
- 18, Markquis Nowell vs. LSU (11/23/22)
- 17, Desi Sills at Butler (11/30/22)
- 16, Keyontae Johnson at California (11/11/22)
- 16, Markquis Nowell at California (11/11/22)
- 16, Cam Carter vs. Kansas City (11/17/22)
- 16, Keyontae Johnson vs. LSU (11/23/22)
- 16, Desi Sills vs. LSU (11/23/22)
- 15, Nae'Qwan Tomlin vs. Rhode Island (11/21/22)

## TOP REBOUNDING PERFORMANCES

- 12, Keyontae Johnson at Butler (11/30/22)
- 9, Keyontae Johnson at California (11/11/22)
- 9, Keyontae Johnson vs. Nevada (11/22/22)
- 8, Nae'Qwan Tomlin vs. UTRGV (11/7/22)
- 8, David N'Guessan vs. Nevada (11/22/22)

## TOP ASSIST PERFORMANCES

- 12, Markquis Nowell vs. Rhode Island (11/21/22)
- 11, Markquis Nowell vs. Nevada (11/22/22)
- 8, Markquis Nowell at Butler (11/30/22)
- 7, Markquis Nowell vs. UTRGV (11/7/22)
- 7, Markquis Nowell at California (11/11/22)

## TOP 3-POINT FG PERFORMANCES

- 4, Cam Carter vs. Kansas City (11/17/22)
- 3, Keyontae Johnson vs. UTRGV (11/7/22)
- 3, Markquis Nowell vs. UTRGV (11/7/22)

## TOP STEAL PERFORMANCES

- 4, Markquis Nowell vs. UTRGV (11/7/22)
- 3, Markquis Nowell at California (11/11/22)
- 3, Markquis Nowell vs. Kansas City (11/17/22)
- 3, Nae'Qwan Tomlin vs. Kansas City (11/17/22)
- 3, Desi Sills vs. Rhode Island (11/21/22)

## TOP BLOCK PERFORMANCES

- 5, Nae'Qwan Tomlin vs. Rhode Island (11/21/22)
- 2, Nae'Qwan Tomlin at California (11/11/22)
- 2, David N'Guessan vs. Nevada (11/22/22)

# THE LAST TIME K-STATE...

## Team

**K-State was ranked No. 1 in AP Top 25:** March 14, 1959  
**K-State was ranked in AP Top 25:** No. 18 (March 18, 2019 // Final)  
**K-State was ranked in USA Today Coaches Poll:** No. 19 (April 9, 2019 // Final)  
**Played AP No. 1-ranked opponent:** Lost vs. Baylor, 77-68 (Jan. 14, 2017)  
**Defeated AP No. 1-ranked opponent:** Oklahoma, 80-69 (Feb. 6, 2016)  
**Defeated AP No. 1-ranked opponent on road:** Kansas, 68-64 (Jan. 17, 1994)  
**Played AP No. 2-ranked opponent:** Lost to Baylor, 74-68 (March 11, 2021)  
**Defeated opponent ranked 3-10 by AP:** No. 7 Oklahoma, 62-57 (Feb. 23, 2021)  
**Defeated opponent ranked 3-10 by AP on the road:** No. 2 Baylor, 56-54 (Feb. 4, 2017)  
**Defeated opponent ranked 11-15 by AP:** No. 12 West Virginia, 84-68 (Jan. 18, 2020)  
**Defeated AP Top 25 opponent at home:** No. 19 Texas Tech, 62-51 (Jan. 15, 2022)  
**Defeated AP Top 25 opponent on the road:** No. 23 Texas, 66-65 (Jan. 18, 2022)  
**Defeated consecutive AP Top 25 opponents on the road:**  
 No. 20 Iowa State, 58-57 (Jan. 12, 2019) and No. 20 Oklahoma, 74-61 (Jan. 16, 2019)  
**Defeated AP Top 25 opponent at neutral site:** No. 18 Kentucky, 61-58 (March 22, 2018)

## Scoring

**Scored 20 or more points:** 20 by Keyontae Johnson at Butler (Nov. 30, 2022)  
**Reserve scored 20 or more points:** 23 by Antonio Gordon vs. Baylor (Dec. 19, 2020)  
**Freshman scored 20 or more points:** 23 by Nijel Pack vs. TCU (March 10, 2021)  
**Scored 30 or more points:** 32 by Nijel Pack vs. Iowa State (Feb. 26, 2022)  
**Freshman scored 30 or more points:** 34 by Marcus Foster vs. Texas (Feb. 8, 2014)  
**Scored 35 or more points:** 35 by Nijel Pack vs. Kansas (Jan. 22, 2022)  
**Scored 40 or more points:** 44 by Denis Clemente at Texas (Jan. 31, 2009)  
**Scored 50 or more points:** 62 by Askia Jones vs. Fresno State (March 24, 1994) *school record*  
**Two or more Wildcats scored 30 or more points in same game:**  
 Michael Beasley (44) and Bill Walker (31) at Baylor (Feb. 23, 2008)  
**Two or more Wildcats scored 25 or more points in same game:**  
 Markquis Nowell (29) and Keyontae Johnson (28) vs. Nevada (Nov. 22, 2022)  
**Two or more Wildcats scored 20 or more points in same game:**  
 Markquis Nowell (29) and Keyontae Johnson (28) vs. Nevada (Nov. 22, 2022)  
**Three or more Wildcats scored 20 or more points in same game:**  
 Dean Wade (34), Kamau Stokes (23) and Barry Brown, Jr., (21) at Iowa State (Dec. 29, 2017)  
**Scored 20 points in one half:** 20 (1st) by Nijel Pack vs. Iowa State (Feb. 26, 2022)  
**Scored 20 points/two straight games:**  
 Nijel Pack (2), 22 vs. Oklahoma State (Feb. 2, 2022) and 20 at TCU (Feb. 5, 2022)  
**Scored 20 points/three straight games:**  
 Nijel Pack (3), 22 vs. Oklahoma State (Feb. 2, 2022), 20 at TCU (Feb. 5, 2022) and 31 vs. Baylor (Feb. 9, 2022)  
**Scored 30 points/two straight games:**  
 Michael Beasley, 30 vs. George Mason (Nov. 22, 2007) and 30 vs. UCF (Nov. 23, 2007)  
**No Wildcat scored in double figures:** at Nebraska (Jan. 26, 1983)  
**One Wildcat scored in double figures:** DaJuan Gordon (12) vs. Kansas (Feb. 17, 2021)  
**Four Wildcats scored in double figures:** Markquis Nowell (14), Nae'Qwan Tomlin (14), Keyontae Johnson (13), Abayomi Iyiola (12), Ish Massoud (10), Desi Sills (10) vs. UTRGV (Nov. 7, 2022)  
**Five Wildcats scored in double figures:** Markquis Nowell (14), Nae'Qwan Tomlin (14), Keyontae Johnson (13), Abayomi Iyiola (12), Ish Massoud (10), Desi Sills (10) vs. UTRGV (Nov. 7, 2022)  
**Six Wildcats scored in double figures:** Markquis Nowell (14), Nae'Qwan Tomlin (14), Keyontae Johnson (13), Abayomi Iyiola (12), Ish Massoud (10), Desi Sills (10) vs. UTRGV (Nov. 7, 2022)  
**All five Wildcat starters scored in double figures:** Cartier Diarra (15), Barry Brown, Jr. (13), Xavier Sneed (11), Makol Mawien (10) and Kamau Stokes (10) vs. Iowa State (March 15, 2019)  
**K-State scored 70 or more points:** 96 vs. Nevada (Nov. 22, 2022)  
**K-State scored 80 or more points:** 96 vs. Nevada (Nov. 22, 2022)  
**K-State scored 90 or more points:** 96 vs. Nevada (Nov. 22, 2022)  
**K-State scored 100 or more points:** 100 vs. North Florida (Dec. 31, 2010)

## Field Goal Shooting

**Made 10 or more field goals:** 10 by Markquis Nowell vs. Nevada (Nov. 22, 2022)  
**Made 15 or more field goals:** 15 by Michael Beasley vs. Nebraska (Feb. 6, 2008)  
**100 percent from the field (min. 10 att):** 100.0% (11-11) by Eddie Elder vs. Colorado (Feb. 23, 1985)  
**100 percent from the field (min. 5 att):** 100% (9-9) by Keyontae Johnson at Butler (Nov. 30, 2022)  
**K-State connected on 50 percent or better:** 55.0% (33-60) vs. Nevada (Nov. 22, 2022)  
**K-State connected on 50 percent or better in both halves:**  
 51.9% (14-27)/1st half and 51.9% (14-27)/2nd half vs. Nevada (Nov. 22, 2022)  
**K-State connected on 60 percent or better:** 60.3% (35-58) vs. North Dakota (Nov. 28, 2021)  
**K-State connected on 60 percent or better in both halves:**  
 62.5% (15-24)/1st half and 69.6% (16-23)/2nd half vs. Wake Forest (March 14, 2017)  
**K-State connected on 70 percent or better:** 70% (42-60) vs. Southern Colorado (Nov. 30, 1985)  
**K-State made 30 or more field goals:** 33 vs. Nevada (Nov. 22, 2022)  
**K-State made 40 or more field goals:** 41 vs. Missouri (Jan. 3, 1998)  
**K-State made 45 or more field goals:** 49 vs. Morgan State (Jan. 5, 1985) *school record*  
**K-State made 50 or more field goals:** *Never been done in recorded school history*  
**K-State attempted 60 or more field goals:** 63 at Butler (Nov. 30, 2022)  
**K-State attempted 70 or more field goals:** 70 at Oklahoma State (Feb. 19, 2022)  
**K-State attempted 80 or more field goals:** 88 vs. South Dakota (Jan. 3, 2010)  
**K-State attempted 90 or more field goals:** 94 vs. Houston (March 14, 1970)  
**K-State attempted 100 or more field goals:** 103 vs. Cal State Fullerton (Dec. 2, 1967)

## 3-Point Field Goal Shooting

**Made 5 or more 3-point field goals:** 6 by Nijel Pack vs. Iowa State (Feb. 26, 2022)  
**Made 10 or more 3-point field goals:** 14 by Askia Jones vs. Fresno State (March 24, 1994) *school record*  
**100 percent from the field (min. 6 att):** 100.0% (6-6) by Denis Clemente at Texas (Jan. 31, 2009)  
**K-State connected on 50 percent or better (min. 10 att):** 52.4% (11-21) vs. Green Bay (Dec. 12, 2021)  
**K-State connected on 60 percent or better (min. 10 att):** 71.4% (10-14) vs. Western Illinois (Nov. 11, 2016)  
**K-State connected on 70 percent or better (min. 10 att):** 71.4% (10-14) vs. Western Illinois (Nov. 11, 2016)  
**K-State connected on 80 percent or better (min. 10 att):** 80.0% (8-10) vs. Coastal Carolina (Dec. 6, 1997)  
**K-State made 10 or more 3-point field goals:** 12 vs. UTRGV (Nov. 7, 2022)  
**K-State made 15 or more 3-point field goals:** 16 at Oklahoma State (Feb. 2, 2019) *most in a conference game*  
**K-State made 20 or more 3-point field goals:** 23 vs. Fresno State (March 24, 1994) *school record*  
**K-State attempted 30 or more 3-point field goals:** 30 vs. West Virginia (March 9, 2022)  
**K-State attempted 35 or more 3-point field goals:** 36 at Ole Miss (Jan. 29, 2022)

## Double-Double / Triple-Double

**Had a Triple-Double:** *Never happened in recorded school history*  
**Had a 20/20 Double-Double (Pts/Rebs):** Michael Beasley (28 pts, 22 rebs) vs. Western Illinois (Nov. 17, 2007)  
**Had a 20/10 Double-Double (Pts/Rebs):** Keyontae Johnson (20 pts, 12 rebs) at Butler (Nov. 30, 2022)  
**Had a Double-Double (Pts/Rebs):** Mark Smith (15 pts, 10 rebs) at Oklahoma State (Feb. 19, 2022)  
**Had a Double-Double (Pts/Asts):** Markquis Nowell (29 pts, 11 asts) vs. Nevada (Nov. 22, 2022)  
**Had a Double-Double (Rebs/Asts):** *Never happened in recorded school history*  
**Had a Double-Double (Pts/Rebs) in a Half:** Mark Smith (18 pts, 10 rebs [2nd]) at Ole Miss (Jan. 29, 2022)  
**Had a Double-Double in Consecutive Games:**  
 Mark Smith (17 pts, 10 rebs vs. West Virginia; Feb. 14, 2022) and (15 pts, 10 rebs at Oklahoma State; Feb. 19, 2022)  
**Two Players with Double-Doubles in Same Game:**  
 Selton Miguel (12 pts, 10 rebs) and Mark Smith (14 pts, 10 rebs) vs. UAlbany (Dec. 1, 2021)

## Free Throw Shooting

**Made 10 or more free throws:** 10 by Keyontae Johnson vs. Nevada (Nov. 22, 2022)  
**Made 15 or more free throws:** 15 by Jacob Pullen vs. Kansas (Feb. 14, 2011)  
**Perfect at the FT line (min. 10 att):** 11-11 by DaJuan Gordon at Iowa State (Dec. 15, 2020)  
**Perfect at the FT line:** 17-17 by Steve Henson at Iowa State (Feb. 24, 1988) *school record*  
**K-State connected on 80 percent or better (min. 15 att.):** 81.0% (17-21) vs. LSU (Nov. 23, 2022)  
**K-State connected on 90 percent or better (min. 15 att.):** 93.8% (15-16) at Iowa State (Jan. 20, 2015)  
**K-State connected on 100 percent or better (min. 15 att.):** 100% (16-16) vs. Nebraska (Jan. 26, 1980)  
**K-State made 20 or more free throws:** 22 vs. Nevada (Nov. 22, 2022)  
**K-State made 30 or more free throws:** 31 vs. West Virginia (Feb. 14, 2022)  
**K-State made 40 or more free throws:** 41 vs. Oklahoma (Dec. 29, 1958)  
**K-State attempted 30 or more free throws:** 33 vs. Iowa State (Feb. 26, 2022)  
**K-State attempted 40 or more free throws:** 40 at West Virginia (Feb. 11, 2017)  
**K-State attempted 50 or more free throws:** 54 at Colorado (Jan. 16, 2010)  
**K-State attempted 55 or more free throws:** 56 vs. Purdue (Dec. 1, 1958) *school record*

## Rebounds

**Had 10 or more rebounds:** 12 by Keyontae Johnson at Butler (Nov. 30, 2022)  
**Had 15 or more rebounds:** 16 by Mark Smith at Ole Miss (Jan. 29, 2022)  
**Had 20 or more rebounds:** 22 by Michael Beasley vs. Western Illinois (Nov. 17, 2007)  
**Had 10 or more rebounds in consecutive games:**  
 Mark Smith (10 vs. West Virginia; Feb. 14, 2022) and (10 at Oklahoma State (Feb. 19, 2022)  
**Multiple players had 10 or more rebounds:**  
 Selton Miguel (10 rebs) and Mark Smith (10 rebs) vs. UAlbany (Dec. 1, 2021)  
**K-State had 20 or more offensive rebounds:** 22 at Alabama (Jan. 25, 2020)  
**K-State had 30 or more defensive rebounds:** 34 at Nebraska (12/19/21)  
**K-State had 40 or more rebounds:** 40 vs. UTRGV (Nov. 7, 2022)  
**K-State had 50 or more rebounds:** 52 vs. Central Arkansas (Dec. 1, 2013)  
**K-State had 60 or more rebounds:** 61 at Oregon State (Dec. 6, 2003)

## Assists

**Had 10 or more assists:** 11 by Markquis Nowell vs. Nevada (Nov. 22, 2022)  
**Had 15 or more assists:** 16 by Keith Frazier vs. Central Missouri (Dec. 18, 1976) *school record*  
**K-State had 20 or more assists:** 21 vs. Nevada (11/22/22)  
**K-State had 30 or more assists:** 30 vs. Gardner-Webb (Dec. 14, 2008)

## Blocked Shots

**Had 5 or more blocked shots:** 5 by Nae'Qwan Tomlin vs. Rhode Island (11/21/22)  
**Had 10 or more blocked shots:** *Never happened in recorded school history*  
**K-State had 5 or more blocked shots:** 8 vs. Rhode Island (11/21/22)  
**K-State had 10 or more blocked shots:** 11 vs. North Florida (Dec. 11, 2011)

## Steals

**Had 5 or more steals:** 5 by Markquis Nowell vs. Texas Tech (Jan. 15, 2022)  
**Had 10 or more steals:** *Never happened in recorded school history*  
**K-State had 10 or more steals:** 11 vs. Kansas City (Nov. 17, 2022)  
**K-State had 15 or more steals:** 17 vs. Monmouth (Nov. 13, 2019)



# THE LAST TIME K-STATE...

## Turnovers

**K-State had 3 or fewer turnovers:** 3 vs. SIU-Edwardsville (Dec. 14, 1978) *school record*  
**K-State had 5 or fewer turnovers:** 5 at Ole Miss (Jan. 29, 2022)  
**Opponent committed 15 or more turnovers:** 17 by LSU (Nov. 23, 2022)  
**Opponent committed 20 or more turnovers:** 22 by Kansas City (Nov. 17, 2022)

## Overtime

**Played an Overtime Game:** vs. Nevada, 96-87 (Nov. 23, 2022)  
**Played an Overtime Game at home:** Lost vs. TCU, 86-80 (Feb. 1, 2017)  
**Played a 2-Overtime Game:** Lost at No. 13 Baylor, 79-72 (Jan. 20, 2016)  
**Played a 3-Overtime Game:** Lost at Oregon State, 87-72 (Dec. 6, 2003)  
**Played a 4-Overtime Game:** Lost at Missouri State, 82-80 (Dec. 8, 1987)  
**Played in Consecutive OT Games:**  
(2) Won vs. No. 7 Kansas, 85-82 (Feb. 10, 2014) and Lost at Baylor, 87-73 (Feb. 15, 2014)

## Winning Streaks

**K-State won consecutive games:** vs. Nevada (Nov. 22, 2022) and LSU (Nov. 23, 2022)  
**K-State had a 5 or more game winning streak:** 6, Nov. 7-23, 2022  
*(longest since winning 6, Nov. 9-24, 2018)*  
**K-State had a 10 or more game winning streak:** 10, Nov. 24, 2013 to Jan. 7, 2014  
**K-State had a 15 or more game winning streak:** 21, Dec. 19, 1958 to March 13, 1959  
**K-State had a 20 or more game winning streak:** 21, Dec. 19, 1958 to March 13, 1959

## Miscellaneous

**Hit a Buzzer Beater:** vs. LSU 61-59 (Nov. 23, 2022) [Keyontae Johnson jumper at :04.7]  
**Won after trailing by at least 10 points in second half:** 11 vs. LSU (Nov. 23, 2022)  
*(down 46-35, 17:27 remaining - won 61-59)*  
**Won after trailing by at least 15 points in second half:** 15 at Iowa State (Feb. 12, 2022)  
*(down 45-30, 18:59 remaining - won 75-69 in overtime)*



2022-23 BOXSCORES/RECAPS

04 vs. RHODE ISLAND

Nov. 21, 2022 | George Town, C.I. / John Gray Gym

Rhode Island	27	30	—	57
<b>K-STATE</b>	44	33	—	77

▶ K-State again used a huge first-half performance to carry itself to victory, as the Wildcats advanced to the semifinals of the Cayman Islands Classic with a 77-57 win over Rhode Island on Nov. 21 before 1,256 fans at The John Gray Gym.

▶ The Wildcats scored 44 points in the first half on a blistering 58.1 percent (18-of-31) shooting to build as much as a 21-point lead. On the defensive end, they held the Rams (1-3) to 31.3 percent (10-of-32) shooting, including 12.5 percent (1-of-8) from 3-point range.

▶ Although the second half was plagued by sloppy play with a combined 23 turnovers, including 13 by K-State, the lead never dipped below 15 points, and grew to many as 24 in the waning minutes.

▶ Junior **Nae'Qwan Tomlin** led a balanced attack with 15 points, including 13 in the first half, while senior **Keyontae Johnson** and junior **David N'Guessan** added 14 and 12 points, respectively. Johnson has now scored in double figures in all 4 games as a Wildcat, while N'Guessan and Tomlin each recorded new season-highs. Tomlin also added 5 blocked shots, which were the most by a Wildcat since **Jordan Henriquez-Roberts** in 2013.

▶ K-State had 20 assists on 28 field goals, including a stellar performance from senior **Markquis Nowell**, who was responsible for 12 of those assists to go along with 9 points and 5 rebounds in 27 minutes. The 12 assists tied for the fourth-most in a single game in school history and were the most since **Steve Henson** collected 12 assists against Oklahoma State on Feb. 25, 1989. The total was one assist shy of Nowell's career-high of 13 that he accomplished twice while playing at Little Rock.

▶ Nowell now has totaled 9 career games of at least 10 assists, including 4 at K-State. The 12 assists gave him 499 in his career, as he closes on the distinction of being one of just two active Division I players (Tennessee State's **Junior Clay**) with 1,300 points, 500 assists and 200 steals.

▶ For the game, K-State connected on a season-high 52.8 percent (28-of-53), including 43.8 percent (7-of-16) from 3-point range, and hit on 77.8 percent (14-of-18) from the free throw line. More than half (38) of the team's 77 points came in the paint, while the Wildcats again took advantage of their opponent's turnovers, turning 16 Ram miscues into 21 points.

RHODE ISLAND (1-3)														
No.	Name	PTS	FG	3FG	FT	O	D	R	PF	A	T	S	MIN	
01	SAMB, Abdou	F	6	3-7	0-0	0-0	1	1	2	1	0	1	0	19
22	TCHIKOU, Alex	C	2	0-1	0-0	2-4	1	0	1	0	1	0	1	13
04	THOMAS, Sebastian	G	2	1-1	0-0	0-2	0	1	1	1	2	0	2	21
10	LEGGETT, Ishmael	G	13	4-11	0-3	5-7	3	2	5	3	2	2	3	32
12	MARTIN, Malik	G	2	0-5	0-1	2-4	1	0	1	1	1	1	0	21
02	FREEMAN, Brayon	11	3-11	1-5	4-4	0	1	1	0	1	3	0	0	22
24	HUTCHINSON, Louis	3	1-2	1-1	0-0	0-0	0	2	0	2	0	0	0	18
21	BILAU, Josaphat	0	0-2	0-0	0-2	0	2	2	3	1	3	0	0	16
05	CAREY, Jalen	8	4-5	0-0	0-0	0-2	2	2	1	0	4	4	0	15
20	WESTON, Brandon	10	2-9	0-1	6-8	5	5	10	3	0	0	0	0	21
15	STEWART, Rory	0	0-1	0-1	0-0	0	0	0	0	0	0	0	0	2
TEAM						4	3	7						
TOTALS		57	18-55	2-12	19-31	15	17	32	15	8	16	10	0	200

	FG	FG%	3FG	3FG%	FT	FT%
1st Half	10-32	31.3	1-8	12.5	6-8	75.0
2nd Half	8-23	34.8	1-4	25.0	13-23	56.5
GAME	18-55	32.7	2-12	16.7	19-31	61.3

K-STATE (4-0)

No.	Name	PTS	FG	3FG	FT	O	D	R	PF	A	T	S	B	MIN
03	N'GUESSAN, David	F	12	6-8	0-0	0-1	5	2	7	5	1	2	1	16
11	JOHNSON, Keyontae	F	14	3-8	1-4	7-8	0	5	5	4	1	5	1	30
35	TOMLIN, Nae'Qwan	F	15	5-8	1-2	4-5	1	5	6	2	1	1	0	5 26
01	NOVELL, Markquis	G	9	3-8	1-4	2-2	0	5	5	3	12	2	1	0 27
05	CARTER, Cam	G	7	3-4	1-1	0-0	0	1	1	2	2	3	1	0 23
13	SILLS, Desi	6	3-8	0-1	0-0	1	0	1	4	1	5	3	0	27
23	IYOLA, Abayomi	0	0-0	0-0	0-0	0	0	0	0	1	0	1	0	6
04	GREENE, Tykei	7	2-3	2-2	1-2	2	1	3	0	1	0	0	1	19
25	MASSOUD, Ismael	5	2-4	1-2	0-0	1	0	1	2	0	0	0	1	15
24	FINISTER, Dorian	2	1-1	0-0	0-0	0	2	2	1	1	0	1	0	10
21	AWBREY, Nate	0	0-1	0-0	0-0	0	0	0	0	0	0	0	0	0+
TEAM						0	5				2			
TOTALS		77	28-53	7-16	14-18	10	26	36	24	20	21	8	8	200

	FG	FG%	3FG	3FG%	FT	FT%
1st Half	18-31	58.1	4-11	36.4	4-6	66.7
2nd Half	10-22	45.5	3-5	60.0	10-12	83.3
GAME	28-53	52.8	7-16	43.8	14-18	77.8

Officials: Jeff Anderson, Matt Potter, Tony Henderson  
 Attendance: 1,250 | Start Time: 6:30 p.m. | Game Duration: 2:06  
 URI led for 0:00 // K-State led 38:41 // Game was tied for 1:19  
 Lead Changes: 0 // Times Tied: 1

Points From	Off Turnovers	Paint	2nd Chance	Fast Break	Bench
URI	14	28	8	8	32
K-State	21	38	10	22	20

05 vs. NEVADA

Nov. 22, 2022 | George Town, C.I. / John Gray Gym

Nevada	38	42	7	—	87
<b>K-STATE</b>	36	44	16	—	96

▶ Seniors **Markquis Nowell** and **Keyontae Johnson** combined for 57 points, including 14 of the team's 16 points in overtime, to help lift K-State to the Championship game of the Cayman Islands Classic with a 96-87 overtime win over Nevada on Nov. 22 before 1,200 fans at The John Gray Gym.

▶ After the Wildcats surrendered a 9-point lead with less than 4 minutes to play to trail 80-78 with 14 seconds left in regulation, Nowell drove the lane and was able to convert on a layup in traffic to force the overtime period with 3.5 seconds remaining. The momentum carried the team in the extra period, as they dominated the game by connecting on 83.3 percent (5-of-6) from the field and making 6 of their 10 free throws.

▶ Junior **David N'Guessan** gave K-State the lead for good in overtime with a driving layup with 3:48 to play, which was followed by a jumper and free throw by Johnson for an 87-82 lead. After the Wolf Pack closed to within a possession on 2 free throws by **Kenan Blackshear**, Nowell caught fire offensively, hitting on a 3-point play and a jumper to push the lead to 92-84 with 1:24 remaining.

▶ The 57 combined points by Nowell (29) and Johnson (28) were the most by Wildcat teammates since **Dean Wade** (34) and **Kamau Stokes** (23) also combined for 57 points in win at Iowa State on Dec. 29, 2017. It marked just the 15th time in school history that two players scored 25 or more points in the same game and the first time since **Jacob Pullen** (28) and **Denis Clemente** (25) did it against Xavier on March 25, 2010.

▶ Nowell finished with 29 points on 10-of-20 field goals, including 2-of-7 from 3-point range, and 7-of-9 free throws and 11 assists in 41 minutes to become just the fifth Wildcat with a 20-point/10-assist game in school history and just the second with a 25-point/10-assist game following **Steve Henson** in 1989.

▶ Johnson set a career-high with 28 points on 8-of-13 field goals and 10-of-11 free throws to earn his ninth career 20-point game and his first at K-State.

▶ K-State connected on a season-high 55 percent (33-of-60), including 47.1 percent (8-of-17) from 3-point range, and hit on 78.6 percent (22-of-28) from the free throw line. Nearly half (44) of the team's 96 points came in the paint, while the Wildcats out-rebounded the Wolf Pack, 36-22, including 13 offensive boards that they converted into a season-high 16 second-chance points.

NEVADA (5-1)														
No.	Name	PTS	FG	3FG	FT	O	D	R	PF	A	T	S	B	MIN
05	WILLIAMS, Darrion	F	10	3-4	2-3	2-2	1	1	2	5	1	0	2	27
14	COLEMAN, Tre	F	10	4-7	2-3	0-2	0	0	0	2	1	2	0	41
50	BAKER, Will	C	19	8-13	0-2	3-3	1	4	5	2	3	0	1	33
02	LUCAS, Jarod	G	20	6-12	4-9	4-5	0	2	2	1	1	1	0	39
13	BLACKSHEAR, Kenan	G	17	4-9	0-2	9-10	1	3	4	5	10	4	2	43
11	DAVIDSON, Nick	4	1-2	0-0	2-3	1	2	3	4	0	2	0	2	14
03	PETTIGREW, Trey	0	0-5	0-2	0-0	0	2	2	4	1	0	0	0	18
01	POWELL, Tyler	7	2-2	1-1	2-2	2	2	2	1	0	0	0	0	11
TEAM						0	2							
TOTALS		87	28-54	9-22	22-27	6	16	22	27	16	11	6	4	225

	FG	FG%	3FG	3FG%	FT	FT%
1st Half	12-21	57.1	4-9	44.4	10-12	83.3
2nd Half	14-26	53.8	4-10	40.0	10-13	76.9
OT	2-7	28.6	1-3	33.3	2-2	100.0
GAME	28-54	51.9	9-22	40.9	22-27	81.5

K-STATE (5-0)														
No.	Name	PTS	FG	3FG	FT	O	D	R	PF	A	T	MIN		
03	N'GUESSAN, David	F	8	4-6	0-0	0-2	4	4	8	3	2	0	27	
11	JOHNSON, Keyontae	F	28	8-13	2-3	10-11	2	7	9	1	5	1	41	
35	TOMLIN, Nae'Qwan	F	9	2-6	1-2	4-4	0	4	4	1	1	0	38	
01	NOVELL, Markquis	G	29	10-20	2-7	7-9	0	2	2	4	11	4	0	41
05	CARTER, Cam	G	6	2-4	2-3	0-0	0	1	1	3	1	0	1	24
23	IYOLA, Abayomi	2	1-1	0-0	0-0	0	0	0	0	1	1	2	0	7
04	GREENE, Tykei	2	1-2	0-0	0-1	1	0	1	1	1	1	0	0	11
13	SILLS, Desi	7	3-5	0-1	1-1	1	3	4	4	3	3	0	0	28
25	MASSOUD, Ismael	5	2-3	1-1	0-0	1	1	2	2	0	0	0	0	10
TEAM						4	5							
TOTALS		96	33-60	8-17	22-28	13	23	36	20	21	15	2	3	225

	FG	FG%	3FG	3FG%	FT	FT%
1st Half	14-27	51.9	4-10	40.0	4-4	100.0
2nd Half	14-27	51.9	4-7	57.1	12-14	85.7
OT	5-6	83.3	0-0	0	6-10	60.0
GAME	33-60	55.0	8-17	47.1	22-28	78.6

Officials: Jeff Anderson, Joe Lindsay, Randy McCall  
 Attendance: 1,200 | Start Time: 6:30 p.m. | Game Duration: 2:27  
 Nevada led for 14:30 // K-State led for 20:50 // Game was tied for 4:40  
 Lead Changes: 10 // Times Tied: 16

Points From	Off Turnovers	Paint	2nd Chance	Fast Break	Bench
Nevada	17	34	9	6	11
K-State	14	30	16	4	16

06 vs. LSU

Nov. 23, 2022 | George Town, C.I. / John Gray Gym

LSU	41	18	—	59
<b>K-STATE</b>	33	28	—	61

▶ Senior **Keyontae Johnson's** jumper with 4.7 seconds helped lift K-State to a 61-59 win over LSU to capture the 2022 Cayman Islands Classic Championship on Nov. 23 before 2,400 fans at The John Gray Gym.

▶ The in-season tournament title was the 17th in school history and the first since winning the 2018 Paradise Jam.

▶ Johnson (16 points) and fellow seniors **Markquis Nowell** (18) and **Desi Silks** (16) combined for 50 of the 61 points, including 22 of their 28 second-half points, in which, the team rallied from an 11-point deficit with 17:27 to play.

▶ Nowell was selected as the Cayman Islands Classic Tournament MVP, while Johnson was selected to the all-tournament team. Nowell averaged 18.7 points and 9.0 assists in the tournament, while Johnson averaged a team-best 19.3 points on 53.6 percent shooting with 6.0 rebounds per game.

▶ K-State (6-0) had to survive some nervous moments to earn the victory, as both teams called their full allotment of timeouts (2 each) before the last 4.7 seconds played out. LSU (5-1) was able to dribble up the court and seemingly tied the game at 61-all at the buzzer. However, the officials reviewed the play and waved the shot off after they discovered that the clock didn't start on time and the shot came after the game clock had expired.

▶ It was a tale of two halves for the Tigers, who looked like the more rested team after playing in the early sessions in the first 2 days of the tournament and breezing past their first 2 opponents by 16 and 15 points, respectively.

▶ LSU scored 41 points in the first half on 47.1 percent (16-of-34), including 50 percent (5-of-10) from 3-point range, with 3 turnovers, to build as much as a 12-point lead right before halftime. Things changed in the second half, as the Tigers managed just 18 points on 36.8 percent (7-of-19) shooting, including 11.1 percent (1-of-9) from long range, to go with 14 turnovers.

▶ Nowell scored his game-high 18 points on 6-of-14 field goals, including 2-of-5 from 3-point range, and 4-of-4 free throws, to go with 4 assists in 33 minutes. Johnson, who played just 13 minutes in the second half due to foul trouble, scored his 16 points on 4-of-7 field goals and 7-of-8 free throws. Silks, who provided a spark off the bench, scored his season-high 16 points off 6-of-9 field goals and 3-of-3 free throws, to go with game-high 5 assists in 33 minutes.

LSU (5-1)															
No.	Name	PTS	FG	3FG	FT	O	D	R	PF	A	T	S	B	MIN	
05	WILKINSON, Mwani	F	3	1-2	1-1	0-0	0	3	3	4	0	2	1	0	12
12	WILLIAMS, KJ	F	17	8-13	0-1	1-2	5	5	10	3	1	2	1	1	36
13	REED, Jalen	F	6	2-3	0-1	2-2	0	0	0	0	3	2	3	0	24
03	HILL, JUSTICE	G	12	4-15	2-6	2-	1	1	2	1	2	4	2	0	36
44	MILLER, Adam	G	11	4-12	2-8	1-2	0	2	2	3	1	1	0	0	30
20	FOUNTAIN, Derek	3	1-2	0-0	1-2	0	1	1	1	3	0	1	0	0	14
00	HANNIBAL, Trae	2	1-1	0-0	0-0	0	5	5	2	2	4	1	4	0	28
01	HAYES, Cam	3	1-2	1-1	0-0	0	2	2	2	2	0	3	0	0	13
02	COLEMAN, Kendall	0	0-1	0-0	0-0	1	1	2	0	0	0	0	0	1	4
15	WARD, Tyrell	2	1-2	0-1	0-0	2	0	2	2	1	0	0	1	0	0



2022-23 BOXSCORES/RECAPS

07 AT BUTLER

Nov. 30, 2022   Indianapolis, Ind. / Hinkle Fieldhouse				
Butler	37	39	—	76
K-STATE	25	39	—	64

- K-State could not quite dig itself out of a first-half deficit, as a hot-shooting Butler hit on nearly 55 percent from the field in a 76-64 win on Nov. 30 in the fourth annual BIG EAST/Big 12 Battle at historic Hinkle Fieldhouse.
- Butler (5-3), which came into the game averaging 90 points per game on 60.1 percent shooting in 3 home games this season, stayed hot from the field in handing K-State (6-1) its first loss under first-year head coach **Jerome Tang**.
- The Bulldogs connected on an opponent-high 54.9 percent (28-of-51) from the field, including 60.9 percent (14-of-23) in the second half, while all 5 starters scored in double figures led by **Manny Bates'** 22 points.
- Despite the impressive offensive performance, the Wildcats still had chances to rally from a double-digit deficit twice in the second half. After falling behind by 14 just after halftime, senior **Markquis Nowell's** first 3-pointer keyed a 13-4 run that closed the deficit to 48-43 with just over 14 minutes to play. However, the Bulldogs responded with a 17-2 run that pushed the lead to 20 points.
- Down 65-45 with 8:29 remaining, senior **Desi Sills** helped spark one more attempt at a comeback for K-State, as the reserve scored 13 of his 17 second-half points in a 15-3 run that cut the deficit to 68-60 with just over 4 minutes to play. However, once again, Butler had a response, rattling off 6 in a row to push the lead back to double figures en route to the 12-point victory.
- The loss spoiled an impressive night by senior **Keyontae Johnson**, who collected his first double-double as a Wildcat, pouring in a team-high 20 points on 9-of-9 shooting to go with a season-high 12 rebounds. It was his 14th career double-double, including his sixth with at least 20 points and 10 rebounds. He became the ninth player in school history to go 9-of-9 or better from the field.
- Sills came off the bench to provide a big lift in the second half, scoring all 17 of his points after halftime on 8-of-12 shooting. Nowell dished out a game-high 8 assists to go with his 13 points.
- For the game, K-State connected on 46 percent (29-of-63), including just 20 percent (4-of-20) from 3-point range. The Wildcats had a season-high 48 points in the paint but posted season-lows in a number of categories, including just 3 free throw attempts while making 2. The team came in averaging 17.3 free throws made per game, which ranked among the top-25 nationally.

BUTLER (5-3)														
No.	Name	PTS	FG	3FG	FT	O	D	R	PF	A	TO	S	B	MIN
41	LUKOSIUS, Simas	F	11	4-9	3-7	0-0	0	1	1	1	7	3	1	37
15	BATES, Manny	C	22	9-11	0-0	4-4	2	8	10	1	1	2	0	39
02	HUNTER, Jr., Eric	G	13	5-11	1-4	2-3	0	3	3	3	4	1	1	40
03	HARRIS, Chuck	G	15	5-8	2-3	3-3	1	5	6	2	3	0	0	34
13	TAYLOR, Jayden	G	12	4-11	2-6	2-2	1	3	4	1	2	5	0	35
14	THOMAS, Pierce	2	1-1	0-0	0-1	1	1	2	1	1	2	1	0	14
22	TURNBULL, Connor	1	0-0	0-0	1-2	1	0	1	0	0	0	0	0	1
TEAM						0	4	4			1			
TOTALS		76	28-51	8-20	12-15	6	25	31	9	18	14	3	5	200

	FG	FG%	3FG	3FG%	FT	FT%
1st Half	14-28	50.0	4-11	36.4	5-7	71.4
2nd Half	14-23	60.9	4-9	44.4	7-8	87.5
GAME	28-51	54.9	8-20	40.0	12-15	80.0

Deadball Rebounds: 1, 1  
Biggest Run: 13 (8:29 2H)  
Largest Lead: 20 (8:29 2H)  
Technical Fouls: None

STATE (6-1)

No.	Name	PTS	FG	3FG	FT	O	D	R	PF	A	TO	S	B	MIN	
03	N'GUESSAN, David	F	8	4-4	0-0	0-0	2	0	2	3	1	1	0	1	25
11	JOHNSON, Keyontae	F	20	9-9	2-2	0-0	4	8	12	2	1	5	2	0	36
35	TOMLIN, Nae'Qwan	F	0	0-5	0-2	0-0	2	2	4	3	0	1	1	0	14
01	NOWELL, Markquis	G	13	5-15	1-6	2-2	0	1	1	1	8	2	1	0	35
05	CARTER, Cam	G	2	1-7	0-2	0-0	0	2	2	4	0	2	2	0	26
13	SILLS, Desi	17	8-15	1-4	0-1	0	3	3	2	1	0	2	0	29	
25	MASSOUD, Ismael	2	1-5	0-2	0-0	0	0	0	0	2	1	0	1	23	
04	GREENE, Tykei	2	1-3	0-2	0-0	1	1	2	0	0	0	0	0	11	
24	FINISTER, Dorian	0	0-0	0-0	0-0	0	0	0	0	0	0	1	0	0+	
TEAM						0	1	1			0				
TOTALS		64	29-63	4-20	2-3	9	18	27	15	13	13	8	2	200	

	FG	FG%	3FG	3FG%	FT	FT%
1st Half	11-28	39.3	2-12	16.7	1-1	100.0
2nd Half	18-35	51.4	2-8	25.0	1-2	50.0
GAME	29-63	46.0	4-20	20.0	2-3	66.7

Deadball Rebounds: 0, 1

Biggest Run: 9 (4:08 2H)

Largest Lead: 3 (19:44 1H)

Technical Fouls: Johnson (9:55 2H)

**Officials:** John Higgins, Clarence Armstrong, Jamie Luckie  
**Attendance:** 7,660 | **Start Time:** 5:30 p.m. | **Game Duration:** 1:54  
Butler led for 38:47 // K-State led 0:57 // Game was tied for 0:55  
**Lead Changes:** 3 // **Times Tied:** 1

Points From	Off Turnovers	Paint	2nd Chance	Fast Break	Bench
Butler	6	34	7	11	3
K-State	12	48	10	12	21

08 WICHITA STATE

09 ABILENE CHRISTIAN

## 2022-23 BOXSCORES/RECAPS

10	INCARNATE WORD
11	NEBRASKA
12	WEST VIRGINIA

1

G | SR-TR



# MARKQUIS NOWELL

G | 5-8 | 160 | Sr.-1L | Harlem, N.Y. | The Patrick School | Little Rock

[@MrNewYorkCity](#) [mr.newyorkcity](#)

 2022 All-Big 12 Honorable Mention  
 2022 Big 12 All-Defensive Team  
 Phillips 66 Big 12 Player of the Week (11/28/22)

## SUPERLATIVES

	FR	SO	JR1	JR2	SR	CAR
10+ Points	15	20	12	19	5	71
20+ Points	3	12	1	3	1	20
30+ Points	1	2	—	—	—	3
4+ 3FGM	5	10	2	3	—	20
5+ Rebounds	6	7	4	5	1	23
5+ Assists	11	14	9	12	6	52
10+ Assists	—	1	4	3	2	10
2+ Steals	9	18	10	16	3	56
Double-Doubles	—	1	4	3	1	9

## PERSONAL HIGHS

### ■ Points

Season	29 vs. Nevada (11/22/22)
Career	34 vs. SE Oklahoma State (11/8/18)
Big 12	21 vs. West Virginia (2/14/22)

### ■ Field Goals Made

Season	10 vs. Nevada (11/22/22)
Career	12 vs. SE Oklahoma State (11/8/18)
Big 12	8 at Kansas (2/22/22)

### ■ Field Goals Attempted

Season	20 vs. Nevada (11/22/22)
Career	25 vs. ULM (2/27/20)
Big 12	15 at Kansas (2/22/22)

### ■ 3-Point Field Goals Made

Season	3 vs. UTRGV (11/7/22)
Career	8 at ULM (12/19/19)
Big 12	4, twice

### ■ 3-Point Field Goals Attempted

Season	7 vs. Nevada (11/22/22)
Career	19 vs. ULM (2/27/20)
Big 12	9 at Oklahoma State (2/19/22)

### ■ Free Throws Made

Season	6 at California (11/11/22)
Career	14 vs. Iowa State (2/26/22)
Big 12	14 vs. Iowa State (2/26/22)

### ■ Free Throws Attempted

Season	7, twice
Career	16 vs. Iowa State (2/26/22)
Big 12	16 vs. Iowa State (2/26/22)

### ■ Rebounds

Season	5 vs. Rhode Island (11/21/22)
Career	9 vs. Duquesne (11/30/20)
Big 12	4, 4 times

### ■ Assists

Season	12 vs. Rhode Island (11/21/22)
Career	13, twice (last time vs. Central Arkansas (12/6/20))
Big 12	10 at West Virginia (1/8/22)

### ■ Blocked Shots

Season	—
Career	1, twice (last time vs. Louisiana (2/27/20))
Big 12	—

### ■ Steals

Season	4 vs. UTRGV (11/7/22)
Career	7 vs. TCU (1/12/22)
Big 12	7 vs. TCU (1/12/22)

### ■ Minutes

Season	41 vs. Nevada (11/22/22)
Career	44 at Iowa State (2/13/22)
Big 12	44 at Iowa State (2/13/22)

## NOWELL'S CAREER STATS

YEAR	GP	GS	Min	Avg.	FGM	FGA	Pct.	3FGM	3FGA	Pct.	FTM	FTA	Pct.	Off	Def	Tot	Avg.	PF	Ast	TO	Blk	Stl	Pts	Avg.
*2018-19 (Fr.)	25	18	761	30.4	95	249	.382	46	130	.354	42	53	.792	10	69	79	3.2	54	105	83	0	36	278	11.1
*2019-20 (So.)	28	26	938	33.5	151	354	.427	77	197	.391	102	116	.879	9	74	83	3.0	58	136	104	2	62	481	17.2
*2020-21 (Jr.)	15	8	457	30.5	63	183	.344	33	99	.333	55	63	.873	15	44	59	3.9	31	90	59	0	35	214	14.3
2021-22 (Jr.)	27	21	821	30.4	112	290	.386	43	140	.307	68	82	.829	11	82	93	3.4	66	136	69	1	59	335	12.4
2022-23 (Sr.)	7	7	227	32.4	32	79	.405	11	33	.333	30	35	.857	1	14	15	2.1	10	55	17	0	13	105	15.0
<b>Totals</b>	<b>102</b>	<b>80</b>	<b>3202</b>	<b>31.4</b>	<b>453</b>	<b>1155</b>	<b>.392</b>	<b>210</b>	<b>599</b>	<b>.351</b>	<b>297</b>	<b>349</b>	<b>.851</b>	<b>46</b>	<b>283</b>	<b>329</b>	<b>3.2</b>	<b>219</b>	<b>522</b>	<b>332</b>	<b>3</b>	<b>205</b>	<b>1413</b>	<b>13.9</b>

## SEASON STATS

PPG	RPG	APG	FG%	3FG%	FT%
15.0	2.1	7.9	40.5	33.3	85.7

## NOWELL AT A GLANCE

- Has played in 34 games with 28 starts in his K-State career, including 27 of 31 games in 2021-22 with 21 starts... Has started all 7 games in 2022-23... Overall, he has played in 102 games in college with 80 starts.
- The Big 12 leader in assists, he is 3rd nationally in assists/game (7.9 apg.) and 6th in total assists (55)... Also among the top-10 in the Big 12 in scoring (9th), steals (8th), assist/turnover ratio (5th), FT percentage (8th) and minutes (4th).
- Only active Division I player to have at least 1,400 career points, 500 assists and 200 steals... Ranks 2nd to Tennessee State's **Junior Clay** with 205 career steals, while he is 9th in career steals/game (2.01).
- Named the Phillips 66 Big 12 Player of the Week on Monday after his MVP performance at the Cayman Islands Classic where he averaged 18.7 points on 45.2 percent shooting with 9.0 assists and 3.7 rebounds per game.
- Was selected All-Big 12 Honorable Mention in 2022, while he was the 7th 'Cat to be named to the All-Defensive Team and first since **Barry Brown, Jr.** in 2019. Led in assists (5.0 apg.) and steals (2.2), while he was 3rd in scoring (12.4 ppg.).
- 1 of 2 Big 12 players (Baylor's **James Akinjo**) to rank in top-15 in scoring (12th) and top-5 in assists (2nd), steals (1st) and assist/turnover ratio (2nd) in 2021-22.
- Has averaged 5 assists per game (5.12) in his college career... Boasts a 1.57 assist/turnover ratio (522 assists to 332 turnovers) in his career.

## 2022-23 GAME-BY-GAME STATISTICS

Date	Opponent	GS	MIN	FG	3PT	FT	O	D	TR	PF	AST	TO	BLK	STL	PTS	+/-
Nov. 7	UTRGV	*	25	3-5	3-3	5-7	0	0	0	0	7	1	0	4	14	20
Nov. 11	@California	*	33	3-11	1-4	6-7	0	3	3	1	7	2	0	3	13	10
Nov. 17	KANSAS CITY	*	33	2-6	1-4	4-4	0	0	0	1	3	1	0	3	9	22
Nov. 21	vs. Rhode Island	*	27	3-8	1-4	2-2	0	5	5	3	12	2	0	1	12	23
Nov. 22	vs. Nevada	*	41	10-20	2-7	7-9	0	2	2	4	11	4	0	0	29	12
Nov. 23	vs. LSU	*	33	6-14	2-5	4-4	1	3	4	0	4	5	0	1	18	2
Nov. 30	@Butler	*	35	5-15	1-6	2-2	0	1	1	1	8	2	0	1	13	5
Dec. 3	WICHITA STATE															
Dec. 6	ABILENE CHRISTIAN															
Dec. 11	INCARNATE WORD															
Dec. 17	NEBRASKA															
Dec. 21	RADFORD															
Dec. 31	WEST VIRGINIA*															
Jan. 3	@Texas*															
Jan. 7	@Baylor*															
Jan. 10	OKLAHOMA STATE*															
Jan. 14	@TCU*															
Jan. 17	KANSAS*															
Jan. 21	TEXAS TECH*															
Jan. 24	@Iowa State*															
Jan. 28	FLORIDA															
Jan. 31	@Kansas*															
Feb. 4	TEXAS*															
Feb. 7	TCU*															
Feb. 11	@Texas Tech*															
Feb. 14	@Oklahoma*															
Feb. 18	IOWA STATE*															
Feb. 21	BAYLOR*															
Feb. 25	@Oklahoma State*															
Mar. 1	OKLAHOMA*															
Mar. 4	@West Virginia*															

Wildcats

\*at Little Rock



3

F | JR.-TR



# DAVID N'GUESSAN

F | 6-9 | 215 | Jr.-TR | De Lier, The Neth. | Mt. Zion Prep [Md.] | Virginia Tech

[@DavidNGuessan1](#) [davidnguessan1](#)

## SUPERLATIVES

	FR	SO	JR	SR	CAR
10+ Points	2	2	1	—	5
20+ Points	—	—	—	—	—
2+ 3FGM	—	—	—	—	—
Double-Double	—	—	—	—	—
5+ Rebounds	4	8	4	—	16
10+ Rebounds	—	—	—	—	—
3+ Assists	—	1	—	—	1
Multiple Steals	2	1	—	—	3
2+ Blocks	2	6	1	—	9

## PERSONAL HIGHS

### ■ Points

Season 12 vs. Rhode Island (11/21/22)

Career 15 vs. Maine (11/9/21)

Big 12 —

### ■ Field Goals Made

Season 6 vs. Rhode Island (11/21/22)

Career 7 vs. Maine (11/9/21)

Big 12 —

### ■ Field Goals Attempted

Season 8 vs. Rhode Island (11/21/22)

Career 8, twice

Big 12 —

### ■ 3-Point Field Goals Made

Season 1 vs. UTRGV (11/7/22)

Career 1, 5 times

Big 12 —

### ■ 3-Point Field Goals Attempted

Season 3 vs. UTRGV (11/7/22)

Career 3 vs. UTRGV (11/7/22)

Big 12 —

### ■ Free Throws Made

Season 2, twice

Career 5 vs. Clemson (3/9/22)

Big 12 —

### ■ Free Throws Attempted

Season 2, 4 times

Career 7, twice

Big 12 —

### ■ Rebounds

Season 8 vs. Nevada (11/22/22)

Career 9 vs. Cornell (12/8/21)

Big 12 —

### ■ Assists

Season 2, twice

Career 3 vs. Pittsburgh (2/7/22)

Big 12 —

### ■ Blocked Shots

Season 2 vs. Nevada (11/22/22)

Career 3, twice

Big 12 —

### ■ Steals

Season 1, 4 times

Career 2, 3 times

Big 12 —

### ■ Minutes

Season 31 vs. LSU (11/23/22)

Career 31 vs. LSU (11/23/22)

Big 12 —

## SEASON STATS

PPG	RPG	BPG	FG%	3FG%	FT%
5.7	4.7	0.7	58.6	33.3	55.6

## N'GUESSAN AT A GLANCE

► Has started 6 of 7 games this season, including all 3 games at the Cayman Islands Classic... The season opener vs. UTRGV (11/7/22) was the first time he has started a game in college... Has seen action in 64 games with 6 starts in his time at Virginia Tech (57 games) and K-State (7 games).

► Leads the team with 6 charges taken, including 3 vs. LSU (11/23/22).

► Ranks 2nd on the team in blocks (0.7 bpg.) and 3rd in rebounding (4.7 rpg.).

► Has scored 8 or more points in 3 of the last 4 games.

► Scored in double figures for the 1st time as a Wildcat vs. Rhode Island (11/21/22) with 12 points on 6-of-8 shooting with 7 rebounds, 1 assist, 1 block and 1 steal in just 16 minutes.

► Had a near double-double in the OT win vs. Nevada (11/22/22) with 8 points on 4-of-6 field goals with a season-high 8 rebounds and 2 blocks in 27 minutes.

► Was solid all-around in his first game as a Wildcat vs. UTRGV (11/7/22) with 5 points, 6 rebounds, 2 assists and 1 steal in nearly 20 minutes of action.

## LAST GAME (at Butler 11/30/22)

MIN	PTS	REBS	ASTS	BLKS	STLS
25	8	2	1	1	0

## TOP PERFORMANCES

► Scored a career-high 15 points vs. Maine (11/9/21) in the first game of the 2021-22 season, going a perfect 7-of-7 from the field, including 1-of-1 from beyond the arc, with a block in just 18 minutes of action.

► Posted a season-high 12 points vs. Rhode Island (11/21/22) on 6-of-8 field goals with 7 rebounds in just 16 minutes.

## BACKGROUND

► Transferred to K-State after 2 seasons (2020-22) at Virginia Tech.

► Saw action in 57 of a possible 58 games in his Virginia Tech career, helping the Hokies to 38 wins, consecutive NCAA Tournament appearances and their first-ever ACC Tournament title in 2022.

## 2022-23 GAME-BY-GAME STATISTICS

Date	Opponent	GS	MIN	FG	3PT	FT	O	D	TR	PF	AST	TO	BLK	STL	PTS	+/-
Nov. 7	UTRGV	*	19	1-6	1-3	2-2	2	4	6	3	2	1	0	1	5	10
Nov. 11	@California	*	14	1-2	0-0	0-0	1	2	3	3	0	3	0	0	2	12
Nov. 17	KANSAS CITY		17	1-1	0-0	1-2	4	2	6	0	0	3	1	1	3	0
Nov. 21	vs. Rhode Island	*	16	6-8	0-0	0-1	5	2	7	5	1	2	1	1	12	23
Nov. 22	vs. Nevada	*	27	4-6	0-0	0-2	4	4	8	3	2	0	2	0	8	12
Nov. 23	vs. LSU	*	31	0-2	0-0	2-2	1	0	1	2	1	1	0	1	2	-1
Nov. 30	@Butler	*	25	4-4	0-0	0-0	2	0	2	3	1	1	1	0	8	-9
Dec. 3	WICHITA STATE															
Dec. 6	ABILENE CHRISTIAN															
Dec. 11	INCARNATE WORD															
Dec. 17	NEBRASKA															
Dec. 21	RADFORD															
Dec. 31	WEST VIRGINIA*															
Jan. 3	@Texas*															
Jan. 7	@Baylor*															
Jan. 10	OKLAHOMA STATE*															
Jan. 14	@TCU*															
Jan. 17	KANSAS*															
Jan. 21	TEXAS TECH*															
Jan. 24	@Iowa State*															
Jan. 28	FLORIDA															
Jan. 31	@Kansas*															
Feb. 4	TEXAS*															
Feb. 7	TCU*															
Feb. 11	@Texas Tech*															
Feb. 14	@Oklahoma*															
Feb. 18	IOWA STATE*															
Feb. 21	BAYLOR*															
Feb. 25	@Oklahoma State*															
Mar. 1	OKLAHOMA*															
Mar. 4	@West Virginia*															

## N'GUESSAN'S CAREER STATS

YEAR	GP	GS	Min	Avg.	FGM	FGA	Pct.	3FGM	3FGA	Pct.	FTM	FTA	Pct.	Off	Def	Tot	Avg.	PF	Ast	TO	Blk	Stl	Pts	Avg.
*2019-20 (Fr.)	21	0	202	9.6	21	36	.583	0	2	.000	13	31	.419	15	33	48	2.3	33	8	9	2	6	55	2.6
*2021-22 (So.)	36	0	483	13.4	52	107	.486	4	15	.267	24	45	.533	32	66	98	2.7	56	24	17	22	10	132	3.7
2022-23 (Jr.)	7	6	148	21.2	17	29	.586	1	3	.333	5	9	.556	19	14	33	4.7	19	7	11	5	4	40	5.7
<b>Totals</b>	<b>64</b>	<b>6</b>	<b>833</b>	<b>13.0</b>	<b>90</b>	<b>172</b>	<b>.523</b>	<b>5</b>	<b>20</b>	<b>.250</b>	<b>42</b>	<b>85</b>	<b>.494</b>	<b>66</b>	<b>113</b>	<b>179</b>	<b>2.8</b>	<b>108</b>	<b>39</b>	<b>37</b>	<b>29</b>	<b>20</b>	<b>227</b>	<b>3.5</b>

\*at Virginia Tech

Wildcats

4

G | SR-TR



## TYKEI GREENE

G | 6-4 | 205 | Sr.-TR | Queens, N.Y. | Long Island Lutheran | Manhattan | Stony Brook

@TheGreene40

ty.greene0

2022 All-America East Second Team  
2022 America East All-Academic Team

## SUPERLATIVES

	FR	SO	JR	SR <sub>1</sub>	SR <sub>2</sub>	CAR
10+ Points	4	15	12	23	—	54
20+ Points	—	3	—	7	—	10
30+ Points	—	—	—	—	—	—
4+ 3FGM	1	1	—	2	—	4
5+ Rebounds	8	15	14	24	—	61
10+ Rebounds	—	—	6	11	—	17
2+ Steals	2	6	4	14	1	27
2+ Blocks	—	—	—	3	—	3
Double-Doubles	—	—	5	9	—	14

## PERSONAL HIGHS

## ■ Points

Season 9 vs. UTRGV (11/7/22)

Career 29 at UMBC (2/16/22)

Big 12 —

## ■ Field Goals Made

Season 3, twice

Career 10, twice

Big 12 —

## ■ Field Goals Attempted

Season 8 vs. UTRGV (11/7/22)

Career 19 at UMass-Lowell (2/23/22)

Big 12 —

## ■ 3-Point Field Goals Made

Season 2, twice

Career 5 at Hofstra (12/22/19)

Big 12 —

## ■ 3-Point Field Goals Attempted

Season 4, twice

Career 9 vs Iona (2/22/19)

Big 12 —

## ■ Free Throws Made

Season 1, 4 times

Career 9, twice

Big 12 —

## ■ Free Throws Attempted

Season 4, twice

Career 12 vs. Delaware State (11/12/19)

Big 12 —

## ■ Rebounds

Season 3, twice

Career 14, twice

Big 12 —

## ■ Assists

Season 3 vs. UTRGV (11/7/22)

Career 4, twice

Big 12 —

## ■ Blocked Shots

Season 1 vs. Rhode Island (11/21/22)

Career 2, 3 times

Big 12 —

## ■ Steals

Season 2 vs. Kansas City (11/17/22)

Career 4, twice

Big 12 —

## ■ Minutes

Season 22 vs. UTRGV (11/7/22)

Career 41 vs. Fairfield (12/4/20)

Big 12 —

## SEASON STATS

PPG	RPG	APG	FG%	3FG%	FT%
4.4	1.7	0.7	40.7	35.7	33.3

## GREENE AT A GLANCE

- Has provided a spark from the bench in the first 7 games, averaging 14.9 minutes per game... Has now played in 121 games in college (Manhattan, Stony Brook and K-State) with 88 starts.
- Was the leading scorer off the bench in the win at Cal (11/11/22) with 8 points on 3-of-6 field goals, including 1-of-4 from 3-point range, in 20 minutes.
- Was solid in his first game as a Wildcat, posting a stat line of 9 points, 3 assists, 2 rebounds and 1 steal in 22 minutes vs. UTRGV (11/7/22).
- Has 54 career double-digit scoring games, including 10 games with 20 or more points... Scored in double figures in 35 of 54 games at Stony Brook (2020-22), including in 23 of 31 games as a senior (2021-22) with seven 20-point efforts.
- Has collected 14 career double-doubles (points/rebounds), including 9 in 2021-22... Ranks 4th in Stony Brook history in career double-doubles.
- Had a strong ending to his career at Stony Brook in 2021-22 with 6 of his 7 20-point games coming in the last 9 games, including a career-best 29 points at UMBC (2/16/22) on 9-of-12 shooting... Posted double-doubles in 4 of the last 5 games, including 3 of at least 20 points and 10 rebounds.
- Led the America East in rebounding (8.1 rpg.) in 2021-22, while he ranked in the top-15 in 4 other categories, including 4th in field goal percentage (52.0), 5th in steals (1.4 spg.), 9th in scoring (14.0 ppg.) and 15th in minutes (30.9 mpg.).

## 2022-23 GAME-BY-GAME STATISTICS

Date	Opponent	GS	MIN	FG	3PT	FT	O	D	TR	PF	AST	TO	BLK	STL	PTS	+/-
Nov. 7	UTRGV		22	3-8	2-4	1-4	0	2	2	1	3	0	0	1	9	25
Nov. 11	@California		20	3-6	1-4	1-1	2	1	3	2	0	1	0	0	8	3
Nov. 17	KANSAS CITY		6	1-4	0-1	0-0	0	0	0	4	0	1	0	2	2	6
Nov. 21	vs. Rhode Island		19	2-3	2-2	1-2	2	1	3	0	1	0	1	0	7	7
Nov. 22	vs. Nevada		11	1-2	0-0	0-1	1	0	1	1	1	1	0	0	2	11
Nov. 23	vs. LSU		15	0-1	0-1	1-4	0	1	1	3	0	2	0	1	1	1
Nov. 30	@Butler		11	1-3	0-2	0-0	1	1	2	0	0	0	0	0	2	-13
Dec. 3	WICHITA STATE															
Dec. 6	ABILENE CHRISTIAN															
Dec. 11	INCARNATE WORD															
Dec. 17	NEBRASKA															
Dec. 21	RADFORD															
Dec. 31	WEST VIRGINIA*															
Jan. 3	@Texas*															
Jan. 7	@Baylor*															
Jan. 10	OKLAHOMA STATE*															
Jan. 14	@TCU*															
Jan. 17	KANSAS*															
Jan. 21	TEXAS TECH*															
Jan. 24	@Iowa State*															
Jan. 28	FLORIDA															
Jan. 31	@Kansas*															
Feb. 4	TEXAS*															
Feb. 7	TCU*															
Feb. 11	@Texas Tech*															
Feb. 14	@Oklahoma*															
Feb. 18	IOWA STATE*															
Feb. 21	BAYLOR*															
Feb. 25	@Oklahoma State*															
Mar. 1	OKLAHOMA*															
Mar. 4	@West Virginia*															

## GREENE'S CAREER STATS

YEAR	GP	GS	Min	Avg.	FGM	FGA	Pct.	3FGM	3FGA	Pct.	FTM	FTA	Pct.	Off	Def	Tot	Avg.	PF	Ast	TO	Blk	Stl	Pts	Avg.
*2018-19 (Fr.)	32	13	627	19.6	61	193	.316	21	84	.250	39	68	.574	29	76	105	3.3	51	16	58	2	16	182	5.7
*2019-20 (So.)	28	23	796	28.4	91	245	.371	30	104	.288	60	97	.619	43	87	130	4.6	51	26	56	6	21	272	9.7
**2020-21 (Jr.)	23	22	705	30.7	83	190	.437	23	77	.299	34	62	.548	51	107	158	6.9	48	19	41	4	16	223	9.7
**2021-22 (Sr.)	31	30	961	31.0	159	306	.520	40	94	.426	77	120	.642	88	164	252	8.1	57	35	47	13	43	435	14.0
2022-23 (Sr.)	7	0	104	14.9	11	27	.407	5	14	.357	4	12	.333	6	6	12	1.7	11	5	5	1	4	31	4.4
Totals	121	88	3193	26.4	405	961	.421	119	373	.319	214	359	.596	217	440	657	5.4	218	101	207	26	100	1143	9.4

\*at Manhattan | \*\*at Stony Brook

Wildcats

5

G | SO-TR



## CAM CARTER

G | 6-3 | 190 | So.-TR | Donaldsonville, La. | Oak Hill Academy | Mississippi State

[@camryncarter23](#) [camc.5](#)

## SUPERLATIVES

	FR	SO	JR	SR	CAR
10+ Points	2	1	—	—	3
20+ Points	—	—	—	—	—
30+ Points	—	—	—	—	—
3+ 3FGM	1	1	—	—	2
Double-Doubles	—	—	—	—	—
5+ Rebounds	—	1	—	—	1
5+ Assists	1	—	—	—	1
Multiple Steals	2	2	—	3	7
2+ Blocks	—	—	—	—	—

## PERSONAL HIGHS

## ■ Points

Season 16 vs. Kansas City (11/17/22)

Career 16 vs. Kansas City (11/17/22)

Big 12 —

## ■ Field Goals Made

Season 5 vs. Kansas City (11/17/22)

Career 5 vs. Kansas City (11/17/22)

Big 12 —

## ■ Field Goals Attempted

Season 10 vs. Kansas City (11/17/22)

Career 12 at Alabama (2/16/22)

Big 12 —

## ■ 3-Point Field Goals Made

Season 4 vs. Kansas City (11/17/22)

Career 4 vs. Kansas City (11/17/22)

Big 12 —

## ■ 3-Point Field Goals Attempted

Season 7 vs. Kansas City (11/17/22)

Career 7 vs. Kansas City (11/17/22)

Big 12 —

## ■ Free Throws Made

Season 2, twice

Career 4 at Alabama (2/16/22)

Big 12 —

## ■ Free Throws Attempted

Season 2, 3 times

Career 4, twice

Big 12 —

## ■ Rebounds

Season 7 vs. LSU (11/23/22)

Career 7 vs. LSU (11/23/22)

Big 12 —

## ■ Assists

Season 3 vs. UTRGV (11/7/22)

Career 7 vs. Montana (11/13/21)

Big 12 —

## ■ Blocked Shots

Season 1, twice

Career 1, 5 times

Big 12 —

## ■ Steals

Season 2, 3 times

Career 2, 5 times

Big 12 —

## ■ Minutes

Season 36 vs. Kansas City (11/17/22)

Career 36 vs. Kansas City (11/17/22)

Big 12 —

## SEASON STATS

PPG	RPG	APG	FG%	3FG%	FT%
6.7	2.9	1.0	39.5	36.4	83.3

## CARTER AT A GLANCE

► Has earned the start in the first 7 games, averaging better than 25 minutes... Has seen action in 34 games in college (Mississippi State, K-State) with 11 starts.

► Has the team's second-best +/- after the first 7 games at +70, including the best +/- vs. UTRGV (+29; 11/7/22) and California (+15; 11/11/22).

► Stepped up with a big game in the win over Kansas City (11/17/22), scoring a career-best 16 points on 5-of-10 field goals, including 4-of-7 from 3-point range, with 3 rebounds in a career-high 36 minutes... It was his 1st double-digit scoring game as a Wildcat and 3rd in his college career.

► Was solid in his first game as a Wildcat, totaling 6 points, 3 rebounds, 2 assists, 2 steals and 1 block in just under 25 minutes of action.

## LAST GAME (at Butler 11/30/22)

MIN	PTS	REBS	ASTS	BLKS	STLS
26	2	2	0	0	2

## TOP PERFORMANCES

► Had a career night vs. Kansas City (11/17/22) with a career-best 16 points on 5-of-10 shooting with a career-high 4 3-pointers in a career-best 36 minutes.

► Scored a career-high 15 points in his 1st career start at No. 25 Alabama (2/16/22) while at Mississippi State, going 4-of-12 from the field, including 3-of-6 from 3-point range, and 4-of-4 from the free throw line.

► Totaled 11 points in his first college game vs. North Alabama (11/10/21), going a perfect 4-of-4 from the field and 2-of-2 from the line in 19 minutes.

► Grabbed a career-best 7 rebounds in the win over LSU (11/23/22).

## BACKGROUND

► Transferred to K-State after 1 season (2021-22) at Mississippi State.

► Saw action in 27 of 34 games in his true freshman season at MSU with 4 starts in 2021-22... Played in more games than any other Bulldog freshman with nearly half of his minutes (108 of 227) coming in the last 11 games.

## 2022-23 GAME-BY-GAME STATISTICS

Date	Opponent	GS	MIN	FG	3PT	FT	O	D	TR	PF	AST	TO	BLK	STL	PTS	+/-
Nov. 7	UTRGV	*	25	2-6	1-5	1-2	2	1	3	3	3	2	1	2	6	29
Nov. 11	@California	*	19	1-3	0-1	2-2	0	3	3	4	0	0	1	2	4	15
Nov. 17	KANSAS CITY	*	36	5-10	4-7	2-2	0	3	3	0	0	0	0	0	16	11
Nov. 21	vs. Rhode Island	*	23	3-4	1-1	0-0	0	1	1	2	2	3	0	1	7	21
Nov. 22	vs. Nevada	*	24	2-4	2-3	0-0	0	1	1	3	1	0	0	1	6	-1
Nov. 23	vs. LSU	*	25	3-9	0-3	0-0	0	7	7	3	1	4	0	1	6	8
Nov. 30	@Butler	*	26	1-7	0-2	0-0	0	2	2	4	0	2	0	2	2	-13
Dec. 3	WICHITA STATE															
Dec. 6	ABILENE CHRISTIAN															
Dec. 11	INCARNATE WORD															
Dec. 17	NEBRASKA															
Dec. 21	RADFORD															
Dec. 31	WEST VIRGINIA*															
Jan. 3	@Texas*															
Jan. 7	@Baylor*															
Jan. 10	OKLAHOMA STATE*															
Jan. 14	@TCU*															
Jan. 17	KANSAS*															
Jan. 21	TEXAS TECH*															
Jan. 24	@Iowa State*															
Jan. 28	FLORIDA															
Jan. 31	@Kansas*															
Feb. 4	TEXAS*															
Feb. 7	TCU*															
Feb. 11	@Texas Tech*															
Feb. 14	@Oklahoma*															
Feb. 18	IOWA STATE*															
Feb. 21	BAYLOR*															
Feb. 25	@Oklahoma State*															
Mar. 1	OKLAHOMA*															
Mar. 4	@West Virginia*															

## CARTER'S CAREER STATS

YEAR	GP	GS	Min	Avg.	FGM	FGA	Pct.	3FGM	3FGA	Pct.	FTM	FTA	Pct.	Off	Def	Tot	Avg.	PF	Ast	TO	Blk	Stl	Pts	Avg.
*2021-22 (Fr.)	27	4	227	8.4	20	52	.385	6	20	.300	11	16	.688	4	17	21	0.8	18	25	19	3	11	57	2.1
2022-23 (So.)	7	7	178	25.4	17	43	.395	8	22	.364	5	6	.833	2	18	20	2.9	19	7	11	2	9	47	6.7
Totals	33	10	379	11.5	36	88	.409	14	40	.350	16	22	.727	6	33	39	1.2	33	32	28	5	18	104	3.1

\*at Mississippi State

Wildcats

11

F | SR-TR



# KEYONTAE JOHNSON

F | 6-6 | 230 | Sr-TR | Norfolk, Va. | Oak Hill Academy | Florida

@Keyontae keyontae


 2019-20 First Team All-SEC | 2020-21 Preseason SEC Player of the Year  
 Phillips 66 Big 12 Newcomer of the Week (11/14/22)  
 NCAA March Madness National Player of the Week (11/14/22)

## SUPERLATIVES

	FR	SO	JR	SR <sub>1</sub>	SR <sub>2</sub>	CAR
10+ Points	12	23	3	—	7	45
20+ Points	1	6	1	—	2	10
30+ Points	—	—	—	—	—	—
3+ 3FGM	2	1	—	—	1	4
5+ Rebounds	25	26	1	—	5	57
10+ Rebounds	6	8	1	—	1	16
5+ Assists	—	2	—	—	1	3
2+ Steals	8	11	1	—	3	23
Double-Doubles	4	8	1	—	1	14

## PERSONAL HIGHS

### ■ Points

Season 28 vs. Nevada (11/22/22)

Career 28 vs. Nevada (11/22/22)

Big 12 —

### ■ Field Goals Made

Season 9 at Butler (11/30/22)

Career 11 vs. LSU (2/26/20)

Big 12 —

### ■ Field Goals Attempted

Season 13, twice

Career 17 vs. Baylor (1/25/20)

Big 12 —

### ■ 3-Point Field Goals Made

Season 3 vs. UTRGV (11/7/22)

Career 3, 4 times

Big 12 —

### ■ 3-Point Field Goals Attempted

Season 5, twice

Career 6 at LSU (1/21/20)

Big 12 —

### ■ Free Throws Made

Season 10 vs. Nevada (11/22/22)

Career 15 vs. Arkansas (2/18/20)

Big 12 —

### ■ Free Throws Attempted

Season 11 vs. Nevada (11/22/22)

Career 17 vs. Arkansas (2/18/20)

Big 12 —

### ■ Rebounds

Season 12 at Butler (11/30/22)

Career 13 at Alabama (2/16/19)

Big 12 —

### ■ Assists

Season 6 vs. Kansas City (11/17/22)

Career 6, twice

Big 12 —

### ■ Blocked Shots

Season 1, twice

Career 3 at Missouri (11/11/20)

Big 12 —

### ■ Steals

Season 2, 3 times

Career 4, 4 times

Big 12 —

### ■ Minutes

Season 40 vs. Nevada (11/22/22)

Career 40 vs. Nevada (11/22/22)

Big 12 —

## SEASON STATS

PPG	RPG	APG	FG%	3FG%	FT%
18.0	6.9	2.0	60.0	54.5	88.2

## JOHNSON AT A GLANCE

► Has started the first 7 games, leading the Wildcats in minutes in 4 of those 7 games... Has seen action in 79 games in college (Florida, K-State) with 63 starts.

► Leads the Wildcats in scoring (18.0 ppg.), field goals (42), 3-point field goals (12), rebounding (6.9 rpg.) and minutes (32.4) and 3rd in assists (2.0 apg.).

► Became just the 9th Wildcat to go perfect from the field on 9 or more shots, while posting 20 points, 12 rebounds and 2 steals at Butler (11/30/22).

► Named to the Cayman Islands Classic All-Tournament Team after averaging 19.3 points on 53.6 percent shooting with 6.0 rebounds in 32.2 minutes/game.

► Selected to the *NCAA March Madness* National Player of the Week and the Big 12 Newcomer of the Week on Nov. 14 after averaging 14.5 points, 5.5 rebounds and 2.5 assists in wins over UTRGV (11/7/22) and California (11/11/22).

► Played his first game since Dec. 12, 2020 in the opener vs. UTRGV (11/7/22), posting 13 points, 4 assists and 2 rebounds in a team-high 26 minutes... Tied his career-high for 3-pointers for the 4th time with 3 triples.

► Was part of 3 postseason teams at Florida (2018-22) with a possible fourth cancelled due to COVID-19, including 2 NCAA Tournaments in 2019 and 2021.

► Has 45 career double-digit scoring games, including 10 20-point games... 7 of those 10 20-point games have come vs. Power 6, including 20 vs. Baylor in 2020.

## LAST GAME (at Butler 11/30/22)

MIN	PTS	REBS	ASTS	BLKS	STLS
36	20	12	1	0	2

## TOP PERFORMANCES

► Scored a career-high 28 points vs. Nevada (11/22/22) on 8-of-13 field goals and 10-of-11 free throws, surpassing his previous high of 25 points vs. LSU (2/26/20) while at Florida to go with 11 rebounds, 5 assists, 2 blocks and 2 steals... Became just the 3rd Gator since 1996 with a 25/10/5 stat line.

► Has 14 career double-doubles, including 6 20-point/10-rebound double-doubles... His 1st career 20/10 double-double came vs. Arkansas (3/14/19) with 20 points and 12 rebounds at the SEC Tournament.

► Became 1 of just 8 Gators over the last 25 seasons to post a 24/12 stat line after tallying a 24-point, 12-rebound effort vs. Boston College (12/3/20).

► Was playing his best basketball before the 2019-20 season was cut short due to the COVID-19 pandemic with 13 double-digit scoring games in the last 14 games... Averaged 15.9 points and 7.8 rebounds in the last 14 games of the season, including 4 20-point games and 5 double-doubles.

## BACKGROUND

► Transferred to K-State after 4 seasons (2018-22) at Florida.

► Experienced a medical emergency on Dec. 12, 2020 that sidelined him for much of the junior season (2020-21) and all of his senior season (2021-22)... He was medically cleared in August.

## 2022-23 GAME-BY-GAME STATISTICS

Date	Opponent	GS	MIN	FG	3PT	FT	O	D	TR	PF	AST	TO	BLK	STL	PTS	+/-
Nov. 7	UTRGV	*	26	4-8	3-5	2-2	1	1	2	2	4	4	0	0	13	24
Nov. 11	@California	*	33	6-13	1-2	3-4	3	6	9	2	1	2	1	2	16	12
Nov. 17	KANSAS CITY	*	35	8-12	2-5	1-1	2	5	7	2	6	3	0	2	19	19
Nov. 21	vs. Rhode Island	*	30	3-8	1-4	7-8	0	5	5	4	1	5	0	1	14	19
Nov. 22	vs. Nevada	*	40+	8-13	2-3	10-11	2	7	9	1	1	5	1	1	28	7
Nov. 23	vs. LSU	*	27	4-7	1-1	7-8	1	3	4	4	0	1	0	0	16	-9
Nov. 30	@Butler	*	36	9-9	2-2	0-0	4	8	12	2	1	5	0	2	20	-7
Dec. 3	WICHITA STATE															
Dec. 6	ABILENE CHRISTIAN															
Dec. 11	INCARNATE WORD															
Dec. 17	NEBRASKA															
Dec. 21	RADFORD															
Dec. 31	WEST VIRGINIA*															
Jan. 3	@Texas*															
Jan. 7	@Baylor*															
Jan. 10	OKLAHOMA STATE*															
Jan. 14	@TCU*															
Jan. 17	KANSAS*															
Jan. 21	TEXAS TECH*															
Jan. 24	@Iowa State*															
Jan. 28	FLORIDA															
Jan. 31	@Kansas*															
Feb. 4	TEXAS*															
Feb. 7	TCU*															
Feb. 11	@Texas Tech*															
Feb. 14	@Oklahoma*															
Feb. 18	IOWA STATE*															
Feb. 21	BAYLOR*															
Feb. 25	@Oklahoma State*															
Mar. 1	OKLAHOMA*															
Mar. 4	@West Virginia*															

## JOHNSON'S CAREER STATS

YEAR	GP	GS	Min	Avg.	FGM	FGA	Pct.	3FGM	3FGA	Pct.	FTM	FTA	Pct.	Off	Def	Tot	Avg.	PF	Ast	TO	Blk	Stl	Pts	Avg.
*2018-19 (Fr.)	36	20	855	23.8	111	236	.470	23	63	.365	45	70	.643	68	161	229	6.4	84	44	48	12	38	290	8.1
*2019-20 (So.)	31	31	969	31.3	166	305	.544	30	79	.380	73	95	.768	54	167	221	7.1	88	49	53	10	38	435	14.0
*2020-21 (Jr.)	4	4	80	20.0	25	39	.641	3	7	.429	11	14	.786	2	16	18	4.5	6	5	11	0	4	64	16.0
2021-22 (Jr.)	1	1	0	0.2	0	0	.000	0	0	.000	0	0	.000	0	0	0	0.0	0	0	0	0	0	0	0.0
2022-23 (Sr.)	7	7	227	32.4	42	70	.600	12	22	.545	30	34	.882	13	35	48	6.9	17	14	25	2	8	126	18.0
Totals	79	63	2131	27.0	344	650	.529	68	171	.398	159	213	.746	137	379	516	6.5	195	112	137	24	88	915	11.6

\*at Florida

Wildcats



12

G | SO-TR



## ANTHONY THOMAS

G | 6-7 | 190 | So.-TR | Washington, D.C. | Olympus Prep | UT-Martin | Tallahassee CC

@\_antdinero

antdinero\_

## SUPERLATIVES

	FR	SO	JR	SR	CAR
10+ Points	7	—	—	—	7
20+ Points	2	—	—	—	2
30+ Points	—	—	—	—	—
3+ 3FGM	5	—	—	—	5
Double-Doubles	—	—	—	—	—
5+ Rebounds	4	—	—	—	4
5+ Assists	—	—	—	—	—
Multiple Steals	5	—	—	—	5
2+ Blocks	3	—	—	—	3

## PERSONAL HIGHS

## ■ Points

Season —

Career 24 vs. SIUE (1/30/21)

Big 12 —

## ■ Field Goals Made

Season —

Career 9 vs. SIUE (1/30/21)

Big 12 —

## ■ Field Goals Attempted

Season —

Career 16, twice

Big 12 —

## ■ 3-Point Field Goals Made

Season —

Career 3, 5 times

Big 12 —

## ■ 3-Point Field Goals Attempted

Season —

Career 7 vs. Bethel (12/15/20)

Big 12 —

## ■ Free Throws Made

Season —

Career 4, twice

Big 12 —

## ■ Free Throws Attempted

Season —

Career 6 vs. SE Missouri State (12/15/20)

Big 12 —

## ■ Rebounds

Season —

Career 6, twice

Big 12 —

## ■ Assists

Season —

Career 2 vs. Eastern Kentucky (2/18/21)

Big 12 —

## ■ Blocked Shots

Season —

Career 2, 3 times

Big 12 —

## ■ Steals

Season —

Career 3 vs. Murray State (1/16/21)

Big 12 —

## ■ Minutes

Season —

Career 35 vs. SE Missouri State (12/15/20)

Big 12 —

## SEASON STATS

PPG	RPG	APG	FG%	3FG%	FT%
—	—	—	—	—	—

## THOMAS AT A GLANCE

► Expected to redshirt the season.

## LAST GAME

MIN	PTS	REBS	ASTS	BLKS	STLS
—	—	—	—	—	—

## TOP PERFORMANCES

► Scored a career-high 24 points vs. SIUE (1/30/21), connecting on 9-of-14 from the field, including 3-of-5 from beyond the arc.

► Became the first Skyhawk freshman to score at least 20 points vs. an OVC opponent since 2012 when he went for a team-high 21 points at Belmont (1/9/21) to go along with a season-best 6 rebounds and 2 steals in 22 minutes.

## BACKGROUND

► Transferred to K-State after playing at Tallahassee Community College.

► Began his college career in 2020-21 at UT-Martin, where he saw action in 22 of 24 games with 4 starts as a true freshman... In addition to navigating the pandemic, he dealt with the sudden loss of his head coach **Anthony Stewart**.

## 2022-23 GAME-BY-GAME STATISTICS

Date	Opponent	GS	MIN	FG	3PT	FT	O	D	TR	PF	AST	TO	BLK	STL	PTS	+/-
Nov. 7	UTRGV	—	—	—	—	—	—	—	—	—	—	—	—	—	—	—
Nov. 11	@California	—	—	—	—	—	—	—	—	—	—	—	—	—	—	—
Nov. 17	KANSAS CITY	—	—	—	—	—	—	—	—	—	—	—	—	—	—	—
Nov. 21	vs. Rhode Island	—	—	—	—	—	—	—	—	—	—	—	—	—	—	—
Nov. 22	vs. Nevada	—	—	—	—	—	—	—	—	—	—	—	—	—	—	—
Nov. 23	vs. LSU	—	—	—	—	—	—	—	—	—	—	—	—	—	—	—
Nov. 30	@Butler	—	—	—	—	—	—	—	—	—	—	—	—	—	—	—
Dec. 3	WICHITA STATE															
Dec. 6	ABILENE CHRISTIAN															
Dec. 11	INCARNATE WORD															
Dec. 17	NEBRASKA															
Dec. 21	RADFORD															
Dec. 31	WEST VIRGINIA*															
Jan. 3	@Texas*															
Jan. 7	@Baylor*															
Jan. 10	OKLAHOMA STATE*															
Jan. 14	@TCU*															
Jan. 17	KANSAS*															
Jan. 21	TEXAS TECH*															
Jan. 24	@Iowa State*															
Jan. 28	FLORIDA															
Jan. 31	@Kansas*															
Feb. 4	TEXAS*															
Feb. 7	TCU*															
Feb. 11	@Texas Tech*															
Feb. 14	@Oklahoma*															
Feb. 18	IOWA STATE*															
Feb. 21	BAYLOR*															
Feb. 25	@Oklahoma State*															
Mar. 1	OKLAHOMA*															
Mar. 4	@West Virginia*															

## THOMAS' CAREER STATS

YEAR	GP	GS	Min	Avg.	FGM	FGA	Pct.	3FGM	3FGA	Pct.	FTM	FTA	Pct.	Off	Def	Tot	Avg.	PF	Ast	TO	Blk	Stl	Pts	Avg.
*2020-21 (Fr.)	22	4	529	24.1	75	199	.377	23	75	.307	25	33	.758	19	42	61	2.8	41	15	33	7	15	198	9.0
2022-23 (So.)	—	—	—	—	—	—	—	—	—	—	—	—	—	—	—	—	—	—	—	—	—	—	—	—
Totals	22	4	529	24.1	75	199	.377	23	75	.307	25	33	.758	19	42	61	2.8	41	15	33	7	15	198	9.0

\*at UT-Martin

Wildcats

13

G | SR-TR



# DESI SILLS

G | 6-2 | 200 | Sr.-TR | Jonesboro, Ark. | Jonesboro | Arkansas | Arkansas State

@desisills3

desisills3

2020-21 Preseason All-SEC Team  
2021 SEC Winter Honor Roll

## SUPERLATIVES

	FR	SO	JR	SR <sub>1</sub>	SR <sub>2</sub>	CAR
10+ Points	5	17	10	18	4	54
20+ Points	—	3	2	3	—	8
30+ Points	—	—	—	—	—	—
4+ 3FGM	1	3	2	—	—	6
5+ Rebounds	—	5	5	7	2	19
10+ Rebounds	—	—	1	—	—	1
5+ Assists	4	—	1	4	2	11
2+ Steals	3	9	8	13	2	35
Double-Doubles	—	—	1	—	—	1

## PERSONAL HIGHS

### ■ Points

Season 17 at Butler (11/30/22)

Career 25 at Arkansas-Pine Bluff (12/8/21)

Big 12 —

### ■ Field Goals Made

Season 8 at Butler (11/30/22)

Career 8, 6 times

Big 12 —

### ■ Field Goals Attempted

Season 15 at Butler (11/30/22)

Career 15, 5 times

Big 12 —

### ■ 3-Point Field Goals Made

Season 1, twice

Career 5, twice

Big 12 —

### ■ 3-Point Field Goals Attempted

Season 4 at Butler (11/30/22)

Career 8, 3 times

Big 12 —

### ■ Free Throws Made

Season 4 vs. UTRGV (11/7/22)

Career 8 vs. Auburn (1/20/21)

Big 12 —

### ■ Free Throws Attempted

Season 4, twice

Career 10 vs. Auburn (1/20/21)

Big 12 —

### ■ Rebounds

Season 6 at California (11/11/22)

Career 10 vs. Oral Roberts (12/20/20)

Big 12 —

### ■ Assists

Season 5, twice

Career 9 at Texas Tech (12/14/21)

Big 12 —

### ■ Blocked Shots

Season 1 at California (11/11/22)

Career 2, twice

Big 12 —

### ■ Steals

Season 3 vs. Rhode Islands (11/21/22)

Career 5 vs. Georgia Southern (1/1/22)

Big 12 —

### ■ Minutes

Season 33 vs. LSU (11/23/22)

Career 41 vs. Auburn (2/4/20)

Big 12 —

## SEASON STATS

PPG	RPG	APG	FG%	3FG%	FT%
10.1	3.1	2.6	50.0	15.4	86.7

## SILLS AT A GLANCE

► Has been another spark off the bench in first 7 games, averaging 24.6 minutes per game which is tops among all reserves... Has now played in 133 games in his career with 74 starts... His 133 games rank among the top-25 nationally.

► Ranks 3rd in scoring (10.1 ppg.), assists (2.6 apg.) and minutes (27.2 mpg.).

► Has back-to-back double-digit scoring games, including 17 points (all in the 2nd half) at Butler (11/30/22) on 8-of-15 shooting in 29 minutes.

► Was clutch in the win over LSU (11/23/22), scoring 16 points off the bench on 6-of-9 field goals to go with 5 assists in a season-high 33 minutes... Also big in the win over Kansas City (11/17/22), scoring 10 of the team's last 12 points.

► Was solid in his first game as a Wildcat, posting a stat line of 10 points, 5 rebounds and 3 assists in 18 minutes vs. UTRGV (11/7/22).

► Has 54 career double-digit scoring games, including 8 games with 20 or more points... Scored in double figures in 32 of 98 games played at Arkansas (2018-21).

► Saw action in 28 of 29 games with 27 starts in his lone year at Arkansas State in 2021-22, helping the Red Wolves to highest win total (18) in 5 seasons.

► Started his career at Arkansas, where he averaged 7.7 points on 43 percent shooting with 2.3 rebounds and 1.5 assists in 22.8 minutes per game... Was the only Razorback to play in all 98 of the team's games during that span (2018-21).

## 2022-23 GAME-BY-GAME STATISTICS

Date	Opponent	GS	MIN	FG	3PT	FT	O	D	TR	PF	AST	TO	BLK	STL	PTS	+/-
Nov. 7	UTRGV		18	3-6	0-1	4-4	0	5	5	2	3	3	0	0	10	16
Nov. 11	@California		29	1-4	0-1	2-2	1	5	6	2	0	0	1	1	4	-7
Nov. 17	KANSAS CITY		25	4-9	0-2	3-4	1	1	2	2	5	2	0	0	11	10
Nov. 21	vs. Rhode Island		27	3-8	0-1	0-0	1	0	1	4	1	5	0	3	6	1
Nov. 22	vs. Nevada		28	3-5	0-1	1-1	1	3	4	4	3	3	0	0	7	8
Nov. 23	vs. LSU		33	6-9	1-3	3-3	0	1	1	0	5	2	0	0	16	5
Nov. 30	@Butler		29	8-15	1-4	0-1	0	3	3	2	1	0	0	2	17	-12
Dec. 3	WICHITA STATE															
Dec. 6	ABILENE CHRISTIAN															
Dec. 11	INCARNATE WORD															
Dec. 17	NEBRASKA															
Dec. 21	RADFORD															
Dec. 31	WEST VIRGINIA*															
Jan. 3	@Texas*															
Jan. 7	@Baylor*															
Jan. 10	OKLAHOMA STATE*															
Jan. 14	@TCU*															
Jan. 17	KANSAS*															
Jan. 21	TEXAS TECH*															
Jan. 24	@Iowa State*															
Jan. 28	FLORIDA															
Jan. 31	@Kansas*															
Feb. 4	TEXAS*															
Feb. 7	TCU*															
Feb. 11	@Texas Tech*															
Feb. 14	@Oklahoma*															
Feb. 18	IOWA STATE*															
Feb. 21	BAYLOR*															
Feb. 25	@Oklahoma State*															
Mar. 1	OKLAHOMA*															
Mar. 4	@West Virginia*															

## SILLS' CAREER STATS

YEAR	GP	GS	Min	Avg.	FGM	FGA	Pct.	3FGM	3FGA	Pct.	FTM	FTA	Pct.	Off	Def	Tot	Avg.	PF	Ast	TO	Blk	Stl	Pts	Avg.
*2018-19 (Fr.)	34	8	576	16.9	55	125	.440	29	63	.460	40	57	.702	12	31	43	1.3	68	58	53	0	21	179	5.3
*2019-20 (So.)	32	24	1000	31.2	117	275	.425	47	143	.329	59	91	.648	20	75	95	3.0	96	39	44	5	30	340	10.6
*2020-21 (Jr.)	32	15	669	20.9	83	193	.430	27	85	.318	46	68	.676	19	68	87	2.7	52	51	34	6	33	239	7.5
**2021-22 (Sr.)	28	27	835	29.8	127	285	.446	26	102	.255	72	99	.727	18	83	101	3.6	70	79	70	7	51	352	12.6
2022-23 (Sr.)	7	0	190	27.2	28	56	.500	2	13	.154	13	15	.867	4	18	22	3.1	16	18	15	1	6	71	10.1
<b>Totals</b>	<b>133</b>	<b>74</b>	<b>3271</b>	<b>24.6</b>	<b>410</b>	<b>934</b>	<b>.439</b>	<b>131</b>	<b>406</b>	<b>.323</b>	<b>230</b>	<b>330</b>	<b>.697</b>	<b>73</b>	<b>275</b>	<b>348</b>	<b>2.6</b>	<b>302</b>	<b>245</b>	<b>216</b>	<b>19</b>	<b>141</b>	<b>1181</b>	<b>8.9</b>

\*at Arkansas | \*\*at Arkansas State

Wildcats

15

F | FR.-HS



# TAJ MANNING

F | 6-7 | 220 | Fr.-HS | Grandview, Mo. | La Lumiere [Ind.] School

@TajManning

taj.manning

## SUPERLATIVES

	FR	SO	JR	SR	CAR
10+ Points	—	—	—	—	—
20+ Points	—	—	—	—	—
2+ 3FGM	—	—	—	—	—
Double-Double	—	—	—	—	—
5+ Rebounds	—	—	—	—	—
10+ Rebounds	—	—	—	—	—
3+ Assists	—	—	—	—	—
Multiple Steals	—	—	—	—	—
2+ Blocks	—	—	—	—	—

## PERSONAL HIGHS

### ■ Points

Season	—
Career	—
Big 12	—

### ■ Field Goals Made

Season	—
Career	—
Big 12	—

### ■ Field Goals Attempted

Season	—
Career	—
Big 12	—

### ■ 3-Point Field Goals Made

Season	—
Career	—
Big 12	—

### ■ 3-Point Field Goals Attempted

Season	—
Career	—
Big 12	—

### ■ Free Throws Made

Season	—
Career	—
Big 12	—

### ■ Free Throws Attempted

Season	—
Career	—
Big 12	—

### ■ Rebounds

Season	—
Career	—
Big 12	—

### ■ Assists

Season	—
Career	—
Big 12	—

### ■ Blocked Shots

Season	—
Career	—
Big 12	—

### ■ Steals

Season	—
Career	—
Big 12	—

### ■ Minutes

Season	—
Career	—
Big 12	—

## SEASON STATS

PPG	RPG	APG	FG%	3FG%	FT%
—	—	—	—	—	—

## MANNING AT A GLANCE

► Expected to redshirt the season.

## LAST GAME

MIN	PTS	REBS	ASTS	BLKS	STLS
—	—	—	—	—	—

## TOP PERFORMANCES

► Has not seen any action.

## BACKGROUND

► Was signed by the previous coaching staff on Nov. 10, 2021.

► Played locally at Grandview (2018-20) and Bishop Miege High Schools (2020-21) in the Kansas City area, winning a Missouri Class 4A title with a 29-2 record with the Bulldogs and a Kansas Class 6A title with a 22-1 record with the Stags.

## 2022-23 GAME-BY-GAME STATISTICS

Date	Opponent	GS	MIN	FG	3PT	FT	O	D	TR	PF	AST	TO	BLK	STL	PTS	+/-
Nov. 7	UTRGV	—	—	—	—	—	—	—	—	—	—	—	—	—	—	—
Nov. 11	@California	—	—	—	—	—	—	—	—	—	—	—	—	—	—	—
Nov. 17	KANSAS CITY	—	—	—	—	—	—	—	—	—	—	—	—	—	—	—
Nov. 21	vs. Rhode Island	—	—	—	—	—	—	—	—	—	—	—	—	—	—	—
Nov. 22	vs. Nevada	—	—	—	—	—	—	—	—	—	—	—	—	—	—	—
Nov. 23	vs. LSU	—	—	—	—	—	—	—	—	—	—	—	—	—	—	—
Nov. 30	@Butler	—	—	—	—	—	—	—	—	—	—	—	—	—	—	—
Dec. 3	WICHITA STATE	—	—	—	—	—	—	—	—	—	—	—	—	—	—	—
Dec. 6	ABILENE CHRISTIAN	—	—	—	—	—	—	—	—	—	—	—	—	—	—	—
Dec. 11	INCARNATE WORD	—	—	—	—	—	—	—	—	—	—	—	—	—	—	—
Dec. 17	NEBRASKA	—	—	—	—	—	—	—	—	—	—	—	—	—	—	—
Dec. 21	RADFORD	—	—	—	—	—	—	—	—	—	—	—	—	—	—	—
Dec. 31	WEST VIRGINIA*	—	—	—	—	—	—	—	—	—	—	—	—	—	—	—
Jan. 3	@Texas*	—	—	—	—	—	—	—	—	—	—	—	—	—	—	—
Jan. 7	@Baylor*	—	—	—	—	—	—	—	—	—	—	—	—	—	—	—
Jan. 10	OKLAHOMA STATE*	—	—	—	—	—	—	—	—	—	—	—	—	—	—	—
Jan. 14	@TCU*	—	—	—	—	—	—	—	—	—	—	—	—	—	—	—
Jan. 17	KANSAS*	—	—	—	—	—	—	—	—	—	—	—	—	—	—	—
Jan. 21	TEXAS TECH*	—	—	—	—	—	—	—	—	—	—	—	—	—	—	—
Jan. 24	@Iowa State*	—	—	—	—	—	—	—	—	—	—	—	—	—	—	—
Jan. 28	FLORIDA	—	—	—	—	—	—	—	—	—	—	—	—	—	—	—
Jan. 31	@Kansas*	—	—	—	—	—	—	—	—	—	—	—	—	—	—	—
Feb. 4	TEXAS*	—	—	—	—	—	—	—	—	—	—	—	—	—	—	—
Feb. 7	TCU*	—	—	—	—	—	—	—	—	—	—	—	—	—	—	—
Feb. 11	@Texas Tech*	—	—	—	—	—	—	—	—	—	—	—	—	—	—	—
Feb. 14	@Oklahoma*	—	—	—	—	—	—	—	—	—	—	—	—	—	—	—
Feb. 18	IOWA STATE*	—	—	—	—	—	—	—	—	—	—	—	—	—	—	—
Feb. 21	BAYLOR*	—	—	—	—	—	—	—	—	—	—	—	—	—	—	—
Feb. 25	@Oklahoma State*	—	—	—	—	—	—	—	—	—	—	—	—	—	—	—
Mar. 1	OKLAHOMA*	—	—	—	—	—	—	—	—	—	—	—	—	—	—	—
Mar. 4	@West Virginia*	—	—	—	—	—	—	—	—	—	—	—	—	—	—	—

## MANNING'S CAREER STATS

YEAR	GP	GS	Min	Avg.	FGM	FGA	Pct.	3FGM	3FGA	Pct.	FTM	FTA	Pct.	Off	Def	Tot	Avg.	PF	Ast	TO	Blk	Stl	Pts	Avg.
2022-23 (Fr.)	—	—	—	—	—	—	—	—	—	—	—	—	—	—	—	—	—	—	—	—	—	—	—	—
Totals	—	—	—	—	—	—	—	—	—	—	—	—	—	—	—	—	—	—	—	—	—	—	—	—

Wildcats



SUPERLATIVES

	FR	SO	JR	SR	CAR
10+ Points	—	—	—	—	—
20+ Points	—	—	—	—	—
2+ 3FGM	—	—	—	—	—
Double-Double	—	—	—	—	—
5+ Rebounds	—	—	—	—	—
10+ Rebounds	—	—	—	—	—
3+ Assists	—	—	—	—	—
Multiple Steals	—	—	—	—	—
2+ Blocks	—	—	—	—	—

PERSONAL HIGHS

■ Points	
Season	—
Career	2 vs. ULM (11/9/21)
Big 12	—
■ Field Goals Made	
Season	—
Career	1 vs. ULM (11/9/21)
Big 12	—
■ Field Goals Attempted	
Season	—
Career	2, twice
Big 12	—
■ 3-Point Field Goals Made	
Season	—
Career	—
Big 12	—
■ 3-Point Field Goals Attempted	
Season	—
Career	1 vs. Northwestern State (12/14/21)
Big 12	—
■ Free Throws Made	
Season	—
Career	—
Big 12	—
■ Free Throws Attempted	
Season	—
Career	—
Big 12	—
■ Rebounds	
Season	—
Career	2, twice
Big 12	—
■ Assists	
Season	—
Career	1, twice
Big 12	—
■ Blocked Shots	
Season	—
Career	1, 3 times
Big 12	—
■ Steals	
Season	—
Career	1, twice
Big 12	—
■ Minutes	
Season	—
Career	9 vs. ULM (11/9/21)
Big 12	—

COLBERT'S CAREER STATS

YEAR	GP	GS	Min	Avg.	FGM	FGA	Pct.	3FGM	3FGA	Pct.	FTM	FTA	Pct.	Off	Def	Tot	Avg.	PF	Ast	TO	Blk	Stl	Pts	Avg.
*2021-22 (Fr.)	4	0	26	6.6	1	4	.250	0	1	.000	0	0	.000	2	3	5	1.3	5	2	1	3	2	2	0.5
2022-23 (So.)	—	—	—	—	—	—	—	—	—	—	—	—	—	—	—	—	—	—	—	—	—	—	—	—
Totals	4	0	26	6.6	1	4	.250	0	1	.000	0	0	.000	2	3	5	1.3	5	2	1	3	2	2	0.5

\*at LSU

SEASON STATS

PPG	RPG	APG	FG%	3FG%	FT%
—	—	—	—	—	—

COLBERT AT A GLANCE

► Expected to redshirt the season.

LAST GAME

MIN	PTS	REBS	ASTS	BLKS	STLS
—	—	—	—	—	—

TOP PERFORMANCES

► Has not seen any action.

BACKGROUND

- Transferred to K-State after 1 season (2021-22) at LSU.
- Was the first-ever signee for first-year head coach **Jerome Tang**.
- Helped lead Houston [Tenn.] High School to their first-ever Class 3A State Championship in 2020-21 while playing for former NBA player **Mike Miller**.


2022-23 GAME-BY-GAME STATISTICS

Date	Opponent	GS	MIN	FG	3PT	FT	O	D	TR	PF	AST	TO	BLK	STL	PTS	+/-
Nov. 7	UTRGV		—	—	—	—	—	—	—	—	—	—	—	—	—	—
Nov. 11	@California		—	—	—	—	—	—	—	—	—	—	—	—	—	—
Nov. 17	KANSAS CITY		—	—	—	—	—	—	—	—	—	—	—	—	—	—
Nov. 21	vs. Rhode Island		—	—	—	—	—	—	—	—	—	—	—	—	—	—
Nov. 22	vs. Nevada		—	—	—	—	—	—	—	—	—	—	—	—	—	—
Nov. 23	vs. LSU		—	—	—	—	—	—	—	—	—	—	—	—	—	—
Nov. 30	@Butler		—	—	—	—	—	—	—	—	—	—	—	—	—	—
Dec. 3	WICHITA STATE															
Dec. 6	ABILENE CHRISTIAN															
Dec. 11	INCARNATE WORD															
Dec. 17	NEBRASKA															
Dec. 21	RADFORD															
Dec. 31	WEST VIRGINIA*															
Jan. 3	@Texas*															
Jan. 7	@Baylor*															
Jan. 10	OKLAHOMA STATE*															
Jan. 14	@TCU*															
Jan. 17	KANSAS*															
Jan. 21	TEXAS TECH*															
Jan. 24	@Iowa State*															
Jan. 28	FLORIDA															
Jan. 31	@Kansas*															
Feb. 4	TEXAS*															
Feb. 7	TCU*															
Feb. 11	@Texas Tech*															
Feb. 14	@Oklahoma*															
Feb. 18	IOWA STATE*															
Feb. 21	BAYLOR*															
Feb. 25	@Oklahoma State*															
Mar. 1	OKLAHOMA*															
Mar. 4	@West Virginia*															



21

G | SR-TR




## NATE AWBREY

G | 6-3 | 190 | Sr-TR | Manhattan, Kan. | Manhattan | Manhattan Christian College



@Nawbrey33

2021-22 NCAA Pete Maravich Finalist  
2-time NCAA Scholar-Athlete

## SUPERLATIVES

	FR	SO	JR	SR <sub>1</sub>	SR <sub>2</sub>	CAR
10+ Points	—	—	—	—	—	—
20+ Points	—	—	—	—	—	—
30+ Points	—	—	—	—	—	—
3+ 3FGM	—	—	—	—	—	—
5+ Rebounds	—	—	—	—	—	—
10+ Rebounds	—	—	—	—	—	—
5+ Assists	—	—	—	—	—	—
2+ Steals	—	—	—	—	—	—
Double-Doubles	—	—	—	—	—	—

## PERSONAL HIGHS

## ■ Points

Season	—
Career	—
Big 12	—

## ■ Field Goals Made

Season	—
Career	—
Big 12	—

## ■ Field Goals Attempted

Season	1, twice
Career	1, twice
Big 12	—

## ■ 3-Point Field Goals Made

Season	—
Career	—
Big 12	—

## ■ 3-Point Field Goals Attempted

Season	—
Career	—
Big 12	—

## ■ Free Throws Made

Season	—
Career	—
Big 12	—

## ■ Free Throws Attempted

Season	—
Career	—
Big 12	—

## ■ Rebounds

Season	—
Career	—
Big 12	—

## ■ Assists

Season	1, vs. UTRGV (11/7/22)
Career	1, vs. UTRGV (11/7/22)
Big 12	—

## ■ Blocked Shots

Season	—
Career	—
Big 12	—

## ■ Steals

Season	—
Career	—
Big 12	—

## ■ Minutes

Season	2, vs. UTRGV (11/7/22)
Career	2, vs. UTRGV (11/7/22)
Big 12	—

## AWBREY'S CAREER STATS

YEAR	GP	GS	Min	Avg.	FGM	FGA	Pct.	3FGM	3FGA	Pct.	FTM	FTA	Pct.	Off	Def	Tot	Avg.	PF	Ast	TO	Blk	Stl	Pts	Avg.
*2018-19 (Fr.)	23	—	644	28.0	128	268	.478	28	69	.406	54	73	.740	16	110	126	5.5	—	75	—	1	12	338	14.7
*2019-20 (So.)	24	7	539	22.5	67	165	.406	24	68	.353	51	62	.823	11	68	79	3.3	44	58	28	0	22	209	8.7
*2020-21 (Jr.)	22	19	593	27.0	115	236	.487	16	55	.291	45	56	.804	42	69	111	5.0	31	56	27	3	21	291	13.2
*2021-22 (Sr.)	26	21	538	20.7	69	158	.437	12	45	.267	44	55	.800	16	64	80	3.1	20	55	27	0	14	194	7.5
2022-23 (Sr.)	2	0	3	1.4	0	2	.000	0	0	.000	0	0	.000	0	0	0	0.0	0	1	0	0	0	0	0.0
Totals	2	0	3	1.4	0	2	.000	0	0	.000	0	0	.000	0	0	0	0.0	0	1	0	0	0	0	0.0

## SEASON STATS

PPG	RPG	APG	FG%	3FG%	FT%
0.0	0.0	0.5	0.0	—	—

## AWBREY AT A GLANCE

► Local product who opted to walk-on for his final year of eligibility after playing 4 seasons (2018-22) at Manhattan Christian College, which plays in the National Christian College Athletic Association... Helped the Thunder to 3 consecutive trips to the NCAA Tournament, including a Final Four berth in 2022.

► Has seen action in 2 games this season off the bench... Played in 95 games with countless starts in his time at Manhattan Christian College.

► Saw his first action as a Wildcat in the opener with UTRGV (11/7/22), dishing out an assist in 2 minutes with 1 shot attempt.

► One of 5 1,000-point scorers on the K-State roster, becoming the 26th player in MCC history to eclipse 1,000 career points with 1,032 in his 95-game career.

► Rehabbed from a torn ACL in the 2021 NCAA National Tournament to play his senior season in 2021-22 at MCC.

## LAST GAME (vs. Rhode Island 11/21/22)

MIN	PTS	REBS	ASTS	BLKS	STLS
0+	0	0	0	0	0

## TOP PERFORMANCES

► Scored his career-high of 25 points vs. Ozark Christian (2/7/20).

► Collected a career-best 13 rebounds at Kansas Christian (2/13/21).

## BACKGROUND

► Also played soccer at Manhattan Christian College

► Comes from an athletic family... Mom, **Teri**, played basketball at Fort Hays State, while brother, **Gabe**, played basketball and soccer at MCC... Cousin, **Shawn Rhodes**, played at basketball at K-State, scoring nearly 1,000 points from 1995-99.

## 2022-23 GAME-BY-GAME STATISTICS

Date	Opponent	GS	MIN	FG	3PT	FT	O	D	TR	PF	AST	TO	BLK	STL	PTS	+/-
Nov. 7	UTRGV	2	0-1	0-0	0-0	0	0	0	0	0	1	0	0	0	0	0
Nov. 11	@California	—	—	—	—	—	—	—	—	—	—	—	—	—	—	—
Nov. 17	KANSAS CITY	—	—	—	—	—	—	—	—	—	—	—	—	—	—	—
Nov. 21	vs. Rhode Island	0+	0-1	0-0	0-0	0	0	0	0	0	0	0	0	0	0	-3
Nov. 22	vs. Nevada	—	—	—	—	—	—	—	—	—	—	—	—	—	—	—
Nov. 23	vs. LSU	—	—	—	—	—	—	—	—	—	—	—	—	—	—	—
Nov. 30	@Butler	—	—	—	—	—	—	—	—	—	—	—	—	—	—	—
Dec. 3	WICHITA STATE	—	—	—	—	—	—	—	—	—	—	—	—	—	—	—
Dec. 6	ABILENE CHRISTIAN	—	—	—	—	—	—	—	—	—	—	—	—	—	—	—
Dec. 11	INCARNATE WORD	—	—	—	—	—	—	—	—	—	—	—	—	—	—	—
Dec. 17	NEBRASKA	—	—	—	—	—	—	—	—	—	—	—	—	—	—	—
Dec. 21	RADFORD	—	—	—	—	—	—	—	—	—	—	—	—	—	—	—
Dec. 31	WEST VIRGINIA*	—	—	—	—	—	—	—	—	—	—	—	—	—	—	—
Jan. 3	@Texas*	—	—	—	—	—	—	—	—	—	—	—	—	—	—	—
Jan. 7	@Baylor*	—	—	—	—	—	—	—	—	—	—	—	—	—	—	—
Jan. 10	OKLAHOMA STATE*	—	—	—	—	—	—	—	—	—	—	—	—	—	—	—
Jan. 14	@TCU*	—	—	—	—	—	—	—	—	—	—	—	—	—	—	—
Jan. 17	KANSAS*	—	—	—	—	—	—	—	—	—	—	—	—	—	—	—
Jan. 21	TEXAS TECH*	—	—	—	—	—	—	—	—	—	—	—	—	—	—	—
Jan. 24	@Iowa State*	—	—	—	—	—	—	—	—	—	—	—	—	—	—	—
Jan. 28	FLORIDA	—	—	—	—	—	—	—	—	—	—	—	—	—	—	—
Jan. 31	@Kansas*	—	—	—	—	—	—	—	—	—	—	—	—	—	—	—
Feb. 4	TEXAS*	—	—	—	—	—	—	—	—	—	—	—	—	—	—	—
Feb. 7	TCU*	—	—	—	—	—	—	—	—	—	—	—	—	—	—	—
Feb. 11	@Texas Tech*	—	—	—	—	—	—	—	—	—	—	—	—	—	—	—
Feb. 14	@Oklahoma*	—	—	—	—	—	—	—	—	—	—	—	—	—	—	—
Feb. 18	IOWA STATE*	—	—	—	—	—	—	—	—	—	—	—	—	—	—	—
Feb. 21	BAYLOR*	—	—	—	—	—	—	—	—	—	—	—	—	—	—	—
Feb. 25	@Oklahoma State*	—	—	—	—	—	—	—	—	—	—	—	—	—	—	—
Mar. 1	OKLAHOMA*	—	—	—	—	—	—	—	—	—	—	—	—	—	—	—
Mar. 4	@West Virginia*	—	—	—	—	—	—	—	—	—	—	—	—	—	—	—

Wildcats

\*at Manhattan Christian College



C | 6-10 | 220 | Sr.-TR | Ibadan, Nigeria | Greenforest-McCalep Christian | Stetson | Arkansas | Hofstra

 baybe\_iyiola



2018 Atlantic Sun [ASUN] All-Freshman Team

	FR	SO	JR	SR <sub>1</sub>	SR <sub>2</sub>	CAR
<b>10+ Points</b>	18	15	—	6	1	40
<b>15+ Points</b>	6	8	—	2	—	16
<b>20+ Points</b>	1	2	—	—	—	3
<b>30+ Points</b>	—	—	—	—	—	—
<b>5+ Rebounds</b>	23	25	—	21	1	70
<b>10+ Rebounds</b>	4	10	—	9	—	23
<b>2+ Steals</b>	2	10	—	6	—	18
<b>2+ Blocks</b>	3	10	—	5	—	18
<b>Double-Doubles</b>	4	8	—	4	—	16

<b>Season</b>	21 vs. Kansas City (11/17/22)
<b>Career</b>	34, twice
<b>Big 12</b>	—

PPG	RPG	BPG	FG%	3FG%	FT%
3.0	2.3	0.2	50.0	—	66.7

► Named to the 2018 Atlantic Sun [ASUN] All-Freshman Team at Stetson after averaging 10.1 points on 51.9 percent shootign with 6.2 rebounds per game.

[illegible]

MIN	PTS	REBS	ASTS	BLKS	STLS
7	2	4	0	1	1

► Scored 18 points on 7-of-11 shooting to go with 14 rebounds in Hofstra's upset win at Arkansas (12/18/21), where he played in 2019-21.

► Earned a bachelor's degree in business administration from Hofstra in May 2022... Working towards a master's degree in personal financial planning.

YEAR	GP	GS	Min	Avg.	FGM	FGA	Pct.	3FGM	3FGA	Pct.	FTM	FTA	Pct.	Off	Def	Tot	Avg.	PF	Ast	TO	Blk	Stl	Pts	Avg.
*2017-18 (Fr.)	32	8	615	19.2	139	268	.519	0	3	.000	44	65	.677	77	122	199	6.2	97	5	35	21	16	322	10.1
**2018-19 (So.)	31	31	710	22.9	135	279	.484	1	8	.125	63	86	.733	85	150	235	7.6	88	14	40	37	30	334	10.8
**2019-20 (Jr.)			Redshirt																					
**2020-21 (Rjr.)	1	0	2	1.6	0	0	.000	0	0	.000	0	0	.000	0	1	1	1.0	0	0	0	0	0	0	0.0
***2021-22 (Sr.)	28	25	565	20.2	84	133	.632	0	1	.000	32	42	.762	84	116	200	7.1	77	15	17	17	21	200	7.1
2022-23 (Sr.)	6	1	72	11.9	8	16	.500	0	0	.000	2	3	.667	4	10	14	2.3	9	2	8	1	2	18	3.0
Totals	98	65	1964	20.0	366	696	.526	1	12	.083	141	196	.719	250	399	649	6.6	271	36	100	76	69	874	8.9

*Wildcats*

\*at Stetson | \*\*at Arkansas | \*\*\*at Hofstra

24

G | FR.-HS



## DORIAN FINISTER

G | 6-5 | 190 | Fr.-HS | New Orleans, La. | Carver

@doo4three

doodagoat

## SUPERLATIVES

	FR	SO	JR	SR	CAR
10+ Points	—	—	—	—	—
20+ Points	—	—	—	—	—
30+ Points	—	—	—	—	—
3+ 3FGM	—	—	—	—	—
Double-Doubles	—	—	—	—	—
5+ Rebounds	—	—	—	—	—
5+ Assists	—	—	—	—	—
Multiple Steals	—	—	—	—	—
2+ Blocks	—	—	—	—	—

## PERSONAL HIGHS

## ■ Points

Season	2 vs. Rhode Island (11/21/22)
Career	2 vs. Rhode Island (11/21/22)
Big 12	—

## ■ Field Goals Made

Season	1 vs. Rhode Island (11/21/22)
Career	1 vs. Rhode Island (11/21/22)
Big 12	—

## ■ Field Goals Attempted

Season	3, vs. UTRGV (11/7/22)
Career	3, vs. UTRGV (11/7/22)
Big 12	—

## ■ 3-Point Field Goals Made

Season	—
Career	—
Big 12	—

## ■ 3-Point Field Goals Attempted

Season	—
Career	—
Big 12	—

## ■ Free Throws Made

Season	—
Career	—
Big 12	—

## ■ Free Throws Attempted

Season	—
Career	—
Big 12	—

## ■ Rebounds

Season	3, vs. UTRGV (11/7/22)
Career	3, vs. UTRGV (11/7/22)
Big 12	—

## ■ Assists

Season	2, vs. UTRGV (11/7/22)
Career	2, vs. UTRGV (11/7/22)
Big 12	—

## ■ Blocked Shots

Season	—
Career	—
Big 12	—

## ■ Steals

Season	1 vs. Rhode Island (11/21/22)
Career	1 vs. Rhode Island (11/21/22)
Big 12	—

## ■ Minutes

Season	13, vs. UTRGV (11/7/22)
Career	13, vs. UTRGV (11/7/22)
Big 12	—

## FINISTER CAREER STATS

YEAR	GP	GS	Min	Avg.	FGM	FGA	Pct.	3FGM	3FGA	Pct.	FTM	FTA	Pct.	Off	Def	Tot	Avg.	PF	Ast	TO	Blk	Stl	Pts	Avg.
2022-23 (Fr.)	4	0	25	6.3	1	4	.250	0	0	.000	0	0	.000	0	6	6	1.5	1	3	1	0	1	2	0.5
Totals	4	0	25	6.3	1	4	.250	0	0	.000	0	0	.000	0	6	6	1.5	1	3	1	0	1	2	0.5

## SEASON STATS

PPG	RPG	APG	FG%	3FG%	FT%
0.5	1.5	0.8	25.0	—	—

## FINISTER AT A GLANCE

► Was expected to redshirt but played well enough in the preseason to earn the opportunity to play right away... Has played in 4 of the first 7 games, including the opener vs. UTRGV (11/7/22).

► Scored his first career points in the win over Rhode Island (11/21/22), hitting his only field goal attempt to go with 2 rebounds, 1 assist and 1 steal in nearly 10 minutes of action off the bench.

## LAST GAME (at Butler 11/30/22)

MIN	PTS	REBS	ASTS	BLKS	STLS
0+	0	0	0	0	0

## TOP PERFORMANCES

► Scored his first career points vs. Rhode Island (11/21/22).

► Grabbed 3 rebounds and dished out 2 assists vs. UTRGV (11/7/22).

## BACKGROUND

► Helped Carver High to an 88-16 record and 3 consecutive LHSAAA Class 4A Final Fours (2020, 2021, 2022), including a 33-5 record and state title in 2022.

► Scored more than 1,300 points in his 103-game career at Carver, where he averaged 12.7 points, 7.3 rebounds, 4.5 assists, 1.8 steals and 1.5 blocks.

## 2022-23 GAME-BY-GAME STATISTICS

Date	Opponent	GS	MIN	FG	3PT	FT	O	D	TR	PF	AST	TO	BLK	STL	PTS	+/-
Nov. 7	UTRGV		13	0-3	0-0	0-0	0	3	3	0	2	0	0	0	0	4
Nov. 11	@California	—	—	—	—	—	—	—	—	—	—	—	—	—	—	—
Nov. 17	KANSAS CITY		2	0-0	0-0	0-0	0	1	1	0	0	0	0	0	0	-3
Nov. 21	vs. Rhode Island		10	1-1	0-0	0-0	0	2	2	1	1	0	0	1	2	-2
Nov. 22	vs. Nevada	—	—	—	—	—	—	—	—	—	—	—	—	—	—	—
Nov. 23	vs. LSU	—	—	—	—	—	—	—	—	—	—	—	—	—	—	—
Nov. 30	@Butler		0+	0-0	0-0	0-0	0	0	0	0	0	1	0	0	0	-1
Dec. 3	WICHITA STATE															
Dec. 6	ABILENE CHRISTIAN															
Dec. 11	INCARNATE WORD															
Dec. 17	NEBRASKA															
Dec. 21	RADFORD															
Dec. 31	WEST VIRGINIA*															
Jan. 3	@Texas*															
Jan. 7	@Baylor*															
Jan. 10	OKLAHOMA STATE*															
Jan. 14	@TCU*															
Jan. 17	KANSAS*															
Jan. 21	TEXAS TECH*															
Jan. 24	@Iowa State*															
Jan. 28	FLORIDA															
Jan. 31	@Kansas*															
Feb. 4	TEXAS*															
Feb. 7	TCU*															
Feb. 11	@Texas Tech*															
Feb. 14	@Oklahoma*															
Feb. 18	IOWA STATE*															
Feb. 21	BAYLOR*															
Feb. 25	@Oklahoma State*															
Mar. 1	OKLAHOMA*															
Mar. 4	@West Virginia*															

Wildcats

25  
F | JR.-1L



# ISMAEL [ISH] MASSOUD

F | 6-9 | 225 | Jr.-1L | East Harlem, N.Y. | The MacDuffie School | Wake Forest

@IsmaelMassoud

ishhhy\_masss

## SUPERLATIVES

	FR	SO <sub>1</sub>	SO <sub>2</sub>	JR	SR	CAR
10+ Points	4	7	11	1	—	23
15+ Points	—	2	3	—	—	5
20+ Points	—	1	—	—	—	1
2+ 3FGM	10	10	9	1	—	30
Double-Doubles	—	—	—	—	—	—
5+ Rebounds	2	7	6	—	—	15
3+ Assists	—	1	1	—	—	2
Multiple Steals	2	2	7	—	—	11
2+ Blocks	1	—	2	—	—	3

## PERSONAL HIGHS

### ■ Points

Season	10 vs UTRGV (11/7/22)
Career	31 vs. Pittsburgh (1/23/21)
Big 12	13, 3 times

### ■ Field Goals Made

Season	3 vs UTRGV (11/7/22)
Career	10 vs. Pittsburgh (1/23/21)
Big 12	5, 3 times

### ■ Field Goals Attempted

Season	6 vs UTRGV (11/7/22)
Career	14 vs. Pittsburgh (1/23/21)
Big 12	13 at West Virginia (1/8/22)

### ■ 3-Point Field Goals Made

Season	2 vs UTRGV (11/7/22)
Career	8 vs. Pittsburgh (1/23/21)
Big 12	3, twice

### ■ 3-Point Field Goals Attempted

Season	3, twice
Career	10 vs. Pittsburgh (1/23/21)
Big 12	7, twice

### ■ Free Throws Made

Season	2 vs UTRGV (11/7/22)
Career	8 vs West Virginia (2/14/22)
Big 12	8 vs West Virginia (2/14/22)

### ■ Free Throws Attempted

Season	2 vs UTRGV (11/7/22)
Career	10 vs West Virginia (2/14/22)
Big 12	10 vs West Virginia (2/14/22)

### ■ Rebounds

Season	3 vs UTRGV (11/7/22)
Career	8 at Duke (1/9/21)
Big 12	5 at West Virginia (1/8/22)

### ■ Assists

Season	2 at Butler (11/30/22)
Career	3 at Pittsburgh (3/2/21)
Big 12	1, 4 times

### ■ Blocked Shots

Season	1 at Butler (11/30/22)
Career	2, 3 times
Big 12	1, 4 times

### ■ Steals

Season	1 at California (11/11/22)
Career	4 at Texas Tech (2/28/22)
Big 12	4 at Texas Tech (2/28/22)

### ■ Minutes

Season	23 at Butler (11/30/22)
Career	35 vs. West Virginia (3/9/22)
Big 12	35 vs. Texas (1/4/22)

## SEASON STATS

PPG	RPG	APG	FG%	3FG%	FT%
4.2	1.3	0.3	37.5	41.7	100

## MASSOUD AT A GLANCE

- Has come off the bench in the first 7 games, averaging 12.1 minutes per game... Did not play vs. Kansas City (11/17/22) due to the flu.
- Was one of just 2 Wildcats to play in all 31 games in 2021-22... Has now seen action 37 career games at K-State with 18 starts, while he has played in 90 total games with 26 starts in his college career (Wake Forest, K-State).
- Scored 10 points off the bench in the opener vs. UTRGV (11/7/22) on 3-of-6 shooting, including 2-of-3 from 3-point range.
- Now has 23 career double-digit scoring games, including a career-best 31-point performance vs. Pittsburgh (1/23/21) on 10-of-14 field goals with 8 triples.
- Had a strong end to the 2021-22 season, averaging 10.7 points in the last 3 games... Collecting a career-best 4 steals to go with 8 points and 3 rebounds at No. 12/12 Texas Tech (2/28/22)... Totaled 13 points, 6 rebounds, 2 blocks and 2 steals vs. West Virginia (3/9/22) in Big 12 Championship.
- Had 11 double-digit scoring games in 2021-22, including 5 in Big 12 play... Scored a season-high 17 points vs. Green Bay (12/12/21) on 5-of-5 field goals, including 4-of-4 from 3-point range, and 3-of-3 free throws.
- Finished 4th on the team in 3-point field goals (36), knocking down at least 2 treys in 9 games, including a season-best 4-of-4 effort vs. Green Bay (12/12/21)... Has 110 3-pointers in his career, posting 2 or more triples in 30 of 89 games.

## 2022-23 GAME-BY-GAME STATISTICS

Date	Opponent	GS	MIN	FG	3PT	FT	O	D	TR	PF	AST	TO	BLK	STL	PTS	+/-
Nov. 7	UTRGV		14	3-6	2-3	2-2	2	1	3	2	0	0	0	0	10	1
Nov. 11	@California		10	1-5	1-3	0-0	2	0	2	0	0	3	0	1	3	-8
Nov. 17	KANSAS CITY		—	—	—	—	—	—	—	—	—	—	—	—	—	—
Nov. 21	vs. Rhode Island		15	2-4	1-2	0-0	1	0	1	2	0	0	1	0	5	2
Nov. 22	vs. Nevada		10	2-3	1-1	0-0	1	1	2	2	0	0	0	0	5	0
Nov. 23	vs. LSU		0+	0-1	0-1	0-0	0	0	0	0	0	0	0	0	0	-3
Nov. 30	@Butler		23	1-5	0-2	0-0	0	0	0	0	2	1	1	0	2	10
Dec. 3	WICHITA STATE															
Dec. 6	ABILENE CHRISTIAN															
Dec. 11	INCARNATE WORD															
Dec. 17	NEBRASKA															
Dec. 21	RADFORD															
Dec. 31	WEST VIRGINIA*															
Jan. 3	@Texas*															
Jan. 7	@Baylor*															
Jan. 10	OKLAHOMA STATE*															
Jan. 14	@TCU*															
Jan. 17	KANSAS*															
Jan. 21	TEXAS TECH*															
Jan. 24	@Iowa State*															
Jan. 28	FLORIDA															
Jan. 31	@Kansas*															
Feb. 4	TEXAS*															
Feb. 7	TCU*															
Feb. 11	@Texas Tech*															
Feb. 14	@Oklahoma*															
Feb. 18	IOWA STATE*															
Feb. 21	BAYLOR*															
Feb. 25	@Oklahoma State*															
Mar. 1	OKLAHOMA*															
Mar. 4	@West Virginia*															

## LAST GAME (at Butler 11/30/22)

MIN	PTS	REBS	ASTS	BLKS	STLS
23	2	0	2	1	0

## TOP PERFORMANCES

- Scored in double figures in 3 consecutive games for the first time as a Wildcat, pouring in a season-high 17 points in the win over Green Bay (12/12/21) on perfect shooting (5-of-5, 4-of-4 on 3-pointers, 3-of-3 on free throws).
- Broke out of a scoring slump with a big game vs. Marquette (12/8/21), scoring a then season-high 16 points on 6-of-14 field goals, including 2-of-6 from 3-point range, with 6 rebounds, an assist and steal in a season-high 33 minutes.
- Had career-best in points come in an epic game against Pittsburgh (1/23/21), scoring 31 points on 10-of-14 field goals, including 8-of-10 from 3-point range, in 34 minutes... One of 7 Wake players in school history to hit 8 triples in a game.
- Transferred to K-State after 2 seasons (2019-21) at Wake Forest, seeing action in all 53 games as a Demon Deacon with 8 starts.
- Played for the PSA Cardinals on the Nike EYBL circuit, where he played alongside Orlando Magic guard **Cole Anthony**, Charlotte Hornet guard **James Bouknight** and former Wichita State guard **Tyson Etienne**.
- Mother, **Alicia Rodriguez-Barrera**, played basketball at Houston and was a starter as a junior (1996-97) and senior (1997-98)... Brother, **Sofian**, spent 2 years as a quarterback at Houston before transferring to Hampton in 2022.

## MASSOUD'S CAREER STATS

YEAR	GP	GS	Min	Avg.	FGM	FGA	Pct.	3FGM	3FGA	Pct.	FTM	FTA	Pct.	Off	Def	Tot	Avg.	PF	Ast	TO	Blk	Stl	Pts	Avg.
*2019-20 (Fr.)	31	0	376	12.1	47	122	.385	33	83	.398	22	29	.759	6	57	63	2.0	31	9	23	12	10	149	4.8
*2020-21 (So.)	22	8	478	21.7	58	170	.341	36	107	.336	30	41	.732	16	59	75	3.4	41	11	32	1	8	182	8.3
2021-22 (So.)	31	18	752	24.3	70	193	.363	36	108	.333	35	40	.875	17	70	87	2.8	60	10	24	11	23	211	6.8
2022-23 (Jr.)	6	0	73	12.1	9	24	.375	5	12	.417	2	2	1.000	6	2	8	1.3	6	2	4	2	1	25	4.2
Totals	90	26	1678	18.6	184	509	.361	110	310	.355	89	112	.795	45	188	233	2.6	138	32	83	26	42	567	6.3

\*at Wake Forest

Wildcats



35

F | JR.-TR



## NAE'QWAN TOMLIN

F | 6-10 | 210 | Jr.-TR | Harlem, N.Y. | Urban Assembly School | Chipola [Fla.] College

@Nae\_Ratty

nae\_ratty

2022 NJCAA Honorable Mention All-American  
2022 NJCAA Region 8 Tournament MVP

## SUPERLATIVES

	FR	SO	JR1	JR2	SR	CAR
10+ Points	—	—	—	3	—	3
20+ Points	—	—	—	—	—	—
30+ Points	—	—	—	—	—	—
4+ 3FGM	—	—	—	—	—	—
5+ Rebounds	—	—	—	3	—	3
10+ Rebounds	—	—	—	—	—	—
2+ Steals	—	—	—	1	—	1
2+ Blocks	—	—	—	2	—	2
Double-Doubles	—	—	—	—	—	—

## PERSONAL HIGHS

## ■ Points

Season 15 vs. Rhode Island (11/21/22)

Career 15 vs. Rhode Island (11/21/22)

Big 12 —

## ■ Field Goals Made

Season 6 vs. UTRGV (11/7/22)

Career 6 vs. UTRGV (11/7/22)

Big 12 —

## ■ Field Goals Attempted

Season 12 vs. UTRGV (11/7/22)

Career 12 vs. UTRGV (11/7/22)

Big 12 —

## ■ 3-Point Field Goals Made

Season 1, 3 times

Career 1, 3 times

Big 12 —

## ■ 3-Point Field Goals Attempted

Season 4 at California (11/11/22)

Career 4 at California (11/11/22)

Big 12 —

## ■ Free Throws Made

Season 4, twice

Career 4, twice

Big 12 —

## ■ Free Throws Attempted

Season 5 vs. Rhode Island (11/21/22)

Career 5 vs. Rhode Island (11/21/22)

Big 12 —

## ■ Rebounds

Season 8 vs. UTRGV (11/7/22)

Career 8 vs. UTRGV (11/7/22)

Big 12 —

## ■ Assists

Season 2 vs. LSU (11/23/22)

Career 2 vs. LSU (11/23/22)

Big 12 —

## ■ Blocked Shots

Season 5 vs. Rhode Island (11/21/22)

Career 5 vs. Rhode Island (11/21/22)

Big 12 —

## ■ Steals

Season 3 vs. Kansas City (11/17/22)

Career 3 vs. Kansas City (11/17/22)

Big 12 —

## ■ Minutes

Season 38 vs. Nevada (11/22/22)

Career 38 vs. Nevada (11/22/22)

Big 12 —

## SEASON STATS

PPG	RPG	BPG	FG%	3FG%	FT%
8.3	4.9	1.1	36.4	20.0	83.3

## TOMLIN AT A GLANCE

► The junior college transfer has started all 7 games, averaging 25.5 minutes per game... Played in 79 games in junior college with 52 starts.

► Has 2 seasons of eligibility left after playing 3 seasons at the junior college level at Monroe College (2019-20) and Chipola College (2020-22)... Helped Chipola to a 53-11 record in his 2 seasons, including back-to-back trips to the semifinals of the NJCAA National Tournament.

► Leads the Wildcats in blocks (8), while he is 2nd in rebounding (4.9 rpg.) and 4th in scoring (8.3 ppg.).

► Scored in double figures in the first 2 games, including a season-high 14 points vs. UTRGV (11/7/22) on 6-of-12 field goals and 2-of-3 free throws.

► Had a season-high 15 points vs. Rhode Island (11/21/22) on 5-of-8 shooting and 4-of-5 free throws to go with 6 rebounds and 5 blocks... The 5 blocks were the most by a Wildcat since **Jordan Henriquez-Roberts** also had 5 vs. La Salle in 2013 and tied many others for the 10th-most in a game.

► Was solid all-around in the win over Kansas City (11/17/22) with 9 points, 7 rebounds and 3 steals in 26 minutes.

► One of 5 1,000-point scorers on the K-State roster after scoring 1,011 points in his JUCO career at Monroe College (2019-20) and Chipola College (2020-22).

## LAST GAME (at Butler 11/30/22)

MIN	PTS	REBS	ASTS	BLKS	STLS
14	0	4	0	0	1

## TOP PERFORMANCES

► Scored a season-high 15 points in the win over Rhode Island (11/21/22) on 5-of-8 field goals, including 1-of-2 from 3-point range, and 4-of-5 from the free throw line to go with 6 rebounds and 5 blocks in 26 minutes.

► Totaled a near double-double in his first game as a Wildcat with 14 points on 6-of-12 shooting with 8 rebounds in 20 minutes vs. UTRGV (11/7/22).

## BACKGROUND

► Transferred to K-State after 2 seasons (2020-22) at Chipola College.

► Started his college career at Monroe College in 2019-20 before transferring to Chipola College and playing 2 seasons.

► Did not play high school basketball.

## 2022-23 GAME-BY-GAME STATISTICS

Date	Opponent	GS	MIN	FG	3PT	FT	O	D	TR	PF	AST	TO	BLK	STL	PTS	+/-
Nov. 7	UTRGV	*	20	6-12	0-3	2-3	3	5	8	4	0	1	1	0	14	14
Nov. 11	@California	*	26	4-9	1-4	2-2	0	2	2	2	0	1	2	1	11	14
Nov. 17	KANSAS CITY	*	26	3-11	0-1	3-4	4	3	7	3	1	4	0	3	9	1
Nov. 21	vs. Rhode Island	*	26	5-8	1-2	4-5	1	5	6	2	1	1	5	0	15	14
Nov. 22	vs. Nevada	*	38	2-6	1-2	4-4	0	4	4	1	1	0	0	0	9	6
Nov. 23	vs. LSU	*	29	0-4	0-1	0-0	2	1	3	3	2	1	0	1	0	9
Nov. 30	@Butler	*	14	0-5	0-2	0-0	2	2	4	3	0	1	0	1	0	-20
Dec. 3	WICHITA STATE															
Dec. 6	ABILENE CHRISTIAN															
Dec. 11	INCARNATE WORD															
Dec. 17	NEBRASKA															
Dec. 21	RADFORD															
Dec. 31	WEST VIRGINIA*															
Jan. 3	@Texas*															
Jan. 7	@Baylor*															
Jan. 10	OKLAHOMA STATE*															
Jan. 14	@TCU*															
Jan. 17	KANSAS*															
Jan. 21	TEXAS TECH*															
Jan. 24	@Iowa State*															
Jan. 28	FLORIDA															
Jan. 31	@Kansas*															
Feb. 4	TEXAS*															
Feb. 7	TCU*															
Feb. 11	@Texas Tech*															
Feb. 14	@Oklahoma*															
Feb. 18	IOWA STATE*															
Feb. 21	BAYLOR*															
Feb. 25	@Oklahoma State*															
Mar. 1	OKLAHOMA*															
Mar. 4	@West Virginia*															


## TOMLIN'S CAREER STATS

YEAR	GP	GS	Min	Avg.	FGM	FGA	Pct.	3FGM	3FGA	Pct.	FTM	FTA	Pct.	Off	Def	Tot	Avg.	PF	Ast	TO	Blk	Stl	Pts	Avg.
2022-23 (Jr.)	7	7	178	25.5	20	55	.364	3	15	.200	15	18	.833	12	22	34	4.9	18	5	9	8	6	58	8.3
Totals	7	7	178	25.5	20	55	.364	3	15	.200	15	18	.833	12	22	34	4.9	18	5	9	8	6	58	8.3

Wildcats

43

G | FR.-HS



## PEYTON ACKERMAN

G | 5-10 | 150 | Fr.-HS | Oklahoma City, Okla. | Epic Charter School



@\_peytonackerman



2ezpeyton

## SUPERLATIVES

	FR	SO	JR	SR	CAR
10+ Points	—	—	—	—	—
20+ Points	—	—	—	—	—
30+ Points	—	—	—	—	—
3+ 3FGM	—	—	—	—	—
Double-Doubles	—	—	—	—	—
5+ Rebounds	—	—	—	—	—
5+ Assists	—	—	—	—	—
Multiple Steals	—	—	—	—	—
2+ Blocks	—	—	—	—	—

## PERSONAL HIGHS

## ■ Points

Season —

Career —

Big 12 —

## ■ Field Goals Made

Season —

Career —

Big 12 —

## ■ Field Goals Attempted

Season —

Career —

Big 12 —

## ■ 3-Point Field Goals Made

Season —

Career —

Big 12 —

## ■ 3-Point Field Goals Attempted

Season —

Career —

Big 12 —

## ■ Free Throws Made

Season —

Career —

Big 12 —

## ■ Free Throws Attempted

Season —

Career —

Big 12 —

## ■ Rebounds

Season —

Career —

Big 12 —

## ■ Assists

Season —

Career —

Big 12 —

## ■ Blocked Shots

Season —

Career —

Big 12 —

## ■ Steals

Season —

Career —

Big 12 —

## ■ Minutes

Season —

Career —

Big 12 —

## SEASON STATS

PPG	RPG	APG	FG%	3FG%	FT%
—	—	—	—	—	—

## ACKERMAN AT A GLANCE

► Expected to redshirt the season.

## LAST GAME

MIN	PTS	REBS	ASTS	BLKS	STLS
—	—	—	—	—	—

## TOP PERFORMANCES

► Has not seen any action.

## BACKGROUND

► Opted to walk-on at K-State for the 2022-23 season.

► One of 3 true freshmen, along **Dorian Finister** and **Taj Manning**.

► Played at Epic Charter School in Oklahoma City, helping the team to a 39-15 record as a senior in 2021-22.

## 2022-23 GAME-BY-GAME STATISTICS

Date	Opponent	GS	MIN	FG	3PT	FT	O	D	TR	PF	AST	TO	BLK	STL	PTS	+/-
Nov. 7	UTRGV	—	—	—	—	—	—	—	—	—	—	—	—	—	—	—
Nov. 11	@California	—	—	—	—	—	—	—	—	—	—	—	—	—	—	—
Nov. 17	KANSAS CITY	—	—	—	—	—	—	—	—	—	—	—	—	—	—	—
Nov. 21	vs. Rhode Island	—	—	—	—	—	—	—	—	—	—	—	—	—	—	—
Nov. 22	vs. Nevada	—	—	—	—	—	—	—	—	—	—	—	—	—	—	—
Nov. 23	vs. LSU	—	—	—	—	—	—	—	—	—	—	—	—	—	—	—
Nov. 30	@Butler	—	—	—	—	—	—	—	—	—	—	—	—	—	—	—
Dec. 3	WICHITA STATE	—	—	—	—	—	—	—	—	—	—	—	—	—	—	—
Dec. 6	ABILENE CHRISTIAN	—	—	—	—	—	—	—	—	—	—	—	—	—	—	—
Dec. 11	INCARNATE WORD	—	—	—	—	—	—	—	—	—	—	—	—	—	—	—
Dec. 17	NEBRASKA	—	—	—	—	—	—	—	—	—	—	—	—	—	—	—
Dec. 21	RADFORD	—	—	—	—	—	—	—	—	—	—	—	—	—	—	—
Dec. 31	WEST VIRGINIA*	—	—	—	—	—	—	—	—	—	—	—	—	—	—	—
Jan. 3	@Texas*	—	—	—	—	—	—	—	—	—	—	—	—	—	—	—
Jan. 7	@Baylor*	—	—	—	—	—	—	—	—	—	—	—	—	—	—	—
Jan. 10	OKLAHOMA STATE*	—	—	—	—	—	—	—	—	—	—	—	—	—	—	—
Jan. 14	@TCU*	—	—	—	—	—	—	—	—	—	—	—	—	—	—	—
Jan. 17	KANSAS*	—	—	—	—	—	—	—	—	—	—	—	—	—	—	—
Jan. 21	TEXAS TECH*	—	—	—	—	—	—	—	—	—	—	—	—	—	—	—
Jan. 24	@Iowa State*	—	—	—	—	—	—	—	—	—	—	—	—	—	—	—
Jan. 28	FLORIDA	—	—	—	—	—	—	—	—	—	—	—	—	—	—	—
Jan. 31	@Kansas*	—	—	—	—	—	—	—	—	—	—	—	—	—	—	—
Feb. 4	TEXAS*	—	—	—	—	—	—	—	—	—	—	—	—	—	—	—
Feb. 7	TCU*	—	—	—	—	—	—	—	—	—	—	—	—	—	—	—
Feb. 11	@Texas Tech*	—	—	—	—	—	—	—	—	—	—	—	—	—	—	—
Feb. 14	@Oklahoma*	—	—	—	—	—	—	—	—	—	—	—	—	—	—	—
Feb. 18	IOWA STATE*	—	—	—	—	—	—	—	—	—	—	—	—	—	—	—
Feb. 21	BAYLOR*	—	—	—	—	—	—	—	—	—	—	—	—	—	—	—
Feb. 25	@Oklahoma State*	—	—	—	—	—	—	—	—	—	—	—	—	—	—	—
Mar. 1	OKLAHOMA*	—	—	—	—	—	—	—	—	—	—	—	—	—	—	—
Mar. 4	@West Virginia*	—	—	—	—	—	—	—	—	—	—	—	—	—	—	—

## ACKERMAN'S CAREER STATS

YEAR	GP	GS	Min	Avg.	FGM	FGA	Pct.	3FGM	3FGA	Pct.	FTM	FTA	Pct.	Off	Def	Tot	Avg.	PF	Ast	TO	Blk	Stl	Pts	Avg.
2022-23 (Fr.)	—	—	—	—	—	—	—	—	—	—	—	—	—	—	—	—	—	—	—	—	—	—	—	—
Totals	—	—	—	—	—	—	—	—	—	—	—	—	—	—	—	—	—	—	—	—	—	—	—	—

Wildcats