



K-STATE MEN'S BASKETBALL

// 2021-22 GAME NOTES

31 NCAA TOURNAMENT APPEARANCES ■ 4 FINAL FOUR [1948, 1951, 1958, 1964] ■ 21 CONFERENCE TITLES

THE MATCHUP // GAME 18



—/— **K-STATE WILDCATS**
[10-7, 2-4 Big 12]

VS

7/7 **KANSAS JAYHAWKS**
[15-2, 4-1 Big 12]



Head Coach: Bruce Weber [Wisconsin-Milwaukee '78]
Record at K-State: 180-137/10th Year
Career Record: 493-292/24th Year
vs. Kansas: 3-19 [3-6 at home]

NCAA NET: 63
Ken Pom: 55



Head Coach: Bill Self [Oklahoma State '85]
Record at Kansas: 537-120/19th Year
Career Record: 744-225/29th Year
vs. K-State: 37-6 [14-5 on the road]

NCAA NET: 7
Ken Pom: 8

Saturday, January 22, 2022 ■ 3:01 p.m. (CT) ■ Manhattan, Kan. ■ Bramlage Coliseum [11,684] ■ Big 12 Now

K-STATE HOSTS 7/7 KANSAS IN SUNFLOWER SHOWDOWN

► Kansas State (10-7, 2-4 Big 12) returns home to Bramlage Coliseum on Saturday afternoon, as the Wildcats play host to No. 7/7 Kansas (15-2, 4-1 Big 12) at 3 p.m., CT, in the 296th edition of the Dillons Sunflower Showdown. It is the sixth-most played rivalry dating to 1907 and third-most continuously played (116 years) in NCAA Division I history.

► K-State will honor the historical accomplishments of **Gene Wilson** (1950-52, 1954-56), who became the first black player to receive a basketball scholarship to the school and was one of the first to break the color barrier in the Big Seven Conference. The team will wear special shooting shirts with Wilson's name and number as well as a patch on the uniform.

► Saturday's matchup continues a gauntlet of 4 consecutive games against Top 25 opponents (vs. 19/19 Texas Tech, at 23/22 Texas, 7/7 Kansas and at 5/6 Baylor) to finish off the first half of Big 12 play.



K-State will honor Gene Wilson, who in 1951 became the first black player to earn a basketball scholarship from the school and joined Kansas' LaVannes Squires to break the color barrier in the Big Seven Conference in 1951-52.

► The win at No. 23/22 Texas marked just the second time that all 10 healthy scholarship players this season were available after K-State played short-handed in losses to 14/16 Texas (8 players) and West Virginia (9 players) and without coach **Bruce Weber**, before nearly everyone except senior **Mike McGuirl** returned for the home game vs. TCU on Jan. 12.

► As pivotal as the defense was down the stretch against No. 23/22 Texas, the offense was just as impressive, as K-State scored 66 points on the nation's No. 2 scoring defense (54.5), including the most allowed at the Erwin Center this year. The Wildcats connected on 46.3 percent (25-of-54), including 38.9 percent (7-of-18) from 3-point range, and managed just 10 turnovers. The team was even better in the second half, scoring 35 points on 54.2 percent (13-of-24) shooting, including 62.5 percent (5-of-8) from long range.

► Fifth-year senior **Mark Smith** led 3 Wildcats in double figures with his second 20-point effort of the Big 12 season, scoring 22 points on 9-of-14 shooting, including 2-of-5 from 3-point range, while adding a team-best 8 rebounds. The Big 12 leader in rebounding in both overall (8.3 rpg.) and conference-only (9.0 rpg.), he also ranks second in field goal percentage (51.6) in league games.

► The 3 transfers (**Ish Massoud**, **Nowell** and **Smith**) continue to play a major role in the Wildcats' play this season. The trio have been responsible for 43 percent (503) of the team's scoring and 42 percent (255) of its rebounding. They are averaging 29.6 points, 15.0 rebounds, 7.1 assists and 4.2 steals per game.

► K-State ranks among the top-30 in 3 defensive categories, including 26th in scoring defense (61.3), 28th in field goal percentage defense (39.4) and fifth in 3-point field goal percentage defense (26.4).

SERIES HISTORY

Overall _____ Kansas leads 201-94
Big 12 era _____ Kansas leads 54-6 [44-6 in regular season]
Current Streak _____ Kansas, 5
In Manhattan _____ Kansas leads 80-48
At Bramlage Coliseum _____ Kansas leads 28-5
Last Meeting _____ L, 41-59 [2/17/21 in Manhattan, Kan.]
Weber vs. Self _____ 3-19 [3-6 at home]

OPENING TIP

► K-State won its second consecutive game against a Top 25 opponent, as the Wildcats held No. 23/22 Texas scoreless in the last 3:31 of the game en route to posting a 66-65 win over the Longhorns on Tuesday night. Sophomore **Nijel Pack's** layup off a feed from junior **Markquis Nowell** proved to be the game-winner with 1:13 to play. Nowell, who played perhaps his worst game of the season, proved instrumental in the waning minutes, knocking down a pair of free throws to close the gap to 1 point before the game-winning assist.

► The victories over No. 19/19 Texas Tech (62-51) and No. 23/22 Texas (66-65) marked the first time in nearly 3 seasons that K-State has won back-to-back games over ranked opponents since winning 4 straight (No. 20 Iowa State, No. 20 Oklahoma, No. 14 Texas Tech and No. 13 Kansas) from Jan. 12-Feb. 5, 2019. It also snapped losing streaks to both the Red Raiders (4 games) and Longhorns (5 games), while also ending Texas' 11-game winning streak at the Erwin Center.

► It was reversal of recent fortunes for K-State, which had led or been tied in the second half in each of its first 4 Big 12 losses, including a heartbreaking 60-57 loss to TCU at home on Jan. 12. Six of the 7 losses have come by a total of 25 points, including 8 points to No. 13/12 Arkansas (64-72), No. 14/15 Illinois (64-72), 1 point to Marquette (63-64), 2 points to Oklahoma (69-71) and 3 points to West Virginia (68-71) and TCU. The team is 0-5 when allowing 70 or more points.

■ K-STATE'S PROJECTED ROTATION (Based on last game)

Starters	Ht.	Wt.	Yr.-Exp.	Hometown	PPG	RPG	AST	FG%	3FG%	FT%	MPG
G 1 MARKQUIS NOWELL	5-8	160	Jr.-TR	Harlem, N.Y.	12.0	3.7	5.3	40.4	30.6	87.8	28.0
<i>The transfer guard has started the last 9 games played (missing the first 2 Big 12 games), totaling a school-record 3 points/assists double-doubles in that span.</i>											
G 3 SELTON MIGUEL	6-4	210	So.-1L	Luanda, Angola	8.1	5.0	1.8	39.2	26.9	68.6	26.1
<i>The sophomore earned his 10th start of the season at 23/22 Texas (1/18/22) and is now averaging 6.9 ppg. and 4.7 rpg. in those 10 starts.</i>											
G 13 MARK SMITH	6-4	225	Sr.-TR	Edwardsville, Ill.	11.3	8.3	1.9	47.3	40.0	61.8	29.4
<i>The Big 12's leading rebounder is the only Wildcat to start all 17 games, as he has a team-leading 4 double-doubles and averaging a near double-double (14.8 ppg., 9.0 rpg.) in Big 12 play.</i>											
G 24 NIJEL PACK	6-0	180	So.-1L	Indianapolis, Ind.	15.5	3.7	2.1	43.9	39.4	89.3	30.8
<i>The sophomore has started of 14 of 15 games played this season, leading the team in scoring (15.5 ppg.), 20-point games (2), double-digit scoring games (14) and 3-point field goals (43).</i>											
C 21 DAVION BRADFORD	7-0	270	So.-1L	St. Louis, Mo.	4.3	2.7	0.1	50.0	—	50.0	15.5
<i>The sophomore big man has started the last 3 games vs. TCU (1/12/22), 19/19 Texas Tech (1/15/22) and 23/22 Texas (1/18/22), averaging better than 18 minutes per game.</i>											

Key Reserves	Ht.	Wt.	Yr.-Exp.	Hometown	PPG	RPG	AST	FG%	3FG%	FT%	MPG
G 00 Mike McGuirl	6-3	200	Sr.-4L	Ellington, Conn.	6.9	3.1	1.9	40.0	32.5	78.9	24.1
G 12 Carlton Linguard, Jr.	7-0	220	Jr.-1L	San Antonio, Texas	1.2	2.2	0.0	28.6	0.0	33.3	9.7
C 20 Kaosi Ezeagu	6-10	255	Jr.-1L	Brampton, Ontario	5.6	3.8	0.3	71.4	—	61.5	14.9
G 22 Luke Kasubke	6-5	190	So.-1L	St. Louis, Mo.	1.9	0.8	0.6	32.5	25.0	—	12.9
F 25 Ismael [Ish] Massoud	6-9	210	So.-TR	East Harlem, N.Y.	7.7	3.5	0.4	37.3	35.4	100.0	26.6
F 33 Logan Landers	6-9	215	Fr.-HS	Cedarburg, Wis.	1.1	1.2	0.1	40.0	0.0	66.7	6.9

ATHLETICS COMMUNICATIONS

Tom Gilbert | Director of Men's Basketball Communications | E: tgilbert@kstatesports.com | O: (785) 532-7979 | C: (785) 587-7868

■ 2021-22 SCHEDULE/RESULTS

OVERALL RECORD: 10-7

Big 12: 2-4 ■ Non-Conference: 8-3

Home: 7-3 ■ Away: 3-2 ■ Neutral: 0-2

■ NOVEMBER (3-2)

Thurs. 4	PITTSBURG STATE (Exh.)	Big 12 Now	W, 78-59
Wed. 10	FLORIDA A&M	Big 12 Now	W, 67-57
Wed. 17	OMAHA	Big 12 Now	W, 79-64

Hall of Fame Classic (T-Mobile Center, Kansas City, Mo.)

Mon. 22	vs. 13/12 Arkansas	ESPN	L, 64-72
Tues. 23	vs. 14/15 Illinois	ESPN	L, 64-72
Sun. 28	NORTH DAKOTA	Big 12 Now	W, 84-42

■ DECEMBER (5-1)

Wed. 1	UALBANY	Big 12 Now	W, 71-43
Sun. 5	@Wichita State^	ESPN	W, 65-59

BIG EAST/Big 12 Battle (Bramlage Coliseum, Manhattan, Kan.)

Wed. 8	MARQUETTE	ESPN2	L, 63-64
Sun. 12	GREEN BAY	Big 12 Now	W, 82-64
Sun. 19	@Nebraska	B10 Network	W, 67-58
Tues. 21	MCNEESE	Big 12 Now	W, 74-59
Wed. 29	NORTH FLORIDA	Big 12 Now	ccd.

■ JANUARY (2-4)

Sat. 1	@Ivory Oklahoma*	ESPN	L, 69-71
Tues. 4	14/16 TEXAS*	Big 12 Now	L, 57-70
Sat. 8	@Ivory West Virginia*	Big 12 Now	L, 68-71
Wed. 12	TCU*	ESPN	L, 57-60
Sat. 15	19/19 TEXAS TECH*	ESPN2	W, 62-51
Tues. 18	@23/22 Texas*	LHN	W, 66-65
Sat. 22	7/7 KANSAS*	Big 12 Now	3 pm
Tues. 25	@Baylor*	Big 12 Now	7 pm

Big 12/SEC Challenge (Black Pavilion at Ole Miss, Oxford, Miss.)

Sat. 29	@Ole Miss	ESPN	3 pm
---------	-----------	------	------

■ FEBRUARY (0-0)

Wed. 2	OKLAHOMA STATE*	ESPN2/U	8 pm
Sat. 5	@TCU*	ESPN2/U	7 pm
Wed. 9	BAYLOR*	Big 12 Now	7 pm
Sat. 12	@Iowa State*	ESPN	3 pm
Mon. 14	WEST VIRGINIA*	ESPN2	6 pm
Sat. 19	@Oklahoma State*	ESPN2/U	1 pm
Tues. 22	@Kansas*	ESPN2	8 pm
Sat. 26	IOWA STATE*	ESPN	1 pm
Mon. 28	@Texas Tech*	ESPN2	8 pm

■ MARCH (0-0)

Sat. 5	OKLAHOMA*	Big 12 Now	3 pm
--------	-----------	------------	------

Phillips 66 Big 12 Championship (T-Mobile Center, Kansas City, Mo.)

Wed. 9	First Round	ESPN	6/8 pm
Thurs. 10	Quarterfinals	ESPN2/U	
Fri. 11	Semifinals	ESPN/U	6/8 pm
Sat. 12	Championship	ESPN	8 pm

Home Games in BOLD CAPS | *Big 12 Conference Game

^Played at INTRUST Bank Arena [Wichita, Kan.]

All Times Central and Subject to Change | Rankings: AP/USA Today Coaches

■ GAME INFORMATION

TELEVISION: BIG 12 NOW on ESPN+

App: ESPN | **Online:** https://k-st.at/33ysATS

Play-by-Play: Ted Emrich | **Analyst:** Bryndon Manzer
Producer: John J. Wilson

RADIO: K-STATE SPORTS NETWORK

App: Varsity Network/SXM 971 | **Online:** XM 381
www.kstatesports.com/watch [free]

Play-by-Play: Wyatt Thompson | **Analyst:** Stan Weber

LIVE STATS


www.kstatesports.com
kstate.statbroadcast.com

SOCIAL MEDIA: #KSTATEMBB

Twitter: @KStateMBB // @kstatesports
Instagram: kstatembb
Facebook: /kstatembb
YouTube: /KStateSports

■ QUICK FACTS

Kansas State University
Manhattan, KS 66502



Founded	1863
Enrollment	20,229 (Fall 2021)
Nickname	Wildcats
School Colors	Purple (PMS 2695C) and White
Conference	Big 12
President	Richard B. Myers (Kansas State '65) <i>set to retire once Dr. Linton assumes presidency</i>
President-Elect	Dr. Richard H. Linton (Virginia Tech '88, '91, '94) <i>set to assume the presidency on Feb. 14, 2022</i>
Director of Athletics	Gene Taylor (Arizona State '80)
Faculty Athletics Representative	Dr. Be Stoney (UTEP '81)

ALL-TIME RECORD

118th season of Kansas State men's basketball	
First Year of Basketball	1903
Overall Record	1,691-1,203 (.584)
Postseason Tournament Appearances	38 (31 NCAA, 7 NIT)
Postseason Tournament Record	43-43 (.500)
NCAA Tournament Appearances	31 <i>tied for 20th-most nationally in Division I</i>
NCAA Tournament Record	37-35 (.514)
Conference Tournament Record (1977-present)	37-42 (.468)
Big 12 Championship Record (1996-present)	17-24 (.415)

BRAMLAGE COLISEUM

Opened	Nov. 26, 1988 <i>defeated Purdue, 81-77</i>
Capacity	11,684
Overall Record	400-140 (.741)
Conference Record (Big Eight/12)	157-112 (.584)
Weber's Record at Bramlage Coliseum	115-44 (.723)

NCAA TOURNAMENT HISTORY

Appearances (31): 1948, 1951, 1956, 1958, 1959, 1961, 1964, 1968, 1970, 1972, 1973, 1975, 1977, 1980, 1981, 1982, 1987, 1988, 1989, 1990, 1993, 1996, 2008, 2010, 2011, 2012, 2014, 2017, 2018, 2019

Final Four (4): 1948, 1951, 1958, 1964

Elite Eight (12): 1951, 1958, 1959, 1961, 1964, 1972, 1973, 1975, 1981, 1988, 2010, 2018

Sweet 16 (17): 1951, 1956, 1958, 1959, 1961, 1964, 1968, 1970, 1972, 1973, 1975, 1977, 1981, 1982, 1988, 2010, 2018

CONFERENCE CHAMPIONSHIPS

Appearances (31): 1948, 1951, 1956, 1958, 1959, 1961, 1964, 1968, 1970, 1972, 1973, 1975, 1977, 1980, 1981, 1982, 1987, 1988, 1989, 1990, 1993, 1996, 2008, 2010, 2011, 2012, 2014, 2017, 2018, 2019

Final Four (4): 1948, 1951, 1958, 1964

Elite Eight (12): 1951, 1958, 1959, 1961, 1964, 1972, 1973, 1975, 1981, 1988, 2010, 2018

Sweet 16 (17): 1951, 1956, 1958, 1959, 1961, 1964, 1968, 1970, 1972, 1973, 1975, 1977, 1981, 1982, 1988, 2010, 2018

CONFERENCE TOURNAMENT TITLES

Titles (2): 1977, 1980

Finals Appearances (8): 1977, 1978, 1980, 1981, 1988, 1993, 2010, 2013

■ MEDIA RESOURCES

CREDENTIALS

Outlets interested in obtaining credentials to cover K-State men's basketball home games must apply for credentials via Sports Systems. Applications for season and single-game credentials should be submitted at least one week in advance of the game(s) one plans to cover.

Link: www.sportssystem.com/kstate/basketball

MEDIA AVAILABILITY // COVERING PRACTICE

Head coach **Bruce Weber** and requested players will typically be available for interviews twice a week during the season. Please contact basketball SID **Tom Gilbert** (tgilbert@kstatesports.com) for dates and times. All weekly interviews will be done via Zoom for the ease and convenience for all parties.

Select K-State men's basketball practices are open to the media. Please contact **Tom Gilbert** on a weekly basis for those dates and times.

2021-22 KANSAS STATE WILDCATS



MIKE MCGUIRL 00

G / 6-3 / 200 / Sr.-4L
Ellington, Conn.



MARKQUIS NOWELL 1

G / 5-8 / 160 / Jr.-TR
Harlem, N.Y.



MAXIMUS EDWARDS 2

G / 6-5 / 220 / Fr.-HS
Stratford, Conn.



SELTON MIGUEL 3

G / 6-4 / 210 / So.-1L
Luanda, Angola



SERYEE LEWIS* 4

F / 6-9 / 230 / So.-1L
Chicago, Ill.



CARLTON LIGUARD, JR. 12

F / 7-0 / 220 / Jr.-1L
San Antonio, Texas



MARK SMITH 13

G / 6-4 / 225 / Sr.-TR
Edwardsville, Ill.



DREW HONAS* 14

G / 6-2 / 175 / Sr.-1L
Medicine Lodge, Kan.



TREY HARRIS* 15

G / 5-11 / 165 / So.-TR
Bloomington, Ill.



KAOSI EZEAGU 20

F / 6-10 / 255 / Jr.-1L
Brampton, Ontario



DAVION BRADFORD 21

F / 7-0 / 270 / So.-1L
St. Louis, Mo.



LUKE KASUBKE 22

G / 6-5 / 190 / So.-1L
St. Louis, Mo.



JORDAN BROOKS* 23

F / 6-4 / 190 / So.-1L
Grayson, Ky.



NIJEL PACK 24

G / 6-0 / 180 / So.-1L
Indianapolis, Ind.



ISMAEL [ISH] MASSOUD 25

F / 6-9 / 210 / So.-TR
East Harlem, N.Y.



LOGAN LANDERS 33

F / 6-9 / 215 / Fr.-HS
Cedarburg, Wis.



BRUCE WEBER HC

Head Coach
10th Season
Wisconsin-Milwaukee '78

NUMERICAL

No	Name	Pos	Ht	Wt	Yr-Exp	Hometown (Schools)
00	Mike McGuirl	G	6-3	200	Sr.-4L	Ellington, Conn. (East Catholic)
1	Markquis Nowell	G	5-8	160	Jr.-TR	Harlem, N.Y. (St. Patrick/Little Rock)
2	Maximus Edwards	G	6-5	220	Fr.-HS	Stratford, Conn. (Our Saviour Lutheran School [N.Y.]
3	Selton Miguel	G	6-4	210	So.-1L	Luanda, Angola (West Oaks Academy [Fla.]
4	Seryee Lewis^	F	6-9	230	So.-1L	Chicago, Ill. (Compass Prep [Ariz.]
12	Carlton Liguard, Jr.	F	7-0	220	Jr.-1L	San Antonio, Texas (Stevens/Temple College [Texas])
13	Mark Smith	G	6-4	225	Sr.-TR	Edwardsville, Ill. (Edwardsville/Ilinois/Missouri)
14	Drew Honas*	G	6-0	170	Jr.-TR	Medicine Lodge, Kan. (Medicine Lodge/Pratt Community College)
15	Trey Harris*	G	5-11	165	So.-TR	Bloomington, Ill. (Bloomington/Indian Hills Community College)
20	Kaosi Ezeagu	F	6-10	255	Jr.-1L	Brampton, Ontario (GTA Prep/UTEP)
21	Davion Bradford	F	7-0	270	So.-1L	St. Louis, Mo. (Mehlville)
22	Luke Kasubke	G	6-5	190	So.-1L	St. Louis, Mo. (Chaminade)
23	Jordan Brooks*	F	6-4	190	So.-TR	Grayson, Ky. (East Carter/Bosco Institute [Ind.]/Iona)
24	Nijel Pack	G	6-0	180	So.-1L	Indianapolis, Ind. (Lawrence Central)
25	Ismael [ish] Massoud	F	6-9	210	So.-TR	East Harlem, N.Y. (The MacDuffie School/Wake Forest)
33	Logan Landers	F	6-9	215	Fr.-HS	Cedarburg, Wis. (Cedarburg)

COACHING STAFF

Head Coach: Bruce Weber (Wisconsin-Milwaukee '78), 24th Season // 10th Season at K-State

Associate Head Coach: Chris Lowery (Southern Illinois '95), 10th Season

Assistant Coach: Jermaine Henderson (Miami [Ohio] '97), Fifth Season

Assistant Coach: Shane Southwell (Kansas State '14, '19), Fourth Season [Second as an assistant coach]

Director of Operations: Drew Speraw (UCF '09), 10th Season

SUPPORT STAFF

Director of Student-Athlete Development: Mike Furlong (Hillsdale '15), Seventh Season

Video Coordinator: Nate Michael (McKendree '18, '19), Third Season [First in a full-time role]

Strength and Conditioning Coach: A.J. Kloss (Iowa '13, Kansas State, '16), First Season

IFBC Sports Medicine Coordinator/Athletic Trainer: Luke Sauber (Kansas State '05), Eighth Season

Recruiting Coordinator/Assistant to Head Coach: Bailey Bachamp (Kansas State '11), 10th Season

Graduate Student Manager: Curtis Kelly (Kansas State '11), First Season

Graduate Student Manager: Zack Price (Missouri Western '15, '18), First Season

PRONUNCIATION GUIDE

DAVION Bradford	DAVE-eh-on	ISMAEL [ISH] MASSOUD	ish-MAY-el mah-SUED
KAOSI EZEAGU	K-C Easy-A-GOO	Mike MCGUIRL	muh-GIRL
Drew HONAS	HO-nus	SELTON Miguel	SELL-ton
Luke KASUBKE	KAH-soup-KEY	MARKQUIS NOWELL	mar-KEESE no-WELL
SERYEE Lewis	Pronounced like Siri	NIJEL Pack	Pronounced like Nigel

*Walk-on | ^Will redshirt the 2021-22 season after suffering an injury in the preseason.

NOTE: Kansas State has elected to advance players' classification even though the 2020-21 season did not affect eligibility. Those that wish to take advantage of the extra year will be listed as a senior again after their original eligibility would have been exhausted.

26.4

K-State has been stingy from the 3-point line, holding opponents to 26.4 percent shooting from 3-point range, which ranks 5th nationally. The team has given up double-digit 3-pointers just 4 times this season.

100


In the 62-51 upset of No. 19/19 Texas Tech on Jan. 15, K-State earned the 100th win under head coach **Bruce Weber** when holding an opponent under 60 points, improving to 100-10 (.909) in those games in his tenure.

503

K-State's 3 transfers - **Markquis Nowell**, **Ish Massoud** and **Mark Smith** - have combined for 503 of the Wildcats' 1,159 points this season, while they have been responsible for 255 rebounds, 120 assists and 71 steals.

■ SERIES HISTORY

- ▶ **Overall:** Kansas leads 201-94
- ▶ **In Manhattan:** Kansas leads 80-48
- ▶ **Active Streak:** Kansas, 5
- ▶ **Big 12 era:** Kansas leads 54-6
[44-6 in regular season]
- ▶ **Weber vs. Kansas:** 3-19 [3-6 at home]
- ▶ **Bill Self vs. K-State:** 37-6 [14-5 on the road]
- ▶ **Weber vs. Self:** 4-20 [4-6 at home]



Date	Rank	Result	Score	Location
2/6/17	—/3	L	71-74	Manhattan
1/13/18	—/12	L	72-73	Lawrence
1/29/18	—/7	L	56-70	Manhattan
3/9/18	—/9	L	67-83	Kansas City
2/5/19	—/13	W	74-67	Manhattan
2/25/19	16/15	L	49-64	Lawrence
1/21/20	—/3	L	61-80	Lawrence
2/29/20	—/1	L	58-62	Manhattan
2/2/21	—/23	L	51-74	Lawrence
2/17/21	—/23	L	41-59	Manhattan

Kansas (16-7, 10-5 Big 12)											
No.	Name	FG	3FG	FT	RB	PF	TP	A	BLK	MIN	
10	Jalen Wilson	f	3-8	1-3	4-6	9	0	1	1	0	31
33	David McCormack	f	4-7	0-0	0-0	0	8	2	0	2	25
00	Marcus Garrett	g	5-9	2-4	2-3	3	2	14	2	0	20
02	Christian Braun	g	1-3	0-2	3-6	3	1	5	1	1	27
30	Ochai Agbaji	g	3-9	1-5	2-2	5	1	9	0	0	13
24	Bryce Thompson		3-4	0-0	0-0	3	1	6	1	0	21
44	Mitch Lightfoot		2-3	0-0	0-0	3	3	4	0	0	14
03	Dajuan Harris		1-3	0-0	0-0	2	1	2	2	0	3
13	Tristan Enunua		0-1	0-1	0-0	0	0	0	0	0	4
01	Tyon Grant-Foster		0-0	0-0	0-0	0	0	0	0	0	1+
04	Latrell Jossell		0-0	0-0	0-0	0	0	0	0	0	1+
05	Gethro Muscadin		0-0	0-0	0-0	0	0	0	0	0	1+
12	Chris Teahan		0-1	0-1	0-0	0	0	0	0	0	1+
TEAM		3									
TOTALS		22-48	4-16	11-17	35	9	59	9	2	11	200

	1st Half	2nd Half	Game
Field Goals	40.0	50.0	45.8
3-Point FG	14.3	33.3	25.0
Free Throws	69.2	50.0	64.7

No.	Name	FG	3FG	FT	RB	PF	PT	A	BLK	S	MIN
11	Antonio Gordon	f	3-8	0-1	0-7	2	6	0	0	3	25
21	Davion Bradford	f	1-2	0-0	1-2	7	4	3	0	0	19
00	Mike McGiuri	g	1-11	0-6	0-0	1	3	2	2	0	33
02	Selton Miguel	g	0-5	0-2	0-0	1	2	0	1	0	18
24	Nijel Paul	g	3-12	0-7	0-0	4	1	6	5	0	23
10	Kaesi Zeagoo		1-2	0-0	1-4	7	3	3	1	0	19
22	Luke Kasubeke		1-2	1-2	0-0	1	0	3	2	0	15
03	Dalaan Gordon		6-13	0-4	0-0	1	2	12	0	0	28
05	Rudi Williams		0-1	0-0	0-2	0	0	0	0	0	4
04	Seryee Lewis		0-0	0-0	0-0	0	0	0	0	0	1+
12	Carlton Lingard, Jr.		1-1	1-1	0-0	1	0	3	0	0	14
14	Drew Honas		0-0	0-0	0-0	0	0	0	0	0	1+
35	Joe Petrakis		1-1	1-1	0-0	0	3	0	0	0	1+
	TEAM					4					
	TOTALS		18-58	3-24	2-6	36	18	41	11	1	6 200

	1st Half	2nd Half	Game
Field Goals	28.6	33.3	31.0
3-Point FG	0.0	25.0	12.5
Free Throws	50.0	25.0	33.3

Officials: Doug Sirmons, Antinio Petty, Bret Smith
Technical Fouls: Kansas-None. Kansas State-TEAM.
Attendance: 1,248

Score by Periods	1st	2nd	Total
Kansas	26	33	59
Kansas State	17	24	41

players in **BOLD** could play in Saturday's game

► No. 7/7 Kansas (15-2, 4-1 Big 12) enters Saturday's game with wins in 11 of its last 12 games, including its current 3-game winning streak (Iowa State, West Virginia and at Oklahoma). The Jayhawks, which led the Big 12 by a half game as we near the mid-way point, have just 2 losses this season by a combined 9 points (74-73 to Dayton and 75-67 at Texas Tech). They are 3-1 on the road this season, including wins at Oklahoma State (74-63) and Oklahoma (67-64).

► The Jayhawks are averaging a Big 12-best 81.0 points per game on 50 percent shooting, including 37.4 percent from 3-point range, while allowing opponents to average 66.2 points on 41.9 percent shooting, including 30.8 percent from long range. The team leads the Big 12 in scoring, field goal percentage and 3-point field goal percentage, while they rank among the top-20 nationally in field goal percentage (sixth), scoring offense (18th) and scoring margin (+14.8/19th) and are 40th in total assists (279).

► Kansas has 5 players averaging 8 points or more, including a pair of double-digit scorers who rank in the Big 12's top-5 in scoring average in senior **Ochai Agbaji** (19.9 ppg.) and junior **Christian Braun** (15.6 ppg.). Agbaji is hitting on 52.1 percent, including a team-best 53 made 3-pointers on 47.3 percent, while Braun is connecting on 54.1 percent from the field, including 35.1 percent from long range, and placing second in assists (53) and steals (22). Senior transfer **Remy Martin** is averaging 9.2 points on 46.7 percent shooting, while senior **David McCormack** and sophomore **Jalen Wilson** are averaging 8.6 and 8.4 points per game, respectively. Three players averaging better than 6 rebounds per game led McCormack's 6.4 average. Sophomore **Dajuan Harris** paces the team in both assists (66) and steals (25).

► Kansas is led by Hall of Fame head coach **Bill Self**, who has posted a 537-120 (.817) record in his 19th season, which includes the 2008 national title and 3 Final Fours. He is 744-225 (.768) in his 29th season as a head coach, which includes Oral Roberts (1993-97), Tulsa (1997-2000) and Illinois (2000-03).

► K-State and Kansas will meet for the 296th time in their histories with the Jayhawks holding a 201-94 advantage in a series that dates to 1907. Kansas is 80-48 all-time in games played in Lawrence, including a 28-5 mark at Bramlage Coliseum. The Jayhawks are 54-6 all-time in the Big 12 era.

► The rivalry is one of the oldest in college basketball, as the 295 meetings are sixth-most in Division I, while it is the third-longest active series at 116 years, just behind Maine/New Hampshire (118) and Idaho/Washington State (117).

► Kansas has won 5 straight in the series, sweeping the season series in both 2020 and 2021 and the last meeting of the 2018-19 season on Feb. 25, 2019.

The Jayhawks have 13 of the last 14 meetings since the Wildcats won back-to-back home games in the series in 2014 and 2015. Last season, they won both matchups by more than 20 points, including a 74-51 win at home on Feb. 2, 2021 and a 59-41 win at Bramlage Coliseum on Feb. 17, 2021. The last win by K-State in the series came in a 74-67 victory at home on Feb. 5, 2019.

► Head coach **Bruce Weber** is 3-19 all-time against Kansas with all 3 wins coming at home (2014, 2015, 2019), while he is 4-20 against head coach **Bill Self**. Self is 37-6 vs. Kansas, including 14-5 in Manhattan.

► **Gene Wilson**, who became the first black player to receive a basketball scholarship at Kansas State in 1950 as well as one of the first to break the color barrier in the Big Seven Conference in 1951-52, will be honored for his trailblazing accomplishments at Saturday's Dillons Sunflower Showdown.

► During his two stints from 1950-52 and 1954-56, Wilson, along with Kansas **LaVannes Squires**, became the first black basketball players in the Big Seven (forerunner of the Big Eight and Big 12). A two-sport athlete for the Wildcats, Wilson was also one of five to break the color barrier in track and field.

► K-State continues action on Tuesday night when the Wildcats hit the road to face defending NCAA champion and No. 5/6 Baylor (16-2, 4-2 Big 12) at 7 p.m., CT at the Ferrell Center. The Bears have won the last 5 meetings, including all 3 in 2020-21. They have won the last 2 at home by 33.5 points per game.

Category	K-State	Kansas
Overall Record	10-7	15-2
Scoring Average	68.2	81.0
Opp. Scoring Average	61.3	66.2
Scoring Margin	+6.9	+14.8
FG Percentage	43.0	50.0
Opp. FG Percentage	39.4	41.9
3-point FG Percentage	34.4	37.4
3-point FG/Game	7.9	7.9
FT Percentage	72.0	70.7
Rebounds/Game	35.9	36.1
Rebounding Margin	+1.4	+5.2
Assists/Game	13.2	16.4
Turnovers/Game	11.8	12.6
Turnover Margin	+1.7	+2.2
Assist/Turnover Ratio	1.1	1.3
Steals/Game	7.4	7.1
Blocks/Game	1.8	4.5

► Sophomore **Nijel Pack's** layup with 1:13 remaining proved to be the game-winner, as Kansas State held No. 23/22 Texas scoreless in the last 3:31 of the game en route to posting a 66-65 win over the Longhorns on Tuesday night before 11,498 fans at the Frank Erwin Center.

► The victory gave the Wildcats consecutive wins over Top 25 opponents for the first time since posting back-to-back road wins over No. 20 Iowa State and No. 20 Oklahoma in January 2019. It also snapped a 5-game losing streak to the Longhorns and ended their 11-game winning streak in the Erwin Center.

► K-State was led offensively by fifth-year senior **Mark Smith**, who finished with a team-high 22 points on 9-of-14 field goals to go with game-tying 8 rebounds. He was joined in double figures by Pack and senior **Mike McGuirl**, who finished with 16 and 13 points, respectively.

► In a back-and-forth second half, in which, the lead changed hands 7 times, Texas (13-5, 3-3 Big 12) seemed to have gained the upper hand on the back of senior **Marcus Carr**, who scored 19 of his game-high 25 points after halftime. Carr personally out-scored the Wildcats, 9-3, over a more than 2-minute span that gave the Longhorns a 62-58 lead with 5:26 to play. After 2 free throws by Smith, Carr went 1-of-2 from the line and fellow senior transfer **Timmy Allen** added a layup that extended the lead to 65-60 with 3:32 remaining.

► K-State locked in defensively, holding Texas scoreless the rest of the game despite being over the limit, while getting huge baskets from Pack, including the game-winner on a feed from junior **Markquis Nowell** for a 66-65 lead with 1:13 to play after the latter had closed the gap to 65-64 with 2 free throws.

► With 12.4 seconds left, the Longhorns had one more chance, but Carr's jumper rimmed off and Smith grabbed the rebound to secure the victory. Smith's last rebound was symbolic as it helped the Wildcats win the rebounding battle, 32-31, as they improved to 10-1 when out-rebounding their opponent.

► As stout as the defense was in the win, the offense was just as impressive as K-State scored 66 points on the nation's No. 2 scoring defense (54.5), including the most allowed at the Erwin Center this season. The Wildcats connected on 46.3 percent (25-of-54) from the field, including 38.9 percent (7-of-18) from 3-point range, and managed just 10 turnovers.

They kind of took it to us to start the game, but we weathered the storm. We kept grinding and fought through it. I'm just thrilled for the guys.

TEAM NOTES

LEADING WITH DEFENSE

- ▶ K-State has developed a strong reputation as defensive team under head coach **Bruce Weber**, ranking among the top-60 nationally in opponent points per game 6 times in the 9 seasons. The Wildcats ranked fourth in scoring defense (59.6 ppg.) during its Big 12 Championship season in 2018-19, while they placed 36th (60.4 ppg.) in 2012-13 and 46th (67.0 ppg.) in 2017-18.
- ▶ K-State has held 220 opponents (out of 317 total) under 70 points during **Bruce Weber's** tenure, including a program-best 31 in 2012-13. The Wildcats have also held 110 opponents under 60 points in that span, while 29 have scored less than 50 points in his tenure.
- ▶ In addition to its scoring defense, K-State has ranked among the top-40 in opponent 3-point field goal percentage 3 times (2013-14, 2015-16 and 2018-19) and among the top-50 in steals on 5 occasions (every season from 2015-16 to 2019-20) in the **Bruce Weber** era. Twice (2016-17 and 2019-20) the school has ranked the top-45 in opponent turnovers.
- ▶ K-State struggled mightily across the board during the 2020-21 season, but no more than on defensive end, allowing 80 or more points 7 times in the first 21 games, including allowing 100 or more points in both regular-season games with eventual national champion Baylor. The Wildcats were able to win 4 of their last 7 games in 2020-21 due to their improved defense, as they held 5 of those 7 opponents under 60 points, allowing just 59.3 points per game in that span.
- ▶ K-State has started the season off where they left off at the end of the 2020-21 season, as the defense is allowing 61.3 points on 39.4 percent shooting, including 26.4 percent from 3-point range. The Wildcats rank among the top-30 in 3 defensive categories, including fifth in 3-point field goal percentage defense, 26th in scoring defense and 28th in field goal percentage defense.
- ▶ After allowing 70 or more points in the first 3 Big 12 games, K-State has been better in the last 3 league contests, allowing just 58.7 points on 40.5 percent shooting, including 25.9 percent from long range. The key has been in forcing turnovers, as opponents averaged just 10.0 in the first 3 Big 12 games while have averaged 15.0 in the last 3 games. The Wildcats held the Red Raiders to one of their worst offensive performances on Jan. 15, allowing their second-fewest points (51) and forcing 18 turnovers. It marked the 100th win under head coach **Bruce Weber** when holding an opponent below 60 points (100-10).
- ▶ K-State has been able to score points off its opponent turnovers (16.1 ppg.) while forcing an average of 13.5 turnovers per game. The Wildcats has scored 20 or more points off turnovers 3 times, including 22 vs. Nebraska (12/19/21).

■ NON-CONFERENCE SUCCESS

Year	Overall	Home	Bramlage
2006-07	11-4	7-0	7-0
2007-08	10-4	8-1	7-1
2008-09	12-3	11-0	10-0
2009-10	13-1	9-0	8-0
2010-11	12-3	9-1	8-1
2011-12	11-1	7-0	6-0
2012-13	11-2	9-0	8-0
2013-14	10-3	7-1	7-1
2014-15	7-6	6-2	5-2
2015-16	11-2	8-0	8-0
2016-17	11-2	8-0	8-0
2017-18	11-2	8-1	8-0
2018-19	10-3	7-0	6-0
2019-20	7-6	6-2	6-1
2020-21	4-5	4-5	4-5
2021-22	8-3	6-1	6-1
Total	159-50 (.761)	121-14 (.896)	112-12 (.903)

IMPROVED OFFENSE, BUT WORK CONTINUES FROM 3

- ▶ The Wildcats are averaging 68.2 points on 43.0 percent shooting, including 34.4 percent from 3-point range, while connecting on 72 percent from the free throw line through the first 17 games. The team is averaging 28.1 points in the paint, 18.4 points off the bench, 16.1 points off turnovers, 8.1 fast-break points and 9.2 points on second-chance opportunities.
- ▶ K-State's offense shines when the Wildcats share the ball, as the team is averaging 71.7 points and 14.9 assists in their 10 wins compared to just 63.7 points and 11.8 assists in their 7 losses. The squad has scored 294 combined points (29.4 ppg.) in the paint in their 10 wins, including 46 vs. North Dakota, which were the most since scoring 50 vs. Eastern Kentucky in Nov. 16, 2018.
- ▶ After ranking among the worst 3-point shooting teams in the country in 2020-21, those numbers have improved in 2021-22. The Wildcats are tied with Kansas for second in the Big 12 in 3-point field goals per game (7.9), while they are third in the league in 3-point field goal percentage (34.4).

- ▶ The Wildcats' 3-point shooting plays a big part in wins and losses, as the team is averaging 8.6 3-point makes on 37.7 percent shooting in their 10 wins, while they are averaging 6.9 treys on just 29.6 percent shooting in their 7 losses.

IMPROVED EXPERIENCE/DEPTH

- ▶ It has been well chronicled how young the Wildcats were during the 2020-21 season, as only 11 Division I schools were less experienced than K-State with only Auburn and Duke less experienced among the Power 6. The Wildcats were one of 10 teams to start at least 3 true freshmen in one game with **Davion Bradford**, **Selton Miguel** and **Nijel Pack** starting in 17 of the 29 games.
- ▶ The Wildcats have used at least 7 players in each of the first 17 games with all 7 those players totaling double-digit field goals made and 6 averaging nearly 6 points per game, including 3 double-digit scorers (Pack, Nowell and Smith).
- ▶ K-State is averaging nearly 18.4 points per game from its bench this season, including 28-point efforts against No. 13/12 Arkansas and No. 14/15 Illinois. The team is 8-2 this season when getting 20 or more points from the bench.
- ▶ Before joining the starting lineup, Nowell had provided a spark off the bench, averaging 11.7 points in the first 6 games, while Miguel had 4 of his 6 double-digit scoring games off the bench before starting the last 6 games. Senior **Mike McGuirl** has been big of the bench in the last 2 games, scoring 10 vs. No. 19/19 Texas Tech and 13 at No. 23/22 Texas.

IMPROVED FREE THROW SHOOTING

- ▶ Despite a dismal night from the line against TCU, K-State has still been solid from the free throw line this season, connecting on 72 percent (195-of-271) from the charity stripe, which ranks third in the Big 12.
- ▶ That percentage was even better in its 3-game stretch vs. Omaha, No. 13/12 Arkansas and No. 14/15 Illinois, as the Wildcats hit on 81.3 percent (39-of-48) during that stretch, including 78.1 percent (25-of-32) in the games against the Razorbacks and Fighting Illini.
- ▶ Four players (**Nijel Pack**, **Markquis Nowell**, **Ish Massoud** and **Mike McGuirl**) are a combined 88.9 percent (96-of-108) from the free throw line, including a perfect 20-of-20 effort by Massoud.
- ▶ The Wildcats shot just 66.4 percent from the free throw line in 2020-21, while they haven't connected on better than 70 percent from the line since hitting on 73.4 percent as a team in 2017-18.

NATIONAL POLLS

THE ASSOCIATED PRESS POLL

Updated: January 17, 2022

Rank	School	Record	Points	Prv
1.	Gonzaga (25)	14-2	1486	1
2.	Auburn (36)	16-1	1482	4
3.	Arizona	14-1	1320	6
4.	Purdue	14-2	1255	7
5.	Baylor	15-2	1238	1
6.	Duke	14-2	1205	8
7.	Kansas	14-2	1192	9
8.	Wisconsin	14-2	1056	13
9.	UCLA	11-2	1041	3
10.	Houston	15-2	1036	11
11.	Villanova	13-4	908	8
12.	Kentucky	12-3	438	16
13.	LSU	15-2	738	12
14.	Michigan State	14-3	681	10
15.	Iowa State	14-3	665	15
16.	USC	14-2	618	5
17.	Illinois	13-3	521	25
18.	Texas Tech	13-4	509	19
19.	Ohio State	11-4	465	16
20.	Xavier	13-3	427	17
21.	Providence	14-2	350	23
22.	Loyola Chicago	13-2	193	—
23.	Texas	13-4	185	21
24.	Tennessee	11-5	98	22
25.	Connecticut	11-4	73	—

Other receiving votes: Iowa 56, BYU 50, Davidson 34, Alabama 26, San Diego State 25, Miami 21, Oregon 15, **West Virginia 14**, Colorado State 13, Texas A&M 10, **Oklahoma 7**, **TCU 4**, North Carolina 2, Indiana 2

COACHES POLL POWERED BY USA TODAY

Updated: January 17, 2022

Rank	School	Record	Points	Prv
1.	Gonzaga (23)	14-2	787	2
2.	Auburn (8)	16-1	759	4
3.	Arizona (1)	14-1	687	6
4.	Purdue	14-2	647	5
5.	Duke	14-2	643	8
6.	Baylor	15-2	642	1
7.	Kansas	14-2	611	10
8.	Wisconsin	14-2	546	13
9.	UCLA	11-2	530	3
10.	Houston	15-2	491	11
11.	Villanova	13-4	479	14
12.	Kentucky	14-3	419	7
13.	Michigan State	14-3	366	9
14.	Iowa State	14-3	326	16
15.	USC	13-2	322	7
16.	LSU	15-2	300	12
17.	Illinois	13-3	297	10
18.	Ohio State	11-4	263	15
19.	Texas Tech	13-4	261	19
20.	Xavier	13-3	252	21
21.	Providence	14-2	227	20
22.	Texas	13-4	103	22
23.	Colorado State	13-1	75	—
24.	Loyola Chicago	13-2	60	—
25.	Tennessee	11-5	52	23
	Connecticut	11-4	52	—

Other receiving votes: Miami 40, Seton Hall 37, BYU 23, Alabama 21, Davidson 14, Texas A&M 11, Iowa 10, San Diego State 10, North Carolina 6, Indiana 6, SMU 5, Oregon 5, **TCU 4**, **West Virginia 4**, San Francisco 2, Oakland 1, Grand Canyon 1, **Oklahoma 1**, Murray State 1, Boise State 1.

TRACKING K-STATE IN THE POLLS

	AP	Coaches
Pre	—	—
11/15	—	—
11/22	—	—
11/29	—	—
12/6	—	—
12/13	—	—
12/20	—	—
12/27	—	—
1/3	—	—
1/10	—	—
1/17	—	—
1/24	—	—
1/31	—	—
2/7	—	—
2/14	—	—
2/21	—	—
2/28	—	—
3/7	—	—
3/14	—	—
Final	—	—

WILDCATS VS. RANKED TEAMS

K-State has played nearly 400 games vs. ranked teams in their history, posting a 122-277 (.306) record, including 25-82 (.234) vs. the top-5, 49-141 (.258) vs. the top-10 and 72-197 (.269) vs. top-15.

Bruce Weber has a 29-66 record vs. ranked foes at K-State, owning school records for Top 25 wins (29), Top 10 wins (10) and home Top 25 wins (21).

BIG 12 STANDINGS

As of Friday, January 21, 2022

Team	Conference					Overall				
	W-L	Pct.	H	A		W-L	Pct.	H	A	Stk
Kansas	4-1	.800	2-0	2-1		15-2	.882	9-0	3-1	W3
Texas Tech	4-2	.667	3-0	1-2		14-4	.778	11-0	1-3	W1
Baylor	4-2	.667	1-2	3-0		16-2	.889	9-2	4-0	W1
Texas	3-3	.500	2-1	1-2		13-5	.722	11-1	1-4	L2
Oklahoma State	3-3	.500	2-1	1-2		10-7	.588	6-4	2-2	W2
TCU	2-2	.500	1-1	1-1		12-3	.800	7-1	2-1	L1
West Virginia	2-3	.400	2-1	0-2		13-4	.765	10-1	1-2	L2
Iowa State	2-4	.333	2-1	0-3		14-4	.778	11-1	1-3	L1
Oklahoma	2-4	.333	2-1	0-3		12-6	.667	8-2	1-3	L3
Kansas State	2-4	.333	1-2	1-2		10-7	.588	7-3	3-2	W2

Upcoming Schedule

Saturday, January 22

West Virginia at Texas Tech, 11 a.m.

Oklahoma State at Texas, 1 p.m.

Baylor at Oklahoma, 2 p.m.

Kansas at K-State, 3 p.m.

TCU at Iowa State, 3 p.m.

Monday, January 24

Texas Tech at Kansas, 8 p.m.

Tuesday, January 25

K-State at Baylor, 7 p.m.

Texas at TCU, 8 p.m.

Wednesday, January 26

Iowa State at Oklahoma State, 7 p.m.

Oklahoma at West Virginia, 7 p.m.

Saturday, January 29

Big 12-SEC Challenge

LSU at TCU, 11 a.m.

Missouri at Iowa State, 1 p.m.

Oklahoma at Auburn, 1 p.m.

West Virginia at Arkansas, 3 p.m.

Baylor at Alabama, 3 p.m.

K-State at Ole Miss, 3 p.m.

Oklahoma State at Florida, 3 p.m.

Kentucky at Kansas, 5 p.m.

Mississippi State at Texas Tech, 5 p.m.

Tennessee at Texas, 7 p.m.



Big 12 Preseason Coaches Poll

Team	Pts
1. Kansas (8)	80
2. Texas (2)	70
3. Baylor	67
4. Texas Tech	51
5. Oklahoma State	49
West Virginia	49
7. Oklahoma	29
8. TCU	24
9. KANSAS STATE	22
10. Iowa State	9

First place votes in parenthesis

Big 12 Preseason Team

- Matthew Mayer, Baylor
- Ochai Agbaji, Kansas
- Remy Martin, Kansas
- David McCormack, Kansas
- Marcus Carr, Texas
- Terrence Shannon, Jr., Texas Tech

Player of the Year: Remy Martin, Kansas

Newcomer of the Year: Marcus Carr, Texas

Freshman of the Year: Kendall Brown, Baylor

school's first recorded triple-double vs. Marquette, as he added 8 rebounds to his 11 points and 11 assists in 37 minutes. He now has 8 such double-doubles in his college career, posting 5 during his 3-year stint at Little Rock (2018-21).

► Nowell leads in assists (80) and steals (37), while he is second in scoring (12.0 ppg.), while connecting on 40.4 percent from the field and 87.8 percent from the free throw line. He ranks ninth in the nation and first in the Big 12 in steals (2.5), while he is 27th nationally and second in the Big 12 in assists (5.3).

SMITH'S IMPRESSIVE NIGHT

► The loss at Oklahoma overshadowed a historic performance by senior **Mark Smith**, who became the first Wildcat in school history to post a game of at least 25 points, 15 rebounds and 5 assists since assists became officially kept by the NCAA in 1976-77. He had career-highs in points (25), rebounds (16) and assists (5), while posting zero turnovers in 39 minutes. His 16 rebounds were the most since **Michael Beasley** registered 17 boards against Missouri on Feb. 16, 2008.

► For his efforts, Smith was named the Phillips 66 Big 12 Newcomer of the Week, becoming the first Wildcat to earn the honor since **Dean Wade** in 2016.

► Smith, who is averaging a near double-double in Big 12 play (14.8 ppg., 9.0 rpg.), posted his second 20-point game in just his sixth Big 12 game in the win at No. 23/22 Texas with a team-high 22 points on 9-of-14 field goals, including 2-of-5 3-point range. He has 4 double-doubles this season (5 in his career) and is the Big 12 leader in rebounding (8.3 rpg.) even though he is just 6-foot-4.

PACK OFF TO A STRONG START

► Sophomore **Nijel Pack** is off to an impressive start to the 2021-22 season, as he has led or have been tied for the team lead in scoring in 9 of 15 games played, including posting consecutive 20-point outings against No. 14/16 Texas (21) and West Virginia (20) for the first time in his career.

► Pack is averaging a team-best 15.5 points on 43.9 percent (82-of-187) shooting, including 39.4 percent (43-of-109) from 3-point range, to go with 3.7 rebounds and 2.1 assists in 30.8 minutes per game. He is the leader in scoring, double-digit scoring games (14), field goals (82) and 3-point field goals (43).

► Pack ranks among the Big 12's top-10 in 4 categories, including second in 3-point field goals per game (2.87), third in 3-point field goal percentage, sixth in both scoring and field goal percentage. Through 6 Big 12 games, he is third in both scoring (16.3 ppg.) and 3-point field goals per game (3.00).

NOWELL PROVIDES SPARK

► Junior **Markquis Nowell** returned to the lineup against West Virginia and provided an immediate spark to the Wildcat, collecting his third points/assists double-double with 10 points and a game-high 10 assists in 32 minutes. He is believed to be the first Wildcat to accomplish the feat in his first league game.

► His 3 points/assists double-doubles are the most-ever by a Wildcat in both a single-season and career, as he also posted double-doubles against Marquette (11 points, 11 assists) and McNeese (18 points, 10 assists). He nearly tallied the

■ HOME SWEET HOME // BRAMLAGE COLISEUM [1989-present]



► K-State has posted a 400-140 (.741) all-time record at Bramlage Coliseum since its opening during the 1988-89 season. The 400 wins are the most at a home venue for the Wildcats, surpassing the 378 wins at Ahearn Field House (1950-88). It is the school's third home venue.

► K-State has registered a 200-60 (.769) record at home over the past 16 seasons, including an 85-48 (.639) mark in Big 12 play. The 200 wins rank fourth among all Big 12 schools in that span, while the 85 league victories at home are among the top in the Big 12. In all, the program has double-digit victories in 26 of its 33 seasons in the arena.

► K-State has a 261-82 (.760) record at home, including a 154-17 (.901) mark in non-conference action, since the 2001-02 season for an average of just over 13 home wins (13.1) per season in that span.

► Head coach **Bruce Weber** has recorded a 115-44 (.723) record at Bramlage Coliseum since taking over at K-State in 2012-13 with just 11 non-conference home losses. The 44 losses (34 of which have come in Big 12 play) have come by a total of 435 points or 10 points per game. Weber has posted a 50-34 (.590) record in Big 12 play at Bramlage Coliseum with 19 victories over ranked Big 12 teams, including 6 in the Top 10.



THEY SAID IT

Fifth-year senior Mike McGuirl on what the team has learned from the wins over No. 19/19 Texas Tech and No. 23/22 Texas in the last week.

"We're starting to be the team that we believe we could be from the start, but it's just a start. Long season, long grind and quick turnaround. We play one of the best teams in the country on Saturday, so it's about being ready for the next one."

SPECIALITY-STAT TRACKER

Opponent	Points in the Paint	Points Off TOS	2nd Chance Points	Bench Points
Florida A&M	20	19	9	22
Omaha	34	19	4	22
vs. 13/12 Arkansas	34	17	8	28
vs. 14/15 Illinois	28	23	9	28
North Dakota	46	25	2	25
UAlbany	24	14	12	24
@Wichita State	28	15	10	20
Marquette	30	11	17	11
Green Bay	30	13	6	18
@Nebraska	34	22	15	23
McNeese	30	16	8	28
@Oklahoma*	18	12	8	8
Texas*	24	9	8	4
@West Virginia*	24	13	7	6
TCU*	26	17	8	7
Texas Tech*	20	18	13	21
@Texas*	28	10	13	17
Kansas*				
@Baylor*				
@Ole Miss				
Oklahoma State*				
@TCU*				
Baylor*				
@Iowa State*				
West Virginia*				
@Oklahoma State*				
@Kansas*				
Iowa State*				
@Texas Tech*				
Oklahoma*				

WAYNE MCCLAIN PLAY HARD CHART

Opponent	Deflect/			Loose		Off.	Total
	Blks	Stls	Dives	Balls	Rebs.		
Mark Smith	35	17	10	1	33	3	102
Markquis Nowell	37	35	5	—	6	1	84
Selton Miquel	32	9	—	2	15	1	60
Kaosi Ezeagu	17	5	8	—	17	5	56
Nijel Pack	17	15	4	—	9	2	49
Davion Bradford	18	6	6	—	18	—	48
Mike McGuirl	21	13	2	2	5	1	45
Ish Massoud	12	15	—	—	6	—	33
Luke Kasubke	8	9	3	1	2	2	27
Carlton Linguard	6	—	—	—	2	5	—
Logan Landers	2	2	1	—	6	1	12
Jordan Brooks	—	—	—	—	—	—	—
Maximus Edwards	—	—	—	—	—	—	—
Trey Harris	—	—	—	—	—	—	—
Drew Honas	—	—	—	—	—	—	—
Seryee Lewis	—	—	—	—	—	—	—

A point system based on the number of deflections/blocks, steals, dives, loose balls, offensive rebounds and charges and named in honor of former K-State director of development **Wayne McClain** who passed away on October 15, 2014.

REBOUNDING MATTERS

After holding a 32-31 edge vs. Texas, K-State is now 10-1 when out-rebounding its opponents, while the Wildcats are 0-5 when losing it.

RECORD UNDER BRUCE WEBER

	21-22	Weber
Overall	10-7	180-137
Big 12 play	2-4	78-90
At Home	7-3	120-46
At Bramlage Coliseum	7-3	115-44
On the Road	3-2	37-64
At Neutral Sites	0-2	23-27
In Overtime	0-0	4-5
vs. Top 25 teams	2-3	29-66
vs. Top 10 teams	0-0	10-29
In games decided by 3 points or less	1-4	31-26
In games decided by 4-5 points	0-0	16-12
In games decided by 6-10 points	3-2	44-41
In games decided by 11-19 points	4-1	54-42
In games decided by 20 or more points	2-0	35-16
Scoring first	4-4	111-59
Leading at the Half	8-2	145-26
Tied at the Half	0-0	8-7
Trailing at the Half	2-5	26-101
Leading with 10:00 remaining	8-2	159-21
Trailing with 10:00 remaining	2-5	19-113
Tied with 10:00 remaining	0-0	2-2
Leading with 5:00 remaining	9-1	161-17
Trailing with 5:00 remaining	1-6	15-110
Tied with 5:00 remaining	0-0	4-8
K-State shoots 50% or better	3-0	66-9
K-State shoots less than 50%	7-7	113-127
K-State shoots better than opponent	8-1	145-13
K-State shoots same as opponent	0-0	0-2
Opponent shoots 50% or better	0-1	8-48
Opponent shoots less than 50%	10-6	173-87
K-State out-rebounds opponent	10-1	116-40
Opponent out-rebounds K-State	0-5	57-87
K-State equals opponent in rebounds	0-1	6-10
K-State shoots 70% or better from FT Line	7-4	91-59
K-State has more FT attempts	4-1	104-44
Opponent has more FT attempts	6-6	68-86
K-State equals opponent in FT attempts	0-0	9-4
K-State shoots 40% or better from 3-pt range	4-1	69-18
K-State makes at least 6 3-pt FGs	10-5	123-67
K-State has more turnovers than opponent	3-1	48-63
K-State has less turnovers than opponent	6-3	118-58
K-State equals opponent in turnovers	1-3	14-14
K-State scores 100-plus points	0-0	0-0
K-State scores 90 or more points	0-0	7-1
K-State scores 80-89 points	2-0	39-4
K-State scores 70-79 points	3-0	59-23
K-State scores 60-69 points	5-5	60-53
K-State scores 50-59 points	0-2	17-41
K-State scores less than 50 points	0-0	0-14
Opponent scores 100-plus points	0-0	0-2
Opponent scores 90 or more points	0-0	0-4
Opponent scores 80-89 points	0-0	5-29
Opponent scores 70-79 points	0-5	18-47
Opponent scores 60-69 points	3-2	58-45
Opponent scores 50-59 points	5-0	72-9
Opponent scores less than 50 points	2-0	28-1
K-State has at least 2 in double figures	1-1	114-82
K-State has at least 3 in double figures	6-5	113-65
K-State has at least 4 in double figures	2-1	60-26
K-State has at least 5 in double figures	1-0	20-4
K-State has at least 6 in double figures	0-0	2-0
On Mondays	0-1	19-10
On Tuesdays	2-2	33-24
On Wednesdays	3-2	30-21
On Thursdays	0-0	6-5
On Fridays	0-0	17-12
On Saturdays	1-2	56-64
On Sundays	4-0	17-1
In November	3-2	42-16
In December	5-1	49-15
In January	2-4	35-45
In February	0-0	30-42
In March	0-0	24-19
On ESPN	0-0	7-16
On ESPN2	1-1	31-33
On ESPNU	1-2	34-32
On ESPNNews	0-2	0-2
On Big 12 Now on ESPN+	6-2	19-14
Miscellaneous		
Current streak		Won 2
Home court streak		Won 1
Neutral court streak		Lost 3
Road streak		Won 1
Consecutive games with a 3-point FG		456
All-Time Record		1,691-1,203

TEAM NOTES

MOVING TOWARDS 500

- Head coach **Bruce Weber** is working towards a coaching milestone, as he is 7 wins away from earning 500 in his career. He enters Saturday's game with a 493-292 (.628) record in 24 years as a head coach at Southern Illinois (1998-2003), Illinois (2003-12) and K-State (2012-21).
- If Weber were to achieve the milestone in 2021-22, he would be among elite company as only 27 current Division I coaches have reached 500 wins in their career with **Herb Sendek** (Santa Clara) recently joining the club.

HOPING FOR BETTER INJURY LUCK

- K-State is hoping for better luck on the injury front in 2021-22 after injuries played a major role in the 2020-21 season, as 9 players combined to miss 75 games, which caused head coach **Bruce Weber** to start 3 true freshmen (**Davion Bradford**, **Selton Miguel** and **Nijel Pack**) a combined 71 times, which ranked second nationally to Kentucky.
- Only one other Division I team (Long Beach State) had more players miss time due to injuries in 2020-21.

► Although that luck has been tested early with big man **Seryee Lewis** going down with a season-ending knee injury in the preseason, along with injuries slowing down the progress made by junior **Carlton Linguard, Jr.**, and freshman **Maximus Edwards**. Linguard returned to practice in late December.

► The backcourt has been hit of late, as Pack missed 2 games against Wichita State and Marquette due to a concussion, while **Markquis Nowell** missed the first 2 Big 12 games due to COVID-19 health and safety protocols.

► Seven players (Bradford, Edwards, Nowell, junior **Kaosi Ezeagu**, freshman **Logan Landers** and walk-ons **Jordan Brooks** and **Trey Harris**) plus head coach **Bruce Weber** missed the game vs. No. 14/16 Texas (1/4/22), while six players (Edwards, Ezeagu, Landers, Brooks, Harris and senior **Mike McGuirl**) and Weber missed the game at West Virginia (1/8/22) due to health protocols.

► K-State has played just 2 games with 10 healthy scholarship players.

MCGUIRL UTILIZES EXTRA SEASON

- K-State received some good news on March 23 when senior **Mike McGuirl** announced that he was utilizing his extra season and returning to the Wildcats for the 2021-22 season.
- An All-Big 12 Honorable Mention selection, McGuirl is coming off solid senior season in 2020-21, in which, he either led or was tied for the team lead in 12 categories, including points, field goals, 3-pointers, assists and steals. He was second in scoring (11.8 ppg.) to freshman teammate **Nijel Pack**.
- The only player to start all 29 games, McGuirl showed his versatility by leading the Wildcats in scoring a team-best 11 times, while he also paced the team in rebounding 4 times, in assists 14 times and in steals on 10 occasions.

THE 'CATS INK 3 HIGH-PROFILE TRANSFERS

► K-State got an infusion of experience with the addition of 3 high-profile Division I transfers in fifth-year **Mark Smith** (Missouri), junior **Markquis Nowell** and sophomore **Ismael (Ish) Massoud** (Wake Forest). The trio have combined to play in 220 games in college with 138 starts.

► Smith earned a second senior season due to COVID-19 pandemic and brings 100 games of experience after playing at Illinois (2017-18) and Missouri (2018-21). Nowell, who was a Lou Henson All-American at Little Rock, averaged double figures in each of his 3 seasons as a Trojan. Massoud played in all 53 games at Wake Forest, averaging 8.3 points as a sophomore in 2020-21.

► The transfers presumably fill the Wildcats' greatest need from the 2020-21 season, which was a lack of production from the 3-point line. The team ranked 319th (out of 340 teams) in 3-point field goal percentage (29.6), while they were 126th in total 3-point field goals made (191) and 243rd in 3-point field goals per game (6.6). The trio have combined for nearly 450 triples (448) in their respective careers on 36.1 percent shooting.

► The trio have made their impact in the first 17 games with Smith starting every game, while Massoud and Nowell have 14 and 9 starts, respectively. They have combined for 503 points (29.6 ppg.) on 42 percent (174-of-415) shooting with 255 rebounds (15.0 rpg.), 120 assists (7.1 apg.) and 71 steals (4.2 spg). Nowell has scored in double figures in 10 games, including 3 points/assists double-doubles, while Massoud has 7 double-digit scoring games. Smith has 4 double-doubles and is the Big 12 leader in rebounding (8.3 rpg.).

A QUICK LOOK AT K-STATE

► K-State returns 9 lettermen, including 4 players (**Davion Bradford**, **Mike McGuirl**, **Selton Miguel** and **Nijel Pack**) who registered starts during its COVID-19 challenging 2020-21 campaign. In addition to these 4 players, the team returned juniors **Kaosi Ezeagu** and **Carlton Linguard, Jr.**, sophomores **Luke Kasubke** and **Seryee Lewis** and walk-on **Drew Honas**.

► The freshmen trio of Bradford, Miguel and Pack had to grow up fast in their first season, starting together in 17 games with 12 of those coming in Big 12 play. The 71 combined starts by the three true freshmen in 2020-21 ranked second nationally only to Kentucky (72). The three combined to average 25.4 points, 10.4 rebounds, 5.6 assists and 2.0 steals in 2020-21, as Pack (12.7 ppg.) became the first true freshman to lead the Wildcats in scoring since 2013-14. Bradford (7.7 ppg.) and Miguel (7.2 ppg.) were fourth and fifth in scoring.

► Ezeagu started early on for K-State before an injury forced him to miss 10 games. He returned in mid-January as mostly a reserve, averaging 5.2 points on 67.7 percent (21-of-31) in his last 10 games. Linguard and Lewis each showed flashes in their first seasons, playing in 17 and 18 games, respectively, while Kasubke recovered from a preseason injury to play in the final 16 games.

WHAT'S BACK

Category	Total	Pct.
Scoring	1,287	71.8%
Minutes	4,002	69.0%
Field Goals Made	460	70.9%
3-Point Field Goals Made	149	78.0%
Free Throws Made	218	71.9%
Rebounds	537	56.3%
Assists	286	75.9%
Steals	108	67.1%
Blocks	34	77.3%

WELCOME THE NEWEST WILDCAT // TAJ MANNING [Class of 2022]



- Head coach **Bruce Weber** announced the signing of Kansas City area standout **Taj Manning** (*Grandview, Mo./La Lumiere School [Ind.]*) to a National Letter of Intent on the first day of the Fall National Signing Period on Wednesday (Nov. 10).
- A 6-foot-8, 215-pound power forward, Manning currently plays for prep school powerhouse La Lumiere School in La Porta, Ind., after a standout high school careers at both Grandview and Bishop Miege High Schools.
- Manning is rated among the top 200 prospects nationally (No. 191 by 247Sports), including the top-40 power forwards (No. 38 by 247Sports). He is a consensus 3-star prospects by both 247Sports and Rivals.
- "We are really excited to welcome Taj and his family to K-State," said Weber. "He is not just a great fit for what we were looking for in this class from a position standpoint, but just a great fit for our program."
- Manning transferred to La Lumiere after guiding Bishop Miege to a 22-1 record and their sixth Class 4A State Championship this past spring. He registered a double-double in the state championship game, posting 18 points and grabbing a team-high 10 rebounds vs. Louisville.



BRUCE WEBER

HEAD COACH

Wisconsin-Milwaukee '78

24th Season Overall // 493-292 [.628]

10th at K-State // 180-137 [.568]

One of the winningest active Division I coaches with nearly 500 career wins and 13 NCAA Tournament appearances to his credit, **Bruce Weber** is in the midst of his 10th season at Kansas State in 2021-22. He was named the school's 24th head men's basketball coach on March 31, 2012.

Weber is nearing a coaching milestone, as he is just 7 wins shy of 500 in his head coaching career, which includes stints at Southern Illinois (1998-2003), Illinois (2003-11) and now K-State (2012-present). His 493 wins rank 28th among active Division I head coaches, while his .628 winning percentage places 51st among coaches with a minimum of 5 years of Division I experience.

Weber has guided the Wildcats to 20-win seasons and NCAA Tournament appearances five times during his tenure, including consecutive 25-win seasons in 2017-18 and 2018-19 for the first time in school history. K-State recorded its first 25-win season in five years and made its 12th trip to the Elite Eight in 2017-18 then followed it with another 25-win campaign and a third consecutive trip to the NCAA Tournament in 2018-19. The school was one of 24, including 15 in power conferences, to win at least 25 games in the 2017-18 and 2018-19 seasons. He is the first Wildcat coach to lead the program to multiple 25-win seasons (three).

During the Wildcats' run in the 2018 NCAA Tournament, Weber became just the 10th Division I head coach to take three different schools (Southern Illinois, Illinois and K-State) to the Sweet 16.

In addition to his 20-win seasons and NCAA Tournament appearances, Weber has steered K-State to a pair of Big 12 regular-season titles during his tenure, including the school's first conference championship in 36 seasons in his first season in 2012-13. His first Wildcat team won 27 games – the second-most wins in school history – and 14 in Big 12 play to tie for its first league title since the Big Eight crown in 1977. In 2018-19, he guided the school to its 21st conference championship with a 14-4 mark in league action. The 14 league wins in 2012-13 and 2018-19 tie for the most in school history, along with the perfect 14-0 Big Eight mark in 1958-59.

Weber's 180 wins are the third-most by a head coach in school history and the most since **Jack Hartman** retired as the school's winningest coach with 295 victories in 1986. He earned his 175th career victory at K-State in the 65-59 win over Wichita State on Dec. 5, 2021 to become the third coach (joining Hall of Famers **Jack Hartman** and **Fred "Tex" Winter**) to eclipse 175 career wins. He is the fourth coach (Hartman, Winter and **Frank Martin**) to take the school to at least five NCAA Tournaments in a tenure, while only Hartman (seven) has more 20-win seasons.

Weber earned his 450th career victory in the Wildcats' 58-57 upset of No. 20/21 Iowa State at Hilton Coliseum on January 12, 2019. He is one of three current Big 12 head coaches to win 450 games in a career, along with a pair of Hall of Famers - West Virginia's **Bob Huggins** and Kansas' **Bill Self**.

Weber is one of 14 active Division I coaches to have been named conference Coach of the Year three times in three different leagues, including the Missouri Valley in 2003 at Southern Illinois, the Big Ten in 2005 at Illinois and the Big 12 in 2013 at K-State. In addition, he was the consensus 2005 National Coach of the Year in guiding the Fighting Illini to the NCAA championship game. Most recently, he was the co-recipient of the 2019 USA Basketball National Coach of the Year award after helping Team USA win the gold medal at the FIBA U19 World Cup in Greece.

Weber has tutored 14 players named to All-Big 12 teams the past nine seasons, including first team members **Rodney McGruder** (2013), **Dean Wade** (2018, 2019) and **Barry Brown, Jr.** (2019), second team picks **Angel Rodriguez** (2013), **Marcus Foster** (2014) and Brown (2018), third team honoree **Wes Iwundu** (2016, 2017) and honorable mention selections **Shane Southwell** (2013), **Thomas Gipson** (2014, 2015), **Will Spradling** (2014), Foster (2015), **Nino Williams** (2015), **D.J. Johnson** (2017), **Xavier Sneed** (2019, 2020) and **Kamau Stokes** (2019) and **Mike McGuirl** (2021).

In addition, Weber has helped mentor a Big 12 Defensive Player of the Year in Brown (2019), four All-Big 12 All-Defensive Team members in Rodriguez (2013), Iwundu (2016) and Brown (2018, 2019) as well as three players selected to the league's All-Newcomer Team, including Brown and Wade, who became the first Wildcat duo to be honored on all-rookie squad in 2015-16.

The Wildcats have also excelled off the court in Weber's nine seasons at the helm, as 19 student-athletes have earned Academic All-Big 12 recognition a total of 26 times, while players have combined to appear on the Big 12 Commissioner's Honor Roll 127 times since 2012. The program has had at least two Academic All-Big 12 selections in eight of Weber's nine seasons, including a school-record five Academic All-Big 12 selections (with four First Team honorees) in 2017. All 28 players who have completed their eligibility under Weber have earned their degrees.

Weber guided K-State through one of the most challenging seasons in its history in 2020-21, as the Wildcats had to navigate COVID-19 protocols on a near daily basis while fielding one of the nation's youngest teams. The team was able to finish on a high note by winning 4 of its last 6 games, including battling eventual national champion Baylor in a 74-68 loss at Phillips 66 Big 12 Championship.

K-State returned just four lettermen for the 2020-21 season, including only one senior (**Mike McGuirl**), while the team welcomed eight newcomers, including five true freshmen. The four returning lettermen were the fifth-fewest in Division I, while the three upperclassmen (one senior and two juniors) were only surpassed by three other teams. The nine total newcomers (including sophomore **Kaosi Ezeagu** who sat out the 2019-20 season) were the fourth-most among power-conference schools. The Wildcats' average age of 19.6 years ranked 336th out of 347 teams that played during the turbulent 2020-21 season.

In all, the Wildcats had just one player start all 29 games (**Mike McGuirl**), while it started three true freshmen (**Davion Bradford**, **Selton Miguel** and **Nijel Pack**) in 17 games, including 12 in Big 12 play. The 71 combined starts by true freshmen ranked second nationally to Kentucky's 72, while the 17 games with at least three true freshmen starters trailed just Duke (19) and Kentucky (18).

The trials of 2020-21 came after a rebuilding season in 2019-20 that was cut short after the Phillips 66 Big 12 Championship was cancelled due to the start of the COVID-19 pandemic. The non-winning season (11-21) snapped a streak of three consecutive 20-win seasons and was the first since the 2014-15 season.

In 2018-19, Weber led K-State to a 25-9 overall record, which included a share of the Big 12 regular-season title with a 14-4 conference mark, and a trip to the NCAA Tournament for the fifth time in his tenure, including the third consecutive season.

Known for being one of the top defensive coaches in the game, Weber's 2018-19 Wildcats were one of the top defensive teams in the country, allowing just 59.6 points per game, which ranked fourth nationally. It was the lowest opponent scoring average in school history since the introduction of the shot clock and the lowest since allowing 58.4 points per game in 1982-83.

The 2018-19 Big 12 Championship season came on the heels of perhaps the best coaching performance of Weber's career, in which, he guided a K-State team picked to finish eighth in the preseason Big 12 poll to a second 25-win season and its first trip to the Elite Eight in eight years in 2017-18.

The run to the Elite Eight in 2018 was the second straight NCAA Tournament for Weber's Wildcats, which tallied a 21-14 overall record to go with an 8-10 mark in Big 12 play in 2016-17. He led K-State to its first postseason victory in five seasons with a 95-88 win over Wake Forest in the First Four in Dayton before falling to Cincinnati in the NCAA South Regional.

Weber's record-setting inaugural season is considered one of the best in school history, as the Wildcats tallied a 27-8 overall record and a 14-4 mark in league play en route to its first-ever Big 12 regular season championship and a school-record fifth consecutive trip to the NCAA Tournament. The 27 wins were the second-most in school history.

For his efforts, Weber was named the 2013 Big 12 Coach of the Year by the league coaches and AP and District Coach of the Year by the National Association of Basketball Coaches (NABC) and the U.S. Basketball Writers Association (USBWA). He has now been named conference Coach of the Year on three different occasions in three leagues, the Missouri Valley (2003), Big Ten (2005) and Big 12 (2013).

Weber, 65, has compiled a 493-292 (.628) overall record in his 24 seasons as a head coach, which includes stints at Southern Illinois (1998-2003) and Illinois (2003-11). His teams have participated in postseason play 15 times, including 13 NCAA Tournament appearances. He has won 15 NCAA Tournament games, including trips to the Sweet 16 in 2002, 2004, 2005 and 2018 and the Elite Eight in 2005 and 2018, while he played in the NCAA Championship in 2005.

In all, Weber has 42 years of college coaching experience, which includes 19 seasons as an assistant coach for coaching legend **Gene Keady**, a native of Garden City, Kansas and a 1958 Kansas State graduate. Weber spent his entire assistant coaching career with Keady, first at Western Kentucky (1979-80) and then Purdue (1981-98). In Weber's 18 years at Purdue, the Boilermakers won six Big Ten titles and played in 14 NCAA Tournaments.

All told, he has been a part of more than 900 victories, 28 NCAA Tournament appearances and 15 conference championships in coaching stints at Western Kentucky, Purdue, Southern Illinois, Illinois and K-State.

Wildcats

■ BRUCE WEBER FILE

Experience	43rd year (10th at K-State)
Date Hired	March 31, 2012
Birthdate	October 19, 1956
Hometown	Milwaukee, Wis.
Wife	Megan
Children	Hannah, Christy, Emily
Grandchildren	Chipper, twins June and Clayton, Foster Brett

EDUCATION

- Wisconsin-Milwaukee '78 (B.A., Education)
- Western Kentucky '81 (M.A. Administration & Physical Education)

COACHING EXPERIENCE

- Western Kentucky, Assistant Coach [1979-80]
- Purdue, Assistant Coach [1981-98]
- Southern Illinois, Head Coach [1998-2003]
- Illinois, Head Coach [2003-12]
- K-State, Head Coach [2012-present]

COACHING AWARDS

- 2002-03 Missouri Valley Conference Coach of the Year [league coaches]
- 2004-05 Big Ten Conference Coach of the Year [league coaches]
- 2004-05 Nike Championship Basketball Clinic
- 2004-05 Victor Awards National Coach of the Year [Academy of American Sports Awards]
- 2004-05 Henry Iba Award [U.S. Basketball Writers Association]
- 2004-05 Adolph F. Rupp Cup Recipient [Commonwealth Athletic Cup of Kentucky]
- 2004-05 National Coach of the Year [Basketball Times]
- 2004-05 National Coach of the Year [The Sporting News]
- 2004-05 National Coach of the Year [National Association of Basketball Coaches]
- 2004-05 National Coach of the Year [The Associated Press]
- 2004-05 National Coach of the Year [Chevrolet/CBS]
- 2004-05 Naismith Trophy Coach of the Year [Atlanta Tipoff Club]
- 2007 Champion Award [Coaches vs. Cancer]
- 2012-13 District 8 Coach of the Year [National Association of Basketball Coaches]
- 2012-13 District VI Coach of the Year [U.S. Basketball Writers Association]
- 2012-13 Big 12 Conference Coach of the Year [league coaches]
- 2012-13 Big 12 Conference Coach of the Year [Associated Press]
- 2016 Graven Award [Wartburg College]
- 2018 Saluki Hall of Fame [Southern Illinois University]
- 2018-19 District VI Coach of the Year [U.S. Basketball Writers Association]
- 2019 Lifetime Achievement Award [Milwaukee Public Schools Association]
- 2019 USA Basketball co-National Coach of the Year

YEAR-BY-YEAR

Year	School	Record (Conf.)	Postseason
1998-99	So. Illinois	15-12 (10-8/t-5th)	--
1999-2000	So. Illinois	20-13 (12-6/3rd)	NIT Second Rd.
2000-01	So. Illinois	16-14 (10-8/t-4th)	--
2001-02	So. Illinois	28-8 (14-4/t-1st)	NCAA Sweet 16
2002-03	So. Illinois	24-7 (16-2/1st)	NCAA First Rd.
2003-04	Illinois	26-7 (13-3/1st)	NCAA Sweet 16
2004-05	Illinois	37-2 (15-1/1st)	NCAA Runner-Up
2005-06	Illinois	26-7 (11-5/t-2nd)	NCAA Second Rd.
2006-07	Illinois	23-12 (9-7/t-4th)	NCAA First Rd.
2007-08	Illinois	16-19 (5-13/t-9th)	--
2008-09	Illinois	24-10 (11-7/t-2nd)	NCAA First Rd.
2009-10	Illinois	21-15 (10-8/5th)	NIT Quarters
2010-11	Illinois	20-14 (9-9/t-4th)	NCAA Third Rd.
2011-12	Illinois	17-15 (6-12/t-9th)	--
2012-13	K-State	27-8 (14-4/t-1st)	NCAA Second Rd.
2013-14	K-State	20-13 (10-8/5th)	NCAA Second Rd.
2014-15	K-State	15-17 (8-10/t-6th)	--
2015-16	K-State	17-16 (5-13/t-8th)	--
2016-17	K-State	21-14 (8-10/6th)	NCAA First Rd.
2017-18	K-State	25-12 (10-8/4th)	NCAA Elite Eight
2018-19	K-State	25-9 (14-4/t-1st)	NCAA First Rd.
2019-20	K-State	11-21 (3-15/10th)	--
2020-21	K-State	9-20 (4-14/9th)	--
2021-22	K-State	10-7 (2-4)	--

BY THE NUMBER

Overall: 493-292 (.628)
At K-State: 180-137 (.568)
Conference Play: 229-183 | **Non-Conference Play:** 257-104
Home: 296-83 | **Away:** 110-140 | **Neutral:** 87-69
Overtime: 17-13 | **Conference Championship:** 25-21
Postseason Record: 18-15
NCAA Tournament: 15-13 | **NIT:** 3-2
vs. Top 25: 61-119 (29-66 at K-State)

2021-22 RESULTS

Overall Record: 10-7 (Home: 7-3 // Away: 3-2 // Neutral: 0-2)

Big 12 Record: 2-4 (Home: 1-2 // Away: 1-2)

Date	Rk	Opponent	Result	Streak	Record [Big 12]	High Scorer	High Rebounds	High Assists	High Steals	High Blocks	Attend.
Nov. 4	—/—	PITTSBURG STATE	W 78-59	—	—	18 - Miguel	13 - Smith	5 - Smith	2 - Miguel/Nowell/Smith	2 - Landers	5,180
Nov. 10	—/—	FLORIDA A&M	W 67-57	Won 1	1-0	18 - Pack	7 - Miguel	6 - Nowell	2 - McGuirl/Pack	—	5,296
Nov. 17	—/—	OMAHA	W 79-64	Won 2	2-0	15 - Massoud/Pack	8 - Smith	6 - Miguel	2 - Nowell	2 - Ezeagu/Massoud	5,259
Nov. 22	—/—	vs. 13/12 Arkansas	L 64-72	Lost 1	2-1	14 - Miguel/Pack	9 - Miguel	4 - McGuirl	2 - 3 players	1 - 3 players	9,409
Nov. 23	—/—	vs. 14/15 Illinois	L 64-72	Lost 2	2-2	19 - Nowell	6 - Nowell	4 - Miguel	2 - 4 players	1 - Ezeagu	7,255
Nov. 28	—/—	NORTH DAKOTA	W 84-42	Won 1	3-2	18 - Nowell	10 - Smith	5 - McGuirl/Nowell	5 - Nowell	—	4,998
Dec. 1	—/—	UALBANY	W 71-43	Won 2	4-2	17 - Pack	10 - Miguel/Smith	3 - 3 players	2 - McGuirl/Nowell	1 - 4 players	5,195
Dec. 5	—/—	@Wichita State	W 65-59	Won 3	5-2	16 - Nowell	8 - Nowell	4 - McGuirl/Nowell	3 - Smith	1 - Ezeagu/Miguel	14,488
Dec. 8	—/—	MARQUETTE	L 63-64	Lost 1	5-3	17 - Smith	8 - 3 players	11 - Nowell	3 - McGuirl/Nowell	1 - Bradford	7,184
Dec. 12	—/—	GREEN BAY	W 82-64	Won 1	6-3	22 - Nowell	10 - Smith	8 - Nowell	2 - Kasubke/Smith	—	5,437
Dec. 19	—/—	@Nebraska	W 67-58	Won 2	7-3	15 - Pack	9 - Ezeagu	5 - Pack	3 - Nowell	1 - 3 players	15,043
Dec. 21	—/—	MCNEESE	W 74-59	Won 3	8-3	18 - Nowell/Pack	10 - Smith	10 - Nowell	3 - Smith	—	5,223
Dec. 29	—/—	NORTH FLORIDA	ccd.								
Jan. 1	—/—	@rv/rv Oklahoma*	L 69-71	Lost 1	8-4 [0-1]	25 - Smith	16 - Smith	5 - Smith	3 - Pack	1 - McGuirl	6,777
Jan. 4	—/—	14/16 TEXAS*	L 57-70	Lost 2	8-5 [0-2]	21 - Pack	8 - Miguel	3 - Pack	2 - Smith	1 - Linguard	6,833
Jan. 8	—/—	@rv/rv West Virginia*	L 68-71	Lost 3	8-6 [0-3]	20 - Pack	8 - Smith	10 - Nowell	3 - Smith	3 - Linguard	11,919
Jan. 12	—/—	TCU*	L 57-60	Lost 4	8-7 [0-4]	18 - Nowell	9 - Smith	4 - Nowell	7 - Nowell	—	5,623
Jan. 15	—/—	19/19 TEXAS TECH*	W 62-51	Won 1	9-7 [1-4]	14 - Pack	7 - Pack	9 - Nowell	5 - Nowell	1 - Bradford/Ezeagu	5,971
Jan. 18	—/—	@23/22 Texas*	W 66-65	Won 2	10-7 [2-4]	22 - Smith	8 - Smith	3 - Nowell	1 - Miguel/Nowell	—	11,498
Jan. 22	—/—	7/7 KANSAS*									
Jan. 25	—/—	@Baylor*									
Jan. 29	—/—	@Ole Miss									
Feb. 2	—/—	OKLAHOMA STATE*									
Feb. 5	—/—	@TCU*									
Feb. 9	—/—	BAYLOR*									
Feb. 12	—/—	@Iowa State*									
Feb. 14	—/—	WEST VIRGINIA*									
Feb. 19	—/—	@Oklahoma State*									
Feb. 22	—/—	@Kansas*									
Feb. 26	—/—	IOWA STATE*									
Feb. 28	—/—	@Texas Tech*									
Mar. 5	—/—	OKLAHOMA*									

1 – Exhibition (Bramlage Coliseum, Manhattan, Kan.)
2 – Hall of Fame Classic presented by Hotels.com (T-Mobile Center; Kansas City, Mo.)
3 – Played at INTRUST Bank Arena in Wichita, Kan.
4 – BIG EAST/Big 12 Battle (Bramlage Coliseum, Manhattan, Kan.)
5 – SEC/Big 12 Challenge (Sandy & John Black Pavilion at Ole Miss)
6 – Phillips 66 Big 12 Conference Tournament (T-Mobile Center; Kansas City, Mo.)
* – Big 12 Conference game

Attendance / Record Summary

► Overall

Site	G	W-L	Total	Avg.	High
Home	10	7-3	57,019	5,702	7,184 vs. Marquette (12/8/21)
Away	5	3-2	59,725	11,945	15,043 at Nebraska (12/19/21)
Neutral	2	0-2	16,664	8,332	9,409 vs. Arkansas (11/22/21)
Total	17	10-7	133,408	7,848	15,043 at Nebraska (12/19/21)

► Big 12

Site	G	W-L	Total	Avg.	High
Home	3	1-2	18,427	6,142	6,833 vs. Texas (1/4/22)
Away	3	1-2	30,194	10,065	11,919 at West Virginia (1/8/22)
Neutral	0	—	—	—	—
Total	6	2-4	48,621	8,104	11,919 at West Virginia (1/8/22)

Win/Loss Margin

	1	2	3	4	5	6	7	8	9	10	11	12	13	14	15	16	17	18	19	20-24	25+
Wins (10)	1					1			1	1	1				2			1			2
Losses (7)	1	1	2					2					1								

Largest Leads / Deficits

► When Leading

Largest Margin of Victory	42 vs. North Dakota (11/28/21)
Largest Overall Lead	44 vs. North Dakota (11/28/21)
Largest Halftime Lead	18 vs. North Dakota (11/28/21)
Largest Lead in a Loss	17 at West Virginia (1/8/22)
Largest Halftime Lead in a Loss	13 at West Virginia (1/8/22)
Largest K-State Run	19-1 vs. North Dakota (11/28/21)

► When Trailing

Largest Margin of Defeat	13 vs. Texas (1/4/22)
Largest Overall Deficit	18 by Arkansas (11/22/21)
Largest Halftime Deficit	18 by Arkansas (11/22/21)
Largest Deficit Overcome in a Win	12 at Wichita State (12/5/21)
Largest Halftime Deficit in a Win	4 by Texas (1/18/22)
Largest Opponent Run	18-2 by Texas (1/4/22)



2021-22 SEASON BOX SCORE

Overall Record: 10-7 (Home: 7-3 // Away: 3-2 // Neutral: 0-2)

No	Player	GP	GS	Min	Avg	TOTAL			3-PTS			REBOUNDS										PF	FO	A	TO	Blk	Stl	Pts	Avg
						FG	FGA	Pct	3FG	FGA	Pct	FT	FTA	Pct	Off	Def	Tot	Avg											
24	Nijel Pack	15	14	462	30.8	82	187	.439	43	109	.394	25	28	.893	11	44	55	3.7	24	0	32	20	0	15	232	15.5			
01	Markquis Nowell	15	9	421	28.1	61	151	.404	22	72	.306	36	41	.878	4	51	55	3.7	34	1	80	39	1	37	180	12.0			
13	Mark Smith	17	17	499	29.4	69	146	.473	20	50	.400	34	55	.618	31	110	141	8.3	42	1	33	28	1	22	192	11.3			
03	Selton Miguel	16	10	418	26.1	49	125	.392	7	26	.269	24	35	.686	21	59	80	5.0	25	1	29	31	4	8	129	8.1			
25	Ismael Massoud	17	14	454	26.7	44	118	.373	23	65	.354	20	20	1.000	5	54	59	3.5	32	0	7	12	4	12	131	7.7			
00	Mike McGuirl	14	5	338	24.1	34	85	.400	13	40	.325	15	19	.789	6	37	43	3.1	36	1	27	23	2	16	96	6.9			
20	Kaosi Ezeagu	15	12	222	14.8	30	42	.714	0	0	.000	24	39	.615	20	37	57	3.8	30	0	4	13	6	5	84	5.6			
21	Davion Bradford	15	3	234	15.6	27	54	.500	0	0	.000	11	22	.500	20	20	40	2.7	28	0	1	12	7	2	65	4.3			
22	Luke Kasubke	17	0	219	12.9	13	40	.325	6	24	.250	0	0	.000	2	12	14	0.8	18	0	11	10	1	7	32	1.9			
12	Carlton Linguard, Jr	5	1	49	9.8	2	7	.286	0	3	.000	2	6	.333	6	5	11	2.2	6	0	0	2	4	0	6	1.2			
33	Logan Landers	11	0	75	6.8	4	10	.400	0	1	.000	4	6	.667	6	7	13	1.2	10	0	1	2	0	1	12	1.1			
15	Trey Harris	1	0	1	1.0	0	0	.000	0	0	.000	0	0	.000	0	1	1	1.0	0	0	0	0	0	0	0	0.0			
14	Drew Honas	4	0	4	1.0	0	0	.000	0	0	.000	0	0	.000	0	1	1	0.3	0	0	0	0	0	0	0	0.0			
23	Jordan Brooks	4	0	4	1.0	0	0	.000	0	0	.000	0	0	.000	0	0	0	0.0	1	0	0	0	0	0	0	0.0			
TM	TEAM.....																17	24	41	2.4	0			9		0			
	TOTAL.....	17				415	965	.430	134	390	.344	195	271	.720	149	462	611	35.9	286	4	225	201	30	125	1159	68.2			
	OPPONENTS.....	17				369	937	.394	103	390	.264	201	297	.677	158	430	588	34.6	263	-	195	230	50	97	1042	61.3			

SCORE BY PERIODS:

	1st	2nd	OT	Total
Kansas State	552	607	—	1159
Opponents	496	546	—	1042

DEADBALL REBOUNDS:

	Off	Def	Total
Kansas State	39	6	45
Opponents	38	8	46

Big 12 Record: 2-4 (Home: 1-2 // Away: 1-2)

No	Player	GP	GS	Min	Avg	TOTAL			3-PTS			FT	FTA	Pct	REBOUNDS				PF	FO	A	TO	Blk	Stl	Pts	Avg
						FG	FGA	Pct	3FG	FGA	Pct				Off	Def	Tot	Avg								
24	Nijel Pack	6	6	216	36.0	34	88	.386	18	52	.346	12	13	.923	5	19	24	4.0	12	0	10	7	0	4	98	16.3
13	Mark Smith	6	6	207	34.5	32	62	.516	10	23	.435	15	23	.652	11	43	54	9.0	21	1	15	10	0	9	89	14.8
01	Markquis Nowell	4	4	125	31.3	14	38	.368	6	19	.316	5	6	.833	2	9	11	2.8	11	0	26	13	0	14	39	9.8
00	Mike McGuirl	4	0	97	24.3	12	20	.600	6	9	.667	2	2	1.000	2	11	13	3.3	9	0	2	5	1	3	32	8.0
25	Ismael Massoud	6	3	154	25.7	16	42	.381	8	23	.348	6	6	1.000	1	10	11	1.8	12	0	1	3	1	4	46	7.7
03	Selton Miguel	6	6	174	29.0	17	51	.333	0	6	.000	7	12	.583	9	21	30	5.0	13	1	9	12	1	2	41	6.8
21	Davion Bradford	5	3	85	17.0	6	16	.375	0	0	.000	5	12	.417	4	7	11	2.2	8	0	0	5	3	0	17	3.4
20	Kaosi Ezeagu	4	1	40	10.0	2	5	.400	0	0	.000	4	6	.667	3	3	6	1.5	8	0	0	5	1	0	8	2.0
12	Carlton Linguard, Jr	3	1	42	14.0	1	4	.250	0	2	.000	2	6	.333	6	5	11	3.7	5	0	0	2	4	0	4	1.3
22	Luke Kasubke	6	0	57	9.5	2	8	.250	1	4	.250	0	0	.000	2	3	5	0.8	6	0	2	1	0	2	5	0.8
33	Logan Landers	1	0	3	3.0	0	1	.000	0	0	.000	0	0	.000	1	0	1	1.0	0	0	0	0	0	0	0	0.0
TM	TEAM.....														7	9	16	2.7	0			3			0	
	TOTAL.....	6				136	335	.406	49	138	.355	58	86	.674	53	140	193	32.2	105	2	65	66	11	38	379	63.2
	OPPONENTS.....	6				134	323	.415	38	126	.302	82	117	.701	62	158	220	36.7	88	-	66	75	18	29	388	64.7

SCORE BY PERIODS:

	1st	2nd	OT	Total
Kansas State	179	200	—	379
Opponents	178	210	—	388

DEADBALL REBOUNDS:

	Off	Def	Total
Kansas State	10	3	13
Opponents	19	6	25

2021-22 GAME-BY-GAME STATISTICS

Opponent	W/L	1H	2H	OT	TOT	+/-	FGM-A	Pct.	3FM-A	Pct.	FTM-A	Pct.	OR	DR	TOT	+/-	A	TO	TO Mar	BLK	STL	PF
@KANSAS STATE	W	33	34	—	67	+10	21-50	42.0	9-22	40.9	16-25	64.0	9	26	35	+3	15	14	+4	0	5	16
Florida A&M		30	27	—	57		22-53	41.5	3-15	20.0	10-14	71.4	8	24	32		9	18		2	4	19
@KANSAS STATE	W	42	37	—	79	+15	28-53	52.8	9-19	47.4	14-16	87.5	8	33	41	+12	18	16	+2	5	6	13
Omaha		26	38	—	64		23-66	34.8	11-27	40.7	7-11	63.6	11	18	29		17	11		4	8	13
KANSAS STATE	L	24	40	—	64	-8	22-59	37.3	3-22	13.6	17-23	73.9	12	29	41	0	7	15	-3	3	7	25
vs. Arkansas		42	30	—	72		21-58	36.2	3-22	13.6	27-34	79.4	13	28	41		9	12		3	7	20
KANSAS STATE	L	31	33	—	64	-8	25-65	38.5	6-21	28.6	8-9	88.9	5	21	26	-16	9	4	+14	1	11	20
vs. Illinois		34	38	—	72		25-48	52.1	12-26	46.2	10-20	50.0	9	33	42		20	18		1	2	18
@KANSAS STATE	W	38	46	—	84	+42	35-58	60.3	9-19	47.4	5-10	50.0	4	35	39	+7	21	12	+5	0	13	15
North Dakota		20	22	—	42		17-58	29.3	3-31	9.7	5-13	38.5	11	21	32		8	17		0	7	9
@KANSAS STATE	W	29	42	—	71	+28	26-56	46.4	10-26	38.5	9-13	69.2	15	33	48	+21	15	16	-4	4	5	17
UAlbany		20	23	—	43		17-54	31.5	1-18	5.6	8-15	53.3	9	18	27		7	12		3	5	16
KANSAS STATE	W	32	33	—	65	+6	21-62	33.9	6-25	24.0	17-25	68.0	11	32	43	+4	11	7	-7	2	7	17
@Wichita State		30	29	—	59		19-54	35.2	5-23	21.7	16-20	80.0	6	33	39		8	14		5	4	21
@KANSAS STATE	L	30	33	—	63	-1	25-64	39.1	6-25	24.0	7-10	70.0	9	32	41	+1	18	11	0	1	7	9
Marquette		31	33	—	64		26-63	41.3	11-37	29.7	1-3	33.3	7	33	40		21	11		7	10	12
@KANSAS STATE	W	46	36	—	82	+18	28-51	54.9	11-21	52.4	15-17	88.2	6	20	26	+4	17	8	+4	0	8	20
Green Bay		30	34	—	64		21-44	47.7	4-17	23.5	18-23	78.3	6	16	22		8	12		1	3	14
KANSAS STATE	W	33	34	—	67	+9	23-59	39.0	6-26	23.1	15-18	83.3	10	34	44	+9	12	19	-2	3	9	20
@Nebraska		27	31	—	58		19-58	32.8	5-28	17.9	15-22	68.2	9	27	36		9	17		3	12	15
@KANSAS STATE	W	35	39	—	74	+15	25-53	47.2	10-26	38.5	14-19	73.7	7	27	34	+6	17	13	0	0	9	9
McNeese		28	31	—	59		25-58	43.1	7-20	35.0	2-5	40.0	7	21	28		13	13		3	6	18
KANSAS STATE	L	22	47	—	69	-2	22-52	42.3	10-22	45.5	15-17	88.2	6	26	32	-4	10	11	+2	1	8	18
@Oklahoma		33	38	—	71		23-57	40.4	10-27	37.0	15-21	71.4	13	23	36		11	13		2	4	12
@KANSAS STATE	L	35	22	—	57	-13	20-55	36.4	4-18	22.2	13-17	76.5	8	20	28	-12	7	6	0	1	3	17
Texas		29	41	—	70		25-55	45.5	7-23	30.4	13-18	72.2	10	30	40		15	6		3	4	16
KANSAS STATE	L	40	28	—	68	-3	25-67	37.3	13-34	38.2	5-7	71.4	11	28	39	-3	17	11	0	7	7	20
@West Virginia		27	44	—	71		26-63	41.3	7-22	31.8	12-17	70.6	11	31	42		9	11		5	2	12
@KANSAS STATE	L	25	32	—	57	-3	20-51	39.2	6-20	30.0	11-22	50.0	7	22	29	-13	8	12	+4	0	9	15
TCU		26	34	—	60		21-53	39.6	6-20	30.0	12-23	52.2	12	30	42		14	16		3	8	18
@KANSAS STATE	W	26	36	—	62	+11	24-56	42.9	9-26	34.6	5-7	71.4	9	24	33	+4	16	16	+2	2	9	12
Texas Tech		28	23	—	51		19-48	39.6	4-17	23.5	9-12	75.0	6	23	29		7	18		2	6	10
KANSAS STATE	W	31	35	—	66	+1	25-54	46.3	7-18	38.9	9-16	56.3	12	20	32	+1	7	10	+1	0	2	23
@Texas		35	30	—	65		20-47	42.6	4-17	23.5	21-26	80.	10	21	31		10	11		3	5	20
@KANSAS STATE																						
Kansas																						
KANSAS STATE																						
@Baylor																						
KANSAS STATE																						
@Ole Miss																						
@KANSAS STATE																						
Oklahoma State																						
KANSAS STATE																						
@TCU																						
@KANSAS STATE																						
Baylor																						
KANSAS STATE																						
@Iowa State																						
@KANSAS STATE																						
West Virginia																						
KANSAS STATE																						
@Oklahoma State																						
KANSAS STATE																						
@Kansas																						
@KANSAS STATE																						
Iowa State																						
KANSAS STATE																						
@Texas Tech																						
@KANSAS STATE																						
Oklahoma																						
KANSAS STATE																						
vs. TBD																						

2021-22 SUPERLATIVES

Individual

Category	Kansas State	Opponent
Points Scored	25 - Mark Smith at Oklahoma (1/1/22)	27 - M.J. Randolph, Florida A&M (11/10/21)
Field Goals	9 - Mark Smith at Texas (1/18/22)	10 - M.J. Randolph, Florida A&M (11/10/21)
Field Goals Attempted	18 - Nijel Pack at West Virginia (1/8/22)	17 - M.J. Randolph, Florida A&M (11/10/21)
Highest FG Percentage (min. 5 made)	100.0 (6-of-6) - Mike McGuirl vs. North Dakota (11/28/21) 100.0 (5-of-5) - Ish Massoud vs. Green Bay (12/12/21)	87.5 (7-of-8) - Morris Udeze, Wichita State (12/5/21)
Highest FG Percentage (min. 10 made)	—	58.8 (10-of-17) - M.J. Randolph, Florida A&M (11/10/21)
3-Point Field Goals Made	6 - Nijel Pack at West Virginia (1/8/22)	7 - Alfonso Plummer, Illinois (11/23/21)
3-Point Field Goals Attempted	15 - Nijel Pack at West Virginia (1/8/22)	12 - Umoja Gibson, Oklahoma (1/1/22)
3-Point Field Goal Percentage (min. 4 made)	100.0 (4-of-4) - Ish Massoud vs. Green Bay (12/12/21)	77.8 (7-of-9) - Alfonso Plummer, Illinois (11/23/21)
Free Throws	8 - Nijel Pack at Oklahoma (1/1/22)	11 - Marcus Carr, Texas (1/18/22)
Free Throws Attempted	9 - Nijel Pack at Oklahoma (1/1/22)	12 - Marcus Carr, Texas (1/18/22)
Free Throw Percentage (min. 5 made)	100.0 (6-of-6) - Markquis Nowell at Wichita State (12/5/21) 100.0 (5-of-5) - Ish Massoud at Nebraska (12/19/21) 100.0 (6-of-6) - Nijel Pack vs. Texas (1/4/22)	100.0 (10-of-10) - Chris Lykes, Arkansas (11/22/21) 100.0 (7-of-7) - Umoja Gibson, Oklahoma (1/1/22)
Offensive Rebounds	5 - Mark Smith vs. Green Bay (12/12/21)	6 - Au'Diese Toney, Arkansas (11/22/21)
Defensive Rebounds	13 - Mark Smith at Oklahoma (1/1/22)	10 - Timmy Allen, Texas (1/4/22)
Total Rebounds	16 - Mark Smith at Oklahoma (1/1/22)	14 - Timmy Allen, Texas (1/4/22)
Assists	11 - Markquis Nowell vs. Marquette (12/8/21)	7 - Andre Curbelo, Illinois (11/23/21) 7 - Tyler Kolek, Marquette (12/8/21)
Blocked Shots	3 - Carlton Linguard, Jr. at West Virginia (1/8/22)	4 - Dylan Brougham, Omaha (11/17/21)
Steals	7 - Markquis Nowell vs. TCU (1/12/22)	4 - Alonzo Verge, Jr., Nebraska (12/19/21)
Minutes Played	39 - Mark Smith at Oklahoma (1/1/22)	39 - M.J. Randolph, Florida A&M (11/10/21)

Team

K-State High	K-State Low	Category	Opponent High	Opponent Low
84 vs. North Dakota (11/28/21)	57 twice	Points Scored	72 twice	42 by North Dakota (11/28/21)
35 vs. North Dakota (11/28/21)	20 twice	Field Goals	26 twice	17 twice
67 at West Virginia (1/8/22)	50 vs. Florida A&M (11/10/21)	Field Goals Attempted	66 by Omaha (11/17/21)	44 by Green Bay (12/12/21)
60.3 vs. North Dakota (11/28/21)	33.9 at Wichita State (12/5/21)	FG Percentage	52.1 by Illinois (11/23/21)	29.3 by North Dakota (11/28/21)
13 at West Virginia (1/8/22)	3 vs. Arkansas (11/22/21)	3-Point Field Goals Made	12 by Illinois (11/23/21)	1 by UAlbany (12/1/21)
34 at West Virginia (1/8/22)	18 at Texas (1/18/22)	3-Point Field Goals Attempted	37 by Marquette (12/8/21)	15 by Florida A&M (11/10/21)
52.4 vs. Green Bay (12/12/21)	13.6 vs. Arkansas (11/22/21)	3-Point Field Goal Percentage	46.2 by Illinois (11/23/21)	%5.6 by UAlbany (12/1/21)
17 twice	5 3 times	Free Throws	27 by Arkansas (11/22/21)	1 by Marquette (12/8/21)
25 twice	7 twice	Free Throws Attempted	34 by Arkansas (11/22/21)	3 by Marquette (12/8/21)
88.9 vs. Illinois (11/23/21)	50.0 twice	Free Throw Percentage	80.8 by Texas (1/18/22)	33.3 by Marquette (12/8/21)
15 vs. UAlbany (12/1/21)	4 vs. North Dakota (11/28/21)	Offensive Rebounds	13 twice	6 3 times
35 vs. North Dakota (11/28/21)	20 3 times	Defensive Rebounds	33 twice	16 by Green Bay (12/12/21)
48 vs. UAlbany (12/1/21)	26 twice	Total Rebounds	42 3 times	22 by Green Bay (12/12/21)
25 vs. Arkansas (11/22/21)	9 twice	Fouls	21 by Wichita State (12/5/21)	9 by North Dakota (11/28/21)
14 times	0 13 times	Fouled Out	1 twice	0 14 times
21 vs. North Dakota (11/28/21)	7 3 times	Assists	21 by Marquette (12/8/21)	7 twice
19 at Nebraska (12/19/21)	^4 vs. Illinois (11/23/21)	Turnovers	18 3 times	6 by Texas (1/4/22)
7 at West Virginia (1/8/22)	0 6 times	Blocked Shots	7 by Marquette (12/8/21)	0 by North Dakota (11/28/21)
13 vs. North Dakota (11/28/21)	2 at Texas (1/18/22)	Steals	12 by Nebraska (12/19/21)	2 twice
46 vs. North Dakota (11/28/21)	18 at Oklahoma (1/1/22)	Points in Paint	30 3 times	16 3 times
25 vs. North Dakota (11/28/21)	9 vs. Texas (1/4/22)	Points off Turnovers	20 by Omaha (11/17/21)	3 by Illinois (11/23/21)
17 vs. Marquette (12/8/21)	2 vs. North Dakota (11/28/21)	2nd Chance Points	18 by Oklahoma (1/1/22)	0 by Texas Tech (1/15/22)
19 vs. Marquette (12/8/21)	0 twice	Fast Break Points	17 by Omaha (11/17/21)	2 twice
28 3 times	4 vs. Texas (1/4/22)	Bench Points	39 by Omaha (11/17/21)	6 by Nebraska (12/19/21)
46 vs. Green Bay (12/12/21)	22 at Oklahoma (1/1/22)	Points/1st Half	42 by Arkansas (11/22/21)	20 twice
61.5 vs. Green Bay (12/12/21)	25.9 vs. Arkansas (11/22/21)	FG Percentage/1st Half	60.0 by Illinois (11/23/21)	27.8 by Omaha (11/17/21)
47 at Oklahoma (1/1/22)	22 vs. Texas (1/4/22)	Points/2nd Half	44 by West Virginia (1/8/22)	22 by North Dakota (11/28/21)
69.0 vs. North Dakota (11/28/21)	22.2 vs. Texas (1/4/22)	FG Percentage/2nd Half	54.2 by Texas (1/4/22)	28.6 by North Dakota (11/28/21)

*Most in the Bruce Weber era

**Ties school record

^Third-fewest in school history and fewest since 2013.

%Second-lowest by opponent in school history

2021-22 BIGGEST LEADS/TIME IN LEAD/SPECIALITY STATS

Date	Opponent	W/L	Score	KS Big		Opp Big		Ties	LC	KS in		Opp in		Tied	Paint		Off TOs		2nd Ch		Fast Bk		Bench	
				Lead	Lead	Lead	Lead			Lead	Lead	Lead	Lead		KS	Opp	KS	Opp	KS	Opp	KS	Opp	KS	Opp
Nov. 10	FLORIDA A&M	W	67-57	13	4	7	12			24:16	10:27	5:17			20	22	19	11	9	6	8	5	22	7
Nov. 17	OMAHA	W	79-64	26	—	—	—			39:17	—	0:43			34	22	19	20	4	7	12	17	22	39
Nov. 22	vs. 13/12 Arkansas	L	64-72	—	18	1	—			—	39:18	0:42			34	30	17	13	8	16	8	9	28	24
Nov. 23	vs. 14/15 Illinois	L	64-72	3	13	1	6			4:35	34:36	0:49			28	24	23	3	9	8	6	5	28	34
Nov. 28	NORTH DAKOTA	W	84-42	44	2	1	2			38:23	0:16	1:21			46	16	25	8	2	6	10	6	25	22
Dec. 1	UALBANY	W	71-43	28	2	2	4			34:47	3:18	1:55			24	16	14	14	12	3	7	8	24	20
Dec. 5	@Wichita State	W	65-59	8	12	9	9			10:44	25:29	3:47			28	20	15	10	10	3	7	3	20	16
Dec. 8	MARQUETTE	L	63-64	6	7	8	9			21:07	13:57	4:56			30	24	11	10	17	6	19	2	11	19
Dec. 12	GREEN BAY	W	82-64	21	3	2	4			35:50	2:48	1:22			30	30	13	9	6	6	2	4	18	11
Dec. 19	@Nebraska	W	67-58	10	10	4	10			21:00	16:31	2:29			34	28	22	11	15	6	15	10	23	6
Dec. 21	McNEESE	W	74-59	21	9	2	3			25:20	11:18	3:22			30	22	16	13	8	6	16	11	28	25
Jan. 1	@Oklahoma*	L	69-71	—	15	1	0			—	37:19	2:41			18	20	12	14	8	18	17	6	8	10
Jan. 4	14/16 TEXAS*	L	57-70	9	13	2	3			22:44	15:13	2:03			24	28	9	6	8	8	6	5	4	14
Jan. 8	@West Virginia*	L	68-71	17	8	2	1			30:30	7:56	1:34			24	26	13	9	7	9	11	12	6	11
Jan. 12	TCU*	L	57-60	5	10	8	5			18:43	14:19	6:58			26	30	17	15	8	8	0	11	7	7
Jan. 15	19/19 TEXAS TECH*	W	62-51	11	8	4	5			25:29	11:54	2:37			20	22	18	11	13	0	2	6	21	8
Jan. 18	@23/22 Texas*	W	66-65	3	9	5	9			5:15	31:42	3:03			28	16	10	11	13	7	0	2	17	6
Jan. 22	7/7 KANSAS*																							
Jan. 25	@Baylor*																							
Jan. 29	@Ole Miss																							
Feb. 2	OKLAHOMA STATE*																							
Feb. 5	@TCU*																							
Feb. 9	BAYLOR*																							
Feb. 12	@Iowa State*																							
Feb. 14	WEST VIRGINIA*																							
Feb. 19	@Oklahoma State*																							
Feb. 22	@Kansas*																							
Feb. 26	IOWA STATE*																							
Feb. 28	@Texas Tech*																							
Mar. 5	OKLAHOMA*																							

2021-22 INDIVIDUAL POINTS-REBOUNDS-ASSISTS

Date	Opponent	00	1	2	3	12	13	14	15	20	21	22	23	24	25	33
		McGuirl	Nowell	Edwards	Miguel	Linguard	Smith	Honas	Harris	Ezeagu	Bradford	Kasubke	Brooks	Pack	Massoud	Landers
Nov. 10	FLORIDA A&M	3-4-1	6-2-6	INJ	3-4-1	INJ	12-6-1	CD	CD	7-5-3	3-3-0	3-0-0	CD	18-3-3	5-3-0	0-0-0
Nov. 17	OMAHA	0-3-2	11-3-3	INJ	8-3-6	INJ	11-8-2	0-0-0	CD	8-6-0	8-5-0	3-2-0	0-0-0	15-0-5	15-6-0	0-1-0
Nov. 22	vs. 13/12 Arkansas	9-3-4	10-3-0	INJ	14-9-1	INJ	4-8-0	CD	CD	4-4-0	1-4-0	5-1-0	CD	14-2-2	0-3-0	3-1-0
Nov. 23	vs. 14/15 Illinois	5-4-0	19-6-2	INJ	0-2-4	INJ	4-3-3	CD	CD	4-2-0	2-2-0	2-0-0	CD	15-4-0	13-2-0	0-0-0
Nov. 28	NORTH DAKOTA	15-3-5	18-2-5	INJ	INJ	2-0-0	11-10-2	0-1-0	CD	15-7-0	INJ	0-1-3	0-0-0	16-3-2	2-7-3	5-3-1
Dec. 1	UALBANY	6-2-3	6-1-2	INJ	12-10-3	CD	14-10-2	0-0-0	CD	8-3-0	4-6-0	2-2-2	0-0-0	17-5-3	2-4-0	0-3-0
Dec. 5	@Wichita State	10-2-4	16-8-4	INJ	12-6-3	CD	3-7-0	CD	CD	14-6-0	0-0-0	8-1-0	CD	INJ	2-5-0	0-1-0
Dec. 8	MARQUETTE	6-5-2	11-8-11	INJ	2-2-0	CD	17-8-3	CD	CD	2-8-1	9-1-0	0-2-0	CD	INJ	16-6-1	CD
Dec. 12	GREEN BAY	INJ	22-3-8	INJ	6-3-1	0-0-0	14-10-3	0-0-0	0-1-0	5-0-0	6-0-1	2-0-1	0-0-0	6-1-1	17-4-2	4-3-0
Dec. 19	@Nebraska	5-1-2	4-4-3	INJ	7-4-1	CD	6-7-0	CD	CD	9-9-0	9-5-0	2-0-1	CD	15-8-5	10-4-0	0-0-0
Dec. 21	McNEESE	5-3-2	18-4-10	INJ	17-4-0	CD	7-10-2	CD	CD	0-1-0	6-3-0	0-0-2	INJ	18-5-1	3-4-0	0-0-0
Jan. 1	@Oklahoma*	7-5-0	INJ	INJ	6-4-3	CD	25-16-5	CD	CD	0-0-0	1-1-0	0-0-0	INJ	17-2-2	13-2-0	0-1-0
Jan. 4	14/16 TEXAS*	2-5-1	INJ	INJ	13-8-1	4-2-0	6-7-1	CD	INJ	INJ	INJ	2-0-1	INJ	21-5-3	9-0-0	INJ
Jan. 8	@West Virginia*	INJ	10-3-10	INJ	5-6-0	0-5-0	14-8-5	CD	INJ	INJ	6-3-0	0-2-1	INJ	20-5-0	13-5-1	INJ
Jan. 12	TCU*	INJ	18-3-4	INJ	6-4-1	CD	10-9-1	CD	CD	5-3-0	6-2-0	0-0-0	CD	10-4-2	2-1-0	CD
Jan. 15	19/19 TEXAS TECH*	10-0-1	7-4-9	INJ	6-3-3	CD	12-6-2	CD	CD	3-2-0	2-3-0	3-2-0	CD	14-7-1	5-1-0	CD
Jan. 18	@23/22 Texas*	13-3-0	4-1-3	INJ	5-5-1	0-4-0	22-8-1	CD	CD	0-1-0	2-2-0	0-1-0	CD	16-1-2	4-2-0	CD
Jan. 22	7/7 KANSAS*															
Jan. 25	@Baylor*															
Jan. 29	@Ole Miss															
Feb. 2	OKLAHOMA STATE*															
Feb. 5	@TCU*															
Feb. 9	BAYLOR*															
Feb. 12	@Iowa State*															
Feb. 14	WEST VIRGINIA*															
Feb. 19	@Oklahoma State*															
Feb. 22	@Kansas*															
Feb. 26	IOWA STATE*															
Feb. 28	@Texas Tech*															
Mar. 5	OKLAHOMA*															

2021-22 MISCELLANEOUS SEASON/CAREER STATS

#	PLAYER	Leading Scorer		Leading Rebounder		Assists Leader		Total Dunks		10+ Points		20+ Points		30+ Points		10+ Rebounds		10+ Assists		D-D (Pts/Rebs)		D-D (Pts/Asts)	
		21-22	Career	21-22	Career	21-22	Career	21-22	Career	21-22	Career	21-22	Career	21-22	Career	21-22	Career	21-22	Career	21-22	Career	21-22	Career
00	McGUIRL, Mike	—	13	—	7	4	23	1	5	4	34	—	2	—	—	—	—	—	—	—	—	—	—
1	NOWELL, Markquis	6	6	3	3	10	10	—	—	10	57	1	18	—	3	—	—	3	8	—	—	3	8
2	EDWARDS, Maximus	—	—	—	—	—	—	—	—	—	—	—	—	—	—	—	—	—	—	—	—	—	—
3	MIGUEL, Selton	1	2	4	6	3	10	2	5	6	13	—	—	—	—	1	1	—	—	1	1	—	—
4	LEWIS, Seryee	—	—	—	—	—	—	—	2	—	—	—	—	—	—	—	—	—	—	—	—	—	—
12	LINGUARD, Jr., Carlton	—	—	—	—	—	—	—	—	—	1	—	—	—	—	—	—	—	—	—	—	—	—
13	SMITH, Mark	3	3	10	10	1	1	2	2	11	51	1	6	—	—	5	6	—	—	4	5	—	—
14	HONAS, Drew	—	—	—	—	—	—	—	—	—	—	—	—	—	—	—	—	—	—	—	—	—	—
15	HARRIS, Trey	—	—	—	—	—	—	—	—	—	—	—	—	—	—	—	—	—	—	—	—	—	—
20	EZEAGU, Kaosi	—	—	2	4	—	—	18	30	2	6	—	—	—	—	—	—	—	—	—	—	—	—
21	BRADFORD, Davion	—	4	—	7	—	—	11	43	—	10	—	—	—	—	—	—	—	—	—	—	—	—
22	KASUBKE, Luke	—	—	—	—	—	—	—	—	—	—	—	—	—	—	—	—	—	—	—	—	—	—
23	BROOKS, Jordan	—	—	—	—	—	—	—	—	—	—	—	—	—	—	—	—	—	—	—	—	—	—
24	PACK, Nijel	9	20	1	2	3	15	1	1	14	30	2	5	—	—	—	—	—	—	—	—	—	—
25	MASSOUD, Ish	1	1	—	—	—	—	3	3	7	18	—	1	—	1	—	—	—	—	—	—	—	—
33	LANDERS, Logan	—	—	—	—	—	—	—	—	—	—	—	—	—	—	—	—	—	—	—	—	—	—

+/- CHART

	SEASON	CAREER
Nijel Pack	+129	
Mark Smith	+114	
Ish Massoud	+85	
Markquis Nowell	+77	
Kaosi Ezeagu	+74	
Selton Miguel	+65	
Davion Bradford	+21	
Carlton Linguard, Jr.	+11	
Mike McGuirl	+11	
Luke Kasubke	+1	
Jordan Brooks	+1	
Trey Harris	-1	
Drew Honas	-2	
Logan Landers	-12	
Maximus Edwards	—	
Seryee Lewis	—	

FTs in LAST 5 MINUTES

	SEASON	CAREER
Ish Massoud	7-7	7-7
Markquis Nowell	12-14	12-14
Nijel Pack	11-12	19-23
Mark Smith	8-16	8-16
Mike McGuirl	3-6	40-53
Selton Miguel	2-4	16-24
Luke Kasubke	0-0	8-10
Davion Bradford	0-0	5-8
Kaosi Ezeagu	0-0	4-7
Seryee Lewis	0-0	2-5

CHARGES DRAWN

	SEASON	CAREER
Kaosi Ezeagu	5	11
Mark Smith	3	3
Nijel Pack	2	7
Luke Kasubke	2	3
Logan Landers	1	1
Selton Miguel	1	1
Markquis Nowell	1	1
Mike McGuirl	1	17

STARTING LINEUP (8)

	SEASON	CAREER
Pack, McGuirl, Smith, Massoud, Ezeagu	3-0	2-0
Pack, Miguel, Smith, Massoud, Ezeagu	1-3	1-3
Nowell, McGuirl, Smith, Massoud, Ezeagu	1-1	1-1
Nowell, Miguel, Smith, Massoud, Ezeagu	1-0	1-0
Nowell, Smith, Pack, Massoud, Ezeagu	2-0	2-0
Miguel, Smith, Pack, Massoud, Linguard	0-1	0-1
Nowell, Pack, Miguel, Smith, Massoud	0-1	0-1
Nowell, Pack, Miguel, Smith, Bradford	2-1	2-1

GAMES MISSED

Maximus Edwards	17
Seryee Lewis	17
Carlton Linguard, Jr.	7
Jordan Brooks	4
Mike McGuirl	3
Davion Bradford	2
Markquis Nowell	2
Nijel Pack	2
Kaosi Ezeagu	2
Trey Harris	2
Logan Landers	2
Selton Miguel	1
TOTAL	61

**PLAY HARD CHART

	SEASON	CAREER
Mark Smith	102	102
Markquis Nowell	84	84
Selton Miguel	59	164
Kaosi Ezeagu	56	141
Nijel Pack	49	166
Davion Bradford	48	144
Mike McGuirl	45	407
Ish Massoud	34	34
Luke Kasubke	26	59
Carlton Linguard, Jr.	13	30
Logan Landers	13	13
Seryee Lewis	0	15

***A point system based on the number of deflections/blocks, steals, dives, loose balls, offensive rebounds and charges and named in honor of former K-State director of development Wayne McClain who passed away on Oct. 15, 2014.*

TOP SCORING PERFORMANCES

25, Mark Smith at Oklahoma (1/1/22)
22, Markquis Nowell vs. Green Bay (12/12/21)
22, Mark Smith at Texas (1/18/22)
21, Nijel Pack vs. Texas (1/4/22)
20, Nijel Pack at West Virginia (1/8/22)
19, Markquis Nowell vs. Illinois (11/23/21)
18, Nijel Pack vs. Florida A&M (11/10/21)
18, Markquis Nowell vs. North Dakota (11/28/21)
18, Markquis Nowell vs. McNeese (12/21/21)
18, Nijel Pack vs. McNeese (12/21/21)
18, Markquis Nowell vs. TCU (1/12/22)

TOP REBOUNDING PERFORMANCES

16, Mark Smith at Oklahoma (1/1/22)
10, Mark Smith vs. North Dakota (11/28/21)
10, Selton Miguel vs. UAlbany (12/2/21)
10, Mark Smith vs. UAlbany (12/2/21)
10, Mark Smith vs. Green Bay (12/12/21)
10, Mark Smith vs. McNeese (12/21/21)

TOP ASSIST PERFORMANCES

11, Markquis Nowell vs. Marquette (12/8/21)
10, Markquis Nowell vs. McNeese (12/21/21)
10, Markquis Nowell at West Virginia (1/8/22)

TOP 3-POINT FG PERFORMANCES

6, Nijel Pack at West Virginia (1/8/22)
5, Nijel Pack vs. UAlbany (12/2/21)
4, Nijel Pack vs. Florida A&M (11/10/21)
4, Nijel Pack vs. North Dakota (11/28/21)
4, Ish Massoud vs. Green Bay (12/12/21)
4, Markquis Nowell vs. Green Bay (12/12/21)
4, Nijel Pack vs. McNeese (12/21/21)
4, Markquis Nowell vs. TCU (1/12/22)

TOP STEAL PERFORMANCES

7, Markquis Nowell vs. TCU (1/12/22)
5, Markquis Nowell vs. North Dakota (11/28/21)
5, Markquis Nowell vs. Texas Tech (1/15/22)

TOP BLOCK PERFORMANCES

3, Carlton Linguard, Jr., at West Virginia (1/8/22)
2, Kaosi Ezeagu vs. Omaha (11/17/21)
2, Ish Massoud vs. Omaha (11/17/21)

2021-22 BOXSCORES/RECAPS

O1 FLORIDA A&M

Nov. 10, 2021 | Manhattan, Kan. / Bramlage Coliseum

Florida A&M	30	27	—	57
K-STATE	33	34	—	67

► Sophomore reserve **Selton Miguel** scored all 10 of his points in a pivotal stretch in the second half to help propel K-State past Florida A&M, 67-57, in the opener for both teams on Nov. 10 before 5,296 fans at Bramlage Coliseum.

► Miguel, who went scoreless in the first half, caught fire at the right moment in the second half for the Wildcats, which was in a back and forth affair with the Rattlers (0-1). He scored all 10 of his points in a 12-2 run that flipped a one-point deficit (42-43) with 13:28 to play into a 9-point advantage (54-45) with 9:17 remaining. He ignited the pivotal run with a layup that gave K-State the lead for good at 44-43 with 12:49 to play then followed with a jumper for a 5-point lead (48-43) before capping the run with consecutive 3-pointers.

► K-State was able to break open an early back-and-forth contest with a pivotal 10-1 run over a 3-minute span late in the first half. Moments after Pitt State tied the game at 18-all with just over 8 minutes to play before halftime, sophomore **Ish Massoud** ignited the 10-1 run with a pull-up jumper. It was followed by a 3-pointer from junior **Markquis Nowell**, layups by fifth-year **Mark Smith** and Miguel and a 3-pointer by fifth-year senior **Mike McGuirl**.

► The run enabled the Wildcats to stretch ahead and build as much as a 13-point lead en route to the victory. The Rattlers led by as many as 4 points on multiple occasions in the first half, and after falling behind by 5 (31-26) right before halftime, surged back ahead moments after halftime.

► K-State relied on its usually strong defense to earn its 23rd win in the last 25 home openers, holding a foe below 60 points for the 104th time under **Bruce Weber**. The Wildcats held the Rattlers to 41.5 percent (22-of-53) shooting, including 20 percent (3-of-15) from 3-point range, and forced 18 turnovers.

► Miguel was joined in double figures by fellow sophomore **Nijel Pack**, who led the team with 18 points on 6-of-11 field goals, including 4-of-7 from 3-point range, and fifth-year senior **Mark Smith**, who collected 12 points on 4-of-10 shooting and 6 rebounds. Junior **Kaosi Ezeagu** had solid stat line with 7 points, 5 rebounds and 3 assists in just 18 minutes.

► With the win, K-State moved to 92-26 all-time in season openers dating back to 1903, including a 28-3 mark at Bramlage Coliseum. The Wildcats are now 8-2 in season openers under head coach **Bruce Weber**.

FLORIDA A&M (0-1)														
No.	Name	PTS	FG	3FG	FT	O	D	R	PF	A	TO	S	B	MIN
10	BARRIS, Chase	F	0	0-2	0-0	0-0	2	7	9	2	0	2	0	1 26
25	JONES, D.J.	F	7	3-9	0-2	1-2	2	3	5	4	7	1	1	31
01	SPEER, Jalen	G	10	3-9	2-5	2-2	0	1	1	1	0	4	0	28
02	REAVES, Kamron	G	6	3-9	0-5	0-0	0	1	1	2	3	0	0	33
03	RANDOLPH, M.J.	G	27	10-17	1-3	6-7	1	6	7	3	6	3	1	39
34	STAMPS, Legend	4	2-2	0-0	0-0	1	3	4	4	0	0	0	0	17
13	WILLIAMS, Jamir	0	0-1	0-0	0-1	1	3	4	3	0	2	1	0	14
00	STEVENS, Dimingus	1	0-2	0-2	1-2	0	0	0	0	0	1	1	0	6
05	LITTLE, Keith	2	1-2	0-0	0-0	0	0	0	0	0	1	0	0	6
33	MATHEWS, Richard	0	0-0	0-0	0-0	0	0	0	1	0	0	0	0	1+
TEAM						1	0	1			1			
TOTALS		57	22-63	3-15	10-14	8	24	32	19	9	18	4	2	200

	FG	FG%	3FG	3FG%	FT	FT%	Deadball Rebounds: 0, 1
1st Half	11-24	45.8	2-8	25.0	6-9	66.7	Biggest Run: 7 (17:19 1H)
2nd Half	11-29	37.9	1-7	14.3	4-5	80.0	Largest Lead: 4 (13:09 1H)
GAME	22-53	41.5	3-15	20.0	10-14	71.4	Technical Fouls: None

K-STATE (1-0)														
No.	Name	PTS	FG	3FG	FT	O	D	R	PF	A	TO	S	B	MIN
20	EZEAGU, Kaosi	F	7	1-2	0-0	5-8	2	3	5	2	3	0	0	18
25	MASSOUD, Ismael	F	5	2-5	1-3	0-0	0	3	3	0	1	0	0	26
00	MCGUIRL, Mike	G	3	0-6	0-3	3-4	0	4	4	2	1	4	2	15
13	SMITH, Mark	G	12	4-10	1-3	3-6	1	5	6	2	1	1	0	34
24	PACK, Nijel	G	18	6-11	4-7	2-2	2	1	3	1	3	1	2	31
21	BRADFORD, Davion	3	1-2	0-0	1-2	2	1	3	1	0	0	0	0	14
01	NOVELL, Markquis	10	4-6	2-2	0-1	1	6	7	2	1	2	0	0	23
01	NOVELL, Markquis	6	2-5	0-2	2-2	0	2	2	2	6	2	0	0	23
22	KASUBKE, Luke	3	1-3	1-2	0-0	0	0	0	0	1	0	0	1	14
33	LANDERS, Logan	0	0-0	0-0	0-0	0	0	0	0	0	0	0	0	2
TEAM						1	2				3			
TOTALS		67	21-50	9-22	16-25	9	26	35	16	15	14	5	0	200

	FG	FG%	3FG	3FG%	FT	FT%	Deadball Rebounds: 4, 1
1st Half	9-29	31.0	6-14	42.9	9-12	75.0	Biggest Run: 9 (2:57 1H)
2nd Half	12-21	57.1	3-8	37.5	7-13	53.8	Largest Lead: 13 (3:28 2H)
GAME	21-50	42.0	9-22	40.9	16-25	64.0	Technical Fouls: None

Officials: Doug Simmons, Rick Crawford, Blanca Burns
 Attendance: 5,296 | Start Time: 7:01 p.m. | Game Duration: 2:06
 FAMU led for 10:27 // K-State led 24:16 // Game was tied for 5:17
 Lead Changes: 12 // Times Tied: 7

Points From	Off Turnovers	Paint	2nd Chance	Fast Break	Bench
FAMU	11	22	6	5	7
K-State	19	20	9	8	22

O2 OMAHA

Nov. 17, 2021 | Manhattan, Kan. / Bramlage Coliseum

Omaha	26	38	—	64
K-STATE	42	37	—	79

► K-State showed a glimpse of its offensive potential, as the Wildcats connected on 50 percent or better from the field in both halves to out-muscle a determined Omaha squad, 79-64, on Nov. 17 at Bramlage Coliseum.

► In a complete reversal of the nail-biter from last season, in which, K-State won 60-58 on a 3-pointer by **Selton Miguel** with 9.7 second remaining, the Wildcats led from start to finish against the Mavericks. K-State led by as many 26 points before Omaha scored 13 of the last 15 points to close the gap.

► K-State was efficient on the offensive end, converting on 52.8 percent (28-of-53) from the field, including 47.4 percent (9-of-19) from 3-point range, and knocking down 14 of 16 free throw attempts. The Wildcats had 18 assists on their 28 made field goals while scoring 34 points in the paint.

► Seven Wildcats had at least 8 points, including four double-digit scorers with 15 points each from sophomores **Ish Massoud** and **Nijel Pack** and 11 for both fifth-year senior **Mark Smith** and junior **Markquis Nowell**. Big men **Kaosi Ezeagu** and **Davion Bradford** combined for 16 points on 8-of-14 shooting. Miguel dished out a team-best 6 assists in his first start of the season.

► The Wildcats connected on 54.8 percent (17-of-31) of their field goals in the first half with 10 assists to build as much as a 21-point lead then followed it by knocking down 50 percent (11-of-22) of their shots in the second half with 8 assists to build as much as the aforementioned 26-point advantage. It marked the first time the team shot better than 50 percent in both halves since a win against Milwaukee on Dec. 11, 2020.

► The defense, which showed promise in the opening win over Florida A&M on November 10, struggled at times against an Omaha team that nearly overcame a 29-point deficit against Ball State. Although the Mavericks shot 34.7 percent (23-of-66) from the field, 11 of their 23 field goals came on 3-pointers, while they took advantage of some sloppy Wildcat turnovers to score 20 points.

► Omaha junior **Kyle Luedtke** came off the bench to lead all scorers with 16 points on 6-of-14 field goals. Five other Mavericks had at least 6 points.

► The win gave K-State a 2-0 start for the seventh time in the last 8 seasons but for the first time since the 2019-20 season. The Wildcats have now started 2-0 under head coach **Bruce Weber** in 8 of his 10 seasons.

OMAHA (1-2)														
No.	Name	PTS	FG	3FG	FT	O	D	R	PF	A	TO	S	B	MIN
23	FIDLER, Frankie	F	2	1-6	0-1	0-0	0	4	4	0	3	2	0	0 23
44	POORBEAR-CHANDLER, Isaiah	F	4	1-3	0-0	2-2	2	0	2	2	0	1	1	0 15
00	ROE, Sami	G	8	3-12	2-5	0-0	1	1	2	3	0	0	0	25
22	SMITH, Marco	G	5	2-6	1-2	0-0	0	3	3	6	1	0	0	24
25	LEMETTI, Felix	G	6	2-8	2-8	0-1	0	2	2	1	4	0	3	0 29
02	HUGHES, Darrius	8	2-6	0-0	4-5	0	2	2	1	2	2	2	0	21
03	LUEDTKE, Kyle	16	6-14	4-8	0-0	2	1	3	1	1	3	1	0	26
14	BROUGHAM, Dylan	6	3-5	0-0	0-1	2	2	1	0	1	0	4	0	16
33	AROP, Akei	6	2-4	1-1	-1-2	1	3	4	1	0	1	1	0	17
15	FRICKENSTEIN, Grant	0	0-0	0-0	0-0	0	0	0	0	1	0	0	0	2
21	EVANS, Devin	3	1-2	1-2	0-0	1	1	0	0	0	0	0	0	2
TEAM						3	1	4						
TOTALS		64	23-66	11-27	7-11	11	18	29	13	17	11	8	4	200

	FG	FG%	3FG	3FG%	FT	FT%	Deadball Rebounds: 3, 0
1st Half	10-36	27.8	4-12	33.3	2-3	66.7	Biggest Run: 10 (9:09 2H)
2nd Half	13-30	43.3	7-15	46.7	5-8	62.5	Largest Lead: 0
GAME	23-66	34.8	11-27	40.7	7-11	63.6	Technical Fouls: None

K-STATE (2-0)														
No.	Name	PTS	FG	3FG	FT	O	D	R	PF	A	TO	S	B	MIN
20	EZEAGU, Kaosi	F	8	3-3	0-0	2-2	0	6	6	1	0	1	1	28
25	MASSOUD, Ismael	F	15	5-10	3-6	2-2	0	6	6	2	0	1	0	30
03	MIGUEL, Selton	G	8	4-6	0-1	0-0	0	3	3	1	6	4	1	0 24
13	SMITH, Mark	G	11	4-5	0-1	3-4	1	7	8	2	2	2	0	25
24	PACK, Nijel	G	15	5-8	3-4	2-2	0	0	0	0	5	1	1	0 20
00	MCGUIRL, Mike	0	0-1	0-0	0-0	1	2	3	3	2	3	1	0	17
01	NOVELL, Markquis	11	2-8	2-5	5-6	0	3	3	1	3	1	2	0	21
21	BRADFORD, Davion	8	4-8	0-0	0-0	3	2	5	0	0	1	0	1	14
22	KASUBKE, Luke	3	1-3	1-2	0-0	0	2	2	2	0	2	0	0	20
33	LANDERS, Logan	0	0-1	0-0	0-0	1	0	1	0	1	0	0	0	10
14	HONAS, Drew	0	0-0	0-0	0-0	0	0	0	0	0	0	0	0	1+
23	BROOKS, Jordan	0	0-0	0-0	0-0	0	0	0	0	0	0	0	0	0+
TEAM						2	2	4						
TOTALS		79	28-53	9-19	14-16	8	33	41	13	18	16	6	5	200

	FG	FG%	3FG	3FG%	FT	FT%	Deadball Rebounds: 4, 1
1st Half	17-31	54.8	3-8	37.5	5-6	83.3	Biggest Run: 9 (2:57 1H)
2nd Half	11-22	50.0	6-11	54.5	9-10	90.0	Largest Lead: 13 (3:28 2H)
GAME	28-53	52.8	9-19	47.4	14-16	87.5	Technical Fouls: None

Officials: Jamie Luckie, Patrick Adams, Amy Bonner
 Attendance: 5,259 | Start Time: 7:01 p.m. | Game Duration: 1:49
 K-State led 39:17 // Game was tied for 0:43
 Lead Changes: 12 // Times Tied: 7

Points From	Off Turnovers	Paint	2nd Chance	Fast Break	Bench
Omaha	20	22	7	17	39
K-State	19	34	4	12	22

O3 13/12 ARKANSAS

Nov. 22, 2021 | Kansas City, Mo. / T-Mobile Center

Arkansas	42	30	—	72
K-STATE	24	40	—	64

► K-State nearly dug itself out of an 18-point deficit with a gritty second-half effort, however, No. 13/12 Arkansas made the right plays down the stretch to hold off the rally in a 72-64 win on Nov. 22 in the semifinals of the Hall of Fame Classic before 9,409 fans at the T-Mobile Center.

► Down by as many as 18 points, including 45-27, just under 2 minutes into the second half, the Wildcats closed to within 62-54 on a pair of free throws by sophomore **Nijel Pack** with 1:53 to play then to 66-60 on a Pack 3-pointer with under a minute to play. However, reserve **Chris Lykes** was a perfect 10-of-10 from the line in the last 1:46 to stave off any further attempts at a comeback.

► Lykes was among five Razorbacks in double figures, tying for the team lead with junior **Conner Vanover** with 14 points each, while senior **Au'Diese Toney** added a near double-double with 13 points and 9 rebounds.

► Pack tied for the game-high lead with 14 points on 5-of-12 field goals and 3-of-3 free throws, while fellow sophomore **Selton Miguel** had a near double-double with a game-tying 14 points on 5-of-11 shooting to go with a career-best 9 rebounds. Junior **Markquis Nowell** added 10 points, eclipsing 1,000 points in college in a career that started at Little Rock in 2018-19.

► K-State dug itself into its double-digit deficit with a poor offensive start, as the Wildcats connected on just 25.9 percent (7-of-27) from the field, including 0-of-10 from 3-point range, in the first half to go with 8 turnovers. The team flipped the switch in the second half, scoring 40 points on 46.9 percent (15-of-32) shooting from the field and 77.8 percent (7-of-9) from the line.

► The teams were nearly identical shooting the ball with K-State connecting on 37.3 percent (22-of-59) from the field compared to Arkansas' 36.2 percent (21-of-58), as they combined to hit just 6 of 44 3-point attempts (13.6 percent). However, the Razorbacks took advantage of the 45 personal fouls to convert on 27 of 34 free throw attempts (79.4 percent), which was 10 more than the Wildcats (17-of-23; 73.9 percent).

► K-State held Arkansas to 12 points under its scoring average (84.3 ppg) and more than 12 percentage points under its field goal percentage (48.4 percent).

► The loss ended a unique streak for K-State, as the Wildcats entered 4-0 vs. SEC opponents in the T-Mobile Center, including 3-0 vs. ranked SEC foes.

2021-22 BOXSCORES/RECAPS

07 WICHITA STATE

Dec. 5, 2021 | Wichita, Kan. / INTRUST Bank Arena

Wichita State	30	29	—	59
K-STATE	32	33	—	65

▶ Junior **Markquis Nowell** scored 5 of his team-high 16 points in a late 7-0 run, including a dagger of a 3-pointer with 1:35 to play, that helped lift the Wildcats to a 65-59 win over in-state rival Wichita State on Dec. 5 before 14,488 fans at INTRUST Bank Arena.

▶ Nowell, who had come off the bench in the first 6 games, drew his first start of the season after starting point guard **Nijel Pack** was ruled out after going down with an injury in practice on Saturday. Nowell kept the Wildcats in the contest with both his scoring and decision-making, as led the way in points (16), rebounds (8) and assists (4) while playing a team-high 35 minutes.

▶ The first meeting between the schools since 2003 did not disappoint, as the near sold-out crowd saw WSU jump out to an 20-8 lead before K-State rallied to take the lead right before halftime on a 17-4 run. However, the Shockers seized the momentum early in the second half by scoring 14 of the first 19 points before the Wildcats rallied yet again to take a 46-44 with 7:35 remaining.

▶ All told, the teams battled through 9 lead changes and 9 ties, including 54-all, after freshman **Ricky Council IV** knocked down a 3-pointer with 2:02 to play. Nowell responded with a 3-pointer of his own with 1:35 to play to key the 7-0 run by K-State, as he followed with a pair of free throws before a steal and dunk by senior **Mark Smith** gave the Wildcats a 61-54 lead with 48 seconds.

▶ K-State held WSU to its lowest point total of the season, allowing just 59 points on 35.2 percent (19-of-54) shooting, including 21.7 percent (5-of-23) from 3-point range. It marked the third straight opponent held under 60 points.

▶ Nowell was joined in double figures by three other Wildcats, including junior **Kaosi Ezeagu**, who scored 14 points on 5-of-6 field goals to go with 6 rebounds in a season-high 25 minutes. Sophomore **Selton Miguel** chipped in 12 points on 4-of-11 shooting with 6 rebounds and 3 assists off the bench, while senior **Mike McGuirl** added 10 points and team-tying 4 assists.

▶ Offensively, the Wildcats connected on just 33.9 percent (21-of-62) from the field, including 24 percent (6-of-25) from 3-point range, and hit on 17 of 25 attempts (68 percent) from the free throw line. However, they held the edge in points off turnovers (15-10), points in the paint (28-20), second-chance points (10-3), fast-break points (7-3) and bench points (20-16).

WICHITA STATE (6-2)														
No.	Name	PTS	FG	3FG	FT	O	D	R	PF	A	TO	S	B	MIN
24	UDEZE, Morris	F	19	7-8	0-0	5-7	2	5	7	1	0	1	0	32
32	PLEASANT, Joe	F	3	1-2	1-1	0-0	0	7	7	2	0	1	1	20
00	DENNIS, Dexter	G	6	2-5	0-3	2-2	1	6	7	3	1	1	2	31
01	ETIENNE, Tyson	G	11	4-20	1-11	2-3	0	1	1	1	3	2	0	34
03	PORTER, Jr., Craig	G	4	0-0	0-0	4-4	0	2	2	2	1	3	0	18
04	COUNCIL, IV, Ricky	S	2-7	1-2	0-0	1	5	6	3	2	4	0	0	23
05	JACKSON, Clarence	0	0-1	0-1	0-0	0	3	3	4	0	1	0	0	10
11	PHOTO, Kenny	3	1-5	1-2	0-0	1	0	1	0	0	0	0	0	1
22	GRANT, Qua	S	1-5	0-2	3-4	0	3	3	5	1	1	1	0	22
02	JENKINS, Chance	3	1-1	1-1	0-0	0	0	0	0	0	0	0	0	4
TEAM						1	2							
TOTALS		59	19-54	5-23	16-20	6	33	39	21	8	14	4	5	200

	FG	FG%	3FG	3FG%	FT	FT%	Deadball Rebounds: 5.0
1st Half	9-29	31.0	4-13	30.8	8-9	88.9	Biggest Run: 9 (17:21 1H)
2nd Half	10-25	40.0	1-10	10.0	8-11	72.7	Largest Lead: 12 (12:15 1H)
GAME	19-54	35.2	5-23	21.7	16-20	80.0	Technical Fouls: None

K-STATE (5-2)														
No.	Name	PTS	FG	3FG	FT	O	D	R	PF	A	TO	S	B	MIN
20	EZEAGU, Kaosi	F	14	5-6	0-0	4-7	2	4	6	3	0	0	1	25
25	MASOUD, Ismael	F	2	1-7	0-4	0-0	1	4	5	2	0	1	2	0
00	MCGUIRL, Mike	G	10	3-11	1-7	3-4	0	2	2	2	4	1	0	32
01	NOWELL, Markquis	G	16	4-15	2-7	6-6	1	7	8	3	4	1	1	35
13	SMITH, Mark	G	3	1-5	0-2	1-4	0	7	7	1	0	2	3	30
21	BRADFORD, Davion	0	0-2	0-0	0-0	0	0	3	0	0	0	0	0	5
03	MIGUEL, Selton	12	4-11	1-3	3-4	3	6	0	3	3	1	0	1	29
22	KASUBKE, Luke	8	3-5	2-2	0-0	0	1	1	2	0	1	0	0	16
33	LANDERS, Logan	0	0-0	0-0	0-0	1	0	1	0	0	0	0	0	3
TEAM						3	4	7						
TOTALS		65	21-62	6-25	17-25	11	32	43	17	11	7	7	2	200

	FG	FG%	3FG	3FG%	FT	FT%	Deadball Rebounds: 1.0
1st Half	12-34	35.3	4-15	26.7	4-6	66.7	Biggest Run: 11 (4:59 1H)
2nd Half	9-28	32.1	2-10	20.0	13-19	68.4	Largest Lead: 8 (0:39 2H)
GAME	21-62	33.9	6-25	24.0	17-25	68.0	Technical Fouls: Smith (8:39 1H)

Officials: Terry Oglesby, Byron Jarrett, Doug Simons
 Attendance: 14,488 | Start Time: 5:05 p.m. | Game Duration: 2:10
 K-State led for 10:44 // WSU led 25:29 // Game was tied for 3:47
 Lead Changes: 9 // Times Tied: 9

Points From	Off Turnovers	Paint	2nd Chance	Fast Break	Bench
WSU	10	20	3	3	16
K-State	15	28	10	7	20

08 MARQUETTE

Dec. 8, 2021 | Manhattan, Kan. / Bramlage Coliseum

Marquette	31	33	—	64
K-STATE	30	33	—	63

▶ Redshirt freshman **Oso Ighodaro** blocked sophomore **Ish Massoud's** shot at the rim with 4 seconds left, as Marquette withstood a late K-State rally to post a 64-63 win in the third edition of the BIG EAST/Big 12 Battle on Dec. 8 before 7,184 fans at Bramlage Coliseum.

▶ Down 61-54 with 5:42 to play after freshman **Kam Jones** connected on Marquette's 10th 3-point field goal of the game, K-State twice closed to within one point in the last minute of play, lastly on a 3-pointer from the corner by senior **Mike McGuirl** with 19 seconds left to make it 64-63.

▶ The Wildcats had to foul on 3 straight possessions to put Golden Eagles (8-2) at the free throw line for the 1-and-1 opportunity with 14 seconds, as Jones missed the front end of the free throw to give K-State one last chance to win. With no timeouts, Massoud drove to the basket and attempted to lay the ball off the rim from under the standard but was blocked by Ighodaro with 4 seconds remaining and redshirt freshman **Tyler Kolek** grabbed the rebound.

▶ Although the Golden Eagles knocked down 11 3-point field goals on the night, it was their inside game in the second half that proved to be the deciding factor, as they scored 16 of their 33 points in the paint and were a combined 10-of-13 from inside the arc after halftime. Jones scored 10 of his team-high 15 points in the second half, including 3 of the team's 4 3-point field goals.

▶ It was a gutsy effort by K-State, which was without its leading scorer **Nijel Pack** for the second consecutive game and got limited action from fellow sophomore **Selton Miguel**, who was injured in practice on Tuesday.

▶ The three newcomers — Massoud, fifth-year senior **Mark Smith** and junior **Markquis Nowell** — combined for 44 of the Wildcats' 63 points with each scoring in double figures and playing better than 32 minutes. The trio also collected 22 of the team's 41 rebounds and 15 of the 18 assists.

▶ Smith led K-State in scoring for the first time with 17 points on 6-of-13 field goals to go with a team-tying 8 rebounds and 3 assists in 33 minutes, while Massoud broke out of a recent shooting slump with a season-high 16 points on 6-of-14 shooting, including a pair of 3-pointers, and 6 rebounds.

▶ Nowell nearly posted the school's first triple-double, as he scored 11 points on 5-of-13 field goals with a game-high 11 assists, 8 rebounds and 3 steals.

MARQUETTE (8-2)														
No.	Name	PTS	FG	3FG	FT	O	D	R	PF	A	TO	S	B	MIN
10	LEWIS, Justin	F	14	6-14	2-5	0-0	1	8	9	1	5	1	3	23
35	KUATH, Kur	F	8	4-4	0-0	0-0	1	3	4	3	1	1	1	21
01	JONES, Kam	G	15	5-9	4-8	1-3	0	3	3	1	1	0	0	26
22	KOLEK, Tyler	G	0	0-7	0-7	0-0	2	6	8	2	7	3	2	0
32	MORSELL, Darryl	G	8	3-13	2-9	0-0	0	2	2	0	2	4	0	28
04	ELLIOTT, Stevie	0	0-1	0-0	0-0	0	0	1	0	0	0	0	0	16
05	MITCHELL, Greg	8	3-8	2-6	0-0	0	1	1	2	0	1	1	0	14
12	PROSPER, Olivier-Maxence	2	1-1	0-0	0-0	0	4	0	2	1	1	0	0	15
13	IGHODARO, Oso	4	2-3	0-0	0-0	1	3	4	2	1	0	2	2	19
23	JOPLIN, David	2	1-2	0-1	0-0	0	2	2	1	0	0	0	0	5
02	ELLIS, Emariion	3	1-1	1-1	0-0	0	0	0	0	0	0	0	0	1+
TEAM						2	1	3						
TOTALS		64	26-63	11-37	1-3	7	33	40	12	21	11	10	7	200

	FG	FG%	3FG	3FG%	FT	FT%	Deadball Rebounds: 0.0
1st Half	12-37	32.4	7-24	29.2	0-0	0.0	Biggest Run: 8 (5:30 1H)
2nd Half	14-26	53.8	4-13	30.8	1-3	33.3	Largest Lead: 7 (5:42 2H)
GAME	26-63	41.3	11-37	29.7	1-3	33.3	Technical Fouls: None

K-STATE (5-3)														
No.	Name	PTS	FG	3FG	FT	O	D	R	PF	A	TO	S	B	MIN
20	EZEAGU, Kaosi	F	2	1-3	0-0	0-0	3	5	8	0	1	0	0	0
25	MASOUD, Ismael	F	16	6-14	2-6	2-2	0	6	6	2	1	0	1	33
00	MCGUIRL, Mike	G	6	2-7	2-5	0-0	2	3	5	2	2	3	0	29
01	NOWELL, Markquis	G	11	5-13	1-7	0-0	1	7	8	2	11	3	3	37
13	SMITH, Mark	G	17	6-13	1-4	4-7	2	6	8	1	3	0	0	33
03	MIGUEL, Selton	2	1-4	0-1	0-0	0	2	2	1	0	3	0	0	18
21	BRADFORD, Davion	9	4-7	0-0	1-1	0	1	1	1	0	1	0	0	17
22	KASUBKE, Luke	0	0-3	0-2	0-0	0	2	2	0	0	1	0	0	10
TEAM						1	0	1						
TOTALS		63	25-64	6-25	7-10	9	32	41	9	18	11	7	1	200

	FG	FG%	3FG	3FG%	FT	FT%	Deadball Rebounds: 0.0
1st Half	12-30	40.0	4-10	40.0	2-2	100.0	Biggest Run: 7 (18:40 2H)
2nd Half	13-34	38.2	2-15	13.3	5-8	62.5	Largest Lead: 6 (7:12 1H)
GAME	25-64	39.1	6-25	24.0	7-10	70.0	Technical Fouls: None

Officials: Kipp Kissinger, Ray Natili, Brent Hampton
 Attendance: 7,187 | Start Time: 8:05 p.m. | Game Duration: 1:54
 K-State led for 21:07 // MU led 13:57 // Game was tied for 4:56
 Lead Changes: 9 // Times Tied: 8

Points From	Off Turnovers	Paint	2nd Chance	Fast Break	Bench
MU	10	24	6	2	19
K-State	11	30	17	19	11

09 GREEN BAY

Dec. 12, 2021 | Manhattan, Kan. / Bramlage Coliseum

Green Bay	30	34	—	64
K-STATE	46	36	—	82

▶ Junior **Markquis Nowell** led three Wildcats in double figures with a season-high 22 points, as Kansas State played perhaps its best all-around offensive game of the season in an 82-64 win over Green Bay on Dec. 12 before 5,437 fans at Bramlage Coliseum.

▶ K-State connected on 54.9 percent (28-of-51) from the field, including knocking down a season-high 11 3-point field goals on 21 attempts, and were a near perfect 15 of 17 from the free throw line. It marked the first time since an 87-69 win over No. 4 Oklahoma on Jan. 16, 2018, that the Wildcats have shot better than 50 percent from the field, 50 percent from 3-point range and 80 percent from the free throw line in a game.

▶ With senior **Mike McGuirl** out with the flu and sophomore **Nijel Pack** playing just 14 minutes as he returns from missing two games due to a concussion, K-State relied on its three Division I transfers to lead the way, as Nowell, sophomore **Ish Massoud** and fifth-year senior **Mark Smith** combined for 53 of the 82 points while connecting on 56.7 percent (17-of-30) from the field. The trio also accounted for 17 of the 26 rebounds and 12 of its 17 assists.

▶ Nowell, who was starting for the third straight game in place of Pack, continued his impressive play against Green Bay after nearly posting the school's first triple-double against Marquette. He collected his first 20-point game as a Wildcat, scoring on his game-high 22 points on 7-of-13 field goals, including 4-of-7 from 3-point range, while adding a game-high 8 assists, 3 rebound and a steal in 34 minutes. He was 2 assists shy of becoming the first player in school history with consecutive points/assists double-doubles.

▶ Massoud was equally as sharp offensively, posting back-to-back double-digit scoring games with a season-high 17 points on 5-of-5 shooting, including 4-of-4 from beyond the arc, and a 3-of-3 effort from the free throw line. He is the 18th player in school history to go perfect from the field on 5 or more field goals and the second this season (**Mike McGuirl** vs. North Dakota on Nov. 28).

▶ Smith tallied his third double-double (all coming in the last 5 games) with 14 points on 5-of-12 field goals to go with a career-tying 10 rebounds in 27 minutes, while adding 3 assists on zero turnovers and a pair of steals.

▶ Three Wildcats (**Selton Miguel**, **Davion Bradford** and Pack) each added 6 points.

GREEN BAY (2-8)															
No.	Name	PTS	FG	3FG	FT	O	D	R	PF	A	TO	S	B	MIN	
03	KELLOGG III, Jannah	F	15	4-8	0-0	7-9	4	2	6	2	0	4	2	0	35
11	MEYER, Cade	F	9	2-4	0-1	5-5	0	1	1	1	1	0	0	0	17
02	McGEE, Kamari	G	14	5-9	1-4	3-3	1	2	3	2	2	2	0	0	33
15	IVORY, Donovan	G	7	2-10	1-6	2-3	0	3	3	2	2	1	0	1	28
04	WINSLOW, Emmanuel	G	3	1-4	1-2	1-2	1	1	1	1	0	0	0	0	28
02	KIRCHMAN, Cendy	0	0-0	0-0	0-0	0	1	1	1	0	1	0	0	5	17
14	TUCKER, Randy	7	3-6	1-4	0-1	0	2	2	0	0	0	0	0	0	17
55	JENKINS, Nate	4	2-3	0-0	0-0	0	1	1	3	1	1	1	0	0	19
13	CLAFLIN, Ryan	0	0-0	0-0	0-0	0	1	1	0	0	0	0	0	0	17
	TEAM					0	1	0	1	0	0	0	0	0	0
TOTALS		64	21-44	4-17	18-23	6	16	22	14	8	12	3	1	200	

2021-22 BOXSCORES/RECAPS

10 NEBRASKA

Dec. 19, 2021 | Lincoln, Neb. / Pinnacle Bank Arena

Nebraska	27	31	—	58
K-STATE	33	34	—	67

▶ K-State turned to its reliable defense to grind out another road victory, as the Wildcats held Nebraska to more than 17 points under its average in a 67-58 win on Dec. 19 before a sold-out crowd of 15,043 fans at Pinnacle Bank Arena.

▶ K-State has now won 5 of its last 6 games and opened the year with back-to-back road victories for the first time since the 2017-18 season.

▶ With their offense struggling with consistency, the Wildcats turned up their always solid defensive effort in holding the Cornhuskers to their second-fewest points of the season (58) and second-lowest field goal percentage (32.8). The Huskers, who started the game 5-10 from 3-point range, missed their final 18 attempts from long range, including all 11 in the second half.

▶ K-State has now held 5 of 10 opponents this season under 60 points, including back-to-back on the road (Wichita State and Nebraska).

▶ Playing for the first time in more than a decade in Lincoln and the first time in Pinnacle Bank Arena, the Wildcats allowed the Cornhuskers to get in rhythm early, falling behind by as many 10 points, including 25-15 with 8:48 to play. However, the team rattled off 16 straight points as part of a larger 18-2 run to end the opening half to take a 33-27 advantage into the locker room.

▶ After Nebraska took the momentum back with 9 straight to open the second half, the squads traded the lead back and forth until a 12-2 run keyed by a 3-pointer from sophomore **Nijel Pack** gave K-State the lead for good with 9:44 remaining. The Huskers made one last run, closing to within 59-55 with 2:41 to play, however, a Pack free throw and a long 3-pointer from fifth-year senior **Mark Smith** ended any further rally.

▶ Pack led the way offensively for the Wildcats with 15 points on 5-of-13 field goals, including 2-of-9 from 3-point range, to go with a career-high 8 rebounds, 5 assists and 2 steals, while fellow sophomore **Ish Massoud** added 10 points on 2-of-4 field goals, including 1-of-3 from long range, and a perfect 5-of-5 effort from the free throw line.

▶ Big men — junior **Kaosi Ezeagu** and sophomore **Davion Bradford** — had their best games of the season with a combined 18 points and 15 rebounds. Ezeagu finished with a near double-double with 9 points and career-tying 9 rebounds, while Bradford added a season-high 9 points and 5 rebounds.

NEBRASKA (5-7)														
No.	Name	PTS	FG	3FG	FT	O	D	R	PF	A	TO	S	B	MIN
11	MAYEN, Lat	F	3	1-4	0-3	1-1	1	2	3	2	0	2	1	18
13	WALKER, Derrick	F	6	3-5	0-0	0-0	3	6	9	2	1	6	1	32
01	VERGE, Jr., Alonzo	G	21	7-14	0-1	7-9	1	4	5	0	6	6	4	35
05	MCGOWENS, Bryce	G	14	4-14	2-8	4-7	0	3	3	2	0	0	1	33
30	TOMINAGA, Kelsie	G	8	3-13	2-10	0-0	4	4	1	0	1	3	0	34
00	WILCHER, C.J.	G	6	1-5	1-4	3-4	1	2	3	1	0	1	2	24
10	WEBSTER, Kobe	O	0-3	0-2	0-0	0-0	0	2	0	0	1	0	1	17
35	ANDRE, Eduardo	O	0-0	0-0	0-1	1	2	3	4	1	1	0	0	7
TEAM			2		4									
TOTALS		58	19-58	5-28	15-22	9	27	36	15	9	17	12	3	200

	FG	FG%	3FG	3FG%	FT	FT%	Deadball Rebounds: 2.0
1st Half	9-25	36.0	5-17	29.4	4-7	57.1	Biggest Run: 9 (17:30 2H)
2nd Half	10-33	30.3	0-11	0.0	11-15	73.3	Largest Lead: 10 (8:48 1H)
GAME	19-58	32.8	5-28	17.9	15-22	68.2	Technical Fouls: None

K-STATE (7-3)														
No.	Name	PTS	FG	3FG	FT	O	D	R	PF	A	TO	S	B	MIN
20	EZEAGU, Kaosi	F	9	3-4	0-0	3-4	4	5	9	1	0	0	1	0 22
25	MASSOUD, Ismael	F	10	2-4	1-3	5-5	0	4	4	4	2	0	0	20
01	NOWELL, Markquis	G	4	2-11	0-5	0-0	0	4	4	1	3	5	3	25
13	SMITH, Mark	G	6	2-3	2-2	0-0	2	5	7	4	0	6	0	20
24	PACK, Nijel	G	15	5-13	2-9	3-4	1	7	8	1	5	2	2	34
03	MIGUEL, Selton	G	7	2-10	1-4	2-2	1	3	4	1	1	2	0	29
21	BRADFORD, Davion	G	9	4-7	0-0	1-2	2	3	5	2	0	1	1	14
22	KASUBKE, Luke	G	2	1-2	0-1	0-0	0	0	0	1	1	1	2	13
00	MCGUIRL, Mike	S	5	2-5	0-2	1-1	0	1	5	2	0	0	0	20
33	LANDERS, Logan	O	0	0-0	0-0	0-0	0	0	0	0	0	0	0	2
TEAM			0		2									
TOTALS		67	23-59	6-26	15-18	10	34	44	20	12	19	9	3	200

	FG	FG%	3FG	3FG%	FT	FT%	Deadball Rebounds: 2.0
1st Half	13-33	39.4	2-14	14.3	5-5	100.0	Biggest Run: 16 (0:40 1H)
2nd Half	10-26	38.5	4-12	33.3	10-13	76.9	Largest Lead: 10 (0:26 2H)
GAME	23-59	39.0	6-26	23.1	15-18	83.3	Technical Fouls: Massoud (15:03 1H)

Officials: Keith Kimble, Roger Ayers, Brooks Wells
 Attendance: 15,043 | Start Time: 5:01 p.m. | Game Duration: 1:59
 K-State led for 21:00 // Nebraska led 16:31 // Game was tied for 2:29
 Lead Changes: 10 // Times Tied: 4

Points From	Off Turnovers	Paint	2nd Chance	Fast Break	Bench
Nebraska	11	28	6	10	6
K-State	22	34	15	15	23

11 McNEESE

Dec. 21, 2021 | Manhattan, Kan. / Bramlage Coliseum

McNeese	28	31	—	59
K-STATE	35	39	—	74

▶ For the second consecutive game, Kansas State used a decisive 18-2 run to end the first half to flip the momentum and carry the Wildcats to a 74-59 win over McNeese on Dec. 21 before 5,223 fans at Bramlage Coliseum in the final game before the holiday break.

▶ Junior **Markquis Nowell** and sophomores **Nijel Pack** and **Selton Miguel** combined for 53 of the Wildcats' 74 points, as Nowell and Pack each scored a game-tying 18 points, while Miguel tied his career-high with 17 off the bench.

▶ The Wildcats showed the effects of their second game in 3 days, as upstart Cowboys broke open a 10-all tie with 7 straight points en route to building a 26-17 lead with 5:52 to play before halftime. However, a driving layup by Nowell seemed to spark the home team, as they scored 12 straight points as part of the larger 18-2 run to end the first half and take a 35-28 lead into halftime.

▶ Just 2 days earlier in a 67-58 win over Nebraska on Dec. 19 in Lincoln, Neb., K-State used a similar 18-2 run to flip a 10-point deficit into a 33-27 lead at the half. The Wildcats are now 8-0 this season when leading at the half.

▶ K-State continued the momentum to start the second half, scoring 12 of the first 16 points in building a 15-point advantage (47-32) with over 15 minutes to play. Twice, the Cowboys closed to within 10 points, including 59-49 with 7:14 remaining, but the Wildcats responded with a 7-0 run to extend the lead to 66-49 with 4:03 to play and end any further rally.

▶ After K-State allowed McNeese to score 26 points in the first 14 minutes, the Cowboys had just 33 in the last 26 minutes between the first and second halves. The Wildcats have now held 6 of 11 opponents this season under 60 points, including in consecutive games for the second time.

▶ Starting together for the second straight game, the backcourt duo of Nowell and Pack showed their tremendous potential, as they each scored a game-tying 18 points, while Nowell registered his second points/assists double-double of the season with a game-high 10 assists. The transfer joined **Steve Henson**, **Jacob Pullen** and **Angel Rodriguez** as the only Wildcats to post two such double-doubles in school history.

▶ Miguel tied his career-high with 17 points off the bench, as he hit on 6-of-9 field goals, including 2-of-3 from 3, and went 3-of-4 from the free throw line.

McNEESE (3-9)														
No.	Name	PTS	FG	3FG	FT	O	D	R	PF	A	TO	S	B	MIN
12	TAYLOR, Kellon	F	2	1-3	0-1	0-2	0	4	4	0	1	3	1	0 22
35	MEDLEY-BACON, Brendan	C	9	4-9	0-0	1-1	0	5	5	2	1	1	1	30
03	WARREN, Collin	G	8	3-5	2-4	0-0	0	1	1	3	0	1	0	14
05	LEWIS, Myles	G	4	2-5	0-1	0-0	1	0	1	2	0	2	1	0 22
15	SCOTT, Zach	G	11	4-8	3-6	0-0	2	2	0	2	2	1	1	0 29
00	ENGLISH, Trae	O	4	2-10	0-2	0-0	2	2	3	3	2	1	0	26
02	MASSIE, JOHANNATHAN	O	0	0-0	0-1	0-0	3	3	1	3	1	0	0	20
22	FRANCIS, Harwin	3	1-4	1-4	0-0	0	1	1	5	1	1	0	0	13
24	SHUMATE, Christian	18	8-11	1-1	1-2	3	3	6	2	1	1	0	0	23
11	PHESMORE, Trevor	O	0	0-0	0-0	0-0	0	0	0	0	0	0	0	1+
28	LUCAS, Jonathan	O	0	0-0	0-0	0-0	0	0	0	1	0	1	0	1+
TEAM			3		0									
TOTALS		59	25-58	7-20	2-5	7	21	28	18	13	13	6	3	200

	FG	FG%	3FG	3FG%	FT	FT%	Deadball Rebounds: 2.0
1st Half	12-26	46.2	2-6	33.3	2-3	66.7	Biggest Run: 12 (9:37 1H)
2nd Half	13-32	40.6	5-14	35.7	0-2	0.0	Largest Lead: 9 (5:52 1H)
GAME	25-58	43.1	7-20	35.0	2-5	40.0	Technical Fouls: None

K-STATE (8-3)														
No.	Name	PTS	FG	3FG	FT	O	D	R	PF	A	TO	S	B	MIN
20	EZEAGU, Kaosi	F	0	0-0	0-0	0-0	1	1	1	0	1	0	0	13
25	MASSOUD, Ismael	F	3	1-5	1-3	0-0	3	1	4	0	0	1	0	21
01	NOWELL, Markquis	G	18	5-8	1-4	7-8	0	4	4	1	10	4	2	34
13	SMITH, Mark	G	7	2-5	1-4	2-4	1	9	10	1	2	2	3	29
24	PACK, Nijel	G	18	7-15	4-8	0-0	0	5	5	1	1	0	0	32
03	MIGUEL, Selton	G	17	6-9	2-3	3-4	1	3	4	1	0	2	2	0 23
21	BRADFORD, Davion	G	6	3-5	0-0	1-1	2	1	3	3	0	0	0	17
00	MCGUIRL, Mike	S	5	1-5	1-3	2-2	0	3	3	1	2	1	0	21
22	KASUBKE, Luke	O	0	0-1	0-1	0-0	0	0	0	0	2	2	0	10
33	LANDERS, Logan	O	0	0-0	0-0	0-0	0	0	0	0	0	0	0	1+
TEAM			0		0									
TOTALS		74	25-53	10-26	14-19	7	27	34	9	17	13	9	0	200

	FG	FG%	3FG	3FG%	FT	FT%	Deadball Rebounds: 5.0
1st Half	11-25	44.0	5-13	38.5	8-11	72.7	Biggest Run: 12 (1:05 1H)
2nd Half	14-28	50.0	5-13	38.5	6-8	75.0	Largest Lead: 21 (1:05 2H)
GAME	25-53	47.2	10-26	38.5	14-19	73.7	Technical Fouls: None

Officials: Kipp Kissinger, Bret Smith, Craig Murlley
 Attendance: 5,223 | Start Time: 7:01 p.m. | Game Duration: 2:34
 K-State led 25:20 // McV led 11:18 // Game was tied for 3:22
 Lead Changes: 3 // Times Tied: 2

Points From	Off Turnovers	Paint	2nd Chance	Fast Break	Bench
McNeese	13	22	6	11	25
K-State	16	30	8	16	28

12 rv/rv OKLAHOMA

Jan. 1, 2022 | Norman, Okla. / Lloyd Noble Center

Oklahoma	33	38	—	71
K-STATE	22	47	—	69

▶ Despite a near historic night for fifth-year senior **Mark Smith**, K-State could not complete a valiant second-half comeback against Oklahoma, as the Sooners held on for a 71-69 win in the Big 12 opener for both teams before 6,777 fans at the Lloyd Noble Center on New Year's Night.

▶ Smith collected the first 25-point/15-rebound effort by a Wildcat since All-American **Michael Beasley** in 2008, as he nearly helped the Wildcats climb out of a double-digit deficit. He finished with career-highs for points (25), rebounds (16) and assists (5) while playing nearly 39 minutes.

▶ Down by as many as 15 points in the first half, including 14 just minutes into the second half, K-State rallied to tie the game at 65-all on a 3-point field goal by sophomore **Ish Massoud** with 1:03 to play. However, senior **Elijah Harkless** answered out of a Sooner timeout with the go-ahead jumper that gave Oklahoma a 67-65 lead with 35 seconds remaining.

▶ Sophomore **Nijel Pack**, who scored 15 of his 17 points in the second half, tried to answer on the next possession, but his 3-pointer was off the back of the rim and was rebound by Sooner senior **Umoja Gibson**, who was fouled and calmly knocked down a pair of free throws to extend the lead to 69-65 with just 17 seconds left. A jumper by Smith on the next possession pulled the Wildcats to within 69-67 and gave them one last chance with 8 seconds to play, but Gibson sank 2 more free throws to clinch the victory for the Sooners.

▶ The loss overshadowed the near historic performance by Smith, who posted the first 25-point/15-rebound effort since Beasley collected 30 points and 15 rebounds against Texas on Feb. 25, 2008. His 16 rebounds were the most in a conference game since Beasley had 17 against Missouri on Feb. 16, 2008. It was Smith's fifth career double-double, including his fourth in the last 8 games.

▶ Smith was joined in double figures by Pack, who finished with 17 points, and Massoud, who scored 9 of his 13 points in the second half.

▶ After scoring a season-low 22 points on 32 percent (8-of-25) shooting in the first half, K-State erupted for 47 after halftime on 51.9 percent (14-of-27), including 56.3 percent (9-of-16) from 3-point range. For the game, the Wildcats connected on 42.3 percent (22-of-52) of their field goals, including 45.5 percent (10-of-22) from long range, and hit on 88.2 percent (15-of-17) from the line.

OKLAHOMA (11-2, 1-0 Big 12)														
No.	Name	PTS	FG	3FG	FT	O	D	R	PF	A	TO	S	B	MIN
01	HILL, Jalen	F	10	4-8	0-2	2-5	3	5	8	2	1	2	0	35
20	ISSANHA, Rick	C	0	0-0	0-0	0	1	0	1	0	1	0	0	10
00	GOLDWIRE, Jordan	G	11	4-14	1-2	2-2	2	4	2	3	2	1	0	36
01	GIBSON, Umaja	G	19	4-14	4-12	7-7	1	2	3	0	2	0	0	34
55	HARKLESS, Elijah	C	21	7-12	4-4	3-5	1	6	7	2	0	3	0	35
15	CHARGOS, E.J.	o	0	0-3	0-0	0	4	5	9	4	4	2	0	18
22	NOLAND, C.J.	C	10	4-4	1-1	1-2	1	2	3	2	0	1	1	24
03	MASON, Alston	o	0	0-3	0-2	0-0	0	0	0	0	1	1	0	7
05	JOHNSON, Marvin	o	0	0-0	0-0	0	0	0	0	0	1	0	0	1
TEAM						0	1	1						
TOTALS			71	23-57	10-27	15-21	13	26	32	11	13	4	2	200

2021-22 BOXSCORES/RECAPS

1314/16 TEXAS

Jan. 4, 2022 | Manhattan, Kan. / Bramlage Coliseum

Texas	29	41	—	70
K-STATE	35	22	—	57

- A short-handed Kansas State fought one of the nation's top-ranked teams down to the end, but No. 14/16 Texas exerted its control with a big 18-2 run to start the second half en route to a 70-57 win in the Wildcats' Big 12 home opener before 6,833 fans at Bramlage Coliseum on Jan. 4.
- Down head coach **Bruce Weber** and 7 players due to COVID-19 health and safety protocols, the pesky Wildcats with their 8 players, including 7 on scholarship, looked primed to spark the upset, scoring the game's first 7 points and leading 35-29 at the half after connecting on 50 percent (14-of-28) from the field, including 44.4 percent (4-of-9) from 3-point range.
- However, it was a different story in the second half, as the nation's top-ranked defense (51.9 ppg.) held the Wildcats to just 22 points on 22.2 percent (6-of-27) shooting, including 0-of-9 from 3-point range, while the Longhorn offense scored the first 8 points out of halftime en route to an 18-2 run that built a double-digit lead (47-37) with just over 12 minutes to play.
- K-State got to within 6 points on 4 occasions down the stretch, including 63-57 after a layup by sophomore **Selton Miguel** with 2:42 to play. However, the stingy defense wouldn't allow any further rally as Texas scored the game's final 7 points en route to the double-digit victory.
- It marked the first time this season that the Wildcats lost when leading at the half (8-1).
- Sophomore **Nijel Pack** collected his fourth career 20-point game with a game-high 21 points, including 15 in the opening half where the Wildcats built as much as a 9-point lead. He finished 6-of-12 from the field, including 3-of-7 from 3-point range, and a perfect 6-of-6 from the free throw line to go with 5 rebounds and a team-high 3 assists.
- Miguel added a near double-double with 13 points on 6-of-13 field goals and a game-high 8 rebounds, while fellow sophomore **Ish Massoud** chipped in 9 points. Fifth-year senior **Mark Smith** finished with 6 points, 7 rebounds and 3 steals before fouling out late in the second half.
- K-State had 8 available players (Miguel, Pack, Massoud, Smith, senior **Mike McGuirl**, junior **Carlton Linguard, Jr.**, sophomore **Luke Kasubke** and senior walk-on **Drew Honas**), including 7 scholarship players, for the game.

TEXAS (12-2, 2-0 Big 12)																		
No.	Name	PTS	FG	3FG	FT	O	D	R	PF	A	T	S	B	MIN				
00	ALLEN, Timmy	F	17	6-13	0-1	5-6	4	10	14	2	3	3	1	0	36			
32	BISHOP, Christian	F	4	2-2	0-0	0-0	0	5	5	3	1	0	0	1	16			
33	MITCHELL, Tre	F	2	1-3	0-1	0-0	0	1	1	0	0	0	0	0	10			
02	CARR, Marcus	G	19	6-14	3-9	4-6	1	6	7	1	5	0	1	1	37			
03	RAMEY, Courtney	G	14	4-12	3-8	3-4	2	1	3	3	2	2	2	0	38			
04	DISU, Dylan	10	5-7	0-0	0-0	1	4	5	2	1	0	0	1	0	22			
13	FEBRES, Jase	3	1-3	1-3	0-0	3	3	1	1	0	0	0	0	0	16			
05	ASKEW, Devin	1	0-1	0-1	1-2	0	0	0	2	2	1	0	0	0	20			
30	CUNNINGHAM, Brock	0	0-0	0-0	0-0	0	0	0	2	0	0	0	0	0	4			
						2		0										
TOTALS		70	25-55	7-23	13-18	10	30	40	16	15	6	4	3	200				

	FG	FG%	3FG	3FG%	FT	FT%	Deadball Rebounds: 3,1
1st Half	12-31	38.7	5-17	29.4	0-0	0.0	Biggest Run: 10 (12:26 2H)
2nd Half	13-24	54.2	2-6	33.3	13-18	72.2	Largest Lead: 13 (00:34 2H)
GAME	25-55	45.5	7-23	30.4	13-18	72.2	Technical Fouls: None

K-STATE (8-5, 0-2 Big 12)

No.	Name	PTS	FG	3FG	FT	O	D	R	PF	A	T	S	B	MIN
12	LINGUARD, Jr., Carlton	F	4	1-3	0-1	2-2	1	1	2	4	0	1	0	14
25	MASSOUD, Ismael	F	9	2-9	1-4	4-4	0	0	0	1	0	1	0	35
03	MIGUEL, Selton	G	13	6-13	0-2	1-4	2	6	8	0	1	1	0	33
13	SMITH, Mark	G	6	3-9	0-1	0-1	2	5	7	1	2	2	2	33
24	PACK, Nijel	G	21	6-12	3-7	6-6	2	3	5	2	3	0	0	37
00	MCGUIRL, Mike	2	1-5	0-1	0-0	1	4	5	3	1	1	1	0	28
22	KASUBKE, Luke	2	1-4	0-2	0-0	0	0	2	1	0	0	0	0	20
	TEAM					0	1	1						
TOTALS			57	20-55	4-18	13-17	8	20	28	17	7	6	3	1 200

	FG	FG%	3FG	3FG%	FT	FT%	Deadball Rebounds: 0,2
1st Half	14-28	50.0	4-9	44.4	3-5	60.0	Biggest Run: 8 (0:09 1H)
2nd Half	6-27	22.2	0-9	0.0	10-12	83.3	Largest Lead: 9 (6:33 1H)
GAME	20-55	36.6	4-18	22.2	13-17	76.5	Technical Fouls: None

Officials: John Higgins, Ray Natili, Amy Bonner
Attendance: 6,833 | **Start Time:** 6:01 p.m. | **Game Duration:** 2:06
 K-State led for 22:44 // Texas led 15:13 // Game was tied for 2:03
Lead Changes: 3 // **Times Tied:** 2

Points From	Off Turnovers	Paint	2nd Chance	Fast Break	Bench
Texas	6	28	8	5	14
K-State	9	24	8	6	4

14rv/rv WEST VIRGINIA

Jan. 8, 2022 | Morgantown, W.Va. / WVU Coliseum

West Virginia	27	44	—	71
K-STATE	40	28	—	68

- K-State played short-handed for the second consecutive Big 12 contest, as the Wildcats once again got off to a fast start in the first half before running out of steam in the second half in dropping a 71-68 decision to West Virginia before 11,919 fans at the WVU Coliseum on Jan. 8.
- Down head coach **Bruce Weber** and at least 6 players due to COVID-19 health and safety protocols for the second straight game, the Wildcats once again got the start they had been lacking at times during the season, leading by 17 points near the midway point of the first half and 13 at the half.
- However, in a game similar to one against No. 14/16 Texas, West Virginia used a strong start to second half to slowly chip away at the double-digit deficit. The Mountaineers scored 44 points on 50 percent (16-of-32) shooting in the second half after scoring just 27 points on 32.3 percent (10-of-31) in the first half. WVU grabbed its first lead at 53-50 on a 3-pointer by fifth-year senior **Sean McNeil** with 8:35 to play then took it for good on a 3-pointer by fifth-year senior **Taz Sherman** just over a minute later. McNeil led all scorers with 26 points.
- After falling behind 61-53 with just over 6 minutes to play, the Wildcats tried to rally back, closing to 67-65 on a driving layup by junior **Markquis Nowell** with 18 seconds then, after a pair of Mountaineers free throws, got it to within 69-68 on a 3-pointer by sophomore **Ish Massoud** with 5.1 seconds. However, sophomore **Jalen Bridges** knocked down both of his free throws to extend the lead to 71-68 with 4.8 seconds before Nowell's tying 3-pointer from the top of the arc was off the mark at the buzzer.
- Sophomore **Nijel Pack** led four Wildcats in double figures with a team-high 20 points on 7-of-18 field goals, including 6-of-15 from 3-point range, in playing 33 minutes, while senior **Mark Smith** and Massoud added 14 and 13 points, respectively. Nowell, playing in his first Big 12 game after missing the last 2 games due to COVID-19 health and safety protocols, collected his third points/assists double-double with 10 points and a game-high 10 assists. His 3 such double-doubles are the most by a Wildcat in a career and single season.
- K-State finished with a season-high 13 made 3-point field goals, but they came on a season-high 34 attempts. Overall, the Wildcats connected on 37.3 percent (25-of-67) shooting, including 38.2 percent (13-of-34) from 3-point range, and made 71.4 percent (5-of-7) from the free throw line.

WEST VIRGINIA (12-2, 1-1 Big 12)																	
No.	Name	PTS	FG	3FG	FT	O	D	R	PF	A	T	S	B	MIN			
11	BRIDGES, Jalen	F	2	0-2	0-2	2	2	4	3	0	1	0	0	0	17		
03	COTTRELL, Isaiah	F	7	3-11	0-0	1-2	2	2	4	2	1	0	1	3	29		
10	JOHNSON, Kedrian	G	11	4-9	0-3	3-4	1	5	6	2	3	2	1	1	30		
12	SHERMAN, Taz	G	14	5-13	2-6	2-2	0	2	2	0	1	1	0	0	31		
22	MCNEIL, Sean	G	26	9-15	4-6	4-4	1	4	5	2	1	1	0	0	36		
03	OSABOHUHEN, Gabe	2	1-3	0-0	0-3	4	8	12	3	1	1	0	1	0	28		
05	CARRIGAN, Dimon	0	0-1	0-0	0-0	0	1	1	0	0	0	0	0	0	4		
10	CURRY, Malik	4	2-5	0-2	0-0	0	2	2	0	2	1	0	0	0	18		
01	PAULICAP, Pauly	0	0-0	0-0	0-0	0	0	0	0	0	0	0	0	0	3		
02	JOHNSON, Kobe	5	2-4	1-3	0-0	0	0	0	0	0	1	0	0	0	5		
TEAM						1	5	6			2						
TOTALS		71	26-63	7-22	12-17	11	31	42	12	9	11	2	5	200			

	FG	FG%	3FG	3FG%	FT	FT%	Deadball Rebounds: 3,1
1st Half	10-31	32.3	2-10	20.0	5-7	71.4	Biggest Run: 8 (15:58 2H)
2nd Half	16-32	50.0	5-12	41.7	7-10	70.0	Largest Lead: 8 (5:49 2H)
GAME	26-63	41.3	7-22	31.8	12-17	70.6	Technical Fouls: None

K-STATE (8-6, 0-3 Big 12)																	
No.	Name	PTS	FG	3FG	FT	O	D	R	PF	A	T	S	B	MIN			
25	MASSOUD, Ismael	F	13	5-13	3-7	0-0	1	4	5	3	1	2	0	1	33		
01	NOWELL, Markquis	G	10	4-11	1-6	1-1	0	3	3	4	10	6	1	0	32		
03	MIGUEL, Selton	G	5	2-8	0-0	1-2	2	4	6	4	0	0	0	0	19		
13	SMITH, Mark	G	14	5-7	3-4	1-2	1	7	8	3	5	2	3	0	37		
24	PACK, Nijel	G	20	7-18	6-15	0-0	1	4	5	2	0	0	1	0	33		
12	BRADFORD, Davion	6	2-7	0-0	2-2	1	3	2	0	0	0	0	2	14			
12	LINGUARD, Jr., Carlton	0	0-1	0-1	0-0	3	2	5	1	0	1	0	3	19			
22	KASUBKE, Luke	0	0-2	0-1	0-0	1	1	2	1	0	1	0	2	0	14		
TEAM						1	1	2									
TOTALS		68	25-67	13-34	5-7	11	28	39	20	17	11	7	7	200			

	FG	FG%	3FG	3FG%	FT	FT%	Deadball Rebounds: 1,0
1st Half	14-31	45.2	9-19	47.4	3-5	60.0	Biggest Run: 12 (15:05 1H)
2nd Half	11-36	30.6	4-15	26.7	2-2	100.0	Largest Lead: 17 (11:29 1H)
GAME	25-67	37.3	13-34	38.2	5-7	71.4	Technical Fouls: Bradford (11:29 1H)

Officials: Rick Crawford, James Breeding, Bret Smith
Attendance: 11,919 | **Start Time:** 1:01 p.m. | **Game Duration:** 2:08
 K-State led for 30:30 // WVU led 7:56 // Game was tied for 1:34
Lead Changes: 3 // **Times Tied:** 2

Points From	Off Turnovers	Paint	2nd Chance	Fast Break	Bench
WVU	9	26	9	12	11
K-State	13	24	7	11	6

15TCU

Jan. 12, 2022 | Manhattan, Kan. / Bramlage Coliseum

TCU	26	34	—	60
K-STATE	25	32	—	57

- Junior **Damion Baugh's** 3-point field goal with 11 seconds put the exclamation point on TCU's 8-0 run to end the game, as the Horned Frogs kept Kansas State winless in Big 12 play with a 60-57 come-from-behind victory on Jan. 12 before 5,623 fans at Bramlage Coliseum.
- Trailing 57-52 after junior **Markquis Nowell's** layup with 1:48 to play, TCU put together an improbable comeback to earn its third straight win at Bramlage Coliseum. Baugh started the run by making his second of 2 free throws with 1:11 to play. Junior **Emanuel Miller** corralled an offensive rebound off a 3-point miss by sophomore **Mike Miles, Jr.**, and scored on a layup to close the gap to 57-55 with 24 seconds.
- After timeouts by both teams, sophomore **Nijel Pack** was whistled for a travel as he received the in-bound pass with 18 seconds, allowing the Horned Frogs to setup Baugh's game-winning 3-pointer that came off an assist from Miles for a 58-57 lead with 11 seconds to play. K-State had one more chance, but sophomore **Davion Bradford** could not connect on a layup and Miles was able secure the rebounds before being fouled with 1.4 seconds.
- Miles, who led all scorers with 19 points, knocked down both free throw attempts to finish off the victory. Baugh was the only other Horned Frog in double figures, finishing with 12 points. Miller led all players with 10 rebounds.
- The loss was the fourth in a row for K-State to start Big 12 play, as the Wildcats dropped their third straight game when leading in the second half. The team has lost 4 games by 3 points or less, while 6 of the 7 losses this season have come by a grand total of 25 points.
- The loss overshadowed a stellar performance by Nowell, who led three Wildcats in double figures with 18 points on 7-of-12 field goals, including 4-of-7 from 3-point range, to go with a career-high 7 steals, 4 assists and 3 rebounds in 34 minutes. His 7 steals tied for the most by a Wildcat in a conference game and were the most since **LaKeith Humphrey** had 7 against Nebraska on Feb. 11, 1989. Overall, Nowell's 7 steals tied for the third-most in all games and were the most since **Dominique Sutton** had 8 vs. Idaho State on January 3, 2009.
- Pack and fifth-year senior **Mark Smith** each chipped in 10 points, as Smith had a near double-double with a team-high 9 rebounds.

TCU (11-2, 1-1 Big 12)																
No.	Name		PTS	FG	3FG	FT	O	D	R	PF	A	T	S	B	MIN	
02	MILLER, Emanuel	F	8	4-5	0-0	0-2	5	5	10	1	2	0	2	0	32	
05	O'BANNON, Charles	F	5	1-5	1-4	2-6	0	2	2	4	1	1	2	0	21	
04	LAMPKIN, Eddie	C	9	3-8	0-0	3-4	3	3	6	3	0	0	2	0	25	
01	MILES, Mike	G	19	6-16	1-6	6-7	1	4	5	2	6	5	1	0	36	
10	BAUGH, Damion	G	12	4-9	3-4	1-2	0	4	4	4	3	4	1	1	29	
00	PEAVY, Micah	4	2-4	0-0	0-0	2	3	5	1	2	2	0	0	0	19	
12	CORIK, Xavier	0	0-0	0-0	0-0	1	0	1	0	0	0	0	0	0	5	
21	COLES, Jakobie	0	0-1	0-1	0-0	0	3	3	1	0	0	0	0	0	9	
03	FARABELLO, Francisco	3	1-5	1-5	0-2	0	3	3	1	0	2	0	0	0	16	
25	DOUMBIA, Souleymane	0	0-0	0-0	0-0	0	0	0	1	0	1	0	1	0	19	
TEAM							0	3	32							
TOTALS			60	21-53	6-20	12-23	12	40	42	18	14	16	8	3	20	

2021-22 BOXSCORES/RECAPS

1619/19 TEXAS TECH

Jan. 15, 2022 | Manhattan, Kan. / Bramlage Coliseum

Texas Tech	28	23	—	51
K-STATE	26	36	—	62

- Fifth-year senior **Mark Smith's** corner 3-pointer with 3:28 remaining sparked a 12-2 run by Kansas State to end the game, as the Wildcats earned their first Big 12 victory of the season in impressive fashion over No. 19/19 Texas Tech on Jan. 15 before 5,971 fans at Bramlage Coliseum.
- The victory not only gave the Wildcats their first win in conference play after 4 narrow defeats, it also snapped a 12-game losing streak in January and a 5-game skid against Top 25 opponents. The team's last win in the month came in a 61-53 victory over Oklahoma on Jan. 29, 2020, while it was the first against a ranked opponent since a 62-57 win over No. 7 Oklahoma on Feb. 23, 2021.
- K-State forced Texas Tech, one of the nation's hottest teams with back-to-back Top 10 wins over No. 6/7 Kansas and top-ranked Baylor, into one of its worst offensive performances of the season. The Wildcats held the Red Raiders to their second-fewest points of the season and 24 points under their scoring average on 39.6 percent (19-of-48) shooting, including 23.5 percent (4-of-17) from 3-point range. They were also forced into 18 turnovers.
- It marked the 100th win under head coach **Bruce Weber** when holding an opponent below 60 points, improving to 100-10 (.909) in his tenure.
- The Wildcat offense, which managed just 26 points in the first half on 35.7 percent (10-of-28) shooting, got into a rhythm in the second half, scoring 36 after the halftime break on 50 percent (14-of-28) shooting. For the game, the team connected on 42.9 percent (24-of-56), including 34.6 percent (9-of-26) from 3-point range. The team got 21 points from its bench.
- Sophomore **Nijel Pack** led 3 Wildcats in double figures with 14 points on 5-of-14 field goals, including a pair of 3-pointers, to go with a team-high 7 rebounds, while Smith and **Mike McGuirl** added 12 and 10 points, respectively.
- Although held in check offensively, junior **Markquis Nowell** found other ways to star for the Wildcats, posting game-high in both assists (9) and steals (5), while adding 7 points and 4 rebounds in 34 minutes.
- It was the 400th victory at Bramlage Coliseum, including the 41st vs. a Top 25 opponent. The Wildcats are now 400-140 (.740) all-time in the arena, which opened prior to the 1988-89 season.

TEXAS TECH (13-4, 3-2 Big 12)													
No.	Name	PTS	FG	3FG	FT	O	D	R	PF	A	TO	S	B
00	OBANOR, Kevin	F 6	2-6	0-3	2-2	0	2	2	0	0	2	0	1
11	WILLIAMS, Bryson	F 20	9-15	2-5	0-0	4	4	2	2	1	1	0	33
02	WARREN, Davion	G 9	2-5	2-3	3-6	0	3	3	1	0	0	2	0
15	McCULLAR, Kevin	G 6	3-9	0-0	0-0	1	4	5	4	3	5	1	34
25	ARMS, Adonis	G 2	1-5	0-3	0-0	2	5	7	0	0	3	1	0
01	SHANNON, Jr., Terrence	2	1-3	0-1	0-0	0	0	0	3	0	2	0	19
14	SANTOS-SILVA, Marcus	0	0-2	0-0	0-0	2	2	0	0	0	1	0	14
04	BATCHO, Daniel	0	0-0	0-0	0-0	0	0	0	0	0	0	0	6
03	NADOLNY, Clarence	6	1-3	0-2	4-4	1	3	4	0	2	3	1	0
13	WILSON, Mylik	0	0-0	0-0	0-0	0	0	0	0	0	0	0	1
TEAM						0	3	3					
TOTALS		60	21-53	6-20	12-23	12	30	42	18	14	16	8	3

	FG	FG%	3FG	3FG%	FT	FT%
1st Half	11-24	45.8	2-8	25.0	4-6	66.7
2nd Half	8-24	33.3	2-9	22.2	5-6	83.3
GAME	19-48	39.6	4-17	23.5	9-12	75.0

K-STATE (9-7, 1-4 Big 12)													
No.	Name	PTS	FG	3FG	FT	O	D	R	PF	A	TO	S	B
21	BRADFORD, Davion	C 2	1-1	0-0	0-0	0	0	3	3	1	0	2	0
01	NOWELL, Markquis	G 7	2-8	1-4	2-2	1	3	4	1	9	1	5	0
03	MIGUEL, Seldon	G 6	3-10	0-2	0-0	2	1	3	1	3	5	0	27
13	SMITH, Mark	G 12	5-8	2-4	0-1	0	6	6	3	2	3	2	0
24	PACK, Nijel	G 14	5-14	2-9	2-2	2	5	7	2	1	1	0	0
20	EZEAGU, Kaosi	3	1-3	0-0	1-2	1	1	2	1	0	0	0	11
25	MASSOUD, Ismael	5	2-5	1-3	0-0	0	1	1	2	0	0	1	0
00	McGUIRL, Mike	10	4-5	2-3	0-0	0	0	0	1	1	2	1	0
22	KASUBKE, Luke	3	1-2	1-1	0-0	0	2	2	0	0	0	0	0
TEAM						3	2	5					
TOTALS		62	24-56	9-26	5-7	9	24	33	12	26	16	9	2

	FG	FG%	3FG	3FG%	FT	FT%
1st Half	10-28	35.7	4-12	33.3	2-2	100.0
2nd Half	14-28	50.0	5-14	35.7	3-5	60.0
GAME	24-56	42.9	9-26	34.6	5-7	71.4

Officials: Gerry Pollard, Antonio Petty, Amy Bonner
Attendance: 5,971 | **Start Time:** 11:02 a.m. | **Game Duration:** 2:02
 K-State led for 25:29 // Texas Tech led 11:54 // Game was tied for 2:37
Lead Changes: 5 // **Times Tied:** 8

Points From	Off Turnovers	Paint	2nd Chance	Fast Break	Bench
Texas Tech	11	22	0	6	8
K-State	18	20	13	2	21

1723/22 TEXAS

Jan. 18, 2022 | Austin, Texas / Erwin Center

Texas	35	30	—	65
K-STATE	31	35	—	66

- Sophomore **Nijel Pack's** layup with 1:13 remaining proved to be the game-winner, as Kansas State held No. 23/22 Texas scoreless in the last 3:31 of the game en route to posting a 66-65 win over the Longhorns on Jan. 18 before 11,498 fans at the Frank Erwin Center.
- The victory gave the Wildcats consecutive wins over Top 25 opponents for the first time since posting back-to-back road wins over No. 20 Iowa State and No. 20 Oklahoma in January 2019. It also snapped a 5-game losing streak to the Longhorns and ended their 11-game winning streak in the Erwin Center.
- K-State was led offensively by fifth-year senior **Mark Smith**, who finished with a team-high 22 points on 9-of-14 field goals to go with game-tying 8 rebounds. He was joined in double figures by Pack and senior **Mike McGuirl**, who finished with 16 and 13 points, respectively.
- In a back-and-forth second half, in which, the lead changed hands 7 times, Texas (13-5, 3-3 Big 12) seemed to have gained the upper hand on the back of senior **Marcus Carr**, who scored 19 of his game-high 25 points after halftime. Carr personally out-scored the Wildcats, 9-3, over a more than 2-minute span that gave the Longhorns a 62-58 lead with 5:26 to play. After 2 free throws by Smith, Carr went 1-of-2 from the line and fellow senior transfer **Timmy Allen** added a layup that extended the lead to 65-60 with 3:32 remaining.
- K-State locked in defensively, holding Texas scoreless the rest of the game despite being over the limit, while getting huge baskets from Pack, including the game-winner on a feed from junior **Markquis Nowell** for a 66-65 lead with 1:13 to play after the latter had closed the gap to 65-64 with 2 free throws.
- With 12.4 seconds left, the Longhorns had one more chance, but Carr's jumper rimmed off and Smith grabbed the rebound to secure the victory. Smith's last rebound was symbolic as it helped the Wildcats win the rebounding battle, 32-31, as they improved to 10-1 when out-rebounding their opponent.
- As stout as the defense was in the win, the offense was just in impressive as K-State scored 66 points on the nation's No. 2 scoring defense (54.5), including the most allowed at the Erwin Center this season. The Wildcats connected on 46.3 percent (25-of-54) from the field, including 38.9 percent (7-of-18) from 3-point range, and managed just 10 turnovers.

TEXAS (13-5, 3-3 Big 12)													
No.	Name	PTS	FG	3FG	FT	O	D	R	PF	A	TO	S	B
00	ALLEN, Timmy	F 15	5-6	0-0	5-8	2	4	6	0	0	0	1	0
33	MITCHELL, Tre	F 9	2-4	1-2	4-4	0	1	1	2	0	2	0	0
01	JONES, Andrew	G 5	2-6	0-3	1-2	0	5	5	3	2	1	0	0
02	CARR, Marcus	G 25	6-13	2-5	11-12	1	0	1	3	2	4	0	0
03	RAMEY, Courtney	G 5	2-8	1-5	0-0	0	1	1	4	0	2	2	0
05	ASKEW, Devin	4	2-4	0-2	0-0	0	0	0	2	3	0	1	0
30	CUNNINGHAM, Brock	0	0-0	0-0	0-0	0	0	0	0	0	0	0	0
32	BISHOP, Christian	2	1-2	0-0	0-0	5	3	8	3	3	2	1	2
04	DISU, Dylan	0	0-3	0-0	0-0	0	1	1	2	0	0	0	1
13	FEBRES, Jase	0	0-0	0-0	0-0	0	0	0	1	0	0	0	0
12	LICON, Tristen	0	0-1	0-0	0-0	0	0	0	0	0	0	0	0
TEAM						2	2	4					
TOTALS		65	20-47	4-17	21-26	10	21	31	20	10	11	5	3

	FG	FG%	3FG	3FG%	FT	FT%
1st Half	10-21	47.6	1-5	20.0	14-16	87.5
2nd Half	10-26	38.5	3-12	25.0	7-10	70.0
GAME	20-47	42.6	4-17	23.5	21-26	80.8

K-STATE (10-7, 2-4 Big 12)													
No.	Name	PTS	FG	3FG	FT	O	D	R	PF	A	TO	S	B
21	BRADFORD, Davion	C 2	1-1	0-0	0-0	2	0	2	3	0	0	0	0
01	NOWELL, Markquis	G 4	1-7	0-2	2-2	1	0	1	4	3	4	1	0
03	MIGUEL, Seldon	G 5	2-9	0-1	1-2	1	4	5	2	1	1	1	0
13	SMITH, Mark	G 22	9-14	2-5	2-3	2	6	8	3	1	2	0	0
24	PACK, Nijel	G 16	7-15	2-5	0-1	0	1	1	1	2	1	0	0
00	McGUIRL, Mike	13	4-6	3-4	2-2	0	3	3	4	0	0	0	0
20	EZEAGU, Kaosi	0	0-0	0-0	0-0	1	0	1	2	0	2	0	0
22	KASUBKE, Luke	0	0-0	0-0	0-0	1	0	1	1	0	0	0	0
25	MASSOUD, Ismael	4	1-2	0-1	2-2	2	0	2	3	0	0	0	0
12	LINGUARD, Jr., Carlton	0	0-0	0-0	0-4	2	2	4	0	0	0	0	0
TEAM						2	2	4					
TOTALS		66	25-54	7-18	9-16	12	20	32	23	7	10	2	0

	FG	FG%	3FG	3FG%	FT	FT%
1st Half	12-30	40.0	2-10	20.0	5-10	50.0
2nd Half	13-24	54.2	5-8	62.5	4-6	66.7
GAME	25-54	46.3	7-18	38.9	9-16	56.3

Officials: Bert Smith, Michael Greenstein, Patrick Adams
Attendance: 11,498 | **Start Time:** 7:30 p.m. | **Game Duration:** 2:24
 K-State led for 5:15 // Texas led 31:42 // Game was tied for 3:03
Lead Changes: 9 // **Times Tied:** 5

Points From	Off Turnovers	Paint	2nd Chance	Fast Break	Bench
Texas	11	16	7	2	6
K-State	10	28	13	0	17



THE LAST TIME K-STATE...

Team

K-State was ranked No. 1 in AP Top 25: March 14, 1959
K-State was ranked in AP Top 25: No. 18 (March 18, 2019 // Final)
K-State was ranked in USA Today Coaches Poll: No. 19 (April 9, 2019 // Final)
Played AP No. 1-ranked opponent: Lost vs. Baylor, 77-68 (Jan. 14, 2017)
Defeated AP No. 1-ranked opponent: Oklahoma, 80-69 (Feb. 6, 2016)
Defeated AP No. 1-ranked opponent on road: Kansas, 68-64 (Jan. 17, 1994)
Played AP No. 2-ranked opponent: Lost to Baylor, 74-68 (March 11, 2021)
Defeated opponent ranked 3-10 by AP: No. 7 Oklahoma, 62-57 (Feb. 23, 2021)
Defeated opponent ranked 3-10 by AP on the road: No. 2 Baylor, 56-54 (Feb. 4, 2017)
Defeated opponent ranked 11-15 by AP: No. 12 West Virginia, 84-68 (Jan. 18, 2020)
Defeated AP Top 25 opponent at home: No. 19 Texas Tech, 62-51 (Jan. 15, 2022)
Defeated AP Top 25 opponent on the road: No. 23 Texas, 66-65 (Jan. 18, 2022)
Defeated consecutive AP Top 25 opponents on the road:
 No. 20 Iowa State, 58-57 (Jan. 12, 2019) and No. 20 Oklahoma, 74-61 (Jan. 16, 2019)
Defeated AP Top 25 opponent at neutral site: No. 18 Kentucky, 61-58 (March 22, 2018)

Scoring

Scored 20 or more points: 22 by Mark Smith at Texas (Jan. 18, 2022)
Reserve scored 20 or more points: 23 by Antonio Gordon vs. Baylor (Dec. 19, 2020)
Freshman scored 20 or more points: 23 by Nijel Pack vs. TCU (March 10, 2021)
Scored 30 or more points: 31 by Xavier Sneed vs. Iowa State (March 7, 2020)
Freshman scored 30 or more points: 34 by Marcus Foster vs. Texas (Feb. 8, 2014)
Scored 35 or more points: 38 by Barry Brown, Jr., vs. Oklahoma State (Jan. 10, 2018)
Scored 40 or more points: 44 by Denis Clemente at Texas (Jan. 31, 2009)
Scored 50 or more points: 62 by Askia Jones vs. Fresno State (March 24, 1994) *school record*
Two or more Wildcats scored 30 or more points in same game:
 Michael Beasley (44) and Bill Walker (31) at Baylor (Feb. 23, 2008)
Two or more Wildcats scored 20 or more points in same game:
 Barry Brown, Jr. (25) and Dean Wade (20) at Oklahoma (Jan. 16, 2019)
Three or more Wildcats scored 20 or more points in same game:
 Dean Wade (34), Kamau Stokes (23) and Barry Brown, Jr., (21) at Iowa State (Dec. 29, 2017)
Scored 20 points in one half: 26 (1st) by Xavier Sneed vs. Iowa State (March 7, 2020)
Scored 20 points/two straight games:
 Barry Brown, Jr., (2), 23 vs. Iowa State (Feb. 16, 2019) and 21 at West Virginia (Feb. 18, 2019)
Scored 20 points/three straight games: Barry Brown, Jr. (3), 29 vs. West Virginia (Jan. 9, 2019); 23 at Iowa State (Jan. 12, 2019); 25 at Oklahoma (Jan. 16, 2019)
Scored 30 points/two straight games:
 Michael Beasley, 30 vs. George Mason (Nov. 22, 2007) and 30 vs. UCF (Nov. 23, 2007)
No Wildcat scored in double figures: at Nebraska (Jan. 26, 1983)
One Wildcat scored in double figures: DaJuan Gordon (12) vs. Kansas (Feb. 17, 2021)
Four Wildcats scored in double figures:
 Nijel Pack (20), Mark Smith (14), Ish Massoud (13), Markquis Nowell (10) at West Virginia (Jan. 8, 2022)
Five Wildcats scored in double figures: Markquis Nowell (18), Nijel Pack (16), Kaosi Ezeagu (15), Mike McGuirl (15), Mark Smith (11) vs. North Dakota (Nov. 28, 2021)
Six Wildcats scored in double figures: D.J. Johnson (19), Barry Brown, Jr. (14), Xavier Sneed (12), Wesley Iwundu (11), Kamau Stokes (10) and Dean Wade (10) vs. Colorado State (Dec. 17, 2016)
All five Wildcat starters scored in double figures: Cartier Diarra (15), Barry Brown, Jr. (13), Xavier Sneed (11), Makol Mawien (10) and Kamau Stokes (10) vs. Iowa State (March 15, 2019)
K-State scored 70 or more points: 74 vs. McNeese (Dec. 21, 2021)
K-State scored 80 or more points: 82 vs. Green Bay (Dec. 12, 2021)
K-State scored 90 or more points: 95 vs. Eastern Kentucky (Nov. 16, 2018)
K-State scored 100 or more points: 100 vs. North Florida (Dec. 31, 2010)

Field Goal Shooting

Made 10 or more field goals: 10 by Xavier Sneed vs. Iowa State (March 7, 2020)
Made 15 or more field goals: 15 by Michael Beasley vs. Nebraska (Feb. 6, 2008)
100 percent from the field (min. 10 att): 100.0% (11-11) by Eddie Elder vs. Colorado (Feb. 23, 1985)
100 percent from the field (min. 5 att): 100.0% (9-9) by Antonio Gordon vs. Baylor (Dec. 19, 2020)
K-State connected on 50 percent or better: 54.9% (28-51) vs. Green Bay (Dec. 12, 2021)
K-State connected on 50 percent or better in both halves:
 51.7% (15-29)/1st half and 69.0% (20-29)/2nd half vs. North Dakota (Nov. 28, 2021)
K-State connected on 60 percent or better: 60.3% (35-58) vs. North Dakota (Nov. 28, 2021)
K-State connected on 60 percent or better in both halves:
 62.5% (15-24)/1st half and 69.6% (16-23)/2nd half vs. Wake Forest (March 14, 2017)
K-State connected on 70 percent or better: 70% (42-60) vs. Southern Colorado (Nov. 30, 1985)
K-State made 30 or more field goals: 35 vs. North Dakota (Nov. 28, 2021)
K-State made 40 or more field goals: 41 vs. Missouri (Jan. 3, 1998)
K-State made 45 or more field goals: 49 vs. Morgan State (Jan. 5, 1985) *school record*
K-State made 50 or more field goals: *Never been done in recorded school history*
K-State attempted 60 or more field goals: 67 at West Virginia (1/8/22)
K-State attempted 70 or more field goals: 74 at Alabama (Jan. 25, 2020)
K-State attempted 80 or more field goals: 88 vs. South Dakota (Jan. 3, 2010)
K-State attempted 90 or more field goals: 94 vs. Houston (March 14, 1970)
K-State attempted 100 or more field goals: 103 vs. Cal State Fullerton (Dec. 2, 1967)

3-Point Field Goal Shooting

Made 5 or more 3-point field goals: 6 by Nijel Pack at West Virginia (Jan. 8, 2022)
Made 10 or more 3-point field goals: 14 by Askia Jones vs. Fresno State (March 24, 1994) *school record*
100 percent from the field (min. 6 att): 100.0% (6-6) by Denis Clemente at Texas (Jan. 31, 2009)
K-State connected on 50 percent or better (min. 10 att): 52.4% (11-21) vs. Green Bay (Dec. 12, 2021)
K-State connected on 60 percent or better (min. 10 att): 71.4% (10-14) vs. Western Illinois (Nov. 11, 2016)
K-State connected on 70 percent or better (min. 10 att): 71.4% (10-14) vs. Western Illinois (Nov. 11, 2016)
K-State connected on 80 percent or better (min. 10 att): 80.0% (8-10) vs. Coastal Carolina (Dec. 6, 1997)
K-State made 10 or more 3-point field goals: 13 at West Virginia (Jan. 8, 2022)
K-State made 15 or more 3-point field goals: 16 at Oklahoma State (Feb. 2, 2019) *most in a conference game*
K-State made 20 or more 3-point field goals: 23 vs. Fresno State (March 24, 1994) *school record*
K-State attempted 30 or more 3-point field goals: 34 at West Virginia (Jan. 8, 2022)
K-State attempted 35 or more 3-point field goals: 35 vs. Texas A&M (Jan. 30, 2021)

Double-Double / Triple-Double

Had a Triple-Double: *Never happened in recorded school history*
Had a 20/20 Double-Double (Pts/Rebs): Michael Beasley (28 pts, 22 rebs) vs. Western Illinois (Nov. 17, 2007)
Had a Double-Double (Pts/Rebs): Mark Smith (25 pts, 16 rebs) at Oklahoma (Jan. 1, 2022)
Had a Double-Double (Pts/Assts): Markquis Nowell (10 pts, 10 assts) at West Virginia (Jan. 8, 2022)
Had a Double-Double (Rebs/Assts): *Never happened in recorded school history*
Had a Double-Double in Consecutive Games:
 Wesley Iwundu (16 pts, 10 rebs at TCU; March 1, 2017) and (10 pts, 10 rebs vs. Texas Tech; March 4, 2017)
Two Players with Double-Doubles in Same Game:
 Selton Miquel (12 pts, 10 rebs) and Mark Smith (14 pts, 10 rebs) vs. UAlbany (Dec. 1, 2021)

Free Throw Shooting

Made 10 or more free throws: 11 by DaJuan Gordon at Iowa State (Dec. 15, 2020)
Made 15 or more free throws: 15 by Jacob Pullen vs. Kansas (Feb. 14, 2011)
Perfect at the FT line (min. 10 att): 11-11 by DaJuan Gordon at Iowa State (Dec. 15, 2020)
Perfect at the FT line: 17-17 by Steve Henson at Iowa State (Feb. 24, 1988) *school record*
K-State connected on 80 percent or better (min. 15 att.): 88.2% (15-17) at Oklahoma (Jan. 1, 2022)
K-State connected on 90 percent or better (min. 15 att.): 93.8% (15-16) at Iowa State (Jan. 20, 2015)
K-State connected on 100 percent or better (min. 15 att.): 100% (16-16) vs. Nebraska (Jan. 26, 1980)
K-State made 20 or more free throws: 26 at Iowa State (Dec. 15, 2020)
K-State made 30 or more free throws: 36 vs. South Dakota (Nov. 20, 2015)
K-State made 40 or more free throws: 41 vs. Oklahoma (Dec. 29, 1958)
K-State attempted 30 or more free throws: 30 vs. Fort Hays State (Dec. 8, 2020)
K-State attempted 40 or more free throws: 40 at West Virginia (Feb. 11, 2017)
K-State attempted 50 or more free throws: 54 at Colorado (Jan. 16, 2010)
K-State attempted 55 or more free throws: 56 vs. Purdue (Dec. 1, 1958) *school record*

Rebounds

Had 10 or more rebounds: 16 by Mark Smith at Oklahoma (Jan. 1, 2022)
Had 15 or more rebounds: 16 by Mark Smith at Oklahoma (Jan. 1, 2022)
Had 20 or more rebounds: 22 by Michael Beasley vs. Western Illinois (Nov. 17, 2007)
Had 10 or more rebounds in consecutive games:
 Mark Smith (10 vs. North Dakota; Nov. 28, 2021) and (10 vs. UAlbany; Dec. 1, 2021)
Multiple players had 10 or more rebounds:
 Selton Miquel (10 rebs) and Mark Smith (10 rebs) vs. UAlbany (Dec. 1, 2021)
K-State had 20 or more offensive rebounds: 22 at Alabama (Jan. 25, 2020)
K-State had 30 or more defensive rebounds: 34 at Nebraska (12/19/21)
K-State had 40 or more rebounds: 44 at Nebraska (12/19/21)
K-State had 50 or more rebounds: 52 vs. Central Arkansas (Dec. 1, 2013)
K-State had 60 or more rebounds: 61 at Oregon State (Dec. 6, 2003)

Assists

Had 10 or more assists: 10 by Markquis Nowell at West Virginia (Jan. 8, 2022)
Had 15 or more assists: 16 by Keith Frazier vs. Central Missouri (Dec. 18, 1976) *school record*
K-State had 20 or more assists: 21 vs. North Dakota (Nov. 28, 2021)
K-State had 30 or more assists: 30 vs. Gardner-Webb (Dec. 14, 2008)

Blocked Shots

Had 5 or more blocked shots: 5 by Jordan Henriquez vs. La Salle (March 22, 2013)
Had 10 or more blocked shots: *Never happened in recorded school history*
K-State had 5 or more blocked shots: 7 at West Virginia (Jan. 8, 2022)
K-State had 10 or more blocked shots: 11 vs. North Florida (Dec. 11, 2011)

Steals

Had 5 or more steals: 5 by Markquis Nowell vs. Texas Tech (Jan. 15, 2022)
Had 10 or more steals: *Never happened in recorded school history*
K-State had 10 or more steals: 13 vs. North Dakota (Nov. 28, 2021)
K-State had 15 or more steals: 17 vs. Monmouth (Nov. 13, 2019)

THE LAST TIME K-STATE...

Turnovers

K-State had 3 or fewer turnovers: 3 vs. SIU-Edwardsville (Dec. 14, 1978) *school record*
K-State had 5 or fewer turnovers: 4 vs. Illinois (Nov. 23, 2021)
Opponent committed 15 or more turnovers: 17 by Nebraska (Dec. 19, 2021)
Opponent committed 20 or more turnovers: 20 by Fort Hays State (Dec. 8, 2020)

Overtime

Played an Overtime Game: at UNLV, 60-56 (Nov. 9, 2019)
Played an Overtime Game at home: Lost vs. TCU, 86-80 (Feb. 1, 2017)
Played a 2-Overtime Game: Lost at No. 13 Baylor, 79-72 (Jan. 20, 2016)
Played a 3-Overtime Game: Lost at Oregon State, 87-72 (Dec. 6, 2003)
Played a 4-Overtime Game: Lost at Missouri State, 82-80 (Dec. 8, 1987)
Played in Consecutive OT Games:
 (2) Won vs. No. 7 Kansas, 85-82 (Feb. 10, 2014) and Lost at Baylor, 87-73 (Feb. 15, 2014)

BRUCE WEBER ERA HIGHS/LOWS

Team Highs/Lows

Points:
High: 98, vs. Southern Utah (11/14/14)
Low: 41, vs. Kansas (2/17/21)

Field Goals Made:

High: 37, vs. Eastern Kentucky (11/16/18)
Low: 12, vs. Bradley (12/9/14)

Field Goals Attempted:

High: 74, at Alabama (1/25/20)
Low: 34, vs. Bradley (12/9/14)

Field Goal Percentage:

High: 66.0 (31-47) vs. Wake Forest (3/14/17)
Low: 25.0 (14-56) at Oklahoma (2/25/17)

3-Point Field Goals Made:

High: 16, at Oklahoma State (2/2/19)
Low: 1, 7 times [most recently: vs. Kennesaw State (11/9/18)]

3-Point Field Goals Attempted:

High: 37, at Oklahoma (1/4/20)
Low: 6, twice [most recently: vs. TCU (3/11/15)]

3-Point Field Goal Percentage:

High: 71.4% (10-14) vs. Western Illinois (11/11/16)
Low: 5.6% (1-18) at West Virginia (1/26/16)

Free Throws:

High: 36, vs. South Dakota (11/20/15)
Low: 2, vs. Kansas (2/17/21)

Free Throws Attempted:

High: 48, vs. Southern Utah (11/14/14)
Low: 5, twice [most recently: at Kansas (2/25/19)]

Free Throws Percentage:

High: 100.0, twice
 [most recently: 5-5 at Kansas (2/25/19)]
Low: 23.1 (3-13) vs. Pitt (11/25/19)

Offensive Rebounds:

High: 29, vs. North Florida (11/18/2012)
Low: 2, twice [most recently: at Oklahoma State (2/14/18)]

Defensive Rebounds:

High: 42, vs. Alabama-Huntsville (11/13/12)
Low: 13, at Texas Tech (1/6/18)

Rebounds:

High: 55, vs. Alabama-Huntsville (11/13/12)
Low: 19, at Texas Tech (1/6/18)

Fouls:

High: 32, vs. Arizona State (11/23/17)
Low: 8, vs. Texas (1/2/19)

Assists:

High: 29, vs. Alabama State (12/11/19)
Low: 4, twice [most recently: vs. UMBC (3/18/18)]

Turnovers:

High: 28, vs. West Virginia (1/23/21)
Low: 4, twice [most recently: vs. Illinois (11/23/21)]

Blocked Shots:

High: 9, at Texas Tech (2/25/14)
Low: 0, 20 times
 [most recently: vs. McNeese (12/21/21)]

Steals:

High: 19, vs. Northern Arizona (11/20/17)
Low: 0, twice [most recently: vs. Texas (2/22/16)]

Points in the Paint:

High: 50, vs. Eastern Kentucky (11/16/18)
Low: 8, twice [most recently: at Kansas (2/25/19)]

Points off Turnovers:

High: 38, vs. Northern Arizona (11/20/17)
Low: 1, vs. West Virginia (3/10/17)

Second Chance Points:

High: 25, at Oklahoma State (3/3/14)
Low: 0, vs. TCU (3/2/16)

Fast Break Points:

High: 24, vs. Kennesaw State (11/9/18)
Low: 0, 13 times
 [most recently: vs. TCU (1/22/22)]

Bench Points:

High: 45, twice [most recently: vs. Texas (1/30/13)]
Low: 0, 3 times [most recently: vs. Georgia (1/27/18)]

First-Half Points:

High: 53, twice [most recently: at Iowa State (12/29/17)]
Low: 12, vs. Georgia (12/31/14)

First-Half Field Goal Percentage:

High: 82.4% (14/17) vs. Texas A&M (12/20/14)
Low: 16.0% (4/25) at TCU (2/18/15)

Second-Half Points:

High: 58, vs. Eastern Kentucky (11/16/18)
Low: 17, at Baylor (2/21/15)

Second-Half Field Goal Percentage:

High: 75.0% (12/16) vs. Oklahoma State (1/24/15)
Low: 22.2% (6/27) at West Virginia (2/3/18)

Winning Streaks

K-State won consecutive games: vs. Iowa State (March 7, 2020) and TCU (March 11, 2020)
K-State had a 5 or more game winning streak: 5, Jan. 9-22, 2019
(longest since winning 6, Nov. 9-24, 2018)
K-State had a 10 or more game winning streak: 10, Nov. 24, 2013 to Jan. 7, 2014
K-State had a 15 or more game winning streak: 21, Dec. 19, 1958 to March 13, 1959
K-State had a 20 or more game winning streak: 21, Dec. 19, 1958 to March 13, 1959

Miscellaneous

Hit a Buzzer Beater: at Iowa State, 58-57 (Jan. 12, 2019) [Barry Brown, Jr., lay-up at :04.0]
Won after trailing by at least 10 points in second half: 21 vs. West Virginia (Jan. 9, 2019)
(down 42-21, 18:49 remaining - won 71-69) school record
Won after trailing by at least 15 points in second half: 21 vs. West Virginia (Jan. 9, 2019)
(down 42-21, 18:49 remaining - won 71-69) school record

Opponent Highs/Lows

Points:
High: 107, by Baylor (1/27/21)
Low: 26, by Alabama-Huntsville (11/13/12)

Field Goals Made:

High: 41, by Baylor (1/27/21)
Low: 9, by Alabama-Huntsville (11/13/12)

Field Goals Attempted:

High: 71, by Baylor (1/27/21)
Low: 37, twice [most recently: vs. Texas (2/7/15)]

Field Goal Percentage:

High: 63.5% (33/52) by Georgetown (11/22/13)
Low: 16.4% (9/55) by Alabama-Huntsville (11/13/12)

3-Point Field Goals Made:

High: 17, by Baylor (1/27/21)
Low: 1, 6 times
 [most recently: by Florida A&M (12/2/19)]

3-Point Field Goals Attempted:

High: 34, twice [most recently: by Creighton (3/16/18)]
Low: 8 by West Virginia (1/12/13)

3-Point Field Goal Percentage:

High: 60.7% (17/28) by Baylor (1/27/21)
Low: 5.6%, (1/18) by UAlbany (12/1/21)]

Free Throws:

High: 30 by Texas Tech (1/5/21)
Low: 1 by Marquette (12/8/21)

Free Throws Attempted:

High: 44, by Arizona State (11/23/17)
Low: 3 by Marquette (12/8/21)

Free Throw Percentage:

High: 100.0% (10/10) by SE Missouri State (12/16/17)
Low: 22.2% (2/9) by Oklahoma State (2/2/19)

Offensive Rebounds:

High: 21, by Robert Morris (11/22/16)
Low: 2, by Kansas (2/3/16)

Defensive Rebounds:

High: 36, by Northern Colorado (11/8/13)
Low: 12, by Savannah State (12/14/14)

Rebounds:

High: 54, by Baylor (2/15/14)
Low: 19, by SE Missouri State (12/16/17)

Fouls:

High: 31, twice [most recently: by UMES (11/13/15)]
Low: 8, by Alabama State (12/11/19)

Assists:

High: 24, 3 times
 [most recently: by Baylor (12/19/20)]
Low: 2, by Pitt (11/25/19)

Turnovers:

High: 31, by Northern Arizona (11/20/17)
Low: 4, by Texas Tech (2/5/13)

Blocked Shots:

High: 12, by Texas (3/7/15)
Low: 0, 18 times
 [most recently: North Dakota (11/28/21)]

Steals:

High: 14, 3 times [most recently: by Baylor (1/27/21)]
Low: 0, twice [most recently: by Texas (2/22/16)]

Points in the Paint:

High: 50, by West Virginia (2/11/17)
Low: 4, by UMKC (11/14/17)

Points off Turnovers:

High: 34, by Baylor (1/27/21)
Low: 0, by Georgia (12/31/14)

Second Chance Points:

High: 24, by Iowa State (1/20/15)
Low: 0, twice [most recently: by Texas Tech (1/15/22)]

Fast Break Points:

High: 24, by Oklahoma (1/9/16)
Low: 0, 15 times

Bench Points:

High: 54, by West Virginia (1/2/16)
Low: 0, by TCU (3/11/20)

First-Half Points:

High: 56, by Baylor (12/19/20)
Low: 10, by Tulane (12/28/13)

First-Half Field Goal Percentage:

High: 70.0% (14/20) by Kansas (11/24/18)
Low: 12.5% (4/32) by Long Beach State (11/24/13)

Second-Half Points:

High: 55, by Purdue (11/24/14)
Low: 14, by Kennesaw State (11/9/18)

Second-Half Field Goal Percentage:

High: 81.3% (13/16) vs. Oklahoma State (2/11/20)
Low: 16.7% (3/18) vs. La Salle (3/22/13)



G | SR.-4L



MIKE MCGUIRL****

G | 6-3 | 200 | Sr.-4L | Ellington, Conn. | East Catholic HS

[@MikeMcGuirl00](#)

[mikemcguirl00](#)

2021 All-Big 12 Honorable Mention
2019, 2020 Academic All-Big 12

SUPERLATIVES

	FR	SO	JR	SR ₁	SR ₂	CAR
10+ Points	1	1	8	20	4	34
20+ Points	—	—	—	2	—	2
3+ 3FGM	1	1	5	9	1	17
3+ Assists	—	4	7	17	4	32
2+ Steals	—	6	8	10	4	28
Led Team in Pts	—	—	2	11	—	13
Led Team in Rebs	—	—	3	4	—	7
Led Team in Asts	—	1	3	14	4	22
Led Team in Stls	—	3	—	10	4	17

PERSONAL HIGHS

■ Points

Season	15 vs. North Dakota (11/28/21)
Career	22 twice (last time vs. Fort Hays State (12/8/20))
Big 12	19 vs. Oklahoma (2/23/21)

■ Field Goals Made

Season	6 vs. North Dakota (11/28/21)
Career	8 vs. Drake (11/25/20)
Big 12	7 vs. Oklahoma (2/23/21)

■ Field Goals Attempted

Season	11 at Wichita State (12/5/21)
Career	17 vs. TCU (1/2/21)
Big 12	17 vs. TCU (1/2/21)

■ 3-Point Field Goals Made

Season	3 at Texas (1/18/22)
Career	5 vs. Oklahoma (2/23/21)
Big 12	5 vs. Oklahoma (2/23/21)

■ 3-Point Field Goals Attempted

Season	7 at Wichita State (12/5/21)
Career	11 vs. Texas Tech (2/6/21)
Big 12	11 vs. Texas Tech (2/6/21)

■ Free Throws Made

Season	3, 3 times
Career	9 vs. Iowa State (3/7/21)
Big 12	9 vs. Iowa State (3/7/21)

■ Free Throws Attempted

Season	4, 3 times
Career	10 vs. Iowa State (3/7/21)
Big 12	10 vs. Iowa State (3/7/21)

■ Rebounds

Season	5, 3 times
Career	9 at TCU (2/20/21)
Big 12	9 at TCU (2/20/21)

■ Assists

Season	5 vs. North Dakota (11/28/21)
Career	8 vs. Milwaukee (12/11/20)
Big 12	6 vs. TCU (1/2/21)

■ Blocked Shots

Season	1, twice
Career	1, 9 times
Big 12	1, 4 times

■ Steals

Season	3, twice
Career	3, 3 times
Big 12	2, 4 times

■ Minutes

Season	32 at Wichita State (12/5/21)
Career	40 twice
Big 12	40 twice

SEASON STATS

PPG	RPG	APG	FG%	3FG%	FT%
6.9	3.1	1.9	40.0	32.5	78.9

McGUIRL AT A GLANCE

- ▶ Starting to find his role as a reserve, coming off the bench in the last 6 games played... Missed games vs. West Virginia (1/8/22) and TCU (1/12/22) due COVID-19 health and safety protocols... Has missed 3 games total.
- ▶ Has scored in double figures in 4 games, including in back-to-back games for the first time this season with 10 points vs. No. 19/19 Texas Tech (1/15/22) and 13 points at No. 23/22 Texas (1/18/22) after missing the previous 2 games.
- ▶ 5 of his 13 made 3-pointers have come in the last 2 games, including a season-best 3 treys in the win at No. 23/22 Texas (1/18/22).
- ▶ Ranks 3rd on the team in steals (16) and 5th in assists (27).
- ▶ Became 17th Wildcat to go perfect on 5 or more field goals in school history with his 6-of-6 effort with a season-high 15 points vs. North Dakota (11/28/21).
- ▶ Has scored in double figures in 34 career games, including 26 times in the last 47 games played dating back to 2019-20... Of his 801 career points, 638 have come in the last 3 seasons (8.9 ppg./72 games).
- ▶ Named to the 2021 All-Big 12 Honorable Mention Team.
- ▶ Led in 12 categories, including points (342), double-digit scoring games (20), field goals made (112), 3-point field goals made (60), free throws made (58) and attempted (76), assists (103) and steals (30), in 2020-21.

2021-22 GAME-BY-GAME STATISTICS

Date	Opponent	GS	MIN	FG	3PT	FT	O	D	TR	PF	AST	TO	BLK	STL	PTS	+/-
Nov. 10	FLORIDA A&M	*	15	0-6	0-3	3-4	0	4	4	2	1	4	0	2	3	0
Nov. 17	OMAHA		17	0-1	0-0	0-0	1	2	3	3	2	3	0	1	0	-20
Nov. 22	vs. 13/12 Arkansas		31	3-8	0-3	3-4	0	3	3	4	4	1	0	0	9	-1
Nov. 23	vs. 14/15 Illinois		22	2-8	1-3	0-0	1	3	4	2	0	1	0	1	5	-5
Nov. 28	NORTH DAKOTA	*	31	6-6	2-2	1-2	0	3	3	2	5	2	0	3	15	33
Dec. 1	UALBANY	*	22	3-8	0-3	0-0	0	2	2	4	3	3	1	2	6	18
Dec. 5	@Wichita State	*	32	3-11	1-7	3-4	0	2	2	2	4	1	0	0	10	2
Dec. 8	MARQUETTE	*	29	2-7	2-5	0-0	2	3	5	2	2	2	0	3	6	-1
Dec. 12	GREEN BAY		—	—	—	—	—	—	—	—	—	—	—	—	—	—
Dec. 19	@Nebraska		20	2-5	0-2	1-1	0	1	1	5	2	0	0	0	5	8
Dec. 21	McNEESE		21	1-5	1-3	2-2	0	3	3	1	2	1	0	1	5	1
Dec. 29	NORTH FLORIDA	ccd.														
Jan. 1	@Oklahoma*		27	3-4	1-1	0-0	1	4	5	1	0	2	1	1	7	-1
Jan. 4	14/16 TEXAS*		28	1-5	0-1	0-0	1	4	5	3	1	1	0	1	2	-18
Jan. 8	@West Virginia*		—	—	—	—	—	—	—	—	—	—	—	—	—	—
Jan. 12	TCU*		—	—	—	—	—	—	—	—	—	—	—	—	—	—
Jan. 15	19/19 TEXAS TECH*		16	4-5	2-3	0-0	0	0	0	1	1	2	0	1	10	-3
Jan. 18	@23/22 Texas*		26	4-6	3-4	2-2	0	3	3	4	0	0	0	0	13	-2
Jan. 22	7/7 KANSAS*															
Jan. 25	@Baylor*															
Jan. 29	@Ole Miss															
Feb. 2	OKLAHOMA STATE*															
Feb. 5	@TCU*															
Feb. 9	BAYLOR*															
Feb. 12	@Iowa State*															
Feb. 14	WEST VIRGINIA*															
Feb. 19	@Oklahoma State*															
Feb. 22	@Kansas*															
Feb. 26	IOWA STATE*															
Feb. 28	@Texas Tech*															
Mar. 5	OKLAHOMA*															

McGUIRL'S CAREER STATS

YEAR	GP	GS	Min	Avg.	FGM	FGA	Pct.	3FGM	3FGA	Pct.	FTM	FTA	Pct.	Off	Def	Tot	Avg.	PF	Ast	TO	Blk	Stl	Pts	Avg.
2017-18 (Fr.)	12	0	150	12.5	13	39	.333	5	21	.238	9	12	.750	6	12	18	1.5	10	11	6	1	3	40	3.3
2018-19 (So.)	34	2	572	16.8	44	120	.367	18	65	.277	17	27	.630	16	35	51	1.5	56	42	23	2	25	123	3.6
2019-20 (Jr.)	29	20	717	24.7	66	156	.423	35	88	.398	33	50	.660	18	51	69	2.4	65	53	29	2	27	200	6.9
2020-21 (Sr.)	29	29	993	34.3	112	315	.356	60	190	.316	58	76	.763	18	91	109	3.8	74	103	77	2	30	342	11.8
2021-22 (Sr.)	14	5	338	24.1	34	85	.400	13	40	.325	15	19	.789	6	37	43	3.1	36	27	23	2	16	96	6.9
Totals	118	56	2770	23.5	269	715	.376	131	404	.324	132	184	.717	64	226	290	2.5	241	236	158	9	101	801	6.8

Wildcats

1

G | JR.-TR



MARKQUIS NOWELL

G | 5-8 | 160 | Jr.-TR | Harlem, N.Y. | The Patrick School | Little Rock

[@MrNewYorkCity](#) [mr.newyorkcity](#)

 2020 Lou Henson All-American
2020 First Team All-Sun Belt // 3-time SBC Player of Week

SUPERLATIVES

	FR	SO	JR ₁	JR ₂	SR	CAR
10+ Points	15	20	12	10	—	57
20+ Points	3	12	1	1	—	17
30+ Points	1	2	—	—	—	3
4+ 3FGM	5	10	2	2	—	19
5+ Rebounds	6	7	4	3	—	20
5+ Assists	11	14	9	7	—	41
10+ Assists	—	1	4	3	—	8
2+ Steals	9	18	10	10	—	47
Double-Doubles	—	1	4	3	—	8

PERSONAL HIGHS

Points

Season	22 vs. Green Bay (12/15/21)
Career	34 vs. SE Oklahoma State (11/8/18)
Big 12	18 vs. TCU (1/12/22)

Field Goals Made

Season	8 vs. North Dakota (11/28/21)
Career	12 vs. SE Oklahoma State (11/8/18)
Big 12	7 vs. TCU (1/12/22)

Field Goals Attempted

Season	15, twice
Career	25 vs. ULM (2/27/20)
Big 12	12 vs. TCU (1/12/22)

3-Point Field Goals Made

Season	4, twice
Career	8 at ULM (12/19/19)
Big 12	4 vs. TCU (1/12/22)

3-Point Field Goals Attempted

Season	7, 4 times
Career	19 vs. ULM (2/27/20)
Big 12	7 vs. TCU (1/12/22)

Free Throws Made

Season	7 vs. McNeese (12/21/21)
Career	12, twice (last time vs. Arkansas State (2/8/20))
Big 12	2 vs. Texas Tech (1/15/22)

Free Throws Attempted

Season	8 vs. McNeese (12/21/21)
Career	14 vs. St. Francis Brooklyn (11/26/19)
Big 12	2 vs. Texas Tech (1/15/22)

Rebounds

Season	8, twice
Career	9 vs. Duquesne (11/30/20)
Big 12	4 vs. Texas Tech (1/15/22)

Assists

Season	11 vs. Marquette (12/8/21)
Career	13, twice (last time vs. Central Arkansas (12/6/20))
Big 12	10 at West Virginia (1/8/22)

Blocked Shots

Season	1 vs. UAlbany (12/1/21)
Career	1, twice (last time vs. Louisiana (2/27/20))
Big 12	—

Steals

Season	7 vs. TCU (1/12/22)
Career	7 vs. TCU (1/12/22)
Big 12	7 vs. TCU (1/12/22)

Minutes

Season	37 vs. Marquette (12/8/21)
Career	41 at Georgetown (12/22/18)
Big 12	34, twice

SEASON STATS

PPG	RPG	APG	FG%	3FG%	FT%
12.0	3.7	5.3	40.4	30.6	87.8

NOWELL AT A GLANCE

► The transfer has started each of the last 9 games he has played, averaging 12.2 points, 4.2 rebounds, 6.9 assists and 2.7 steals in 32.1 minutes per game.

► Missed first 2 Big 12 games due to COVID-19 health and safety protocols.

► Posted 3rd points/assists double-double in his first-ever Big 12 game with 10 points and 10 assists at West Virginia (1/8/22)... He now owns career and single-season record with 3 such double-doubles in school history... Nearly had school's first triple-double (11 points, 8 rebounds, 11 assists) vs. Marquette (12/8/21).

► The Big 12's steals leader, he is the only player to rank in the top-15 in scoring (14th) and top-5 in assists (2nd), steals (1st) and assist/turnover ratio (2nd)... Ranks among the top-30 in 3 categories nationally, including 9th in steals per game, 17th in total steals (37) and 27th in assists per game.

► Leads in assists (5.3 apg.) and steals (2.5), while is 2nd in scoring (12.0 ppg.), double-digit scoring games (10) and 3rd in 3-pointers (22) and field goals (61).

► Has made 178 career 3-pointers on 35.7 percent shooting, as his 156 career treys rank 8th on career 3-point field goals made list at Little Rock.

► Has averaged nearly 5 assists per game (4.95) in his college career, including more than 100 in 2 of his 3 seasons at Little Rock... Boasts a 1.44 assist/turnover ratio (411 assists to 285 turnovers) in his college career.

► The career free throw percentage leader (85.7/197-of-230) in Little Rock history.

2021-22 GAME-BY-GAME STATISTICS

Date	Opponent	GS	MIN	FG	3PT	FT	O	D	TR	PF	AST	TO	BLK	STL	PTS	+/-
Nov. 10	FLORIDA A&M		23	2-5	0-2	2-2	0	2	2	2	6	2	0	0	6	4
Nov. 17	OMAHA		21	2-8	2-5	5-6	0	3	3	1	3	1	0	2	11	-5
Nov. 22	vs. 13/12 Arkansas		18	3-7	1-3	3-4	0	3	3	5	0	2	0	2	10	-2
Nov. 23	vs. 14/15 Illinois		25	7-15	1-5	4-5	0	6	6	3	2	1	0	2	19	-1
Nov. 28	NORTH DAKOTA		22	8-12	2-4	0-0	0	2	2	2	5	2	0	5	18	25
Dec. 1	UALBANY		21	2-6	2-4	0-0	0	1	1	2	2	3	1	2	6	10
Dec. 5	@Wichita State	*	35	4-15	2-7	6-6	1	7	8	3	4	1	0	1	16	1
Dec. 8	MARQUETTE	*	37	5-13	1-7	0-0	1	7	8	2	11	3	0	3	11	3
Dec. 12	GREEN BAY	*	34	7-13	4-7	4-4	0	3	3	1	8	2	0	1	22	11
Dec. 19	@Nebraska	*	25	2-11	0-5	0-0	0	4	4	1	3	5	0	3	4	-5
Dec. 21	McNEESE	*	34	5-8	1-4	7-8	0	4	4	1	10	4	0	2	18	21
Dec. 29	NORTH FLORIDA	ccd.														
Jan. 1	@Oklahoma*		—	—	—	—	—	—	—	—	—	—	—	—	—	—
Jan. 4	14/16 TEXAS*		—	—	—	—	—	—	—	—	—	—	—	—	—	—
Jan. 8	@West Virginia*	*	32	4-11	1-6	1-1	0	3	3	4	10	6	0	1	10	-3
Jan. 12	TCU*	*	34	7-12	4-7	0-1	0	3	3	2	4	2	0	7	18	-6
Jan. 15	19/19 TEXAS TECH*	*	34	2-8	1-4	2-2	1	3	4	1	9	1	0	5	7	24
Jan. 18	@23/22 Texas*	*	24	1-7	0-2	2-2	1	0	1	4	3	4	0	1	4	0
Jan. 22	7/7 KANSAS*															
Jan. 25	@Baylor*															
Jan. 29	@Ole Miss															
Feb. 2	OKLAHOMA STATE*															
Feb. 5	@TCU*															
Feb. 9	BAYLOR*															
Feb. 12	@Iowa State*															
Feb. 14	WEST VIRGINIA*															
Feb. 19	@Oklahoma State*															
Feb. 22	@Kansas*															
Feb. 26	IOWA STATE*															
Feb. 28	@Texas Tech*															
Mar. 5	OKLAHOMA*															

NOWELL'S CAREER STATS

YEAR	GP	GS	Min	Avg.	FGM	FGA	Pct.	3FGM	3FGA	Pct.	FTM	FTA	Pct.	Off	Def	Tot	Avg.	PF	Ast	TO	Blk	Stl	Pts	Avg.
*2018-19 (Fr.)	25	18	761	30.4	95	249	.382	46	130	.354	42	53	.792	10	69	79	3.2	54	105	83	0	36	278	11.1
*2019-20 (So.)	28	26	938	33.5	151	354	.427	77	197	.391	102	116	.879	9	74	83	3.0	58	136	104	2	62	481	17.2
*2020-21 (Jr.)	15	8	457	30.5	63	183	.344	33	99	.333	55	63	.873	15	44	59	3.9	31	90	59	0	35	214	14.3
2021-22 (Jr.)	15	9	420	28.0	61	151	.404	22	72	.306	36	41	.878	4	51	55	3.7	34	80	39	1	37	180	12.0
Totals	83	61	2574	31.0	370	937	.395	178	498	.357	235	273	.861	38	238	376	3.3	177	411	285	3	170	1153	13.9

*at Little Rock

2

G | FR.-HS



MAXIMUS EDWARDS

G | 6-5 | 220 | Fr.-HS | Stratford, Conn. | Our Saviour Lutheran [N.Y.]



@maxgotgame2



_maxgotgame

SUPERLATIVES

	FR	SO	JR	SR	CAR
10+ Points	—	—	—	—	—
20+ Points	—	—	—	—	—
3+ 3FGM	—	—	—	—	—
3+ Assists	—	—	—	—	—
2+ Steals	—	—	—	—	—
Led Team in Pts	—	—	—	—	—
Led Team in Rebs	—	—	—	—	—
Led Team in Asts	—	—	—	—	—
Led Team in Stls	—	—	—	—	—

PERSONAL HIGHS

■ Points

Season —

Career —

Big 12 —

■ Field Goals Made

Season —

Career —

Big 12 —

■ Field Goals Attempted

Season —

Career —

Big 12 —

■ 3-Point Field Goals Made

Season —

Career —

Big 12 —

■ 3-Point Field Goals Attempted

Season —

Career —

Big 12 —

■ Free Throws Made

Season —

Career —

Big 12 —

■ Free Throws Attempted

Season —

Career —

Big 12 —

■ Rebounds

Season —

Career —

Big 12 —

■ Assists

Season —

Career —

Big 12 —

■ Blocked Shots

Season —

Career —

Big 12 —

■ Steals

Season —

Career —

Big 12 —

■ Minutes

Season —

Career —

Big 12 —

SEASON STATS

PPG	RPG	APG	FG%	3FG%	FT%
—	—	—	—	—	—

EDWARDS AT A GLANCE

► Expected to redshirt the 2021-22 season after getting injured in the preseason.

LAST GAME (n/a)

MIN	PTS	REBS	ASTS	BLKS	STLS
—	—	—	—	—	—

TOP PERFORMANCES

► Has not played this season.

BACKGROUND

- Played 2 seasons (2019-21) at Our Saviour Lutheran School in the Bronx.
- Averaged team-best 19.9 ppg., 6.1 rpg., 2.9 apg., 1.7 spg., at OSL in 2020-21.
- All-time leading scorer at Bunnell High School with more than 1,600 career points, including 37 in his final game in 2019 to set the all-time record.

2021-22 GAME-BY-GAME STATISTICS

Date	Opponent	GS	MIN	FG	3PT	FT	O	D	TR	PF	AST	TO	BLK	STL	PTS	+/-
Nov. 10	FLORIDA A&M	—	—	—	—	—	—	—	—	—	—	—	—	—	—	—
Nov. 17	OMAHA	—	—	—	—	—	—	—	—	—	—	—	—	—	—	—
Nov. 22	vs. 13/12 Arkansas	—	—	—	—	—	—	—	—	—	—	—	—	—	—	—
Nov. 23	vs. 14/15 Illinois	—	—	—	—	—	—	—	—	—	—	—	—	—	—	—
Nov. 28	NORTH DAKOTA	—	—	—	—	—	—	—	—	—	—	—	—	—	—	—
Dec. 1	UALBANY	—	—	—	—	—	—	—	—	—	—	—	—	—	—	—
Dec. 5	@Wichita State	—	—	—	—	—	—	—	—	—	—	—	—	—	—	—
Dec. 8	MARQUETTE	—	—	—	—	—	—	—	—	—	—	—	—	—	—	—
Dec. 12	GREEN BAY	—	—	—	—	—	—	—	—	—	—	—	—	—	—	—
Dec. 19	@Nebraska	—	—	—	—	—	—	—	—	—	—	—	—	—	—	—
Dec. 21	McNEESE	—	—	—	—	—	—	—	—	—	—	—	—	—	—	—
Dec. 29	NORTH FLORIDA	—	ccd.	—	—	—	—	—	—	—	—	—	—	—	—	—
Jan. 1	@Oklahoma*	—	—	—	—	—	—	—	—	—	—	—	—	—	—	—
Jan. 4	14/16 TEXAS*	—	—	—	—	—	—	—	—	—	—	—	—	—	—	—
Jan. 8	@West Virginia*	—	—	—	—	—	—	—	—	—	—	—	—	—	—	—
Jan. 12	TCU*	—	—	—	—	—	—	—	—	—	—	—	—	—	—	—
Jan. 15	19/19 TEXAS TECH*	—	—	—	—	—	—	—	—	—	—	—	—	—	—	—
Jan. 18	@23/22 Texas*	—	—	—	—	—	—	—	—	—	—	—	—	—	—	—
Jan. 22	7/7 KANSAS*	—	—	—	—	—	—	—	—	—	—	—	—	—	—	—
Jan. 25	@Baylor*	—	—	—	—	—	—	—	—	—	—	—	—	—	—	—
Jan. 29	@Ole Miss	—	—	—	—	—	—	—	—	—	—	—	—	—	—	—
Feb. 2	OKLAHOMA STATE*	—	—	—	—	—	—	—	—	—	—	—	—	—	—	—
Feb. 5	@TCU*	—	—	—	—	—	—	—	—	—	—	—	—	—	—	—
Feb. 9	BAYLOR*	—	—	—	—	—	—	—	—	—	—	—	—	—	—	—
Feb. 12	@Iowa State*	—	—	—	—	—	—	—	—	—	—	—	—	—	—	—
Feb. 14	WEST VIRGINIA*	—	—	—	—	—	—	—	—	—	—	—	—	—	—	—
Feb. 19	@Oklahoma State*	—	—	—	—	—	—	—	—	—	—	—	—	—	—	—
Feb. 22	@Kansas*	—	—	—	—	—	—	—	—	—	—	—	—	—	—	—
Feb. 26	IOWA STATE*	—	—	—	—	—	—	—	—	—	—	—	—	—	—	—
Feb. 28	@Texas Tech*	—	—	—	—	—	—	—	—	—	—	—	—	—	—	—
Mar. 5	OKLAHOMA*	—	—	—	—	—	—	—	—	—	—	—	—	—	—	—

EDWARDS' CAREER STATS

YEAR	GP	GS	Min	Avg.	FGM	FGA	Pct.	3FGM	3FGA	Pct.	FTM	FTA	Pct.	Off	Def	Tot	Avg.	PF	Ast	TO	Blk	Stl	Pts	Avg.
2021-22 (Fr.)	—	—	—	—	—	—	—	—	—	—	—	—	—	—	—	—	—	—	—	—	—	—	—	—
Totals	—	—	—	—	—	—	—	—	—	—	—	—	—	—	—	—	—	—	—	—	—	—	—	—

Wildcats

3

G | SO.-1L



SELTON MIGUEL*

G | 6-4 | 210 | So.-1L | Luanda, Angola | West Oaks Academy [Fla.]

@selton_miguel

hollywood.sei

2021 All-Big 12 Honorable Mention
2019, 2020 Academic All-Big 12

SUPERLATIVES

	FR	SO	JR	SR	CAR
10+ Points	7	6	—	—	13
20+ Points	—	—	—	—	—
3+ 3FGM	2	—	—	—	2
5+ Assists	4	1	—	—	5
Led Team in Pts	1	1	—	—	2
Led Team in Rebs	3	4	—	—	7
Led Team in Asts	7	3	—	—	10
Led Team in Stls	8	—	—	—	8
Double-Double	—	1	—	—	1

PERSONAL HIGHS

■ Points

Season 17 vs. McNeese (12/21/21)

Career 17, 3 times

Big 12 17 at Texas Tech (1/5/21)

■ Field Goals Made

Season 6, twice

Career 7 vs. Milwaukee (12/11/20)

Big 12 6, twice

■ Field Goals Attempted

Season 13 vs. Texas (1/4/22)

Career 14, twice (last vs. Omaha (12/29/20))

Big 12 13 vs. Texas (1/4/22)

■ 3-Point Field Goals Made

Season 2, twice

Career 3, twice (last vs. Omaha (12/29/20))

Big 12 3 vs. Baylor (12/19/20)

■ 3-Point Field Goals Attempted

Season 4 at Nebraska (12/19/21)

Career 8 vs. Omaha (12/29/20)

Big 12 5, 4 times (last time at Kansas (2/2/21))

■ Free Throws Made

Season 4 vs. Arkansas (11/22/21)

Career 6 vs. Fort Hays State (12/8/20)

Big 12 4 twice (last time at Baylor (1/27/21))

■ Free Throws Attempted

Season 6 vs. Arkansas (11/22/21)

Career 8 vs. Fort Hays State (12/8/20)

Big 12 7 at Texas (1/16/21)

■ Rebounds

Season 10 vs. UAlbany (12/1/21)

Career 10 vs. UAlbany (12/1/21)

Big 12 8 vs. Texas (1/4/22)

■ Assists

Season 6 vs. Omaha (11/17/21)

Career 7 twice (last time vs. Iowa State (3/6/21))

Big 12 7 vs. Iowa State (3/6/21)

■ Blocked Shots

Season 1, 3 times

Career 1, 6 times

Big 12 1, 3 times (last time at West Virginia (1/8/22))

■ Steals

Season 2 vs. McNeese (12/21/21)

Career 3 twice (last time vs. TCU (3/10/21))

Big 12 3 at Iowa State (12/15/20)

■ Minutes

Season 33 vs. Texas (1/4/22)

Career 39 vs. Oklahoma State (1/9/21)

Big 12 39 vs. Oklahoma State (1/9/21)

SEASON STATS

PPG	RPG	APG	FG%	3FG%	FT%
8.1	5.0	1.8	39.2	26.9	68.6

MIGUEL AT A GLANCE

► The versatile guard has started each of the last 6 games after starting just 4 times in the first 10 games... Ranks 2nd on the team in rebounding (5.0 rpg.) and offensive rebounds (21) and 4th in scoring (8.1 ppg.), and assists (1.8 apg.).

► One of 3 Wildcats (along with **Nijel Pack** and **Mark Smith**) to start all 6 Big 12 games, averaging 6.8 points, 5.0 rebounds and 1.5 assists in 28.8 minutes.

► Four of his 6 double-digit scoring games have come in the last 12 outings, including a career-tying 17 points vs. McNeese (12/21/21)... Scored in double figures in consecutive games vs. UAlbany (12/1/21) and Wichita State (12/8/21)... Collected 1st career double-double-double vs. UAlbany (12 points, 10 rebounds).

► Spent the summer playing with the Angolan National Team, as they competed in the FIBA Olympic Qualifying Tournament in Kaunas, Lithuania for a spot in the Tokyo Olympics... Earned valuable minutes off the bench, playing against Poland and Slovenia, including NBA stars **Luka Doncic** and **Zoran Dragic**.

► Was the youngest member of the 17-member of the Angolan National Team.

► Was one of 3 players (along with **Mike McGuire** and **Davion Bradford**) to play in all 29 games in 2020-21... Started in 22 of 29 games.

► Was part of the true freshman trio, along with **Davion Bradford** and **Nijel Pack**, that combined to log 71 starts in 2020-21, which ranked second nationally behind Kentucky (72) for most combined true freshmen starts.

LAST GAME (at Texas (1/18/22))

MIN	PTS	REBS	ASTS	BLKS	STLS
32	5	5	1	0	1

TOP PERFORMANCES

► Matched his career-high with 17 points vs. McNeese (12/21/21) on 6-of-9 field goals, including 2-of-3 from 3-point range, to go with 3-of-4 free throws.

► Broke through for his 1st double-double vs. UAlbany (12/1/21), posting 12 points on 4-of-8 field goals, including 1-of-2 from 3-point range, and 3-of-4 free throws with a career-high 10 rebounds to go with 3 assists in 25 minutes.

► Had a near double-double (14 pts, 9 rebs) vs. No. 12/13 Arkansas (11/22/21).

► Was solid in his first start of the season vs. Omaha (11/17/21), dishing out a team-high 6 assists to go with 8 points (4-of-5 FGs) and 3 rebounds.

► Made the most of his first career start vs. Milwaukee (12/11/20), scoring a season-high 17 points on 7-of-14 field goals, including 2-of-7 from long range.

► Tied his 2020-21 season-high with 17 points at No. 18/19 Texas Tech (1/5/21).

BACKGROUND

► Grew up in Angola before moving to Portugal at age 13 and finally moving to the United States when he was in the ninth grade.

► Fluent in 4 languages (Portuguese, Spanish, French and English).

► Prepped at West Oaks Academy in Orlando, Fla., leading the team to 76 wins.

2021-22 GAME-BY-GAME STATISTICS

Date	Opponent	GS	MIN	FG	3PT	FT	O	D	TR	PF	AST	TO	BLK	STL	PTS	+/-
Nov. 10	FLORIDA A&M		23	4-6	2-2	0-1	1	6	7	2	1	2	0	0	10	5
Nov. 17	OMAHA	*	24	4-6	0-1	0-0	0	3	3	1	6	4	0	1	8	3
Nov. 22	vs. 13/12 Arkansas	*	29	5-11	0-2	4-6	3	6	9	2	1	0	1	1	14	-1
Nov. 23	vs. 14/15 Illinois	*	18	0-4	0-1	0-0	0	2	2	3	4	0	0	1	0	-8
Nov. 28	NORTH DAKOTA		—	—	—	—	—	—	—	—	—	—	—	—	—	—
Dec. 1	UALBANY		25	4-8	1-2	3-4	3	7	10	0	3	2	0	0	12	16
Dec. 5	@Wichita State		29	4-11	1-3	3-4	3	3	6	0	3	1	1	0	12	14
Dec. 8	MARQUETTE		18	1-4	0-1	0-0	0	2	2	1	0	3	0	0	2	-5
Dec. 12	GREEN BAY	*	27	2-5	0-1	2-2	0	3	3	1	1	3	0	0	6	11
Dec. 19	@Nebraska		29	2-10	1-4	2-2	1	3	4	1	1	2	1	0	7	15
Dec. 21	McNEESE		23	6-9	2-3	3-4	1	3	4	1	0	2	0	2	17	4
Dec. 29	NORTH FLORIDA		ccd.													
Jan. 1	@Oklahoma*	*	32	2-5	0-1	2-2	0	4	4	5	3	1	0	1	6	1
Jan. 4	14/16 TEXAS*	*	33	6-13	0-2	1-4	2	6	8	0	1	1	0	1	13	-7
Jan. 8	@West Virginia*	*	19	2-8	0-0	1-2	2	4	6	4	0	0	1	0	5	-3
Jan. 12	TCU*	*	30	2-6	0-0	2-2	2	2	4	1	1	4	0	0	6	-9
Jan. 15	19/19 TEXAS TECH*	*	27	3-10	0-2	0-0	2	1	3	1	3	5	0	0	6	16
Jan. 18	@23/22 Texas*	*	32	2-9	0-1	1-2	1	4	5	2	1	1	0	1	5	13
Jan. 22	7/7 KANSAS*															
Jan. 25	@Baylor*															
Jan. 29	@Ole Miss															
Feb. 2	OKLAHOMA STATE*															
Feb. 5	@TCU*															
Feb. 9	BAYLOR*															
Feb. 12	@Iowa State*															
Feb. 14	WEST VIRGINIA*															
Feb. 19	@Oklahoma State*															
Feb. 22	@Kansas*															
Feb. 26	IOWA STATE*															
Feb. 28	@Texas Tech*															
Mar. 5	OKLAHOMA*															

MIGUEL'S CAREER STATS

YEAR	GP	GS	Min	Avg.	FGM	FGA	Pct.	3FGM	3FGA	Pct.	FTM	FTA	Pct.	Off	Def	Tot	Avg.	PF	Ast	TO	Blk	Stl	Pts	Avg.
2020-21 (Fr.)	29	22	797	27.5	70	212	.330	20	89	.225	48	70	.686	23	66	89	3.1	68	64	72	4	26	208	7.2
2021-22 (So.)	16	10	418	26.1	49	125	.392	7	26	.269	24	35	.686	21	59	80	5.0	25	29	31	4	8	129	8.1
Totals	45	32	1215	27.0	119	337	.353	27	115	.235	72	105	.686	44	125	169	3.8	93	93	103	8	34	337	7.5

Wildcats

4

F | SO.-1L



SERYEE LEWIS*

F | 6-9 | 230 | So.-1L | Chicago, Ill. | Compass Prep [Ariz.]

@Seryee2020

seryeeeee

SUPERLATIVES

	FR	SO	JR	SR	CAR
10+ Points	—	—	—	—	—
20+ Points	—	—	—	—	—
10+Rebounds	—	—	—	—	—
Double-Doubles	—	—	—	—	—
2+ Blocks	—	—	—	—	—
Led Team in Pts	—	—	—	—	—
Led Team in Rebs	—	—	—	—	—
Led Team in Asts	—	—	—	—	—
Led Team in Stls	—	—	—	—	—

PERSONAL HIGHS

■ Points

Season —

Career 9 at Baylor (1/27/21)

Big 12 9 at Baylor (1/27/21)

■ Field Goals Made

Season —

Career 4 at Baylor (1/27/21)

Big 12 4 at Baylor (1/27/21)

■ Field Goals Attempted

Season —

Career 5 at Baylor (1/27/21)

Big 12 5 at Baylor (1/27/21)

■ 3-Point Field Goals Made

Season —

Career —

Big 12 —

■ 3-Point Field Goals Attempted

Season —

Career —

Big 12 —

■ Free Throws Made

Season —

Career 3 vs. Fort Hays State (12/8/20)

Big 12 1, 3 times (last time at West Virginia (2/27/21))

■ Free Throws Attempted

Season —

Career 5 twice (last time at Baylor (1/27/21))

Big 12 5 at Baylor (1/27/21)

■ Rebounds

Season —

Career 5 vs. Jacksonville (12/21/20)

Big 12 3 twice (last time at Oklahoma (1/19/21))

■ Assists

Season —

Career —

Big 12 —

■ Blocked Shots

Season —

Career —

Big 12 —

■ Steals

Season —

Career 1, 3 times (last time at Baylor (1/27/21))

Big 12 1, twice (last time at Baylor (1/27/21))

■ Minutes

Season —

Career 14 vs. Baylor (12/19/20)

Big 12 14 vs. Baylor (12/19/20)

SEASON STATS

PPG	RPG	APG	FG%	3FG%	FT%
—	—	—	—	—	—

LEWIS AT A GLANCE

► Will miss the 2020-21 season after suffering a knee injury in the preseason.

LAST GAME (vs. TCU (3/10/21))

MIN	PTS	REBS	ASTS	BLKS	STLS
1+	0	0	0	0	0

TOP PERFORMANCES

► Not expected to play in 2021-22.

► Scored 4 points in his first college game against Drake (11/25/20) on 2-of-2 field goals with 2 rebounds in 2 minutes of action off the bench.

► Posted 2 points and 2 rebounds in his first Big 12 game vs. No. 2/2 Baylor (12/19/20) in 14 minutes of action.

► Collected season-highs for points (6) and rebounds (5) in the win over Jacksonville (12/21/20).

► Was solid in 12 minutes of action at No. 18/19 Texas Tech (1/5/21) with 4 points on 2-of-2 shooting with 4 rebounds.

BACKGROUND

► A late signee who ended up seeing action in 18 games in 2020-21.

► Helped the AZ Compass Prep School to a 24-6 record as a senior in 2019-20, which included a trip to the semifinals of The Grind Session World Championship.

► Averaged a double-double (13.2 ppg., 10.1 rpg.) as a senior in 2019-20.

2021-22 GAME-BY-GAME STATISTICS

Date	Opponent	GS	MIN	FG	3PT	FT	O	D	TR	PF	AST	TO	BLK	STL	PTS	+/-
Nov. 10	FLORIDA A&M	—	—	—	—	—	—	—	—	—	—	—	—	—	—	—
Nov. 17	OMAHA	—	—	—	—	—	—	—	—	—	—	—	—	—	—	—
Nov. 22	vs. 13/12 Arkansas	—	—	—	—	—	—	—	—	—	—	—	—	—	—	—
Nov. 23	vs. 14/15 Illinois	—	—	—	—	—	—	—	—	—	—	—	—	—	—	—
Nov. 28	NORTH DAKOTA	—	—	—	—	—	—	—	—	—	—	—	—	—	—	—
Dec. 1	UALBANY	—	—	—	—	—	—	—	—	—	—	—	—	—	—	—
Dec. 5	@Wichita State	—	—	—	—	—	—	—	—	—	—	—	—	—	—	—
Dec. 8	MARQUETTE	—	—	—	—	—	—	—	—	—	—	—	—	—	—	—
Dec. 12	GREEN BAY	—	—	—	—	—	—	—	—	—	—	—	—	—	—	—
Dec. 19	@Nebraska	—	—	—	—	—	—	—	—	—	—	—	—	—	—	—
Dec. 21	McNEESE	—	—	—	—	—	—	—	—	—	—	—	—	—	—	—
Dec. 29	NORTH FLORIDA	ccd.	—	—	—	—	—	—	—	—	—	—	—	—	—	—
Jan. 1	@Oklahoma*	—	—	—	—	—	—	—	—	—	—	—	—	—	—	—
Jan. 4	14/16 TEXAS*	—	—	—	—	—	—	—	—	—	—	—	—	—	—	—
Jan. 8	@West Virginia*	—	—	—	—	—	—	—	—	—	—	—	—	—	—	—
Jan. 12	TCU*	—	—	—	—	—	—	—	—	—	—	—	—	—	—	—
Jan. 15	19/19 TEXAS TECH*	—	—	—	—	—	—	—	—	—	—	—	—	—	—	—
Jan. 18	@23/22 Texas*	—	—	—	—	—	—	—	—	—	—	—	—	—	—	—
Jan. 22	7/7 KANSAS*	—	—	—	—	—	—	—	—	—	—	—	—	—	—	—
Jan. 25	@Baylor*	—	—	—	—	—	—	—	—	—	—	—	—	—	—	—
Jan. 29	@Ole Miss	—	—	—	—	—	—	—	—	—	—	—	—	—	—	—
Feb. 2	OKLAHOMA STATE*	—	—	—	—	—	—	—	—	—	—	—	—	—	—	—
Feb. 5	@TCU*	—	—	—	—	—	—	—	—	—	—	—	—	—	—	—
Feb. 9	BAYLOR*	—	—	—	—	—	—	—	—	—	—	—	—	—	—	—
Feb. 12	@Iowa State*	—	—	—	—	—	—	—	—	—	—	—	—	—	—	—
Feb. 14	WEST VIRGINIA*	—	—	—	—	—	—	—	—	—	—	—	—	—	—	—
Feb. 19	@Oklahoma State*	—	—	—	—	—	—	—	—	—	—	—	—	—	—	—
Feb. 22	@Kansas*	—	—	—	—	—	—	—	—	—	—	—	—	—	—	—
Feb. 26	IOWA STATE*	—	—	—	—	—	—	—	—	—	—	—	—	—	—	—
Feb. 28	@Texas Tech*	—	—	—	—	—	—	—	—	—	—	—	—	—	—	—
Mar. 5	OKLAHOMA*	—	—	—	—	—	—	—	—	—	—	—	—	—	—	—

LEWIS' CAREER STATS

YEAR	GP	GS	Min	Avg.	FGM	FGA	Pct.	3FGM	3FGA	Pct.	FTM	FTA	Pct.	Off	Def	Tot	Avg.	PF	Ast	TO	Blk	Stl	Pts	Avg.
2020-21 (Fr.)	18	0	98	5.5	15	24	.625	0	0	.000	6	14	.429	6	14	20	1.1	17	0	7	0	4	36	2.0
2021-22 (So.)	—	—	—	—	—	—	—	—	—	—	—	—	—	—	—	—	—	—	—	—	—	—	—	—
Totals	18	0	98	5.5	15	24	.625	0	0	.000	6	14	.429	6	14	20	1.1	17	0	7	0	4	36	2.0

Wildcats

12

F | JR.-1L



CARLTON LINGUARD, JR.*

F | 7-0 | 220 | Jr.-1L | San Antonio, Texas | Stevens | Temple College [Texas]

[@TheOneTwo_](#)


SUPERLATIVES

	FR	SO	JR	SR	CAR
10+ Points	—	1	—	—	1
20+ Points	—	—	—	—	—
3+ 3FGM	—	—	—	—	—
2+ Steals	—	—	—	—	—
2+ Blocks	—	—	1	—	—
Led Team in Pts	—	—	—	—	—
Led Team in Rebs	—	—	—	—	—
Led Team in Stls	—	—	—	—	—
Led Team in Blks	—	—	1	—	—

PERSONAL HIGHS

■ Points

Season	4 vs. Texas (1/4/22)
Career	10 at Iowa State (12/15/20)
Big 12	10 at Iowa State (12/15/20)

■ Field Goals Made

Season	1, twice
Career	4 at Iowa State (12/15/20)
Big 12	4 at Iowa State (12/15/20)

■ Field Goals Attempted

Season	3 vs. Texas (1/4/22)
Career	7 vs. Jacksonville (12/21/20)
Big 12	4 twice (last time vs. TCU (1/2/21))

■ 3-Point Field Goals Made

Season	—
Career	2 at Iowa State (12/15/20)
Big 12	2 at Iowa State (12/15/20)

■ 3-Point Field Goals Attempted

Season	1, twice
Career	2 at Iowa State (12/15/20)
Big 12	2 at Iowa State (12/15/20)

■ Free Throws Made

Season	2 vs. Texas (1/4/22)
Career	2 vs. Texas (1/4/22)
Big 12	2 vs. Texas (1/4/22)

■ Free Throws Attempted

Season	4 at Texas (1/18/22)
Career	4 at Texas (1/18/22)
Big 12	4 at Texas (1/18/22)

■ Rebounds

Season	5 at West Virginia (1/8/22)
Career	5, twice
Big 12	5 at West Virginia (1/8/22)

■ Assists

Season	—
Career	—
Big 12	—

■ Blocked Shots

Season	3 at West Virginia (1/8/22)
Career	3 at West Virginia (1/8/22)
Big 12	3 at West Virginia (1/8/22)

■ Steals

Season	—
Career	1, 3 times (last time at Baylor (1/27/21))
Big 12	1, twice (last time at Baylor (1/27/21))

■ Minutes

Season	19 at West Virginia (1/8/22)
Career	19 at West Virginia (1/8/22)
Big 12	19 at West Virginia (1/8/22)

SEASON STATS

PPG	RPG	APG	FG%	3FG%	FT%
1.2	2.2	0.0	28.6	0.0	33.3

LINGUARD AT A GLANCE

- Has played in 5 games, gaining his 1st career start vs. No. 14/16 Texas (1/4/22)... Saw his first action of the season vs. North Dakota (11/28/21), scoring 2 points in nearly 4 minutes of action.
- Has seen an uptick in minutes in recent games, averaging 14.0 minutes in action vs. No. 14/16 Texas (1/4/22), at West Virginia (1/8/22) and at No. 23/22 Texas (1/18/22) while posting 1.3 points and 3.7 rebounds per game.
- Scored a season-high 4 points vs. No. 14/16 Texas (1/4/22) then posting career-highs in both rebounds (5) and blocked shots (3) at West Virginia (1/8/22).
- Has been a full participant in practice since late December after missing much of the preseason and the first 4 games as he recovered from offseason surgery.

LAST GAME (at Texas (1/18/22))

MIN	PTS	REBS	ASTS	BLKS	STLS
9	0	4	0	0	0

TOP PERFORMANCES

- Played well in 1st career start vs. No. 14/16 Texas (1/4/22), scoring 4 points on 1-of-3 field goals and 2-of-2 free throws with 2 boards and 1 block in 14 minutes.
- Had a solid outing at West Virginia (1/8/22), posting career-highs in rebounds (5) and blocks (3) in a career-best 19 minutes of action.
- Collected his first career double-digit scoring game with 10 points on 4-of-4 field goals and 2-of-2 free throws in the road win at Iowa State (12/15/20).
- Went a perfect 3-of-3 from the field vs. Omaha (12/29/20) with 7 points, 3 rebounds and a steal in 13 minutes.
- Scored 4 points vs. Fort Hays State (12/8/20) in his college debut on 2-of-3 field goals with 2 rebounds in 8 minutes.

BACKGROUND

- Struggled with injuries with most of the 2020-21 season, missing 12 games.
- Qualifier out of high school who played one season (2019-20) at NJCAA member Temple College to gain more exposure, emerging as one of the best community college players, ranking as the 12th-best prospect by 247Sports.com... Ranked in the NJCAA's Top 5 in blocks (3.6 bpg.) and offense boards (4.3 orbpg.).

2021-22 GAME-BY-GAME STATISTICS

Date	Opponent	GS	MIN	FG	3PT	FT	O	D	TR	PF	AST	TO	BLK	STL	PTS	+/-
Nov. 10	FLORIDA A&M	—	—	—	—	—	—	—	—	—	—	—	—	—	—	—
Nov. 17	OMAHA	—	—	—	—	—	—	—	—	—	—	—	—	—	—	—
Nov. 22	vs. 13/12 Arkansas	—	—	—	—	—	—	—	—	—	—	—	—	—	—	—
Nov. 23	vs. 14/15 Illinois	—	—	—	—	—	—	—	—	—	—	—	—	—	—	—
Nov. 28	NORTH DAKOTA	4	1-1	0-0	0-0	0 0 0	0	0	0	0	0	0	0	0	2	4
Dec. 1	UALBANY	—	—	—	—	—	—	—	—	—	—	—	—	—	—	—
Dec. 5	@Wichita State	—	—	—	—	—	—	—	—	—	—	—	—	—	—	—
Dec. 8	MARQUETTE	—	—	—	—	—	—	—	—	—	—	—	—	—	—	—
Dec. 12	GREEN BAY	3	0-2	0-1	0-0	0 0 0	1	0	0	0	0	0	0	0	0	0
Dec. 19	@Nebraska	—	—	—	—	—	—	—	—	—	—	—	—	—	—	—
Dec. 21	McNEESE	—	—	—	—	—	—	—	—	—	—	—	—	—	—	—
Dec. 29	NORTH FLORIDA	ccd.	—	—	—	—	—	—	—	—	—	—	—	—	—	—
Jan. 1	@Oklahoma*	—	—	—	—	—	—	—	—	—	—	—	—	—	—	—
Jan. 4	14/16 TEXAS*	*	14	1-3	0-1	2-2	1	1	2	4	0	1	1	0	4	5
Jan. 8	@West Virginia*	—	19	0-1	0-1	0-0	3	2	5	1	0	1	3	0	0	1
Jan. 12	TCU*	—	—	—	—	—	—	—	—	—	—	—	—	—	—	—
Jan. 15	19/19 TEXAS TECH*	—	—	—	—	—	—	—	—	—	—	—	—	—	—	—
Jan. 18	@23/22 Texas*	—	9	0-0	0-0	0-4	2	2	4	0	0	0	0	0	0	1
Jan. 22	7/7 KANSAS*	—	—	—	—	—	—	—	—	—	—	—	—	—	—	—
Jan. 25	@Baylor*	—	—	—	—	—	—	—	—	—	—	—	—	—	—	—
Jan. 29	@Ole Miss	—	—	—	—	—	—	—	—	—	—	—	—	—	—	—
Feb. 2	OKLAHOMA STATE*	—	—	—	—	—	—	—	—	—	—	—	—	—	—	—
Feb. 5	@TCU*	—	—	—	—	—	—	—	—	—	—	—	—	—	—	—
Feb. 9	BAYLOR*	—	—	—	—	—	—	—	—	—	—	—	—	—	—	—
Feb. 12	@Iowa State*	—	—	—	—	—	—	—	—	—	—	—	—	—	—	—
Feb. 14	WEST VIRGINIA*	—	—	—	—	—	—	—	—	—	—	—	—	—	—	—
Feb. 19	@Oklahoma State*	—	—	—	—	—	—	—	—	—	—	—	—	—	—	—
Feb. 22	@Kansas*	—	—	—	—	—	—	—	—	—	—	—	—	—	—	—
Feb. 26	IOWA STATE*	—	—	—	—	—	—	—	—	—	—	—	—	—	—	—
Feb. 28	@Texas Tech*	—	—	—	—	—	—	—	—	—	—	—	—	—	—	—
Mar. 5	OKLAHOMA*	—	—	—	—	—	—	—	—	—	—	—	—	—	—	—

LINGUARD'S CAREER STATS

YEAR	GP	GS	Min	Avg.	FGM	FGA	Pct.	3FGM	3FGA	Pct.	FTM	FTA	Pct.	Off	Def	Tot	Avg.	PF	Ast	TO	Blk	Stl	Pts	Avg.
2020-21 (So.)	17	0	113	6.6	16	35	.457	4	11	.364	2	4	.500	7	15	22	1.3	12	3	5	2	2	38	2.2
2021-22 (Jr.)	5	1	49	9.7	2	7	.286	0	3	.000	2	6	.333	6	5	11	2.2	6	0	2	4	0	6	1.2
Totals	22	1	161	7.3	18	42	.429	4	14	.286	4	10	.400	13	20	33	1.5	18	3	7	6	2	44	2.0

13

G | SR-TR



MARK SMITH

G | 6-4 | 225 | Sr.-TR | Edwardsville, Ill. | Edwardsville HS | Illinois | Missouri



@Mark_Smith_13



marksmith13

SUPERLATIVES

	FR	SO	JR	SR ₁	SR ₂	CAR
10+ Points	6	11	10	13	11	51
20+ Points	1	2	2	—	2	7
2+ 3FGM	3	14	14	12	7	50
Double-Doubles	—	1	—	—	4	5
5+ Rebounds	—	11	7	8	16	42
10+ Rebounds	—	1	—	—	5	6
3+ Assists	6	3	—	2	5	16
5+ Assists	—	—	—	—	2	2
Multiple Steals	3	1	5	4	8	21

PERSONAL HIGHS

■ Points

Season 25 at Oklahoma (1/1/22)

Career 25 at Oklahoma (1/1/22)

Big 12 25 at Oklahoma (1/1/22)

■ Field Goals Made

Season 9 at Texas (1/18/22)

Career 9 at Texas (1/18/22)

Big 12 9 at Texas (1/18/22)

■ Field Goals Attempted

Season 14 at Texas (1/18/22)

Career 15 vs. Texas A&M (1/1/20)

Big 12 14 at Texas (1/18/22)

■ 3-Point Field Goals Made

Season 3, twice

Career 7 vs. Southern Illinois (12/15/19)

Big 12 3, twice

■ 3-Point Field Goals Attempted

Season 5, twice

Career 13 vs. Texas A&M (1/21/20)

Big 12 5, twice

■ Free Throws Made

Season 8 at Oklahoma (1/1/22)

Career 12 vs. DePaul (11/17/17)

Big 12 8 at Oklahoma (1/1/22)

■ Free Throws Attempted

Season 9 at Oklahoma (1/1/22)

Career 12 vs. DePaul (11/17/17)

Big 12 9 at Oklahoma (1/1/22)

■ Rebounds

Season 16 at Oklahoma (1/1/22)

Career 16 at Oklahoma (1/1/22)

Big 12 16 at Oklahoma (1/1/22)

■ Assists

Season 5, twice

Career 5, twice

Big 12 5, twice

■ Blocked Shots

Season 1 vs. UAlbany (12/1/21)

Career 2, twice (last time vs. TCU (1/30/21)

Big 12 —

■ Steals

Season 3, 3 times

Career 5 vs. Alabama (2/6/21)

Big 12 3 at West Virginia (1/8/22)

■ Minutes

Season 39 at Oklahoma (1/1/22)

Career 40 vs. UCF (12/2/18)

Big 12 39 at Oklahoma (1/1/22)

SEASON STATS

PPG	RPG	APG	FG%	3FG%	FT%
11.3	8.3	1.9	47.3	40.0	61.8

SMITH AT A GLANCE

► Opted to utilize his extra season of eligibility due to the COVID-19 pandemic and transfer to K-State for the 2021-22 season after stints at Illinois (2017-18) and Missouri (2018-21)... Helped get the Tigers to the 2021 NCAA Tournament.

► The fifth-year transfer is only Wildcat to start all 17 games... Now has seen action in 117 games in his college career, including 97 starts.

► Has scored in double figures in 11 of 17 games, including a pair of 20-point games in Big 12 play with a career-high 25 at Oklahoma (1/1/22)... Became the 1st Wildcat with a 25/15/5 game at OU, posting career-high in points (25), rebounds (16) and assists (5) without a turnover in 39 minutes.

► Eclipsed 1,000 career points with his 25-point effort at Oklahoma (1/1/22).

► Has 51 career double-digit scoring games, including 20 games with 16 or more points and 7 games of 20 or more points.

► Has made 178 3-pointers in his career on 35.7 percent shooting... Shot a career best 45 percent from 3 as a sophomore in 2018-19, which led the SEC and was the fourth-highest by a sophomore in school history.

► This was K-State's third recruitment of Smith, who had the Wildcats among his finalists when the former Illinois Mr. Basketball selected Illinois out of high school and then again when he transferred after his freshman season in 2017-18 and ultimately decided to attend Missouri.

2021-22 GAME-BY-GAME STATISTICS


Date	Opponent	GS	MIN	FG	3PT	FT	O	D	TR	PF	AST	TO	BLK	STL	PTS	+/-
Nov. 10	FLORIDA A&M	*	34	4-10	1-3	3-6	1	5	6	2	1	1	0	0	12	6
Nov. 17	OMAHA	*	25	4-5	0-1	3-4	1	7	8	2	2	2	0	0	11	33
Nov. 22	vs. 13/12 Arkansas	*	21	2-5	0-1	0-0	2	6	8	3	0	2	0	2	4	-11
Nov. 23	vs. 14/15 Illinois	*	26	2-8	0-2	0-0	2	1	3	2	3	1	0	2	4	-4
Nov. 28	NORTH DAKOTA	*	26	5-11	1-2	0-0	1	9	10	0	2	0	0	1	11	26
Dec. 1	UALBANY	*	21	4-7	2-3	4-5	3	7	10	1	2	2	1	0	14	16
Dec. 5	@Wichita State	*	30	1-5	0-2	1-4	0	7	7	1	0	2	0	3	3	0
Dec. 8	MARQUETTE	*	33	6-13	1-4	4-7	2	6	8	1	3	0	0	0	17	-2
Dec. 12	GREEN BAY	*	27	5-12	2-3	2-2	5	5	10	4	3	0	0	2	14	19
Dec. 19	@Nebraska	*	20	2-3	2-2	0-0	2	5	7	4	0	6	0	0	6	-4
Dec. 21	McNEESE	*	29	2-5	1-4	2-4	1	9	10	1	2	2	0	3	7	21
Dec. 29	NORTH FLORIDA		ccd.													
Jan. 1	@Oklahoma*	*	39	7-13	3-4	8-9	3	13	16	4	5	0	0	1	25	5
Jan. 4	14/16 TEXAS*	*	33	3-9	0-1	0-1	2	5	7	5	1	2	0	2	6	0
Jan. 8	@West Virginia*	*	37	5-7	3-4	1-2	1	7	8	3	5	2	0	3	14	-10
Jan. 12	TCU*	*	37	3-11	0-5	4-7	3	6	9	3	1	1	0	1	10	-3
Jan. 15	19/19 TEXAS TECH*	*	29	5-8	2-4	0-1	0	6	6	3	2	3	0	2	12	12
Jan. 18	@23/22 Texas*	*	34	9-14	2-5	2-3	2	6	8	3	1	2	0	0	22	10
Jan. 22	7/7 KANSAS*															
Jan. 25	@Baylor*															
Jan. 29	@Ole Miss															
Feb. 2	OKLAHOMA STATE*															
Feb. 5	@TCU*															
Feb. 9	BAYLOR*															
Feb. 12	@Iowa State*															
Feb. 14	WEST VIRGINIA*															
Feb. 19	@Oklahoma State*															
Feb. 22	@Kansas*															
Feb. 26	IOWA STATE*															
Feb. 28	@Texas Tech*															
Mar. 5	OKLAHOMA*															

SMITH'S CAREER STATS

YEAR	GP	GS	Min	Avg.	FGM	FGA	Pct.	3FGM	3FGA	Pct.	FTM	FTA	Pct.	Off	Def	Tot	Avg.	PF	Ast	TO	Blk	Stl	Pts	Avg.
*2017-18 (Fr.)	31	19	591	19.1	60	178	.337	16	69	.232	43	54	.796	18	24	42	1.4	77	42	39	2	18	179	5.8
**2018-19 (So.)	19	17	539	28.4	72	165	.436	49	109	.450	24	31	.774	13	86	99	5.2	45	30	26	1	13	217	11.4
**2019-20 (Jr.)	24	20	642	26.8	75	191	.393	53	143	.371	36	49	.735	8	86	94	3.9	42	18	29	1	22	239	10.0
**2020-21 (Sr.)	26	24	768	29.5	80	215	.372	40	127	.315	52	68	.765	14	70	84	3.2	62	26	39	4	25	252	9.7
2021-22 (Sr.)	17	17	500	29.4	69	146	.473	20	50	.400	34	55	.618	31	110	141	8.3	42	33	28	1	22	192	11.3
Totals	117	97	3040	26.0	356	895	.398	178	498	.357	189	257	.735	84	376	460	3.9	268	149	161	9	100	1079	9.2

Wildcats

*at Illinois | **at Missouri



SUPERLATIVES

	FR	SO	JR	SR	CAR
10+ Points	—	—	—	—	—
20+ Points	—	—	—	—	—
3+ 3FGM	—	—	—	—	—
3+ Assists	—	—	—	—	—
2+ Steals	—	—	—	—	—
Led Team in Pts	—	—	—	—	—
Led Team in Rebs	—	—	—	—	—
Led Team in Asts	—	—	—	—	—
Led Team in Stls	—	—	—	—	—

PERSONAL HIGHS

■ Points

Season	—
Career	2 vs. West Virginia (1/23/21)
Big 12	2 vs. West Virginia (1/23/21)

■ Field Goals Made

Season	—
Career	1 vs. West Virginia (1/23/21)
Big 12	1 vs. West Virginia (1/23/21)

■ Field Goals Attempted

Season	—
Career	3 vs. Jacksonville (12/21/20)
Big 12	1, 3 times

■ 3-Point Field Goals Made

Season	—
Career	—
Big 12	—

■ 3-Point Field Goals Attempted

Season	—
Career	1, 3 times
Big 12	1, twice

■ Free Throws Made

Season	—
Career	—
Big 12	—

■ Free Throws Attempted

Season	—
Career	—
Big 12	—

■ Rebounds

Season	1 vs. North Dakota (11/28/21)
Career	1, 3 times
Big 12	1 at West Virginia (2/27/21)

■ Assists

Season	—
Career	—
Big 12	—

■ Blocked Shots

Season	—
Career	—
Big 12	—

■ Steals

Season	—
Career	—
Big 12	—

■ Minutes

Season	1, 4 times
Career	2, 3 times
Big 12	2, twice

SEASON STATS

PPG	RPG	APG	FG%	3FG%	FT%
0.0	0.3	0.0	—	—	—

HONAS AT A GLANCE

- The second-year walk-on has seen action in 13 games in his career, including his first career action vs. No. 2/2 Baylor (12/19/20).
- Has seen action in 4 games, playing a little over a minute in each game.
- Was one of only 8 Wildcats available vs. No. 14/16 Texas (1/4/22) and one of 9 at West Virginia (1/8/22), but did not see action.

LAST GAME (vs. Green Bay (12/12/21))

MIN	PTS	REBS	ASTS	BLKS	STLS
1+	0	0	0	0	0

TOP PERFORMANCES

- Played more than a 1 minute vs. North Dakota (11/28/21), grabbing a rebound.
- Scored his first career points in the waning minutes vs. No. 14/15 West Virginia (1/23/21) on one attempt.
- Saw action in his first career game vs. No. 2/2 Baylor (12/19/20), attempting a 3-pointer in just over a minute of action.

BACKGROUND

- Elected to walk-on in July 2020 after transferring from Pratt Community College (2018-20).
- The son of a retired high school principal, Honas intends to become a teacher and a high school basketball coach when he graduates.

2021-22 GAME-BY-GAME STATISTICS

Date	Opponent	GS	MIN	FG	3PT	FT	O	D	TR	PF	AST	TO	BLK	STL	PTS	+/-
Nov. 10	FLORIDA A&M	—	—	—	—	—	—	—	—	—	—	—	—	—	—	—
Nov. 17	OMAHA	1+	0-0	0-0	0-0	0 0 0	0	0	0	0	0	0	0	0	0	-3
Nov. 22	vs. 13/12 Arkansas	—	—	—	—	—	—	—	—	—	—	—	—	—	—	—
Nov. 23	vs. 14/15 Illinois	—	—	—	—	—	—	—	—	—	—	—	—	—	—	—
Nov. 28	NORTH DAKOTA	1+	0-0	0-0	0-0	0 1 1	0	0	0	0	0	0	0	0	0	2
Dec. 1	UALBANY	1+	0-0	0-0	0-0	0 0 0	0	0	0	0	0	0	0	0	0	0
Dec. 5	@Wichita State	—	—	—	—	—	—	—	—	—	—	—	—	—	—	—
Dec. 8	MARQUETTE	—	—	—	—	—	—	—	—	—	—	—	—	—	—	—
Dec. 12	GREEN BAY	1+	0-0	0-0	0-0	0 0 0	0	0	0	0	0	0	0	0	0	-1
Dec. 19	@Nebraska	—	—	—	—	—	—	—	—	—	—	—	—	—	—	—
Dec. 21	McNEESE	—	—	—	—	—	—	—	—	—	—	—	—	—	—	—
Dec. 29	NORTH FLORIDA	ccd.	—	—	—	—	—	—	—	—	—	—	—	—	—	—
Jan. 1	@Oklahoma*	—	—	—	—	—	—	—	—	—	—	—	—	—	—	—
Jan. 4	14/16 TEXAS*	—	—	—	—	—	—	—	—	—	—	—	—	—	—	—
Jan. 8	@West Virginia*	—	—	—	—	—	—	—	—	—	—	—	—	—	—	—
Jan. 12	TCU*	—	—	—	—	—	—	—	—	—	—	—	—	—	—	—
Jan. 15	19/19 TEXAS TECH*	—	—	—	—	—	—	—	—	—	—	—	—	—	—	—
Jan. 18	@23/22 Texas*	—	—	—	—	—	—	—	—	—	—	—	—	—	—	—
Jan. 22	7/7 KANSAS*	—	—	—	—	—	—	—	—	—	—	—	—	—	—	—
Jan. 25	@Baylor*	—	—	—	—	—	—	—	—	—	—	—	—	—	—	—
Jan. 29	@Ole Miss	—	—	—	—	—	—	—	—	—	—	—	—	—	—	—
Feb. 2	OKLAHOMA STATE*	—	—	—	—	—	—	—	—	—	—	—	—	—	—	—
Feb. 5	@TCU*	—	—	—	—	—	—	—	—	—	—	—	—	—	—	—
Feb. 9	BAYLOR*	—	—	—	—	—	—	—	—	—	—	—	—	—	—	—
Feb. 12	@Iowa State*	—	—	—	—	—	—	—	—	—	—	—	—	—	—	—
Feb. 14	WEST VIRGINIA*	—	—	—	—	—	—	—	—	—	—	—	—	—	—	—
Feb. 19	@Oklahoma State*	—	—	—	—	—	—	—	—	—	—	—	—	—	—	—
Feb. 22	@Kansas*	—	—	—	—	—	—	—	—	—	—	—	—	—	—	—
Feb. 26	IOWA STATE*	—	—	—	—	—	—	—	—	—	—	—	—	—	—	—
Feb. 28	@Texas Tech*	—	—	—	—	—	—	—	—	—	—	—	—	—	—	—
Mar. 5	OKLAHOMA*	—	—	—	—	—	—	—	—	—	—	—	—	—	—	—

HONAS' CAREER STATS

YEAR	GP	GS	Min	Avg.	FGM	FGA	Pct.	3FGM	3FGA	Pct.	FTM	FTA	Pct.	Off	Def	Tot	Avg.	PF	Ast	TO	Blk	Stl	Pts	Avg.
2020-21 (Jr.)	9	0	12	1.3	1	6	.167	0	3	.000	0	0	.000	0	2	2	0.2	0	0	0	0	0	2	0.2
2021-22 (Sr.)	4	0	5	1.3	0	0	.000	0	0	.000	0	0	.000	0	1	1	0.3	0	0	0	0	0	0	0.0
Totals	13	0	17	1.3	1	6	.167	0	3	.000	0	0	.000	0	3	3	0.2	0	0	0	0	0	2	0.2

15

G | SO.-TR



TREY HARRIS

G | 5-11 | 165 | So.-TR | Bloomington, Ill. | Bloomington HS | Indian Hills CC



treyharris_24

SUPERLATIVES

	FR	SO	JR	SR	CAR
10+ Points	—	—	—	—	—
20+ Points	—	—	—	—	—
3+ 3FGM	—	—	—	—	—
3+ Assists	—	—	—	—	—
2+ Steals	—	—	—	—	—
Led Team in Pts	—	—	—	—	—
Led Team in Rebs	—	—	—	—	—
Led Team in Asts	—	—	—	—	—
Led Team in Stls	—	—	—	—	—

PERSONAL HIGHS

■ Points

Season	—
Career	—
Big 12	—

■ Field Goals Made

Season	—
Career	—
Big 12	—

■ Field Goals Attempted

Season	—
Career	—
Big 12	—

■ 3-Point Field Goals Made

Season	—
Career	—
Big 12	—

■ 3-Point Field Goals Attempted

Season	—
Career	—
Big 12	—

■ Free Throws Made

Season	—
Career	—
Big 12	—

■ Free Throws Attempted

Season	—
Career	—
Big 12	—

■ Rebounds

Season	1, vs. Green Bay (12/12/21)
Career	—
Big 12	—

■ Assists

Season	—
Career	—
Big 12	—

■ Blocked Shots

Season	—
Career	—
Big 12	—

■ Steals

Season	—
Career	—
Big 12	—

■ Minutes

Season	1, vs. Green Bay (12/12/21)
Career	—
Big 12	—

SEASON STATS

PPG	RPG	APG	FG%	3FG%	FT%
0.0	1.0	0.0	—	—	—

HARRIS AT A GLANCE

► The first-year walk-on saw action in his first career game, playing just over a minute and grabbing a rebound vs. Green Bay (12/12/21).

► Missed the games against No. 14/16 Texas (1/4/22) and at West Virginia (1/8/22) due to COVID-19 health and safety protocols.

LAST GAME (vs. Green Bay (12/12/21))

MIN	PTS	REBS	ASTS	BLKS	STLS
1+	0	1	0	0	0

TOP PERFORMANCES

► Grabbed a rebound in his first career action vs. Green Bay (12/12/21).

BACKGROUND

► Elected to walk-on in August 2021 after playing one season (2020-21) at Indian Hills Community College.

► Started his college career at Eastern Illinois but did not play basketball.

2021-22 GAME-BY-GAME STATISTICS

Date	Opponent	GS	MIN	FG	3PT	FT	O	D	TR	PF	AST	TO	BLK	STL	PTS	+/-
Nov. 10	FLORIDA A&M	—	—	—	—	—	—	—	—	—	—	—	—	—	—	—
Nov. 17	OMAHA	—	—	—	—	—	—	—	—	—	—	—	—	—	—	—
Nov. 22	vs. 13/12 Arkansas	—	—	—	—	—	—	—	—	—	—	—	—	—	—	—
Nov. 23	vs. 14/15 Illinois	—	—	—	—	—	—	—	—	—	—	—	—	—	—	—
Nov. 28	NORTH DAKOTA	—	—	—	—	—	—	—	—	—	—	—	—	—	—	—
Dec. 1	UALBANY	—	—	—	—	—	—	—	—	—	—	—	—	—	—	—
Dec. 5	@Wichita State	—	—	—	—	—	—	—	—	—	—	—	—	—	—	—
Dec. 8	MARQUETTE	—	—	—	—	—	—	—	—	—	—	—	—	—	—	—
Dec. 12	GREEN BAY	1+	0-0	0-0	0-0	0	1	1	0	0	0	0	0	0	0	-1
Dec. 19	@Nebraska	—	—	—	—	—	—	—	—	—	—	—	—	—	—	—
Dec. 21	McNEESE	—	—	—	—	—	—	—	—	—	—	—	—	—	—	—
Dec. 29	NORTH FLORIDA	ccd.	—	—	—	—	—	—	—	—	—	—	—	—	—	—
Jan. 1	@Oklahoma*	—	—	—	—	—	—	—	—	—	—	—	—	—	—	—
Jan. 4	14/16 TEXAS*	—	—	—	—	—	—	—	—	—	—	—	—	—	—	—
Jan. 8	@West Virginia*	—	—	—	—	—	—	—	—	—	—	—	—	—	—	—
Jan. 12	TCU*	—	—	—	—	—	—	—	—	—	—	—	—	—	—	—
Jan. 15	19/19 TEXAS TECH*	—	—	—	—	—	—	—	—	—	—	—	—	—	—	—
Jan. 18	@23/22 Texas*	—	—	—	—	—	—	—	—	—	—	—	—	—	—	—
Jan. 22	7/7 KANSAS*	—	—	—	—	—	—	—	—	—	—	—	—	—	—	—
Jan. 25	@Baylor*	—	—	—	—	—	—	—	—	—	—	—	—	—	—	—
Jan. 29	@Ole Miss	—	—	—	—	—	—	—	—	—	—	—	—	—	—	—
Feb. 2	OKLAHOMA STATE*	—	—	—	—	—	—	—	—	—	—	—	—	—	—	—
Feb. 5	@TCU*	—	—	—	—	—	—	—	—	—	—	—	—	—	—	—
Feb. 9	BAYLOR*	—	—	—	—	—	—	—	—	—	—	—	—	—	—	—
Feb. 12	@Iowa State*	—	—	—	—	—	—	—	—	—	—	—	—	—	—	—
Feb. 14	WEST VIRGINIA*	—	—	—	—	—	—	—	—	—	—	—	—	—	—	—
Feb. 19	@Oklahoma State*	—	—	—	—	—	—	—	—	—	—	—	—	—	—	—
Feb. 22	@Kansas*	—	—	—	—	—	—	—	—	—	—	—	—	—	—	—
Feb. 26	IOWA STATE*	—	—	—	—	—	—	—	—	—	—	—	—	—	—	—
Feb. 28	@Texas Tech*	—	—	—	—	—	—	—	—	—	—	—	—	—	—	—
Mar. 5	OKLAHOMA*	—	—	—	—	—	—	—	—	—	—	—	—	—	—	—

HARRIS' CAREER STATS

YEAR	GP	GS	Min	Avg.	FGM	FGA	Pct.	3FGM	3FGA	Pct.	FTM	FTA	Pct.	Off	Def	Tot	Avg.	PF	Ast	TO	Blk	Stl	Pts	Avg.
2021-22 (So.)	1	0	1	1.0	0	0	.000	0	0	.000	0	0	.000	0	1	1	1.0	0	0	0	0	0	0	0.0
Totals	1	0	1	1.0	0	0	.000	0	0	.000	0	0	.000	0	1	1	1.0	0	0	0	0	0	0	0.0

Wildcats

20

F | JR.-1L



KAOSI EZEAGU

F | 6-10 | 255 | Jr.-1L | Brampton, Ontario | GTA Prep | UTEP

@Kaosi_E

kaosi_ezeagu

SUPERLATIVES

	FR	SO	JR	SR	CAR
10+ Points	2	2	2	—	6
5+ Rebounds	7	5	6	—	18
10+ Rebounds	—	—	—	—	—
Double-Doubles	—	—	—	—	—
2+ Blocks	8	5	1	—	14
Led Team in Pts	—	—	—	—	—
Led Team in Rebs	—	2	2	—	4
Led Team in Stls	—	1	—	—	1
Led Team in Blks	—	6	3	—	9

PERSONAL HIGHS

■ Points

Season 15 vs. North Dakota (11/28/21)

Career 15 vs. North Dakota (11/28/21)

Big 12 10 vs. Texas Tech (2/6/21)

■ Field Goals Made

Season 6 vs. North Dakota (11/28/21)

Career 6 vs. North Dakota (11/28/21)

Big 12 4, twice

■ Field Goals Attempted

Season 7 vs. North Dakota (11/28/21)

Career 7, 3 times

Big 12 6 vs. Texas Tech (2/6/21)

■ 3-Point Field Goals Made

Season —

Career —

Big 12 —

■ 3-Point Field Goals Attempted

Season —

Career —

Big 12 —

■ Free Throws Made

Season 5 vs. Florida A&M (11/10/21)

Career 7 vs. Kansas City (11/30/20)

Big 12 3 vs. West Virginia (1/23/21)

■ Free Throws Attempted

Season 8 vs. Florida A&M (11/10/21)

Career 9 vs. Kansas City (11/30/20)

Big 12 6 vs. Iowa State (3/7/21)

■ Rebounds

Season 9 at Nebraska (12/19/21)

Career 9, 4 times

Big 12 7 vs. Kansas (2/17/21)

■ Assists

Season 3 vs. Florida A&M (11/10/21)

Career 3 vs. Florida A&M (11/10/21)

Big 12 1, 4 times

■ Blocked Shots

Season 2 vs. Omaha (11/17/21)

Career 3, 3 times

Big 12 2, twice

■ Steals

Season 1, 5 times

Career 3 at Louisiana Tech (2/14/19)

Big 12 2 at Baylor (1/27/21)

■ Minutes

Season 25 at Wichita State (12/5/21)

Career 29, twice

Big 12 22 at Baylor (1/27/21)

SEASON STATS

PPG	RPG	BPG	FG%	3FG%	FT%
5.6	3.8	0.4	71.4	—	61.5

EZEAGU AT A GLANCE

- ▶ Returned vs. TCU (1/22/22) after missing games vs. No. 14/16 Texas (1/4/22) and at West Virginia (1/8/22) due to COVID-19 health and safety protocols.
- ▶ The big man has been solid to start the season, starting the first 12 games and averaging 5.6 points on a team-best 71.4 percent (30-of-42) shooting to go with 3.8 rebounds in 14.9 minutes per game... Has a team-best 18 dunks.
- ▶ His 14 points at Wichita State (12/5/21) came on 5 dunks.
- ▶ Has scored 7 or more points in 6 of 15 games, including a career-best 15 vs. North Dakota (11/28/21), while he is grabbed 5 or more rebounds in 6 games.
- ▶ The former UTEP transfer has seen action in 63 games in his college career with 26 starts, including 34 games played and 18 starts at K-State.
- ▶ Opted to have knee surgery early in the 2020-21 campaign after starting the first 4 games, which opened the door for then freshman **Davion Bradford**... Missed the next 10 games before returning at Oklahoma (1/19/21).
- ▶ Played in the last 15 games of 2020-21, including starts vs. No. 2/2 Baylor (1/27/21) and Texas A&M (1/30/21).
- ▶ Has scored at least 7 points in 14 of 34 games played at K-State.

LAST GAME (at Texas (1/18/22))

MIN	PTS	REBS	ASTS	BLKS	STLS
7	0	1	0	0	0

TOP PERFORMANCES

- ▶ Played perhaps his best all-around game in the win at Wichita State (12/5/21), scoring 14 points on 5-of-6 field goals and 4-of-7 free throws to go with 6 rebounds in a season-high 25 minutes.
- ▶ Tallied a near double-double in the win at Nebraska (12/19/21), posting 9 points on 3-of-4 field goals and 3-of-4 free throws with a career-tying 9 boards.
- ▶ Eclipsed his career-high in points with 15 vs. North Dakota (11/28/21) on 6-of-7 field goals and 3-of-6 free throws to go with 7 rebounds in 20 minutes.
- ▶ Earned his 1st double-digit scoring game at K-State with 11 points in a win over Kansas City (11/30/20) on 2-of-3 field goals and 7-of-9 free throws.
- ▶ Collected double-digit scoring for the first time in Big 12 play with 10 points on 4-of-6 shooting vs. No. 13/13 Texas Tech (2/6/21).

BACKGROUND

- ▶ Was born and raised in Nassau, The Bahamas before moving, first to the United States (Chattanooga, Tenn.), then to Canada (Brampton, Ontario) where he played prep school at GTA Prep.
- ▶ Transferred to K-State from UTEP in January 2020 and enrolled for the spring semester... Earned a waiver to play immediately in 2020-21.

2021-22 GAME-BY-GAME STATISTICS

Date	Opponent	GS	MIN	FG	3PT	FT	O	D	TR	PF	AST	TO	BLK	STL	PTS	+/-
Nov. 10	FLORIDA A&M	*	18	1-2	0-0	5-8	2	3	5	2	3	0	0	0	7	18
Nov. 17	OMAHA	*	18	3-3	0-0	2-2	0	6	6	1	0	1	2	1	8	25
Nov. 22	vs. 13/12 Arkansas	*	9	2-3	0-0	0-0	3	1	4	2	0	0	0	0	4	-4
Nov. 23	vs. 14/15 Illinois	*	12	2-3	0-0	0-0	1	1	2	3	0	0	1	1	4	1
Nov. 28	NORTH DAKOTA	*	20	6-7	0-0	3-6	1	6	7	2	0	3	0	1	15	24
Dec. 1	UALBANY	*	16	3-4	0-0	2-4	1	2	3	3	0	3	1	0	8	16
Dec. 5	@Wichita State	*	25	5-6	0-0	4-7	2	4	6	3	0	0	1	1	14	4
Dec. 8	MARQUETTE	*	23	1-3	0-0	0-0	3	5	8	0	1	0	0	0	2	1
Dec. 12	GREEN BAY	*	7	2-2	0-0	1-2	0	0	0	4	0	0	0	0	5	-3
Dec. 19	@Nebraska	*	22	3-4	0-0	3-4	4	5	9	1	0	0	0	1	9	1
Dec. 21	McNEESE	*	13	0-0	0-0	0-0	0	1	1	1	0	1	0	0	0	3
Dec. 29	NORTH FLORIDA	ccd.														
Jan. 1	@Oklahoma*	*	5	0-1	0-0	0-0	0	0	0	3	0	1	0	0	0	-2
Jan. 4	14/16 TEXAS*															
Jan. 8	@West Virginia*															
Jan. 12	TCU*		18	1-1	0-0	3-4	1	2	3	2	0	2	0	0	5	9
Jan. 15	19/19 TEXAS TECH*		11	1-3	0-0	1-2	1	1	2	1	0	0	1	0	3	-7
Jan. 18	@23/22 Texas*		7	0-0	0-0	0-0	1	0	1	2	0	2	0	0	0	-12
Jan. 22	7/7 KANSAS*															
Jan. 25	@Baylor*															
Jan. 29	@Ole Miss															
Feb. 2	OKLAHOMA STATE*															
Feb. 5	@TCU*															
Feb. 9	BAYLOR*															
Feb. 12	@Iowa State*															
Feb. 14	WEST VIRGINIA*															
Feb. 19	@Oklahoma State*															
Feb. 22	@Kansas*															
Feb. 26	IOWA STATE*															
Feb. 28	@Texas Tech*															
Mar. 5	OKLAHOMA*															

EZEAGU'S CAREER STATS

YEAR	GP	GS	Min	Avg.	FGM	FGA	Pct.	3FGM	3FGA	Pct.	FTM	FTA	Pct.	Off	Def	Tot	Avg.	PF	Ast	TO	Blk	Stl	Pts	Avg.
*2018-19 (Fr.)	29	8	362	12.5	37	65	.569	0	0	.000	19	40	.475	31	67	98	3.4	76	3	36	24	9	93	3.2
2020-21 (RSo.)	19	6	323	17.0	37	66	.561	0	0	.000	24	52	.462	21	40	61	3.2	49	6	24	13	7	98	5.2
2021-22 (Jr.)	15	12	223	14.9	30	42	.714	0	0	.000	24	39	.615	20	37	57	3.8	30	4	13	6	5	84	5.6
Totals	63	26	908	14.4	104	173	.601	0	0	.000	67	131	.511	72	144	216	3.4	155	13	73	43	21	275	4.4

*at UTEP

Wildcats

21

F | SO.-1L



DAVION BRADFORD*

F | 7-0 | 270 | So.-1L | St. Louis, Mo. | Mehlville HS

@iambradford

dbrad21

SUPERLATIVES

	FR	SO	JR	SR	CAR
10+ Points	10	—	—	—	10
20+ Points	—	—	—	—	—
10+Rebounds	1	—	—	—	1
Double-Doubles	—	—	—	—	—
2+ Blocks	3	1	—	—	4
Led Team in Pts	4	—	—	—	4
Led Team in Rebs	7	—	—	—	7
Led Team in Stls	—	—	—	—	—
Led Team in Blks	5	3	—	—	8

PERSONAL HIGHS

■ Points

Season	9, twice
Career	18 twice (last vs. Baylor (3/11/21))
Big 12	14, 3 times (last at Texas (1/16/21))

■ Field Goals Made

Season	4, 3 times
Career	6, 5 times
Big 12	6 vs. Oklahoma (2/23/21)

■ Field Goals Attempted

Season	8 vs. Omaha (11/17/21)
Career	10, twice
Big 12	10, twice

■ 3-Point Field Goals Made

Season	—
Career	—
Big 12	—

■ 3-Point Field Goals Attempted

Season	—
Career	—
Big 12	—

■ Free Throws Made

Season	2, 3 times
Career	6, twice
Big 12	4 at Iowa State (12/15/20)

■ Free Throws Attempted

Season	8 vs. TCU (1/12/22)
Career	11 vs. Milwaukee (12/11/20)
Big 12	8, twice

■ Rebounds

Season	6 vs. UAlbany (12/1/21)
Career	10 vs. Omaha (12/29/20)
Big 12	9 vs. TCU (1/2/21)

■ Assists

Season	1 vs. Green Bay (12/12/21)
Career	1, 6 times
Big 12	1, 4 times

■ Blocked Shots

Season	2 at West Virginia (1/8/22)
Career	2, 4 times
Big 12	2, twice

■ Steals

Season	1, twice
Career	1, 7 times
Big 12	1, twice

■ Minutes

Season	21 vs. TCU (1/12/22)
Career	32 vs. Oklahoma (2/23/21)
Big 12	32 vs. Oklahoma (2/23/21)

SEASON STATS

PPG	RPG	BPG	FG%	3FG%	FT%
4.3	2.7	0.5	50.0	—	50.0

BRADFORD AT A GLANCE

► Has struggled to start the year, as he recovered from a bout with pneumonia and strep throat that forced him to miss 2 weeks of practice... Has started to turn the corner, averaging 5.2 points on 51.4 percent shooting in last 9 games played... Missed the Texas (1/4/22) game due to COVID-19 health and safety protocols.

► Has started the last 3 games, including his 1st start of the season vs. TCU (1/12/22), scoring 6 points in a season-high 21 minutes.

► Posted the second-highest field goal percentage (62.1/90-of-145) in school history in 2020-21, including the highest ever by a freshman... It was the highest field goal percentage by a Wildcat since **D.J. Johnson** (62.3%) in 2016-17.

► Also connected on better than 60 percent (60.4/61-of-101) of his field goals in Big 12 play... Was the first Wildcat (regular starter/major contributor) to shoot better than 60 percent against league competition since **Ben Mitchell** connected on 61 percent (61-of-100) in Big Eight play in 1985-86.

► Scored in all 29 games, including 10 double-digit scoring games, in 2020-21.

► His team-leading 32 dunks in 2020-21 were the most-ever by Wildcat since the stat has been kept and more than the 30 by **Michael Beasley** in 2007-08.

► Was part of the true freshman trio, along with **Selton Miguel** and **Nijel Pack**, that combined to log 71 starts in 2020-21, which ranked second nationally behind Kentucky (72) for most combined true freshmen starts.

2021-22 GAME-BY-GAME STATISTICS

Date	Opponent	GS	MIN	FG	3PT	FT	O	D	TR	PF	AST	TO	BLK	STL	PTS	+/-
Nov. 10	FLORIDA A&M		14	1-2	0-0	1-2	2	1	3	1	0	0	0	0	3	-3
Nov. 17	OMAHA		14	4-8	0-0	0-0	3	2	5	0	0	1	1	0	8	1
Nov. 22	vs. 13/12 Arkansas		14	0-1	0-0	1-2	2	2	4	1	0	3	1	0	1	-10
Nov. 23	vs. 14/15 Illinois		18	1-1	0-0	0-0	1	1	2	3	0	0	0	0	2	3
Nov. 28	NORTH DAKOTA		—	—	—	—	—	—	—	—	—	—	—	—	—	—
Dec. 1	UALBANY		16	2-3	0-0	0-0	4	2	6	3	0	1	0	0	4	11
Dec. 5	@Wichita State		5	0-2	0-0	0-0	0	0	0	3	0	0	0	0	0	-4
Dec. 8	MARQUETTE		17	4-7	0-0	1-1	0	1	1	1	0	1	0	1	9	-2
Dec. 12	GREEN BAY		17	2-2	0-0	2-2	0	0	0	3	1	0	0	0	6	11
Dec. 19	@Nebraska		14	4-7	0-0	1-2	2	3	5	2	0	1	1	1	9	8
Dec. 21	McNEESE		17	3-5	0-0	0-1	2	1	3	3	0	0	0	1	6	0
Dec. 29	NORTH FLORIDA		ccd.	—	—	—	—	—	—	—	—	—	—	—	—	—
Jan. 1	@Oklahoma*		18	0-2	0-0	1-2	1	0	1	1	0	2	0	0	1	-2
Jan. 4	14/16 TEXAS*		—	—	—	—	—	—	—	—	—	—	—	—	—	—
Jan. 8	@West Virginia*		14	2-7	0-0	2-2	1	2	3	2	0	0	2	0	6	1
Jan. 12	TCU*		* 21	2-5	0-0	2-8	0	2	2	1	0	1	0	0	6	-10
Jan. 15	19/19 TEXAS TECH*		* 21	1-1	0-0	0-0	0	3	3	1	0	2	1	0	2	10
Jan. 18	@23/22 Texas*		* 12	1-1	0-0	0-0	2	0	2	3	0	0	0	0	2	7
Jan. 22	7/7 KANSAS*															
Jan. 25	@Baylor*															
Jan. 29	@Ole Miss															
Feb. 2	OKLAHOMA STATE*															
Feb. 5	@TCU*															
Feb. 9	BAYLOR*															
Feb. 12	@Iowa State*															
Feb. 14	WEST VIRGINIA*															
Feb. 19	@Oklahoma State*															
Feb. 22	@Kansas*															
Feb. 26	IOWA STATE*															
Feb. 28	@Texas Tech*															
Mar. 5	OKLAHOMA*															

LAST GAME (at Texas (1/18/22))

MIN	PTS	REBS	ASTS	BLKS	STLS
12	2	2	0	0	0

TOP PERFORMANCES

► Off to a slow start to the season as he recovers from pneumonia and strep throat, but was solid off the bench vs. Marquette (12/8/21) and Nebraska (12/19/21), scoring a season-high 9 points on 4-of-7 field goals.

► Twice scored a career-high 18 points in 2020-21, including an impressive start vs. No. 2/2 Baylor (3/11/21) in the quarterfinals of the Big 12 Championship on 6-of-9 field goals and 6-of-8 free throws in 30 minutes.

► Posted his first career double-digit scoring game against Milwaukee (12/11/20) with a team-best 18 points on 6-of-8 shooting with 7 rebounds.

► Nearly had a double-double twice in Big 12 play, including 14 points, 9 rebounds vs. TCU (1/2/21) and 13 points and 8 rebounds vs. Oklahoma (2/23/21).

► Scored 14 points in his first Big 12 game vs. Iowa State (12/15/20).

BACKGROUND

► A consensus Top 150 prospect out of Mehlville High School in St. Louis, leading the Panthers to 45 wins the last 2 seasons and Missouri Class 5 quarterfinals in 2019-20... Twice named to the Class 5A All-State team by coaches.


► Played for MoKan Elite, helping the team to the prestigious Peach Jam title in July 2019... Played alongside future teammate **Luke Kasubke**.

BRADFORD'S CAREER STATS

YEAR	GP	GS	Min	Avg.	FGM	FGA	Pct.	3FGM	3FGA	Pct.	FTM	FTA	Pct.	Off	Def	Tot	Avg.	PF	Ast	TO	Blk	Stl	Pts	Avg.
2020-21 (Fr.)	29	25	603	20.8	90	145	.621	0	0	.000	43	73	.589	49	77	126	4.3	71	6	38	12	5	223	7.7
2021-22 (So.)	15	3	233	15.5	27	54	.500	0	0	.000	11	22	.500	20	20	40	2.7	28	1	12	7	2	65	4.3
Totals	44	28	836	19.0	117	199	.588	0	0	.000	54	95	.568	69	97	166	3.8	99	7	50	19	7	288	6.5

22

G | SO.-1L



LUKE KASUBKE*

G | 6-5 | 190 | So.-1L | St. Louis, Mo. | Chaminade HS

@LukeKasubke

lukkasubke

SUPERLATIVES

	FR	SO	JR	SR	CAR
10+ Points	—	—	—	—	—
20+ Points	—	—	—	—	—
3+ 3FGM	—	—	—	—	—
3+ Assists	—	1	—	—	1
2+ Steals	—	1	—	—	1
Led Team in Pts	—	—	—	—	—
Led Team in Rebs	—	—	—	—	—
Led Team in Asts	—	—	—	—	—
Led Team in Stls	1	1	—	—	2

PERSONAL HIGHS

■ Points

Season 8 at Wichita State (12/5/21)

Career 8, twice

Big 12 8 at Baylor (1/27/21)

■ Field Goals Made

Season 3 at Wichita State (12/5/21)

Career 3 at Wichita State (12/5/21)

Big 12 2, 3 times

■ Field Goals Attempted

Season 4, twice

Career 6 at West Virginia (2/27/21)

Big 12 6 at West Virginia (2/27/21)

■ 3-Point Field Goals Made

Season 2 at Wichita State (12/5/21)

Career 2 at Wichita State (12/5/21)

Big 12 1, 6 times

■ 3-Point Field Goals Attempted

Season 4 vs. UAlbany (12/1/21)

Career 5 vs. Oklahoma (2/23/21)

Big 12 5 vs. Oklahoma (2/23/21)

■ Free Throws Made

Season —

Career 5 at Baylor (1/27/21)

Big 12 5 at Baylor (1/27/21)

■ Free Throws Attempted

Season —

Career 6 at Baylor (1/27/21)

Big 12 6 at Baylor (1/27/21)

■ Rebounds

Season 2, 5 times

Career 4 at Baylor (1/27/21)

Big 12 4 at Baylor (1/27/21)

■ Assists

Season 3 vs. North Dakota (11/28/21)

Career 3 vs. Texas Tech (2/6/21)

Big 12 3 vs. Texas Tech (2/6/21)

■ Blocked Shots

Season —

Career 1 vs. Texas (2/9/21)

Big 12 1 vs. Texas (2/9/21)

■ Steals

Season 2, 3 times

Career 2, 4 times

Big 12 2, twice

■ Minutes

Season 25 vs. North Dakota (11/28/21)

Career 26 vs. Texas Tech (2/6/21)

Big 12 26 vs. Texas Tech (2/6/21)

SEASON STATS

PPG	RPG	APG	FG%	3FG%	FT%
1.9	0.8	0.6	32.5	25.0	—

KASUBKE AT A GLANCE

- ▶ Finally healthy after an injury plagued first season in 2020-21, in which, he was expected to redshirt after a preseason foot injury... However, he was able to rehab and return at No. 4/4 Texas (1/16/21) after missing the first 13 games.
- ▶ Has now played in 33 consecutive games after playing in the last 16 games of the 2020-21 campaign.
- ▶ Has hit a 3-pointer in 5 of the first 17 games off the bench, averaging 12.9 minutes per game (which is 2nd among regular reserves).
- ▶ Tied his career-high with 8 points in the win at Wichita State (12/5/21), hitting on 3-of-5 field goals, including 2-of-2 from 3-point range... It marked the first time that he has hit 2 or more 3-pointers in the same game.
- ▶ Dished out a career-high 3 assists vs. North Dakota (11/28/21).
- ▶ Has registered at least 2 steals in 3 games.

LAST GAME (at Texas (1/18/22))

MIN	PTS	REBS	ASTS	BLKS	STLS
8	0	1	0	0	0

TOP PERFORMANCES

- ▶ Has knocked down a 3-pointer in 5 games, including hitting a pair in the win at Wichita State (12/5/21).
- ▶ Saw his first action as a Wildcat in 2020-21 at No. 4/4 Texas (1/16/21), grabbing a rebound in 10 minutes.
- ▶ Scored his first career points on a 3-pointer on his first attempt at Oklahoma (1/19/21), finishing 5 points on 2-of-4 field goals and an assist in 15 minutes.
- ▶ Saw his first extensive action off the bench at No. 2/2 Baylor (1/27/21), scoring 8 points while grabbing 4 rebounds and 2 steals in 23 minutes.
- ▶ Dished out a career-best 3 assists vs. No. 13/11 Texas Tech (2/6/21) to go with 5 points in a season-best 26 minutes.

BACKGROUND

- ▶ Scored nearly 1,500 points in his prep career at famed Chaminade High School in St. Louis... Ranks 6th on the school's all-time scoring list with 1,466 points, while he is 9th in career scoring average (22.3) and 2nd in 3-pointers (218).
- ▶ Parents, **Bret** and **Michele**, played basketball at D2 Quincy University with mom scoring nearly 1,000 points and dad earning team MVP honors as a senior.

2021-22 GAME-BY-GAME STATISTICS

Date	Opponent	GS	MIN	FG	3PT	FT	O	D	TR	PF	AST	TO	BLK	STL	PTS	+/-
Nov. 10	FLORIDA A&M		14	1-3	1-2	0-0	0	0	0	1	0	0	0	1	3	11
Nov. 17	OMAHA		20	1-3	1-2	0-0	0	2	2	2	0	2	0	0	3	-15
Nov. 22	vs. 13/12 Arkansas		16	2-4	1-2	0-0	0	1	1	1	0	0	0	0	5	0
Nov. 23	vs. 14/15 Illinois		7	1-1	0-0	0-0	0	0	0	0	0	0	0	0	2	11
Nov. 28	NORTH DAKOTA		25	0-2	0-2	0-0	0	1	1	1	3	0	0	0	0	22
Dec. 1	UALBANY		11	1-5	0-4	0-0	0	2	2	0	2	0	0	0	2	4
Dec. 5	@Wichita State		16	3-5	2-2	0-0	0	1	1	2	0	1	0	0	8	10
Dec. 8	MARQUETTE		10	0-3	0-2	0-0	0	2	2	0	0	1	0	0	0	-5
Dec. 12	GREEN BAY		20	1-3	0-2	0-0	0	0	0	4	1	2	0	2	2	9
Dec. 19	@Nebraska		13	1-2	0-1	0-0	0	0	0	1	1	1	0	2	2	7
Dec. 21	McNEESE		10	0-1	0-1	0-0	0	0	0	0	2	2	0	0	0	-10
Dec. 29	NORTH FLORIDA		ccd.													
Jan. 1	@Oklahoma*		6	0-0	0-0	0-0	0	0	0	1	0	1	0	0	0	-8
Jan. 4	14/16 TEXAS*		20	1-4	0-2	0-0	0	0	0	2	1	0	0	0	2	-19
Jan. 8	@West Virginia*		14	0-2	0-1	0-0	1	1	2	1	1	0	0	2	0	2
Jan. 12	TCU*		3	0-0	0-0	0-0	0	0	0	1	0	0	0	0	0	-5
Jan. 15	19/19 TEXAS TECH*		7	1-2	1-1	0-0	0	2	2	0	0	0	0	0	3	-3
Jan. 18	@23/22 Texas*		8	0-0	0-0	0-0	1	0	1	1	0	0	0	0	0	-10
Jan. 22	7/7 KANSAS*															
Jan. 25	@Baylor*															
Jan. 29	@Ole Miss															
Feb. 2	OKLAHOMA STATE*															
Feb. 5	@TCU*															
Feb. 9	BAYLOR*															
Feb. 12	@Iowa State*															
Feb. 14	WEST VIRGINIA*															
Feb. 19	@Oklahoma State*															
Feb. 22	@Kansas*															
Feb. 26	IOWA STATE*															
Feb. 28	@Texas Tech*															
Mar. 5	OKLAHOMA*															

KASUBKE'S CAREER STATS

YEAR	GP	GS	Min	Avg.	FGM	FGA	Pct.	3FGM	3FGA	Pct.	FTM	FTA	Pct.	Off	Def	Tot	Avg.	PF	Ast	TO	Blk	Stl	Pts	Avg.
2020-21 (Fr.)	16	0	255	15.9	10	39	.256	5	27	.185	10	15	.667	5	15	20	1.3	17	13	11	1	6	35	2.2
2021-22 (So.)	17	0	220	12.9	13	40	.325	6	24	.250	0	0	.000	2	12	14	0.8	18	11	10	1	7	32	1.9
Totals	33	0	475	14.4	23	79	.291	11	51	.216	10	15	.667	7	27	34	1.0	35	24	21	2	13	67	2.0

Wildcats

23

F | SO.-TR



JORDAN BROOKS

G | 6-4 | 190 | So.-TR | Grayson, Ky. | Bosco Institute [Ind.] | Iona



@JBrooks2323



_brooks23

SUPERLATIVES

	FR	SO	JR	SR	CAR
10+ Points	—	—	—	—	—
20+ Points	—	—	—	—	—
10+Rebounds	—	—	—	—	—
Double-Doubles	—	—	—	—	—
2+ Blocks	—	—	—	—	—
Led Team in Pts	—	—	—	—	—
Led Team in Rebs	—	—	—	—	—
Led Team in Asst	—	—	—	—	—
Led Team in Stls	—	—	—	—	—

PERSONAL HIGHS

■ Points

Season —

Career —

Big 12 —

■ Field Goals Made

Season —

Career —

Big 12 —

■ Field Goals Attempted

Season —

Career —

Big 12 —

■ 3-Point Field Goals Made

Season —

Career —

Big 12 —

■ 3-Point Field Goals Attempted

Season —

Career —

Big 12 —

■ Free Throws Made

Season —

Career —

Big 12 —

■ Free Throws Attempted

Season —

Career —

Big 12 —

■ Rebounds

Season —

Career —

Big 12 —

■ Assists

Season —

Career —

Big 12 —

■ Blocked Shots

Season —

Career —

Big 12 —

■ Steals

Season —

Career —

Big 12 —

■ Minutes

Season 1, 3 times

Career 3 at Rider (12/19/20)

Big 12 —

SEASON STATS

PPG	RPG	APG	FG%	3FG%	FT%
0.0	0.0	0.0	—	—	—

BROOKS AT A GLANCE

► The first-year walk-on has played in 4 games.

► Missed the games against No. 14/16 Texas (1/4/22) and at West Virginia (1/8/22) due to COVID-19 health and safety protocols.

LAST GAME (vs. Green Bay (12/12/21))

MIN	PTS	REBS	ASTS	BLKS	STLS
1+	0	0	0	0	0

TOP PERFORMANCES

► Has played in 4 games with no stats.

BACKGROUND

► Elected to walk-on in August 2021 after playing one season (2020-21) at Iona College for Hall of Fame head coach **Rick Pitino**.► Father, **Delray**, is a former Indiana Mr. Basketball who played for the Hoosiers (1984-86) for legendary coach **Bob Knight** before finishing his career playing for Pitino at Providence (1986-88), where he helped the Friars to the 1987 Final Four.

2021-22 GAME-BY-GAME STATISTICS

Date	Opponent	GS	MIN	FG	3PT	FT	O	D	TR	PF	AST	TO	BLK	STL	PTS	+/-
Nov. 10	FLORIDA A&M	—	—	—	—	—	—	—	—	—	—	—	—	—	—	—
Nov. 17	OMAHA	0+	0-0	0-0	0-0	0-0	0	0	0	0	0	0	0	0	0	0
Nov. 22	vs. 13/12 Arkansas	—	—	—	—	—	—	—	—	—	—	—	—	—	—	—
Nov. 23	vs. 14/15 Illinois	—	—	—	—	—	—	—	—	—	—	—	—	—	—	—
Nov. 28	NORTH DAKOTA	1+	0-0	0-0	0-0	0-0	0	0	0	1	0	0	0	0	0	2
Dec. 1	UALBANY	1+	0-0	0-0	0-0	0-0	0	0	0	0	0	0	0	0	0	0
Dec. 5	@Wichita State	—	—	—	—	—	—	—	—	—	—	—	—	—	—	—
Dec. 8	MARQUETTE	—	—	—	—	—	—	—	—	—	—	—	—	—	—	—
Dec. 12	GREEN BAY	1+	0-0	0-0	0-0	0-0	0	0	0	0	0	0	0	0	0	-1
Dec. 19	@Nebraska	—	—	—	—	—	—	—	—	—	—	—	—	—	—	—
Dec. 21	McNEESE	—	—	—	—	—	—	—	—	—	—	—	—	—	—	—
Dec. 29	NORTH FLORIDA	ccd.	—	—	—	—	—	—	—	—	—	—	—	—	—	—
Jan. 1	@Oklahoma*	—	—	—	—	—	—	—	—	—	—	—	—	—	—	—
Jan. 4	14/16 TEXAS*	—	—	—	—	—	—	—	—	—	—	—	—	—	—	—
Jan. 8	@West Virginia*	—	—	—	—	—	—	—	—	—	—	—	—	—	—	—
Jan. 12	TCU*	—	—	—	—	—	—	—	—	—	—	—	—	—	—	—
Jan. 15	19/19 TEXAS TECH*	—	—	—	—	—	—	—	—	—	—	—	—	—	—	—
Jan. 18	@23/22 Texas*	—	—	—	—	—	—	—	—	—	—	—	—	—	—	—
Jan. 22	7/7 KANSAS*	—	—	—	—	—	—	—	—	—	—	—	—	—	—	—
Jan. 25	@Baylor*	—	—	—	—	—	—	—	—	—	—	—	—	—	—	—
Jan. 29	@Ole Miss	—	—	—	—	—	—	—	—	—	—	—	—	—	—	—
Feb. 2	OKLAHOMA STATE*	—	—	—	—	—	—	—	—	—	—	—	—	—	—	—
Feb. 5	@TCU*	—	—	—	—	—	—	—	—	—	—	—	—	—	—	—
Feb. 9	BAYLOR*	—	—	—	—	—	—	—	—	—	—	—	—	—	—	—
Feb. 12	@Iowa State*	—	—	—	—	—	—	—	—	—	—	—	—	—	—	—
Feb. 14	WEST VIRGINIA*	—	—	—	—	—	—	—	—	—	—	—	—	—	—	—
Feb. 19	@Oklahoma State*	—	—	—	—	—	—	—	—	—	—	—	—	—	—	—
Feb. 22	@Kansas*	—	—	—	—	—	—	—	—	—	—	—	—	—	—	—
Feb. 26	IOWA STATE*	—	—	—	—	—	—	—	—	—	—	—	—	—	—	—
Feb. 28	@Texas Tech*	—	—	—	—	—	—	—	—	—	—	—	—	—	—	—
Mar. 5	OKLAHOMA*	—	—	—	—	—	—	—	—	—	—	—	—	—	—	—

BROOKS' CAREER STATS

YEAR	GP	GS	Min	Avg.	FGM	FGA	Pct.	3FGM	3FGA	Pct.	FTM	FTA	Pct.	Off	Def	Tot	Avg.	PF	Ast	TO	Blk	Stl	Pts	Avg.
*2020-21 (Fr.)	2	0	4	2.0	0	0	.000	0	0	.000	0	0	.000	0	0	0	0.0	0	0	0	0	0	0	0.0
2021-22 (So.)	4	0	4	1.1	0	0	.000	0	0	.000	0	0	.000	0	0	0	0.0	1	0	0	0	0	0	0.0
Totals	6	0	8	1.4	0	0	.000	0	0	.000	0	0	.000	0	0	0	0.0	1	0	0	0	0	0	0.0

*at Iona

Wildcats

24

G | SO.-1L



NIJEL PACK*

G | 6-0 | 180 | So.-1L | Indianapolis, Ind. | Lawrence Central HS

@NijelPack24

nijelpack_

SUPERLATIVES

	FR	SO	JR	SR	CAR
10+ Points	16	14	—	—	30
20+ Points	3	2	—	—	5
3+ 3FGM	11	8	—	—	19
5+ Assists	12	2	—	—	14
2+ Steals	2	5	—	—	7
Led Team in Pts	11	9	—	—	20
Led Team in Rebs	1	1	—	—	2
Led Team in Asts	12	3	—	—	15
Led Team in Stls	4	4	—	—	8

PERSONAL HIGHS

■ Points

Season	21 vs. Texas (1/4/22)
Career	26 vs. Texas A&M (1/30/21)
Big 12	22 vs. Texas (2/9/21)

■ Field Goals Made

Season	7, 3 times
Career	9 vs. Texas A&M (1/30/21)
Big 12	7, 4 times

■ Field Goals Attempted

Season	18 at West Virginia (1/8/22)
Career	18 at West Virginia (1/8/22)
Big 12	18 at West Virginia (1/8/22)

■ 3-Point Field Goals Made

Season	6 at West Virginia (1/8/22)
Career	8 vs. Texas A&M (1/30/21) <i>most by a freshman</i>
Big 12	6 at West Virginia (1/8/22)

■ 3-Point Field Goals Attempted

Season	15 at West Virginia (1/8/22)
Career	15 at West Virginia (1/8/22)
Big 12	15 at West Virginia (1/8/22)

■ Free Throws Made

Season	6 vs. Texas (1/4/22)
Career	6, twice
Big 12	6 vs. Texas (1/4/22)

■ Free Throws Attempted

Season	6 vs. Texas (1/4/22)
Career	7, twice
Big 12	7 vs. Texas (2/9/21)

■ Rebounds

Season	8 at Nebraska (12/19/21)
Career	8 at Nebraska (12/19/21)
Big 12	7 vs. Texas Tech (2/6/21)

■ Assists

Season	5, twice
Career	9 vs. Oklahoma (2/23/21)
Big 12	9 vs. Oklahoma (2/23/21)

■ Blocked Shots

Season	—
Career	—
Big 12	—

■ Steals

Season	3 at Oklahoma (1/1/22)
Career	3, 3 times
Big 12	3, twice

■ Minutes

Season	38 vs. TCU (1/12/22)
Career	39 at TCU (2/20/21)
Big 12	39 at TCU (2/20/21)

SEASON STATS

PPG	RPG	APG	FG%	3FG%	FT%
15.5	3.7	2.1	43.9	39.4	89.3

PACK AT A GLANCE

► Has seen action in 15 of 17 games played this season, missing the Wichita State (12/5/21) and Marquette (12/8/21) games due to a concussion... Has led the team in scoring in 9 of his 15 games played, including consecutive 20-point games for 1st time vs. 14/16 Texas (1/4/22) and at West Virginia (1/8/22).

► Despite the concussion, he is off to a strong start to 2021-22, leading the team in scoring (15.5 ppg.), double-digit scoring games (14), field goals (82), 3-point field goals (43) and minutes (30.8)... Has scored 15 or more points in 12 games.

► Ranks 2nd in Big 12 in 3-pointers per game (2.87), while he is 3rd in 3-point percentage (39.4) and 6th in scoring (15.5 ppg.) and field goal percentage (43.9)... Also ranks in the top-10 in 5 categories in Big 12-only games, including 3rd in scoring (16.3), 3-pointers per game (3.00) and minutes (35.73) and 7th in 3-point percentage (34.6) and 9th in field goal percentage (38.6).

► Enjoyed one of the best freshmen seasons in school history, ranking first or second in most offensive categories, including becoming the first rookie to lead the team in scoring (12.7 ppg.) since **Marcus Foster** in 2013-14... One of 3 freshmen (**Michael Beasley**, **Marcus Foster**) to lead the team in scoring.

► One of just 3 true freshmen to rank in the Big 12's Top 20 in scoring in 2020-21.

► Was part of the true freshman trio, along with **Davion Bradford** and **Selton Miguel**, that combined to log 71 starts in 2020-21, which ranked second nationally behind Kentucky (72) for most combined true freshmen starts.

2021-22 GAME-BY-GAME STATISTICS

Date	Opponent	GS	MIN	FG	3PT	FT	O	D	TR	PF	AST	TO	BLK	STL	PTS	+/-
Nov. 10	FLORIDA A&M	*	31	6-11	4-7	2-2	2	1	3	1	3	1	0	2	18	9
Nov. 17	OMAHA	*	20	5-8	3-4	2-2	0	0	0	0	5	1	0	1	15	34
Nov. 22	vs. 13/12 Arkansas	*	28	5-12	1-6	3-3	1	1	2	3	2	5	0	2	14	-3
Nov. 23	vs. 14/15 Illinois	*	30	6-14	1-4	2-2	0	4	4	2	0	0	0	2	15	-8
Nov. 28	NORTH DAKOTA	*	25	6-10	4-8	0-0	0	3	3	3	2	3	0	0	16	27
Dec. 1	UALBANY	*	32	6-11	5-8	0-0	1	4	5	1	3	1	0	1	17	26
Dec. 5	@Wichita State	—	—	—	—	—	—	—	—	—	—	—	—	—	—	—
Dec. 8	MARQUETTE	—	—	—	—	—	—	—	—	—	—	—	—	—	—	—
Dec. 12	GREEN BAY	—	15	2-5	1-3	1-2	1	0	1	0	1	0	0	1	6	14
Dec. 19	@Nebraska	*	34	5-13	2-9	3-4	1	7	8	1	5	2	0	2	15	13
Dec. 21	McNEESE	*	32	7-15	4-8	0-0	0	5	5	1	1	0	0	0	18	21
Dec. 29	NORTH FLORIDA	ccd.	—	—	—	—	—	—	—	—	—	—	—	—	—	—
Jan. 1	@Oklahoma*	*	36	5-15	3-9	4-4	0	2	2	2	2	3	0	3	17	-1
Jan. 4	14/16 TEXAS*	*	37	6-12	3-7	6-6	2	3	5	2	3	0	0	0	21	-10
Jan. 8	@West Virginia*	*	33	7-18	6-15	0-0	1	4	5	2	0	0	0	1	20	0
Jan. 12	TCU*	*	38	4-14	2-7	0-0	0	4	4	3	2	2	0	0	10	0
Jan. 15	19/19 TEXAS TECH*	*	35	5-14	2-9	2-2	2	5	7	2	1	1	0	0	14	4
Jan. 18	@23/22 Texas*	*	35	7-15	2-5	0-1	0	1	1	1	2	1	0	0	16	3
Jan. 22	7/7 KANSAS*	—	—	—	—	—	—	—	—	—	—	—	—	—	—	—
Jan. 25	@Baylor*	—	—	—	—	—	—	—	—	—	—	—	—	—	—	—
Jan. 29	@Ole Miss	—	—	—	—	—	—	—	—	—	—	—	—	—	—	—
Feb. 2	OKLAHOMA STATE*	—	—	—	—	—	—	—	—	—	—	—	—	—	—	—
Feb. 5	@TCU*	—	—	—	—	—	—	—	—	—	—	—	—	—	—	—
Feb. 9	BAYLOR*	—	—	—	—	—	—	—	—	—	—	—	—	—	—	—
Feb. 12	@Iowa State*	—	—	—	—	—	—	—	—	—	—	—	—	—	—	—
Feb. 14	WEST VIRGINIA*	—	—	—	—	—	—	—	—	—	—	—	—	—	—	—
Feb. 19	@Oklahoma State*	—	—	—	—	—	—	—	—	—	—	—	—	—	—	—
Feb. 22	@Kansas*	—	—	—	—	—	—	—	—	—	—	—	—	—	—	—
Feb. 26	IOWA STATE*	—	—	—	—	—	—	—	—	—	—	—	—	—	—	—
Feb. 28	@Texas Tech*	—	—	—	—	—	—	—	—	—	—	—	—	—	—	—
Mar. 5	OKLAHOMA*	—	—	—	—	—	—	—	—	—	—	—	—	—	—	—

LAST GAME (at Texas (1/18/22))

MIN	PTS	REBS	ASTS	BLKS	STLS
35	16	1	2	0	0

TOP PERFORMANCES

► Has led the team in scoring in 9 of 15 games played, including 18 vs. Florida A&M (11/10/21), 15 vs. Omaha (11/17/21), 14 vs. Arkansas (11/22/21), 17 vs. UAlbany (12/1/21), 15 at Nebraska (12/19/21), 18 vs. McNeese (12/21/21), 21 vs. Texas (1/4/22), 20 at West Virginia (1/8/22) and 14 vs. Texas Tech (1/15/22).

► Scored a career-high 26 points vs. Texas A&M (1/30/21) on 9-of-16 field goals, including 8 3-point field goals... The 8 triples are the most-ever by a freshman.

► Tallied his first 20-point game in Big 12 play with a team-high 22 points vs. No. 13/11 Texas (2/9/21) on 7-of-14 field goals, including 3 triples.

► Had a stellar 2-game Big 12 Championship performance, scoring 23 points vs. TCU (3/10/21) on 6-of-8 shooting, including 5 treys, before adding 18 points vs. No. 2/2 Baylor (3/11/21) with another 6 triples.

BACKGROUND

► A consensus Top 150 recruit out of Lawrence Central High in Indianapolis, where he led the Bears to 70-26 record in his prep career, including a 44-7 mark his junior (2018-19) and senior (2019-20) seasons.

► Scored more than 1,000 points in his prep career on 50.7 percent shooting, with 820 those coming his junior and senior seasons.

PACK'S CAREER STATS

YEAR	GP	GS	Min	Avg.	FGM	FGA	Pct.	3FGM	3FGA	Pct.	FTM	FTA	Pct.	Off	Def	Tot	Avg.	PF	Ast	TO	Blk	Stl	Pts	Avg.
2020-21 (Fr.)	24	24	806	33.6	109	261	.418	60	148	.405	27	34	.794	14	74	88	3.7	49	91	49	0	28	305	12.7
2021-22 (So.)	15	14	461	30.8	82	187	.439	43	109	.394	25	28	.893	11	44	55	3.7	24	32	20	0	15	232	15.5
Totals	39	38	1267	32.5	191	448	.426	103	257	.401	52	62	.839	25	118	143	3.7	73	123	69	0	43	537	13.8

25

F | SO.-1L



ISMAEL [ISH] MASSOUD

F | 6-9 | 210 | So.-1L | East Harlem, N.Y. | The MacDuffie School | Wake Forest

@IsmaelMassoud

ishhhy_masss

SUPERLATIVES

	FR	SO ₁	SO ₂	JR	SR	CAR
10+ Points	4	7	7	—	—	18
20+ Points	—	1	—	—	—	1
2+ 3FGM	10	10	6	—	—	26
Double-Doubles	—	—	—	—	—	—
5+ Rebounds	2	7	5	—	—	14
3+ Assists	—	1	1	—	—	2
Multiple Steals	2	2	4	—	—	8
2+ Blocks	1	—	1	—	—	2
30+ Minutes	—	4	8	—	—	12

PERSONAL HIGHS

■ Points

Season 17 vs. Green Bay (12/12/21)

Career 31 vs. Pittsburgh (1/23/21)

Big 12 13, twice

■ Field Goals Made

Season 6 vs. Marquette (12/8/21)

Career 10 vs. Pittsburgh (1/23/21)

Big 12 5, twice

■ Field Goals Attempted

Season 14 vs. Marquette (12/8/21)

Career 14 vs. Pittsburgh (1/23/21)

Big 12 13 at West Virginia (1/8/22)

■ 3-Point Field Goals Made

Season 4 vs. Green Bay (12/12/21)

Career 8 vs. Pittsburgh (1/23/21)

Big 12 3, twice

■ 3-Point Field Goals Attempted

Season 7 at Oklahoma (1/1/22)

Career 10 vs. Pittsburgh (1/23/21)

Big 12 7, twice

■ Free Throws Made

Season 5 at Nebraska (12/19/21)

Career 5, 3 times

Big 12 —

■ Free Throws Attempted

Season 5 at Nebraska (12/19/21)

Career 7 at Duke (1/9/21)

Big 12 —

■ Rebounds

Season 7 vs. North Dakota (11/28/21)

Career 8 at Duke (1/9/21)

Big 12 5 at West Virginia (1/8/22)

■ Assists

Season 3 vs. North Dakota (11/28/21)

Career 3 at Pittsburgh (3/2/21)

Big 12 1 at West Virginia (1/8/22)

■ Blocked Shots

Season 2 vs. Omaha (11/17/21)

Career 2, twice

Big 12 1 at West Virginia (1/8/22)

■ Steals

Season 2, 4 times

Career 2, 6 times

Big 12 2 at Oklahoma (1/1/22)

■ Minutes

Season 35 vs. Texas (1/4/22)

Career 35 vs. Texas (1/4/22)

Big 12 35 vs. Texas (1/4/22)

SEASON STATS

PPG	RPG	APG	FG%	3FG%	FT%
7.7	3.5	0.4	37.3	35.4	100

MASSOUD AT A GLANCE

► The transfer started the first 14 games before recently coming off the bench in the last 3 games... Ranks 2nd in 3-pointers (23), 4th in minutes (26.6), 5th in scoring (7.7 ppg.) and 6th in rebounding (3.5 rpg.).

► Has double-digit scoring games in 5 of the last 10 games, including 3 in a row vs. Marquette (12/8/21), Green Bay (12/12/21) and Nebraska (12/19/21).

► Scored a season-high 17 points vs. Green Bay (12/12/21) on 5-of-5 field goals, including 4-of-4 from 3-point range, and 3-of-3 free throws... He is the 18th Wildcat to go perfect from the field on 5 or more field goals in school history and the 2nd this season (**Mike McGuirl** vs. North Dakota (11/28/21)).

► Now has 18 career double-digit scoring games, including a career-best 31-point performance vs. Pittsburgh (1/23/21) on 10-of-14 field goals with 8 triples.

► Transferred to K-State in April after 2 seasons (2019-21) at Wake Forest, seeing action in all 53 games as a Demon Deacon with 8 starts.

► Has made 92 3-pointers in his career on 36.3 percent shooting... Has posted 2 or more triples in 26 of 69 career games in college.

LAST GAME (at Texas (1/18/22))

MIN	PTS	REBS	ASTS	BLKS	STLS
15	4	2	0	0	0

TOP PERFORMANCES

► Scored in double figures in 3 consecutive games for the first time as a Wildcat, pouring in a season-high 17 points in the win over Green Bay (12/12/21) on perfect shooting (5-of-5, 4-of-4 on 3-pointers, 3-of-3 on free throws).

► Broke out of a scoring slump with a big game vs. Marquette (12/8/21), scoring a then season-high 16 points on 6-of-14 field goals, including 2-of-6 from 3-point range, with 6 rebounds, an assist and steal in a season-high 33 minutes.

► Has career-best in points came in an epic game against Pittsburgh (1/23/21), scoring 31 points on 10-of-14 field goals, including 8-of-10 from 3-point range, in 34 minutes... One of 7 Wake Forest players to hit 8 triples in a game.

BACKGROUND

► The consensus Top 150 prospect picked Wake Forest out of high school over Harvard, Georgia Tech, Auburn and Rutgers.

► Played for the PSA Cardinals on the Nike EYBL circuit, where he played alongside Orlando Magic guard **Cole Anthony**, Connecticut's **James Bouknight** and Wichita State's **Tyson Etienne**.

► Mother, **Alicia Rodriguez-Barrera**, played basketball at Houston and was a starter as a junior (1996-97) and senior (1997-98)... Brother, **Sofian**, spent 2 years as a quarterback at Houston before recently transferring to Hampton.

2021-22 GAME-BY-GAME STATISTICS

Date	Opponent	GS	MIN	FG	3PT	FT	O	D	TR	PF	AST	TO	BLK	STL	PTS	+/-
Nov. 10	FLORIDA A&M	*	26	2-5	1-3	0-0	0	3	3	3	0	1	0	0	5	5
Nov. 17	OMAHA	*	31	5-10	3-6	2-2	0	6	6	2	0	1	2	0	15	31
Nov. 22	vs. 13/12 Arkansas	*	31	0-8	0-5	0-0	0	3	3	3	0	1	1	0	0	-4
Nov. 23	vs. 14/15 Illinois	*	32	4-10	3-5	2-2	0	2	2	1	0	0	0	2	13	-17
Nov. 28	NORTH DAKOTA	*	28	1-5	0-1	0-0	0	7	7	2	3	1	0	2	2	31
Dec. 1	UALBANY	*	24	1-3	0-2	0-0	0	4	4	1	0	1	0	0	2	24
Dec. 5	@Wichita State	*	23	1-7	0-4	0-0	1	4	5	2	0	1	0	2	2	1
Dec. 8	MARQUETTE	*	33	6-14	2-6	2-2	0	6	6	2	1	0	0	1	16	6
Dec. 12	GREEN BAY	*	31	5-5	4-4	3-3	0	4	4	0	2	0	0	1	17	14
Dec. 19	@Nebraska	*	20	2-4	1-3	5-5	0	4	4	4	0	2	0	1	10	5
Dec. 21	McNEESE	*	21	1-5	1-3	0-0	3	1	4	0	0	1	0	0	3	18
Dec. 29	NORTH FLORIDA	ccd.														
Jan. 1	@Oklahoma*	*	34	5-11	3-7	0-0	0	2	2	1	0	0	0	2	13	-1
Jan. 4	14/16 TEXAS*	*	35	2-9	1-4	4-4	0	0	0	1	0	1	0	0	9	-16
Jan. 8	@West Virginia*	*	33	5-13	3-7	0-0	1	4	5	3	1	2	1	0	13	-3
Jan. 12	TCU*		18	1-2	0-1	0-0	0	1	1	2	0	0	0	1	2	9
Jan. 15	19/19 TEXAS TECH*		21	2-5	1-3	0-0	0	1	1	2	0	0	0	1	5	2
Jan. 18	@23/22 Texas*		15	1-2	0-1	2-2	0	2	2	3	0	0	0	0	4	-5
Jan. 22	7/7 KANSAS*															
Jan. 25	@Baylor*															
Jan. 29	@Ole Miss															
Feb. 2	OKLAHOMA STATE*															
Feb. 5	@TCU*															
Feb. 9	BAYLOR*															
Feb. 12	@Iowa State*															
Feb. 14	WEST VIRGINIA*															
Feb. 19	@Oklahoma State*															
Feb. 22	@Kansas*															
Feb. 26	IOWA STATE*															
Feb. 28	@Texas Tech*															
Mar. 5	OKLAHOMA*															

MASSOUD'S CAREER STATS

YEAR	GP	GS	Min	Avg.	FGM	FGA	Pct.	3FGM	3FGA	Pct.	FTM	FTA	Pct.	Off	Def	Tot	Avg.	PF	Ast	TO	Blk	Stl	Pts	Avg.
*2019-20 (Fr.)	31	0	376	12.1	47	122	.385	33	83	.398	22	29	.759	6	57	63	2.0	31	9	23	12	10	149	4.8
*2020-21 (So.)	22	8	478	21.7	58	170	.341	36	107	.336	30	41	.732	16	59	75	3.4	41	11	32	1	8	182	8.3
2021-22 (So.)	17	14	453	26.6	44	118	.373	23	65	.354	20	20	1.000	5	54	59	3.5	32	7	12	4	12	131	7.7
Totals	70	22	1307	18.7	149	410	.363	92	255	.361	72	90	.800	27	170	197	2.8	104	27	67	17	30	462	6.6

*at Wake Forest

Wildcats

33

F | FR.-HS



LOGAN LANDERS

F | 6-9 | 215 | Fr.-HS | Cedarburg, Wis. | Cedarburg HS

[@LoganLanders12](#) [loganlanders21](#)

SUPERLATIVES

	FR	SO	JR	SR	CAR
10+ Points	—	—	—	—	—
20+ Points	—	—	—	—	—
10+Rebounds	—	—	—	—	—
Double-Doubles	—	—	—	—	—
2+ Blocks	—	—	—	—	—
Led Team in Pts	—	—	—	—	—
Led Team in Rebs	—	—	—	—	—
Led Team in Asts	—	—	—	—	—
Led Team in Stls	—	—	—	—	—

PERSONAL HIGHS

■ Points

Season 5 vs. North Dakota (11/28/21)

Career 5 vs. North Dakota (11/28/21)

Big 12 —

■ Field Goals Made

Season 2, twice

Career 2, twice

Big 12 —

■ Field Goals Attempted

Season 4 vs. North Dakota (11/28/21)

Career 4 vs. North Dakota (11/28/21)

Big 12 1 at Oklahoma (1/1/22)

■ 3-Point Field Goals Made

Season —

Career —

Big 12 —

■ 3-Point Field Goals Attempted

Season 1 vs. Illinois (11/23/21)

Career 1 vs. Illinois (11/23/21)

Big 12 —

■ Free Throws Made

Season 3 vs. Arkansas (11/22/21)

Career 3 vs. Arkansas (11/22/21)

Big 12 —

■ Free Throws Attempted

Season 4 vs. Arkansas (11/22/21)

Career 4 vs. Arkansas (11/22/21)

Big 12 —

■ Rebounds

Season 3, 3 times

Career 3, 3 times

Big 12 1 at Oklahoma (1/1/22)

■ Assists

Season 1 vs. North Dakota (11/28/21)

Career 1 vs. North Dakota (11/28/21)

Big 12 —

■ Blocked Shots

Season —

Career —

Big 12 —

■ Steals

Season 1 vs. North Dakota (11/28/21)

Career 1 vs. North Dakota (11/28/21)

Big 12 —

■ Minutes

Season 16 vs. North Dakota (11/28/21)

Career 16 vs. North Dakota (11/28/21)

Big 12 3 at Oklahoma (1/1/22)

SEASON STATS

PPG	RPG	APG	FG%	3FG%	FT%
1.1	1.1	0.1	40.0	0.0	66.7

LANDERS AT A GLANCE

► Has seen action in 11 of 15 games this season, averaging 6.9 minutes per game, including playing 10 minutes vs. No. 14/15 Illinois (11/23/21) and All-American **Kofi Cockburn** and a season-best 16 vs. North Dakota (11/28/21).

► Missed the Texas (1/4/22) and West Virginia (1/8/22) games due to COVID-19 health and safety protocols.

► Scored his first career points vs. No. 13/12 Arkansas (11/22/21) with a 3-of-4 effort from the free throw line in 5 minutes, while he connected on his first field goal with a season-high 5 points vs. North Dakota (11/28/21).

► Transferred to Cedarburg High School in his hometown for the 2020-21 season after 3 standout seasons at Brookfield Academy... Led Cedarburg to a 20-5 record and an honorable mention All-State pick by the AP and the coaches.

► Scored 1,547 points (15.9 ppg.) in his prep career on 49.5 percent shooting to go with 859 rebounds (8.9 rpg.) and 249 assists (2.6 apg.) in 97 games at Brookfield Academy (2017-20) and Cedarburg High School (2020-21).

► Totaled 914 (19.0 ppg.) of his 1,547 career points and 398 (8.3 rpg.) of his 859 rebounds and 163 (3.4 apg.) of his 249 assists his junior and senior seasons.

LAST GAME (at Oklahoma (1/1/22))

MIN	PTS	REBS	ASTS	BLKS	STLS
3	0	1	0	0	0

TOP PERFORMANCES

► Played his most significant minutes vs. North Dakota (11/28/21), scoring a season-high 5 points on 2-of-4 field goals and 1-of-2 free throws to go with 3 rebounds, 1 assist and 1 steal in 16 minutes.

► Scored 4 points and grabbed 3 rebounds vs. Green Bay (12/12/21).

► Scored his first career points vs. No. 13/12 Arkansas (11/22/21) with a 3-of-4 effort from the free throw line in 10 minutes.

BACKGROUND

► Considered one of the top players in the state of Wisconsin, ranking among the top centers (No. 39) by *247Sports*.

► Played for Phenom Team Herro EYBL, which included the nation's top recruit **Patrick Baldwin, Jr.**, and current Iowa State freshman **Tyrese Hunter**.

► Grew 9 inches in middle school and stood 6-foot-5 in the eighth grade.

2021-22 GAME-BY-GAME STATISTICS

Date	Opponent	GS	MIN	FG	3PT	FT	O	D	TR	PF	AST	TO	BLK	STL	PTS	+/-
Nov. 10	FLORIDA A&M	2	0-0	0-0	0-0	0 0 0	0	0	0	0	0	0	0	0	0	-5
Nov. 17	OMAHA	10	0-1	0-0	0-0	1 0 1	1	0	0	0	0	0	0	0	0	-9
Nov. 22	vs. 13/12 Arkansas	5	0-0	0-0	3-4	0 1 1	1	0	0	0	0	0	0	0	3	-4
Nov. 23	vs. 14/15 Illinois	10	0-1	0-1	0-0	0 0 0	1	0	0	0	0	0	0	0	0	-12
Nov. 28	NORTH DAKOTA	16	2-4	0-0	1-2	1 2 3	2	1	1	0	0	1	5	14		
Dec. 1	UALBANY	8	0-1	0-0	0-0	2 1 3	2	0	0	0	0	0	0	0	0	3
Dec. 5	@Wichita State	3	0-0	0-0	0-0	1 0 1	1	0	0	0	0	0	0	0	0	2
Dec. 8	MARQUETTE	—	—	—	—	—	—	—	—	—	—	—	—	—	—	—
Dec. 12	GREEN BAY	15	2-2	0-0	0-0	0 3 3	2	0	1	0	0	0	4	7		
Dec. 19	@Nebraska	2	0-0	0-0	0-0	0 0 0	0	0	0	0	0	0	0	0	0	-3
Dec. 21	McNEESE	1+	0-0	0-0	0-0	0 0 0	0	0	0	0	0	0	0	0	0	-4
Dec. 29	NORTH FLORIDA	ccd.														
Jan. 1	@Oklahoma*	3	0-1	0-0	0-0	1 0 1	0	0	0	0	0	0	0	0	0	-1
Jan. 4	14/16 TEXAS*	—	—	—	—	—	—	—	—	—	—	—	—	—	—	—
Jan. 8	@West Virginia*	—	—	—	—	—	—	—	—	—	—	—	—	—	—	—
Jan. 12	TCU*	—	—	—	—	—	—	—	—	—	—	—	—	—	—	—
Jan. 15	19/19 TEXAS TECH*	—	—	—	—	—	—	—	—	—	—	—	—	—	—	—
Jan. 18	@23/22 Texas*	—	—	—	—	—	—	—	—	—	—	—	—	—	—	—
Jan. 22	7/7 KANSAS*															
Jan. 25	@Baylor*															
Jan. 29	@Ole Miss															
Feb. 2	OKLAHOMA STATE*															
Feb. 5	@TCU*															
Feb. 9	BAYLOR*															
Feb. 12	@Iowa State*															
Feb. 14	WEST VIRGINIA*															
Feb. 19	@Oklahoma State*															
Feb. 22	@Kansas*															
Feb. 26	IOWA STATE*															
Feb. 28	@Texas Tech*															
Mar. 5	OKLAHOMA*															

LANDERS' CAREER STATS

YEAR	GP	GS	Min	Avg.	FGM	FGA	Pct.	3FGM	3FGA	Pct.	FTM	FTA	Pct.	Off	Def	Tot	Avg.	PF	Ast	TO	Blk	Stl	Pts	Avg.
2021-22 (Fr.)	11	0	75	6.9	4	10	.400	0	1	.000	4	6	.667	6	7	13	1.2	10	1	2	0	1	12	1.1
Totals	11	0	75	6.9	4	10	.400	0	1	.000	4	6	.667	6	7	13	1.2	10	1	2	0	1	12	1.1

Wildcats



K-STATE BROADCAST NOTES

**2021-22
Record/Conf:**
10-7/2-4 Big 12

**National
Rankings:**
— / AP
— / Coaches

Last Game:
Defeated
23/22 Texas,
66-65
Jan. 18, 2022

Next Game:
Jan. 22, 2022
vs. 7/7 Kansas

Head Coach:
Bruce Weber
(Wisc.-Milwaukee '78)
KS: 180-137 / 10th
CAR: 493-292 / 24th

Assistants
Chris Lowery
Jeremaine Henderson
Shane Southwell

**2021-22
Schedule**
Pitt State, W 78-59
Florida A&M, W 67-57
Omaha, W 79-64
vs. Arkansas, L 64-72
vs. Illinois, L 64-72
North Dakota, W 84-42
UAlbany, W 71-43
@Wichita State, W 65-59
Marquette, L 63-64
Green Bay, W 82-64
@Nebraska, W 67-58
McNeese, W 74-59
North Florida, ctd.
@Oklahoma, L 69-71
Texas*, L 57-70
@West Virginia*, L 68-71
TCU*, L 57-60
Texas Tech*, W 62-51
@Texas*, W 66-65
Kansas*

@Baylor*
@Ole Miss
Oklahoma State*
@TCU*
Baylor*
@Iowa State*
West Virginia*
@Oklahoma State*
@Kansas*
Iowa State*
@Texas Tech*
Oklahoma*

NOTE:
K-State has elected to advance players' classification even though the 2020-21 season did not affect eligibility. Those that wish to take advantage of the extra year will be listed as a senior again after their original eligibility would have been exhausted.



00

MIKE MCGUIRL**** muh-GIRL Sr. // Guard									
6-3	200	Ellington, Conn. (East Catholic)							
GP/GS	PPG	RPG	APG	SPG	FG%	3FG%	FT%		
Season	14/5	6.9	3.1	1.9	1.1	40.0	32.5	78.9	
Big 12	4/0	8.0	3.3	0.5	0.8	60.0	66.7	100.0	
Career	118/56	6.8	2.5	2.0	0.9	37.6	32.4	71.7	



1

MARKQUIS NOWELL mar-KEESE Jr. // Guard									
5-8	160	Harlem, N.Y. (St. Patrick/Little Rock)							
GP/GS	PPG	RPG	APG	SPG	FG%	3FG%	FT%		
Season	15/9	12.0	3.7	5.3	2.5	40.4	30.6	87.8	
Big 12	4/4	9.8	2.8	6.5	3.5	36.8	31.6	83.3	
Career	83/61	13.9	3.3	5.0	2.0	39.5	35.7	86.1	



2

MAXIMUS EDWARDS Fr. // Guard									
6-5	220	Stratford, Conn. (Our Saviour Lutheran School [N.Y.])							
GP/GS	PPG	RPG	APG	SPG	FG%	3FG%	FT%		
Season	—	—	—	—	—	—	—	—	—
Big 12	—	—	—	—	—	—	—	—	—
Career	—	—	—	—	—	—	—	—	—



3

SELTON MIGUEL* SELL-ton So. // Guard									
6-4	210	Luanda, Angola (West Oaks Academy [Fla.])							
GP/GS	PPG	RPG	APG	SPG	FG%	3FG%	FT%		
Season	16/10	8.1	5.0	1.8	0.5	39.2	26.9	68.6	
Big 12	6/6	6.8	5.0	1.5	0.3	33.3	0.0	58.3	
Career	45/32	7.5	3.8	2.1	0.8	35.3	23.5	68.6	



4

SERYEE LEWIS* pronounced like Siri So. // Forward									
6-9	230	Chicago, Ill. (Compass Prep [Ariz.])							
GP/GS	PPG	RPG	APG	SPG	BPG	FG%	FT%		
Season	—	—	—	—	—	—	—	—	—
Big 12	—	—	—	—	—	—	—	—	—
Career	18/0	2.0	1.1	0.0	0.2	0.0	62.5	42.9	



12

CARLTON LINGUARD, JR.* Jr. // Forward									
7-0	220	San Antonio, Texas (Stevens/Temple College [Texas])							
GP/GS	PPG	RPG	APG	SPG	BPG	FG%	FT%		
Season	5/1	1.2	2.2	0.0	0.0	0.8	28.6	33.3	
Big 12	3/1	1.3	3.7	0.0	0.0	1.3	25.0	33.3	
Career	22/1	2.0	1.5	0.1	0.1	0.3	42.9	40.0	



13

MARK SMITH Sr. // Guard									
6-4	225	Edwardsville, Ill. (Edwardsville/Illinois/Missouri)							
GP/GS	PPG	RPG	APG	SPG	FG%	3FG%	FT%		
Season	17/17	11.3	8.3	1.9	1.3	47.3	40.0	61.8	
Big 12	6/6	14.8	9.0	2.5	1.5	51.6	43.5	65.2	
Career	117/97	9.2	3.9	1.3	0.9	39.8	35.7	73.5	



14

DREW HONAS* HO-nus Sr. // Guard									
6-2	175	Medicine Lodge, Kan. (Medicine Lodge/Pratt CC [Kan.])							
GP/GS	PPG	RPG	APG	SPG	FG%	3FG%	FT%		
Season	4/0	0.0	0.3	0.0	0.0	—	—	—	—
Big 12	—	—	—	—	—	—	—	—	—
Career	13/0	0.2	0.2	0.0	0.0	16.7	—	—	—



15

TREY HARRIS So. // Guard									
5-11	165	Bloomington, Ill. (Bloomington/Indian Hills CC [Iowa])							
GP/GS	PPG	RPG	APG	SPG	FG%	3FG%	FT%		
Season	1/0	0.0	1.0	0.0	0.0	—	—	—	—
Big 12	—	—	—	—	—	—	—	—	—
Career	1/0	0.0	1.0	0.0	0.0	—	—	—	—



20

KAOSI EZEAGU* K-C Easy-A-GOO Jr. // Forward									
6-10	255	Brampton, Ontario (GTA Prep/UTEP)							
GP/GS	PPG	RPG	APG	SPG	BPG	FG%	FT%		
Season	15/12	5.6	3.8	0.3	0.3	0.4	71.4	61.5	
Big 12	4/1	2.0	1.5	0.0	0.0	0.3	40.0	66.7	
Career	63/26	4.4	3.4	0.2	0.3	0.7	60.1	51.1	



21

DAVION BRADFORD* DAVE-eh-on So. // Forward									
7-0	270	St. Louis, Mo. (Mehlville)							
GP/GS	PPG	RPG	APG	SPG	BPG	FG%	FT%		
Season	15/3	4.3	2.7	0.1	0.1	0.5	50.0	50.0	
Big 12	5/3	3.4	2.2	0.0	0.0	0.6	37.5	41.7	
Career	44/28	6.5	3.8	0.2	0.2	0.4	58.8	56.8	



22

LUKE KASUBKE* KAH-soup-KEY So. // Guard									
6-5	190	St. Louis, Mo. (Chaminade)							
GP/GS	PPG	RPG	APG	SPG	FG%	3FG%	FT%		
Season	17/0	1.9	0.8	0.6	0.4	32.5	25.0	—	—
Big 12	6/0	0.8	0.8	0.3	0.3	25.0	25.0	—	—
Career	33/0	2.0	1.0	0.7	0.4	29.1	21.6	66.7	



23

JORDAN BROOKS So. // Forward									
6-4	190	Grayson, Ky. (East Carter/Bosco Institute [Ind./Iona])							
GP/GS	PPG	RPG	APG	SPG	BPG	FG%	FT%		
Season	4/0	0.0	0.0	0.0	0.0	0.0	—	—	—
Big 12	—	—	—	—	—	—	—	—	—
Career	6/0	0.0	0.0	0.0	0.0	0.0	—	—	—



24

NIJEL PACK* pronounced like Nigel So. // Guard									
6-0	180	Indianapolis, Ind. (Lawrence Central)							
GP/GS	PPG	RPG	APG	SPG	FG%	3FG%	FT%		
Season	15/14	15.5	3.7	2.1	1.0	43.9	39.4	89.3	
Big 12	6/6	16.3	4.0	1.7	0.7	38.6	34.6	92.3	
Career	39/38	13.8	3.7	3.2	1.1	42.6	40.1	83.9	



25

ISH MASSOUD mah-SUED So. // Forward									
6-9	210	East Harlem, N.Y. (The MacDuffie School/Wake Forest)							
GP/GS	PPG	RPG	APG	SPG	FG%	3FG%	FT%		
Season	17/14	7.7	3.5	0.4	0.7	37.3	35.4	100.0	
Big 12	6/3	7.7	1.8	0.2	0.7	38.1	34.8	100.0	
Career	70/22	6.6	2.8	0.4	0.4	36.3	36.1	80.0	



33

LOGAN LANDERS Fr. // Forward									
6-9	215	Cedarburg, Wis. (Cedarburg)							
GP/GS	PPG	RPG	APG	SPG	BPG	FG%	FT%		
Season	11/0	1.1	1.2	0.1	0.1	0.0	40.0	66.7	
Big 12	1/0	0.0	1.0	0.0	0.0	0.0	0.0	—	—
Career	11/0	1.1	1.2	0.1	0.1	0.0	40.0	66.7	

LAST: 13 points (4-6 FG, 3-4 3FG, 2-2 FT), 3 rebs in 26 mins at Texas (1/18/22)
► Has consecutive double-digit scoring games in the last 2 games, including 13 at Texas (1/18/22).
► Scored a season-high 15 points vs. North Dakota (11/28/21), going a perfect 6-of-6 from field.
► Earned All-Big 12 Honorable Mention honors in 2020-21.
► Lone Wildcat remaining from the 2018 Elite Eight and 2018-19 Big 12 Championship teams.

LAST: 4 points (1-7 FG, 0-2 3FG, 2-2 FT), 1 reb, 3 asts, 1 stl in 24 mins at Texas (1/18/22)
► Has started his last 9 games played, averaging 12.2 ppg., 4.2 rpg., 6.9 apg., 2.7 spg.
► 1st Wildcat to register 3 points/assists double-doubles in a career (vs. Marquette, McNeese, W.Va.).
► Nearly tallied the school's 1st triple-double (11 pts, 11 asts, 8 rebs) vs. Marquette (12/8/21).
► Now has 58 career double-digit scoring games, including 18 games of 20 or more points.

LAST: n/a
► Expected to miss extended time due to an injury suffered in practice.
► Played 2 seasons at Our Saviour Lutheran School in the Bronx, helping them win 50 games.
► Averaged a team-best 19.9 ppg., 6.1 rpg., 2.9 apg., 1.7 spg. at OSL in 2020-21.
► All-time leading scorer at Bunnell High School with more than 1,600 career points.

LAST: 5 points (2-9 FG, 0-1 3FG, 1-2 FT), 5 rebs, 1 ast, 1 stl in 32 mins at Texas (1/18/22)
► Has started 10 of 16 games played, including the last 6, posting 6 double-digit scoring games.
► Tied his career-high for 3rd time with 17 points vs. McNeese (12/21/21) on 6/9 FGs, 2/3 3FGs.
► Collected his first career double-double (12 pts, 10 rebs) vs