



K-STATE MEN'S BASKETBALL

// 2021-22 GAME NOTES

31 NCAA TOURNAMENT APPEARANCES ■ 4 FINAL FOUR [1948, 1951, 1958, 1964] ■ 21 CONFERENCE TITLES

THE MATCHUP // GAME 7

—/— **K-STATE WILDCATS**
[4-2, 0-0 Big 12]



Head Coach: Bruce Weber [Wisconsin-Milwaukee '78]
Record at K-State: 174-132/10th Year
Career Record: 487-287/24th Year
vs. Wichita State: 10-1 [0-0 at K-State]

at

—/— **WICHITA STATE SHOCKERS**
[6-1, 0-0 AAC]



Head Coach: Isaac Brown [Louisiana-Monroe '95]
Record at Wichita State: 22-7/2nd Year
Career Record: 22-7/2nd Year
vs. K-State: 0-0 [0-0 at Wichita State]

Sunday, Dec. 5, 2021 ■ 5:05 p.m. (CT) ■ Wichita, Kan. ■ INTRUST Bank Arena [15,004] ■ ESPNU

K-STATE RENEWS RIVALRY WITH WICHITA STATE SUNDAY

► Kansas State (4-2) faces yet another challenging stretch to its season on Sunday afternoon, as the Wildcats travel to Wichita, Kan., to take on in-state rival Wichita State (6-1) at INTRUST Bank Arena. It will mark the first meeting between the schools since 2003. The game will air nationally on ESPNU at 5 p.m., CT.

► Sunday's contest will be the first in a 4-game series inked between the schools in July 2020. Following the matchup at INTRUST Bank Arena, the Wildcats will host the Shockers at Bramlage Coliseum on Dec. 3, 2022, followed by a meeting at Kansas City's T-Mobile Center on Dec. 22, 2023 before wrapping up at WSU's Koch Arena on Dec. 7, 2024.

► This will be the first meeting since the schools split a four-game, home-and-home series between 2000 and 2003 with the Wildcats winning the last two games, 79-66 in Wichita on Dec. 7, 2002 and 54-50 at home on Dec. 10, 2003.

SERIES HISTORY

Overall	K-State leads 20-11
Current Streak	K-State, 2
In Wichita	Wichita State leads 9-6
At INTRUST Bank Arena	First meeting
Last Meeting	W, 54-50 [12/10/2003 in Manhattan, Kan.]
Weber vs. Brown	First meeting

OPENING TIP

► The series between the schools dates nearly 90 years when then Municipal University of Wichita defeated Kansas State College of Agriculture and Applied Science, 29-27, at the Henrion Gymnasium in Wichita on Dec. 17, 1932. The schools played on-and-off for the next 30-plus seasons, including a historic 94-86 win by K-State in the 1964 NCAA Midwest Regional Final at the WSU Roundhouse that propelled the Wildcats to the Final Four.

► The schools played twice a year during the 1969-70, 1970-71 and 1971-72 season - splitting the 6-game series - before taking a 15-year hiatus. Beginning with a 77-60 win by K-State at Ahearn Field House in Manhattan on Jan. 6, 1986, the schools played at least once in 18 of the next 19 seasons (1986-2003), which included a pair of home-and-home matchups during the 1986-87 season.

► K-State leads the series, 20-11, but Wichita State has won 9 of 15 meetings in various arenas in Wichita. Since the Wildcats won 6 in a row from 1987-92, the series has been nearly equal with K-State holding a narrow 6-5 advantage.

► Sunday's matchup begins another pivotal 2-game stretch for K-State, as the Wildcats play host to a surging Marquette (7-2) squad on Wednesday night in the annual BIG EAST/Big 12 Battle at 8 p.m., CT. The team has already faced a similar stretch, losing back-to-back games to No. 13/12 Arkansas (11/22/21) and No. 14/15 Illinois (11/23/21) at the Hall of Fame Classic in Kansas City.



Fifth-year senior Mark Smith, who ranks 4th in the Big 12 in rebounding (7.5 rpg.), has posted consecutive double-doubles for the first time in his career, as he had 11 points and 10 boards vs. North Dakota and 14 points and 10 boards vs. UAlbany.

► K-State will look to gauge its growth since those 2 games in Kansas City, as the Wildcats have responded with convincing home wins against North Dakota (84-42) and UAlbany (71-43) in the past week. It marked the first time the Wildcats have recorded wins of 25 or more points in back-to-back games since posting wins over Loyola Chicago (92-54) and Western Illinois (82-50) in November 2009.

► Defense carried the headlines in those 2 wins, as K-State held North Dakota and UAlbany to 42.5 points per game on 30.4 percent (34-of-112) shooting, including 8.2 percent (4-of-49) from 3-point range. It marked the first time the Wildcats have held consecutive opponents to under 50 points since games against North Dakota (49) and Saint Louis (47) on Dec. 22 and 29, 2015.

► Although the Wildcats struggled with turnovers against UAlbany, the offense did show signs of improvement, averaging 77.5 points on 53.5 percent (61-of-114) shooting, including 42.2 percent (19-of-45) from 3-point range, in the last 2 games. Six players averaged in double figures led by sophomore **Nijel Pack** (16.5 ppg.), who ranks fourth in the Big 12 in scoring at 15.8 points per game.

► Wichita State enters Sunday's game with a 6-1 record, including 3 wins in a row - all on the road or on neutral courts against UNLV (74-73), Missouri (61-55) and Oklahoma State (60-51). The Shockers are holding opponents to a mere 61 points per game, while on offense, they are averaging 66 points per game on 40 percent shooting and are led by sophomore **Tyson Etienne** (16.3 ppg.).

► Sunday's game could be defensive slugfest with both teams ranking in the top-60 in scoring defense, as K-State ranks 26th (58.3 ppg.) and WSU ranks 56th (61.0 ppg.). Each ranks in the top-25 in 3-point field goal percentage defense.

■ K-STATE'S PROJECTED ROTATION (Based on last game)

Starters	Ht.	Wt.	Yr.-Exp.	Hometown	PPG	RPG	AST	FG%	3FG%	FT%	MPG
G 00 MIKE MCGUIRL	6-3	200	Sr.-4L	Ellington, Conn.	6.3	3.2	2.5	37.8	21.4	70.0	23.1
<i>The fifth-year senior has started the last 2 games after an injury to Selton Miguel, going a perfect 6-of-6 from the field with 15 points, 5 assists and 3 steals vs. North Dakota (11/28/21).</i>											
G 13 MARK SMITH	6-4	225	Sr.-TR	Edwardsville, Ill.	9.3	7.5	1.7	45.7	33.3	66.7	25.4
<i>The fifth-year senior transfer has responded from a poor showing at the Hall of Fame Classic with back-to-back double-doubles vs. North Dakota (11/28/21) and UAlbany (12/1/21).</i>											
G 24 NIJEL PACK	6-0	180	So.-1L	Indianapolis, Ind.	15.8	2.8	2.5	51.5	48.6	100.0	27.8
<i>The dynamic guard has continued his scoring pace from last year, scoring in double figures in the first 6 games, while connecting on 51.5% from the field.</i>											
F 25 ISMAEL MASSOUD	6-9	210	So.-TR	East Harlem, N.Y.	6.2	4.2	0.5	31.7	31.8	100.0	28.3
<i>The sophomore transfer showed his shooting touch in games vs. Omaha (11/17/21) and No. 14/15 Illinois (11/23/21), including 13 points vs. the Fighting Illini.</i>											
C 20 KAOSI EZEAGU	6-10	255	Jr.-1L	Brampton, Ontario	7.7	4.5	0.5	77.3	—	60.0	15.6
<i>The junior big man showed his ability when he stays out of foul trouble, scoring a career-best 15 points vs. North Dakota (11/28/21) on 6-of-7 field goals to go with 7 rebounds in 20 minutes.</i>											

Key Reserves	Ht.	Wt.	Yr.-Exp.	Hometown	PPG	RPG	AST	FG%	3FG%	FT%	MPG
G 1 Markquis Nowell	5-8	160	Jr.-TR	Harlem, N.Y.	11.7	2.8	3.0	45.3	34.8	82.4	21.7
G 3 Selton Miguel	6-4	210	So.-1L	Luanda, Angola	8.8	6.2	3.0	48.6	37.5	63.6	23.7
F 12 Carlton Linguard, Jr.	7-0	220	Jr.-1L	San Antonio, Texas	2.0	0.0	0.0	100.0	—	—	3.8
F 21 Davion Bradford	7-0	270	So.-1L	St. Louis, Mo.	3.6	4.0	0.0	53.3	—	50.0	15.3
G 22 Luke Kasubke	6-5	190	So.-1L	St. Louis, Mo.	2.5	1.0	0.8	33.3	25.0	—	15.4
F 33 Logan Landers	6-9	215	Fr.-HS	Cedarburg, Wis.	1.3	1.3	0.2	28.6	0.0	66.7	8.4

ATHLETICS COMMUNICATIONS

Tom Gilbert | Director of Men's Basketball Communications | E: tgilbert@kstatesports.com | O: (785) 532-7979 | C: (785) 587-7868

■ 2021-22 SCHEDULE/RESULTS

OVERALL RECORD: 4-2

Big 12: 0-0 ■ Non-Conference: 4-2

Home: 4-0 ■ Away: 0-0 ■ Neutral: 0-2

■ NOVEMBER (3-2)

Thurs. 4	PITTSBURG STATE (Exh.)	Big 12 Now	W, 78-59
Wed. 10	FLORIDA A&M	Big 12 Now	W, 67-57
Wed. 17	OMAHA	Big 12 Now	W, 79-64

Hall of Fame Classic (T-Mobile Center, Kansas City, Mo.)

Mon. 22	vs. 13/12 Arkansas	ESPN	L, 64-72
Tues. 23	vs. 14/15 Illinois	ESPN	L, 64-72
Sun. 28	NORTH DAKOTA	Big 12 Now	W, 84-42

■ DECEMBER (1-0)

Wed. 1	UALBANY	Big 12 Now	W, 71-43
Sun. 5	@Wichita State^	ESPNU	5 pm

BIG EAST/Big 12 Battle (Bramlage Coliseum, Manhattan, Kan.)

Wed. 8	MARQUETTE	ESPN2/U	8 pm
Sun. 12	GREEN BAY	Big 12 Now	4 pm
Sun. 19	@Nebraska	B10 Network	5 pm
Tues. 21	MCCNEESE STATE	Big 12 Now	7 pm
Wed. 29	MORGAN STATE	Big 12 Now	7 pm

■ JANUARY (0-0)

Sat. 1	@Oklahoma*	ESPNU	7 pm
Tues. 4	TEXAS*	Big 12 Now	7 pm
Sat. 8	@West Virginia*	Big 12 Now	1 pm
Wed. 12	TCU*	ESPNU	8 pm
Sat. 15	TEXAS TECH*	ESPN2	11 am
Tues. 18	@Texas*	LHN	7:30 pm
Sat. 22	KANSAS*	Big 12 Now	3 pm
Tues. 25	@Baylor*	Big 12 Now	7 pm

Big 12/SEC Challenge (Black Pavilion at Ole Miss, Oxford, Miss.)

Sat. 29	@Ole Miss	ESPNU	3 pm
---------	-----------	-------	------

■ FEBRUARY (0-0)

Wed. 2	OKLAHOMA STATE*	ESPN2/U	8 pm
Sat. 5	@TCU*	ESPN2/U	7 pm
Wed. 9	BAYLOR*	Big 12 Now	7 pm
Sat. 12	@Iowa State*	ESPNU	tbd
Mon. 14	WEST VIRGINIA*	ESPN2	6 pm
Sat. 19	@Oklahoma State*	ESPN2/U	1 pm
Tues. 22	@Kansas*	ESPN2/U	8 pm
Sat. 26	IOWA STATE*	ESPNU	1 pm
Mon. 28	@Texas Tech*	ESPN2	8 pm

■ MARCH (0-0)

Sat. 5	OKLAHOMA*	Big 12 Now	3 pm
--------	-----------	------------	------

Phillips 66 Big 12 Championship (T-Mobile Center, Kansas City, Mo.)

Wed. 9	First Round	ESPNU	6/8 pm
Thurs. 10	Quarterfinals	ESPN2/U	
Fri. 11	Semifinals	ESPN/U	6/8 pm
Sat. 12	Championship	ESPN	8 pm

Home Games in BOLD CAPS | *Big 12 Conference Game

^Played at INTRUST Bank Arena [Wichita, Kan.]

All Times Central and Subject to Change | Rankings: AP/USA Today Coaches

■ GAME INFORMATION

TELEVISION: ESPNU

App: ESPN | **Online:** <https://k-st.at/3lckjod>

Play-by-Play: Mike Corey | **Analyst:** Jon Crispin

Producer: Bryan Shapiro

RADIO: K-STATE SPORTS NETWORK

App: Varsity Network/SXM 375 | **Online:** XM 375
www.kstatesports.com/watch [free]

Play-by-Play: Wyatt Thompson | **Analyst:** Stan Weber

LIVE STATS

www.kstatesports.com
wichita.statbroadcast.com [media only]

SOCIAL MEDIA: #KSTATEMBB

Twitter: @KStateMBB // @kstatesports

Instagram: kstatembb

Facebook: /kstatembb

YouTube: /KStateSports

■ QUICK FACTS

Kansas State University
Manhattan, KS 66502

Founded	1863
Enrollment	20,229 (Fall 2021)
Nickname	Wildcats
School Colors	Purple (PMS 2695C) and White
Conference	Big 12
President	Richard B. Myers (Kansas State '65) <i>set to retire once Dr. Linton assumes presidency</i>
President-Elect	Dr. Richard H. Linton (Virginia Tech '88, '91, '94) <i>set to assume the presidency on Feb. 14, 2022</i>
Director of Athletics	Gene Taylor (Arizona State '80)
Faculty Athletics Representative	Dr. Be Stoney (UTEP '81)

ALL-TIME RECORD

118th season of Kansas State men's basketball	
First Year of Basketball	1903
Overall Record	1,685-1,198 (.584)
Postseason Tournament Appearances	38 (31 NCAA, 7 NIT)
Postseason Tournament Record	43-43 (.500)
NCAA Tournament Appearances	31 <i>tied for 20th-most nationally in Division I</i>
NCAA Tournament Record	37-35 (.514)
Conference Tournament Record (1977-present)	37-42 (.468)
Big 12 Championship Record (1996-present)	17-24 (.415)

BRAMLAGE COLISEUM

Opened	Nov. 26, 1988 <i>defeated Purdue, 81-77</i>
Capacity	11,684
Overall Record	397-137 (.743)
Conference Record (Big Eight/12)	156-110 (.587)
Weber's Record at Bramlage Coliseum	112-41 (.730)

NCAA TOURNAMENT HISTORY

Appearances (31): 1948, 1951, 1956, 1958, 1959, 1961, 1964, 1968, 1970, 1972, 1973, 1975, 1977, 1980, 1981, 1982, 1987, 1988, 1989, 1990, 1993, 1996, 2008, 2010, 2011, 2012, 2014, 2017, 2018, 2019

Final Four (4): 1948, 1951, 1958, 1964

Elite Eight (12): 1951, 1958, 1959, 1961, 1964, 1972, 1973, 1975, 1981, 1988, 2010, 2018

Sweet 16 (17): 1951, 1956, 1958, 1959, 1961, 1964, 1968, 1970, 1972, 1973, 1975, 1977, 1981, 1982, 1988, 2010, 2018

CONFERENCE CHAMPIONSHIPS

Appearances (31): 1948, 1951, 1956, 1958, 1959, 1961, 1964, 1968, 1970, 1972, 1973, 1975, 1977, 1980, 1981, 1982, 1987, 1988, 1989, 1990, 1993, 1996, 2008, 2010, 2011, 2012, 2014, 2017, 2018, 2019

Final Four (4): 1948, 1951, 1958, 1964

Elite Eight (12): 1951, 1958, 1959, 1961, 1964, 1972, 1973, 1975, 1981, 1988, 2010, 2018

Sweet 16 (17): 1951, 1956, 1958, 1959, 1961, 1964, 1968, 1970, 1972, 1973, 1975, 1977, 1981, 1982, 1988, 2010, 2018

CONFERENCE TOURNAMENT TITLES

Titles (2): 1977, 1980

Finals Appearances (8): 1977, 1978, 1980, 1981, 1988, 1993, 2010, 2013

■ MEDIA RESOURCES

CREDENTIALS

Outlets interested in obtaining credentials to cover K-State men's basketball home games must apply for credentials via Sports Systems. Applications for season and single-game credentials should be submitted at least one week in advance of the game(s) one plans to cover.

Link: www.sportssystem.com/kstate/basketball

MEDIA AVAILABILITY // COVERING PRACTICE

Head coach **Bruce Weber** and requested players will typically be available for interviews twice a week during the season. Please contact basketball SID **Tom Gilbert** (tgilbert@kstatesports.com) for dates and times. All weekly interviews will be done via Zoom for the ease and convenience for all parties.

Select K-State men's basketball practices are open to the media. Please contact **Tom Gilbert** on a weekly basis for those dates and times.

2021-22 KANSAS STATE WILDCATS



MIKE MCGUIRL 00

G / 6-3 / 200 / Sr.-4L
Ellington, Conn.



MARKQUIS NOWELL 1

G / 5-8 / 160 / Jr.-TR
Harlem, N.Y.



MAXIMUS EDWARDS 2

G / 6-5 / 220 / Fr.-HS
Stratford, Conn.



SELTON MIGUEL 3

G / 6-4 / 210 / So.-1L
Luanda, Angola



SERYEE LEWIS* 4

F / 6-9 / 230 / So.-1L
Chicago, Ill.



CARLTON LINGUAND, JR. 12

F / 7-0 / 220 / Jr.-1L
San Antonio, Texas



MARK SMITH 13

G / 6-4 / 225 / Sr.-TR
Edwardsville, Ill.



DREW HONAS* 14

G / 6-2 / 175 / Sr.-1L
Medicine Lodge, Kan.



TREY HARRIS* 15

G / 5-11 / 165 / So.-TR
Bloomington, Ill.



KAOSI EZEAGU 20

F / 6-10 / 255 / Jr.-1L
Brampton, Ontario



DAVION BRADFORD 21

F / 7-0 / 270 / So.-1L
St. Louis, Mo.



LUKE KASUBKE 22

G / 6-5 / 190 / So.-1L
St. Louis, Mo.



JORDAN BROOKS* 23

F / 6-4 / 190 / So.-1L
Grayson, Ky.



NIJEL PACK 24

G / 6-0 / 180 / So.-1L
Indianapolis, Ind.



ISMAEL [ISH] MASSOUD 25

F / 6-9 / 210 / So.-TR
East Harlem, N.Y.



LOGAN LANDERS 33

F / 6-9 / 215 / Fr.-HS
Cedarburg, Wis.



BRUCE WEBER HC

Head Coach
10th Season
Wisconsin-Milwaukee '78

NUMERICAL

No	Name	Pos	Ht	Wt	Yr-Exp	Hometown (Schools)
00	Mike McGuirl	G	6-3	200	Sr.-4L	Ellington, Conn. (East Catholic)
1	Markquis Nowell	G	5-8	160	Jr.-TR	Harlem, N.Y. (St. Patrick/Little Rock)
2	Maximus Edwards	G	6-5	220	Fr.-HS	Stratford, Conn. (Our Saviour Lutheran School [N.Y.]
3	Selton Miguel	G	6-4	210	So.-1L	Luanda, Angola (West Oaks Academy [Fla.]
4	Seryee Lewis^	F	6-9	230	So.-1L	Chicago, Ill. (Compass Prep [Ariz.]
12	Carlton Liguand, Jr.	F	7-0	220	Jr.-1L	San Antonio, Texas (Stevens/Temple College [Texas])
13	Mark Smith	G	6-4	225	Sr.-TR	Edwardsville, Ill. (Edwardsville/Ilinois/Missouri)
14	Drew Honas*	G	6-0	170	Jr.-TR	Medicine Lodge, Kan. (Medicine Lodge/Pratt Community College)
15	Trey Harris*	G	5-11	165	So.-TR	Bloomington, Ill. (Bloomington/Indian Hills Community College)
20	Kaosi Ezeagu	F	6-10	255	Jr.-1L	Brampton, Ontario (GTA Prep/UTEP)
21	Davion Bradford	F	7-0	270	So.-1L	St. Louis, Mo. (Mehlville)
22	Luke Kasubke	G	6-5	190	So.-1L	St. Louis, Mo. (Chaminade)
23	Jordan Brooks*	F	6-4	190	So.-TR	Grayson, Ky. (East Carter/Bosco Institute [Ind.]/Iona)
24	Nijel Pack	G	6-0	180	So.-1L	Indianapolis, Ind. (Lawrence Central)
25	Ismael [ish] Massoud	F	6-9	210	So.-TR	East Harlem, N.Y. (The MacDuffie School/Wake Forest)
33	Logan Landers	F	6-9	215	Fr.-HS	Cedarburg, Wis. (Cedarburg)

COACHING STAFF

Head Coach: Bruce Weber (Wisconsin-Milwaukee '78), 24th Season // 10th Season at K-State

Associate Head Coach: Chris Lowery (Southern Illinois '95), 10th Season

Assistant Coach: Jermaine Henderson (Miami [Ohio] '97), Fifth Season

Assistant Coach: Shane Southwell (Kansas State '14, '19), Fourth Season [Second as an assistant coach]

Director of Operations: Drew Speraw (UCF '09), 10th Season

SUPPORT STAFF

Director of Student-Athlete Development: Mike Furlong (Hillsdale '15), Seventh Season

Video Coordinator: Nate Michael (McKendree '18, '19), Third Season [First in a full-time role]

Strength and Conditioning Coach: A.J. Kloss (Iowa '13, Kansas State, '16), First Season

IFBC Sports Medicine Coordinator/Athletic Trainer: Luke Sauber (Kansas State '05), Eighth Season

Recruiting Coordinator/Assistant to Head Coach: Bailey Bachamp (Kansas State '11), 10th Season

Graduate Student Manager: Curtis Kelly (Kansas State '11), First Season

Graduate Student Manager: Zack Price (Missouri Western '15, '18), First Season

PRONUNCIATION GUIDE

DAVION Bradford
KAOSI EZEAGU
Drew HONAS
Luke KASUBKE
SERYEE Lewis

DAVE-eh-on
K-C Easy-A-GOO
HO-nus
KAH-soup-KEY
Pronounced like Siri

ISMAEL [ISH] MASSOUD
Mike MCGUIRL
SELTON Miguel
MARKQUIS NOWELL
NIJEL Pack

ish-MAY-el mah-SUED
muh-GIRL
SELL-ton
mar-KEESE no-WELL
Pronounced like Nigel

*Walk-on | ^Will redshirt the 2021-22 season after suffering an injury in the preseason.

NOTE: Kansas State has elected to advance players' classification even though the 2020-21 season did not affect eligibility. Those that wish to take advantage of the extra year will be listed as a senior again after their original eligibility would have been exhausted.

>>> BY THE NUMBERS

23.7

K-State has been stingy from the 3-point line, holding opponents to 23.7 percent shooting from long range, which ranks sixth nationally. If you take out the Illinois game (12-of-26), the team is holding foes to 18.6 percent.

58.3

K-State is holding opponents to 58.3 points per game, which ranks third in the Big 12 and 27th nationally. The Wildcats have held back-to-back opponents under 50 points for the first time since the 2015-16 season.

106

After holding UAlbany to 43 points on Wednesday, K-State has now held 106 opponents to under 60 points under head coach **Bruce Weber**. The Wildcats are now 96-10 when holding foes under 60 points, including 3-0 this season.

TEAM NOTES

■ SERIES HISTORY

- **Overall:** K-State leads 20-11
- **In Wichita:** WSU leads 9-6
- **Active Streak:** K-State, 2
- **Weber vs. Wichita State:** 10-1
- **K-State vs. AAC:** 40-36 [8-19 on the road]
- **Weber vs. Isaac Brown:** First meeting



SERIES HISTORY [20-11]

Date	Rank	Result	Score	Location
12/17/1932	-/-	L	27-29	Wichita
1/8/1935	-/-	L	34-50	Wichita
12/26/1946	-/-	W	48-41	Wichita
2/24/1947	-/-	W	60-41	Manhattan
12/12/1950	-/-	W	73-42	Manhattan
3/14/1964	-/-	W	94-86	Wichita+
12/12/1969	-/-	W	81-69	Manhattan
12/13/1969	-/-	L	73-77	Wichita
12/11/1970	-/-	L	51-64	Wichita
12/12/1970	-/-	W	75-74	Manhattan
12/11/1971	-/-	W	89-73	Manhattan
12/22/1971	-/-	L	66-69 (OT)	Wichita
1/6/1986	-/-	W	77-60	Manhattan
12/13/1986	-/-	L	60-63	Wichita
1/12/1987	-/-	W	79-67	Manhattan
1/19/1988	-/-	W	58-47	Manhattan
2/19/1989	-/-	W	73-71 (OT)	Wichita
1/20/1990	-/-	W	83-62	Manhattan
1/7/1991	-/-	W	67-66	Wichita
1/15/1992	-/-	W	72-50	Manhattan
12/21/1992	-/-	L	61-74	Wichita
1/12/1994	-/-	W	71-55	Manhattan
1/3/1995	-/-	L	51-75	Wichita
1/2/1996	-/-	W	70-64	Manhattan
12/3/1996	-/-	L	59-74	Manhattan
12/10/1997	-/-	W	90-83 (OT)	Wichita
12/8/1998	-/-	W	64-47	Manhattan
11/21/2000	-/-	L	66-76	Wichita
12/5/2001	-/-	L	56-65	Manhattan
12/7/2002	-/-	W	79-66	Wichita
12/10/2003	-/-	W	54-50	Manhattan

+NCAA Tournament

LAST MEETING:
(in Manhattan, Kan.; Dec. 10, 2003)
K-State 54, Wichita State 50

- **Jeremiah Massey** scored 23 points and grabbed 11 rebounds as K-State rallied from a 10-point second-half deficit to beat Wichita State, 54-50, in the last meeting between the teams on Dec. 10, 2003.
- The Wildcats overcame poor shooting in the first half and held on in the final minute to win their second straight over the rival Shockers.
- Down 53-50 in the final minute, the Shockers missed four potentially game-tying 3-pointers before **Tim Ellis'** free throw with 2.8 seconds left sealed the win for the Wildcats.
- Less than two minutes into the second half, Wichita State led 31-21. But Massey, who was 8-of-12 from the field, scored 7 points during a 12-2 run that gave the Wildcats their first lead of the game at 35-34 with 12:06 remaining.
- The game stayed close until the end, as **Marques Hayden's** layup with 48.7 seconds left pushed K-State ahead 53-50. But he would go on to miss 3 free throws, giving the Shockers the chance to tie.

NOTES ON WICHITA STATE

► Wichita State is off to a strong start to the season, rattling off 3 consecutive wins against UNLV (74-73), Missouri (61-55) and Oklahoma State (60-51), all away from home. The Shockers' lone loss came on a neutral court to Arizona, 82-78, in overtime, which has since risen to No. 11 in the polls. They have been successful in close games, winning by an average of 6.5 points per game.

► WSU is averaging 66.0 points per game on 40 percent shooting, including 33.1 percent from 3-point range, with 35.4 rebounds, 11.6 assists, 8.1 steals and 4.3 blocks per game, while allowing opponents to average 61.0 points on 40.8 percent shooting, including 26.3 percent from long range. The team is hitting on 65.9 percent from the free throw line.

► Six players are averaging 6 or more points, including a pair of double-digit scorers in sophomore **Tyson Etienne** (16.3 ppg.) and freshman reserve **Ricky Council IV** (11.1 ppg.). Etienne leads the Shockers in scoring, field goals (32), 3-point field goals (17), while he is second in assists (2.2 apg.). Council, who has come off the bench in 5 of 7 games, is hitting on 52.7 percent from the field, including 50 percent from long range, while averaging 4.6 rebounds, 1.7 assists and 1.6 steals per game. Junior **Morris Udeze** is the team's leading rebounder (5.6 rpg), while averaging 9.0 points per game, while junior **Craig Porter, Jr.** paces the team in assists (2.4 apg.) to go with 3.9 points and 5.3 rebounds.

► The reigning AAC regular-season champions, WSU returns 7 lettermen, including 3 starters, from a squad that posted a 16-6 overall record, including an 11-2 mark in league play, and advanced to the NCAA Tournament. The Shockers lost 53-52 to Drake in the first round of the NCAA Tournament.

► Head coach **Isaac Brown** is in his second season at Wichita State, posting a 22-7 overall record. First tabbed as the interim head coach after the resignation of **Gregg Marshall**, he led the Shockers to the AAC regular-season title and the NCAA Tournament in one of the more impressive coaching jobs of 2020-21.

SERIES HISTORY

► This will be the 32nd meeting between K-State and Wichita State and the first since a 54-50 win by the Wildcats on Dec. 10, 2003 at Bramlage Coliseum. K-State leads the series, 20-11, winning 14 of 16 meetings in Manhattan, while WSU owns a 9-6 advantage in games played in Wichita. This is the first meeting at INTRUST Bank Arena and the first other than either teams' home arenas.

► The teams have split the last 8 meetings in Wichita with K-State winning in 1989, 1991, 1997 and 2002 and WSU winning in 1986, 1992, 1995 and 2000. The Wildcats won the last such meeting, 79-66, on Dec. 7, 2002.

► Head coach **Bruce Weber** has a long history with Wichita State dating back to his days at Southern Illinois, where he posted a 9-1 mark against the Shockers from 1998-2003. Overall, he is 10-1 against WSU with his Illinois team earning a 55-54 win in the latest meeting on Nov. 25, 2005 in South Padre Island, Texas.

LONG HISTORY IN WICHITA

► K-State has a long history of playing games in the city of Wichita dating back to that meeting with Wichita State on Dec. 17, 1932. The Wildcats are 9-13 in games played in Wichita, including the 6-9 mark against the Shockers.

► K-State has twice played an NCAA Tournament game in the city, including wins against UTEP and Wichita State to advance to the 1964 Final Four and losses to TCU and Louisville in the 1968 tournament.

► This will be fifth game played at INTRUST Bank Arena, as the Wildcats played home games in the Wichita Wildcat Classic in 2011, 2013, 2015 and 2017. The team lost in double-overtime to West Virginia, 85-80, in the first game on Dec. 8, 2011 before wins against No. 21 Gonzaga (72-62) and Colorado State (61-56). They lost to Tulsa, 61-54, in the last meeting on Dec. 9, 2017.

► Head coach **Bruce Weber** is 86-33 (.720) in non-conference play since he arrived at K-State, including a 67-11 (.857) mark at home.

UP NEXT: MARQUETTE (7-2)

► K-State returns home on Wednesday to start a 2-game homestand, as the Wildcats play host to Marquette (7-2) at 8 p.m., CT on ESPN2 in the BIG EAST/Big 12 Battle. This will be the third meeting between the schools since 2018.

■ STAT COMPARISON (2021-22 stats)

Category	K-State	WSU
Overall Record	4-2	6-1
Scoring Average	71.5	66.0
Opp. Scoring Average	58.3	61.0
Scoring Margin	+13.2	+5.0
FG Percentage	46.0	40.0
Opp. FG Percentage	37.1	40.8
3-point FG Percentage	35.7	33.1
3-point FG/Game	7.7	8.1
FT Percentage	71.9	65.9
Rebounds/Game	38.3	35.4
Rebounding Margin	+4.5	+1.1
Assists/Game	14.2	11.6
Turnovers/Game	12.8	14.7
Turnover Margin	+1.8	+3.0
Assist/Turnover Ratio	1.1	0.8
Steals/Game	7.8	8.1
Blocks/Game	2.2	4.3

LAST TIME OUT:
K-STATE 71, UALBANY 43

► K-State once again used its defense to stifle an opponent at Bramlage Coliseum, as the Wildcats held UAlbany to 31.5 percent shooting, including just 5.6 percent from 3-point range, en route to a 71-43 win on Wednesday night.

► Combined with 42 allowed to North Dakota on Sunday, the Wildcats have now held consecutive opponents under 50 points for the first time since 2015, while the 85 combined points in the last 2 games were the fewest since holding Lamar (55) and Alabama-Huntsville (26) to 81 on Nov. 12-13, 2012.

► The Great Danes, which hit on their first 3-point field goal before missing their final 17 attempts, were held to the second-lowest 3-point field goal percentage by an opponent in school history and the lowest since Oklahoma connected on a school-record low 4.8 percent (1-of-21) on Jan. 21, 1993.

► K-State has now held 29 opponents to 50 or less under head coach **Bruce Weber**, while the Wildcats moved to 96-10 all-time under Weber when holding an opponent to 60 points or less.

► Offensively, the Wildcats did most of their damage from beyond the arc, knocking down a season-high 10 3-pointers, including 5 from sophomore **Nijel Pack**, who finished with a game-high 17 points. Pack, who leads the Big 12 in 3-point field goals per game (3.0) and is second in 3-point field goal percentage (48.6), has now hit on 3 or more 3-pointers in 15 of his 30 career games. He has now led the team in scoring in 4 of 6 games this season.

► Pack was joined in double figures by fifth-year senior **Mark Smith** and sophomore **Selton Miguel**, who each registered double-doubles. It marked the first time a pair of Wildcats each collected double-doubles in the same game since March 2014. Smith, who posted his second consecutive double-double and the third of his career, finished with 14 points on 4-of-7 field goals to go with a career-tying 10 rebounds. Miguel earned his first double-double with 12 points on 4-of-8 shooting and a career-best 10 boards.

► Despite the final score, UAlbany made things difficult for K-State in the early going, taking the lead on several occasions and pulling to within a 17-all tie with 6:35 before halftime. However, the Wildcats responded with an 11-0 run to take the lead for good and pushing to as many as 28 in the second half. Over a 13-minute span between the two halves, K-State outscored UAlbany, 30-10.

QUOTING BRUCE WEBER

The defense has been good. But now we've got to see if we can do it against good teams. Sunday is important to see our improvement.

TEAM NOTES

LEADING WITH DEFENSE

- K-State has developed a strong reputation as defensive team under head coach **Bruce Weber**, ranking among the top-60 nationally in opponent points per game 6 times in the 9 seasons.
- The Wildcats ranked fourth nationally in scoring defense (59.6 ppg.) during its Big 12 Championship season in 2018-19, while they placed 36th (60.4 ppg.) in 2012-13 and 46th (67.0 ppg.) in 2017-18.
- K-State has held 212 opponents (out of 306 total) under 70 points during **Bruce Weber's** tenure, including a program-best 31 in 2012-13. The Wildcats have also held 106 opponents under 60 points in that span, while 29 have scored less than 50 points in his tenure.
- In addition to its scoring defense, K-State has ranked among the top-40 in opponent 3-point field goal percentage 3 times (2013-14, 2015-16 and 2018-19) and among the top-50 in steals on 5 occasions (every season from 2015-16 to 2019-20) in the **Bruce Weber** era. Twice (2016-17 and 2019-20) the school has ranked the top-45 in opponent turnovers.
- The Wildcats have held opponents to under 40 percent shooting in 104 games in the **Bruce Weber** era, including under 35 percent in 50 games.
- K-State struggled mightily across the board during the 2020-21 season, but no more than on defensive end, allowing 80 or more points 7 times in the first 21 games, including allowing 100 or more points in both regular-season games with eventual national champion Baylor. However, the Wildcats were able to win 4 of their last 7 games due to their improved defense, as they held 5 of those 7 opponents under 60 points. During the last 7 games of the season, the team held their opponents to 59.3 points on 40.6 percent shooting (146-360), including 26.1 percent (36-of-138) from 3-point range.
- K-State has started the season off where they left off at the end of the 2020-21 season, as the defense is allowing 58.3 points on 37.1 percent shooting, including 23.7 percent from 3-point range. The Wildcats rank among the top-30 in 3 defensive categories, including sixth in 3-point field goal percentage defense, 21st in field goal percentage defense and 26th in scoring defense.
- The Wildcats responded to allowed 72 points in back-to-back games vs. No. 13/12 Arkansas (11/22/21) and No. 14/15 Illinois (11/23/21) with stellar efforts vs. North Dakota (11/28/21) and UAlbany (12/2/21), allowing the fewest combined points (85) in consecutive games since holding Lamar (55) and Alabama-Huntsville (26) to 81 combined points on Nov. 12 and 13, 2012.

■ NON-CONFERENCE SUCCESS

Year	Overall	Home	Bramlage
2006-07	11-4	7-0	7-0
2007-08	10-4	8-1	7-1
2008-09	12-3	11-0	10-0
2009-10	13-1	9-0	8-0
2010-11	12-3	9-1	8-1
2011-12	11-1	7-0	6-0
2012-13	11-2	9-0	8-0
2013-14	10-3	7-1	7-1
2014-15	7-6	6-2	5-2
2015-16	11-2	8-0	8-0
2016-17	11-2	8-0	8-0
2017-18	11-2	8-1	8-0
2018-19	10-3	7-0	6-0
2019-20	7-6	6-2	6-1
2020-21	4-5	4-5	4-5
2021-22	4-2	4-0	4-0
Total	155-49 (.759)	119-13 (.901)	110-11 (.908)

- K-State has been able to score points off its opponent turnovers (19.5 ppg.) while forcing an average of 14.7 turnovers per game. The Wildcats has scored 20 or more points off turnovers twice, including 25 vs. North Dakota (11/28/21).

IMPROVED OFFENSE, BUT WORK CONTINUES FROM 3

- The Wildcats are averaging 71.5 points on 46 percent shooting, including 35.7 percent from 3-point range, while connecting on 71.9 percent from the free throw line through the first 6 games. The team is averaging 31 points in the paint, 24.8 points off the bench, 19.5 points off turnovers, 8.5 fast-break points and 7.2 points on second-chance opportunities.
- K-State's offense shines when the Wildcats share the ball, as the team is averaging 75.3 points and 17.3 assists in their 4 wins compared to just 64 points and 8 assists in their 2 losses. The squad also scored 124 combined points (31.0 ppg.) in the paint in their 4 victories, including 46 vs. North Dakota, which were the most since scoring 50 against Eastern Kentucky in November 2018.

- The Wildcats' 3-point shooting needs to find some consistency, as they made just 20.9 percent (9-of-43) combined from long range in the 2 games with No. 13/12 Arkansas and No. 14/15 Illinois while hitting on 43 percent (37-of-86) in games against Florida A&M, Omaha, North Dakota, UAlbany.

- The Wildcats were really clicking offensively in the 79-64 win over Omaha (11/17/21), as the team connected on 52.8 percent (28-of-53) from the field, including 47.4 percent (9-of-19) from the 3-point line, and hit on 87.5 percent (14-of-16) from the free throw line. The squad hit 50 percent or better from the field in each half for the first time since the Milwaukee game (12/21/20).

- K-State played even better offensively against North Dakota (11/28/21), hitting on 60.3 percent (35-of-58) from the field, including 69 percent (20-of-29) in the second half, to post their first 80-point game since scoring 84 vs. West Virginia on Jan. 18, 2020. It marked the first time that the Wildcats had shot better than 60 percent from the field since hitting on 62.5 percent (35-of-56) against Alabama State on Dec. 11, 2019.

IMPROVED EXPERIENCE/DEPTH

- It has been well chronicled how young the Wildcats were during the 2020-21 season, as only 11 Division I schools were less experienced than K-State with only Auburn and Duke less experienced among the Power 6. The Wildcats were one of 10 teams to start at least 3 true freshmen in one game with **Davion Bradford**, **Selton Miguel** and **Nijel Pack** starting in 17 of the 29 games.
- K-State is hoping that the return of 9 of 14 lettermen, including senior **Mike McGuirl** and sophomores Bradford, Miguel and Pack, as well as the influx of 7 newcomers, including 3 transfers in **Ish Massoud** (Wake Forest), **Markquis Nowell** (Little Rock) and **Mark Smith** (Missouri) will lead to improved play.
- The Wildcats have used at least 10 players in each of the first 6 games with 7 of those players totaling double-digit field goals made and 7 averaging nearly 6 points per game, including a pair of double-digit scorers (Pack and Nowell).
- K-State is averaging nearly 25 points per game from its bench this season, including 28-point efforts against No. 13/12 Arkansas and No. 14/15 Illinois. The team has posted 6 consecutive games of 22 or more bench points.
- Junior **Markquis Nowell** has provided a spark off the bench, averaging 11.7 points on 45.3 percent (24-of-53) shooting and 82.4 percent (14-of-17) from the free throw line. He has scored in double figures in 4 of the 5 games, including a season-high 19 points vs. No. 14/15 Illinois and 18 vs. North Dakota.

NATIONAL POLLS

THE ASSOCIATED PRESS POLL

Updated: November 29, 2021

Rank	School	Record	Points	Prv
1.	Duke (51)	7-0	1513	5
2.	Purdue (9)	6-0	1442	3
3.	Gonzaga	6-1	1428	1
4.	Baylor	7-0	1324	6
5.	UCLA	6-1	1253	2
6.	Villanova	4-2	1147	7
7.	Texas	4-1	1115	8
8.	Kansas	5-1	1027	4
9.	Kentucky	5-1	1002	10
10.	Arkansas	6-0	960	13
11.	Arizona	6-0	851	17
12.	BYU	6-0	791	18
13.	Tennessee	4-1	730	15
14.	Florida	6-0	681	23
15.	Houston	5-1	631	18
16.	Alabama	6-1	456	10
17.	Connecticut	6-1	437	22
18.	Memphis	5-1	435	9
19.	Iowa State	6-0	403	—
20.	USC	6-0	380	24
21.	Auburn	5-1	325	19
22.	Michigan State	5-2	295	—
23.	Wisconsin	5-1	224	—
24.	Michigan	4-2	177	20
25.	Seton Hall	5-1	151	21

Other receiving votes: Illinois 111, St. Bonaventure 106, LSU 93, Ohio State 75, Indiana 63, Colorado State 59, Xavier 46, **Texas Tech 34**, **Marquette 23**, Iowa 9, North Carolina 7, San Francisco 7, Loyola Chicago 3, Virginia Tech 3, Wake Forest 2, Louisville 2, Iona 1, Ohio 1.

COACHES POLL POWERED BY USA TODAY

Preseason: November 29, 2021

Rank	School	Record	Points	Prv
1.	Duke (19)	7-0	761	6
2.	Purdue (10)	6-0	742	4
3.	Gonzaga	6-1	706	1
4.	Baylor	7-0	693	5
5.	UCLA	6-1	627	2
6.	Villanova	4-2	563	7
7.	Kansas	5-1	524	3
8.	Texas	4-1	500	8
9.	Arkansas	6-0	473	12
10.	Kentucky	5-1	436	13
11.	Arizona	6-0	431	19
12.	Florida	6-0	425	24
13.	BYU	6-0	399	18
14.	Houston	5-1	321	11
15.	Tennessee	4-1	304	17
16.	Alabama	6-1	231	9
17.	Connecticut	6-1	222	21
18.	USC	6-0	205	25
19.	Memphis	5-1	184	10
20.	Michigan State	5-2	138	—
21.	Wisconsin	5-1	140	—
22.	Michigan State	5-2	138	—
23.	Iowa State	6-0	134	—
24.	Michigan	4-2	123	13
25.	St. Bonaventure	5-1	96	—

Other receiving votes: Seton Hall 86, **Texas Tech 68**, LSU 66, **Illinois 65**, Ohio State 43, **Marquette 42**, Colorado State 38, Indiana 29, Iowa 28, Xavier 25, Florida State 22, Utah State 13, Providence 11, San Francisco 5, **West Virginia 5**, **Oklahoma State 3**, Saint Louis 3.

TRACKING K-STATE IN THE POLLS

	AP	Coaches
Pre	—	—
11/15	—	—
11/22	—	—
11/29	—	—
12/6		
12/13		
12/20		
12/27		
12/30		
1/3		
1/10		
1/17		
1/24		
1/31		
2/7		
2/14		
2/21		
2/28		
3/7		
3/14		
Final		

WILDCATS VS. RANKED TEAMS

K-State has played nearly 400 games vs. ranked teams in their history, posting a 120-276 (.303) record, including 25-82 (.234) vs. the top-5, 49-141 (.258) vs. the top-10 and 72-196 (.269) vs. top-15.

Bruce Weber has a 27-65 record vs. ranked foes at K-State, owning school records for Top 25 wins (27), Top 10 wins (10) and home Top 25 wins (20).

BIG 12 STANDINGS

As of Dec. 4, 2021

	Conference				Overall					
Team	W-L	Pct.	H	A	W-L	Pct.	H	A	N	Stk
Baylor	0-0	.000	0-0	0-0	7-0	1.000	4-0	0-0	3-0	W7
Iowa State	0-0	.000	0-0	0-0	7-0	1.000	5-0	0-0	2-0	W7
Oklahoma	0-0	.000	0-0	0-0	7-1	.875	4-0	1-0	2-1	W3
Kansas	0-0	.000	0-0	0-0	6-1	.833	2-0	1-0	3-1	W2
TCU	0-0	.000	0-0	0-0	6-1	.833	5-0	0-0	1-1	W3
Texas	0-0	.000	0-0	0-0	6-1	.833	6-0	0-1	0-0	W5
Texas Tech	0-0	.000	0-0	0-0	6-1	.857	5-0	0-1	1-0	L1
West Virginia	0-0	.000	0-0	0-0	6-1	.833	4-0	0-0	2-1	W3
Oklahoma State	0-0	.000	0-0	0-0	6-2	.750	3-2	1-0	2-0	L1
Kansas State	0-0	.000	0-0	0-0	4-2	.667	4-0	0-0	0-2	W2

Upcoming Schedule

Saturday, December 4

Radford at West Virginia, 3 p.m.

UAPB at Baylor, 4 p.m.

Iowa State at Creighton, 8 p.m.

Sunday, December 5

Xavier at Oklahoma State, 4 p.m.

K-State at Wichita State, 5 p.m.

Tuesday, December 7

Texas Tech vs. Tennessee, 6 p.m.

Kansas vs. UTEP, 7 p.m.

Butler at Oklahoma, 8 p.m.

Wednesday, December 8

Connecticut at West Virginia, 7 p.m.

TCU vs. Utah, 7 p.m.

Marquette at K-State, 8 p.m.

Thursday, December 9

Texas at Seton Hall, 5:30 p.m.

Iowa State at Iowa, 8 p.m.

Saturday, December 11

TCU vs. Texas A&M, 5:30 p.m.

Oklahoma vs. Arkansas, 12:30 p.m.

Missouri at Kansas, 2:15 p.m.



Big 12 Preseason Coaches Poll

Team	Pts
1. Kansas (8)	80
2. Texas (2)	70
3. Baylor	67
4. Texas Tech	51
5. Oklahoma State	49
West Virginia	49
7. Oklahoma	29
8. TCU	24
9. KANSAS STATE	22
10. Iowa State	9

First place votes in parenthesis

Big 12 Preseason Team

- Matthew Mayer, Baylor
- Ochai Agbaji, Kansas
- Remy Martin, Kansas
- David McCormack, Kansas
- Marcus Carr, Texas
- Terrence Shannon, Jr., Texas Tech

Player of the Year: Remy Martin, Kansas

Newcomer of the Year: Marcus Carr, Texas

Freshman of the Year: Kendall Brown, Baylor

IMPROVED FREE THROW SHOOTING

► Again, it's a small sample size with just 6 games, but so far, K-State has taken care of its opportunities from the free throw line, connecting on 71.9 percent (69-of-96) from the charity stripe, which ranks third in the Big 12.

► That percentage was even better in its 3-game stretch vs. Omaha, No. 13/12 Arkansas and No. 14/15 Illinois, as the Wildcats hit on 81.3 percent (39-of-48) during that stretch, including 78.1 percent (25-of-32) in the games against No. 13/12 Arkansas and No. 14/15 Illinois.

► Four players (**Nijel Pack**, **Markquis Nowell**, **Ish Massoud** and **Mike McGuirl**) are hitting on better than 70 percent from the line, as Pack (9-of-9) and Massoud (4-of-4) have been perfect so far.

► The Wildcats shot just 66.4 percent from the free throw line in 2020-21, while they haven't connected on better than 70 percent from the line since hitting on 73.4 percent as a team in 2017-18.

TURNOVER LOW

► K-State turned the ball over just 4 times in the loss to No. 14/15 Illinois, which tied 5 others for the third-fewest in a game in school history and fewest since also registered 4 turnovers in a win over Gonzaga on Dec. 21, 2013. It tied the 2013 Gonzaga contest for the fewest turnovers in the Bruce Weber era.

► In contrast, the Wildcats were able to force the Fighting Illini into 18 turnovers, which resulted in a 23-3 advantage in points off turnovers.

NIJEL TO THE RESCUE

► Sophomore **Nijel Pack** has picked up where he left off from his freshman season, as he has led or have been tied for the team lead in scoring in 4 of the first 6 games, including an 18-point performance in the opener vs. Florida A&M, 15 points vs. Omaha, 14 points vs. No. 12/13 Arkansas and 17 points vs. UAlbany.

► Pack is averaging a team-best 15.8 points on 51.5 percent (34-of-66) shooting, including 48.6 percent (18-of-37) from 3-point range, to go with 2.8 rebounds and 2.5 assists in 27.8 minutes per game. He is the leader in scoring, field goals, 3-pointers and double-digit scoring games (6). His 95 points through the first 6 games are the most since **Dean Wade** had 97 to start 2018-19.

► The promising point guard enjoyed one of the best freshmen seasons in school history, becoming the third true freshman (**Michael Beasley**, **Marcus Foster**) to lead the team in scoring (12.7 ppg.) and the first since 2013-14.

MOVING TOWARDS 500

► Head coach **Bruce Weber** is working towards a coaching milestone, as he is 13 wins away from earning 500 in his career. He enters Sunday's game with a 487-287 (.629) record in 24 years as a head coach at Southern Illinois (1998-2003), Illinois (2003-12) and K-State (2012-21).

► If Weber were to achieve the milestone in 2021-22, he would be among elite company as only 26 current Division I coaches have reached 500 wins in their career with **Herb Sendek** (Santa Clara) just ahead of him with 497 victories.

■ HOME SWEET HOME // BRAMLAGE COLISEUM [1989-present]



► K-State has posted a 397-137 (.742) all-time record at Bramlage Coliseum since its opening during the 1988-89 season. The 397 wins are the most at a home venue for the Wildcats, surpassing the 378 wins at Ahearn Field House (1950-88). It is the school's third home venue.

► K-State has registered a 197-57 (.772) record at home over the past 16 seasons, including an 84-46 (.646) mark in Big 12 play. The 197 wins rank fourth among all Big 12 schools in that span, while the 84 league victories at home are among the top in the Big 12. In all, the program has double-digit victories in 26 of its 33 seasons in the arena.

► K-State has a 258-79 (.763) record at home, including a 152-16 (.902) mark in non-conference action, since the 2001-02 season for an average of just over 13 home wins (13.1) per season in that span.

► Head coach **Bruce Weber** has recorded a 112-41 (.725) record at Bramlage Coliseum since taking over at K-State in 2012-13 with just 11 non-conference home losses. The 41 losses (30 of which have come in Big 12 play) have come by a total of 418 points or 10.2 points per game. Weber has posted a 49-32 (.605) record in Big 12 play at Bramlage Coliseum with 18 victories over ranked Big 12 teams, including 6 in the Top 10.



THEY SAID IT

Junior Markquis Nowell remains confident in the team's ability despite the Arkansas and Illinois losses.

"Our potential is very high. As long as we stick together and correct our flaws and do what Coach asks of us, we're going to be good in the long run. We know adversity is going to strike and we'd rather it be at the beginning of the season than at the end of the season."

SPECIALITY-STAT TRACKER

Opponent	Points in the Paint	Points Off TOS	2nd Chance Points	Bench Points
Florida A&M	20	19	9	22
Omaha	34	19	4	22
vs. 13/12 Arkansas	34	17	8	28
vs. 14/15 Illinois	28	23	9	28
North Dakota	46	25	2	25
UAlbany	24	14	12	24

@Wichita State

Marquette

Green Bay

@Nebraska

McNeese State

Morgan State

@Oklahoma*

Texas*

@West Virginia*

TCU*

Texas Tech*

@Texas*

Kansas*

@Baylor*

@Ole Miss

Oklahoma State*

@TCU*

Baylor*

@Iowa State*

West Virginia*

@Oklahoma State*

@Kansas*

Iowa State*

@Texas Tech*

Oklahoma*

WAYNE MCCLAIN PLAY HARD CHART

Opponent	Deflect/			Loose Off.			Total
	Blks	Stls	Dives	Balls	Rebs.	Charges	
Mark Smith	8	3	5	—	9	1	27
Markquis Nowell	11	10	2	—	1	1	25
Kaosi Ezeagu	9	3	1	—	5	2	21
Mike McGuirl	9	8	2	—	2	—	21
Nijel Pack	2	8	2	—	2	2	18
Davion Bradford	6	—	1	—	10	—	17
Selton Miguel	5	3	—	—	5	—	13
Ish Massoud	4	5	—	—	1	—	10
Luke Kasubke	2	3	2	—	—	1	9
Logan Landers	1	1	—	—	4	1	7
Jordan Brooks	—	—	—	—	—	—	—
Maximus Edwards	—	—	—	—	—	—	—
Trey Harris	—	—	—	—	—	—	—
Drew Honas	—	—	—	—	—	—	—
Seryee Lewis	—	—	—	—	—	—	—
Carlton Lingard	—	—	—	—	—	—	—

A point system based on the number of deflections/blocks, steals, dives, loose balls, offensive rebounds and charges and named in honor of former K-State director of development **Wayne McClain** who passed away on October 15, 2014.

TOUGH COMPETITION

The games against No. 13/12 Arkansas and No. 14/15 Illinois marked the first time K-State faced back-to-back Top 15 opponents in November.

■ RECORD UNDER BRUCE WEBER

	21-22	Weber
Overall	4-2	174-132
Big 12 play	0-0	76-86
At Home	4-0	117-43
At Bramlage Coliseum	4-0	112-41
On the Road	0-0	34-62
At Neutral Sites	0-2	23-27
In Overtime	0-0	4-5
vs. Top 25 teams	0-2	27-65
vs. Top 10 teams	0-0	10-29
In games decided by 3 points or less	0-0	30-22
In games decided by 4-5 points	0-0	16-12
In games decided by 6-10 points	1-2	42-41
In games decided by 11-19 points	1-0	51-41
In games decided by 20 or more points	2-0	35-16
Scoring first	2-0	109-55
Leading at the Half	4-0	141-24
Tied at the Half	0-0	8-7
Trailing at the Half	0-2	24-98
Leading with 10:00 remaining	4-0	155-19
Trailing with 10:00 remaining	0-2	17-110
Tied with 10:00 remaining	0-0	2-2
Leading with 5:00 remaining	4-0	156-16
Trailing with 5:00 remaining	0-2	14-106
Tied with 5:00 remaining	0-0	4-8
K-State shoots 50% or better	2-0	65-9
K-State shoots less than 50%	2-2	108-122
K-State shoots better than opponent	4-0	141-12
K-State shoots same as opponent	0-0	0-2
Opponent shoots 50% or better	0-1	8-48
Opponent shoots less than 50%	4-1	167-82
K-State out-rebounds opponent	4-0	110-39
Opponent out-rebounds K-State	0-1	57-83
K-State equals opponent in rebounds	0-1	6-10
K-State shoots 70% or better from FT Line	3-0	87-55
K-State has more FT attempts	2-0	102-43
Opponent has more FT attempts	2-2	64-82
K-State equals opponent in FT attempts	0-0	9-4
K-State shoots 40% or better from 3-pt range	3-0	68-17
K-State makes at least 6 3-pt FGs	4-1	117-63
K-State has more turnovers than opponent	2-1	47-63
K-State has less turnovers than opponent	2-1	114-56
K-State equals opponent in turnovers	0-0	13-11
K-State scores 100-plus points	0-0	0-0
K-State scores 90 or more points	0-0	7-1
K-State scores 80-89 points	1-0	38-4
K-State scores 70-79 points	2-0	58-23
K-State scores 60-69 points	1-2	56-50
K-State scores 50-59 points	0-0	17-39
K-State scores less than 50 points	0-0	0-14
Opponent scores 100-plus points	0-0	0-2
Opponent scores 90 or more points	0-0	0-4
Opponent scores 80-89 points	0-0	5-29
Opponent scores 70-79 points	0-2	18-44
Opponent scores 60-69 points	1-0	56-43
Opponent scores 50-59 points	1-0	68-9
Opponent scores less than 50 points	2-0	28-1
K-State has at least 2 in double figures	0-0	113-81
K-State has at least 3 in double figures	2-2	109-62
K-State has at least 4 in double figures	1-0	59-25
K-State has at least 5 in double figures	1-0	20-4
K-State has at least 6 in double figures	0-0	2-0
On Mondays	0-1	19-10
On Tuesdays	0-1	31-23
On Wednesdays	3-0	30-19
On Thursdays	0-0	6-5
On Fridays	0-0	17-12
On Saturdays	0-0	55-62
On Sundays	1-0	14-1
In November	3-2	42-16
In December	1-0	45-14
In January	0-0	33-41
In February	0-0	30-42
In March	0-0	24-19
On ESPN	0-0	7-16
On ESPN2	0-0	30-32
On ESPNU	0-0	33-30
On ESPNNews	0-2	0-2
On Big 12 Now on ESPN+	4-0	17-12

Miscellaneous

Current streak	Won 2
Home court streak	Won 6
Neutral court streak	Lost 3
Road streak	Lost 1
Consecutive games with a 3-point FG	445
All-Time Record	1,685-1,198

TEAM NOTES

HOPING FOR BETTER INJURY LUCK

► K-State is hoping for better luck on the injury front in 2021-22 after injuries were a major factor in the 2020-21 season, as 9 players combined to miss 75 games, which caused head coach **Bruce Weber** to start 3 true freshmen (**Davion Bradford**, **Selton Miguel** and **Nijel Pack**) a combined 71 times, which ranked second nationally to Kentucky.

► Only one other Division I team (Long Beach State) had more players miss time due to injuries in 2020-21.

► Although that luck has been tested early with promising big man **Seryee Lewis** going down with a season-ending knee injury in the preseason, along with injuries slowing down the progress made by junior **Carlton Linguard, Jr.**, and freshman **Maximus Edwards**. Linguard returned to the floor against North Dakota (11/28/21), while there is optimism about Edwards' progress.

MCGUIRL UTILIZES EXTRA SEASON

► K-State received some good news on March 23 when senior **Mike McGuirl** announced that he was utilizing his extra season and returning to the Wildcats for the 2021-22 season. Due to the COVID-19 pandemic, the NCAA announced in October that they had agreed to grant players an additional year of eligibility.

► An All-Big 12 Honorable Mention selection, McGuirl is coming off solid senior season in 2020-21, in which, he either led or was tied for the team lead in 12 categories, including points, field goals, 3-pointers, assists and steals. He was second in scoring (11.8 ppg.) to freshman teammate **Nijel Pack**.

► McGuirl's 20 double-digit scoring games doubled his entire career total (10) that he had entering the 2020-21 season. He opened the season with his first career 20-point game vs. Drake on November 25 with 22 points then equaled it against Fort Hays State on December 8, while he had a team-high 19 points in the upset of No. 7/8 Oklahoma on February 23. Of his 705 career points, 542 have come in the last two seasons in 58 games played with 49 starts (9.3 ppg.).

► The only player to start all 29 games, McGuirl showed his versatility by leading the Wildcats in scoring a team-best 11 times, while he also paced the team in rebounding 4 times, in assists 14 times and in steals on 10 occasions. He led the team in scoring (16), rebounding (9) and assists (5) in the win over TCU on February 20, a win which started the team's late surge to end the season (4 wins in the last 6 games).

THE 'CATS INK 3 HIGH-PROFILE TRANSFERS

► K-State got an infusion of experience with the addition of 3 high-profile Division I transfers in fifth-year **Mark Smith** (Missouri), junior **Markquis Nowell** and sophomore **Ismael (Ish) Massoud** (Wake Forest).

► Like McGuirl, Smith earned a second senior season due to the effects of the COVID-19 pandemic and will bring 100 games of experience to the court after playing at Illinois (2017-18) and Missouri (2018-21). Nowell, who was a Lou Henson All-American at Little Rock, averaged double figures in each of his three seasons as a Trojan. Massoud played in all 53 games of his Wake Forest career, averaging 8.3 points per game as a sophomore in 2020-21.

► The transfers presumably fill the Wildcats' greatest need from the 2020-21 season, which was a lack of production from the 3-point line. The team ranked 319th (out of 340 teams) in 3-point field goal percentage (29.6), while they

were 126th in total 3-point field goals made (191) and 243rd in 3-point field goals per game (6.6). The trio have combined for more than 400 triples (402) in their respective careers on 36.1 percent shooting.

► The trio made their impact in the first 6 games with Massoud and Smith each starting every game, while Nowell has averaged 21.7 minutes of the bench. They have combined for 163 points on 41.4 percent (58-of-140) shooting with 87 rebounds and 31 assists. Nowell has scored in double figures in 4 of 6 games, including 19 vs. No. 14/15 Illinois, while Massoud added 13 points vs. the Fighting Illini. Smith is the team's leading rebounder (7.5 rpg.).

A QUICK LOOK AT K-STATE

► K-State returns 9 lettermen, including 4 players (**Davion Bradford**, **Mike McGuirl**, **Selton Miguel** and **Nijel Pack**) who registered starts during its COVID-19 challenging 2020-21 campaign, which resulted in the Wildcats' second consecutive non-winning season at 9-20 overall and 4-14 in Big 12 play. In addition to these 4 players, the team will get back the services of several key lettermen, including juniors **Kaosi Ezeagu** and **Carlton Linguard, Jr.**, sophomores **Luke Kasubke** and **Seryee Lewis** and walk-on **Drew Honas**.

► The biggest headliner from the returners might be McGuirl, who opted to return for an extra season in 2021-22 after his senior season was hampered by the COVID-19 pandemic. He earned All-Big 12 Honorable Mention honors in 2020-21 after leading the Wildcats in 12 categories, including points (342), double-digit scoring games (20), field goals (112), 3-point field goals (60), assists (103), steals (30) and minutes (34.3).

► The freshmen trio of Bradford, Miguel and Pack had to grow up fast in their first season, starting together in 17 games with 12 of those coming in Big 12 play. The 71 combined starts by the three true freshmen in 2020-21 ranked second nationally only to Kentucky (72). The three combined to average 25.4 points, 10.4 rebounds, 5.6 assists and 2.0 steals in 2020-21, as Pack (12.7 ppg.) became the first true freshman to lead the Wildcats in scoring since 2013-14. Bradford (7.7 ppg.) and Miguel (7.2 ppg.) were fourth and fifth in scoring.

► Ezeagu started early on for K-State before an injury forced him to miss 10 games. He returned in mid-January as mostly a reserve, averaging 5.2 points on 67.7 percent (21-of-31) in his last 10 games. Linguard and Lewis each showed flashes in their first seasons, playing in 17 and 18 games, respectively, while Kasubke recovered from a preseason injury that forced him to miss the first 13 games to be a key contributor in the final 16 games.

■ WHAT'S BACK

Category	Total	Pct.
Scoring	1,287	71.8%
Minutes	4,002	69.0%
Field Goals Made	460	70.9%
3-Point Field Goals Made	149	78.0%
Free Throws Made	218	71.9%
Rebounds	537	56.3%
Assists	286	75.9%
Steals	108	67.1%
Blocks	34	77.3%

■ WELCOME THE NEWEST WILDCAT // TAJ MANNING [Class of 2022]



► Head coach **Bruce Weber** announced the signing of Kansas City area standout **Taj Manning** (*Grandview, Mo./La Lumiere School [Ind.]*) to a National Letter of Intent on the first day of the Fall National Signing Period on Wednesday (Nov. 10).

► A 6-foot-8, 215-pound power forward, Manning currently plays for prep school powerhouse La Lumiere School in La Porte, Ind., after a standout high school careers at both Grandview and Bishop Miege High Schools.

► Manning is rated among the top 200 prospects nationally (No. 191 by *247Sports*), including the top-40 power forwards (No. 38 by *247Sports*). He is a consensus 3-star prospects by both *247Sports* and *Rivals*.

► "We are really excited to welcome Taj and his family to K-State," said Weber. "He is not just a great fit for what we were looking for in this class from a position standpoint, but just a great fit for our program."

► Manning transferred to La Lumiere after guiding Bishop Miege to a 22-1 record and their sixth Class 4A State Championship this past spring. He registered a double-double in the state championship game, posting 18 points and grabbing a team-high 10 rebounds vs. Louisville.



BRUCE WEBER

HEAD COACH

Wisconsin-Milwaukee '78

24th Season Overall // 487-287 [.629]

10th at K-State // 174-132 [.569]

One of the winningest active Division I coaches with nearly 500 career wins and 13 NCAA Tournament appearances to his credit, **Bruce Weber** is in the midst of his 10th season at Kansas State in 2021-22. He was named the school's 24th head men's basketball coach on March 31, 2012.

Weber is nearing a coaching milestone, as he is just 13 wins shy of 500 in his head coaching career, which includes stints at Southern Illinois (1998-2003), Illinois (2003-11) and now K-State (2012-present). His 487 wins rank 28th among active Division I head coaches, while his .629 winning percentage places 51st among coaches with a minimum of five years of Division I experience.

Weber has guided the Wildcats to 20-win seasons and NCAA Tournament appearances five times during his tenure, including consecutive 25-win seasons in 2017-18 and 2018-19 for the first time in school history. K-State recorded its first 25-win season in five years and made its 12th trip to the Elite Eight in 2017-18 then followed it with another 25-win campaign and a third consecutive trip to the NCAA Tournament in 2018-19. The school was one of 24, including 15 in power conferences, to win at least 25 games in the 2017-18 and 2018-19 seasons. He is the first Wildcat coach to lead the program to multiple 25-win seasons (three).

During the Wildcats' run in the 2018 NCAA Tournament, Weber became just the 10th Division I head coach to take three different schools (Southern Illinois, Illinois and K-State) to the Sweet 16.

In addition to his 20-win seasons and NCAA Tournament appearances, Weber has steered K-State to a pair of Big 12 regular-season titles during his tenure, including the school's first conference championship in 36 seasons in his first season in 2012-13. His first Wildcat team won 27 games – the second-most wins in school history – and 14 in Big 12 play to tie for its first league title since the Big Eight crown in 1977. In 2018-19, he guided the school to its 21st conference championship with a 14-4 mark in league action. The 14 league wins in 2012-13 and 2018-19 tie for the most in school history, along with the perfect 14-0 Big Eight mark in 1958-59.

Weber's 174 wins are the third-most by a head coach in school history and the most since **Jack Hartman** retired as the school's winningest coach with 295 victories in 1986. He earned his 150th career victory at K-State in the 70-61 victory over TCU in March of 2019 to become the third head coach (joining Hall of Famers **Jack Hartman** and **Fred "Tex" Winter**) to eclipse 150 career wins. He is the fourth coach (Hartman, Winter and **Frank Martin**) to take the school to at least five NCAA Tournaments in a tenure, while only Hartman (seven) has more 20-win seasons.

Weber earned his 450th career victory in the Wildcats' 58-57 upset of No. 20/21 Iowa State at Hilton Coliseum on January 12, 2019. He is one of three current Big 12 head coaches to win 450 games in a career, along with a pair of Hall of Famers - West Virginia's **Bob Huggins** and Kansas' **Bill Self**.

Weber is one of 14 active Division I coaches to have been named conference Coach of the Year three times in three different leagues, including the Missouri Valley in 2003 at Southern Illinois, the Big Ten in 2005 at Illinois and the Big 12 in 2013 at K-State. In addition, he was the consensus 2005 National Coach of the Year in guiding the Fighting Illini to the NCAA championship game. Most recently, he was the co-recipient of the 2019 USA Basketball National Coach of the Year award after helping Team USA win the gold medal at the FIBA U19 World Cup in Greece.

Weber has tutored 14 players named to All-Big 12 teams the past nine seasons, including first team members **Rodney McGruder** (2013), **Dean Wade** (2018, 2019) and **Barry Brown, Jr.** (2019), second team picks **Angel Rodriguez** (2013), **Marcus Foster** (2014) and Brown (2018), third team honoree **Wes Iwundu** (2016, 2017) and honorable mention selections **Shane Southwell** (2013), **Thomas Gipson** (2014, 2015), **Will Spradling** (2014), Foster (2015), **Nino Williams** (2015), **D.J. Johnson** (2017), **Xavier Sneed** (2019, 2020) and **Kamau Stokes** (2019) and **Mike McGuirl** (2021).

In addition, Weber has helped mentor a Big 12 Defensive Player of the Year in Brown (2019), four All-Big 12 All-Defensive Team members in Rodriguez (2013), Iwundu (2016) and Brown (2018, 2019) as well as three players selected to the league's All-Newcomer Team, including Brown and Wade, who became the first Wildcat duo to be honored on all-rookie squad in 2015-16.

The Wildcats have also excelled off the court in Weber's nine seasons at the helm, as 19 student-athletes have earned Academic All-Big 12 recognition a total of 26 times, while players have combined to appear on the Big 12 Commissioner's Honor Roll 127 times since 2012. The program has had at least two Academic All-Big 12 selections in eight of Weber's nine seasons, including a school-record five Academic All-Big 12 selections (with four First Team honorees) in 2017. All 28 players who have completed their eligibility under Weber have earned their degrees.

Weber guided K-State through one of the most challenging seasons in its history in 2020-21, as the Wildcats had to navigate COVID-19 protocols on a near daily basis while fielding one of the nation's youngest teams. The team was able to finish on a high note by winning 4 of its last 6 games, including battling eventual national champion Baylor in a 74-68 loss at Phillips 66 Big 12 Championship.

K-State returned just four lettermen for the 2020-21 season, including only one senior (**Mike McGuirl**), while the team welcomed eight newcomers, including five true freshmen. The four returning lettermen were the fifth-fewest in Division I, while the three upperclassmen (one senior and two juniors) were only surpassed by three other teams. The nine total newcomers (including sophomore **Kaosi Ezeagu** who sat out the 2019-20 season) were the fourth-most among power-conference schools. The Wildcats' average age of 19.6 years ranked 336th out of 347 teams that played during the turbulent 2020-21 season.

In all, the Wildcats had just one player start all 29 games (**Mike McGuirl**), while it started three true freshmen (**Davion Bradford**, **Selton Miguel** and **Nijel Pack**) in 17 games, including 12 in Big 12 play. The 71 combined starts by true freshmen ranked second nationally to Kentucky's 72, while the 17 games with at least three true freshmen starters trailed just Duke (19) and Kentucky (18).

The trials of 2020-21 came after a rebuilding season in 2019-20 that was cut short after the Phillips 66 Big 12 Championship was cancelled due to the start of the COVID-19 pandemic. The non-winning season (11-21) snapped a streak of three consecutive 20-win seasons and was the first since the 2014-15 season.

In 2018-19, Weber led K-State to a 25-9 overall record, which included a share of the Big 12 regular-season title with a 14-4 conference mark, and a trip to the NCAA Tournament for the fifth time in his tenure, including the third consecutive season.

Known for being one of the top defensive coaches in the game, Weber's 2018-19 Wildcats were one of the top defensive teams in the country, allowing just 59.6 points per game, which ranked fourth nationally. It was the lowest opponent scoring average in school history since the introduction of the shot clock and the lowest since allowing 58.4 points per game in 1982-83.

The 2018-19 Big 12 Championship season came on the heels of perhaps the best coaching performance of Weber's career, in which, he guided a K-State team picked to finish eighth in the preseason Big 12 poll to a second 25-win season and its first trip to the Elite Eight in eight years in 2017-18.

The run to the Elite Eight in 2018 was the second straight NCAA Tournament for Weber's Wildcats, which tallied a 21-14 overall record to go with an 8-10 mark in Big 12 play in 2016-17. He led K-State to its first postseason victory in five seasons with a 95-88 win over Wake Forest in the First Four in Dayton before falling to Cincinnati in the NCAA South Regional.

Weber's record-setting inaugural season is considered one of the best in school history, as the Wildcats tallied a 27-8 overall record and a 14-4 mark in league play en route to its first-ever Big 12 regular season championship and a school-record fifth consecutive trip to the NCAA Tournament. The 27 wins were the second-most in school history.

For his efforts, Weber was named the 2013 Big 12 Coach of the Year by the league coaches and AP and District Coach of the Year by the National Association of Basketball Coaches (NABC) and the U.S. Basketball Writers Association (USBWA). He has now been named conference Coach of the Year on three different occasions in three leagues, the Missouri Valley (2003), Big Ten (2005) and Big 12 (2013).

Weber, 65, has compiled a 487-287 (.629) overall record in his 24 seasons as a head coach, which includes stints at Southern Illinois (1998-2003) and Illinois (2003-11). His teams have participated in postseason play 15 times, including 13 NCAA Tournament appearances. He has won 15 NCAA Tournament games, including trips to the Sweet 16 in 2002, 2004, 2005 and 2018 and the Elite Eight in 2005 and 2018, while he played in the NCAA Championship in 2005.

In all, Weber has 42 years of college coaching experience, which includes 19 seasons as an assistant coach for coaching legend **Gene Keady**, a native of Garden City, Kansas and a 1958 Kansas State graduate. Weber spent his entire assistant coaching career with Keady, first at Western Kentucky (1979-80) and then Purdue (1981-98). In Weber's 18 years at Purdue, the Boilermakers won six Big Ten titles and played in 14 NCAA Tournaments.

All told, he has been a part of more than 900 victories, 28 NCAA Tournament appearances and 15 conference championships in coaching stints at Western Kentucky, Purdue, Southern Illinois, Illinois and K-State.

Wildcats

■ BRUCE WEBER FILE

Experience	43rd year (10th at K-State)
Date Hired	March 31, 2012
Birthdate	October 19, 1956
Hometown	Milwaukee, Wis.
Wife	Megan
Children	Hannah, Christy, Emily
Grandchildren	Chipper, twins June and Clayton, Foster Brett

EDUCATION

- Wisconsin-Milwaukee '78 (B.A., Education)
- Western Kentucky '81 (M.A. Administration & Physical Education)

COACHING EXPERIENCE

- Western Kentucky, Assistant Coach [1979-80]
- Purdue, Assistant Coach [1981-98]
- Southern Illinois, Head Coach [1998-2003]
- Illinois, Head Coach [2003-12]
- K-State, Head Coach [2012-present]

COACHING AWARDS

- 2002-03 Missouri Valley Conference Coach of the Year [league coaches]
- 2004-05 Big Ten Conference Coach of the Year [league coaches]
- 2004-05 Nike Championship Basketball Clinic
- 2004-05 Victor Awards National Coach of the Year [Academy of American Sports Awards]
- 2004-05 Henry Iba Award [U.S. Basketball Writers Association]
- 2004-05 Adolph F. Rupp Cup Recipient [Commonwealth Athletic Cup of Kentucky]
- 2004-05 National Coach of the Year [Basketball Times]
- 2004-05 National Coach of the Year [The Sporting News]
- 2004-05 National Coach of the Year [National Association of Basketball Coaches]
- 2004-05 National Coach of the Year [The Associated Press]
- 2004-05 National Coach of the Year [Chevrolet/CBS]
- 2004-05 Naismith Trophy Coach of the Year [Atlanta Tipoff Club]
- 2007 Champion Award [Coaches vs. Cancer]
- 2012-13 District 8 Coach of the Year [National Association of Basketball Coaches]
- 2012-13 District VI Coach of the Year [U.S. Basketball Writers Association]
- 2012-13 Big 12 Conference Coach of the Year [league coaches]
- 2012-13 Big 12 Conference Coach of the Year [Associated Press]
- 2016 Graven Award [Wartburg College]
- 2018 Saluki Hall of Fame [Southern Illinois University]
- 2018-19 District VI Coach of the Year [U.S. Basketball Writers Association]
- 2019 Lifetime Achievement Award [Milwaukee Public Schools Association]
- 2019 USA Basketball co-National Coach of the Year

YEAR-BY-YEAR

Year	School	Record (Conf.)	Postseason
1998-99	So. Illinois	15-12 (10-8/t-5th)	--
1999-2000	So. Illinois	20-13 (12-6/3rd)	NIT Second Rd.
2000-01	So. Illinois	16-14 (10-8/t-4th)	--
2001-02	So. Illinois	28-8 (14-4/t-1st)	NCAA Sweet 16
2002-03	So. Illinois	24-7 (16-2/1st)	NCAA First Rd.
2003-04	Illinois	26-7 (13-3/1st)	NCAA Sweet 16
2004-05	Illinois	37-2 (15-1/1st)	NCAA Runner-Up
2005-06	Illinois	26-7 (11-5/t-2nd)	NCAA Second Rd.
2006-07	Illinois	23-12 (9-7/t-4th)	NCAA First Rd.
2007-08	Illinois	16-19 (5-13/t-9th)	--
2008-09	Illinois	24-10 (11-7/t-2nd)	NCAA First Rd.
2009-10	Illinois	21-15 (10-8/5th)	NIT Quarters
2010-11	Illinois	20-14 (9-9/t-4th)	NCAA Third Rd.
2011-12	Illinois	17-15 (6-12/t-9th)	--
2012-13	K-State	27-8 (14-4/t-1st)	NCAA Second Rd.
2013-14	K-State	20-13 (10-8/5th)	NCAA Second Rd.
2014-15	K-State	15-17 (8-10/t-6th)	--
2015-16	K-State	17-16 (5-13/t-8th)	--
2016-17	K-State	21-14 (8-10/6th)	NCAA First Rd.
2017-18	K-State	25-12 (10-8/4th)	NCAA Elite Eight
2018-19	K-State	25-9 (14-4/t-1st)	NCAA First Rd.
2019-20	K-State	11-21 (3-15/10th)	--
2020-21	K-State	9-20 (4-14/9th)	--
2021-22	K-State	4-2 (0-0)	--

BY THE NUMBER

Overall: 487-287 (.629)
At K-State: 174-132 (.569)
Conference Play: 227-179 | **Non-Conference Play:** 253-103
Home: 293-80 | **Away:** 107-138 | **Neutral:** 87-69
Overtime: 17-13 | **Conference Championship:** 25-21
Postseason Record: 18-15
NCAA Tournament: 15-13 | **NIT:** 3-2
vs. Top 25: 59-118 (27-65 at K-State)

2021-22 RESULTS

Overall Record: 4-2 (Home: 4-0 // Away: 0-0 // Neutral: 0-2)

Big 12 Record: 0-0 (Home: 0-0 // Away: 0-0)

Date	Rk	Opponent	Result	Streak	Record [Big 12]	High Scorer	High Rebounds	High Assists	High Steals	High Blocks	Attend.
Nov. 4	—/—	1PITTSBURG STATE	W 78-59	—	—	18 - Miguel	13 - Smith	5 - Smith	2 - Miguel/Nowell/Smith	2 - Landers	5,180
Nov. 10	—/—	FLORIDA A&M	W 67-57	Won 1	1-0	18 - Pack	7 - Miguel	6 - Nowell	2 - McGuirl/Pack	—	5,296
Nov. 17	—/—	OMAHA	W 79-64	Won 2	2-0	15 - Massoud/Pack	8 - Smith	6 - Miguel	2 - Nowell	2 - Ezeagu, Massoud	5,259
Nov. 22	—/—	2vs. 13/12 Arkansas	L 64-72	Lost 1	2-1	14 - Miguel/Pack	9 - Miguel	4 - McGuirl	2 - 3 players	1 - 3 players	9,409
Nov. 23	—/—	2vs. 14/15 Illinois	L 64-72	Lost 2	2-2	19 - Nowell	6 - Nowell	4 - Miguel	2 - 4 players	1 - Ezeagu	7,255
Nov. 28	—/—	NORTH DAKOTA	W 84-42	Won 1	3-2	18 - Nowell	10 - Smith	5 - McGuirl/Nowell	5 - Nowell	—	4,998
Dec. 1	—/—	UALBANY	W 71-43	Won 2	4-2	17 - Pack	10 - Miguel/Smith	3 - 3 players	2 - McGuirl/Nowell	1 - 4 players	5,195
Dec. 5	—/—	3@Wichita State									
Dec. 8	—/—	4MARQUETTE									
Dec. 12	—/—	GREEN BAY									
Dec. 19	—/—	@Nebraska									
Dec. 21	—/—	McNEESE STATE									
Dec. 29	—/—	MORGAN STATE									
Jan. 1	—/—	@Oklahoma*									
Jan. 4	—/—	TEXAS*									
Jan. 8	—/—	@West Virginia*									
Jan. 12	—/—	TCU*									
Jan. 15	—/—	TEXAS TECH*									
Jan. 18	—/—	@Texas*									
Jan. 22	—/—	KANSAS*									
Jan. 25	—/—	@Baylor*									
Jan. 29	—/—	5@Ole Miss									
Feb. 2	—/—	OKLAHOMA STATE*									
Feb. 5	—/—	@TCU*									
Feb. 9	—/—	BAYLOR*									
Feb. 12	—/—	@Iowa State*									
Feb. 14	—/—	WEST VIRGINIA*									
Feb. 19	—/—	@Oklahoma State*									
Feb. 22	—/—	@Kansas*									
Feb. 26	—/—	IOWA STATE*									
Feb. 28	—/—	@Texas Tech*									
Mar. 5	—/—	OKLAHOMA*									

1 – Exhibition (Bramlage Coliseum, Manhattan, Kan.)
2 – Hall of Fame Classic presented by Hotels.com (T-Mobile Center; Kansas City, Mo.)
3 – Played at INTRUST Bank Arena in Wichita, Kan.
4 – BIG EAST/Big 12 Battle (Bramlage Coliseum, Manhattan, Kan.)
5 – SEC/Big 12 Challenge (Sandy & John Black Pavilion at Ole Miss)
6 – Phillips 66 Big 12 Conference Tournament (T-Mobile Center; Kansas City, Mo.)
* – Big 12 Conference game

Attendance / Record Summary

► Overall

Site	G	W-L	Total	Avg.	High
Home	4	4-0	20,748	5,187	5,296 vs. Florida A&M (11/10/21)
Away	0	—	—	—	—
Neutral	2	0-2	16,664	8,332	9,409 vs. Arkansas (11/22/21)
Total	6	4-2	37,412	6,235	9,409 vs. Arkansas (11/22/21)

► Big 12

Site	G	W-L	Total	Avg.	High
Home	0	—	—	—	—
Away	0	—	—	—	—
Neutral	0	—	—	—	—
Total	0	—	—	—	—

Win/Loss Margin

	1	2	3	4	5	6	7	8	9	10	11	12	13	14	15	16	17	18	19	20-24	25+
Wins (4)										1					1						2
Losses (2)								2													

Largest Leads / Deficits

► When Leading

Largest Margin of Victory	42 vs. North Dakota (11/28/21)
Largest Overall Lead	44 vs. North Dakota (11/28/21)
Largest Halftime Lead	18 vs. North Dakota (11/28/21)
Largest Lead in a Loss	3 vs. Illinois (11/23/21)
Largest Halftime Lead in a Loss	—
Largest K-State Run	19-1 vs. North Dakota (11/28/21)

► When Trailing

Largest Margin of Defeat	8, twice
Largest Overall Deficit	18 by Arkansas (11/22/21)
Largest Halftime Deficit	18 by Arkansas (11/22/21)
Largest Deficit Overcome in a Win	4 vs. Florida A&M (11/10/21)
Largest Halftime Deficit in a Win	—
Largest Opponent Run	10-0 by Omaha (11/17/21)



2021-22 SEASON BOX SCORE

Overall Record: 4-2 (Home: 4-0 // Away: 0-0 // Neutral: 0-2)

No	Player	GP	GS	Min	Avg	TOTAL			3-PTS			REBOUNDS														
						FG	FGA	Pct	3FG	FGA	Pct	FT	FTA	Pct	Off	Def	Tot	Avg	PF	FO	A	TO	Blk	Stl	Pts	Avg
24	Nijel Pack	6	6	166	27.7	34	66	.515	18	37	.486	9	9	1.000	4	13	17	2.8	10	0	15	11	0	8	95	15.8
01	Markquis Nowell	6	0	130	21.7	24	53	.453	8	23	.348	14	17	.824	0	17	17	2.8	15	1	18	11	1	13	70	11.7
13	Mark Smith	6	6	152	25.3	21	46	.457	4	12	.333	10	15	.667	10	35	45	7.5	10	0	10	8	1	5	56	9.3
03	Selton Miguel	5	3	117	23.4	17	35	.486	3	8	.375	7	11	.636	7	24	31	6.2	8	0	15	8	1	3	44	8.8
20	Kaosi Ezeagu	6	6	93	15.5	17	22	.773	0	0	.000	12	20	.600	8	19	27	4.5	13	0	3	7	4	3	46	7.7
00	Mike McGuirl	6	3	140	23.3	14	37	.378	3	14	.214	7	10	.700	2	17	19	3.2	17	0	15	14	1	9	38	6.3
25	Ismael Massoud	6	6	171	28.5	13	41	.317	7	22	.318	4	4	1.000	0	25	25	4.2	12	0	3	5	3	4	37	6.2
21	Davion Bradford	5	0	78	15.6	8	15	.533	0	0	.000	2	4	.500	12	8	20	4.0	8	0	0	5	2	0	18	3.6
22	Luke Kasubke	6	0	92	15.3	6	18	.333	3	12	.250	0	0	.000	0	6	6	1.0	5	0	5	2	0	1	15	2.5
12	Carlton Linguard, Jr	1	0	4	4.0	1	1	1.000	0	0	.000	0	0	.000	0	0	0	0.0	0	0	0	0	0	0	2	2.0
33	Logan Landers	6	0	51	8.5	2	7	.286	0	1	.000	4	6	.667	4	4	8	1.3	7	0	1	1	0	1	8	1.3
23	Jordan Brooks	3	0	3	1.0	0	0	.000	0	0	.000	0	0	.000	0	0	0	0.0	1	0	0	0	0	0	0	0.0
14	Drew Honas	3	0	3	1.0	0	0	.000	0	0	.000	0	0	.000	0	1	1	0.3	0	0	0	0	0	0	0	0.0
TM	TEAM														6	8	14	2.3	0			5			0	
	TOTAL	6				157	341	.460	46	129	.357	69	96	.719	53	177	230	38.3	106	1	85	77	13	47	429	71.5
	OPPONENTS	6				125	337	.371	33	139	.237	67	107	.626	61	142	203	33.8	95	-	70	88	13	33	350	58.3

SCORE BY PERIODS:

	1st	2nd	OT	Total
Kansas State	197	232	—	429
Opponents	172	178	—	350

DEADBALL REBOUNDS:

	Off	Def	Total
Kansas State	14	3	17
Opponents	11	2	13

2021-22 GAME-BY-GAME STATISTICS

Opponent	W/L	1H	2H	OT	TOT	+/-	FGM-A	Pct.	3FM-A	Pct.	FTM-A	Pct.	OR	DR	TOT	+/-	A	TO	TO Mar	BLK	STL	PF
@KANSAS STATE	W	33	34	—	67	+10	21-50	42.0	9-22	40.9	16-25	64.0	9	26	35	+3	15	14	+4	0	5	16
Florida A&M		30	27	—	57		22-53	41.5	3-15	20.0	10-14	71.4	8	24	32		9	18		2	4	19
@KANSAS STATE	W	42	37	—	79	+15	28-53	52.8	9-19	47.4	14-16	87.5	8	33	41	+12	18	16	+2	5	6	13
Omaha		26	38	—	64		23-66	34.8	11-27	40.7	7-11	63.6	11	18	29		17	11		4	8	13
KANSAS STATE	L	24	40	—	64	-8	22-59	37.3	3-22	13.6	17-23	73.9	12	29	41	0	7	15	-3	3	7	25
vs. Arkansas		42	30	—	72		21-58	36.2	3-22	13.6	27-34	79.4	13	28	41		9	12		3	7	20
KANSAS STATE	L	31	33	—	64	-8	25-65	38.5	6-21	28.6	8-9	88.9	5	21	26	-16	9	4	+14	1	11	20
vs. Illinois		34	38	—	72		25-48	52.1	12-26	46.2	10-20	50.0	9	33	42		20	18		1	2	18
@KANSAS STATE	W	38	46	—	84	+42	35-58	60.3	9-19	47.4	5-10	50.0	4	35	39	+7	21	12	+5	0	13	15
North Dakota		20	22	—	42		17-58	29.3	3-31	9.7	5-13	38.5	11	21	32		8	17		0	7	9
@KANSAS STATE	W	29	42	—	71	+28	26-56	46.4	10-26	38.5	9-13	69.2	15	33	48	+21	15	16	-4	4	5	17
UAlbany		20	23	—	43		17-54	31.5	1-18	5.6	8-15	53.3	9	18	27		7	12		3	5	16
KANSAS STATE																						
@Wichita State																						
@KANSAS STATE																						
Marquette																						
@KANSAS STATE																						
Green Bay																						
KANSAS STATE																						
@Nebraska																						
@KANSAS STATE																						
McNeese State																						
@KANSAS STATE																						
Morgan State																						
KANSAS STATE																						
@Oklahoma																						
@KANSAS STATE																						
Texas																						
KANSAS STATE																						
@West Virginia																						
@KANSAS STATE																						
TCU																						
@KANSAS STATE																						
Texas Tech																						
KANSAS STATE																						
@Texas																						
@KANSAS STATE																						
Kansas																						
KANSAS STATE																						
@Baylor																						
KANSAS STATE																						
@Ole Miss																						
@KANSAS STATE																						
Oklahoma State																						
KANSAS STATE																						
@TCU																						
@KANSAS STATE																						
Baylor																						
KANSAS STATE																						
@Iowa State																						
@KANSAS STATE																						
West Virginia																						
KANSAS STATE																						
@Oklahoma State																						
KANSAS STATE																						
@Kansas																						
@KANSAS STATE																						
Iowa State																						
KANSAS STATE																						
@Texas Tech																						
@KANSAS STATE																						
Oklahoma																						
KANSAS STATE																						
vs. TBD																						

2021-22 SUPERLATIVES

Individual

Category	Kansas State	Opponent
Points Scored	19 - Markquis Nowell vs. Illinois (11/23/21)	27 - M.J. Randolph, Florida A&M (11/10/21)
Field Goals	8 - Markquis Nowell vs. North Dakota (11/28/21)	10 - M.J. Randolph, Florida A&M (11/10/21)
Field Goals Attempted	15 - Markquis Nowell vs. Illinois (11/23/21)	17 - M.J. Randolph, Florida A&M (11/10/21)
Highest FG Percentage (min. 5 made)	100.0 (6-of-6) - Mike McGuirl vs. North Dakota (11/28/21)	80.0 (8-of-10) - Kofi Cockburn, Illinois (11/23/21)
Highest FG Percentage (min. 10 made)	—	58.8 (10-of-17) - M.J. Randolph, Florida A&M (11/10/21)
3-Point Field Goals Made	5 - Nijel Pack vs. UAlbany (12/1/21)	7 - Alfonso Plummer, Illinois (11/23/21)
3-Point Field Goals Attempted	8 - Nijel Pack vs. North Dakota (11/28/21) 8 - Nijel Pack vs. UAlbany (12/1/21)	9 - Alfonso Plummer, Illinois (11/23/21)
3-Point Field Goal Percentage (min. 4 made)	62.5 (5-of-8) - Nijel Pack vs. UAlbany (12/1/21)	77.8 (7-of-9) - Alfonso Plummer, Illinois (11/23/21)
Free Throws	5 - Kaosi Ezeagu vs. Florida A&M (11/10/21) 5 - Markquis Nowell vs. Omaha (11/17/21)	10 - Chris Lykes, Arkansas (11/22/21)
Free Throws Attempted	8 - Kaosi Ezeagu vs. Florida A&M (11/10/21)	10 - Chris Lykes, Arkansas (11/22/21)
Free Throw Percentage (min. 5 made)	83.3 (5-of-6) - Markquis Nowell vs. Omaha (11/17/21)	100.0 (10-of-10) - Chris Lykes, Arkansas (11/22/21)
Offensive Rebounds	4 - Davion Bradford vs. UAlbany (12/1/21)	6 - Au'Diese Toney, Arkansas (11/22/21)
Defensive Rebounds	9 - Mark Smith vs. North Dakota (11/28/21)	9 - Kofi Cockburn, Illinois (11/23/21)
Total Rebounds	10 - Mark Smith vs. North Dakota (11/28/21) 10 - Selton Miguel vs. UAlbany (12/1/21) 10 - Mark Smith vs. UAlbany (12/1/21)	13 - Kofi Cockburn, Illinois (11/23/21)
Assists	6 - Markquis Nowell vs. Florida A&M (11/10/21) 6 - Selton Miguel vs. Omaha (11/17/21)	7 - Andre Curbelo, Illinois (11/23/21)
Blocked Shots	2 - Kaosi Ezeagu vs. Omaha (11/17/21) 2 - Ish Massoud vs. Omaha (11/17/21)	4 - Dylan Brougham, Omaha (11/17/21)
Steals	5 - Markquis Nowell vs. North Dakota (11/28/21)	3 - Felix Lemetti, Omaha (11/17/21) 3 - J.D. Notae, Arkansas (11/22/21) 3 - Paul Bruns, North Dakota (11/28/21)
Minutes Played	34 - Mark Smith vs. Florida A&M (11/10/21)	39 - M.J. Randolph, Florida A&M (11/10/21)

Team

K-State High	K-State Low	Category	Opponent High	Opponent Low
84 vs. North Dakota (11/28/21)	64 twice	Points Scored	72 twice	42 by North Dakota (11/28/21)
35 vs. North Dakota (11/28/21)	21 vs. Florida A&M (11/10/21)	Field Goals	25 by Illinois (11/23/21)	17 twice
65 vs. Illinois (11/23/21)	50 vs. Florida A&M (11/10/21)	Field Goals Attempted	66 by Omaha (11/17/21)	48 by Illinois (11/23/21)
60.3 vs. North Dakota (11/28/21)	37.3 vs. Arkansas (11/22/21)	FG Percentage	52.1 by Illinois (11/23/21)	29.3 by North Dakota (11/28/21)
10 vs. UAlbany (12/1/21)	3 vs. Arkansas (11/22/21)	3-Point Field Goals Made	12 by Illinois (11/23/21)	1 by UAlbany (12/1/21)
26 vs. UAlbany (12/1/21)	19 vs. Omaha (11/17/21)	3-Point Field Goals Attempted	31 by North Dakota (11/28/21)	15 by Florida A&M (11/10/21)
47.4 twice	13.6 vs. Arkansas (11/22/21)	3-Point Field Goal Percentage	46.2 by Illinois (11/23/21)	%5.6 by UAlbany (12/1/21)
17 vs. Arkansas (11/22/21)	5 vs. North Dakota (11/28/21)	Free Throws	27 by Arkansas (11/22/21)	5 by North Dakota (11/28/21)
25 vs. Florida A&M (11/10/21)	9 vs. Illinois (11/23/21)	Free Throws Attempted	34 by Arkansas (11/22/21)	11 by Omaha (11/17/21)
88.9 vs. Illinois (11/23/21)	50.0 vs. North Dakota (11/28/21)	Free Throw Percentage	79.4 by Arkansas (11/22/21)	38.5 by North Dakota (11/28/21)
15 vs. UAlbany (12/1/21)	4 vs. North Dakota (11/28/21)	Offensive Rebounds	13 by Arkansas (11/22/21)	8 by Florida A&M (11/10/21)
35 vs. North Dakota (11/28/21)	21 vs. Illinois (11/23/21)	Defensive Rebounds	33 by Illinois (11/23/21)	18 twice
48 vs. UAlbany (12/1/21)	26 vs. Illinois (11/23/21)	Total Rebounds	42 by Illinois (11/23/21)	27 by UAlbany (12/1/21)
25 vs. Arkansas (11/22/21)	13 vs. Omaha (11/17/21)	Fouls	20 by Arkansas (11/22/21)	9 by North Dakota (11/28/21)
1 vs. Arkansas (11/22/21)	0 5 times	Fouled Out	—	0 6 times
21 vs. North Dakota (11/28/21)	7 vs. Arkansas (11/22/21)	Assists	20 by Illinois (11/23/21)	7 by UAlbany (12/1/21)
16 twice	^4 vs. Illinois (11/23/21)	Turnovers	18 twice	11 by Omaha (11/17/21)
5 vs. Omaha (11/17/21)	0 twice	Blocked Shots	4 by Omaha (11/17/21)	0 by North Dakota (11/28/21)
13 vs. North Dakota (11/28/21)	5 twice	Steals	8 by Omaha (11/17/21)	2 by Illinois (11/23/21)
46 vs. North Dakota (11/28/21)	20 vs. Florida A&M (11/10/21)	Points in Paint	30 by Arkansas (11/22/21)	16 twice
25 vs. North Dakota (11/28/21)	14 vs. UAlbany (12/1/21)	Points off Turnovers	20 by Omaha (11/17/21)	3 by Illinois (11/23/21)
12 vs. UAlbany (12/1/21)	2 vs. North Dakota (11/28/21)	2nd Chance Points	16 by Arkansas (11/22/21)	3 by UAlbany (12/1/21)
12 vs. Omaha (11/17/21)	6 vs. Illinois (11/23/21)	Fast Break Points	17 by Omaha (11/17/21)	5 twice
28 twice	22 twice	Bench Points	39 by Omaha (11/17/21)	7 by Florida A&M (11/10/21)
42 vs. Omaha (11/17/21)	24 vs. Arkansas (11/22/21)	Points/1st Half	42 by Arkansas (11/22/21)	20 twice
54.8 vs. Omaha (11/17/21)	25.9 vs. Arkansas (11/22/21)	FG Percentage/1st Half	60.0 by Illinois (11/23/21)	27.8 by Omaha (11/17/21)
46 vs. North Dakota (11/28/21)	33 vs. Illinois (11/23/21)	Points/2nd Half	38 twice	22 by North Dakota (11/28/21)
69.0 vs. North Dakota (11/28/21)	33.3 vs. Illinois (11/23/21)	FG Percentage/2nd Half	46.4 by Illinois (11/23/21)	28.6 by North Dakota (11/28/21)

*Most in the Bruce Weber era | **Ties school record | ^Third-fewest in school history and fewest since 2013. | %Second-lowest by opponent in school history

2021-22 BIGGEST LEADS/TIME IN LEAD/SPECIALITY STATS

Date	Opponent	W/L	Score	KS Big	Opp Big	Ties	LC	KS in	Opp in	Tied	Paint		Off TOs		2nd Ch		Fast Bk		Bench	
				Lead	Lead			Lead	Lead		KS	Opp	KS	Opp	KS	Opp	KS	Opp	KS	Opp
Nov. 10	FLORIDA A&M	W	67-57	13	4	7	12	24:16	10:27	5:17	20	22	19	11	9	6	8	5	22	7
Nov. 17	OMAHA	W	79-64	26	—	—	—	39:17	—	0:43	34	22	19	20	4	7	12	17	22	39
Nov. 22	vs. 13/12 Arkansas	L	64-72	—	18	1	—	—	39:18	0:42	34	30	17	13	8	16	8	9	28	24
Nov. 23	vs. 14/15 Illinois	L	64-72	3	13	1	6	4:35	34:36	0:49	28	24	23	3	9	8	6	5	28	34
Nov. 28	NORTH DAKOTA	W	84-42	44	2	1	2	38:23	0:16	1:21	46	16	25	8	2	6	10	6	25	22
Dec. 1	UALBANY	W	71-43	28	2	2	4	34:47	3:18	1:55	24	16	14	14	12	3	7	8	24	20
Dec. 5	@Wichita State																			
Dec. 8	MARQUETTE																			
Dec. 12	GREEN BAY																			
Dec. 19	@Nebraska																			
Dec. 21	McNEESE STATE																			
Dec. 29	MORGAN STATE																			
Jan. 1	@Oklahoma*																			
Jan. 4	TEXAS*																			
Jan. 8	@West Virginia*																			
Jan. 12	TCU*																			
Jan. 15	TEXAS TECH*																			
Jan. 18	@Texas*																			
Jan. 22	KANSAS*																			
Jan. 25	@Baylor*																			
Jan. 29	@Ole Miss																			
Feb. 2	OKLAHOMA STATE*																			
Feb. 5	@TCU*																			
Feb. 9	BAYLOR*																			
Feb. 12	@Iowa State*																			
Feb. 14	WEST VIRGINIA*																			
Feb. 19	@Oklahoma State*																			
Feb. 22	@Kansas*																			
Feb. 26	IOWA STATE*																			
Feb. 28	@Texas Tech*																			
March 5	OKLAHOMA*																			

2021-22 INDIVIDUAL POINTS-REBOUNDS-ASSISTS

Date	Opponent	00	1	2	3	12	13	14	15	20	21	22	23	24	25	33
		McGuirl	Nowell	Edwards	Miguel	Linguard	Smith	Honas	Harris	Ezeagu	Bradford	Kasubke	Brooks	Pack	Massoud	Landers
Nov. 10	FLORIDA A&M	3-4-1	6-2-6	INJ	3-4-1	INJ	12-6-1	CD	CD	7-5-3	3-3-0	3-0-0	CD	18-3-3	5-3-0	0-0-0
Nov. 17	OMAHA	0-3-2	11-3-3	INJ	8-3-6	INJ	11-8-2	0-0-0	CD	8-6-0	8-5-0	3-2-0	0-0-0	15-0-5	15-6-0	0-1-0
Nov. 22	vs. 13/12 Arkansas	9-3-4	10-3-0	INJ	14-9-1	INJ	4-8-0	CD	CD	4-4-0	1-4-0	5-1-0	CD	14-2-2	0-3-0	3-1-0
Nov. 23	vs. 14/15 Illinois	5-4-0	19-6-2	INJ	0-2-4	INJ	4-3-3	CD	CD	4-2-0	2-2-0	2-0-0	CD	15-4-0	13-2-0	0-0-0
Nov. 28	NORTH DAKOTA	15-3-5	18-2-5	INJ	INJ	2-0-0	11-10-2	0-1-0	CD	15-7-0	INJ	0-1-3	0-0-0	16-3-2	2-7-3	5-3-1
Dec. 1	UALBANY	6-2-3	6-1-2	INJ	12-10-3	INJ	14-10-2	0-0-0	CD	8-3-0	4-6-0	2-2-2	0-0-0	17-5-3	2-4-0	0-3-0
Dec. 5	@Wichita State															
Dec. 8	MARQUETTE															
Dec. 12	GREEN BAY															
Dec. 19	@Nebraska															
Dec. 21	McNEESE STATE															
Dec. 29	MORGAN STATE															
Jan. 1	@Oklahoma*															
Jan. 4	TEXAS*															
Jan. 8	@West Virginia*															
Jan. 12	TCU*															
Jan. 15	TEXAS TECH*															
Jan. 18	@Texas*															
Jan. 22	KANSAS*															
Jan. 25	@Baylor*															
Jan. 29	@Ole Miss															
Feb. 2	OKLAHOMA STATE*															
Feb. 5	@TCU*															
Feb. 9	BAYLOR*															
Feb. 12	@Iowa State*															
Feb. 14	WEST VIRGINIA*															
Feb. 19	@Oklahoma State*															
Feb. 22	@Kansas*															
Feb. 26	IOWA STATE*															
Feb. 28	@Texas Tech*															
March 5	OKLAHOMA*															

2021-22 MISCELLANEOUS SEASON/CAREER STATS

SEASON	Team Leader			Games With					Double-Doubles	
	Points	Rebounds	Assists	10+Pts	20+Pts	30+Pts	10+Rebs	10+Asts	Point/Reb.	Point/Ast.
Davion Bradford										
Jordan Brooks										
Maximus Edwards										
Kaosi Ezeagu										
Trey Harris										
Drew Honas										
Luke Kasubke										
Logan Landers										
Seryee Lewis										
Carlton Linguard, Jr.										
Ish Massoud	1			2						
Mike McGuirl			3	1						
Selton Miguel	1	3	3	3			1		1	
Markquis Nowell	2	1	2	4						
Nijel Pack	4		1	6						
Mark Smith		3		4			2		2	

CAREER	Team Leader			Games With					Double-Doubles	
	Points	Rebounds	Assists	10+Pts	20+Pts	30+Pts	10+Rebs	10+Asts	Point/Reb.	Point/Ast.
Davion Bradford	4	7		10			1			
Josh Brooks										
Maximus Edwards										
Kaosi Ezeagu		2		2						
Trey Harris										
Drew Honas										
Luke Kasubke										
Logan Landers										
Seryee Lewis										
Carlton Linguard, Jr.				1						
Ish Massoud	1			13	1	1				
Mike McGuirl	13	7	22	31	2					
Selton Miguel	2	5	10	10			1		1	
Markquis Nowell	2	1	2	51	17	3		5		5
Nijel Pack	15	1	13	22	3					
Mark Smith		3		44	5		3		3	

DUNKS	SEASON	CAREER
Kaosi Ezeagu	9	21
Davion Bradford	3	35
Mike McGuirl	1	5
Nijel Pack	1	1
Mark Smith	1	1
Selton Miguel	0	3
Seryee Lewis	0	2

FTs in LAST 5 MINUTES	SEASON	CAREER
Nijel Pack	4-4	12-15
Markquis Nowell	4-5	4-5
Mark Smith	4-6	4-6
Mike McGuirl	2-4	39-51
Selton Miguel	1-2	15-22
Luke Kasubke	0-0	8-10
Davion Bradford	0-0	5-8
Kaosi Ezeagu	0-0	4-7
Seryee Lewis	0-0	2-5

CHARGES DRAWN	SEASON	CAREER
Kaosi Ezeagu	2	8
Nijel Pack	2	7
Luke Kasubke	1	2
Logan Landers	1	1
Markquis Nowell	1	1
Mark Smith	1	1
Mike McGuirl	0	16

**PLAY HARD CHART	SEASON	CAREER
Mark Smith	28	28
Markquis Nowell	25	25
Kaosi Ezeagu	21	106
Nijel Pack	18	135
Davion Bradford	17	113
Selton Miguel	14	117
Mike McGuirl	21	383
Ish Massoud	10	10
Luke Kasubke	9	42
Logan Landers	8	8
Carlton Linguard, Jr.	0	17
Seryee Lewis	0	15

***A point system based on the number of deflections/blocks, steals, dives, loose balls, offensive rebounds and charges and named in honor of former K-State director of development Wayne McClain who passed away on Oct. 15, 2014.*

STARTING LINEUP (1)	SEASON	CAREER
McGuirl, Smith, Pack, Massoud, Ezeagu	3-0	2-0
Miguel, Smith, Pack, Massoud, Ezeagu	1-2	1-2

GAMES MISSED	
Maximus Edwards	6
Seryee Lewis	6
Carlton Linguard, Jr.	5
Davion Bradford	1
Selton Miguel	1
TOTAL	17

TOP SCORING PERFORMANCES
19, Markquis Nowell vs. Illinois (11/23/21)
18, Nijel Pack vs. Florida A&M (11/10/21)
18, Markquis Nowell vs. North Dakota (11/28/21)
17, Nijel Pack vs. UAlbany (12/2/21)

TOP REBOUNDING PERFORMANCES
10, Mark Smith vs. North Dakota (11/28/21)
10, Selton Miguel vs. UAlbany (12/2/21)
10, Mark Smith vs. UAlbany (12/2/21)

TOP ASSIST PERFORMANCES
6, Markquis Nowell vs. Florida A&M (11/10/21)
6, Selton Miguel vs. Omaha (11/17/21)

TOP 3-POINT FG PERFORMANCES
5, Nijel Pack vs. UAlbany (12/2/21)
4, Nijel Pack vs. Florida A&M (11/10/21)
4, Nijel Pack vs. North Dakota (11/28/21)
3, 3 times

TOP STEAL PERFORMANCES
5, Markquis Nowell vs. North Dakota (11/28/21)

TOP BLOCK PERFORMANCES
2, Kaosi Ezeagu vs. Omaha (11/17/21)
2, Ish Massoud vs. Omaha (11/17/21)



2021-22 BOXSCORES/RECAPS

04 14/15 ILLINOIS

Nov. 23, 2021 | Kansas City, Mo. / T-Mobile Center

Illinois	34	38	—	72
K-STATE	31	33	—	64

▶ No. 14/15 Illinois broke open a tight contest with a decisive 21-7 run midway through the second half, which included five 3-point field goals, to pull away from K-State on Nov. 23 in the consolation game of the Hall of Fame Classic in front of 7,255 at the T-Mobile Center.

▶ A night after shooting 28.1 percent from the field, including 13.6 percent from 3-point range, in a loss to Cincinnati, the Fighting Illini seemed to make every shot against the Wildcats, as they connected on 52.1 percent (25-of-48) from the field, including 12 makes from 3-point range on 46.2 percent (12-of-26) shooting. Seven of those 12 triples came from senior **Alfonso Plummer**, who finished the night with 21 points on 7-of-9 shooting from long range.

▶ K-State, on the other hand, couldn't find any offensive rhythm, connecting on just 38.5 percent (25-of-65) from the field, including 28.6 percent (6-of-21) from 3-point range, with just 9 assists on 25 made field goals. After shooting 44.8 percent (13-of-29) to help close the deficit to 34-31 at the half, the team couldn't sustain that output in the second half, shooting just 33.3 percent (12-of-36) from the field, including 23.1 percent (3-of-13) from long range.

▶ Junior reserve **Markquis Nowell** had his best night as a Wildcat, coming off the bench to score a team-high 19 points on 7-of-15 field goals to go with team-best in rebounds (6) and steals (2) in 25 minutes. He was joined in double figures by sophomores **Nijel Pack** (15) and **Ish Massoud** (13). The trio combined for 47 of the Wildcats' 64 points, as the rest of the team managed just 17 points on 8-of-26 shooting, including 1-of-7 from 3-point range.

▶ After falling behind by as many as 7 points in the first half, the Wildcats seemed to find some momentum in the early part of the second half, rattling off 6 straight points to open the half for a 37-34 lead and force a timeout by Illinois.

▶ The Illini responded out of the timeout with 7 straight point to push back ahead, 41-37, at the 16:24 mark, but Massoud went on a 5-0 run himself, including a 3-pointer to give the Wildcats the lead at 42-41 with 14:40 to play.

▶ However, back-to-back 3-pointers from Plummer and fifth-year senior **Jacob Grandison** started a stretch of 9 straight points by Illinois, which turned into the larger 21-7 run, flipping the 1-point deficit into as much as 13-point advantage. Plummer hit 3 of his game-high 7 3-pointers during this stretch.

ILLINOIS (3-2)															
No.	Name	PTS	FG	3FG	FT	O	D	R	PF	A	TO	S	B	MIN	
33	HAWKINS, Coleman	F	6	2-5	2-5	0-0	0	4	4	3	3	3	1	0	25
21	COCKBURN, Kofi	C	23	8-10	0-0	7-13	4	9	13	4	2	4	1	1	31
01	FRAZIER, Trent	G	0	0-5	0-4	0-0	0	1	1	3	5	3	0	0	26
05	CURBELLO, Andre	G	6	2-5	1-1	1-1	1	2	3	1	7	2	0	0	20
20	WILLIAMS, DaMonte	G	3	1-5	1-4	0-1	1	6	7	1	1	3	0	0	31
03	GRANDISON, Jacob	B	8	3-4	1-1	1-2	1	2	3	1	0	0	0	0	18
04	PAYNE, Omar	1	0-0	0-0	1-2	0-1	1	1	1	0	0	0	0	0	4
22	HUTCHERSON, Austin	4	2-4	0-2	0-1	0	4	4	2	2	1	0	0	0	21
11	PLUMMER, Alfonso	21	7-10	7-9	0-0	0	0	0	1	0	2	0	0	0	19
13	BOSMAN-VERDONK, Benjamin	0	0-0	0-0	0-0	1	0	1	0	0	0	0	0	0	4
TEAM						1 4 5									
TOTALS		72	25-48	12-26	10-20	9	33	42	18	20	18	2	1	0	200

	FG	FG%	3FG	3FG%	FT	FT%	Deadball Rebounds: 2,1
1st Half	13-20	60.0	5-12	41.7	5-8	62.5	Biggest Run: 9 (11:26-2H)
2nd Half	13-28	46.4	7-14	50.0	5-12	41.7	Largest Lead: 13 (5:57 2H)
GAME	25-48	52.1	12-26	46.2	10-20	50.0	Technical Fouls: None

K-STATE (2-2)														
No.	Name	PTS	FG	3FG	FT	O	D	R	PF	A	TO	S	B	MIN
20	EZEAGU, Kaosi	F	4	2-3	0-0	0-0	1	2	3	0	0	1	1	12
25	MASSOUD, Ismael	F	13	4-10	3-5	2-2	2	2	1	0	0	2	0	32
03	MIGUEL, Selton	G	0	0-4	0-1	0-0	0	2	3	4	0	1	0	18
13	SMITH, Mark	G	4	2-8	0-2	0-0	2	1	3	2	3	1	2	26
24	PACK, Nijel	G	15	6-14	1-4	2-2	0	4	4	2	0	0	2	30
21	BRADFORD, Davion	2	1-1	0-0	0-0	1	1	2	3	0	0	0	0	18
00	MCGUIRL, Mike	5	2-8	1-3	0-0	1	3	4	2	0	1	1	0	22
01	NOWELL, Markquis	19	7-15	1-5	4-5	0	6	6	3	2	1	2	0	25
22	KASUBKE, Luke	2	1-1	0-0	0-0	0	0	0	0	0	0	0	0	7
33	LANDERS, Logan	0	0-1	0-1	0-0	0	0	1	0	0	0	0	0	10
TEAM						0	1	1						
TOTALS		64	25-65	6-21	8-9	5	21	26	20	9	4	11	1	200

	FG	FG%	3FG	3FG%	FT	FT%	Deadball Rebounds: 2,1
1st Half	13-29	44.8	3-8	37.5	2-2	100.0	Biggest Run: 9 (17:54 2H)
2nd Half	12-36	33.3	3-13	23.1	6-7	85.7	Largest Lead: 3 (17:54 2H)
GAME	25-65	38.5	6-21	28.6	8-9	88.9	Technical Fouls: None

Officials: Kipp Kissinger, Kelly Self, Lee Cassell
 Attendance: 7,255 | Start Time: 6:01 p.m. | Game Duration: 2:07
 Illinois led for 34:36 // K-State led 4:35 // Game was tied for 0:47
 Lead Changes: 6 // Times Tied: 1

Points From	Off Turnovers	Paint	2nd Chance	Fast Break	Bench
Illinois	3	24	8	5	34
K-State	23	28	9	6	28

05 NORTH DAKOTA

Nov. 28, 2021 | Manhattan, Kan. / Bramlage Coliseum

North Dakota	20	22	—	42
K-STATE	38	46	—	84

▶ K-State responded from its consecutive losses to Top 15 opponents earlier in the week with perhaps its most complete effort of the season, as the Wildcats easily dispatched North Dakota, 84-42, on Sunday at Bramlage Coliseum.

▶ The Wildcats connected on 60.3 percent (35-of-58) of their field goals, including 69 percent (20-of-29) in the second half, to post their first 80-point game since scoring 84 against West Virginia on Jan. 18, 2020. More than half of the 84 points came in the paint (46) with the team dishing out a season-high 21 assists. It marked the first time the Wildcats had shot better than 60 percent since hitting on 62.5 percent (35-of-56) vs. Alabama State on Dec. 11, 2019.

▶ Five Wildcats scored in double figures for the first time this season led by a game-high 18 points from reserve **Markquis Nowell**, who collected double-figure points for the fourth straight game. Nowell, who hit on 8-of-12 field goals, also added a game-high 5 assists and 5 steals in 22 minutes. Sophomore **Nijel Pack**, who has double figures in all 5 games, scored 16 points on 6-of-10 shooting, including 4-of-8 from 3-point range, while junior **Kaosi Ezeagu** and senior **Mike McGuirl** each added 15 points.

▶ Fifth-year senior **Mark Smith** registered his second career double-double, including his first as a Wildcat, with 11 points on 5-of-11 field goals, and a game-high 10 rebounds in 26 minutes.

▶ The defense was equally as potent, as K-State held North Dakota (2-5) to nearly 30 points under their scoring average (70.0 ppg.) on just 29.3 percent (17-of-58) shooting, including 9.7 percent (3-of-31) from 3-point range. The Wildcats harassed the Fighting Hawks into 17 turnovers, including a season-high 13 on steals, while converting those into 25 points. It was the fewest points allowed by the team since holding Alabama State to 41 on Dec. 11, 2019.

▶ The game was close in the early going before before the Wildcats rattled off a 19-1 run, which included a stretch of 16 straight points, to push the lead to 36-16 after a 3-pointer by McGuirl with 3:53 to play before the half.

▶ Leading 38-20 at the half, K-State had a strong start to the second half, scoring 16 of the first 20 points to take a 54-24 lead into the media timeout with 11:49 to play. Four Wildcats (Ezeagu, Pack, Nowell, McGuirl) had points in the stretch, including a pair of 3-pointers by Pack.

NORTH DAKOTA (2-5)															
No.	Name	PTS	FG	3FG	FT	O	D	R	PF	A	TO	S	B	MIN	
10	TSARTSIDZE, Tsotne	F	0	0-6	0-3	0-0	2	2	4	2	1	0	0	0	20
35	SUEKER, Mitchell	F	8	3-9	1-3	1-3	1	4	5	1	2	0	0	0	23
00	NERO, Caleb	G	2	1-6	0-3	0-0	0	2	2	1	1	0	0	0	20
11	PANOAM, Bentliu	G	10	5-11	0-5	0-0	1	4	5	1	2	4	2	0	31
21	IGBANUGO, Ethan	G	0	0-3	0-3	0-2	0	0	0	1	1	1	1	0	14
02	NORMAN, Matt	0	0-2	0-2	0-0	0	0	0	1	1	0	1	0	0	9
23	BURNS, Paul	16	7-11	2-5	0-1	0	1	1	1	1	4	3	0	0	27
03	GRANT, Reid	2	1-7	0-5	0-0	0	4	4	0	0	3	1	0	0	18
34	MATTHEWS, Brian	4	0-0	0-0	4-4	2	3	3	0	0	1	0	0	0	19
32	HOWARD, Brendan	0	0-1	0-0	0-0	0	1	1	0	1	0	1	0	0	8
15	DANIELSON, Brady	0	0-2	0-2	0-3	4	0	4	1	0	1	0	0	0	13
TEAM						1	2	3							
TOTALS		42	17-58	3-31	5-13	11	21	32	9	8	17	7	0	200	

	FG	FG%	3FG	3FG%	FT	FT%	Deadball Rebounds: 3,0
1st Half	9-30	30.0	1-15	6.7	1-5	20.0	Biggest Run: 4 (3:14 1H)
2nd Half	8-28	28.6	2-16	12.5	4-8	50.0	Largest Lead: 2 (19:43 1H)
GAME	17-58	29.3	3-31	9.7	5-13	38.5	Technical Fouls: None

K-STATE (3-2)															
No.	Name	PTS	FG	3FG	FT	O	D	R	PF	A	TO	S	B	MIN	
20	EZEAGU, Kaosi	F	15	6-7	0-0	3-6	1	6	7	2	0	3	1	0	20
25	MASSOUD, Ismael	F	2	1-5	0-1	0-0	0	7	7	2	3	1	2	0	28
00	MCGUIRL, Mike	G	15	6-6	2-2	1-2	0	3	3	2	5	2	3	0	31
13	SMITH, Mark	G	11	5-11	1-2	0-0	1	9	10	0	2	0	1	0	26
24	PACK, Nijel	G	16	6-10	4-8	0-0	0	3	3	2	3	0	0	0	25
01	NOWELL, Markquis	18	12-12	2-4	0-0	0	2	2	2	5	2	5	0	0	22
22	KASUBKE, Luke	0	0-2	0-2	0-0	0	1	1	1	3	0	0	0	0	25
33	LANDERS, Logan	5	2-4	0-0	1-2	1	2	3	2	1	1	1	0	0	16
12	LINGUARD, Jr., Carlton	2	1-1	0-0	0-0	0	0	0	0	0	0	0	0	0	4
14	HONAS, Drew	0	0-0	0-0	0-0	0	1	1	0	0	0	0	0	0	14
23	BROOKS, Jordan	0	0-0	0-0	0-0	0	0	0	0	0	0	0	0	0	1+
TEAM						1	1	2							
TOTALS		84	35-58	9-19	5-10	4	35	39	15	21	12	13	0	20	200

	FG	FG%	3FG	3FG%	FT	FT%	Deadball Rebounds: 3,0
1st Half	15-29	51.7	6-13	46.2	2-5	40.0	Biggest Run: 16 (5:17 1H)
2nd Half	20-29	69.0	3-6	50.0	3-5	60.0	Largest Lead: 44 (0:20 2H)
GAME	35-58	60.3	9-19	47.4	5-10	50.0	Technical Fouls: None

Officials: John Higgins, Roger Ayers, Keith Kimble
 Attendance: 4,998 | Start Time: 4:01 p.m. | Game Duration: 1:43
 K-State led 38:23 // UND led 00:16 // Game was tied for 1:21
 Lead Changes: 0 // Times Tied: 2

Points From	Off Turnovers	Paint	2nd Chance	Fast Break	Bench
UND	8	16	6	6	22
K-State	25	46	2	10	25

06 UALBANY

Dec. 1, 2021 | Manhattan, Kan. / Bramlage Coliseum

UAlbany	20	23	—	43
K-STATE	29	42	—	71

▶ K-State once again used its defense to stifle an opponent at Bramlage Coliseum, as the Wildcats held UAlbany to 31.5 percent shooting, including just 5.6 percent from 3-point range, en route to a 71-43 win on Wednesday night.

▶ Combined with 42 allowed to North Dakota on Sunday, the Wildcats have now held consecutive opponents under 50 points for the first time since 2015, while the 85 combined points in the last 2 games were the fewest since holding Lamar (55) and Alabama-Huntsville (26) to 81 on Nov. 12-13, 2012.

▶ The Great Danes, which hit on their first 3-point field goal before missing their final 17 attempts, were held to the second-lowest 3-point field goal percentage by an opponent in school history and the lowest since Oklahoma connected on a school-record low 4.8 percent (1-of-21) on Jan. 21, 1993.

▶ K-State has now held 29 opponents to 50 or less under head coach **Bruce Weber**, while the Wildcats moved to 96-10 all-time under Weber when holding an opponent to 60 points or less.

▶ Offensively, the Wildcats did most of their damage from beyond the arc, knocking down a season-high 10 3-pointers, including 5 from sophomore **Nijel Pack**, who finished with a game-high 17 points. Pack, who leads the Big 12 in 3-point field goals per game (3.0) and is second in 3-point field goal percentage (48.6), has now hit on 3 or more 3-pointers in 15 of his 30 career games. He has now led the team in scoring in 4 of 6 games this season.

▶ Pack was joined in double figures by fifth-year senior **Mark Smith** and sophomore **Selton Miguel**, who each registered double-doubles. It marked the first time a pair of Wildcats each collected double-doubles in the same game since March 2014. Smith, who posted his second consecutive double-double and the third of his career, finished with 14 points on 4-of-7 field goals to go with a career-tying 10 rebounds. Miguel earned his first double-double with 12 points on 4-of-8 shooting and a career-best 10 boards.

▶ Despite the final score, UAlbany made things difficult for K-State in the early going, taking the lead on several occasions and pulling to within a 17-all tie with 6:35 before halftime. However, the Wildcats responded with an 11-0 run to take the lead for good and pushing to as many as 28 in the second half. Over a 13-minute span between the two halves, K-State outscored UAlbany, 30-10.

UALBANY (

THE LAST TIME K-STATE...

Team

K-State was ranked No. 1 in AP Top 25: March 14, 1959
K-State was ranked in AP Top 25: No. 18 (March 18, 2019 // Final)
K-State was ranked in USA Today Coaches Poll: No. 19 (April 9, 2019 // Final)
Played AP No. 1-ranked opponent: Lost vs. Baylor, 77-68 (Jan. 14, 2017)
Defeated AP No. 1-ranked opponent: Oklahoma, 80-69 (Feb. 6, 2016)
Defeated AP No. 1-ranked opponent on road: Kansas, 68-64 (Jan. 17, 1994)
Played AP No. 2-ranked opponent: Lost to Baylor, 74-68 (March 11, 2021)
Defeated opponent ranked 3-10 by AP: No. 7 Oklahoma, 62-57 (Feb. 23, 2021)
Defeated opponent ranked 3-10 by AP on the road: No. 2 Baylor, 56-54 (Feb. 4, 2017)
Defeated opponent ranked 11-25 by AP: No. 12 West Virginia, 84-68 (Jan. 18, 2020)
Defeated AP Top 25 opponent at home: No. 7 Oklahoma, 62-57 (Feb. 23, 2021)
Defeated AP Top 25 opponent on the road: No. 20 Oklahoma, 74-61 (Jan. 16, 2019)
Defeated consecutive AP Top 25 opponents on the road:
 No. 20 Iowa State, 58-57 (Jan. 12, 2019) and No. 20 Oklahoma, 74-61 (Jan. 16, 2019)
Defeated AP Top 25 opponent at neutral site: No. 18 Kentucky, 61-58 (March 22, 2018)

Scoring

Scored 20 or more points: 23 by Nijel Pack vs. TCU (March 10, 2021)
Reserve scored 20 or more points: 23 by Antonio Gordon vs. Baylor (Dec. 19, 2020)
Freshman scored 20 or more points: 23 by Nijel Pack vs. TCU (March 10, 2021)
Scored 30 or more points: 31 by Xavier Sneed vs. Iowa State (March 7, 2020)
Freshman scored 30 or more points: 34 by Marcus Foster vs. Texas (Feb. 8, 2014)
Scored 35 or more points: 38 by Barry Brown, Jr., vs. Oklahoma State (Jan. 10, 2018)
Scored 40 or more points: 44 by Denis Clemente at Texas (Jan. 31, 2009)
Scored 50 or more points: 62 by Askia Jones vs. Fresno State (March 24, 1994) *school record*
Two or more Wildcats scored 30 or more points in same game:
 Michael Beasley (44) and Bill Walker (31) at Baylor (Feb. 23, 2008)
Two or more Wildcats scored 20 or more points in same game:
 Barry Brown, Jr. (25) and Dean Wade (20) at Oklahoma (Jan. 16, 2019)
Three or more Wildcats scored 20 or more points in same game:
 Dean Wade (34), Kamau Stokes (23) and Barry Brown, Jr., (21) at Iowa State (Dec. 29, 2017)
Scored 20 points in one half: 26 (1st) by Xavier Sneed vs. Iowa State (March 7, 2020)
Scored 20 points/two straight games:
 Barry Brown, Jr., (2), 23 vs. Iowa State (Feb. 16, 2019) and 21 at West Virginia (Feb. 18, 2019)
Scored 20 points/three straight games: Barry Brown, Jr. (3), 29 vs. West Virginia (Jan. 9, 2019); 23 at Iowa State (Jan. 12, 2019); 25 at Oklahoma (Jan. 16, 2019)
Scored 30 points/two straight games:
 Michael Beasley, 30 vs. George Mason (Nov. 22, 2007) and 30 vs. UCF (Nov. 23, 2007)
No Wildcat scored in double figures: at Nebraska (Jan. 26, 1983)
One Wildcat scored in double figures: DaJuan Gordon (12) vs. Kansas (Feb. 17, 2021)
Four Wildcats scored in double figures:
 Ish Massoud (15), Nijel Pack (15), Markquis Nowell (11), Mark Smith (11) vs. Omaha (Nov. 17, 2021)
Five Wildcats scored in double figures: Markquis Nowell (18), Nijel Pack (16), Kaosi Ezeagu (15), Mike McGuirl (15), Mark Smith (11) vs. North Dakota (Nov. 28, 2021)
Six Wildcats scored in double figures: D.J. Johnson (19), Barry Brown, Jr. (14), Xavier Sneed (12), Wesley Iwundu (11), Kamau Stokes (10) and Dean Wade (10) vs. Colorado State (Dec. 17, 2016)
All five Wildcat starters scored in double figures: Cartier Diarra (15), Barry Brown, Jr. (13), Xavier Sneed (11), Makol Mawien (10) and Kamau Stokes (10) vs. Iowa State (March 15, 2019)
K-State scored 70 or more points: 71 vs. UAlbany (Dec. 1, 2021)
K-State scored 80 or more points: 84 vs. North Dakota (Nov. 28, 2021)
K-State scored 90 or more points: 95 vs. Eastern Kentucky (Nov. 16, 2018)
K-State scored 100 or more points: 100 vs. North Florida (Dec. 31, 2010)

Field Goal Shooting

Made 10 or more field goals: 10 by Xavier Sneed vs. Iowa State (March 7, 2020)
Made 15 or more field goals: 15 by Michael Beasley vs. Nebraska (Feb. 6, 2008)
100 percent from the field (min. 10 att): 100.0% (11-11) by Eddie Elder vs. Colorado (Feb. 23, 1985)
100 percent from the field (min. 5 att): 100.0% (9-9) by Antonio Gordon vs. Baylor (Dec. 19, 2020)
K-State connected on 50 percent or better: 60.3% (35-58) vs. North Dakota (Nov. 28, 2021)
K-State connected on 50 percent or better in both halves:
 51.7% (15-29)/1st half and 69.0% (20-29)/2nd half vs. North Dakota (Nov. 28, 2021)
K-State connected on 60 percent or better: 60.3% (35-58) vs. North Dakota (Nov. 28, 2021)
K-State connected on 60 percent or better in both halves:
 62.5% (15-24)/1st half and 69.6% (16-23)/2nd half vs. Wake Forest (March 14, 2017)
K-State connected on 70 percent or better: 70% (42-60) vs. Southern Colorado (Nov. 30, 1985)
K-State made 30 or more field goals: 35 vs. North Dakota (Nov. 28, 2021)
K-State made 40 or more field goals: 41 vs. Missouri (Jan. 3, 1998)
K-State made 45 or more field goals: 49 vs. Morgan State (Jan. 5, 1985) *school record*
K-State made 50 or more field goals: *Never been done in recorded school history*
K-State attempted 60 or more field goals: 65 vs. TCU (Jan. 2, 2020)
K-State attempted 70 or more field goals: 74 at Alabama (Jan. 25, 2020)
K-State attempted 80 or more field goals: 88 vs. South Dakota (Jan. 3, 2010)
K-State attempted 90 or more field goals: 94 vs. Houston (March 14, 1970)
K-State attempted 100 or more field goals: 103 vs. Cal State Fullerton (Dec. 2, 1967)

3-Point Field Goal Shooting

Made 5 or more 3-point field goals: 6 by Nijel Pack vs. Baylor (March 11, 2021)
Made 10 or more 3-point field goals: 14 by Askia Jones vs. Fresno State (March 24, 1994) *school record*
100 percent from the field (min. 6 att): 100.0% (6-6) by Denis Clemente at Texas (Jan. 31, 2009)
K-State connected on 50 percent or better (min. 10 att): 54.5% (12-22) vs. Alabama State (Dec. 11, 2019)
K-State connected on 60 percent or better (min. 10 att): 71.4% (10-14) vs. Western Illinois (Nov. 11, 2016)
K-State connected on 70 percent or better (min. 10 att): 71.4% (10-14) vs. Western Illinois (Nov. 11, 2016)
K-State connected on 80 percent or better (min. 10 att): 80.0% (8-10) vs. Coastal Carolina (Dec. 6, 1997)
K-State made 10 or more 3-point field goals: 10 vs. UAlbany (Dec. 1, 2021)
K-State made 15 or more 3-point field goals: 16 at Oklahoma State (Feb. 2, 2019) *most in a conference game*
K-State made 20 or more 3-point field goals: 23 vs. Fresno State (March 24, 1994) *school record*
K-State attempted 30 or more 3-point field goals: 35 vs. Texas A&M (Jan. 30, 2021)
K-State attempted 35 or more 3-point field goals: 35 vs. Texas A&M (Jan. 30, 2021)

Double-Double / Triple-Double

Had a Triple-Double: *Never happened in recorded school history*
Had a 20/20 Double-Double (Pts/Rebs): Michael Beasley (28 pts, 22 rebs) vs. Western Illinois (Nov. 17, 2007)
Had a Double-Double (Pts/Rebs): Selton Miguel & Mark Smith vs. UAlbany (Dec. 1, 2021)
Had a Double-Double (Pts/Asts): Marcus Foster (18 pts, 10 asts) at Baylor (Feb. 15, 2014)
Had a Double-Double (Rebs/Asts): *Never happened in recorded school history*
Had a Double-Double in Consecutive Games:
 Wesley Iwundu (16 pts, 10 rebs at TCU; March 1, 2017) and (10 pts, 10 rebs vs. Texas Tech; March 4, 2017)
Two with Double-Doubles:
 Selton Miguel (12 pts, 10 rebs) and Mark Smith (14 pts, 10 rebs) vs. UAlbany (Dec. 1, 2021)

Free Throw Shooting

Made 10 or more free throws: 11 by DaJuan Gordon at Iowa State (Dec. 15, 2020)
Made 15 or more free throws: 15 by Jacob Pullen vs. Kansas (Feb. 14, 2011)
Perfect at the FT line (min. 10 att): 11-11 by DaJuan Gordon at Iowa State (Dec. 15, 2020)
Perfect at the FT line: 17-17 by Steve Henson at Iowa State (Feb. 24, 1988) *school record*
K-State connected on 80 percent or better (min. 15 att.): 87.5% (14-16) vs. Omaha (Nov. 17, 2021)
K-State connected on 90 percent or better (min. 15 att.): 93.8% (15-16) at Iowa State (Jan. 20, 2015)
K-State connected on 100 percent or better (min. 15 att.): 100% (16-16) vs. Nebraska (Jan. 26, 1980)
K-State made 20 or more free throws: 26 at Iowa State (Dec. 15, 2020)
K-State made 30 or more free throws: 36 vs. South Dakota (Nov. 20, 2015)
K-State made 40 or more free throws: 41 vs. Oklahoma (Dec. 29, 1958)
K-State attempted 30 or more free throws: 30 vs. Fort Hays State (Dec. 8, 2020)
K-State attempted 40 or more free throws: 40 at West Virginia (Feb. 11, 2017)
K-State attempted 50 or more free throws: 54 at Colorado (Jan. 16, 2010)
K-State attempted 55 or more free throws: 56 vs. Purdue (Dec. 1, 1958) *school record*

Rebounds

Had 10 or more rebounds: 10 by Selton Miguel & Mark Smith vs. UAlbany (Dec. 1, 2021)
Had 15 or more rebounds: 16 by Dean Wade vs. Denver (Nov. 12, 2018)
Had 20 or more rebounds: 22 by Michael Beasley vs. Western Illinois (Nov. 17, 2007)
Had 10 or more rebounds in consecutive games:
 Mark Smith (10 vs. North Dakota; Nov. 28, 2021) and (10 vs. UAlbany; Dec. 1, 2021)
Multiple players had 10 or more rebounds:
 Selton Miguel (10 rebs) and Mark Smith (10 rebs) vs. UAlbany (Dec. 1, 2021)
K-State had 20 or more offensive rebounds: 22 at Alabama (Jan. 25, 2020)
K-State had 30 or more defensive rebounds: 33 vs. UAlbany (Dec. 1, 2021)
K-State had 40 or more rebounds: 48 vs. UAlbany (Dec. 1, 2021)
K-State had 50 or more rebounds: 52 vs. Central Arkansas (Dec. 1, 2013)
K-State had 60 or more rebounds: 61 at Oregon State (Dec. 6, 2003)

Assists

Had 10 or more assists: 10 by Cartier Diarra vs. Alabama State (Dec. 11, 2019)
Had 15 or more assists: 16 by Keith Frazier vs. Central Missouri (Dec. 18, 1976) *school record*
K-State had 20 or more assists: 21 vs. North Dakota (Nov. 28, 2021)
K-State had 30 or more assists: 30 vs. Gardner-Webb (Dec. 14, 2008)

Blocked Shots

Had 5 or more blocked shots: 5 by Jordan Henriquez vs. La Salle (March 22, 2013)
Had 10 or more blocked shots: *Never happened in recorded school history*
K-State had 5 or more blocked shots: 5 vs. Omaha (Nov. 17, 2021)
K-State had 10 or more blocked shots: 11 vs. North Florida (Dec. 11, 2011)

Steals

Had 5 or more steals: 5 by Markquis Nowell vs. North Dakota (Nov. 28, 2021)
Had 10 or more steals: *Never happened in recorded school history*
K-State had 10 or more steals: 13 vs. North Dakota (Nov. 28, 2021)
K-State had 15 or more steals: 17 vs. Monmouth (Nov. 13, 2019)

THE LAST TIME K-STATE...

Turnovers

K-State had 3 or fewer turnovers: 3 vs. SIU-Edwardsville (Dec. 14, 1978) *school record*
K-State had 5 or fewer turnovers: 4 vs. Illinois (Nov. 23, 2021)
Opponent committed 15 or more turnovers: 17 by North Dakota (Nov. 28, 2021)
Opponent committed 20 or more turnovers: 20 by Fort Hays State (Dec. 8, 2020)

Overtime

Played an Overtime Game: at UNLV, 60-56 (Nov. 9, 2019)
Played an Overtime Game at home: Lost vs. TCU, 86-80 (Feb. 1, 2017)
Played a 2-Overtime Game: Lost at No. 13 Baylor, 79-72 (Jan. 20, 2016)
Played a 3-Overtime Game: Lost at Oregon State, 87-72 (Dec. 6, 2003)
Played a 4-Overtime Game: Lost at Missouri State, 82-80 (Dec. 8, 1987)
Played in Consecutive OT Games:
 (2) Won vs. No. 7 Kansas, 85-82 (Feb. 10, 2014) and Lost at Baylor, 87-73 (Feb. 15, 2014)

Winning Streaks

K-State won consecutive games: vs. Iowa State (March 7, 2020) and TCU (March 11, 2020)
K-State had a 5 or more game winning streak: 5, Jan. 9-22, 2019
(longest since winning 6, Nov. 9-24, 2018)
K-State had a 10 or more game winning streak: 10, Nov. 24, 2013 to Jan. 7, 2014
K-State had a 15 or more game winning streak: 21, Dec. 19, 1958 to March 13, 1959
K-State had a 20 or more game winning streak: 21, Dec. 19, 1958 to March 13, 1959

Miscellaneous

Hit a Buzzer Beater: at Iowa State, 58-57 (Jan. 12, 2019) [Barry Brown, Jr., lay-up at :04.0]
Won after trailing by at least 10 points in second half: 21 vs. West Virginia (Jan. 9, 2019)
(down 42-21, 18:49 remaining - won 71-69) school record
Won after trailing by at least 15 points in second half: 21 vs. West Virginia (Jan. 9, 2019)
(down 42-21, 18:49 remaining - won 71-69) school record

BRUCE WEBER ERA HIGHS/LOWS

Team Highs/Lows

Points:
High: 98, vs. Southern Utah (11/14/14)
Low: 41, vs. Kansas (2/17/21)

Field Goals Made:
High: 37, vs. Eastern Kentucky (11/16/18)
Low: 12, vs. Bradley (12/9/14)

Field Goals Attempted:
High: 74, at Alabama (1/25/20)
Low: 34, vs. Bradley (12/9/14)

Field Goal Percentage:
High: 66.0 (31-47) vs. Wake Forest (3/14/17)
Low: 25.0 (14-56) at Oklahoma (2/25/17)

3-Point Field Goals Made:
High: 16, at Oklahoma State (2/2/19)
Low: 1, 7 times [most recently: vs. Kennesaw State (11/9/18)]

3-Point Field Goals Attempted:
High: 37, at Oklahoma (1/4/20)
Low: 6, twice [most recently: vs. TCU (3/11/15)]

3-Point Field Goal Percentage:
High: 71.4% (10-14) vs. Western Illinois (11/11/16)
Low: 5.6% (1-18) at West Virginia (1/26/16)

Free Throws:
High: 36, vs. South Dakota (11/20/15)
Low: 2, vs. Kansas (2/17/21)

Free Throws Attempted:
High: 48, vs. Southern Utah (11/14/14)
Low: 5, twice [most recently: at Kansas (2/25/19)]

Free Throws Percentage:
High: 100.0, twice
 [most recently: 5-5 at Kansas (2/25/19)]
Low: 23.1 (3-13) vs. Pitt (11/25/19)

Offensive Rebounds:
High: 29, vs. North Florida (11/18/2012)
Low: 2, twice [most recently: at Oklahoma State (2/14/18)]

Defensive Rebounds:
High: 42, vs. Alabama-Huntsville (11/13/12)
Low: 13, at Texas Tech (1/6/18)

Rebounds:
High: 55, vs. Alabama-Huntsville (11/13/12)
Low: 19, at Texas Tech (1/6/18)

Fouls:
High: 32, vs. Arizona State (11/23/17)
Low: 8, vs. Texas (1/2/19)

Assists:
High: 29, vs. Alabama State (12/11/19)
Low: 4, twice [most recently: vs. UMBC (3/18/18)]

Turnovers:
High: 28, vs. West Virginia (1/23/21)
Low: 4, twice [most recently: vs. Illinois (11/23/21)]

Blocked Shots:
High: 9, at Texas Tech (2/25/14)
Low: 0, 18 times
 [most recently: vs. North Dakota (11/28/21)]

Steals:
High: 19, vs. Northern Arizona (11/20/17)
Low: 0, twice [most recently: vs. Texas (2/22/16)]

Points in the Paint:
High: 50, vs. Eastern Kentucky (11/16/18)
Low: 8, twice [most recently: at Kansas (2/25/19)]

Points off Turnovers:
High: 38, vs. Northern Arizona (11/20/17)
Low: 1, vs. West Virginia (3/10/17)

Second Chance Points:
High: 25, at Oklahoma State (3/3/14)
Low: 0, vs. TCU (3/2/16)

Fast Break Points:
High: 24, vs. Kennesaw State (11/9/18)
Low: 0, 12 times
 [most recently: vs. Saint Louis (12/21/19)]

Bench Points:
High: 45, twice [most recently: vs. Texas (1/30/13)]
Low: 0, 3 times [most recently: vs. Georgia (1/27/18)]

First-Half Points:
High: 53, twice [most recently: at Iowa State (12/29/17)]
Low: 12, vs. Georgia (12/31/14)

First-Half Field Goal Percentage:
High: 82.4% (14/17) vs. Texas A&M (12/20/14)
Low: 16.0% (4/25) at TCU (2/18/15)

Second-Half Points:
High: 58, vs. Eastern Kentucky (11/16/18)
Low: 17, at Baylor (2/21/15)

Second-Half Field Goal Percentage:
High: 75.0% (12/16) vs. Oklahoma State (1/24/15)
Low: 22.2% (6/27) at West Virginia (2/3/18)

Opponent Highs/Lows

Points:
High: 107, by Baylor (1/27/21)
Low: 26, by Alabama-Huntsville (11/13/12)

Field Goals Made:
High: 41, by Baylor (1/27/21)
Low: 9, by Alabama-Huntsville (11/13/12)

Field Goals Attempted:
High: 71, by Baylor (1/27/21)
Low: 37, twice [most recently: vs. Texas (2/7/15)]

Field Goal Percentage:
High: 63.5% (33/52) by Georgetown (11/22/13)
Low: 16.4% (9/55) by Alabama-Huntsville (11/13/12)

3-Point Field Goals Made:
High: 17, by Baylor (1/27/21)
Low: 1, 6 times
 [most recently: by Florida A&M (12/2/19)]

3-Point Field Goals Attempted:
High: 34, twice [most recently: by Creighton (3/16/18)]
Low: 8 by West Virginia (1/12/13)

3-Point Field Goal Percentage:
High: 60.7% (17/28) by Baylor (1/27/21)
Low: 5.6%, (1/18) by UAlbany (12/1/21)]

Free Throws:
High: 30 by Texas Tech (1/5/21)
Low: 2 by Oklahoma State (2/2/19)

Free Throws Attempted:
High: 44, by Arizona State (11/23/17)
Low: 4, twice [most recently: by TCU (3/11/20)]

Free Throw Percentage:
High: 100.0% (10/10) by SE Missouri State (12/16/17)
Low: 22.2% (2/9) by Oklahoma State (2/2/19)

Offensive Rebounds:
High: 21, by Robert Morris (11/22/16)
Low: 2, by Kansas (2/3/16)

Defensive Rebounds:
High: 36, by Northern Colorado (11/8/13)
Low: 12, by Savannah State (12/14/14)

Rebounds:
High: 54, by Baylor (2/15/14)
Low: 19, by SE Missouri State (12/16/17)

Fouls:
High: 31, twice [most recently: by UMES (11/13/15)]
Low: 8, by Alabama State (12/11/19)

Assists:
High: 24, 3 times
 [most recently: by Baylor (12/19/20)]
Low: 2, by Pitt (11/25/19)

Turnovers:
High: 31, by Northern Arizona (11/20/17)
Low: 4, by Texas Tech (2/5/13)

Blocked Shots:
High: 12, by Texas (3/7/15)
Low: 0, 18 times
 [most recently: North Dakota (11/28/21)]

Steals:
High: 14, 3 times [most recently: by Baylor (1/27/21)]
Low: 0, twice [most recently: by Texas (2/22/16)]

Points in the Paint:
High: 50, by West Virginia (2/11/17)
Low: 4, by UMKC (11/14/17)

Points off Turnovers:
High: 34, by Baylor (1/27/21)
Low: 0, by Georgia (12/31/14)

Second Chance Points:
High: 24, by Iowa State (1/20/15)
Low: 0, by Georgia State (12/15/18)

Fast Break Points:
High: 24, by Oklahoma (1/9/16)
Low: 0, 15 times

Bench Points:
High: 54, by West Virginia (1/2/16)
Low: 0, by TCU (3/11/20)

First-Half Points:
High: 56, by Baylor (12/20/20)
Low: 10, by Tulane (12/28/13)

First-Half Field Goal Percentage:
High: 70.0% (14/20) by Kansas (11/24/18)
Low: 12.5% (4/32) by Long Beach State (11/24/13)

Second-Half Points:
High: 55, by Purdue (11/24/14)
Low: 14, by Kennesaw State (11/9/18)

Second-Half Field Goal Percentage:
High: 81.3% (13/16) vs. Oklahoma State (2/11/20)
Low: 16.7% (3/18) vs. La Salle (3/22/13)



G | SR.-4L



MIKE MCGUIRL****

G | 6-3 | 200 | Sr.-4L | Ellington, Conn. | East Catholic HS

[@MikeMcGuirl00](#)

[mikemcguirl00](#)



2021 All-Big 12 Honorable Mention
2019, 2020 Academic All-Big 12

SUPERLATIVES

	FR	SO	JR	SR ₁	SR ₂	CAR
10+ Points	1	1	8	20	1	31
20+ Points	—	—	—	2	—	2
3+ 3FGM	1	1	5	9	—	16
3+ Assists	—	4	7	17	3	31
2+ Steals	—	6	8	10	3	27
Led Team in Pts	—	—	2	11	—	13
Led Team in Rebs	—	—	3	4	—	7
Led Team in Asts	—	1	3	14	3	21
Led Team in Stls	—	3	—	10	3	16

PERSONAL HIGHS

Points

Season	15 vs. North Dakota (11/28/21)
Career	22 twice (<i>last time vs. Fort Hays State (12/8/20)</i>)
Big 12	19 vs. Oklahoma (2/23/21)

Field Goals Made

Season	6 vs. North Dakota (11/28/21)
Career	8 vs. Drake (11/25/20)
Big 12	7 vs. Oklahoma (2/23/21)

Field Goals Attempted

Season	8, 3 times
Career	17 vs. TCU (1/2/21)
Big 12	17 vs. TCU (1/2/21)

3-Point Field Goals Made

Season	2 vs. North Dakota (11/28/21)
Career	5 vs. Oklahoma (2/23/21)
Big 12	5 vs. Oklahoma (2/23/21)

3-Point Field Goals Attempted

Season	3, 4 times
Career	11 vs. Texas Tech (2/6/21)
Big 12	11 vs. Texas Tech (2/6/21)

Free Throws Made

Season	3, twice
Career	9 vs. Iowa State (3/7/21)
Big 12	9 vs. Iowa State (3/7/21)

Free Throws Attempted

Season	4, twice
Career	10 vs. Iowa State (3/7/21)
Big 12	10 vs. Iowa State (3/7/21)

Rebounds

Season	4, twice
Career	9 at TCU (2/20/21)
Big 12	9 at TCU (2/20/21)

Assists

Season	5 vs. North Dakota (11/28/21)
Career	8 vs. Milwaukee (12/11/20)
Big 12	6 vs. TCU (1/2/21)

Blocked Shots

Season	1 vs. UAlbany (12/1/21)
Career	1, 8 times
Big 12	1, 3 times

Steals

Season	3 vs. North Dakota (11/28/21)
Career	3, 3 times
Big 12	2, 4 times

Minutes

Season	31 vs. North Dakota (11/28/21)
Career	40 twice
Big 12	40 twice

SEASON STATS

PPG	RPG	APG	FG%	3FG%	FT%
6.3	3.2	2.5	37.8	21.4	70.0

MCGUIRL AT A GLANCE

- Returned to the starting lineup vs. North Dakota (11/28/21) and turned in his best game so far with a season-high 15 points on 6-of-6 field goals with game-tying 5 assists, 3 assists and 3 steals in 31 minutes.
- Became the 17th Wildcat to go perfect from the field on 5 or more field goals in school history with his 6-of-6 effort vs. North Dakota (11/28/21).
- Ranks second on the team in assists (15) and steals (9).
- Has scored in double figures in 31 career games, including 24 times in the last 40 games played dating back to 2019-20... Of his 743 career points, 580 have come in the last 3 seasons (9.1 ppg./64 games).
- Named to the 2021 All-Big 12 Honorable Mention Team.
- Led in 12 categories, including points (342), double-digit scoring games (20), field goals made (112), 3-point field goals made (60), free throws made (58) and attempted (76), assists (103) and steals (30), in 2020-21.
- His 60 3-pointers in 2020-21 surpassed his total from first 3 years... Had at least 3 triples in 13 games, including career-high 5 vs. No. 7/8 Oklahoma (2/23/21).
- Dished out a team-best 103 assists (to 77 TOs) in 2020-21... Had at least 5 assists in 11 games... He is the 40th Wildcat to tally 100 assists in a single season, while he is the 28th Wildcat to eclipse 200 in a career.

2021-22 GAME-BY-GAME STATISTICS

Date	Opponent	GS	MIN	FG	3PT	FT	O	D	TR	PF	AST	TO	BLK	STL	PTS	+/-
Nov. 10	FLORIDA A&M	*	15	0-6	0-3	3-4	0	4	4	2	1	4	0	2	3	0
Nov. 17	OMAHA		17	0-1	0-0	0-0	1	2	3	3	2	3	0	1	0	-20
Nov. 22	vs. 13/12 Arkansas		31	3-8	0-3	3-4	0	3	3	4	4	1	0	0	9	-1
Nov. 23	vs. 14/15 Illinois		22	2-8	1-3	0-0	1	3	4	2	0	1	0	1	5	-5
Nov. 28	NORTH DAKOTA	*	31	6-6	2-2	1-2	0	3	3	2	5	2	0	3	15	33
Dec. 1	UALBANY	*	22	3-8	0-3	0-0	0	2	2	4	3	3	1	2	6	18
Dec. 5	@Wichita State															
Dec. 8	MARQUETTE															
Dec. 12	GREEN BAY															
Dec. 19	@Nebraska															
Dec. 21	McNEESE STATE															
Dec. 29	MORGAN STATE															
Jan. 1	@Oklahoma*															
Jan. 4	TEXAS*															
Jan. 8	@West Virginia*															
Jan. 12	TCU*															
Jan. 15	TEXAS TECH*															
Jan. 18	@Texas*															
Jan. 22	KANSAS*															
Jan. 25	@Baylor*															
Jan. 29	@Ole Miss															
Feb. 2	OKLAHOMA STATE*															
Feb. 5	@TCU*															
Feb. 9	BAYLOR*															
Feb. 12	@Iowa State*															
Feb. 14	WEST VIRGINIA*															
Feb. 19	@Oklahoma State*															
Feb. 22	@Kansas*															
Feb. 26	IOWA STATE*															
Feb. 28	@Texas Tech*															
Mar. 5	OKLAHOMA*															

MCGUIRL'S CAREER STATS

YEAR	GP	GS	Min	Avg.	FGM	FGA	Pct.	3FGM	3FGA	Pct.	FTM	FTA	Pct.	Off	Def	Tot	Avg.	PF	Ast	TO	Blk	Stl	Pts	Avg.
2017-18 (Fr.)	12	0	150	12.5	13	39	.333	5	21	.238	9	12	.750	6	12	18	1.5	10	11	6	1	3	40	3.3
2018-19 (So.)	34	2	572	16.8	44	120	.367	18	65	.277	17	27	.630	16	35	51	1.5	56	42	23	2	25	123	3.6
2019-20 (Jr.)	29	20	717	24.7	66	156	.423	35	88	.398	33	50	.660	18	51	69	2.4	65	53	29	2	27	200	6.9
2020-21 (Sr.)	29	29	993	34.3	112	315	.356	60	190	.316	58	76	.763	18	91	109	3.8	74	103	77	2	30	342	11.8
2021-22 (Sr.)	6	3	139	23.1	14	37	.378	3	14	.214	7	10	.700	2	17	19	3.2	17	15	14	1	9	38	6.3
Totals	110	54	2571	23.4	249	667	.373	121	378	.320	124	175	.709	60	206	266	2.4	222	224	149	8	94	743	6.8

Wildcats

1

G | JR.-TR



MARKQUIS NOWELL

G | 5-8 | 160 | Jr.-TR | Harlem, N.Y. | The Patrick School | Little Rock

[@MrNewYorkCity](#) [mr.newyorkcity](#)

 2020 Lou Henson All-American
2020 First Team All-Sun Belt // 3-time SBC Player of Week

SUPERLATIVES

	FR	SO	JR ₁	JR ₂	SR	CAR
10+ Points	15	20	12	4	—	51
20+ Points	3	12	1	—	—	16
30+ Points	1	2	—	—	—	3
4+ 3FGM	5	10	2	—	—	17
5+ Rebounds	6	7	4	1	—	18
5+ Assists	11	14	9	2	—	36
10+ Assists	—	1	4	—	—	5
2+ Steals	9	18	10	5	—	42
Double-Doubles	—	1	4	—	—	5

PERSONAL HIGHS

Points

Season	19 vs. Illinois (11/23/21)
Career	34 vs. SE Oklahoma State (11/8/18)
Big 12	—

Field Goals Made

Season	8 vs. North Dakota (11/28/21)
Career	12 vs. SE Oklahoma State (11/8/18)
Big 12	—

Field Goals Attempted

Season	15 vs. Illinois (11/23/21)
Career	25 vs. ULM (2/27/20)
Big 12	—

3-Point Field Goals Made

Season	2, twice
Career	8 at ULM (12/19/19)
Big 12	—

3-Point Field Goals Attempted

Season	5, twice
Career	19 vs. ULM (2/27/20)
Big 12	—

Free Throws Made

Season	5 vs. Omaha (11/17/21)
Career	12, twice (last time vs. Arkansas State (2/8/20))
Big 12	—

Free Throws Attempted

Season	6 vs. Omaha (11/17/21)
Career	14 vs. St. Francis Brooklyn (11/26/19)
Big 12	—

Rebounds

Season	6 vs. Illinois (11/23/21)
Career	9 vs. Duquesne (11/30/20)
Big 12	—

Assists

Season	6 vs. Florida A&M (11/10/21)
Career	13, twice (last time vs. Central Arkansas (12/6/20))
Big 12	—

Blocked Shots

Season	1 vs. UAlbany (12/1/21)
Career	1, twice (last time vs. Louisiana (2/27/20))
Big 12	—

Steals

Season	5 vs. North Dakota (11/28/21)
Career	6 vs. Prairie View A&M (11/25/20)
Big 12	—

Minutes

Season	24 vs. Illinois (11/23/21)
Career	41 at Georgetown (12/22/18)
Big 12	—

SEASON STATS

PPG	RPG	APG	FG%	3FG%	FT%
11.7	2.8	3.0	45.3	34.8	82.4

NOWELL AT A GLANCE

- ▶ The Little Rock transfer has come off the bench in the first 6 games, averaging 11.7 points, 2.8 rebounds and 3.0 assists in 21.7 minutes per game.
- ▶ Eclipsed the 1,000-point plateau with his 10 points vs. No. 13/12 Arkansas (11/22/21) then followed it up with a season-high 19 points vs. No. 14/15 Illinois (11/23/21) that came with team-highs in rebounds (6) and steals (2).
- ▶ Has 51 career double-digit scoring games, including 17 games of 20 or more points and 3 games of 30 or more points.
- ▶ Has collected 5 career double-doubles (points/assists), including 4 in 2020-21 at Little Rock... Had a near triple-double at Duquesne (11/30/20).
- ▶ Has made 164 career 3-pointers on 36.5 percent shooting, as his 156 career treys rank 8th on career 3-point field goals made list at Little Rock... Has posted 17 games of 4 or more 3-point field goals.
- ▶ Has averaged nearly 5 assists per game (4.8) in his college career, including more than 100 in 2 of his 3 seasons at Little Rock... Boasts a 1.37 assist/turnover ratio (340 assists to 249 turnovers) in his college career.
- ▶ The career record holder in free throw percentage (85.7/197-of-230) in Little Rock history, including second-best single-season mark (87.9/102-of-116).
- ▶ Has played in 74 career games in college with 52 starts.

2021-22 GAME-BY-GAME STATISTICS

Date	Opponent	GS	MIN	FG	3PT	FT	O	D	TR	PF	AST	TO	BLK	STL	PTS	+/-
Nov. 10	FLORIDA A&M		23	2-5	0-2	2-2	0	2	2	2	6	2	0	0	6	4
Nov. 17	OMAHA		21	2-8	2-5	5-6	0	3	3	1	3	1	0	2	11	-5
Nov. 22	vs. 13/12 Arkansas		18	3-7	1-3	3-4	0	3	3	5	0	2	0	2	10	-2
Nov. 23	vs. 14/15 Illinois		25	7-15	1-5	4-5	0	6	6	3	2	1	0	2	19	-1
Nov. 28	NORTH DAKOTA		22	8-12	2-4	0-0	0	2	2	2	5	2	0	5	18	25
Dec. 1	UALBANY		21	2-6	2-4	0-0	0	1	1	2	2	3	1	2	6	10
Dec. 5	@Wichita State															
Dec. 8	MARQUETTE															
Dec. 12	GREEN BAY															
Dec. 19	@Nebraska															
Dec. 21	McNEESE STATE															
Dec. 29	MORGAN STATE															
Jan. 1	@Oklahoma*															
Jan. 4	TEXAS*															
Jan. 8	@West Virginia*															
Jan. 12	TCU*															
Jan. 15	TEXAS TECH*															
Jan. 18	@Texas*															
Jan. 22	KANSAS*															
Jan. 25	@Baylor*															
Jan. 29	@Ole Miss															
Feb. 2	OKLAHOMA STATE*															
Feb. 5	@TCU*															
Feb. 9	BAYLOR*															
Feb. 12	@Iowa State*															
Feb. 14	WEST VIRGINIA*															
Feb. 19	@Oklahoma State*															
Feb. 22	@Kansas*															
Feb. 26	IOWA STATE*															
Feb. 28	@Texas Tech*															
Mar. 5	OKLAHOMA*															

NOWELL'S CAREER STATS

YEAR	GP	GS	Min	Avg.	FGM	FGA	Pct.	3FGM	3FGA	Pct.	FTM	FTA	Pct.	Off	Def	Tot	Avg.	PF	Ast	TO	Blk	Stl	Pts	Avg.
*2018-19 (Fr.)	25	18	761	30.4	95	249	.382	46	130	.354	42	53	.792	10	69	79	3.2	54	105	83	0	36	278	11.1
*2019-20 (So.)	28	26	938	33.5	151	354	.427	77	197	.391	102	116	.879	9	74	83	3.0	58	136	104	2	62	481	17.2
*2020-21 (Jr.)	15	8	457	30.5	63	183	.344	33	99	.333	55	63	.873	15	44	59	3.9	31	90	59	0	35	214	14.3
2021-22 (Jr.)	6	0	130	21.7	24	53	.453	8	23	.348	14	17	.824	0	17	17	2.8	15	18	11	1	13	70	11.7
Totals	74	52	2284	30.9	333	839	.397	164	449	.365	213	249	.855	30	204	238	3.2	158	349	257	3	146	1043	14.1

*at Little Rock

Wildcats

2

G | FR.-HS



MAXIMUS EDWARDS

G | 6-5 | 220 | Fr.-HS | Stratford, Conn. | Our Saviour Lutheran [N.Y.]



@maxgotgame2



_maxgotgame

SUPERLATIVES

	FR	SO	JR	SR	CAR
10+ Points	—	—	—	—	—
20+ Points	—	—	—	—	—
3+ 3FGM	—	—	—	—	—
3+ Assists	—	—	—	—	—
2+ Steals	—	—	—	—	—
Led Team in Pts	—	—	—	—	—
Led Team in Rebs	—	—	—	—	—
Led Team in Asts	—	—	—	—	—
Led Team in Stls	—	—	—	—	—

PERSONAL HIGHS

■ Points

Season	—
Career	—
Big 12	—

■ Field Goals Made

Season	—
Career	—
Big 12	—

■ Field Goals Attempted

Season	—
Career	—
Big 12	—

■ 3-Point Field Goals Made

Season	—
Career	—
Big 12	—

■ 3-Point Field Goals Attempted

Season	—
Career	—
Big 12	—

■ Free Throws Made

Season	—
Career	—
Big 12	—

■ Free Throws Attempted

Season	—
Career	—
Big 12	—

■ Rebounds

Season	—
Career	—
Big 12	—

■ Assists

Season	—
Career	—
Big 12	—

■ Blocked Shots

Season	—
Career	—
Big 12	—

■ Steals

Season	—
Career	—
Big 12	—

■ Minutes

Season	—
Career	—
Big 12	—

SEASON STATS

PPG	RPG	APG	FG%	3FG%	FT%
—	—	—	—	—	—

EDWARDS AT A GLANCE

► Expected to miss extended time due to an injury suffered in practice.

LAST GAME (n/a)

MIN	PTS	REBS	ASTS	BLKS	STLS
—	—	—	—	—	—

TOP PERFORMANCES

► Has not played this season.

BACKGROUND

- Played 2 seasons (2019-21) at Our Saviour Lutheran School in the Bronx.
- Averaged team-best 19.9 ppg., 6.1 rpg., 2.9 apg., 1.7 spg., at OSL in 2020-21.
- All-time leading scorer at Bunnell High School with more than 1,600 career points, including 37 in his final game in 2019 to set the all-time record.

2021-22 GAME-BY-GAME STATISTICS

Date	Opponent	GS	MIN	FG	3PT	FT	O	D	TR	PF	AST	TO	BLK	STL	PTS	+/-
Nov. 10	FLORIDA A&M	—	—	—	—	—	—	—	—	—	—	—	—	—	—	—
Nov. 17	OMAHA	—	—	—	—	—	—	—	—	—	—	—	—	—	—	—
Nov. 22	vs. 13/12 Arkansas	—	—	—	—	—	—	—	—	—	—	—	—	—	—	—
Nov. 23	vs. 14/15 Illinois	—	—	—	—	—	—	—	—	—	—	—	—	—	—	—
Nov. 28	NORTH DAKOTA	—	—	—	—	—	—	—	—	—	—	—	—	—	—	—
Dec. 1	UALBANY	—	—	—	—	—	—	—	—	—	—	—	—	—	—	—
Dec. 5	@Wichita State	—	—	—	—	—	—	—	—	—	—	—	—	—	—	—
Dec. 8	MARQUETTE	—	—	—	—	—	—	—	—	—	—	—	—	—	—	—
Dec. 12	GREEN BAY	—	—	—	—	—	—	—	—	—	—	—	—	—	—	—
Dec. 19	@Nebraska	—	—	—	—	—	—	—	—	—	—	—	—	—	—	—
Dec. 21	McNEESE STATE	—	—	—	—	—	—	—	—	—	—	—	—	—	—	—
Dec. 29	MORGAN STATE	—	—	—	—	—	—	—	—	—	—	—	—	—	—	—
Jan. 1	@Oklahoma*	—	—	—	—	—	—	—	—	—	—	—	—	—	—	—
Jan. 4	TEXAS*	—	—	—	—	—	—	—	—	—	—	—	—	—	—	—
Jan. 8	@West Virginia*	—	—	—	—	—	—	—	—	—	—	—	—	—	—	—
Jan. 12	TCU*	—	—	—	—	—	—	—	—	—	—	—	—	—	—	—
Jan. 15	TEXAS TECH*	—	—	—	—	—	—	—	—	—	—	—	—	—	—	—
Jan. 18	@Texas*	—	—	—	—	—	—	—	—	—	—	—	—	—	—	—
Jan. 22	KANSAS*	—	—	—	—	—	—	—	—	—	—	—	—	—	—	—
Jan. 25	@Baylor*	—	—	—	—	—	—	—	—	—	—	—	—	—	—	—
Jan. 29	@Ole Miss	—	—	—	—	—	—	—	—	—	—	—	—	—	—	—
Feb. 2	OKLAHOMA STATE*	—	—	—	—	—	—	—	—	—	—	—	—	—	—	—
Feb. 5	@TCU*	—	—	—	—	—	—	—	—	—	—	—	—	—	—	—
Feb. 9	BAYLOR*	—	—	—	—	—	—	—	—	—	—	—	—	—	—	—
Feb. 12	@Iowa State*	—	—	—	—	—	—	—	—	—	—	—	—	—	—	—
Feb. 14	WEST VIRGINIA*	—	—	—	—	—	—	—	—	—	—	—	—	—	—	—
Feb. 19	@Oklahoma State*	—	—	—	—	—	—	—	—	—	—	—	—	—	—	—
Feb. 22	@Kansas*	—	—	—	—	—	—	—	—	—	—	—	—	—	—	—
Feb. 26	IOWA STATE*	—	—	—	—	—	—	—	—	—	—	—	—	—	—	—
Feb. 28	@Texas Tech*	—	—	—	—	—	—	—	—	—	—	—	—	—	—	—
Mar. 5	OKLAHOMA*	—	—	—	—	—	—	—	—	—	—	—	—	—	—	—

EDWARDS' CAREER STATS

YEAR	GP	GS	Min	Avg.	FGM	FGA	Pct.	3FGM	3FGA	Pct.	FTM	FTA	Pct.	Off	Def	Tot	Avg.	PF	Ast	TO	Blk	Stl	Pts	Avg.
2021-22 (Fr.)	—	—	—	—	—	—	—	—	—	—	—	—	—	—	—	—	—	—	—	—	—	—	—	—
Totals	—	—	—	—	—	—	—	—	—	—	—	—	—	—	—	—	—	—	—	—	—	—	—	—

Wildcats

3

G | SO.-1L



SELTON MIGUEL*

G | 6-4 | 210 | So.-1L | Luanda, Angola | West Oaks Academy [Fla.]

@selton_miguel

hollywood.sei

2021 All-Big 12 Honorable Mention
2019, 2020 Academic All-Big 12

SUPERLATIVES

	FR	SO	JR	SR	CAR
10+ Points	7	3	—	—	10
20+ Points	—	—	—	—	—
3+ 3FGM	2	—	—	—	2
5+ Assists	4	1	—	—	5
Led Team in Pts	1	1	—	—	2
Led Team in Rebs	3	3	—	—	6
Led Team in Asts	7	3	—	—	10
Led Team in Stls	8	—	—	—	8
Double-Double	—	1	—	—	1

PERSONAL HIGHS

Points

Season	14 vs. Arkansas (11/22/21)
Career	17 twice (last at Texas Tech (1/5/21))
Big 12	17 at Texas Tech (1/5/21)

Field Goals Made

Season	5 vs. Arkansas (11/22/21)
Career	7 vs. Milwaukee (12/11/20)
Big 12	6 at Texas Tech (1/5/21)

Field Goals Attempted

Season	11 vs. Arkansas (11/22/21)
Career	14 twice (last vs. Omaha (12/29/20))
Big 12	11 twice (last vs. Oklahoma State (1/9/21))

3-Point Field Goals Made

Season	2 vs. Florida A&M (11/10/21)
Career	3 twice (last vs. Omaha (12/29/20))
Big 12	3 vs. Baylor (12/19/20)

3-Point Field Goals Attempted

Season	2, 3 times
Career	8 vs. Omaha (12/29/20)
Big 12	5, 4 times (last time at Kansas (2/2/21))

Free Throws Made

Season	4 vs. Arkansas (11/22/21)
Career	6 vs. Fort Hays State (12/8/20)
Big 12	4 twice (last time at Baylor (1/27/21))

Free Throws Attempted

Season	6 vs. Arkansas (11/22/21)
Career	8 vs. Fort Hays State (12/8/20)
Big 12	7 at Texas (1/16/21)

Rebounds

Season	10 vs. UAlbany (12/1/21)
Career	10 vs. UAlbany (12/1/21)
Big 12	7 at Oklahoma (1/19/21)

Assists

Season	6 vs. Omaha (11/17/21)
Career	7 twice (last time vs. Iowa State (3/6/21))
Big 12	7 vs. Iowa State (3/6/21)

Blocked Shots

Season	1 vs. Arkansas (11/22/21)
Career	1, 5 times
Big 12	1, twice (last time vs. Oklahoma (2/23/21))

Steals

Season	1, 3 times
Career	3 twice (last time vs. TCU (3/10/21))
Big 12	3 at Iowa State (12/15/20)

Minutes

Season	29 vs. Arkansas (11/22/21)
Career	39 vs. Oklahoma State (1/9/21)
Big 12	39 vs. Oklahoma State (1/9/21)

SEASON STATS

PPG	RPG	APG	FG%	3FG%	FT%
8.8	6.2	3.0	48.6	37.5	63.6

MIGUEL AT A GLANCE

► Came back from missing first game as a Wildcat vs. North Dakota (11/28/21) due to injury to collect his first double-double vs. UAlbany (12/1/21) with 12 points and a career-tying 10 rebounds with 3 assists in 25 minutes... Had a near double-double vs. No. 13/12 Arkansas (11/22/21) with 14 points and 9 rebounds.

► Has scored in double figures in 3 of 5 games played, including a near double-double vs. No. 13/12 Arkansas (11/22/21) with a game-tying 14 points and 9 rebounds... Also scored all 10 points in the opener vs. Florida A&M (11/10/21) during a pivotal stretch that lifted the Wildcats to victory.

► Spent the summer playing with the Angolan National Team, as they competed in the FIBA Olympic Qualifying Tournament in Kaunas, Lithuania for a spot in the Tokyo Olympics... Earned valuable minutes off the bench, playing against Poland and Slovenia, including NBA stars **Luka Doncic** and **Zoran Dragic**.

► Was the youngest member of the 17-member of the Angolan National Team and the only current college athlete.

► Was one of 3 players (along with **Mike McGuirl** and **Davion Bradford**) to play in all 29 games in 2020-21... Started in 22 of 29 games with all 22 starts coming in the last 24 games... The 22 starts ranked fourth on the team.

► Was part of the true freshman trio, along with **Davion Bradford** and **Nijel Pack**, that combined to log 71 starts in 2020-21, which ranked second nationally behind Kentucky (72) for most combined true freshmen starts.

2021-22 GAME-BY-GAME STATISTICS

Date	Opponent	GS	MIN	FG	3PT	FT	O	D	TR	PF	AST	TO	BLK	STL	PTS	+/-
Nov. 10	FLORIDA A&M		23	4-6	2-2	0-1	1	6	7	2	1	2	0	0	10	5
Nov. 17	OMAHA	*	24	4-6	0-1	0-0	0	3	3	1	6	4	0	1	8	3
Nov. 22	vs. 13/12 Arkansas	*	29	5-11	0-2	4-6	3	6	9	2	1	0	1	1	14	-1
Nov. 23	vs. 14/15 Illinois	*	18	0-4	0-1	0-0	0	2	2	3	4	0	0	1	0	-8
Nov. 28	NORTH DAKOTA		—	—	—	—	—	—	—	—	—	—	—	—	—	—
Dec. 1	UALBANY		25	4-8	1-2	3-4	3	7	10	0	3	2	0	0	12	16
Dec. 5	@Wichita State															
Dec. 8	MARQUETTE															
Dec. 12	GREEN BAY															
Dec. 19	@Nebraska															
Dec. 21	MCNEESE STATE															
Dec. 29	MORGAN STATE															
Jan. 1	@Oklahoma*															
Jan. 4	TEXAS*															
Jan. 8	@West Virginia*															
Jan. 12	TCU*															
Jan. 15	TEXAS TECH*															
Jan. 18	@Texas*															
Jan. 22	KANSAS*															
Jan. 25	@Baylor*															
Jan. 29	@Ole Miss															
Feb. 2	OKLAHOMA STATE*															
Feb. 5	@TCU*															
Feb. 9	BAYLOR*															
Feb. 12	@Iowa State*															
Feb. 14	WEST VIRGINIA*															
Feb. 19	@Oklahoma State*															
Feb. 22	@Kansas*															
Feb. 26	IOWA STATE*															
Feb. 28	@Texas Tech*															
Mar. 5	OKLAHOMA*															

MIGUEL'S CAREER STATS

YEAR	GP	GS	Min	Avg.	FGM	FGA	Pct.	3FGM	3FGA	Pct.	FTM	FTA	Pct.	Off	Def	Tot	Avg.	PF	Ast	TO	Blk	Stl	Pts	Avg.
2020-21 (Fr.)	29	22	797	27.5	70	212	.330	20	89	.225	48	70	.686	23	66	89	3.1	68	64	72	4	26	208	7.2
2021-22 (So.)	5	3	118	23.7	17	35	.486	3	8	.375	7	11	.636	7	24	31	6.2	8	15	8	1	3	44	8.8
Totals	34	25	915	26.9	87	247	.352	23	97	.237	55	81	.679	30	90	120	3.5	76	79	80	5	29	252	7.4

4

F | SO.-1L



SERYEE LEWIS*

F | 6-9 | 230 | So.-1L | Chicago, Ill. | Compass Prep [Ariz.]

@Seryee2020

seryeeeee

SUPERLATIVES

	FR	SO	JR	SR	CAR
10+ Points	—	—	—	—	—
20+ Points	—	—	—	—	—
10+Rebounds	—	—	—	—	—
Double-Doubles	—	—	—	—	—
2+ Blocks	—	—	—	—	—
Led Team in Pts	—	—	—	—	—
Led Team in Rebs	—	—	—	—	—
Led Team in Asts	—	—	—	—	—
Led Team in Stls	—	—	—	—	—

PERSONAL HIGHS

■ Points

Season	—
Career	9 at Baylor (1/27/21)
Big 12	9 at Baylor (1/27/21)

■ Field Goals Made

Season	—
Career	4 at Baylor (1/27/21)
Big 12	4 at Baylor (1/27/21)

■ Field Goals Attempted

Season	—
Career	5 at Baylor (1/27/21)
Big 12	5 at Baylor (1/27/21)

■ 3-Point Field Goals Made

Season	—
Career	—
Big 12	—

■ 3-Point Field Goals Attempted

Season	—
Career	—
Big 12	—

■ Free Throws Made

Season	—
Career	3 vs. Fort Hays State (12/8/20)
Big 12	1, 3 times (last time at West Virginia (2/27/21))

■ Free Throws Attempted

Season	—
Career	5 twice (last time at Baylor (1/27/21))
Big 12	5 at Baylor (1/27/21)

■ Rebounds

Season	—
Career	5 vs. Jacksonville (12/21/20)
Big 12	3 twice (last time at Oklahoma (1/19/21))

■ Assists

Season	—
Career	—
Big 12	—

■ Blocked Shots

Season	—
Career	—
Big 12	—

■ Steals

Season	—
Career	1, 3 times (last time at Baylor (1/27/21))
Big 12	1, twice (last time at Baylor (1/27/21))

■ Minutes

Season	—
Career	14 vs. Baylor (12/19/20)
Big 12	14 vs. Baylor (12/19/20)

SEASON STATS

PPG	RPG	APG	FG%	3FG%	FT%
—	—	—	—	—	—

LEWIS AT A GLANCE

► Will miss the 2020-21 season after suffering a knee injury in the preseason.

LAST GAME (vs. TCU (3/10/21))

MIN	PTS	REBS	ASTS	BLKS	STLS
1+	0	0	0	0	0

TOP PERFORMANCES

- Not expected to play in 2021-22.
- Scored 4 points in his first college game against Drake (11/25/20) on 2-of-2 field goals with 2 rebounds in 2 minutes of action off the bench.
- Posted 2 points and 2 rebounds in his first Big 12 game vs. No. 2/2 Baylor (12/19/20) in 14 minutes of action.
- Collected season-highs for points (6) and rebounds (5) in the win over Jacksonville (12/21/20).
- Was solid in 12 minutes of action at No. 18/19 Texas Tech (1/5/21) with 4 points on 2-of-2 shooting with 4 rebounds.

BACKGROUND

- A late signee who ended up seeing action in 18 games in 2020-21.
- Helped the AZ Compass Prep School to a 24-6 record as a senior in 2019-20, which included a trip to the semifinals of The Grind Session World Championship.
- Averaged a double-double (13.2 ppg., 10.1 rpg.) as a senior in 2019-20.

2021-22 GAME-BY-GAME STATISTICS

Date	Opponent	GS	MIN	FG	3PT	FT	O	D	TR	PF	AST	TO	BLK	STL	PTS	+/-
Nov. 10	FLORIDA A&M	—	—	—	—	—	—	—	—	—	—	—	—	—	—	—
Nov. 17	OMAHA	—	—	—	—	—	—	—	—	—	—	—	—	—	—	—
Nov. 22	vs. 13/12 Arkansas	—	—	—	—	—	—	—	—	—	—	—	—	—	—	—
Nov. 23	vs. 14/15 Illinois	—	—	—	—	—	—	—	—	—	—	—	—	—	—	—
Nov. 28	NORTH DAKOTA	—	—	—	—	—	—	—	—	—	—	—	—	—	—	—
Dec. 1	UALBANY	—	—	—	—	—	—	—	—	—	—	—	—	—	—	—
Dec. 5	@Wichita State															
Dec. 8	MARQUETTE															
Dec. 12	GREEN BAY															
Dec. 19	@Nebraska															
Dec. 21	McNEESE STATE															
Dec. 29	MORGAN STATE															
Jan. 1	@Oklahoma*															
Jan. 4	TEXAS*															
Jan. 8	@West Virginia*															
Jan. 12	TCU*															
Jan. 15	TEXAS TECH*															
Jan. 18	@Texas*															
Jan. 22	KANSAS*															
Jan. 25	@Baylor*															
Jan. 29	@Ole Miss															
Feb. 2	OKLAHOMA STATE*															
Feb. 5	@TCU*															
Feb. 9	BAYLOR*															
Feb. 12	@Iowa State*															
Feb. 14	WEST VIRGINIA*															
Feb. 19	@Oklahoma State*															
Feb. 22	@Kansas*															
Feb. 26	IOWA STATE*															
Feb. 28	@Texas Tech*															
Mar. 5	OKLAHOMA*															

LEWIS' CAREER STATS

YEAR	GP	GS	Min	Avg.	FGM	FGA	Pct.	3FGM	3FGA	Pct.	FTM	FTA	Pct.	Off	Def	Tot	Avg.	PF	Ast	TO	Blk	Stl	Pts	Avg.
2020-21 (Fr.)	18	0	98	5.5	15	24	.625	0	0	.000	6	14	.429	6	14	20	1.1	17	0	7	0	4	36	2.0
2021-22 (So.)	—	—	—	—	—	—	—	—	—	—	—	—	—	—	—	—	—	—	—	—	—	—	—	—
Totals	18	0	98	5.5	15	24	.625	0	0	.000	6	14	.429	6	14	20	1.1	17	0	7	0	4	36	2.0

Wildcats

12

F | JR.-1L



CARLTON LINGUARD, JR.*

F | 7-0 | 220 | Jr.-1L | San Antonio, Texas | Stevens | Temple College [Texas]

[Twitter](#) @TheOneTwo_

[Instagram](#) —

SUPERLATIVES

	FR	SO	JR	SR	CAR
10+ Points	—	1	—	—	1
20+ Points	—	—	—	—	—
3+ 3FGM	—	—	—	—	—
3+ Assists	—	—	—	—	—
2+ Steals	—	—	—	—	—
Led Team in Pts	—	—	—	—	—
Led Team in Rebs	—	—	—	—	—
Led Team in Asts	—	—	—	—	—
Led Team in Stls	—	—	—	—	—

PERSONAL HIGHS

■ Points

Season	2 vs. North Dakota (11/28/21)
Career	10 at Iowa State (12/15/20)
Big 12	10 at Iowa State (12/15/20)

■ Field Goals Made

Season	1 vs. North Dakota (11/28/21)
Career	4 at Iowa State (12/15/20)
Big 12	4 at Iowa State (12/15/20)

■ Field Goals Attempted

Season	1 vs. North Dakota (11/28/21)
Career	7 vs. Jacksonville (12/21/20)
Big 12	4 twice (last time vs. TCU (1/2/21))

■ 3-Point Field Goals Made

Season	—
Career	2 at Iowa State (12/15/20)
Big 12	2 at Iowa State (12/15/20)

■ 3-Point Field Goals Attempted

Season	—
Career	2 at Iowa State (12/15/20)
Big 12	2 at Iowa State (12/15/20)

■ Free Throws Made

Season	—
Career	1 twice (last time vs. TCU (1/2/21))
Big 12	1 vs. TCU (1/2/21)

■ Free Throws Attempted

Season	—
Career	2 vs. TCU (1/2/21)
Big 12	2 vs. TCU (1/2/21)

■ Rebounds

Season	—
Career	5 vs. Jacksonville (12/21/20)
Big 12	3 twice (last time at Oklahoma (1/19/21))

■ Assists

Season	—
Career	—
Big 12	—

■ Blocked Shots

Season	—
Career	—
Big 12	—

■ Steals

Season	—
Career	1, 3 times (last time at Baylor (1/27/21))
Big 12	1 twice (last time at Baylor (1/27/21))

■ Minutes

Season	4 vs. North Dakota (11/28/21)
Career	14 vs. Baylor (12/19/20)
Big 12	14 vs. Baylor (12/19/20)

SEASON STATS

PPG	RPG	APG	FG%	3FG%	FT%
2.0	0.0	0.0	100	—	—

LINGUARD AT A GLANCE

► Saw his first action of the season vs. North Dakota (11/28/21), scoring 2 points in nearly 4 minutes of action... Missed much of the preseason and the first 4 games as he recovered from offseason surgery.

LAST GAME (vs. North Dakota (11/28/21))

MIN	PTS	REBS	ASTS	BLKS	STLS
4	2	0	0	0	0

TOP PERFORMANCES

- Made his first appearance of the 2021-22 season vs. North Dakota (11/28/21), scoring 2 points in nearly 4 minutes of action.
- Collected his first career double-digit scoring game with 10 points on 4-of-4 field goals and 2-of-2 free throws in the road win at Iowa State (12/15/20).
- Went a perfect 3-of-3 from the field vs. Omaha (12/29/20) with 7 points, 3 rebounds and a steal in 13 minutes.
- Scored 4 points vs. Fort Hays State (12/8/20) in his college debut on 2-of-3 field goals with 2 rebounds in 8 minutes.

BACKGROUND

- Struggled with injuries with most of the 2020-21 season, missing 12 games.
- Qualifier out of high school who played one season (2019-20) at NJCAA member Temple College to gain more exposure, emerging as one of the best community college players, ranking as the 12th-best prospect by 247Sports.com... Ranked in the NJCAA's Top 5 in blocks (3.6 bpg.) and offense boards (4.3 orgp.).

2021-22 GAME-BY-GAME STATISTICS

Date	Opponent	GS	MIN	FG	3PT	FT	O	D	TR	PF	AST	TO	BLK	STL	PTS	+/-
Nov. 10	FLORIDA A&M	—	—	—	—	—	—	—	—	—	—	—	—	—	—	—
Nov. 17	OMAHA	—	—	—	—	—	—	—	—	—	—	—	—	—	—	—
Nov. 22	vs. 13/12 Arkansas	—	—	—	—	—	—	—	—	—	—	—	—	—	—	—
Nov. 23	vs. 14/15 Illinois	—	—	—	—	—	—	—	—	—	—	—	—	—	—	—
Nov. 28	NORTH DAKOTA	4	1-1	0-0	0-0	0	0	0	0	0	0	0	0	0	2	4
Dec. 1	UALBANY	—	—	—	—	—	—	—	—	—	—	—	—	—	—	—
Dec. 5	@Wichita State	—	—	—	—	—	—	—	—	—	—	—	—	—	—	—
Dec. 8	MARQUETTE	—	—	—	—	—	—	—	—	—	—	—	—	—	—	—
Dec. 12	GREEN BAY	—	—	—	—	—	—	—	—	—	—	—	—	—	—	—
Dec. 19	@Nebraska	—	—	—	—	—	—	—	—	—	—	—	—	—	—	—
Dec. 21	McNEESE STATE	—	—	—	—	—	—	—	—	—	—	—	—	—	—	—
Dec. 29	MORGAN STATE	—	—	—	—	—	—	—	—	—	—	—	—	—	—	—
Jan. 1	@Oklahoma*	—	—	—	—	—	—	—	—	—	—	—	—	—	—	—
Jan. 4	TEXAS*	—	—	—	—	—	—	—	—	—	—	—	—	—	—	—
Jan. 8	@West Virginia*	—	—	—	—	—	—	—	—	—	—	—	—	—	—	—
Jan. 12	TCU*	—	—	—	—	—	—	—	—	—	—	—	—	—	—	—
Jan. 15	TEXAS TECH*	—	—	—	—	—	—	—	—	—	—	—	—	—	—	—
Jan. 18	@Texas*	—	—	—	—	—	—	—	—	—	—	—	—	—	—	—
Jan. 22	KANSAS*	—	—	—	—	—	—	—	—	—	—	—	—	—	—	—
Jan. 25	@Baylor*	—	—	—	—	—	—	—	—	—	—	—	—	—	—	—
Jan. 29	@Ole Miss	—	—	—	—	—	—	—	—	—	—	—	—	—	—	—
Feb. 2	OKLAHOMA STATE*	—	—	—	—	—	—	—	—	—	—	—	—	—	—	—
Feb. 5	@TCU*	—	—	—	—	—	—	—	—	—	—	—	—	—	—	—
Feb. 9	BAYLOR*	—	—	—	—	—	—	—	—	—	—	—	—	—	—	—
Feb. 12	@Iowa State*	—	—	—	—	—	—	—	—	—	—	—	—	—	—	—
Feb. 14	WEST VIRGINIA*	—	—	—	—	—	—	—	—	—	—	—	—	—	—	—
Feb. 19	@Oklahoma State*	—	—	—	—	—	—	—	—	—	—	—	—	—	—	—
Feb. 22	@Kansas*	—	—	—	—	—	—	—	—	—	—	—	—	—	—	—
Feb. 26	IOWA STATE*	—	—	—	—	—	—	—	—	—	—	—	—	—	—	—
Feb. 28	@Texas Tech*	—	—	—	—	—	—	—	—	—	—	—	—	—	—	—
Mar. 5	OKLAHOMA*	—	—	—	—	—	—	—	—	—	—	—	—	—	—	—

LINGUARD'S CAREER STATS

YEAR	GP	GS	Min	Avg.	FGM	FGA	Pct.	3FGM	3FGA	Pct.	FTM	FTA	Pct.	Off	Def	Tot	Avg.	PF	Ast	TO	Blk	Stl	Pts	Avg.
2020-21 (So.)	17	0	113	6.6	16	35	.457	4	11	.364	2	4	.500	7	15	22	1.3	12	3	5	2	2	38	2.2
2021-22 (Jr.)	1	0	4	3.8	1	1	1.000	0	0	.000	0	0	.000	0	0	0	0.0	0	0	0	0	0	0	0.0
Totals	18	0	116	6.5	17	36	.472	4	11	.364	2	4	.500	7	15	22	1.2	12	3	5	2	2	38	2.2

13

G | SR-TR



MARK SMITH

G | 6-4 | 225 | Sr.-TR | Edwardsville, Ill. | Edwardsville HS | Illinois | Missouri



@Mark_Smith_13



marksmith13

SUPERLATIVES

	FR	SO	JR	SR ₁	SR ₂	CAR
10+ Points	6	11	10	13	4	44
20+ Points	1	2	2	—	—	5
2+ 3FGM	3	14	14	12	1	44
Double-Doubles	—	1	—	—	2	3
5+ Rebounds	—	11	7	8	5	31
10+ Rebounds	—	1	—	—	2	3
3+ Assists	6	3	—	2	1	12
5+ Assists	—	—	—	—	—	—
Multiple Steals	3	1	5	4	2	15

PERSONAL HIGHS

■ Points

Season	12 vs. Florida A&M (11/10/21)
Career	23 vs. Southern Illinois (12/15/19)
Big 12	—

■ Field Goals Made

Season	5 vs. North Dakota (11/28/21)
Career	8 twice (last time vs. Southern Illinois (12/15/19))
Big 12	—

■ Field Goals Attempted

Season	11 vs. North Dakota (11/28/21)
Career	15 vs. Texas A&M (1/21/20)
Big 12	—

■ 3-Point Field Goals Made

Season	2 vs. UAlbany (12/1/21)
Career	7 vs. Southern Illinois (12/15/19)
Big 12	—

■ 3-Point Field Goals Attempted

Season	3, twice
Career	13 vs. Texas A&M (1/21/20)
Big 12	—

■ Free Throws Made

Season	4 vs. UAlbany (12/1/21)
Career	12 vs. DePaul (11/17/17)
Big 12	—

■ Free Throws Attempted

Season	6 vs. Florida A&M (11/10/21)
Career	12 vs. DePaul (11/17/17)
Big 12	—

■ Rebounds

Season	10, twice
Career	10, 3 times
Big 12	—

■ Assists

Season	3 vs. Illinois (11/23/21)
Career	4, 3 times (last time vs. K-State (11/19/18))
Big 12	—

■ Blocked Shots

Season	1 vs. UAlbany (12/1/21)
Career	2, twice (last time vs. TCU (1/30/21))
Big 12	—

■ Steals

Season	2, twice
Career	5 vs. Alabama (2/6/21)
Big 12	—

■ Minutes

Season	34 vs. Florida A&M (11/10/21)
Career	40 vs. UCF (12/2/18)
Big 12	—

SMITH'S CAREER STATS

YEAR	GP	GS	Min	Avg.	FGM	FGA	Pct.	3FGM	3FGA	Pct.	FTM	FTA	Pct.	Off	Def	Tot	Avg.	PF	Ast	TO	Blk	Stl	Pts	Avg.
*2017-18 (Fr.)	31	19	591	19.1	60	178	.337	16	69	.232	43	54	.796	18	24	42	1.4	77	42	39	2	18	179	5.8
**2018-19 (So.)	19	17	539	28.4	72	165	.436	49	109	.450	24	31	.774	13	86	99	5.2	45	30	26	1	13	217	11.4
**2019-20 (Jr.)	24	20	642	26.8	75	191	.393	53	143	.371	36	49	.735	8	86	94	3.9	42	18	29	1	22	239	10.0
**2020-21 (Sr.)	26	24	768	29.5	80	215	.372	40	127	.315	52	68	.765	14	70	84	3.2	62	26	39	4	25	252	9.7
2021-22 (Sr.)	6	6	153	25.4	21	46	.457	4	12	.333	10	15	.667	10	35	45	7.5	10	10	8	1	5	56	9.3
Totals	106	86	2693	25.4	308	795	.387	162	460	.352	165	217	.760	63	301	364	3.4	236	126	141	9	83	943	8.9

SEASON STATS

PPG	RPG	APG	FG%	3FG%	FT%
9.3	7.5	1.7	45.7	33.3	66.7

SMITH AT A GLANCE

- ▶ Opted to utilize his extra season of eligibility due to the COVID-19 pandemic and transfer to K-State for the 2021-22 season after stints at Illinois (2017-18) and Missouri (2018-21)... Helped get the Tigers to the 2021 NCAA Tournament.
- ▶ The fifth-year transfer had scored in double figures in 4 of the first 6 games, including consecutive double-doubles vs. North Dakota and UAlbany... Leads the Wildcats and ranks 4th in the Big 12 in rebounding (7.5 rpg.).
- ▶ Now has seen action in 106 games in his college career, including 86 starts... Most of which has come in 3 seasons with the Tigers (69 games, 61 starts).
- ▶ Closing in 1,000 career points in his college career, needing just 57 points.
- ▶ Has 44 career double-digit scoring games, including 19 games with 15 or more points and 5 games of 20 or more points.
- ▶ Has made 162 3-pointers in his career on 35.2 percent shooting... Shot a career best 45 percent from 3 as a sophomore in 2018-19, which led the SEC and was the fourth-highest by a sophomore in school history.
- ▶ This was K-State's third recruitment of Smith, who had the Wildcats among his finalists when the former Illinois Mr. Basketball selected Illinois out of high school and then again when he transferred after his freshman season in 2017-18 and ultimately decided to attend Missouri.

2021-22 GAME-BY-GAME STATISTICS

Date	Opponent	GS	MIN	FG	3PT	FT	O	D	TR	PF	AST	TO	BLK	STL	PTS	+/-
Nov. 10	FLORIDA A&M	*	34	4-10	1-3	3-6	1	5	6	2	1	1	0	0	12	6
Nov. 17	OMAHA	*	25	4-5	0-1	3-4	1	7	8	2	2	2	0	0	11	33
Nov. 22	vs. 13/12 Arkansas	*	21	2-5	0-1	0-0	2	6	8	3	0	2	0	2	4	-11
Nov. 23	vs. 14/15 Illinois	*	26	2-8	0-2	0-0	2	1	3	2	3	1	0	2	4	-4
Nov. 28	NORTH DAKOTA	*	26	5-11	1-2	0-0	1	9	10	0	2	0	0	1	11	26
Dec. 1	UALBANY	*	21	4-7	2-3	4-5	3	7	10	1	2	2	1	0	14	16
Dec. 5	@Wichita State															
Dec. 8	MARQUETTE															
Dec. 12	GREEN BAY															
Dec. 19	@Nebraska															
Dec. 21	McNEESE STATE															
Dec. 29	MORGAN STATE															
Jan. 1	@Oklahoma*															
Jan. 4	TEXAS*															
Jan. 8	@West Virginia*															
Jan. 12	TCU*															
Jan. 15	TEXAS TECH*															
Jan. 18	@Texas*															
Jan. 22	KANSAS*															
Jan. 25	@Baylor*															
Jan. 29	@Ole Miss															
Feb. 2	OKLAHOMA STATE*															
Feb. 5	@TCU*															
Feb. 9	BAYLOR*															
Feb. 12	@Iowa State*															
Feb. 14	WEST VIRGINIA*															
Feb. 19	@Oklahoma State*															
Feb. 22	@Kansas*															
Feb. 26	IOWA STATE*															
Feb. 28	@Texas Tech*															
Mar. 5	OKLAHOMA*															

LAST GAME (vs. UAlbany (12/1/21))

MIN	PTS	REBS	ASTS	BLKS	STLS
21	14	10	2	1	0

TOP PERFORMANCES


- ▶ Has posted consecutive double-doubles for the first time in his career, posting 11 points and a career-tying 10 rebounds vs. North Dakota (11/28/21) followed by a 14-points, 10-rebound effort vs. UAlbany (12/1/21).
- ▶ Scored in double figures in his first game as Wildcat, totaling 12 points on 4-of-10 field goals and 3-of-6 free throws vs. Florida A&M (11/10/21).
- ▶ His career-high in points came when he poured in 23 vs. Southern Illinois (12/15/19) on 8-of-11 shooting, including a career-best 7-of-9 from long range.
- ▶ Opened the 2020-21 season with 4 consecutive double-digit scoring games vs. 4 NCAA Tournament teams (Oral Roberts, Oregon, Wichita State and Liberty), including 19 points in a win over the Shockers (12/6/20).
- ▶ His first double-double came in first Missouri game vs. C. Arkansas (11/16/18).

BACKGROUND

- ▶ Was considered a Major League pitching prospect in high school, committing to Missouri as a junior, before an injury to his flexor pronator tendon in his throwing elbow led him to focus solely on basketball.
- ▶ Mother, **Yvonne**, ranks in the top-20 in scoring in SIU-Edwardsville history, while father, **Anthony**, scored more than 500 points at Southern Illinois & SIUE.

14

G | SR.-1L



DREW HONAS*

G | 6-2 | 175 | Sr.-1L | Medicine Lodge, Kan. | Medicine Lodge HS | Pratt CC

@DrewHonas

drewhonas

SUPERLATIVES

	FR	SO	JR	SR	CAR
10+ Points	—	—	—	—	—
20+ Points	—	—	—	—	—
3+ 3FGM	—	—	—	—	—
3+ Assists	—	—	—	—	—
2+ Steals	—	—	—	—	—
Led Team in Pts	—	—	—	—	—
Led Team in Rebs	—	—	—	—	—
Led Team in Asts	—	—	—	—	—
Led Team in Stls	—	—	—	—	—

PERSONAL HIGHS

■ Points

Season —

Career 2 vs. West Virginia (1/23/21)

Big 12 2 vs. West Virginia (1/23/21)

■ Field Goals Made

Season —

Career 1 vs. West Virginia (1/23/21)

Big 12 1 vs. West Virginia (1/23/21)

■ Field Goals Attempted

Season —

Career 3 vs. Jacksonville (12/21/20)

Big 12 1, 3 times

■ 3-Point Field Goals Made

Season —

Career —

Big 12 —

■ 3-Point Field Goals Attempted

Season —

Career 1, 3 times

Big 12 1, twice

■ Free Throws Made

Season —

Career —

Big 12 —

■ Free Throws Attempted

Season —

Career —

Big 12 —

■ Rebounds

Season 1 vs. North Dakota (11/28/21)

Career 1, 3 times

Big 12 1 at West Virginia (2/27/21)

■ Assists

Season —

Career —

Big 12 —

■ Blocked Shots

Season —

Career —

Big 12 —

■ Steals

Season —

Career —

Big 12 —

■ Minutes

Season 1, 3 times

Career 2, 3 times

Big 12 2, twice

SEASON STATS

PPG	RPG	APG	FG%	3FG%	FT%
0.0	0.3	0.0	—	—	—

HONAS AT A GLANCE

► The second-year walk-on has seen action in 12 games in his career, including his first career action vs. No. 2/2 Baylor (12/19/20).

LAST GAME (vs. UAlbany (12/1/21))

MIN	PTS	REBS	ASTS	BLKS	STLS
1+	0	0	0	0	0

TOP PERFORMANCES

► Played more than a 1 minute vs. North Dakota (11/28/21), grabbing a rebound.

► Scored his first career points in the waning minutes vs. No. 14/15 West Virginia (1/23/21) on one attempt.

► Saw action in his first career game vs. No. 2/2 Baylor (12/19/20), attempting a 3-pointer in just over a minute of action.

BACKGROUND

► Elected to walk-on in July 2020 after transferring from Pratt Community College (2018-20).

► The son of a retired high school principal, Honas intends to become a teacher and a high school basketball coach when he graduates.

2021-22 GAME-BY-GAME STATISTICS

Date	Opponent	GS	MIN	FG	3PT	FT	O	D	TR	PF	AST	TO	BLK	STL	PTS	+/-
Nov. 10	FLORIDA A&M	—	—	—	—	—	—	—	—	—	—	—	—	—	—	—
Nov. 17	OMAHA	1+	0-0	0-0	0-0	0 0 0	0	0	0	0	0	0	0	0	0	-3
Nov. 22	vs. 13/12 Arkansas	—	—	—	—	—	—	—	—	—	—	—	—	—	—	—
Nov. 23	vs. 14/15 Illinois	—	—	—	—	—	—	—	—	—	—	—	—	—	—	—
Nov. 28	NORTH DAKOTA	1+	0-0	0-0	0-0	0 1 1	0	0	0	0	0	0	0	0	0	2
Dec. 1	UALBANY	1+	0-0	0-0	0-0	0 0 0	0	0	0	0	0	0	0	0	0	0
Dec. 5	@Wichita State	—	—	—	—	—	—	—	—	—	—	—	—	—	—	—
Dec. 8	MARQUETTE	—	—	—	—	—	—	—	—	—	—	—	—	—	—	—
Dec. 12	GREEN BAY	—	—	—	—	—	—	—	—	—	—	—	—	—	—	—
Dec. 19	@Nebraska	—	—	—	—	—	—	—	—	—	—	—	—	—	—	—
Dec. 21	McNEESE STATE	—	—	—	—	—	—	—	—	—	—	—	—	—	—	—
Dec. 29	MORGAN STATE	—	—	—	—	—	—	—	—	—	—	—	—	—	—	—
Jan. 1	@Oklahoma*	—	—	—	—	—	—	—	—	—	—	—	—	—	—	—
Jan. 4	TEXAS*	—	—	—	—	—	—	—	—	—	—	—	—	—	—	—
Jan. 8	@West Virginia*	—	—	—	—	—	—	—	—	—	—	—	—	—	—	—
Jan. 12	TCU*	—	—	—	—	—	—	—	—	—	—	—	—	—	—	—
Jan. 15	TEXAS TECH*	—	—	—	—	—	—	—	—	—	—	—	—	—	—	—
Jan. 18	@Texas*	—	—	—	—	—	—	—	—	—	—	—	—	—	—	—
Jan. 22	KANSAS*	—	—	—	—	—	—	—	—	—	—	—	—	—	—	—
Jan. 25	@Baylor*	—	—	—	—	—	—	—	—	—	—	—	—	—	—	—
Jan. 29	@Ole Miss	—	—	—	—	—	—	—	—	—	—	—	—	—	—	—
Feb. 2	OKLAHOMA STATE*	—	—	—	—	—	—	—	—	—	—	—	—	—	—	—
Feb. 5	@TCU*	—	—	—	—	—	—	—	—	—	—	—	—	—	—	—
Feb. 9	BAYLOR*	—	—	—	—	—	—	—	—	—	—	—	—	—	—	—
Feb. 12	@Iowa State*	—	—	—	—	—	—	—	—	—	—	—	—	—	—	—
Feb. 14	WEST VIRGINIA*	—	—	—	—	—	—	—	—	—	—	—	—	—	—	—
Feb. 19	@Oklahoma State*	—	—	—	—	—	—	—	—	—	—	—	—	—	—	—
Feb. 22	@Kansas*	—	—	—	—	—	—	—	—	—	—	—	—	—	—	—
Feb. 26	IOWA STATE*	—	—	—	—	—	—	—	—	—	—	—	—	—	—	—
Feb. 28	@Texas Tech*	—	—	—	—	—	—	—	—	—	—	—	—	—	—	—
Mar. 5	OKLAHOMA*	—	—	—	—	—	—	—	—	—	—	—	—	—	—	—

HONAS' CAREER STATS

YEAR	GP	GS	Min	Avg.	FGM	FGA	Pct.	3FGM	3FGA	Pct.	FTM	FTA	Pct.	Off	Def	Tot	Avg.	PF	Ast	TO	Blk	Stl	Pts	Avg.
2020-21 (Jr.)	9	0	12	1.3	1	6	.167	0	3	.000	0	0	.000	0	2	2	0.2	0	0	0	0	0	2	0.2
2021-22 (Sr.)	3	0	4	1.4	0	0	.000	0	0	.000	0	0	.000	0	1	1	0.3	0	0	0	0	0	0	0.0
Totals	12	0	16	1.3	1	6	.167	0	3	.000	0	0	.000	0	3	3	0.3	0	0	0	0	0	2	0.2

15

G | SO.-TR



TREY HARRIS

G | 5-11 | 165 | So.-TR | Bloomington, Ill. | Bloomington HS | Indian Hills CC



SUPERLATIVES

	FR	SO	JR	SR	CAR
10+ Points	—	—	—	—	—
20+ Points	—	—	—	—	—
3+ 3FGM	—	—	—	—	—
3+ Assists	—	—	—	—	—
2+ Steals	—	—	—	—	—
Led Team in Pts	—	—	—	—	—
Led Team in Rebs	—	—	—	—	—
Led Team in Asts	—	—	—	—	—
Led Team in Stls	—	—	—	—	—

PERSONAL HIGHS

■ Points

Season	—
Career	—
Big 12	—

■ Field Goals Made

Season	—
Career	—
Big 12	—

■ Field Goals Attempted

Season	—
Career	—
Big 12	—

■ 3-Point Field Goals Made

Season	—
Career	—
Big 12	—

■ 3-Point Field Goals Attempted

Season	—
Career	—
Big 12	—

■ Free Throws Made

Season	—
Career	—
Big 12	—

■ Free Throws Attempted

Season	—
Career	—
Big 12	—

■ Rebounds

Season	—
Career	—
Big 12	—

■ Assists

Season	—
Career	—
Big 12	—

■ Blocked Shots

Season	—
Career	—
Big 12	—

■ Steals

Season	—
Career	—
Big 12	—

■ Minutes

Season	—
Career	—
Big 12	—

SEASON STATS

PPG	RPG	APG	FG%	3FG%	FT%
—	—	—	—	—	—

HARRIS AT A GLANCE

► The first-year walk-on has yet to see any action this season.

LAST GAME (n/a)

MIN	PTS	REBS	ASTS	BLKS	STLS
—	—	—	—	—	—

TOP PERFORMANCES

► Has not played in 2021-22.

BACKGROUND

► Elected to walk-on in August 2021 after playing one season (2020-21) at Indian Hills Community College.

► Started his college career at Eastern Illinois but did not play basketball.

2021-22 GAME-BY-GAME STATISTICS

Date	Opponent	GS	MIN	FG	3PT	FT	O	D	TR	PF	AST	TO	BLK	STL	PTS	+/-
Nov. 10	FLORIDA A&M	—	—	—	—	—	—	—	—	—	—	—	—	—	—	—
Nov. 17	OMAHA	—	—	—	—	—	—	—	—	—	—	—	—	—	—	—
Nov. 22	vs. 13/12 Arkansas	—	—	—	—	—	—	—	—	—	—	—	—	—	—	—
Nov. 23	vs. 14/15 Illinois	—	—	—	—	—	—	—	—	—	—	—	—	—	—	—
Nov. 28	NORTH DAKOTA	—	—	—	—	—	—	—	—	—	—	—	—	—	—	—
Dec. 1	UALBANY	—	—	—	—	—	—	—	—	—	—	—	—	—	—	—
Dec. 5	@Wichita State															
Dec. 8	MARQUETTE															
Dec. 12	GREEN BAY															
Dec. 19	@Nebraska															
Dec. 21	McNEESE STATE															
Dec. 29	MORGAN STATE															
Jan. 1	@Oklahoma*															
Jan. 4	TEXAS*															
Jan. 8	@West Virginia*															
Jan. 12	TCU*															
Jan. 15	TEXAS TECH*															
Jan. 18	@Texas*															
Jan. 22	KANSAS*															
Jan. 25	@Baylor*															
Jan. 29	@Ole Miss															
Feb. 2	OKLAHOMA STATE*															
Feb. 5	@TCU*															
Feb. 9	BAYLOR*															
Feb. 12	@Iowa State*															
Feb. 14	WEST VIRGINIA*															
Feb. 19	@Oklahoma State*															
Feb. 22	@Kansas*															
Feb. 26	IOWA STATE*															
Feb. 28	@Texas Tech*															
Mar. 5	OKLAHOMA*															

HARRIS' CAREER STATS

YEAR	GP	GS	Min	Avg.	FGM	FGA	Pct.	3FGM	3FGA	Pct.	FTM	FTA	Pct.	Off	Def	Tot	Avg.	PF	Ast	TO	Blk	Stl	Pts	Avg.
2021-22 (So.)	—	—	—	—	—	—	—	—	—	—	—	—	—	—	—	—	—	—	—	—	—	—	—	—
Totals	—	—	—	—	—	—	—	—	—	—	—	—	—	—	—	—	—	—	—	—	—	—	—	—

Wildcats

20

F | JR.-1L



KAOSI EZEAGU

F | 6-10 | 255 | Jr.-1L | Brampton, Ontario | GTA Prep | UTEP

@Kaosi_E

kaosi_ezeagu

SUPERLATIVES

	FR	SO	JR	SR	CAR
10+ Points	2	2	1	—	5
5+ Rebounds	7	5	3	—	15
10+ Rebounds	—	—	—	—	—
Double-Doubles	—	—	—	—	—
2+ Blocks	8	5	1	—	14
Led Team in Pts	—	—	—	—	—
Led Team in Rebs	—	2	—	—	2
Led Team in Stls	—	1	—	—	1
Led Team in Blks	—	6	2	—	8

PERSONAL HIGHS

■ Points

Season	15 vs. North Dakota (11/28/21)
Career	15 vs. North Dakota (11/28/21)
Big 12	10 vs. Texas Tech (2/6/21)

■ Field Goals Made

Season	6 vs. North Dakota (11/28/21)
Career	6 vs. North Dakota (11/28/21)
Big 12	4, twice

■ Field Goals Attempted

Season	7 vs. North Dakota (11/28/21)
Career	7, 3 times
Big 12	6 vs. Texas Tech (2/6/21)

■ 3-Point Field Goals Made

Season	—
Career	—
Big 12	—

■ 3-Point Field Goals Attempted

Season	—
Career	—
Big 12	—

■ Free Throws Made

Season	5 vs. Florida A&M (11/10/21)
Career	7 vs. Kansas City (11/30/20)
Big 12	3 vs. West Virginia (1/23/21)

■ Free Throws Attempted

Season	8 vs. Florida A&M (11/10/21)
Career	9 vs. Kansas City (11/30/20)
Big 12	6 vs. Iowa State (3/7/21)

■ Rebounds

Season	7 vs. North Dakota (11/28/21)
Career	9, 3 times
Big 12	7 vs. Kansas (2/17/21)

■ Assists

Season	3 vs. Florida A&M (11/10/21)
Career	3 vs. Florida A&M (11/10/21)
Big 12	1, 4 times

■ Blocked Shots

Season	2 vs. Omaha (11/17/21)
Career	3, 3 times
Big 12	2, twice

■ Steals

Season	1, 3 times
Career	3 at Louisiana Tech (2/14/19)
Big 12	2 at Baylor (1/27/21)

■ Minutes

Season	20 vs. North Dakota (11/28/21)
Career	29, twice
Big 12	22 at Baylor (1/27/21)

SEASON STATS

PPG	RPG	BPG	FG%	3FG%	FT%
7.7	4.5	0.7	77.3	—	60.0

EZEAGU AT A GLANCE

► The big man has been solid to start the season, starting the first 6 games and averaging 7.7 points on a team-best 77.3 percent (17-of-22) shooting to go with 4.5 rebounds in 15.6 minutes per game... Has a team-best 4 blocked shots.

► Has posted the team's best +/- rate (+82), including +18 in the opener vs. Florida A&M (11/10/21), +25 vs. Omaha (11/17/21), +24 vs. North Dakota (11/28/21) and +18 vs. UAlbany (12/1/21).

► Has scored 7 or more points in 4 of 6 games, including a career-best 15 vs. North Dakota (11/28/21), while he is grabbed 5 or more rebounds in 3 games.

► The former UTEP transfer has seen action in 54 games in his college career with 20 starts, including 25 games and 12 starts at K-State.

► Opted to have knee surgery early in the 2020-21 campaign after starting the first 4 games, which opened the door for then freshman **Davion Bradford**... Missed the next 10 games before returning at Oklahoma (1/19/21).

► Played in the last 15 games of 2020-21, including starts vs. No. 2/2 Baylor (1/27/21) and Texas A&M (1/30/21).

► Scored at least 7 points in 12 of 25 games played at K-State.

LAST GAME (vs. UAlbany (12/1/21))

MIN	PTS	REBS	ASTS	BLKS	STLS
16	8	3	0	1	0

TOP PERFORMANCES

► Eclipsed his career-high in points with 15 vs. North Dakota (11/28/21) on 6-of-7 field goals and 3-of-6 free throws to go with 7 rebounds in 20 minutes.

► Solid in the opener vs. Florida A&M (11/10/21), scoring 7 points on 1-of-2 field goals and 5-of-8 free throws to go with 5 rebounds and a career-high 3 assists in just over 18 minutes of action.

► Earned his first double-digit scoring game at K-State with 11 points in a win over Kansas City (11/30/20) on 2-of-3 field goals and 7-of-9 free throws.

► Collected double-digit scoring for the first time in Big 12 play with 10 points on 4-of-6 shooting vs. No. 13/13 Texas Tech (2/6/21).

► Posted his previous career-high in points while playing at UTEP with 12 points vs. Middle Tennessee State (3/6/19) on 4-of-7 field goals and 4-of-5 free throws.

BACKGROUND

► Was born and raised in Nassau, The Bahamas before moving, first to the United States (Chattanooga, Tenn.), then to Canada (Brampton, Ontario) where he played prep school at GTA Prep.

► Transferred to K-State from UTEP in January 2020 and enrolled for the spring semester... Earned a waiver to play immediately in 2020-21.

2021-22 GAME-BY-GAME STATISTICS

Date	Opponent	GS	MIN	FG	3PT	FT	O	D	TR	PF	AST	TO	BLK	STL	PTS	+/-
Nov. 10	FLORIDA A&M	*	18	1-2	0-0	5-8	2	3	5	2	3	0	0	0	7	18
Nov. 17	OMAHA	*	18	3-3	0-0	2-2	0	6	6	1	0	1	2	1	8	25
Nov. 22	vs. 13/12 Arkansas	*	9	2-3	0-0	0-0	3	1	4	2	0	0	0	0	4	-4
Nov. 23	vs. 14/15 Illinois	*	12	2-3	0-0	0-0	1	1	2	3	0	0	1	1	4	1
Nov. 28	NORTH DAKOTA	*	20	6-7	0-0	3-6	1	6	7	2	0	3	0	1	15	24
Dec. 1	UALBANY	*	16	3-4	0-0	2-4	1	2	3	3	0	3	1	0	8	16
Dec. 5	@Wichita State															
Dec. 8	MARQUETTE															
Dec. 12	GREEN BAY															
Dec. 19	@Nebraska															
Dec. 21	McNEESE STATE															
Dec. 29	MORGAN STATE															
Jan. 1	@Oklahoma*															
Jan. 4	TEXAS*															
Jan. 8	@West Virginia*															
Jan. 12	TCU*															
Jan. 15	TEXAS TECH*															
Jan. 18	@Texas*															
Jan. 22	KANSAS*															
Jan. 25	@Baylor*															
Jan. 29	@Ole Miss															
Feb. 2	OKLAHOMA STATE*															
Feb. 5	@TCU*															
Feb. 9	BAYLOR*															
Feb. 12	@Iowa State*															
Feb. 14	WEST VIRGINIA*															
Feb. 19	@Oklahoma State*															
Feb. 22	@Kansas*															
Feb. 26	IOWA STATE*															
Feb. 28	@Texas Tech*															
Mar. 5	OKLAHOMA*															

EZEAGU'S CAREER STATS

YEAR	GP	GS	Min	Avg.	FGM	FGA	Pct.	3FGM	3FGA	Pct.	FTM	FTA	Pct.	Off	Def	Tot	Avg.	PF	Ast	TO	Blk	Stl	Pts	Avg.
*2018-19 (Fr.)	29	8	362	12.5	37	65	.569	0	0	.000	19	40	.475	31	67	98	3.4	76	3	36	24	9	93	3.2
2020-21 (RSo.)	19	6	323	17.0	37	66	.561	0	0	.000	24	52	.462	21	40	61	3.2	49	6	24	13	7	98	5.2
2021-22 (Jr.)	6	6	93	15.6	17	22	.773	0	0	.000	12	20	.600	8	19	27	4.5	13	3	7	4	3	46	7.7
Totals	54	20	778	14.4	91	153	.595	0	0	.000	55	112	.491	60	126	186	3.4	138	12	67	41	19	237	4.4

*at UTEP

Wildcats

21

F | SO.-1L



DAVION BRADFORD*

F | 7-0 | 270 | So.-1L | St. Louis, Mo. | Mehlville HS

@iambradford

dbrad21

SUPERLATIVES

	FR	SO	JR	SR	CAR
10+ Points	10	—	—	—	10
20+ Points	—	—	—	—	—
10+Rebounds	1	—	—	—	1
Double-Doubles	—	—	—	—	—
2+ Blocks	3	—	—	—	3
Led Team in Pts	4	—	—	—	4
Led Team in Rebs	7	—	—	—	7
Led Team in Stls	—	—	—	—	—
Led Team in Blks	5	1	—	—	6

PERSONAL HIGHS

■ Points

Season	8 vs. Omaha (11/17/21)
Career	18 twice (last vs. Baylor (3/11/21))
Big 12	14, 3 times (last at Texas (1/16/21))

■ Field Goals Made

Season	4 vs. Omaha (11/17/21)
Career	6, 5 times
Big 12	6 vs. Oklahoma (2/23/21)

■ Field Goals Attempted

Season	8 vs. Omaha (11/17/21)
Career	10, twice
Big 12	10, twice

■ 3-Point Field Goals Made

Season	—
Career	—
Big 12	—

■ 3-Point Field Goals Attempted

Season	—
Career	—
Big 12	—

■ Free Throws Made

Season	1, twice
Career	6, twice
Big 12	4 at Iowa State (12/15/20)

■ Free Throws Attempted

Season	2, twice
Career	11 vs. Milwaukee (12/11/20)
Big 12	8 vs. Texas Tech (2/16/21)

■ Rebounds

Season	6 vs. UAlbany (12/1/21)
Career	10 vs. Omaha (12/29/20)
Big 12	9 vs. TCU (1/2/21)

■ Assists

Season	—
Career	1, 5 times
Big 12	1, 4 times

■ Blocked Shots

Season	1, twice
Career	2, 3 times
Big 12	2 at Texas Tech (1/5/21)

■ Steals

Season	—
Career	1, 5 times
Big 12	1, twice

■ Minutes

Season	18 vs. Illinois (11/23/21)
Career	32 vs. Oklahoma (2/23/21)
Big 12	32 vs. Oklahoma (2/23/21)

SEASON STATS

PPG	RPG	BPG	FG%	3FG%	FT%
3.6	4.0	0.4	53.3	—	50.0

BRADFORD AT A GLANCE

► Missed his first game as a Wildcat vs. North Dakota (11/28/21) due to injury... Has struggled to start the year, as he recovers from a bout with pneumonia and strep throat that forced him to miss 2 weeks of practice.

► The promising big man posted the second-highest field goal percentage (62.1/90-of-145) in school history in 2020-21, including the highest ever by a freshman... It was the highest field goal percentage by a Wildcat since **D.J. Johnson** (62.3%) in 2016-17.

► Also connected on better than 60 percent (60.4/61-of-101) of his field goals in Big 12 play... Was the first Wildcat (regular starter/major contributor) to shoot better than 60 percent against league competition since **Ben Mitchell** connected on 61 percent (61-of-100) in Big Eight play in 1985-86.

► Scored in all 29 games, including 10 double-digit scoring games, in 2020-21.

► His team-leading 32 dunks in 2020-21 were the most-ever by Wildcat since the stat has been kept and more than the 30 by **Michael Beasley** in 2007-08.

► Was one of 3 players (along with **Mike McGuirk** and **Selton Miguel**) to play in all 29 games in 2020-21... Started the last 25 games of the season.

► Was part of the true freshman trio, along with **Selton Miguel** and **Nijel Pack**, that combined to log 71 starts in 2020-21, which ranked second nationally behind Kentucky (72) for most combined true freshmen starts.

2021-22 GAME-BY-GAME STATISTICS

Date	Opponent	GS	MIN	FG	3PT	FT	O	D	TR	PF	AST	TO	BLK	STL	PTS	+/-
Nov. 10	FLORIDA A&M		14	1-2	0-0	1-2	2	1	3	1	0	0	0	0	3	-3
Nov. 17	OMAHA		14	4-8	0-0	0-0	3	2	5	0	0	1	1	0	8	1
Nov. 22	vs. 13/12 Arkansas		14	0-1	0-0	1-2	2	2	4	1	0	3	1	0	1	-10
Nov. 23	vs. 14/15 Illinois		18	1-1	0-0	0-0	1	1	2	3	0	0	0	0	2	3
Nov. 28	NORTH DAKOTA		—	—	—	—	—	—	—	—	—	—	—	—	—	—
Dec. 1	UALBANY		16	2-3	0-0	0-0	4	2	6	3	0	1	0	0	4	11
Dec. 5	@Wichita State															
Dec. 8	MARQUETTE															
Dec. 12	GREEN BAY															
Dec. 19	@Nebraska															
Dec. 21	McNEESE STATE															
Dec. 29	MORGAN STATE															
Jan. 1	@Oklahoma*															
Jan. 4	TEXAS*															
Jan. 8	@West Virginia*															
Jan. 12	TCU*															
Jan. 15	TEXAS TECH*															
Jan. 18	@Texas*															
Jan. 22	KANSAS*															
Jan. 25	@Baylor*															
Jan. 29	@Ole Miss															
Feb. 2	OKLAHOMA STATE*															
Feb. 5	@TCU*															
Feb. 9	BAYLOR*															
Feb. 12	@Iowa State*															
Feb. 14	WEST VIRGINIA*															
Feb. 19	@Oklahoma State*															
Feb. 22	@Kansas*															
Feb. 26	IOWA STATE*															
Feb. 28	@Texas Tech*															
Mar. 5	OKLAHOMA*															

LAST GAME (vs. UAlbany (12/1/21))

MIN	PTS	REBS	ASTS	BLKS	STLS
16	4	6	0	0	0

TOP PERFORMANCES

► Off to a slow start to the season as he recovers from pneumonia and strep throat, but was solid off the bench vs. Omaha (11/17/21), scoring 8 points on 4-of-8 field goals with 5 rebounds and 1 block in just 14 minutes.

► Twice scored a career-high 18 points in 2020-21, including an impressive start vs. No. 2/2 Baylor (3/11/21) in the quarterfinals of the Big 12 Championship on 6-of-9 field goals and 6-of-8 free throws in 30 minutes.

► Posted his first career double-digit scoring game against Milwaukee (12/11/20) with a team-best 18 points on 6-of-8 shooting with 7 rebounds.

► Nearly had a double-double twice in Big 12 play, including 14 points, 9 rebounds vs. TCU (1/2/21) and 13 points and 8 rebounds vs. Oklahoma (2/23/21).

► Scored 14 points in his first Big 12 game vs. Iowa State (12/15/20).

BACKGROUND

► A consensus Top 150 prospect out of Mehlville High School in St. Louis, leading the Panthers to 45 wins the last 2 seasons and Missouri Class 5 quarterfinals in 2019-20... Twice named to the Class 5A All-State team by coaches.


► Played for MoKan Elite, helping the team to the prestigious Peach Jam title in July 2019... Played alongside future teammate **Luke Kasubke**.

BRADFORD'S CAREER STATS

YEAR	GP	GS	Min	Avg.	FGM	FGA	Pct.	3FGM	3FGA	Pct.	FTM	FTA	Pct.	Off	Def	Tot	Avg.	PF	Ast	TO	Blk	Stl	Pts	Avg.
2020-21 (Fr.)	29	25	603	20.8	90	145	.621	0	0	.000	43	73	.589	49	77	126	4.3	71	6	38	12	5	223	7.7
2021-22 (So.)	5	0	76	15.3	8	15	.533	0	0	.000	2	4	.500	12	8	20	4.0	8	0	5	2	0	18	3.6
Totals	34	25	680	20.0	98	160	.613	0	0	.000	45	77	.584	61	85	146	4.3	79	6	43	14	5	241	7.1

22

G | SO.-1L



LUKE KASUBKE*

G | 6-5 | 190 | So.-1L | St. Louis, Mo. | Chaminade HS

@LukeKasubke

lukekasubke

SUPERLATIVES

	FR	SO	JR	SR	CAR
10+ Points	—	—	—	—	—
20+ Points	—	—	—	—	—
3+ 3FGM	—	—	—	—	—
3+ Assists	—	1	—	—	1
2+ Steals	—	—	—	—	—
Led Team in Pts	—	—	—	—	—
Led Team in Rebs	—	—	—	—	—
Led Team in Asts	—	—	—	—	—
Led Team in Stls	1	—	—	—	1

PERSONAL HIGHS

■ Points

Season 5 vs. Arkansas (11/22/21)

Career 8 at Baylor (1/27/21)

Big 12 8 at Baylor (1/27/21)

■ Field Goals Made

Season 2 vs. Arkansas (11/22/21)

Career 2, 3 times

Big 12 2, 3 times

■ Field Goals Attempted

Season 4 vs. Arkansas (11/22/21)

Career 6 at West Virginia (2/27/21)

Big 12 6 at West Virginia (2/27/21)

■ 3-Point Field Goals Made

Season 1, 3 times

Career 1, 8 times

Big 12 1, 5 times

■ 3-Point Field Goals Attempted

Season 4 vs. UAlbany (12/1/21)

Career 5 vs. Oklahoma (2/23/21)

Big 12 5 vs. Oklahoma (2/23/21)

■ Free Throws Made

Season —

Career 5 at Baylor (1/27/21)

Big 12 5 at Baylor (1/27/21)

■ Free Throws Attempted

Season —

Career 6 at Baylor (1/27/21)

Big 12 6 at Baylor (1/27/21)

■ Rebounds

Season 2, twice

Career 4 at Baylor (1/27/21)

Big 12 4 at Baylor (1/27/21)

■ Assists

Season 3 vs. North Dakota (11/28/21)

Career 3 vs. Texas Tech (2/6/21)

Big 12 3 vs. Texas Tech (2/6/21)

■ Blocked Shots

Season —

Career 1 vs. Texas (2/9/21)

Big 12 1 vs. Texas (2/9/21)

■ Steals

Season 1 vs. Florida A&M (11/10/21)

Career 2 at Baylor (1/27/21)

Big 12 2 at Baylor (1/27/21)

■ Minutes

Season 25 vs. North Dakota (11/28/21)

Career 26 vs. Texas Tech (2/6/21)

Big 12 26 vs. Texas Tech (2/6/21)

SEASON STATS

PPG	RPG	APG	FG%	3FG%	FT%
2.5	1.0	0.8	33.3	25.0	—

KASUBKE AT A GLANCE

► Finally healthy after an injury plagued first season in 2020-21, in which, he was expected to redshirt after a preseason foot injury... However, he was able to rehab and return at No. 4/4 Texas (1/16/21) after missing the first 13 games.

► Has now played in 22 consecutive games after playing in the last 16 games of the 2020-21 campaign.

► Has hit a 3-pointer in 3 of the first 6 games off the bench, averaging 15.4 minutes per game.

► Dished out a career-high 3 assists vs. North Dakota (11/28/21).

► Scored nearly 1,500 points (1,466) in his prep career at famed Chaminade High School in St. Louis, where he led the Red Devils to 84 wins... Ranks sixth on the school's all-time scoring list, while he ninth in career scoring average (22.3 ppg)... His 218 career 3-pointers are second at the school and only surpassed by **Bradley Beals'** 256.

LAST GAME (vs. UAlbany (12/1/21))

MIN	PTS	REBS	ASTS	BLKS	STLS
11	2	2	2	0	0

TOP PERFORMANCES

► Has knocked down a 3-pointer in 3 of the first 6 games, playing 13 minutes vs. Florida A&M (11/10/21) and a season-best 25 vs. North Dakota (11/28/21).

► Saw his first action as a Wildcat at No. 4/4 Texas (1/16/21), grabbing a rebound in 10 minutes.

► Scored his first career points on a 3-pointer on his first attempt at Oklahoma (1/19/21), finishing 5 points on 2-of-4 field goals and an assist in 15 minutes.

► Saw his first extensive action off the bench at No. 2/2 Baylor (1/27/21), scoring 8 points while grabbing 4 rebounds and 2 steals in 23 minutes.

► Dished out a career-best 3 assists vs. No. 13/11 Texas Tech (2/6/21) to go with 5 points in a season-best 26 minutes.

BACKGROUND

► A consensus Top 200 prospect out of famed Chaminade High School in St. Louis, which has also produced NBA players **Bradley Beal** and **Jayson Tatum**... A 4-year letterman for the Red Devils, leading them to 3 MSHSAA Final Fours.

► Parents, **Bret** and **Michele**, played basketball at D2 Quincy University with mom scoring nearly 1,000 points and dad earning team MVP honors as a senior.

2021-22 GAME-BY-GAME STATISTICS

Date	Opponent	GS	MIN	FG	3PT	FT	O	D	TR	PF	AST	TO	BLK	STL	PTS	±
Nov. 10	FLORIDA A&M		14	1-3	1-2	0-0	0	0	0	1	0	0	0	1	3	11
Nov. 17	OMAHA		20	1-3	1-2	0-0	0	2	2	2	0	2	0	0	3	-15
Nov. 22	vs. 13/12 Arkansas		16	2-4	1-2	0-0	0	1	1	1	0	0	0	0	5	0
Nov. 23	vs. 14/15 Illinois		7	1-1	0-0	0-0	0	0	0	0	0	0	0	0	2	11
Nov. 28	NORTH DAKOTA		25	0-2	0-2	0-0	0	1	1	1	3	0	0	0	0	22
Dec. 1	UALBANY		11	1-5	0-4	0-0	0	2	2	0	2	0	0	0	2	4
Dec. 5	@Wichita State															
Dec. 8	MARQUETTE															
Dec. 12	GREEN BAY															
Dec. 19	@Nebraska															
Dec. 21	McNEESE STATE															
Dec. 29	MORGAN STATE															
Jan. 1	@Oklahoma*															
Jan. 4	TEXAS*															
Jan. 8	@West Virginia*															
Jan. 12	TCU*															
Jan. 15	TEXAS TECH*															
Jan. 18	@Texas*															
Jan. 22	KANSAS*															
Jan. 25	@Baylor*															
Jan. 29	@Ole Miss															
Feb. 2	OKLAHOMA STATE*															
Feb. 5	@TCU*															
Feb. 9	BAYLOR*															
Feb. 12	@Iowa State*															
Feb. 14	WEST VIRGINIA*															
Feb. 19	@Oklahoma State*															
Feb. 22	@Kansas*															
Feb. 26	IOWA STATE*															
Feb. 28	@Texas Tech*															
Mar. 5	OKLAHOMA*															

KASUBKE'S CAREER STATS

YEAR	GP	GS	Min	Avg.	FGM	FGA	Pct.	3FGM	3FGA	Pct.	FTM	FTA	Pct.	Off	Def	Tot	Avg.	PF	Ast	TO	Blk	Stl	Pts	Avg.
2020-21 (Fr.)	16	0	255	15.9	10	39	.256	5	27	.185	10	15	.667	5	15	20	1.3	17	13	11	1	6	35	2.2
2021-22 (So.)	6	0	92	15.4	6	18	.333	3	12	.250	0	0	.000	0	6	6	1.0	5	5	2	0	1	15	2.5
Totals	22	0	347	15.8	16	57	.281	8	39	.205	10	15	.667	5	21	26	1.2	22	18	13	1	7	50	2.3

Wildcats

23

F | SO.-TR



JORDAN BROOKS

G | 6-4 | 190 | So.-TR | Grayson, Ky. | Bosco Institute [Ind.] | Iona

@JBrooks2323

_brooks23

SUPERLATIVES

	FR	SO	JR	SR	CAR
10+ Points	—	—	—	—	—
20+ Points	—	—	—	—	—
10+Rebounds	—	—	—	—	—
Double-Doubles	—	—	—	—	—
2+ Blocks	—	—	—	—	—
Led Team in Pts	—	—	—	—	—
Led Team in Rebs	—	—	—	—	—
Led Team in Asts	—	—	—	—	—
Led Team in Stls	—	—	—	—	—

PERSONAL HIGHS

■ Points

Season	—
Career	—
Big 12	—

■ Field Goals Made

Season	—
Career	—
Big 12	—

■ Field Goals Attempted

Season	—
Career	—
Big 12	—

■ 3-Point Field Goals Made

Season	—
Career	—
Big 12	—

■ 3-Point Field Goals Attempted

Season	—
Career	—
Big 12	—

■ Free Throws Made

Season	—
Career	—
Big 12	—

■ Free Throws Attempted

Season	—
Career	—
Big 12	—

■ Rebounds

Season	—
Career	—
Big 12	—

■ Assists

Season	—
Career	—
Big 12	—

■ Blocked Shots

Season	—
Career	—
Big 12	—

■ Steals

Season	—
Career	—
Big 12	—

■ Minutes

Season	1, twice
Career	3 at Rider (12/19/20)
Big 12	—

SEASON STATS

PPG	RPG	APG	FG%	3FG%	FT%
0.0	0.0	0.0	—	—	—

BROOKS AT A GLANCE

► The first-year walk-on has played in 3 of the first 6 games.

LAST GAME (vs. UAlbany (12/1/21))

MIN	PTS	REBS	ASTS	BLKS	STLS
1+	0	0	0	0	0

TOP PERFORMANCES

► Has played in 3 games with no stats.

BACKGROUND

► Elected to walk-on in August 2021 after playing one season (2020-21) at Iona College for Hall of Fame head coach **Rick Pitino**.

► Father, **Delray**, is a former Indiana Mr. Basketball who played for the Hoosiers (1984-86) for legendary coach **Bob Knight** before finishing his career playing for Pitino at Providence (1986-88), where he helped the Friars to the 1987 Final Four.

2021-22 GAME-BY-GAME STATISTICS

Date	Opponent	GS	MIN	FG	3PT	FT	O	D	TR	PF	AST	TO	BLK	STL	PTS	+/-
Nov. 10	FLORIDA A&M	—	—	—	—	—	—	—	—	—	—	—	—	—	—	—
Nov. 17	OMAHA	0+	0-0	0-0	0-0	0-0	0	0	0	0	0	0	0	0	0	0
Nov. 22	vs. 13/12 Arkansas	—	—	—	—	—	—	—	—	—	—	—	—	—	—	—
Nov. 23	vs. 14/15 Illinois	—	—	—	—	—	—	—	—	—	—	—	—	—	—	—
Nov. 28	NORTH DAKOTA	1+	0-0	0-0	0-0	0-0	0	0	0	1	0	0	0	0	0	2
Dec. 1	UALBANY	1+	0-0	0-0	0-0	0-0	0	0	0	0	0	0	0	0	0	0
Dec. 5	@Wichita State															
Dec. 8	MARQUETTE															
Dec. 12	GREEN BAY															
Dec. 19	@Nebraska															
Dec. 21	McNEESE STATE															
Dec. 29	MORGAN STATE															
Jan. 1	@Oklahoma*															
Jan. 4	TEXAS*															
Jan. 8	@West Virginia*															
Jan. 12	TCU*															
Jan. 15	TEXAS TECH*															
Jan. 18	@Texas*															
Jan. 22	KANSAS*															
Jan. 25	@Baylor*															
Jan. 29	@Ole Miss															
Feb. 2	OKLAHOMA STATE*															
Feb. 5	@TCU*															
Feb. 9	BAYLOR*															
Feb. 12	@Iowa State*															
Feb. 14	WEST VIRGINIA*															
Feb. 19	@Oklahoma State*															
Feb. 22	@Kansas*															
Feb. 26	IOWA STATE*															
Feb. 28	@Texas Tech*															
Mar. 5	OKLAHOMA*															

*at Iona

BROOKS' CAREER STATS

YEAR	GP	GS	Min	Avg.	FGM	FGA	Pct.	3FGM	3FGA	Pct.	FTM	FTA	Pct.	Off	Def	Tot	Avg.	PF	Ast	TO	Blk	Stl	Pts	Avg.
*2020-21 (Fr.)	2	0	4	2.0	0	0	.000	0	0	.000	0	0	.000	0	0	0	0.0	0	0	0	0	0	0	0.0
2021-22 (So.)	3	0	3	1.1	0	0	.000	0	0	.000	0	0	.000	0	0	0	0.0	1	0	0	0	0	0	0.0
Totals	5	0	7	1.4	0	0	.000	0	0	.000	0	0	.000	0	0	0	0.0	1	0	0	0	0	0	0.0

Wildcats

24

G | SO.-1L



NIJEL PACK*

G | 6-0 | 180 | So.-1L | Indianapolis, Ind. | Lawrence Central HS

@NijelPack24

nijelpack_

SUPERLATIVES

	FR	SO	JR	SR	CAR
10+ Points	16	6	—	—	22
20+ Points	3	—	—	—	3
3+ 3FGM	11	4	—	—	15
5+ Assists	12	1	—	—	13
2+ Steals	2	3	—	—	5
Led Team in Pts	11	4	—	—	15
Led Team in Rebs	1	—	—	—	—
Led Team in Asts	12	1	—	—	13
Led Team in Stls	4	3	—	—	7

PERSONAL HIGHS

■ Points

Season	18 vs. Florida A&M (11/10/21)
Career	26 vs. Texas A&M (1/30/21)
Big 12	22 vs. Texas (2/9/21)

■ Field Goals Made

Season	6, 4 times
Career	9 vs. Texas A&M (1/30/21)
Big 12	7, twice

■ Field Goals Attempted

Season	14 vs. Illinois (11/23/21)
Career	16, twice
Big 12	16 at Oklahoma State (2/13/21)

■ 3-Point Field Goals Made

Season	5 vs. UAlbany (12/1/21)
Career	8 vs. Texas A&M (1/30/21) <i>most by a freshman</i>
Big 12	4 vs. Texas Tech (2/6/21)

■ 3-Point Field Goals Attempted

Season	8, twice
Career	14 vs. Texas A&M (1/30/21)
Big 12	8 vs. Texas (2/9/21)

■ Free Throws Made

Season	3 vs. Arkansas (11/22/21)
Career	6 vs. TCU (3/10/21)
Big 12	5 vs. Texas (2/9/21)

■ Free Throws Attempted

Season	3 vs. Arkansas (11/22/21)
Career	7 twice
Big 12	7 vs. Texas (2/9/21)

■ Rebounds

Season	5 vs. UAlbany (12/1/21)
Career	7 vs. Texas Tech (2/6/21)
Big 12	7 vs. Texas Tech (2/6/21)

■ Assists

Season	5 vs. Omaha (11/17/21)
Career	9 vs. Oklahoma (2/23/21)
Big 12	9 vs. Oklahoma (2/23/21)

■ Blocked Shots

Season	—
Career	—
Big 12	—

■ Steals

Season	2, 3 times
Career	3, twice
Big 12	3 at Iowa State (12/15/20)

■ Minutes

Season	32 vs. UAlbany (12/1/21)
Career	39 at TCU (2/20/21)
Big 12	39 at TCU (2/20/21)

SEASON STATS

PPG	RPG	APG	FG%	3FG%	FT%
15.8	2.8	2.5	51.5	48.6	100

PACK AT A GLANCE

► Has continued where he left off in 2020-21, leading or tying for the team lead in scoring for the Wildcats in 4 of the first 6 games, pacing the team in scoring (15.8 ppg.), double-digit scoring games (6), field goals (34) and 3-pointers (18).

► Ranks 1st in Big 12 in 3-pointers (3.0), 2nd in 3-point field goal percentage (48.6), 4th in scoring (15.8 ppg.) and 7th in field goal percentage (51.5).

► Enjoyed one of the best freshmen seasons in school history, ranking first or second in most offensive categories, including becoming the first rookie to lead the team in scoring (12.7 ppg.) since **Marcus Foster** in 2013-14... One of 3 freshmen (**Michael Beasley**, **Marcus Foster**) to lead the team in scoring.

► One of just 3 true freshmen to rank in the Big 12's Top 20 in scoring in 2020-21, joining Oklahoma State's **Cade Cunningham** and TCU's **Mike Miles**.

► Finished his rookie campaign ranking in the top-10 in 9 freshman categories, including second in 3-pointers (60), third in 3-point field goal percentage (40.5), fifth in assists (91), ninth in total points (305) and 10th in starts (24).

► Was among the best 3-point shooters in the Big 12, ranking 2nd in the league in 3-point field goal percentage (40.5) and 4th in 3-pointer made/game (2.50).

► Was part of the true freshman trio, along with **Davion Bradford** and **Selton Miguel**, that combined to log 71 starts in 2020-21, which ranked second nationally behind Kentucky (72) for most combined true freshmen starts.

2021-22 GAME-BY-GAME STATISTICS

Date	Opponent	GS	MIN	FG	3PT	FT	O	D	TR	PF	AST	TO	BLK	STL	PTS	+/-
Nov. 10	FLORIDA A&M	*	31	6-11	4-7	2-2	2	1	3	1	3	1	0	2	18	9
Nov. 17	OMAHA	*	20	5-8	3-4	2-2	0	0	0	0	5	1	0	1	15	34
Nov. 22	vs. 13/12 Arkansas	*	28	5-12	1-6	3-3	1	1	2	3	2	5	0	2	14	-3
Nov. 23	vs. 14/15 Illinois	*	30	6-14	1-4	2-2	0	4	4	2	0	0	0	2	15	-8
Nov. 28	NORTH DAKOTA	*	25	6-10	4-8	0-0	0	3	3	3	2	3	0	0	16	27
Dec. 1	UALBANY	*	32	6-11	5-8	0-0	1	4	5	1	3	1	0	1	17	26
Dec. 5	@Wichita State															
Dec. 8	MARQUETTE															
Dec. 12	GREEN BAY															
Dec. 19	@Nebraska															
Dec. 21	McNEESE STATE															
Dec. 29	MORGAN STATE															
Jan. 1	@Oklahoma*															
Jan. 4	TEXAS*															
Jan. 8	@West Virginia*															
Jan. 12	TCU*															
Jan. 15	TEXAS TECH*															
Jan. 18	@Texas*															
Jan. 22	KANSAS*															
Jan. 25	@Baylor*															
Jan. 29	@Ole Miss															
Feb. 2	OKLAHOMA STATE*															
Feb. 5	@TCU*															
Feb. 9	BAYLOR*															
Feb. 12	@Iowa State*															
Feb. 14	WEST VIRGINIA*															
Feb. 19	@Oklahoma State*															
Feb. 22	@Kansas*															
Feb. 26	IOWA STATE*															
Feb. 28	@Texas Tech*															
Mar. 5	OKLAHOMA*															

LAST GAME (vs. UAlbany (12/1/21))

MIN	PTS	REBS	ASTS	BLKS	STLS
32	17	5	3	0	1

TOP PERFORMANCES

► Has been among the leading scorers in 4 of first 6 games, including 18 vs. Florida A&M (11/10/21), 15 vs. Omaha (11/17/21), 14 vs. No. 12/13 Arkansas (11/22/21) and 17 vs. UAlbany (12/1/21).

► Posted his first career 20-point game in 2020-21, as he scored a career-high 26 points vs. Texas A&M (1/30/21) on 9-of-16 field goals, including 8 triples.

► Tallied his first 20-point game in Big 12 play with a team-high 22 points vs. No. 13/11 Texas (2/9/21) on 7-of-14 field goals, including 3 triples.

► Had a stellar 2-game Big 12 Championship performance, scoring 23 points vs. TCU (3/10/21) on 6-of-8 shooting, including 5 treys, before adding 18 points vs. No. 2/2 Baylor (3/11/21) with another 6 triples.

► Dished out a season-high 9 assists in the upset of No. 7/7 Oklahoma (2/23/21).

BACKGROUND

► A consensus Top 150 recruit out of Lawrence Central High in Indianapolis, where he led the Bears to 70-26 record in his prep career, including a 44-7 mark his junior (2018-19) and senior (2019-20) seasons.

► Scored more than 1,000 points in his prep career on 50.7 percent shooting, with 820 those coming his junior and senior seasons.

PACK'S CAREER STATS

YEAR	GP	GS	Min	Avg.	FGM	FGA	Pct.	3FGM	3FGA	Pct.	FTM	FTA	Pct.	Off	Def	Tot	Avg.	PF	Ast	TO	Blk	Stl	Pts	Avg.
2020-21 (Fr.)	24	24	806	33.6	109	261	.418	60	148	.405	27	34	.794	14	74	88	3.7	49	91	49	0	28	305	12.7
2021-22 (So.)	6	6	167	27.8	34	66	.515	18	37	.486	9	9	1.000	4	13	17	2.8	10	15	11	0	8	95	15.8
Totals	30	30	973	32.4	143	327	.437	78	185	.422	36	43	.837	18	87	105	3.5	59	106	60	0	36	400	13.3

Wildcats

25

F | SO.-1L



ISMAEL [ISH] MASSOUD

F | 6-9 | 210 | So.-1L | East Harlem, N.Y. | The MacDuffie School | Wake Forest



@IsmaelMassoud



ishhhy_masss

SUPERLATIVES

	FR	SO ₁	SO ₂	JR	SR	CAR
10+ Points	4	7	2	—	—	13
20+ Points	—	1	—	—	—	1
2+ 3FGM	10	10	2	—	—	22
Double-Doubles	—	—	—	—	—	—
5+ Rebounds	2	7	2	—	—	11
3+ Assists	—	1	1	—	—	2
Multiple Steals	2	2	2	—	—	6
2+ Blocks	1	—	1	—	—	2
30+ Minutes	—	4	3	—	—	7

PERSONAL HIGHS

■ Points

Season 15 vs. Omaha (11/17/21)

Career 31 vs. Pittsburgh (1/23/21)

Big 12 —

■ Field Goals Made

Season 5 vs. Omaha (11/17/21)

Career 10 vs. Pittsburgh (1/23/21)

Big 12 —

■ Field Goals Attempted

Season 10, twice

Career 14 vs. Pittsburgh (1/23/21)

Big 12 —

■ 3-Point Field Goals Made

Season 3, twice

Career 8 vs. Pittsburgh (1/23/21)

Big 12 —

■ 3-Point Field Goals Attempted

Season 6 vs. Omaha (11/17/21)

Career 10 vs. Pittsburgh (1/23/21)

Big 12 —

■ Free Throws Made

Season 2 vs. Omaha (11/17/21)

Career 5, twice

Big 12 —

■ Free Throws Attempted

Season 2, twice

Career 7 at Duke (1/9/21)

Big 12 —

■ Rebounds

Season 7 vs. North Dakota (11/28/21)

Career 8 at Duke (1/9/21)

Big 12 —

■ Assists

Season 3 vs. North Dakota (11/28/21)

Career 3 at Pittsburgh (3/2/21)

Big 12 —

■ Blocked Shots

Season 2 vs. Omaha (11/17/21)

Career 2, twice

Big 12 —

■ Steals

Season 2, twice

Career 2, 5 times

Big 12 —

■ Minutes

Season 32 vs. Illinois (11/23/21)

Career 34 at N.C. State (11/27/21)

Big 12 —

SEASON STATS

PPG	RPG	APG	FG%	3FG%	FT%
6.2	4.2	0.5	31.7	31.8	100

MASSOUD AT A GLANCE

► The Wake Forest transfer has started the first 6 games, averaging a team-best 28.3 minutes per game, while ranking 3rd in 3-point field goals (7) and 2nd in blocked shots (3)... Has 2 double-digit scoring games in the last 5 games.

► Rebounded for a scoreless effort vs. No. 12/13 Arkansas (11/22/21) with 13 points on 4-of-10 shooting, including 3-of-5 from 3-point range, with a team-tying 2 steals in 32 minutes vs. No. 14/15 Illinois (11/23/21).

► Despite just 2 points vs. North Dakota (11/28/21), he was solid all-around with season-highs in rebounds (7), assists (3) and steals (2).

► Transferred to K-State in April after 2 seasons (2019-21) at Wake Forest, seeing action in all 53 games as a Demon Deacon with 8 starts.

► Averaged 8.3 points and 3.4 rebounds for Wake Forest in 22 games with 8 starts in 2020-21... Ranked among the top-5 in a number of categories, including 2nd in 3-point field goals (36), 3rd in field goals made (30) and 5th in scoring.

► Now has 13 career double-digit scoring games, including a career-best 31-point performance vs. Pittsburgh (1/23/21) on 10-of-14 field goals with 8 triples.

► Has made 76 3-pointers in his career on 35.8 percent shooting... Has posted 2 or more triples in 22 of 59 career games in college.

LAST GAME (vs. UAlbany (12/1/21))

MIN	PTS	REBS	ASTS	BLKS	STLS
24	2	4	0	0	0

TOP PERFORMANCES

► Enjoyed a strong all-around game vs. Omaha (11/17/21), tying for the team lead with 15 points on 5-of-10 field goals, including 3-of-6 from 3-point range, to go with 6 rebounds and 2 blocks in 30 minutes.

► Has career-best in points came in an epic game against Pittsburgh (1/23/21), scoring 31 points on 10-of-14 field goals, including 8-of-10 from 3-point range, in 34 minutes... One of 7 Wake Forest players to hit 8 triples in a game, while tied the school record for 3-pointers in a regulation game.

► Tallied a near double-double at Duke (1/9/21) with 17 points on 5-of-10 field goals and 5-of-7 free throws and a career-best 8 rebounds in 26 minutes.

BACKGROUND

► The consensus Top 150 prospect picked Wake Forest out of high school over Harvard, Georgia Tech, Auburn and Rutgers.

► Played for the PSA Cardinals on the Nike EYBL circuit, where he played alongside Orlando Magic guard **Cole Anthony**, Connecticut's **James Bouknight** and Wichita State's **Tyson Etienne**.

► Mother, **Alicia Rodriguez-Barrera**, played basketball at Houston and was a starter as a junior (1996-97) and senior (1997-98)... Brother, **Sofian**, is a redshirt freshman quarterback at Houston.

2021-22 GAME-BY-GAME STATISTICS

Date	Opponent	GS	MIN	FG	3PT	FT	O	D	TR	PF	AST	TO	BLK	STL	PTS	+/-
Nov. 10	FLORIDA A&M	*	26	2-5	1-3	0-0	0	3	3	3	0	1	0	0	5	5
Nov. 17	OMAHA	*	31	5-10	3-6	2-2	0	6	6	2	0	1	2	0	15	31
Nov. 22	vs. 13/12 Arkansas	*	31	0-8	0-5	0-0	0	3	3	3	0	1	1	0	0	-4
Nov. 23	vs. 14/15 Illinois	*	32	4-10	3-5	2-2	0	2	2	1	0	0	0	2	13	-17
Nov. 28	NORTH DAKOTA	*	28	1-5	0-1	0-0	0	7	7	2	3	1	0	2	2	31
Dec. 1	UALBANY	*	24	1-3	0-2	0-0	0	4	4	1	0	1	0	0	2	24
Dec. 5	@Wichita State															
Dec. 8	MARQUETTE															
Dec. 12	GREEN BAY															
Dec. 19	@Nebraska															
Dec. 21	MCNEESE STATE															
Dec. 29	MORGAN STATE															
Jan. 1	@Oklahoma*															
Jan. 4	TEXAS*															
Jan. 8	@West Virginia*															
Jan. 12	TCU*															
Jan. 15	TEXAS TECH*															
Jan. 18	@Texas*															
Jan. 22	KANSAS*															
Jan. 25	@Baylor*															
Jan. 29	@Ole Miss															
Feb. 2	OKLAHOMA STATE*															
Feb. 5	@TCU*															
Feb. 9	BAYLOR*															
Feb. 12	@Iowa State*															
Feb. 14	WEST VIRGINIA*															
Feb. 19	@Oklahoma State*															
Feb. 22	@Kansas*															
Feb. 26	IOWA STATE*															
Feb. 28	@Texas Tech*															
Mar. 5	OKLAHOMA*															

MASSOUD'S CAREER STATS

YEAR	GP	GS	Min	Avg.	FGM	FGA	Pct.	3FGM	3FGA	Pct.	FTM	FTA	Pct.	Off	Def	Tot	Avg.	PF	Ast	TO	Blk	Stl	Pts	Avg.
*2019-20 (Fr.)	31	0	376	12.1	47	122	.385	33	83	.398	22	29	.759	6	57	63	2.0	31	9	23	12	10	149	4.8
*2020-21 (So.)	22	8	478	21.7	58	170	.341	36	107	.336	30	41	.732	16	59	75	3.4	41	11	32	1	8	182	8.3
2021-22 (So.)	6	6	170	28.3	13	41	.317	7	22	.318	4	4	1.000	0	25	25	4.2	12	3	5	3	4	37	6.2
Totals	59	14	1023	17.3	118	333	.354	76	212	.358	56	74	.757	22	141	163	2.8	84	23	60	16	22	368	6.2

*at Wake Forest

Wildcats

33

F | FR.-HS



LOGAN LANDERS

F | 6-9 | 215 | Fr.-HS | Cedarburg, Wis. | Cedarburg HS

@LoganLanders12 loganlanders21

SUPERLATIVES

	FR	SO	JR	SR	CAR
10+ Points	—	—	—	—	—
20+ Points	—	—	—	—	—
10+Rebounds	—	—	—	—	—
Double-Doubles	—	—	—	—	—
2+ Blocks	—	—	—	—	—
Led Team in Pts	—	—	—	—	—
Led Team in Rebs	—	—	—	—	—
Led Team in Asts	—	—	—	—	—
Led Team in Stls	—	—	—	—	—

PERSONAL HIGHS

■ Points

Season 5 vs. North Dakota (11/28/21)

Career 5 vs. North Dakota (11/28/21)

Big 12 —

■ Field Goals Made

Season 2 vs. North Dakota (11/28/21)

Career 2 vs. North Dakota (11/28/21)

Big 12 —

■ Field Goals Attempted

Season 4 vs. North Dakota (11/28/21)

Career 4 vs. North Dakota (11/28/21)

Big 12 —

■ 3-Point Field Goals Made

Season —

Career —

Big 12 —

■ 3-Point Field Goals Attempted

Season 1 vs. Illinois (11/23/21)

Career 1 vs. Illinois (11/23/21)

Big 12 —

■ Free Throws Made

Season 3 vs. Arkansas (11/22/21)

Career 3 vs. Arkansas (11/22/21)

Big 12 —

■ Free Throws Attempted

Season 4 vs. Arkansas (11/22/21)

Career 4 vs. Arkansas (11/22/21)

Big 12 —

■ Rebounds

Season 3, twice

Career 3, twice

Big 12 —

■ Assists

Season 1 vs. North Dakota (11/28/21)

Career 1 vs. North Dakota (11/28/21)

Big 12 —

■ Blocked Shots

Season —

Career —

Big 12 —

■ Steals

Season 1 vs. North Dakota (11/28/21)

Career 1 vs. North Dakota (11/28/21)

Big 12 —

■ Minutes

Season 16 vs. North Dakota (11/28/21)

Career 16 vs. North Dakota (11/28/21)

Big 12 —

SEASON STATS

PPG	RPG	APG	FG%	3FG%	FT%
1.3	1.3	0.2	28.6	0.0	66.7

LANDERS AT A GLANCE

- ▶ Has seen action in all 6 games to start the year, averaging 8.4 minutes per game, including playing 10 minutes vs. No. 14/15 Illinois (11/23/21) and All-American **Kofi Cockburn** and a season-best 15 vs. North Dakota (11/28/21).
- ▶ Scored his first career points vs. No. 13/12 Arkansas (11/22/21) with a 3-of-4 effort from the free throw line in 5 minutes, while he connected on his first field goal with a season-high 5 points vs. North Dakota (11/28/21).
- ▶ Transferred to Cedarburg High School in his hometown for the 2020-21 season after 3 standout seasons at Brookfield Academy... Led Cedarburg to a 20-5 record and an honorable mention All-State pick by the AP and the coaches.
- ▶ Scored 1,547 points (15.9 ppg.) in his prep career on 49.5 percent shooting to go with 859 rebounds (8.9 rpg.) and 249 assists (2.6 apg.) in 97 games at Brookfield Academy (2017-20) and Cedarburg High School (2020-21).
- ▶ Totaled 914 (19.0 ppg.) of his 1,547 career points and 398 (8.3 rpg.) of his 859 rebounds and 163 (3.4 apg.) of his 249 assists his junior and senior seasons.

LAST GAME (vs. UAlbany (12/1/21))

MIN	PTS	REBS	ASTS	BLKS	STLS
8	0	3	0	0	0

TOP PERFORMANCES

- ▶ Played his most significant minutes vs. North Dakota (11/28/21), scoring a season-high 5 points on 2-of-4 field goals and 1-of-2 free throws to go with 3 rebounds, 1 assist and 1 steal in 16 minutes.
- ▶ Scored his first career points vs. No. 13/12 Arkansas (11/22/21) with a 3-of-4 effort from the free throw line in 10 minutes.

BACKGROUND

- ▶ Considered one of the top players in the state of Wisconsin, ranking among the top centers (No. 39) by 247Sports.
- ▶ Played for Phenom Team Herro EYBL, which included the nation's top recruit **Patrick Baldwin, Jr.**, and current Iowa State freshman **Tyrese Hunter**.
- ▶ Grew 9 inches in middle school and stood 6-foot-5 in the eighth grade.

2021-22 GAME-BY-GAME STATISTICS

Date	Opponent	GS	MIN	FG	3PT	FT	O	D	TR	PF	AST	TO	BLK	STL	PTS	+/-
Nov. 10	FLORIDA A&M	2	0-0	0-0	0-0	0	0	0	0	0	0	0	0	0	0	-5
Nov. 17	OMAHA	10	0-1	0-0	0-0	1	0	1	1	0	0	0	0	0	0	-9
Nov. 22	vs. 13/12 Arkansas	5	0-0	0-0	3-4	0	1	1	1	0	0	0	0	0	3	-4
Nov. 23	vs. 14/15 Illinois	10	0-1	0-1	0-0	0	0	0	1	0	0	0	0	0	0	-12
Nov. 28	NORTH DAKOTA	16	2-4	0-0	1-2	1	2	3	2	1	1	0	1	5	14	
Dec. 1	UALBANY	8	0-1	0-0	0-0	2	1	3	2	0	0	0	0	0	0	3
Dec. 5	@Wichita State															
Dec. 8	MARQUETTE															
Dec. 12	GREEN BAY															
Dec. 19	@Nebraska															
Dec. 21	McNEESE STATE															
Dec. 29	MORGAN STATE															
Jan. 1	@Oklahoma*															
Jan. 4	TEXAS*															
Jan. 8	@West Virginia*															
Jan. 12	TCU*															
Jan. 15	TEXAS TECH*															
Jan. 18	@Texas*															
Jan. 22	KANSAS*															
Jan. 25	@Baylor*															
Jan. 29	@Ole Miss															
Feb. 2	OKLAHOMA STATE*															
Feb. 5	@TCU*															
Feb. 9	BAYLOR*															
Feb. 12	@Iowa State*															
Feb. 14	WEST VIRGINIA*															
Feb. 19	@Oklahoma State*															
Feb. 22	@Kansas*															
Feb. 26	IOWA STATE*															
Feb. 28	@Texas Tech*															
Mar. 5	OKLAHOMA*															

LANDERS' CAREER STATS

YEAR	GP	GS	Min	Avg.	FGM	FGA	Pct.	3FGM	3FGA	Pct.	FTM	FTA	Pct.	Off	Def	Tot	Avg.	PF	Ast	TO	Blk	Stl	Pts	Avg.
2021-22 (Fr.)	6	0	51	8.4	2	7	.286	0	1	.000	4	6	.667	4	4	8	1.3	7	1	1	0	1	8	1.3
Totals	6	0	51	8.4	2	7	.286	0	1	.000	4	6	.667	4	4	8	1.3	7	1	1	0	1	8	1.3

Wildcats



K-STATE BROADCAST NOTES

**2021-22
Record/Conf:**
4-2/0-0 Big 12

**National
Rankings:**
— / AP
— / Coaches

Last Game:
Defeated
UAlbany, 71-43
Dec. 1, 2021

Next Game:
Dec. 5, 2021
at Wichita State,
INTRUST Bank Arena

Head Coach:
Bruce Weber
(Wisc.-Milwaukee '78)
KS: 174-132 / 10th
CAR: 487-287 / 24th

Assistants
Chris Lowery
Jeremaine Henderson
Shane Southwell

2021-22 Schedule

Pitt State, W 78-59
Florida A&M, W, 67-57
Omaha, W, 79-64
vs. Arkansas, L, 64-72
vs. Illinois, L, 64-72
North Dakota, W, 84-42
UAlbany, W 71-43
@Wichita State
Marquette
Green Bay
@Nebraska
McNeese State
Morgan State
@Oklahoma*
Texas*
@West Virginia*
TCU*
Texas Tech*
@Texas*
Kansas*
@Baylor*
@Ole Miss
Oklahoma State*
@TCU*
Baylor*
@Iowa State*
West Virginia*
@Oklahoma State*
@Kansas*
Iowa State*
@Texas Tech*
Oklahoma*

NOTE:

K-State has elected to advance players' classification even though the 2020-21 season did not affect eligibility. Those that wish to take advantage of the extra year will be listed as a senior again after their original eligibility would have been exhausted.



00

MIKE McGUIRL****muh-GIRL								Sr. // Guard
6-3 200 Ellington, Conn. (East Catholic)	GP/GS	PPG	RPG	APG	SPG	FG%	3FG%	FT%
Season	6/3	6.3	3.2	2.5	1.5	37.8	21.4	70.0
Big 12	—	—	—	—	—	—	—	—
Career	110/54	6.8	2.4	2.0	0.9	37.3	32.0	70.9



1

MARKQUIS NOWELL mar-KEESE Jr. // Guard								
5-8 160 Harlem, N.Y. (St. Patrick/Little Rock)	GP/GS	PPG	RPG	APG	SPG	FG%	3FG%	FT%
Season	6/0	11.7	2.8	3.0	2.2	45.3	34.8	82.4
Big 12	—	—	—	—	—	—	—	—
Career	74/52	14.1	3.2	4.7	2.0	39.7	36.5	85.5



2

MAXIMUS EDWARDS								Fr. // Guard
6-5 220 Stratford, Conn. (Our Saviour Lutheran School (N.Y.))								
	GP/GS	PPG	RPG	APG	SPG	FG%	3FG%	FT%
Season	—	—	—	—	—	—	—	—
Big 12	—	—	—	—	—	—	—	—
Career	—	—	—	—	—	—	—	—



3

SELTON MIGUEL*					SELL-ton		So. // Guard	
6-4 210 Luanda, Angola (West Oaks Academy [Fla.])								
	GP/GS	PPG	RPG	APG	SPG	FG%	3FG%	FT%
Season	5/3	8.8	6.2	3.0	0.6	48.6	37.5	63.6
Big 12	—	—	—	—	—	—	—	—
Career	34/25	7.4	3.5	2.3	0.9	35.2	23.7	67.9



4

SERYEE LEWIS*pronounced like Siri

So. // Forward

6-9 | 230 | Chicago, Ill. (Compass Prep [Ariz.])

	GP/GS	PPG	RPG	APG	SPG	BPG	FG%	FT%
Season	—	—	—	—	—	—	—	—
Big 12	—	—	—	—	—	—	—	—



12

Career

18/0

2.2

1.2

0.2

0.1

0.1

47.2

50.0

Career

18/0

2.2

1.2

0.2

0.1

0.1

47.2

50.0

Career

18/0

2.2

1.2

0.2

0.1

0.1

47.2

50.0

Career

18/0

2.2

1.2

0.2

0.1

0.1

47.2

50.0

Career

18/0

2.2

1.2

0.2

0.1

0.1

47.2

50.0

Career

18/0

2.2

1.2

0.2

0.1

0.1

47.2

50.0

Career

18/0

2.2

1.2

0.2

0.1

0.1

47.2

50.0

Career

18/0

2.2

1.2

0.2

0.1

0.1

47.2

50.0

Career

18/0

2.2

1.2

0.2

0.1

0.1

47.2

50.0

Career

18/0

2.2

1.2

0.2

0.1

0.1

47.2

50.0

Career

18/0

2.2

1.2

0.2

0.1

0.1

47.2

50.0

Career

18/0

2.2

1.2

0.2

0.1

0.1

47.2

50.0

Career

18/0

2.2

1.2

0.2

0.1

0.1

47.2

50.0

Career

18/0

2.2

1.2

0.2

0.1

0.1

47.2

50.0

Career

18/0

2.2

1.2

0.2

0.1

0.1

47.2

50.0

Career

18/0

2.2

1.2

0.2

0.1

0.1

47.2

50.0

Career

18/0

2.2

1.2

0.2

0.1

0.1

47.2

50.0

Career

18/0

2.2

1.2

0.2

0.1

0.1

47.2

50.0

Career

18/0

2.2

1.2

0.2

0.1

0.1

47.2

50.0

Career

18/0

2.2

1.2

0.2

0.1

0.1

47.2

50.0

Career

18/0

2.2

1.2

0.2

0.1

0.1

47.2

50.0

Career

18/0

2.2

1.2

0.2

0.1

0.1

47.2

50.0

Career

18/0

2.2

1.2

0.2

0.1

0.1

47.2

50.0

Career

18/0

2.2

1.2

0.2

0.1

0.1

47.2

50.0

Career

18/0

2.2

1.2

0.2

0.1

0.1

47.2

50.0

Career

18/0

2.2

1.2

0.2

0.1

0.1

47.2

50.0

Career

18/0

2.2

1.2

0.2

0.1

0.1

47.2

50.0

Career

18/0

2.2

1.2

0.2

0.1

0.1

47.2

50.0

Career

18/0

2.2

1.2

0.2

0.1

0.1

47.2

50.0

Career

18/0

2.2

1.2

0.2

0.1

0.1

47.2

50.0

Career

18/0

2.2

1.2

0.2

0.1

0.1

47.2

50.0

Career

18/0

2.2

1.2

0.2

0.1

0.1

47.2

50.0

Career

18/0

2.2

1.2

0.2

0.1

0.1

47.2

50.0

Career

18/0

2.2

1.2

0.2

0.1

0.1

47.2

50.0

Career

18/0

2.2

1.2

0.2

0.1

0.1

47.2

50.0

Career

18/0

2.2

1.2

0.2

0.1

0.1

47.2

50.0

Career

18/0

2.2

1.2

0.2

0.1

0.1

47.2

50.0

Career

18/0

2.2

1.2

0.2

0.1

0.1

47.2

50.0

Career

18/0

2.2

1.2

0.2

0.1

0.1

47.2

50.0

Career

18/0

2.2

1.2

0.2

0.1

0.1

47.2

50.0

Career

18/0

2.2

1.2

0.2

0.1

0.1

47.2

50.0

Career

18/0

2.2

1.2

0.2

0.1

0.1

47.2

50.0

Career

18/0

2.2

1.2

0.2

0.1

0.1

47.2

50.0

Career

18/0

2.2

1.2

0.2

0.1

0.1

47.2

50.0

Career

18/0

2.2

1.2

0.2

0.1

0.1

47.2

50.0

Career

18/0

2.2

1.2

0.2

0.1

0.1

47.2

50.0

Career

18/0

2.2

1.2

0.2

0.1

0.1

47.2

50.0

Career

18/0

2.2

1.2

0.2

0.1

0.1

47.2

50.0

Career

18/0

2.2

1.2

0.2

0.1

0.1

47.2

50.0

Career

18/0

2.2

1.2

0.2

0.1

0.1

47.2

50.0

Career

18/0

2.2

1.2

0.2

0.1

0.1

47.2

50.0

Career

18/0

2.2

1.2

0.2

0.1

0.1

47.2

50.0

Career

18/0

2.2

1.2

0.2

0.1

0.1

47.2

50.0

Career

18/0

2.2

1.2

0.2

0.1

0.1

47.2

50.0

Career

18/0

2.2

1.2

0.2

0.1

0.1

47.2

50.0

Career

18/0

2.2

1.2

0.2

0.1

0.1

47.2

50.0

Career

18/0

2.2

1.2

0.2

0.1

0.1

47.2

50.0

Career

18/0

2.2

1.2

0.2

0.1

0.1

47.2

50.0

Career

18/0

2.2

1.2

0.2

0.1

0.1

47.2

50.0

Career

18/0

2.2

1.2

0.2

0.1

0.1

47.2

50.0

Career

18/0

2.2

1.2

0.2

0.1

0.1

47.2

50.0

Career

18/0

2.2

1.2

0.2

0.1

0.1

47.2

50.0

Career

18/0

2.2

1.2

0.2

0.1

0.1

47.2

50.0

Career

18/0

2.2

1.2

0.2

0.1

0.1

47.2

50.0

Career

18/0

2.2

1.2

0.2

0.1

0.1

47.2

50.0

Career

18/0

2.2

1.2

0.2

0.1

0.1

47.2

50.0

Career

18/0

2.2

1.2

0.2

0.1

0.1

47.2

50.0

Career

18/0

2.2

1.2

0.2

0.1

0.1

47.2

50.0

Career

18/0

2.2

1.2

0.2

0.1

0.1

47.2

50.0

Career

18/0

2.2

1.2

0.2

0.1

0.1

47.2

50.0

Career

18/0

2.2

1.2

0.2

0.1

0.1

47.2

50.0

Career

18/0

2.2

1.2

0.2

0.1

0.1

47.2

50.0

Career

18/0

2.2

1.2

0.2

0.1

0.1

47.2

50.0

Career

18/0

2.2

1.2

0.2

0.1

0.1

47.2

50.0

Career

18/0

2.2

1.2

0.2

0.1

0.1

47.2

50.0

Career

18/0

2.2

1.2

0.2

0.1

0.1

47.2

50.0

Career

18/0

2.2

1.2

0.2

0.1

0.1

47.2

50.0

Career

18/0

2.2

1.2

0.2

0.1

0.1

47.2



13

Career	18/0	2.2	1.2	0.2	0.1	0.1	47.2	50.0
MARK SMITH							Sr. // Guard	
6-4 225 Edwardsville, Ill. (Edwardsville/Illinois/Missouri)								
	GP/GS	PPG	RPG	APG	SPG	FG%	3FG%	FT%
Season	6/6	9.3	7.5	1.7	0.8	45.7	33.3	66.7



14

Career	106/86	8.9	3.4	1.2	0.8	38.7	35.2	76.0
DREW HONAS* <small>HO-nus</small> Sr. // Guard								
6-2 175 Medicine Lodge, Kan. (Medicine Lodge/Pratt CC [Kan.])								
	GP/GS	PPG	RPG	APG	SPG	FG%	3FG%	FT%
Season	3/0	0.0	0.3	0.0	0.0	—	—	—



15

Big 12	—	—	—	—	—	—	—	—
Career	12/0	0.2	0.3	0.0	0.0	16.7	—	—

TREY HARRIS								So. // Guard
5-11 165 Bloomington, Ill. (Bloomington/Indian Hills CC [Iowa])								
GP/GS	PPG	RPG	APG	SPG	FG%	3FG%	FT%	
Season	—	—	—	—	—	—	—	—



20

Big 12	—	—	—	—	—	—	—	—
Career	—	—	—	—	—	—	—	—

KAOSI EZEAGU* K-C Easy-A-GOO Jr. // Forward							
6-10 255 Brampton, Ontario (GTA Prep/UTEP)							
GP/GS	PPG	RPG	APG	SPG	BPG	FG%	FT%



21

Season	5/0	3.6	4.0	—	—	0.4	53.3	50.0
Big 12	—	—	—	—	—	—	—	—
Career	34/25	7.1	4.3	0.2	0.1	0.4	61.3	58.4

DAVION BRADFORD*

DAVE-eh-on

So. // Forward

7-0 270 St. Louis, Mo. (Mehlville)	GP/GS	PPG	RPG	APG	SPG	BPG	FG%	FT%
	34/25	7.1	4.3	0.2	0.1	0.4	61.3	58.4



22

Season	5/0	3.6	4.0	—	—	0.4	53.3	50.0
Big 12	—	—	—	—	—	—	—	—
Career	34/25	7.1	4.3	0.2	0.1	0.4	61.3	58.4

LUKE KASUBKE*

6-5 | 190 | St. Louis, Mo. (Chaminade)

KAH-soup-KEY

GP/GS PPG RPG APG SPG BPG FG% FT%

So. // Guard

22/0 2.3 1.2 0.8 0.3 28.1 20.5 66.7



23

Season	6/0	2.5	1.0	0.8	0.2	33.3	25.0	—
Big 12	—	—	—	—	—	—	—	—
Career	22/0	2.3	1.2	0.8	0.3	28.1	20.5	66.7

JORDAN BROOKS

6-4 | 190 | Grayson, Ky. (East Carter/Bosco Institute (Ind.)/Iona)

So. // Forward

GP/GS	PPG	RPG	APG	SPG	BPG	FG%	FT%
3/0	0.0	0.0	0.0	0.0	0.0	—	—
—	—	—	—	—	—	—	—
5/0	0.0	0.0	0.0	0.0	0.0	—	—



24

Season	3/0	0.0	0.0	0.0	0.0	0.0	—	—
Big 12	—	—	—	—	—	—	—	—
Career	5/0	0.0	0.0	0.0	0.0	0.0	—	—

NIJEL PACK*

6-0 | 180 | Indianapolis, Ind. (Lawrence Central)


pronounced like Nigel

So. // Guard



25

ISH MASSOUD mah-SUED So. // Forward								
6-9 210 East Harlem, N.Y. (The MacDuffie School/Wake Forest)	GP/GS	PPG	RPG	APG	SPG	BPG	FG%	FT%
Season	6/6	15.8	2.8	2.5	1.3	51.5	48.6	100.0
Big 12	—	—	—	—	—	—	—	—
Career	30/30	13.3	3.5	3.5	1.2	43.7	42.2	83.7



33

	GP/GS	PPG	RPG	APG	SPG	FG%	3FG%	FT%
Season	6/6	6.2	4.2	0.5	0.7	31.7	31.8	100.0
Big 12	—	—	—	—	—	—	—	—
Career	59/14	6.2	2.8	0.4	0.4	35.4	35.8	75.7

LOGAN LANDERS

Fr. // Forward

LAST: 6 points (3-8 FG, 0-3 3FG, 0-0 FT), 2 rebs, 3 asts, 2 stls in 22 mins vs. UAlbany (12/1/21)
 ▶ Returned to starting lineup vs. North Dakota, scoring a season-high 15 points on 6-of-6 shooting.
 ▶ Opted to utilize his extra season of eligibility due to COVID-19 and return for the 2021-22 season.
 ▶ Earned All-Big 12 Honorable Mention honors in 2020-21.
 ▶ Lone Wildcat remaining from the 2018 Elite Eight and 2018-19 Big 12 Championship teams.

LAST: 6 points (2-6 FG, 2-4 3FG, 0-0 FT), 1 reb, 2 asts, 2 stls, 1 blk in 22 mins vs. UAlbany (12/1/21)
 ▶ Has scored in double figures in 4 of the last 5 games, averaging 12.8 ppg. in that span.
 ▶ Now has 51 career double-digit scoring games, including 17 games of 20 or more points.
 ▶ Eclipsed 1,000 career points with his 10-point performance vs. Arkansas (11/22/21).
 ▶ Has knocked down 164 career 3-pointers on 36.5% shooting with 17 games of 4 or more treys.

LAST: n/a
 ▶ Expected to miss extended time due to an injury suffered in practice.
 ▶ Played 2 seasons at Our Saviour Lutheran School in the Bronx, helping them win 50 games.
 ▶ Averaged a team-best 19.9 ppg., 6.1 rpg., 2.9 apg., 1.7 spg. at OSL in 2020-21.
 ▶ All-time leading scorer at Bunnell High School with more than 1,600 career points.

LAST: 12 points (4-8 FG, 1-2 3FG, 3-4 FT), 10 rebs, 3 asts in 25 mins vs. UAlbany (12/1/21)
 ▶ Ranks 2nd in rebounding (6.2 rpg.), assists (3.0 apg.), while averaging 8.8 ppg. on 48.6 FG%.
 ▶ Returned vs. UAlbany (12/1/21), grabbing his first career double-double (12 pts, 10 rebs).
 ▶ All 10 points vs. Florida A&M (11/10/21) came in a key 12-2 stretch that decided the game.
 ▶ Spent summer with Angolan National Team, competing in FIBA Olympic Qualifying in Lithuania.

LAST: 0 points (0-0 FG, 0-0 3FG, 0-0 FT) in 1+ mins vs. TCU (3/10/21)
 ▶ Will miss the 2021-22 season after suffering a knee injury in the preseason.
 ▶ A late signee who ended up seeing action in 18 games as a true freshman in 2020-21.
 ▶ Connected on 80 FG% in 5 games, including a perfect 3-of-3 vs. Jacksonville (12/21/20).
 ▶ His 2019-20 prep school squad - AZ Compass Prep - included as many as 7 Division I prospects.

LAST: 2 points (1-1 FG, 0-0 3FG, 0-0 FT), 0 rebs in 4 mins vs. North Dakota (11/28/21)
 ▶ Played for the first time this season vs. North Dakota, scoring 2 points in just 4 minutes of action.
 ▶ Struggled with injuries most of the 2020-21 season, missing 12 games.
 ▶ Did see action in 17 games in 2020-21, including 13 in a row from Dec. 8 to Jan. 27.
 ▶ Qualifier out of high school who played one season at Temple College to gain exposure.

LAST: 14 points (4-7 FG, 2-3 3FG, 4-5 FT), 10 rebs, 2 asts in 21 mins vs. UAlbany (12/1/21)
 ▶ Collected 3rd career double-double, including in back-to-back games vs. North Dakota, UAlbany.
 ▶ Now has 44 career double-digit scoring games, including 19 games of 15 or more points.
 ▶ Transferred to K-State in April after stints at both Illinois (2017-18) and Missouri (2018-21).
 ▶ Has knocked down 162 career 3-pointers on 35.2% shooting, including 45% in 2018-19.

LAST: 0 points (0-0 FG, 0-0 3FG, 0-0 FT) in 1+ mins vs. UAlbany (12/1/21)
 ▶ Has seen action in 3 games, including in back-to-back games vs. North Dakota, UAlbany.
 ▶ Elected to walk-on in July 2020 after transferring from Pratt Community College.
 ▶ Scored his first career points in the waning minutes vs. No. 14/15 West Virginia (1/23/21).
 ▶ Intends to become a teacher and high school basketball coach when done playing.

LAST: 0 points (0-0 FG, 0-0 3FG, 0-0 FT) in 1+ mins vs. Pitt State (11/4/21)
 ▶ Elected to walk-on in August 2021 after playing one season at Indian Hills Community College.
 ▶ Helped Indian Hills to a 21-3 record in 2020-21, falling a game shy of NJCAA National Tournament.
 ▶ Played in 21 games at Indian Hills as a freshman, scoring in 11 games.
 ▶ Started his college career at Eastern Illinois but did not play basketball.

LAST: 8 points (3-4 FG, 0-0 3FG, 2-4 FT), 3 rebs, 1 blk in 16 mins vs. UAlbany (12/1/21)
 ▶ Has team's best +/- (+82) rate after the first 6 games, including +25 vs. Omaha (11/17/21).
 ▶ Scored a career-high 15 points vs. North Dakota to go with 7 points and 1 steal in 20 minutes.
 ▶ Saw action in 19 games in 2020-21 with 6 starts... Returned to play in the last 15 games.
 ▶ Has seen action in 54 career games with 20 starts at UTEP and K-State.

LAST: 4 points (2-3 FG, 0-0 3FG, 0-0 FT), 6 rebs in 16 mins vs. UAlbany (12/1/21)
 ▶ Returned from missing North Dakota game to play 16 mins vs. UAlbany w/4 pts, 6 rebs.
 ▶ Was one of 3 Wildcats to play in all 29 games in 2020-21, including starting the last 25 games.
 ▶ Posted the second-highest FG% (62.1/90-of-145) in school history in 2020-21.
 ▶ Had a team-leading 32 dunks as a freshman, which were the most-ever by a Wildcat.

LAST: 2 points (1-1 FG, 0-4 3FG, 0-0 FT), 2 rebs, 2 asts in 11 mins vs. UAlbany (12/1/21)
 ▶ Has come off the bench in the first 6 games, knocking down a trio of 3-pointers.
 ▶ Labeled one of the team's biggest surprises in preseason after an injury-plagued freshman year.
 ▶ Was expected to redshirt in 2020-21 due to a preseason injury, but returned to play last 16 games.
 ▶ Parents (Bret & Michelle) both played basketball at Quincy University (Ill.) in late '80s, early '90s.

LAST: 0 points (0-0 FG, 0-0 3FG, 0-0 FT) in 1+ mins vs. UAlbany (12/1/21)
 ▶ Has played in 3 games so far, playing a little over a minute vs. UAlbany.
 ▶ Elected to walk-on in August 2021 after playing one season at Iona College, head coach Rick Pitino.
 ▶ Was part of Gaels' squad that won the MAAC title and advance to NCAA Tournament in 2020-21.
 ▶ Son of Delray Brooks, who played was part of the 1987 Final Four team at Providence.

LAST: 17 points (6-11 FG, 5-8 3FG, 0-0 FT), 5 rebs, 3 asts, 1 stl in 31 mins vs. UAlbany (12/1/21)
 ▶ Ranks among Big 12's Top 10 in 4 categories, including 4th in scoring, 1st in 3FGM, 2nd in 3FG%.
 ▶ The only Wildcat to score in double figures in the first 6 games, averaging 15.8 ppg.
 ▶ Finished his rookie campaign ranking in the top-10 in 9 freshman categories in school history.
 ▶ Became the third freshman (Michael Beasley, Marcus Foster) to lead the team in scoring.

LAST: 2 points (1-3 FG, 0-2 3FG, 0-0 FT), 4 rebs in 24 mins vs. UAlbany (12/1/21)
 ▶ Leads the team in minutes (28.3 mpg.), while he is scored in double figures in 2 of first 4 games.
 ▶ Has 13 career double-digit scoring games, including a career-high 31 vs. Pitt (1/23/21).
 ▶ Has knocked down 76 career 3-pointers on 35.8% shooting, including 39.8% as a freshman.
 ▶ Transferred to K-State from Wake Forest and has 3 seasons of eligibility remaining.

LAST: 0 points (0-1 FG, 0-0 3FG, 0-0 FT), 3 rebs in 8 mins vs. UAlbany (12/1/21)
 ▶ Has seen action in all 6 games, including scoring his first career points vs. Arkansas (11/22/21).
 ▶ Played senior year at Cedarburg High School in